

SAN FRANCISCO 49ERS

2011 MEDIA GUIDE



49ERS FOOTBALL
PRESENTING SPONSOR 



2011 SAN FRANCISCO 49ERS SCHEDULE & RESULTS

PRESEASON (2-2)

| Date | Opponent | Local Time | Result | Network |
|----------------------------|----------------|------------------|----------------|-------------|
| Friday, August 12 | @ New Orleans | 7:00 p.m. | L, 3-24 | CBS5 |
| Saturday, August 20 | Oakland | 5:00 p.m. | W, 17-3 | CBS5 |
| Saturday, August 27 | Houston | 5:00 p.m. | L, 7-30 | CBS5 |
| Thursday, September 1 | @ San Diego | 7:00 p.m. | W, 20-17 | CBS5 |

REGULAR SEASON (13-3)

| Date | Opponent | Local Time | Result | Network |
|-----------------------------|------------------------|------------------|----------------------|-------------|
| Sunday, September 11 | Seattle | 1:15 p.m. | W, 33-17 | FOX |
| Sunday, September 18 | Dallas | 1:05 p.m. | L, 24-27 (OT) | FOX |
| Sunday, September 25 | @ Cincinnati | 1:00 p.m. | W, 13-8 | FOX |
| Sunday, October 2 | @ Philadelphia | 1:00 p.m. | W, 24-23 | FOX |
| Sunday, October 9 | Tampa Bay | 1:05 p.m. | W, 48-3 | FOX |
| Sunday, October 16 | @ Detroit | 1:00 p.m. | W, 25-19 | FOX |
| Sunday, October 23 | BYE | | | |
| Sunday, October 30 | Cleveland | 1:15 p.m. | W, 20-10 | CBS |
| Sunday, November 6 | @ Washington | 1:00 p.m. | W, 19-11 | FOX |
| *Sunday, November 13 | New York Giants | 1:15 p.m. | W, 27-20 | FOX |
| *Sunday, November 20 | Arizona | 1:05 p.m. | W, 23-7 | FOX |
| Thursday, November 24 | @ Baltimore | 8:20 p.m. | L, 6-16 | NFL Network |
| *Sunday, December 4 | St. Louis | 1:15 p.m. | W, 26-0 | FOX |
| *Sunday, December 11 | @ Arizona | 2:05 p.m. | L, 19-21 | FOX |
| Monday, December 19 | Pittsburgh | 5:30 p.m. | W, 20-3 | ESPN |
| *Saturday, December 24 | @ Seattle | 1:15 p.m. | W, 19-17 | FOX |
| *Sunday, January 1 | @ St. Louis | 12:00 p.m. | W, 34-27 | FOX |

POSTSEASON (1-0)

| Date | Opponent | Local Time | Result | Network |
|-----------------------------|------------------------|------------------|-----------------|------------|
| Saturday, January 14 | New Orleans | 1:30 p.m. | W, 36-32 | FOX |
| Sunday, January 22 | New York Giants | 3:30 p.m. | | FOX |

* Please be aware that as part of the National Football League's agreement with NBC to televise Sunday Night Football, the NFL has implemented a flexible schedule for Sunday start times for the final eight weeks of the season.

This will allow the NFL to bring more attractive match-ups to a national audience late in the season. If any of the 49ers games are moved from the original start time, fans will be notified 12 days prior to the date of the game with the exception of a Week 17 game, where the notification will be six days to ensure a Sunday Night game with playoff implications. Starting time changes will be publicized on 49ers.com and through the local print, electronic and internet media

TRAINING FACILITY AND BUSINESS OFFICE

MARIE P. DEBARTOLO SPORTS CENTRE
4949 CENTENNIAL BOULEVARD
SANTA CLARA, CA 95054
PHONE: (408) 562-4949

TICKET OFFICE

CANDLESTICK PARK
490 JAMESTOWN AVE., ROOM 400
SAN FRANCISCO, CA 94124
PHONE: (415) GO-49ERS

49ERS OFFICIAL WEBSITE

www.49ers.com

NFL OFFICIAL WEBSITE

www.nfl.com

STADIUM OPERATIONS

(PARKING/SECURITY/LUXURY SUITES/GAME DAY OPERATIONS)

CANDLESTICK PARK
490 JAMESTOWN AVE., ROOM 398
SAN FRANCISCO, CA 94124
PHONE: (415) 656-4949

SUPER BOWL TITLES

1981 (XVI), 1984 (XIX), 1988 (XXIII),
1989 (XXIV), 1994 (XXIX)

COLORS

49ERS RED (PANTONE 187C)
49ERS GOLD (PANTONE 872C METALLIC)

FOUNDED-1946. JOINED NFL IN 1950



SAN FRANCISCO 49ERS TABLE OF CONTENTS

ORGANIZATION

2011 Schedule
 Table of Contents
 Club Directory
 Denise DeBartolo York & John York – Co-Chairmen/Owners
 Jed York - President & Chief Executive Officer
 Trent Baalke - General Manager
 Tom Gamble - Director of Player Personnel
 Joel Patten - Director of College Scouting
 Jeff Ferguson - Director of Football Operations & Sports Medicine
 Paraag Marathe - Chief Operating Officer
 Jim Harbaugh – Head Coach
 All-Time 49ers Head Coaching Records
 Coaching Staff
 Pronunciation Guide
 All-Time 49ers Coaches
 Player Personnel
 Athletic Trainers
 Equipment Managers
 Video Operations

PLAYERS

Roster
 Player Bios

2011 DEPTH CHART & ROSTERS

2011 TEAM & INDIVIDUAL STATISTICS

2011 GAME SUMMARIES

RECORDS

Individual Records
 Opponent Individual Records
 Team Records

POSTSEASON

Postseason History
 Individual Postseason Records
 Team Postseason Records
 Postseason Game Summaries

ALL-TIME RESULTS

49ers Composite Results
 1946-49 Schedule & Results
 Year-by-Year Results and Statistics
 Record vs. Opponents
 Primetime Games
 Monday Night Football Records
 Offensive and Defensive Rankings
 Overtime Games
 Preseason Results
 Home/Away Records
 NFC West Standings

HISTORY

Anthony J. Morabito - 49ers Founder
 Franklin Mieuli - 49ers Limited Partner
 49ers Team Awards
 NFL Award Winners
 All-Time Player of Week/Month
 Edward J. DeBartolo Sr. 49ers Hall of Fame
 49ers NFL Hall of Famers
 Retired Jerseys
 Pro Bowlers
 All-Pros
 49ers Free Agency History
 49ers Trade History
 All-Time Roster
 49ers Starters
 Historical Highlights
 49ers All-Time Presidents & Personnel Directors

DRAFT HISTORY

49ers AAFC Draft (1946-49)
 49ers All-Time NFL Draft

49ERS MEDIA GUIDE CREDITS

Editors: Bob Lange, Ryan Moore, Mike Chasanoff, Dan Beckler
Editorial Assistants: David Hall, Brian Morandi
Photography: Terrell Lloyd, Michael Zagaris, Ben Shyman
Historical Photography: Bill Fox, Jeff Bayer, Frank Rippon, Dennis Desprois, Dave Beronio



SAN FRANCISCO 49ERS DIRECTORY

OFFICE OF THE OWNER

Denise DeBartolo York Co-Chairman
 John York Co-Chairman
 Jed York Chief Executive Officer
 Pete Malcolm Chief of Staff
 Carri Parham Executive Administrative Assistant

LIMITED PARTNERS

The Franklin Mieuli Trust Limited Partner
 Richard & Carla Morabito Limited Partner

COACHING STAFF

Jim Harbaugh Head Coach
 Brad Seely Assistant Head Coach/Special Teams Coordinator
 Greg Roman Offensive Coordinator
 Vic Fangio Defensive Coordinator
 Michael Christianson Coord. of Football Technology/Off.QC
 Geep Chryst Quarterbacks
 Reggie Davis Tight Ends
 Ed Donatell Secondary
 Tim Drevno Offensive Line
 Bobby Engram Offensive Assistant
 Ejiro Evero Quality Control
 Peter Hansen Defensive Assistant/Quality Control
 Greg Jackson Assistant Secondary
 Jim Leavitt Linebackers
 John Morton Wide Receivers
 Tom Rathman Running Backs
 Mike Solari Offensive Line
 Jim Tomsula Defensive Line
 Mark Uyeyama Head Strength and Conditioning
 Kevin Tolbert Assistant Strength and Conditioning
 Bill Naves Special Assistant to the Head Coach

PLAYER PERSONNEL & SCOUTING

Trent Baalke General Manager
 Tom Gamble Director of Player Personnel
 Joel Patten Director of College Scouting
 John Becker Senior Personnel Advisor
 Matt Malaspina National Scout
 Todd Brunner Area Scout
 Justin Chabot Area Scout
 Reggie Cobb Area Scout
 Quantus Cumbly Pro Personnel Scout
 John Hastings Scouting Assistant
 William Homer Personnel Assistant
 Kent Kahl Area Scout
 Bob Morris Area Scout
 Ethan Waugh Area Scout
 Josh Williams Scouting Assistant
 Angela Banister Executive Administrative Assistant

ADMINISTRATION

Paraag Marathe Chief Operating Officer
 Gideon Yu Chief Strategy Officer
 Elizabeth Choi Executive Administrative Assistant

FOOTBALL OPERATIONS

Brian Hampton Director of Football Administration
 Mike Libby Contract Research Analyst
 Hilary Heuermann Contract Administrator
 Steve Risser Team Logistics Manager

ATHLETIC TRAINING & MEDICAL

Jeff Ferguson Director of Football Operations & Sports Medicine
 Nate Breske Assistant Athletic Trainer
 Manny Rivera Assistant Athletic Trainer
 Dan Garza, M.D. Team Medical Director
 Chris Beaulieu, M.D. Team Radiologist
 Gary Fanton, M.D. Orthopedic Surgeon
 William Maloney, M.D. Orthopedic Surgeon
 Tim McAdams, M.D. Orthopedic Surgeon
 Joe Leahy, D.C. Chiropractor
 Robert Bonahoom, DDS Dentist

EQUIPMENT

Steve Urbaniak Equipment Manager
 Donovan "Doc" Dressler Assistant Equipment Manager
 Scott Rotier Assistant Equipment Manager

VIDEO OPERATIONS

Michael Bracken Video Operations Manager
 Mark Preto Video Operations Assistant
 Vincent Mays Video Operations Assistant

FOOTBALL AFFAIRS

Keena Turner VP of Football Affairs

ALUMNI RELATIONS

Guy McIntyre Director of Alumni Relations
 Steve Bono Alumni Coordinator
 Jesse Sapolu Alumni Coordinator
 Eric Wright Alumni Coordinator

CHAPLAIN

Earl Smith Team Chaplain

PUBLIC RELATIONS

Bob Lange Director of Public Relations
 Mike Chasanoff Manager of Public Relations
 Dan Beckler Coordinator of Public Relations
 Terrell Lloyd Team Photographer
 Michael Zagaris Team Photographer
 Donnan Sinn Team Historian

COMMUNICATIONS

Steve Weakland Director of Corporate Communications

NEW STADIUM

Jack Hill Project Executive

FINANCE & BUSINESS

Larry MacNeil Chief Financial Officer
 Patty Inglis Executive Vice President
 Scott Sabatino Director of Finance
 Debye Wheelchel Controller
 Esther Chi Manager of Accounting
 Joan Pires Payroll Manager
 Michael Pomares Staff Accountant
 Athena Wheeler Accounting Assistant

SPECIAL PROJECTS

Josh Proctor Director of Special Projects
 Robbie Evans Special Projects Analyst

STADIUM OPERATIONS & FACILITIES

Jim Mercurio VP of Stadium Operations & Security
 Larry Minasian Director of Stadium Operations
 Dan Henderson Assistant Director of Stadium Operations
 Bernadette Pullon-Garcia Executive Administrative Asst.
 Eric Gunsberg Stadium Operations Parking & Traffic Coord.
 Bob Mallamo Stadium Operations/Locker Room Manager
 Julian Sakti Mgr. of Game Operations and Security
 Matt Pellegrino Stadium Operations Coordinator

Security

Dan Cory Director of Security
 Dario Montenegro Security Representative
 Kaoru Orimoto Security Representative
 Jonathan Powers Security Representative

Facilities

Bill Howell Director of Facilities
 Rafael Herrera Facilities/Housekeeping
 Santiago Jimenez-Garcia Facilities/Housekeeping
 Erik Bernal Lozano Facilities
 Eduardo Sandoval Facilities
 Miguel Sandoval Facilities
 Raul Sandoval Facilities
 José Vasquez Facilities

Groundskeeping

Matthew Greiner Sports Turf Manager/Head Groundskeeper
 Jose Castro Groundskeeper

SALES

Corporate Sales

John Vidalin Chief Sales Officer
 Ethan Casson Vice President of Corporate Sales
 Bob Sargent Director of Broadcasting & Corporate Sales
 Nikki Hawkins Sr. Corporate Account Manager
 Cassandra Trujillo Corporate Account Manager
 Jennifer Lee Corporate Account Manager
 Tyson Lamp Corporate Sales Executive
 Matt Wiech Corporate Sales Executive
 Pam Geist Executive Sales Coordinator

Marketing

Ali Towle Director of Marketing
 Scott Kegley Digital Media Manager
 Angele Marshall Event Marketing Manager
 Ben Mayberry Graphic Designer
 Krista Olson Marketing Manager
 Taylor Price Digital Media Coordinator

Community Relations

Joanne Pasternack Director of
 Community Relations/49ers Foundation
 Brandon Moreno Community Relations Manager
 Heather Curry Community Relations Specialist
 Jared Muela Youth Football Coordinator

TICKETING & SUITES

Jamie Brandt Vice President of Ticketing & Suites
 Dustin Albertson Ticketing & Suites Service Executive
 Donna Barnes Ticket Operations Assistant
 Lynn Carrozzini Senior Manager of Ticket Office
 Jared Kozinn Manager of Ticket Sales and Service
 Jason Davison Supervisor of Ticket Office
 Nathan DiLorenzo Ticketing & Suites Sales Executive
 Bradley Dugan Ticket Operations Assistant
 Chase Jolesch Ticketing & Suites Sales Executive
 Marcus Wong Ticket Operations Assistant

HUMAN RESOURCES

Amy Fleming Senior Manager of Human Resources
 John Caharian Human Resources Generalist

LEGAL AFFAIRS

Hannah Gordon Director of Legal Affairs

INFORMATION TECHNOLOGY

Alexander Ignacio Director of Information Technology
 Kevin Le Senior Network Engineer
 Tim Stabio Network Telecom Specialist
 Cynthia Fountaine Network Administrator

ADMINISTRATIVE SERVICES

Vilma Meek Office Administrator



DENISE DeBARTOLO YORK JOHN YORK CO-CHAIRMEN

Denise and John York bring long and distinguished careers in sports and business to their roles as Co-Chairmen of the San Francisco 49ers, where they combine their passion for building a championship team with their commitment to being the best possible business partners and community citizens.

A THIRTY YEAR LEGACY IN BUSINESS AND PRO SPORTS

Since Denise's father, Edward J. DeBartolo Sr., purchased the 49ers in 1977, she has been an integral part of more than three decades of 49ers football, including 36 playoff contests and five Super Bowl victories. Earlier in her career, Denise served as President of the Pittsburgh Penguins hockey team. Under her leadership, the Penguins were revitalized and transformed into a championship team winning the Stanley Cup. She is one of only 12 women to have her name engraved on the Stanley Cup.

A successful entrepreneur, John spent years as Senior Vice President/Director of Racing Operations for the DeBartolo Corporation, instituting programs designed to enhance the fan experience and raise the profile of thoroughbred horse racing. John, a noted pathologist, began his business career in 1982 as founder of DeYor Laboratories in Youngstown, Ohio. From three employees, he molded the company into a 500-person operation with facilities in three states before selling the company to Corning, Inc. in 1993.

As owners of the 49ers, Denise and John provide the resources and guidance to uphold the 49ers celebrated history and oversee the team's relationship with the Commissioner of the National Football League and other team owners.

TAKING A LEADERSHIP ROLE IN THE NFL

Denise and John's dedication to the sport of football extends to the top levels of the NFL.

Denise is an active member of the Pro Football Hall of Fame Committee, where she helps to oversee the League's ongoing support of the museum that pays tribute to the triumphs of pro football's greatest stars, including 14 legendary members of the San Francisco 49ers.

John is Chairman of the NFL's International Committee. Under his leadership, the 49ers became the first team to play a regular season game outside the borders of the United States, taking on the Arizona Cardinals in front of 100,000 fans at Azteca Stadium in Mexico City. Under John's direction, the League has expanded its presence abroad with regular season games the past two years at Wembley Stadium in London, England. During the 2010 season, the 49ers hosted the Denver Broncos in London, England. John also sits on the League's Audit and Business Ventures Committees, which help to ensure the NFL's standing as the preeminent brand in all of professional sports.

CELEBRATING THE TEAM'S LEGENDARY HISTORY

Denise and John have played a pivotal role in reaching out to former players and coaches to help celebrate six monumental decades of 49ers football. Over the past decade, Denise and John have brought back every Hall of Fame enshrinee from the 49ers to be honored at Candlestick Park for their tremendous contributions to Bay Area sports. Under their guidance, the team enhanced its annual alumni weekend event to give all players who have donned the red and gold throughout the team's history a chance to catch up with old friends. As part of the event, the former players are recognized on the field during a half-time celebration at Candlestick Park, where so many of them made their mark on history. They have also worked with players like Joe Montana, Steve Young and Dwight Clark, and the members of the 1981 49ers defense to re-enact and commemorate some of the team's most famous plays such as "The Catch" and the goal line stand that propelled the team to its first Super Bowl victory.

ENHANCING THE FAN EXPERIENCE

Denise and John are dedicated to embracing the passion of 49ers fans everywhere. They are committed to giving fans an opportunity to experience the excitement of 49ers football year-round. From the team's annual Winter Fundraiser in Lake Tahoe charity event each winter, to its Draft Day celebration in Santa Clara each spring, to Family Day at Candlestick Park each summer, they have made it their mission to embrace the fans as family.

In their efforts to extend the interaction between the fans and the players and coaches, Denise and John have opened a portion of the team's training camp to the public since 2005, giving more than 100,000 49ers fans the opportunity to meet the team before the first snap of the football season.

On game days, they have spearheaded the effort to create a great atmosphere for fans by making significant enhancements to Candlestick Park, from the creation of the Alumni Tailgate Party and Faithful City, to improvements inside the stadium such as new flat screen TVs, new escalators and remodeled restrooms.

They've also provided new opportunities for fans to participate in the excitement of 49ers football by giving local musicians the opportunity to sing the national anthem in front of 68,000 fans at the 'Stick, and providing opportunities to local talent to participate in half-time events on the field.

MAKING A DIFFERENCE IN THE LIVES OF OTHERS

Under the leadership of Denise and John, the team's community outreach programs and 49ers Foundation have grown tremendously.

Last year, 49ers players, coaches, staff and alumni participated in community events throughout the Bay Area as part of the team's award-winning RESPECT community outreach program. The 49ers Foundation has also grown tremendously, from raising and donating \$200,000 per year to Bay Area non-profit organizations, to a record \$1.7 million in 2008, bringing the total to more than \$10 million over the last eight years.



In recognition of their community involvement, the couple was recently honored as City Year's Service Leadership Award recipient for their work in the Bay Area community. In 2008, the couple were honored with the 2008 Silicon Valley Exemplary Community Leadership Award by Silicon Valley FACES, a non-profit organization dedicated to fighting bias and racism in the South Bay Area. In 2005, Denise and John were honored with the Outstanding Corporate Philanthropy Award at the Catholic Charities/Catholic Youth Organization's Loaves & Fishes Dinner for their remarkable contributions to the San Francisco community.

The couple's passion for community involvement extends beyond the Bay Area as well. John was recently honored with Loyola University's Strich Medal - the highest honor awarded by the school - for his ongoing contributions to his alma mater. In 2008, Denise and John were honored with the Youngstown Hearing & Speech Center's 2008 Great Communicators Award in recognition of their philanthropic leadership. They were also inducted into the Curbstone Coaches Hall of Fame in Boardman, Ohio, in 2007 for generously giving their time and resources to the Mahoning Valley community.

PUTTING FAMILY FIRST

Though Denise and John have accomplished much in their professional careers, they first define themselves as husband, wife and parents.

Their eldest son, Jed, now carries on the family's legacy begun by his grandfather Edward J. DeBartolo Sr., his Uncle Eddie DeBartolo Jr. and his parents, by serving as President and CEO of the 49ers. Their son, Tony, is currently an entrepreneur in the high-tech industry in Silicon Valley, and twins Jenna and Mara are pursuing careers in oenology in the Napa Valley.



JED YORK

CHIEF EXECUTIVE OFFICER

BUILDING A CHAMPIONSHIP TEAM

As Chief Executive Officer of the San Francisco 49ers, Jed York oversees all aspects of the organization. York is in his third year in the position and has made bold decisions to return the team to its winning tradition and ultimately the Super Bowl. York recognizes and shares the ongoing passion of the team's faithful fans.

York has been the driving force behind the team's work to begin construction on a new stadium for the 49ers. In 2011, his leadership produced what some are calling extraordinary results to get "shovels in the ground" for the new stadium in Santa Clara. The 49ers have not only secured all the necessary approvals to begin construction of the new venue in early 2012, the team also has an \$850 million construction loan and \$200 million in NFL support with all financing in place. The team plans to build a stadium that will quickly be recognized as the world's premium outdoor sports and entertainment venue.

2011 was a very good year for York's 49ers. His promotion of Trent Baalke to General Manager and the hiring of Jim Harbaugh as Head Coach provided instant results. Both Harbaugh and Baalke were named Coach of the Year and Executive of the Year respectively, the highest honor they can receive in their respective positions. The team also made it to the playoffs for the first time in nine years advancing to the NFC Conference Championship and an impressive 14-4 record.

RECOGNIZING THE 49ERS FAITHFUL

A 49ers fan since birth, York recognizes that the success of the 49ers hinges on the team's faithful fans, and he is committed to honoring them for their passion and enthusiasm. One of his most popular moves was to direct the organization to create new uniforms for the 49ers that connect the team's future aspirations to its championship glory years of the 1980s and 1990s. He also created the ticket sales and services department to give each season ticket holder a personal representative and point of contact within the organization. To give fans a forum to interact directly with the team's leaders, he instituted a public "State of the Franchise" meeting for season ticket holders, where they have an opportunity to listen to the team's plans for the future and ask questions of the 49ers management team.

Under York's leadership, the team established the Edward J. DeBartolo Sr. 49ers Hall of Fame in 2009, to commemorate the significant accomplishments of some of the team's biggest stars and key contributors. Named for his grandfather and the beloved patriarch of the 49ers, the Hall of Fame automatically inducted those 49ers greats that had either had their jersey numbers retired by the team or have been inducted into the Pro Football Hall of Fame. York, shortly thereafter, announced the Hall of Fame's inaugural inductee, his uncle, Edward J. DeBartolo Jr., who was enshrined during the 2009 season.

CARRYING ON THE FAMILY'S LEGACY

York's roots with the 49ers run deep. He is the oldest child of Denise and John York, the co-chairmen of the team. York's uncle and godfather, Eddie DeBartolo, also known to fans as "Mr.D", has long served as a mentor.

York began his career as a financial analyst at Guggenheim Partners, a diversified financial services firm. He worked in the firm's New York office in several areas, including private wealth management, hedge funds risk analysis, and collateralized debt obligations.

Born and raised in Youngstown, OH, York was a student athlete at Cardinal Mooney High School where he was captain of the baseball team as well student body president. After high school, York decided to carry on a family tradition by attending the University of Notre Dame, where he earned a degree in both finance and history. York was a member of Phi Alpha Theta, the National History Honors Society.

York credits his parents, his uncle Eddie, and his grandfather Edward DeBartolo Sr. as being positive role models and for teaching him character values such as integrity, a strong work ethic, and respect for others. He is pleased to carry on his family's commitment to community by serving as a board member at Tipping Point Community, the Common Wealth Club, Bay Area Council, and Silicon Valley Leadership Group. In 2011 & 2012, York served as the Co-Chair of the Second Harvest Food Bank's Annual Holiday Food and Fund Drive, which services Santa Clara and San Mateo counties.

Besides his tremendous passion for the 49ers, York enjoys traveling, fishing, and playing cards, which he learned from his grandfather.





TRENT BAALKE

GENERAL MANAGER

Trent Baalke enters his seventh season with the 49ers and his 14th in the National Football League. Named the 49ers General Manager on January 4, 2011, Baalke oversees all facets of football operations.

Prior to being named 49ers GM, Baalke served as Vice President of Player Personnel for the team in 2010, as he oversaw all aspects of player personnel, including the team's draft process. For the first time in his career, he commanded a NFL team's draft room, and netted eight selections that went on to make the team's opening-day roster. The class included first rounders T Anthony Davis and G Mike Lupati, who both went on to start every game of their rookie year. That same offseason, Baalke was also instrumental in extending the contracts of All-Pro LB Patrick Willis and Pro Bowl TE Vernon Davis.

From 2008-09, Baalke served as the 49ers Director of Player Personnel, overseeing both the college and pro personnel departments. He first joined the franchise immediately following the 2005 NFL Draft as the team's Western Region Scout, a position he held through 2007.

Baalke spent four years on the Washington Redskins scouting staff, serving as the College Scouting Coordinator in his final season. From 2001 to 2003, he served as Washington's National Scout and traveled throughout the country in search of rising talent. Before joining the Redskins, Baalke spent three seasons (1998-2000) as a scout with the New York Jets.

From 1990 to 1995, Baalke held the position of defensive line/strength and conditioning coach at South Dakota State. In that role, he helped promote players such as former Pro Bowl guard Adam Timmerman and current NFL kicker Adam Vinatieri to NFL scouts. Baalke then spent time as the athletic director at Shanley High School in Fargo, ND, before moving on to the Jets. Baalke began his coaching career as a graduate assistant defensive line coach at North Dakota State, in 1989. The team finished with a 14-0 record and a Division II National Championship.

A double major at Bemidji State (MN), Baalke received his bachelor's degree in health and physical education. He

went on to earn his master's degree in secondary education and sports administration while coaching at North Dakota State.

Baalke played outside linebacker and was a two-time All-Northern Sun Conference and an All-Mid West Region honoree at Bemidji.

Trent and his wife, Beth, have twodaughters, Katy and Cassie.



TOM GAMBLE

DIRECTOR OF PLAYER PERSONNEL

Tom Gamble is in his 24th NFL season and his seventh year with the 49ers. On February 4, 2011, Gamble was promoted to Director of Player Personnel after having served as the Director of Pro Personnel for the previous seven years in San Francisco.

Gamble's extensive NFL resume includes work in both college and pro scouting, contract negotiations, and a stint in the coaching ranks.

While working closely with General Manager Trent Baalke, Gamble oversees both the college and pro personnel efforts. In his previous role, Gamble monitored every NFL roster with an emphasis on scouting talent of upcoming pro free agents, while also maintaining continuous depth of personnel on the 49ers roster. In 2010, Gamble had been assigned additional responsibilities in collegiate scouting in order to maximize the use of his extensive experience in talent evaluation.

During his time in the NFL, Gamble has helped build nine playoff teams – five with Indianapolis and four with Philadelphia. Prior to his arrival in San Francisco, Gamble served as a college scout for the Colts from 1998 to 2004 under veteran NFL executive Bill Polian.

Gamble originally entered the NFL as an assistant in the player personnel department of the Philadelphia Eagles in 1988. He stayed with the Eagles through 1994, serving as a college scouting administrator, area scout, contract negotiator, and later served as the director of pro scouting.

From 1995 to 1996, Gamble served as a defensive assistant/quality control coach with the New York Jets. He then worked as a part-time college scout for the Carolina Panthers before serving as a pro scout for the Baltimore Ravens during the 1997 season.

Gamble earned his B.S. from High Point University in 1987 and an M.S. from Rowan University in 1988. He grew up in a football family, where his father, Harry, served as the head coach at both the University of Pennsylvania and Lafayette College. Harry was also formerly the President of the Philadelphia Eagles.

Gamble and his wife, Juliette, have three sons, Tom, Gregory and Matthew.



JOEL PATTEN

DIRECTOR OF COLLEGE SCOUTING

Joel Patten is in his second year with the 49ers as the Director of College Scouting. He joined San Francisco with 14 years of NFL scouting experience and more than a decade of professional playing experience. In his role, Patten oversees the college scouting staff and the daily operations of the department.

In 2009, Patten served as a regional scout for the St. Louis Rams. Prior to joining the Rams, he was a national scout for the Washington Redskins from 2004-08, where he worked alongside 49ers Vice President of Player Personnel Baalke, in 2004. Patten also spent time as a regional scout for the Houston Texans (2000-03) and the Redskins (1996-99).

Patten played eight seasons in the NFL and three in USFL as an offensive tackle. Having originally entered the NFL as an undrafted free agent with the Cleveland Browns in 1980, he played in 56 career games for the Browns (1980-82), Colts (1987-88), Chargers (1989-90) and Los Angeles Raiders (1991-92). He also played for the Washington Federals (1983-84) and the Orlando Renegades (1985) of the USFL.

A 1980 graduate of Duke University, Patten and his wife, Betsy, live in Chantilly, VA, and have three children - Jake, Christina and Kimberly.



JEFF FERGUSON

DIRECTOR OF FOOTBALL OPERATIONS & SPORTS MEDICINE

Jeff Ferguson is in his sixth year with the 49ers and his first as Director of Football Operations and Sports Medicine. Having served as the team's Head Athletic Trainer since 2006, Ferguson added the responsibilities of overseeing the 49ers strength and conditioning, team logistics, equipment and video operations departments during the 2011 offseason.

For the last five seasons, Ferguson has overseen the team's rehabilitation procedures, injury records, training room and daily athletic training duties. He joined the 49ers after serving as the manager of athletic team development with BREG, an orthopedic company based out of Vista, CA. From June of 2005 until March of 2006 Ferguson specialized in sports medicine bracing for BREG.

Prior to his move to the West coast, Ferguson spent eight years in several capacities at Kansas State University, though he continued to serve as the athletic trainer for the Kansas State football team throughout his time in Manhattan. He began his career in Wildcat athletics in 1997 as an assistant athletic trainer for intercollegiate sports.

In 2002, Ferguson was promoted to assistant athletic director for sports medicine, a position he held until 2005. In his role, Ferguson

was responsible for the prevention, evaluation, treatment and rehabilitation of all athletic injuries, in addition to supervising medical coverage for 14 collegiate athletic teams. His staff was voted best in the Big 12 for their medical efforts from 2003 to 2004.

The previous two years (1995-97), Ferguson was an athletic trainer with an orthopedic surgeon and physical therapy company in Louisburg, NC. While doing graduate work at the University of Texas at Arlington, he spent two years as a graduate assistant athletic trainer that included the task of head athletic trainer for the track and field teams.

Ferguson earned his bachelor's degree in 1993 at Clemson University and his master's degree in 1995 at Texas-Arlington. He got his start in college athletic training as a student athletic trainer at Clemson from 1989 to 1993, and spent the 1992 summer as a preseason athletic trainer for the New England Patriots. He is also a certified member of the National Athletic Trainers Association (NATA).

A native of Clemson, SC, Ferguson is married to the former Rebecca Hopper. The couple resides in Santa Clara, CA, with their two daughters, Madelyn and Alexandra, and son, J.C.



PARAAG MARATHE

CHIEF OPERATING OFFICER

Paraag Marathe (PUH-rawg, muh-RAH-tay) is in his 11th year with the 49ers, and his first as the team's Chief Operating Officer.

Marathe was elevated to his current role in February of 2011, after spending a year as the 49ers Executive Vice President of Football and Business Operations. Primarily focused on the organization's business operations since that time, the 49ers have seen a substantial growth in business partnerships, announced new and engaging ways to enhance the fan experience throughout the entire calendar year, launched new fan development programs and improved customer service.

Marathe's leadership will be integral in the team's business development and sales efforts to build a new state-of-the-art stadium in the Bay Area for its fans. Constantly evaluating and reviewing opportunities to enhance the club's short and long-term business strategy, Marathe oversees corporate communications, sales, stadium operations, business development, ticketing, and marketing departments for the 49ers.

In addition to this primary focus on the 49ers business efforts, Marathe continues to support the football operations department as the team's chief contract negotiator and salary cap manager. Additionally, he is responsible for the club's compliance with the NFL's collective bargaining agreement and supports General Manager Trent Baalke with player personnel transactional duties.

From 2008-09, Marathe served as the 49ers Vice President of Football Operations. He originally joined the organization as the team's Special Projects Manager (2001-03), a position he held for three seasons before going on to spend one year as the Assistant to the General Manager. Marathe was later promoted to Director of Football operations where he remained until June of 2008.

Prior to joining the 49ers, Marathe worked at management consulting firm Bain & Company from 1999-2001, as a Senior Associate Consultant, where he advised clients in a variety of industries including private equity, venture capital, computer software, retail, sports footwear, consumer products, and health clubs. Before that, Marathe worked in the sports consulting group at the International Management Group (IMG), from 1997-1999, where he concentrated primarily on stadium naming rights deals, corporate sponsorships, and athlete endorsements.

A native of Saratoga, CA, Marathe's passion for the 49ers was instilled at a very young age. His Bay Area roots run deep, having received his bachelor's degree with high honors from the Haas School of Business at the University of California-Berkeley and his MBA from Stanford University's Graduate School of Business.



JIM HARBAUGH

HEAD COACH

3rd NFL Season | 1st with 49ers

Attack each day with an enthusiasm unknown to mankind. That is the mantra that Jim Harbaugh lives, coaches and played by ... one that was instilled in him by his father, Jack, at a very young age. That enthusiasm permeated the San Francisco 49ers organization immediately upon his hiring as the 18th Head Coach in the storied history of the proud franchise.

Widely regarded as one of the finest up-and-coming coaches in football, Harbaugh's pedigree is one littered with the names of some truly great football minds. That list starts with his father, Jack, a veteran of 43 seasons in the coaching ranks, and ends with his brother, John, the current head coach of the Baltimore Ravens. The middle of that list contains the likes of Bill Walsh, Bo Schembechler and Lindy Infante, all men he credits with contributing to his coaching repertoire.

A 15-year NFL veteran quarterback, Harbaugh brings 17 years of coaching experience to San Francisco, which includes spending the last seven years as a head coach (58-27) in the collegiate ranks. He joins the 49ers after an impressive four-year stint as the head coach at Stanford University, where he guided the Cardinal football program to the biggest turnaround in school history over a four year span.

Among Harbaugh's many accomplishments while at Stanford was the orchestration of two of the highest scoring teams in school history, three of the top four rushing teams in program history and back-to-back bowl appearances for the first time since 1995 and '96. He also coached back-to-back Heisman Trophy finalists in running back Toby Gerhart and quarterback Andrew Luck.

As Stanford's head coach, Harbaugh led the Cardinal to a 29-21 overall record, including a 20-6 record over the past two seasons. It was in stark contrast to the program he inherited in 2007, which had compiled a 16-40 record in the previous five seasons, including a 1-11 mark in 2006. After leading the Cardinal to records of 4-8 and 5-7 in his first two seasons, Harbaugh guided Stanford to an 8-5 overall mark and an appearance in the Sun Bowl in 2009, followed by a historic 12-1 season and an Orange Bowl win, in 2010.

Harbaugh fielded one of the greatest teams in Stanford football history in 2010, as the Cardinal posted a school record of 12 wins on the season, suffering its only setback to the Pac-10 champion Oregon Ducks. The Cardinal proceeded to win its final eight games of the season, which was capitalized by a 40-12 victory over Virginia Tech in the first Bowl Championship Series bowl appearance in school history.

The Cardinal offense set a school record with 524 points on the season, having scored 30-or-more points in all but one game, to finish the season ranked 9th nationally in points scored (40.3) and 14th nationally in total yards per game (472.5). Harbaugh played an instrumental role in developing Luck, who completed 70% of his passes for 3,338 yards and 32 touchdowns. Stanford's ground game also proved productive as the team ranked 17th in the nation in rushing yards per game (213.8).

The team's defensive unit was just as impressive, ranking 10th nationally in scoring defense (17.4). The Cardinal posted three shutouts on the year and finished ranked in the top-25 nationally in five defensive categories.

In 2009, Harbaugh was able to effectively transform the Cardinal into one of the most productive offensive units in the nation, as the team finished the season ranked 19th in total offense (427.6 yards per game), while setting single season records for total yards (5,559) and rushing yards (2,837). The year culminated in a trip to the Sun Bowl, a 31-27 loss to Oklahoma, marking the program's first bowl appearance since the 2001 season.

Harbaugh came to Stanford from the University of San Diego, where he guided the Toreros to an impressive three year overall record of 29-6 (.829), including back-to-back 11-1 seasons that netted a pair of Division I-AA Mid Major national titles in 2005 and 2006.

Prior to joining the University of San Diego, Harbaugh spent two seasons (2002-03) as an offensive assistant with the Oakland Raiders. In his first season, the Raiders posted an 11-5 regular season record, won the AFC Western Division title and advanced to Super Bowl XXXVII.

Harbaugh laid the groundwork for his coaching career while he was still competing as a player in the NFL, serving as an NCAA-certified unpaid assistant coach at Western Kentucky, where he worked with his father and Hilltoppers head coach Jack Harbaugh, from 1994-2001. Jack is a 43-veteran of the coaching ranks who led his Hilltoppers team to a Division I-AA National Championship in 2002.

As a first round draft pick by the Chicago Bears in 1987, Harbaugh played for five teams over 15 seasons, including the Chicago Bears (1987-93), Indianapolis Colts (1994-97), Baltimore Ravens (1998), San Diego Chargers (1999-2000) and Carolina Panthers (2001). He racked up 26,288 passing yards to go along with 129 touchdown passes, while completing 2,305-of-3,918 passes in 177 career games (140 starts). Harbaugh ranks in the NFL's top-50 in two career passing categories - completions (41st) and pass attempts (45th).

Success is no stranger to Harbaugh. A product of nearby Palo Alto High School, he enjoyed a storied career at the University of Michigan, where he played for legendary coach Bo Schembechler and helped lead the Wolverines to two bowl appearances, garnering Big Ten Player of the Year honors.

Jim and his wife, Sarah, have two daughters, Addison and Katherine. Jim also has three children, Jay, James Jr. and Grace. He is the son of Jack and Jackie, the brother of Baltimore Ravens head coach, John Harbaugh, and the brother-in-law of Indiana University Men's Basketball head coach, Tom Crean.



HARBAUGH'S BACKGROUND

| YEARS | COACHING BACKGROUND | HEAD COACH |
|--------------|---|-------------------------------|
| 2011–current | Head Coach, San Francisco 49ers | Jim Harbaugh |
| 2007–10 | Head Coach, Stanford | Jim Harbaugh |
| 2004–06 | Head Coach, University of San Diego | Jim Harbaugh |
| 2002–03 | Offensive Assistant, Oakland Raiders | Bill Callahan |
| 1994–2001 | Volunteer Assistant Coach, Western Kentucky | Jack Harbaugh |
| 2001 | *Quarterback, Carolina Panthers | George Seifert |
| 1999–2000 | *Quarterback, San Diego Chargers | Mike Riley |
| 1998 | *Quarterback, Baltimore Ravens | Ted Marchibroda |
| 1994–97 | *Quarterback, Indianapolis Colts | Ted Marchibroda/Lindy Infante |
| 1987–93 | *Quarterback, Chicago Bears | Mike Ditka/Dave Wannstedt |
| 1983–86 | *Quarterback, Michigan | Bo Schembechler |

* Player



ALL-TIME 49ERS HEAD COACHING RECORDS

REGULAR SEASON

| COACH | SEASONS | YEARS | WINS | LOSSES | TIES | WIN PCT. |
|---------------------|----------|-------------------|-----------|----------|----------|-------------|
| Lawrence Shaw | 9 | 1946-54 | 71 | 39 | 4 | .640 |
| Norman Strader | 1 | 1955 | 4 | 8 | 0 | .333 |
| Frank Albert | 3 | 1956-58 | 19 | 16 | 1 | .542 |
| Howard Hickey* | 5 | 1959-63 | 27 | 27 | 1 | .500 |
| Jack Christiansen* | 5 | 1963-67 | 26 | 38 | 3 | .411 |
| Dick Nolan | 8 | 1968-75 | 54 | 53 | 5 | .504 |
| Monte Clark | 1 | 1976 | 8 | 6 | 0 | .571 |
| Ken Meyer | 1 | 1977 | 5 | 9 | 0 | .357 |
| Pete McCulley# | 1 | 1978 | 1 | 8 | 0 | .111 |
| Fred O'Connor# | 1 | 1978 | 1 | 6 | 0 | .143 |
| Bill Walsh | 10 | 1979-88 | 92 | 59 | 1 | .609 |
| George Seifert | 8 | 1989-96 | 98 | 30 | 1 | .766 |
| Steve Mariucci | 6 | 1997-02 | 57 | 39 | 0 | .594 |
| Dennis Erickson | 2 | 2003-04 | 9 | 23 | 0 | .281 |
| Mike Nolan % | 4 | 2005-08 | 18 | 37 | 0 | .327 |
| Mike Singletary % | 3 | 2008-10 | 18 | 22 | 0 | .450 |
| Jim Tomsula & | 1 | 2010 | 1 | 0 | 0 | 1.000 |
| Jim Harbaugh | 1 | 2011-curr. | 13 | 3 | 0 | .813 |

*Hickey coached the first three games of '63, Christiansen coached the final 11.

#McCulley coached the first nine games of '78, O'Connor coached the final 7.

%Nolan coached the first seven games of '08, Singletary coached the final 9

& Singletary coached the first 15 games of '10, Tomsula coached the final 1

POSTSEASON

| COACH | SEASONS | YEARS | WINS | LOSSES | TIES | WIN PCT. |
|---------------------|----------|-------------------|----------|----------|----------|--------------|
| Lawrence Shaw | 9 | 1946-54 | 1 | 1 | 0 | .500 |
| Frank Albert | 3 | 1956-58 | 0 | 1 | 0 | .000 |
| Dick Nolan | 8 | 1968-75 | 2 | 3 | 0 | .400 |
| Bill Walsh | 10 | 1979-88 | 10 | 4 | 0 | .714 |
| George Seifert | 8 | 1989-96 | 10 | 5 | 0 | .667 |
| Steve Mariucci | 6 | 1997-02 | 3 | 4 | 0 | .429 |
| Jim Harbaugh | 1 | 2011-curr. | 1 | 0 | 0 | 1.000 |

PRESEASON

| COACH | SEASONS | YEARS | WINS | LOSSES | TIES | WIN PCT. |
|---------------------|----------|-------------------|----------|----------|----------|-------------|
| Lawrence Shaw | 9 | 1946-54 | 28 | 9 | 2 | .766 |
| Norman Strader | 1 | 1955 | 5 | 1 | 0 | .833 |
| Frank Albert | 3 | 1956-58 | 11 | 7 | 0 | .611 |
| Howard Hickey | 5 | 1959-63 | 12 | 15 | 0 | .444 |
| Jack Christiansen | 5 | 1963-67 | 5 | 14 | 1 | .263 |
| Dick Nolan | 8 | 1968-75 | 15 | 32 | 1 | .319 |
| Monte Clark | 1 | 1976 | 4 | 2 | 0 | .667 |
| Ken Meyer | 1 | 1977 | 1 | 5 | 0 | .167 |
| Pete McCulley | 1 | 1978 | 1 | 3 | 0 | .250 |
| Bill Walsh | 10 | 1979-88 | 22 | 20 | 1 | .524 |
| George Seifert | 8 | 1989-96 | 25 | 12 | 1 | .676 |
| Steve Mariucci | 6 | 1997-02 | 10 | 14 | 0 | .417 |
| Dennis Erickson | 2 | 2003-04 | 3 | 5 | 0 | .375 |
| Mike Nolan | 4 | 2005-08 | 7 | 9 | 0 | .438 |
| Mike Singletary | 2 | 2009-10 | 7 | 1 | 0 | .875 |
| Jim Harbaugh | 1 | 2011-curr. | 2 | 2 | 0 | .500 |

OPENING DAY GAMES

| COACH | SEASONS | YEARS | WINS | LOSSES | TIES | WIN PCT. |
|---------------------|----------|-------------------|----------|----------|----------|--------------|
| Lawrence Shaw | 9 | 1946-54 | 7 | 2 | 0 | .778 |
| Norman Strader | 1 | 1955 | 0 | 1 | 0 | .000 |
| Frank Albert | 3 | 1956-58 | 1 | 2 | 0 | .333 |
| Howard Hickey | 5 | 1959-63 | 2 | 3 | 0 | .400 |
| Jack Christiansen | 5 | 1963-67 | 2 | 1 | 1 | .667 |
| Dick Nolan | 8 | 1968-75 | 3 | 5 | 0 | .375 |
| Monte Clark | 1 | 1976 | 1 | 0 | 0 | 1.000 |
| Ken Meyer | 1 | 1977 | 0 | 1 | 0 | .000 |
| Pete McCulley | 1 | 1978 | 0 | 1 | 0 | .000 |
| Bill Walsh | 10 | 1979-88 | 4 | 6 | 0 | .400 |
| George Seifert | 8 | 1989-96 | 7 | 1 | 0 | .875 |
| Steve Mariucci | 6 | 1997-02 | 3 | 3 | 0 | .500 |
| Dennis Erickson | 2 | 2003-04 | 1 | 1 | 0 | .500 |
| Mike Nolan | 4 | 2005-08 | 2 | 2 | 0 | .500 |
| Mike Singletary | 1 | 2009-10 | 1 | 1 | 0 | .500 |
| Jim Harbaugh | 1 | 2011-curr. | 1 | 0 | 0 | 1.000 |



BRAD SEELY

ASSISTANT HEAD COACH/SPECIAL TEAMS COORDINATOR

23rd NFL Season | 1st with 49ers

Considered one of the most successful special teams coaches in NFL history, Brad Seely is in his first year with the 49ers after being hired as assistant head coach/special teams coordinator on January 25, 2011.

Seely brings 22 years of NFL special teams coaching experience to the 49ers. Most recently, Seely served as the special teams coordinator for the Cleveland Browns from 2009-10, where he worked with WR/KR Joshua Cribbs, who earned Pro Bowl selections in each of the last two seasons. Seely's special teams unit led the NFL in kickoff coverage, while ranking fifth in the NFL in punt coverage in 2010.

In 2009, Seely was named Special Teams Coach of the Year after leading the Browns to a league best special teams ranking according to the formula comprised by Rick Gosselin of the Dallas Morning News. It marked Seely's fifth top-five finish for his special teams units since 1990.

Prior to joining the Browns, Seely spent 10 seasons as the New England Patriots special teams coach (1999-08), where he was part of three Super Bowl championships. Over the span of his tenure in New England, the Patriots led the NFL in kickoff return average (23.5), were fourth in field goal percentage (83.4%) and ranked eighth in punt return average (9.9). In addition, his units registered 11 returns for touchdowns, including eight on kickoffs, a figure that tied for second in the NFL over that 10-year stretch. Seely also helped produced a total of 3 special teams Pro Bowlers (K Adam Vinatieri - 2004, LB Larry Izzo - 2004 and K Stephen Gostkowski - 2008). He also tutored the AFC's leading kickoff returner on two occasions (WR Bethel Johnson - 2003 and RB Kevin Faulk - 2002) and leading punt returner (WR Troy Brown - 2002).

Seely worked with the Carolina Panthers from 1995-98, where he helped coach an expansion team to an NFC Championship Game appearance in just its second season. In 1996 and 1997, Panthers kickoff returner Michael Bates became the first player in 35 years to lead the league in kick return average in consecutive seasons, earning two consecutive trips to the Pro Bowl for his efforts. In 1996, Seely earned Special Teams Coach of the Year honors. He also had the league's best kicker, as John Kasay set a then NFL single-season record with 37 field goals. In addition to the success of Bates and Kasay, Carolina also boasted one of the league's top coverage units as the Panthers led the NFL in opponents average punt return (5.4 avg.) and ranked fifth in opponents average kickoff return (20.1 avg.).

Seely began his NFL career in 1989 with the Indianapolis Colts, serving as their special teams/tight ends coach for five years (1989-93). During his time with the Colts, he assisted in the development of two Pro Bowl special teamers, P Rohn Stark and WR Clarence Verdin. In 1992, the Colts had the NFL's top specials teams unit based on rankings by the Dallas Morning News. Seely then coached the Jets' special teams for one year (1994), and in that season, New York ranked fifth in the league in kickoff return defense (19.6 avg.) and sixth in punt return defense (6.8 avg.).

Seely's collegiate coaching career began as an assistant coach at South Dakota State in 1978. He then moved on to become a graduate assistant at Colorado State in 1979, before being named the Rams offensive line coach in 1980. Seely then served as the offensive line coach at Southern Methodist (1981), North Carolina State (1982), University of Pacific (1983) and Oklahoma State (1984-88).

A native of Vinton, IA, Seely earned all-conference honors as an offensive guard at South Dakota State University while majoring in economics and physical education. He and his wife, Patti, have three daughters, Sarah, Hannah and Brynn.

SEELY'S BACKGROUND

| YEARS | COACHING BACKGROUND | HEAD COACH |
|--------------|---|--|
| 2011-current | Assistant Head Coach/Special Teams Coordinator, San Francisco 49ers | Jim Harbaugh |
| 2009-10 | Assistant Head Coach/Special Teams Coordinator, Cleveland Browns | Eric Mangini |
| 1999-2008 | Special Teams Coach, New England Patriots | Bill Belichick/Pete Carroll |
| 1995-98 | Special Teams Coach, Carolina Panthers | Dom Capers |
| 1994 | Special Teams Coach, New York Jets | Pete Carroll |
| 1989-93 | Special Teams Coach/Tight Ends, Indianapolis Colts | Ted Marchibroda/Rick Venturi/Ron Meyer |
| 1984-88 | Offensive Line, Oklahoma State | Pat Jones |
| 1983 | Offensive Line, University of Pacific | Bob Cope |
| 1982 | Offensive Line, North Carolina State | Monte Kiffin |
| 1981 | Offensive Line, Southern Methodist | Ron Meyer |
| 1980 | Offensive Line, Colorado State | Sark Arslanian |
| 1979 | Graduate Assistant, Colorado State | Sark Arslanian |
| 1978 | Assistant Coach, South Dakota State | John Gregory |
| 1974-77 | *Offensive Lineman, South Dakota State | John Gregory |

*Player



GREG ROMAN

OFFENSIVE COORDINATOR

14th NFL Season | 1st with 49ers

Greg Roman is in his first year with the 49ers after being named the team's offensive coordinator on January 14, 2011.

In what marks his 14th season coaching in the NFL, Roman has been a member of the coaching staffs for the Carolina Panthers (1995-2001), Houston Texans (2002-03) and Baltimore Ravens (2006-07). He most recently spent the previous two seasons on Jim Harbaugh's coaching staff at Stanford.

Roman joined the Cardinal in 2009 as the running game coordinator, with position responsibilities of tight ends and offensive tackles. In 2010, he kept those responsibilities, but also added the duties of associate coach and assistant head coach of the offense.

During his time at Stanford, the Cardinal posted a 20-6 record, which was the best over a two-year span in the University's history. He mentored two Heisman runner-up candidates in QB Andrew Luck (2010) and RB Toby Gerhart (2009). Over those two seasons, the Cardinal allowed a total of 13 sacks on offense, which marked the fewest over that time span in the nation. Stanford allowed just seven sacks in 2009 and six sacks in 2010, ranking 2nd in the nation both years.

Roman oversaw a Cardinal offense in 2010 that ranked 9th nationally in points scored (40.3 points/game), 14th in total yards per game (472.5), 17th in rushing yards per game (213.8) and 1st in time of possession (34:34). Under his guidance, Stanford offense produced a school-record 524 points. Roman mentored a tight end trio of Coby Fleener, Konrad Reuland and Zach Ertz, who combined for a total of 833 receiving yards on 65 catches with 13 touchdowns.

A year prior, Roman's sophisticated blocking schemes and knowledge of the running game were major factors in the Cardinal amassing a single-season school record of 2,837 yards on the ground in 2009. At season's end, all five members of the offensive line garnered postseason honors, while Stanford's tight ends combined to catch 38 passes for 557 yards and four touchdowns.

Prior to arriving at Stanford, Roman served as the assistant offensive line coach for a Baltimore Ravens team that captured the 2006 AFC North Division title with a regular season mark of 13-3. He helped the Ravens improve to 17th in the NFL in total offense and 2nd in fewest sacks allowed with 17, setting a franchise record. Baltimore also led the NFL in time of possession and set team records for completion percentage (62.6%), third down conversions (96), fourth-down percentage (72.7%) and fewest turnovers (23). The offensive line helped quarterback Steve McNair set a team record for pass completion percentage (63.0%) and most passes without an interception (162). In addition, left tackle Jonathan Ogden was voted to his 10th-straight Pro Bowl.

Prior to joining the staff in Baltimore, Roman enjoyed a four-year coaching stint with the Houston Texans, serving as the team's tight ends (2002-03) and quarterbacks coach (2004-05). As tight ends coach, Roman tutored Billy Miller, who led the Texans with 91 receptions over two seasons. He also guided former 2002 NFL first round draft pick David Carr, who had his best season under Roman in 2004 when he passed for 3,531 yards and an 83.1 quarterback rating.

Roman launched his coaching career with the Carolina Panthers in 1995, the team's inaugural season in the NFL, when he was named the strength and conditioning assistant/defensive quality control coach, while also working with the defensive backs and the linebackers. In 1996, the Panthers set a NFL record for most wins by an expansion team, as Carolina won the NFC West crown and advanced to the NFC Championship game. He then moved to the offensive side of the ball as Carolina's offensive quality control coach for two seasons (1997-98) before assuming the role of offensive assistant for the 1999 and 2000 campaigns. As the team's offensive assistant, he worked with both the run-and-pass game strategy and implementation, helping the Panthers finish 2nd in the NFL in passing offense and 5th in yards per rush. Roman worked as the team's assistant offensive line coach in his final season with the Panthers in 2001.

A three-year letter-winner and two-year starting defensive lineman at John Carroll University from 1990-93, Roman earned All-Ohio Conference honorable mention honors following his senior season. He also helped the Blue Streaks capture a share of the OAC championship.

During his junior year at John Carroll, Roman participated in Project H.O.P.E. (Helping Others Through Physical Education) which aids the developmentally disabled in northeast Ohio.

A native of Ventnor, N.J. and a graduate of Holy Spirit High School, Greg and his wife, Dana, have three children, Connor, Gregory and Emily Grace.



ROMAN'S BACKGROUND

| YEARS | COACHING BACKGROUND | HEAD COACH |
|--------------|--|-------------------|
| 2011–current | Offensive Coordinator, San Francisco 49ers | Jim Harbaugh |
| 2010 | Associate Head Coach/Assistant Head Coach Offense/TE's/Offensive Tackles, Stanford | Jim Harbaugh |
| 2009 | Tight Ends/Offensive Tackles/Running Game Coordinator, Stanford | Jim Harbaugh |
| 2006–07 | Assistant Offensive Line, Baltimore Ravens | Brian Billick |
| 2004–05 | Quarterbacks, Houston Texans | Dom Capers |
| 2002–03 | Tight Ends, Houston Texans | Dom Capers |
| 2001 | Assistant Offensive Line, Carolina Panthers | George Seifert |
| 1999–2000 | Offensive Assistant, Carolina Panthers | George Seifert |
| 1997–98 | Offensive Quality Control, Carolina Panthers | Dom Capers |
| 1996 | Defensive Assistant, Carolina Panthers | Dom Capers |
| 1995 | Defensive Quality Control/Strength & Conditioning Assistant, Carolina Panthers | Dom Capers |
| 1990–93 | *Defensive Lineman, John Carroll University | Tony DeCarlo |

* *Player*



VIC FANGIO

DEFENSIVE COORDINATOR

25th NFL Season | 1st with 49ers

With an extensive coaching background that spans over two decades, Vic Fangio is in his first season as defensive coordinator of the San Francisco 49ers.

Fangio, enters his 25th season coaching in the NFL, which includes 11 years of experience as a defensive coordinator for three NFL teams - Carolina (1995-98), Indianapolis Colts (1999-2001) and Houston Texans (2002-05). As a defensive coordinator, Fangio has directed defensive units that have led the NFL or ranked among the top three teams in seven or more major statistical categories.

Fangio most recently served a one year stint as the defensive coordinator for Stanford in 2010, where he led one of the nation's top defenses. He was unanimously selected as college football's Defensive Coordinator of the Year by three different media entities.

The Cardinal defense made significant strides under Fangio's guidance, improving from a 90th ranked unit nationally in 2009 to a defense that ranked in the top-25 nationally in six major defensive categories in 2010. Stanford finished the year ranked 10th in scoring defense (17.4 points/game), 11th in sacks (36), 16th in passing defensive efficiency (112.79), 19th in rushing defense (120.8 yards/game), 19th in interceptions (18) and 21st in total defense (322.8 yards/game). Within the Pac-10 Conference, the Cardinal improved from 8th to 1st in both scoring defense and sacks, while moving from 9th to 2nd in takeaways and yards allowed. In addition, Stanford posted three Pac-10 shutouts on the year; marking the first time ever the Cardinal had held opponents scoreless in three contests in a single season.

Prior to joining Stanford, Fangio served on the Baltimore Ravens coaching staff from 2006-09 as a special assistant to the head coach and linebackers coach. In his four seasons with Baltimore, the Ravens led the NFL in total defense in 2006, ranked second in 2008 and third in 2009.

Fangio spent the previous four seasons as the defensive coordinator of the Houston Texans (2002-05). His 2002 defense ranked eighth in the AFC overall and fourth in the conference in pass defense. The Texans scored three defensive touchdowns against the Pittsburgh Steelers at Heinz Field in Week 14 en route to a 24-6 victory.

In 2004, the Texans set a team record and ranked fifth in the NFL with 22 interceptions, five of which were returned for touchdowns. Houston did not allow a touchdown for 13 straight quarters from Week 13 to 16, posting the longest stretch by any team in the league that season.

Fangio served as the defensive coordinator of the Indianapolis Colts from 1999-2001. The Colts posted a 13-3 record in Fangio's first season after going just 6-26 the previous two years. Indianapolis won its first division title in 15 years, while the Colts defense improved from last to 15th under his guidance. The 2000 Colt defense tallied 42 sacks and made strides in all other statistical categories.

In 1995, Fangio was named defensive coordinator of the expansion Carolina Panthers under head coach Dom Capers. The Panthers tied for seventh in total defense and ranked sixth in scoring defense, 10th in rushing defense, fifth in takeaways and second in defensive passer rating in its inaugural season.

In 1996, the Panthers won the NFC West title and reached the NFC Championship game in just their second year of existence. The Panther defense allowed just 218 points on the year, ranking second in the NFL. Carolina also yielded just five touchdowns and 56 points after halftime for the entire season, breaking an NFL record set by the 1985 Chicago Bears that still stands today. The Panthers defense also led the NFL in sacks and 3rd down defense. Fangio's defense featured three All-Pro linebackers in Lamar Lathon, Sam Mills and Kevin Greene.

Fangio spent nine seasons as the linebackers coach of the New Orleans Saints, starting in 1986. In his second year, the Saints advanced to the playoffs for the first time in franchise history and came back the following year to finish with a 10-6 record. Fangio coached the vaunted "Dome Patrol," which included All-Pro linebackers Rickey Jackson, Pat Swilling, Sam Mills and Vaughan Johnson. The group was the only linebacking unit from one team voted to the Pro Bowl on the first ballot. That group was later voted the best linebacking unit in NFL history by NFL Network.

After attending East Stroudsburg University, Fangio began his coaching career in 1979 as the linebackers coach at his alma mater, Dunmore (PA) High School, and was later promoted to defensive coordinator in 1980. He spent 1982 as the defensive coordinator at Milford (CT.) Academy before landing his first collegiate coaching position at the University of North Carolina, where he served as a graduate assistant in 1983.

Following a one-year stay in Chapel Hill, Fangio spent the 1984 and 1985 seasons as a defensive assistant with the Philadelphia/Baltimore Stars of the USFL, helping the team to back-to-back league titles.

Fangio was inducted into the Northeast Pennsylvania Hall of Fame in 1993. Vic has one son, Christian, and one daughter, Cassie.



FANGIO'S BACKGROUND

| YEARS | COACHING BACKGROUND | HEAD COACH |
|--------------|---|-----------------------------|
| 2011–current | Defensive Coordinator, San Francisco 49ers | Jim Harbaugh |
| 2010 | Defensive Coordinator, Stanford | Jim Harbaugh |
| 2009 | Special Assistant to Head Coach/Linebackers, Baltimore Ravens | John Harbaugh |
| 2006–08 | Special Assistant to Head Coach, Baltimore Ravens | John Harbaugh/Brian Billick |
| 2002–05 | Defensive Coordinator, Houston Texans | Dom Capers |
| 1999–2001 | Defensive Coordinator, Indianapolis Colts | Jim Mora |
| 1995–98 | Defensive Coordinator, Carolina Panthers | Dom Capers |
| 1986–94 | Linebackers, New Orleans Saints | Jim Mora |
| 1984–85 | Defensive Assistant, Philadelphia/Baltimore Stars | Jim Mora |
| 1983 | Graduate Assistant, North Carolina | Dick Crum |
| 1982 | Defensive Coordinator, Milford Academy | Vince Sinagra |
| 1979–81 | Defensive Coordinator/Linebackers, Dunmore HS | Jack Henzes |



MICHAEL CHRISTIANSON

COORDINATOR OF FOOTBALL TECHNOLOGY/OFFENSIVE QUALITY CONTROL

2nd NFL Season | 1st with 49ers

Michael Christianson is in his first season with the 49ers after being named the team's coordinator of football technology/offensive quality control coach on February 23, 2011.

Christianson brings a variety of both NFL and collegiate coaching experience to the 49ers. Since 2007, he has been a field technician and football product specialist with XOS Digital, a digital technology and media management solutions company that services professional and collegiate athletics. In 2006, Christianson served as 49ers head coach Jim Harbaugh's tight ends coach at the University of San Diego, helping the Toreros to the I-AA mid-major national title.

Prior to San Diego, Christianson was the senior administrative assistant for football at the University of Nebraska, overseeing the daily operations of the football program's technology from 2004-05.

Christianson made his NFL coaching debut as the assistant offensive line and offensive quality control coach for the 2002 Super Bowl Champion Tampa Bay Buccaneers. Before making the jump to the NFL, Christianson spent 10 years in the collegiate coaching ranks, coaching tight ends at Montana State (2000-01) and running backs at both Portland State (1996-99) and Lewis and Clark College (1995). He also tutored the tight ends and offensive line at Western Oregon from 1992-94.

Christianson played football for three years at Western Oregon, where he graduated in 1992. He went on to earn a master's degree in secondary education with an emphasis in administration and computer applications from Western Oregon in 1995.

Christianson and his wife, Tracy, have two sons, Taylor and Cameron.

CHRISTIANSON'S BACKGROUND

| YEARS | COACHING BACKGROUND | HEAD COACH |
|--------------|---|-------------------------|
| 2011–current | Coordinator of Football Technology/Offensive Quality Control, San Francisco 49ers | Jim Harbaugh |
| 2006 | Tight Ends, University of San Diego | Jim Harbaugh |
| 2004–05 | Senior Administrative Assistant, Nebraska | Bill Callahan |
| 2002 | Assistant Offensive Line/Offensive Quality Control, Tampa Bay Buccaneers | Jon Gruden |
| 2000–01 | Tight Ends, Montana State | Mike Kramer |
| 1996–99 | Running Backs, Portland State | Tim Walsh |
| 1995 | Running Backs, Lewis and Clark | Chuck Stolberg |
| 1992–94 | Tight Ends/Offensive Line, Western Oregon | Randy Wegner |
| 1989–91 | *Tight End/Offensive Tackle, Western Oregon | Bill McArthur/John Vogt |
| 1987–88 | *Tight End, Portland State | Pokey Allen |

*Player



GEEP CHRYST

QUARTERBACKS

19th NFL Season | 1st with 49ers

Geep Chryst is in his first season with the 49ers after being named the team's quarterbacks coach on January 19, 2011.

With over 20 years of coaching experience, including 18 years in the NFL, Chryst most recently served as the tight ends/offensive quality control coach for the Carolina Panthers (2006-10). In 2009, Chryst was part of an offensive coaching staff that helped the Panthers become the first team in the history of the NFL to garner two running backs with more than 1,100 yards rushing in the same season. His tight end unit also posted the most productive receiving season for Panthers tight ends in a decade that year.

Before joining Carolina in 2006, Chryst served as the Arizona Cardinals quarterbacks coach (2001-03) and San Diego Chargers offensive coordinator/quarterbacks coach (1999-2000). Chryst implemented the no-huddle offense in San Diego in 1999, which led to Harbaugh enjoying the second-highest passing output (2,761 passing yards) of his 15-year career. The Chargers also completed the most passes (332) in 13 years with Chryst directing the offense and Harbaugh became the first quarterback in team history since Hall of Famer Dan Fouts to pass for 400 yards in a game, that year.

Chryst spent three seasons with the Cardinals, serving as the team's tight ends coach from 1996-97 before becoming the quarterbacks coach in 1998. He began his NFL coaching career with the Chicago Bears in 1991 as the director of research/quality control, a position he held until 1995. In the spring of 1992, Chryst, after being out of uniform for eight years, took a 15-day hiatus from the Bears to long snap in three playoff games for the short-handed Orlando Thunder of the World League. Interestingly, he had made his professional coaching debut with the Thunder in 1991, serving as the wide receivers/running backs coach.

Chryst began his coaching career at University of Wisconsin-Platteville in 1987 before moving over to the University of Wisconsin-Madison in 1988. Chryst then spent two years at the University of Wyoming, serving as the offensive line coach in 1989 and the quarterbacks coach in 1990.

A three-year starter at linebacker for Princeton University, Chryst also played baseball for two seasons for the Tigers. He earned a bachelor's degree in history from Princeton as well as a master's degree in educational administration from the University of Wisconsin.

CHRYST'S BACKGROUND

| YEARS | COACHING BACKGROUND | HEAD COACH |
|--------------|--|---------------------------|
| 2011–current | Quarterbacks, San Francisco 49ers | Jim Harbaugh |
| 2006–10 | Tight Ends/Offensive Quality Control, Carolina Panthers | John Fox |
| 2001–03 | Quarterbacks, Arizona Cardinals | Dave McGinnis |
| 1999–2000 | Offensive Coordinator/Quarterbacks, San Diego Chargers | Mike Riley |
| 1998 | Quarterbacks, Arizona Cardinals | Vince Tobin |
| 1996–97 | Tight Ends, Arizona Cardinals | Vince Tobin |
| 1991–95 | Director of Research/Quality Control, Chicago Bears | Dave Wannstedt/Mike Ditka |
| 1992 | *Tight End/Longsnapper, Orlando Thunder (World League) | Galen Hall |
| 1991 | Wide Receivers/Running Backs, Orlando Thunder (World League) | Don Matthews |
| 1990 | Quarterbacks, University of Wyoming | Paul Roach |
| 1989 | Offensive Line, University of Wyoming | Paul Roach |
| 1988 | University of Wisconsin | Don Morton |
| 1987 | University of Wisconsin–Platteville | |
| 1981–84 | *Linebacker, Princeton University | Frank Navarro |

*Player



REGGIE DAVIS

TIGHT ENDS

1st NFL Season | 1st with 49ers

A former NFL tight end, Reggie Davis is in his first season as tight ends coach for the 49ers after being hired on February 4, 2011.

Davis previously played alongside, and coached under, 49ers head coach Jim Harbaugh, while with the San Diego Chargers and at the University of San Diego, respectively.

Davis spent the previous three years as the running backs coach at Oregon State University. Under his tutelage, RB Jacquizz Rodgers became the first freshman in the history of the Pac-10 Conference to earn its Offensive MVP award in 2008, after rushing for 1,253 yards and earning All-America honors for his efforts.

Prior to joining the Beavers in 2008, Davis was the running backs coach at the University of Nevada-Las Vegas from 2005-07. In 2004, he served on Harbaugh's San Diego coaching staff, tutoring the tight ends and assisting with special teams. From 2000-04, he worked as a speed and strength coach for Play Fast Athletics in San Diego.

A University of Washington standout, Davis went on to play two seasons alongside Harbaugh as a Charger (1999-2000), appearing in 26 games (three starts).

A native of Long Beach, CA, Davis holds a degree in sociology. He and his wife Jennifer have five children, a daughter, Kayla, and two sets of twins, DeSean and Jalen, and Jordan and Tyson.

DAVIS' BACKGROUND

| YEARS | COACHING BACKGROUND | HEAD COACH |
|--------------|--|-------------------|
| 2011–current | Tight Ends, San Francisco 49ers | Jim Harbaugh |
| 2008–10 | Running Backs, Oregon State | Mike Riley |
| 2005–07 | Running Backs, UNLV | Mike Sanford |
| 2004 | Tight Ends, San Diego State | Jim Harbaugh |
| 1999–2000 | *Tight End, San Diego Chargers | Mike Riley |
| 1994–98 | *Tight End/Linebackers, University of Washington | Jim Lambright |

**Player*



ED DONATELL

SECONDARY

21st NFL Season | 1st with 49ers

Ed Donatell is in his first season with the 49ers after being hired as the team's secondary coach on January 19, 2011.

With over three decades of coaching experience, including 20 years in the NFL, Donatell has worked with several of the most highly regarded defensive backs in pro football history, including Ronnie Lott, Steve Atwater, LeRoy Butler, Darren Sharper, Ty Law, Lawyer Milloy, Champ Bailey and Brian Dawkins.

Donatell most recently served as the secondary coach with the Denver Broncos from 2009-10. Over the course of two seasons with the Broncos, the team ranked seventh in the NFL in opponent completion percentage (58.8) and ninth in passing yards per game (223.7).

Prior to working as the defensive coordinator for the University of Washington in 2008 and a special assistant for the New York Jets in 2007, Donatell served as the defensive coordinator for the Atlanta Falcons from 2004-06.

In his first season with Atlanta in 2004, the Falcons advanced to the NFC Championship Game and led the NFL in sacks (48) for the first time in club history. During his final year as the Falcons defensive coordinator in 2006, the club led the NFL in third-down percentage (30.2), while ranking sixth in the league in yards per carry allowed (3.8).

Donatell spent four seasons as Green Bay's defensive coordinator (2000-03), helping the Packers lead the NFL with 116 takeaways from 2001 to 2003. Green Bay advanced to the playoffs during each of those three seasons, including the 2001 and 2002 campaigns when they won the NFC North title. In 2002, Donatell's defense set a Green Bay record with 52 sacks and led the NFL with 45 takeaways. That year, Sharper earned his second Pro Bowl selection under Donatell after tying for the NFC lead among safeties with seven interceptions.

In Donatell's first stint with the Broncos (1995-99) he served as the team's secondary coach and won back-to-back Super Bowls in 1998 and 1999. The Broncos ranked seventh in the league in both passing yards per game (199.6) and passing yards per attempt allowed (6.5), en route to earning three playoff berths under Donatell. The Broncos also ranked in the top 10 against the pass in four of Donatell's five seasons as defensive backs coach.

Donatell made his NFL coaching debut as the secondary coach with the New York Jets from 1990-94, where he worked with Lott in the final two seasons of his career.

Prior to making the jump to the NFL, Donatell spent 11 seasons in the collegiate ranks. He served as the defensive backs coach at Cal State Fullerton (1989), the University of Idaho (1986-88) and the University of Pacific (1983-85). He also was a graduate assistant at the University of Washington (1981-82) and Kent State (1979-80).

An all-conference defensive back, team captain and four-year letter-winner at Glenville State (WV) University, Donatell received a bachelor's degree in physical education in 1979. He went on to earn a master's degree in administration from Kent State in 1981. A native of Stow, OH, Donatell is married to his wife Shari, and the couple has three children, Brenna, Thomas and Steven.

DONATELL'S BACKGROUND

| YEARS | COACHING BACKGROUND | HEAD COACH |
|--------------|---|---------------------------------|
| 2011-current | Secondary, San Francisco 49ers | Jim Harbaugh |
| 2009-10 | Secondary, Denver Broncos | Eric Studesville/Josh McDaniels |
| 2008 | Defensive Coordinator, University of Washington | Tyrone Willingham |
| 2007 | Special Assistant, New York Jets | Eric Mangini |
| 2004-06 | Defensive Coordinator, Atlanta Falcons | Jim Mora |
| 2000-03 | Defensive Coordinator, Green Bay Packers | Mike Sherman |
| 1995-99 | Defensive Backs, Denver Broncos | Mike Shanahan |
| 1990-94 | Defensive Backs, New York Jets | Pete Carroll/Bruce Coslet |
| 1989 | Defensive Backs, Cal State Fullerton | Gene Murphy |
| 1986-88 | Defensive Backs, University of Idaho | Keith Gilbertson |
| 1983-85 | Defensive Backs, University of Pacific | Bob Cope |
| 1981-82 | Graduate Assistant, University of Washington | Don James |
| 1979-80 | Graduate Assistant, Kent State | Ron Blackledge |



TIM DREVNO

OFFENSIVE LINE

1st NFL Season | 1st with 49ers

With an extensive collegiate coaching background that spans two decades, Tim Drevno is in his first NFL season as the 49ers offensive line coach. In his role, he works alongside fellow offensive line coach, Mike Solari.

Prior to joining the 49ers, Drevno served as a member of Jim Harbaugh's coaching staff at Stanford from 2007-10. Over the course of his final two seasons with the Cardinal, Drevno coached a Stanford offensive line that allowed just 13 sacks during that span, ranking 2nd in the nation in both 2009 (7) and 2010 (6). In addition, the Cardinal offensive line led the way for a ground game that set a school record with 2,837 rushing yards (11th nationally - 218.2 yards/game) in 2009, followed by 2,779 yards in 2010.

Drevno mentored center Chase Beeler, who earned first-team All-American AFCA, AP and Sporting News, and second-team Walter Camp All-America in 2010. A year prior, all five members of the offensive line garnered postseason honors following the 2009 season. Prior to taking over the Cardinal offensive line in 2009, Drevno served as tight ends coach from 2007-08.

Prior to his arrival at Stanford, Drevno was the offensive coordinator and offensive line coach at the University of San Diego (2003-06). The Toreros won back-to-back NCAA Division I-AA Mid-Major national titles and Pioneer League championships in 2005 and 2006. Under his direction as offensive coordinator, the Toreros led the nation in total offense twice, finished 3rd once and 9th on the other occasion.

The 2006 San Diego squad that finished 11-1 overall led all NCAA Division I-AA teams in passing offense (293.3 yards/game), total offense (494.25 yards/game) and scoring offense (42.83 points/game). Quarterback Josh Johnson was one of four offensive All-Americans on the team and led all NCAA Division I-AA quarterbacks in passing yards (3,320), passing efficiency (169.0), touchdown passes (34), and total offense (336.7 ypg). He also posted 721 yards and 11 touchdowns rushing and one touchdown receiving. Johnson went on to be selected by the Tampa Bay Buccaneers in the fifth round of the NFL draft in 2008.

San Diego set numerous offensive school records in 2005, including points per game (42.6) and total offense (485.2 yards/game). In 2004, the Torero offense averaged 432.4 yards of total offense per game to rank 9th in the nation. The Toreros were also 11th in scoring offense (36.1 points/game) and 12th in passing offense (275.4 yards/game). Drevno directed USD's West Coast offense to 483.3 yards per game to lead the nation and a Pioneer Football League best 39.9 points per game in 2003, when the squad finished 8-2 and was co-champs of the Pioneer Football League's North Division.

Drevno was the offensive line coach at Idaho for three seasons (2000-02) prior to joining the USD staff. The Vandal offense ranked 6th in the nation in 2001 and 8th in 2000. He coached three NFL players while at Idaho, including Jake Scott, Rick Demulling and Patrick Venzke.

Prior to his tenure at Idaho, Drevno's previous coaching stops included San Jose State (offensive line - 1999), UNLV (running backs - 1998) and Montana State (tight ends - 1993-95; running backs 1996-97).

Drevno began his collegiate playing career at El Camino College, where he helped lead his club to a national title in 1987 and earned All-Mission League honors the following season. He then went on to start on the Cal State Fullerton offensive line for two seasons. Drevno was an all-league player at South Torrance High School.

Drevno earned his bachelor's degree in criminal justice from Cal State-Fullerton in 1992. Tim and his wife Shannon are the parents of three children, McKenna, Zachary and Baylee.

DREVNO'S BACKGROUND

| YEARS | COACHING BACKGROUND | HEAD COACH |
|--------------|---|-------------------------|
| 2011-current | Offensive Line, San Francisco 49ers | Jim Harbaugh |
| 2009-10 | Offensive Line, Stanford | Jim Harbaugh |
| 2007-08 | Tight Ends, Stanford | Jim Harbaugh |
| 2003-06 | Offensive Coordinator/Offensive Line, University of San Diego | Jim Harbaugh |
| 2000-02 | Offensive Line, Idaho | Kevin McGarry/Tom Cable |
| 1999 | Offensive Line, San Jose State | Dave Baldwin |
| 1998 | Running Backs, UNLV | Jeff Horton |
| 1996-97 | Running Backs, Montana State | Cliff Hysell |
| 1993-95 | Tight Ends, Montana State | Cliff Hysell |
| 1991-92 | Graduate Student, Cal State Fullerton | Gene Murphy |
| 1989-91 | *Offensive Lineman, Cal State Fullerton | Gene Murphy |
| 1987-88 | *Offensive Lineman, El Camino College | John Featherstone |

*Player



BOBBY ENGRAM

OFFENSIVE ASSISTANT

1st NFL Season | 1st with 49ers

After a 14-year NFL playing career, Bobby Engram is in his first season as offensive assistant for the 49ers after being hired on January 28, 2011

Engram played wide receiver for the Chicago Bears, Seattle Seahawks and Kansas City Chiefs from 1996-2009. During his stint with the Seahawks, Engram spent eight seasons learning the nuances of the West Coast offense from head coach Mike Holmgren, offensive coordinator Gil Haskell and wide receivers coach Nolan Cromwell. He was extremely productive in Holmgren's system, hauling in 399 receptions for 4,859 yards and 18 touchdowns during that span.

Engram played in 176 career regular season games (113 starts), registering 650 receptions for 7,751 yards and 35 touchdowns. He also played in nine NFL postseason contests, which included an appearance in Super Bowl XL, where he caught six passes for 70 yards in the Seahawks match up against the Steelers. Engram enjoyed his most productive pro season in 2007, when he recorded 94 receptions for 1,147 yards and six touchdowns. He was the Seahawks recipient of the Ed Block Courage Award in 2005.

The Camden, SC, native starred collegiately at Penn State University, where he was a three-time AP All-American (1993-95), three-time All-Big 10 selection (1993-1995) and the first recipient of the Biletnikoff Award in 1994. Engram currently ranks as the Nittany Lions all-time leader in receiving yards (3,026), receiving touchdowns (31) and 100-yard receiving games (16), while ranking second in receptions (167) behind Deon Butler (179). He is the only Penn State player to record over 1,000 receiving yards in a season, having done it twice (1994, '95). Engram also racked up 786 career punt return yards, ranking him second in school history.

Although Engram enters just his first year of coaching, he has studied under a number of seasoned coaches throughout his college and professional careers - Kenny Jackson (1993-95, PSU), Ivan Fears (1996-98, Chi.), Mike Borich (1999-2000, Chi.), Nolan Cromwell (2001-07, Sea.) and Keith Gilbertson (2008, Sea.).

Engram established the "Bobby Engram Foundation" to aid in the research of sickle cell anemia after his daughter, Bobbi, told him she wanted to talk about her disease so she could help families. Engram also serves as a spokesperson for the United Way.

Engram is married to his wife, Deanna, and the couple has two daughters, Bobbi and Phoebe, and two sons, Dean and Trey.

ENGRAM'S BACKGROUND

| YEARS | COACHING BACKGROUND | HEAD COACH |
|--------------|--|-----------------------------|
| 2011-current | Offensive Assistant, San Francisco 49ers | Jim Harbaugh |
| 2009 | *Wide Receiver, Kansas City Chiefs | Todd Haley |
| 2001-08 | *Wide Receiver, Seattle Seahawks | Mike Holmgren |
| 1996-2000 | *Wide Receiver, Chicago Bears | Dick Jauron, Dave Wannstedt |
| 1992-95 | *Wide Receiver, Penn State | Joe Paterno |

*Player



EJIRO EVERO

QUALITY CONTROL

4th NFL Season | 1st with 49ers

Ejiro Evero (eeh-JEE-row EV-uh-row) is in his first season with the 49ers after being named quality control coach on January 21, 2011.

Evero joined San Francisco after spending the 2010 season at the University of Redlands as the special teams coordinator and safeties coach.

Prior to his stint with the Bulldogs, he spent three seasons with the Tampa Bay Buccaneers (2007-09) as the defensive quality control coach. In his first year with the Bucs, Evero was part of a defensive unit that ranked second in the NFL in total defense (278.4 ypg) and first in pass defense (170.5 ypg). The following year in 2008, he helped the defense finish in the top 10 in total defense for a second consecutive season, ranking ninth in the NFL by allowing only 306.1 yards per game.

Before joining Tampa Bay, Evero spent two seasons (2005-06) as an assistant coach at the University of California-Davis where he helped the Aggies to the Great West Conference Championship in 2005. In 2004, he was a football intern at UC-Davis, while also serving as an assistant coach for the Davis High School junior varsity squad.

Evero was a four-year letterman at UC-Davis, starting at safety for three seasons. A two-time captain for the Aggies, he was twice named a Division II All-American (2002-03). Following his college career in 2004, he signed with the Oakland Raiders as an undrafted free agent.

Ejero completed his Master of Business Administration from National University in 2006.

EVERO'S BACKGROUND

| YEARS | COACHING BACKGROUND | HEAD COACH |
|--------------|--|---------------------------|
| 2011–current | Quality Control, San Francisco 49ers | Jim Harbaugh |
| 2010 | Special Teams Coordinator/Safeties, University of Redlands | Mike Maynard |
| 2007–09 | Defensive Quality Control, Tampa Bay Buccaneers | Raheem Morris/John Gruden |
| 2005–06 | Assistant Coach, University of California–Davis | Bob Biggs |
| 2000–03 | *Safety, University of California–Davis | Bob Biggs |

**Player*



PETER HANSEN

DEFENSIVE ASSISTANT/QUALITY CONTROL
1st NFL Season | 1st with 49ers

Peter Hansen is in his first season as defensive assistant/quality control coach for the 49ers after being hired on February 4, 2011.

Hansen spent the previous two years as a defensive assistant on the Stanford Cardinal coaching staff, working closely with 49ers defensive coordinator Vic Fangio in film breakdown, scouting reports and practice preparation. He had previously served as a strength and conditioning intern for the Cardinal, in 2008.

As an assistant coach at Palo Alto High School for four seasons (2004-07), Hansen worked primarily with the Vikings tight ends and defensive ends. He also served as the team's defensive coordinator during the 2006 and 2007 campaigns.

A two-sport athlete at the University of Arizona, Hansen majored in economics and played both football and basketball. He blocked seven field goals and point after attempts during his career, and earned second team all-conference honors as a special teams performer, in 2000. Hansen was a member of the Wildcats basketball team during the 1999-2000 and 2001-02 seasons.

Hansen played professional football for the Cannes Iron Mask in Cannes, France, in 2003, and later played professional basketball for Club Falcon in Copenhagen, Denmark, during the 2003-04 season.

A Palo Alto native, Hansen attended Palo Alto High School where he played for his father, Earl, the long-time football coach at the school.

HANSEN'S BACKGROUND

| YEARS | COACHING BACKGROUND | HEAD COACH |
|--------------|--|--------------------------|
| 2011–current | Defensive Assistant/Quality Control, San Francisco 49ers | Jim Harbaugh |
| 2009–10 | Defensive Assistant, Stanford | Jim Harbaugh |
| 2008 | Strength and Conditioning Intern, Stanford | Jim Harbaugh |
| 2006–07 | Defensive Coordinator, Palo Alto High School | Earl Hansen |
| 2004–05 | Assistant Coach, Palo Alto High School | Earl Hansen |
| 2003 | *Tight End/Defensive End, Cannes Iron Mask (France) | Enver Ramovic |
| 1997–2001 | *Tight End/Quarterback, University of Arizona | Dick Tomey/John Mackovic |

*Player



GREG JACKSON

ASSISTANT SECONDARY

1st NFL Season | 1st with 49ers

Greg Jackson is in his first season as secondary coach for the 49ers after being hired on February 17, 2011.

Jackson joins San Francisco after having spent the last eight years coaching in the collegiate ranks. In 2010, he was the nickel back/assistant linebackers coach for a University of Wisconsin team that finished the year ranked seventh in the nation with an 11-2 record.

Prior to joining the Badgers, Jackson coached at Tulane University, serving as the linebackers/kickoff team coach (2009), the safeties/kickoff team coach (2008) and the defensive backs coach (2007). Jackson spent three seasons as the defensive backs coach at Louisiana-Monroe (2004-06), where he coached All-Sun Belt Conference defensive back Chris Harris, who led the country with seven interceptions, in 2004. He also spent one year as the defensive backs coach for the University of Idaho (2003).

Jackson enjoyed a 12-year career as a NFL safety. He originally entered the league as a third-round draft choice of the New York Giants in 1989, with whom he played until 1993. Jackson then went on to play for the Philadelphia Eagles (1994-95), New Orleans Saints (1996) and San Diego Chargers (1997-2000). He was a teammate of 49ers head coach Jim Harbaugh during his final two years with the Chargers. In his career, Jackson played in 168 games (129 starts) and registered 32 interceptions.

Jackson enjoyed a productive collegiate career at LSU from 1985-88, helping the Tigers to a combined 36-10-2 record over that span. LSU won the Southeastern Conference championships in 1986 and 1988, and played in bowl game every year.

Jackson, a safety, was a first-team All-American in 1988, leading the nation with seven interceptions. His 219 interception return yards is the second-highest single-season total in SEC history.

A native of Miami, FL, Jackson earned a bachelor's degree in communications broadcasting from Fairleigh Dickinson University, in 2004.

Jackson and his wife, Dina, have two children, Greg Jr. and Jayden, while his oldest son, Jamal, is a football student-athlete at Appalachian State University.

JACKSON'S BACKGROUND

| YEARS | COACHING BACKGROUND | HEAD COACH |
|--------------|--|--------------------------------------|
| 2011–current | Secondary, San Francisco 49ers | Jim Harbaugh |
| 2010 | Nickel Back/Assistant Linebackers, Wisconsin | Bret Bielema |
| 2009 | Linebackers/Kickoff Team, Tulane | Bob Toledo |
| 2008 | Safeties/Kickoff Team, Tulane | Bob Toledo |
| 2007 | Defensive Backs, Tulane | Bob Toledo |
| 2004–06 | Defensive Backs, Louisiana–Monroe | Charlie Weatherbie |
| 2003 | Defensive Backs, Idaho | Tom Cable |
| 1997–2000 | *Safety, San Diego Chargers | Mike Riley/Kevin Gilbride/June Jones |
| 1996 | *Safety, New Orleans Saints | Rick Venturi |
| 1994–95 | *Safety, Philadelphia Eagles | Ray Rhodes/Rich Kotite |
| 1989–93 | *Safety, New York Giants | Dan Reeves/Ray Handley/Bill Parcells |
| 1985–88 | *Safety, LSU | Mike Archer/Bill Arnsparger |

*Player



JIM LEAVITT

LINEBACKERS

1st NFL Season | 1st with 49ers

With over 30 years of coaching experience in the collegiate ranks, Jim Leavitt is in his first season as the linebackers coach for the 49ers after being hired on January 19, 2011.

Prior to joining San Francisco, Leavitt was the head coach at the University of South Florida, a position he held since the program's inception in 1995. In 13 seasons, he led the Bulls to a 95-57 record.

The program began play in 1997 at the division I-AA level and immediate success propelled the Bulls to a national ranking for 24 consecutive weeks. In 2001, South Florida became a Division I-A independent before moving to Conference USA, in 2003. Leavitt's continued success helped South Florida move into the Big East prior to the 2005 season. That year, Leavitt led the Bulls to their first ever Bowl appearance.

Since becoming a member of the Big East Conference in 2005, Leavitt led the Bulls to a 40-24 record, including five consecutive Bowl appearances, posting a 3-2 record in those games. South Florida's ascension into the top 25 from entry into I-A/FCS was the fastest in NCAA history, surpassing Boise State's rise by a mere seven weeks. The Bulls achieved another record on September 30, 2007, when they became the fastest program of the modern era to reach the top 10, landing at No. 6 in the AP Poll and No. 9 in the Coaches' Poll. On October 14, 2007, South Florida received its first ever BCS ranking as the No. 2 team in the nation behind only the Ohio State Buckeyes. That week, the team was also ranked No. 2 in the AP Poll and No. 3 in both the Coaches' and the Harris Interactive Poll.

Prior to becoming the head coach at South Florida, Leavitt worked under legendary coach Bill Snyder at Kansas State from 1990-95. Leavitt served as the linebackers coach for two seasons before becoming the defensive coordinator. He was instrumental in building a Wildcat defense that improved from 93rd in the nation in 1993 to the number one ranked unit in 1995.

His coaching career began as a graduate assistant at the University of Missouri (1978-79). Leavitt followed that by serving as the defensive coordinator at the University of Dubuque (IA) from 1980-81. He then spent five seasons at Morning Side College (IA), working as the special teams coordinator for one year before being named the defensive coordinator in 1983.

In 1988, Leavitt turned his attention towards obtaining his Ph.D in psychology from the University of Iowa, an endeavor he had been pursuing sporadically since 1982. By 1989, Leavitt simply needed to complete his dissertation when Iowa head coach Hayden Fry offered him a graduate position. With the coaching bug in his blood, Leavitt jumped at the opportunity and was able to fast track his coaching career in I-A football. Following the '89 season, Leavitt was named to Bill Snyder's staff at Kansas State.

A native of Harlingen, TX, Leavitt is married to his wife, Jody, and the couple has a daughter, Sofia. Leavitt also has another daughter, Deandra.

LEAVITT'S BACKGROUND

| YEARS | COACHING BACKGROUND | HEAD COACH |
|--------------|---|----------------|
| 2011–current | Linebackers, San Francisco 49ers | Jim Harbaugh |
| 1995–2009 | Head Coach, University of South Florida | Jim Leavitt |
| 1992–95 | Defensive Coordinator, Kansas State University | Bill Snyder |
| 1990–91 | Linebackers, Kansas State University | Bill Snyder |
| 1989 | Graduate Assistant, University of Iowa | Hayden Fry |
| 1988 | Academic Internship, University of Iowa | Hayden Fry |
| 1983–87 | Defensive Coordinator, Morning Side College | Erv Mondt |
| 1982 | Special Teams Coordinator, Morning Side College | Tim McGuire |
| 1980–81 | Defensive Coordinator, University of Dubuque | Don Birmingham |
| 1978–79 | Graduate Assistant, University of Missouri | Warren Powers |



JOHN MORTON

WIDE RECEIVERS

9th NFL Season | 1st with 49ers

John Morton is in his first year with the 49ers after being named the team's wide receivers coach on January 20, 2011.

Morton spent the previous four years at the University of Southern California as the school's wide receivers coach. He also held the position of the Trojans passing game coordinator in 2007-08 and 2010, while serving as the school's offensive coordinator in 2009. Under Morton's tutelage, WR Damian Williams earned All-Pac-10 first team honors and, along with WR Patrick Turner, was a third round draft pick in the 2009 NFL Draft.

Prior to joining USC, Morton served at the passing game coordinator/offensive assistant with the New Orleans Saints in 2006, helping the Saints earn a berth in the NFC Championship game that season.

Morton worked under Jim Harbaugh at the University of San Diego as the passing game/wide receivers coach in 2005. That year, QB Josh Johnson set school records in completions (260), completion percentage (70.1) and passing yards (3,256), while WR Adam Hanula set a school record in 73 receptions.

From 1997-2004, Morton worked for the Oakland Raiders in several capacities and served alongside Harbaugh for two years (2002-03). He began in the Raiders personnel department and then worked as an offensive assistant, coaching the wide receivers for two years (1998-99). Morton then became the offensive quality control coach in 2000 and again worked with the wide receivers until 2001. He was then elevated to senior offensive assistant/wide receivers coach in 2002, where he coached Jerry Rice, who earned Pro Bowl honors, and Tim Brown on a team that earned a trip to the Super Bowl. Morton was later named the team's tight ends coach in 2004.

Morton originally signed with Oakland as an undrafted rookie wide receiver in 1993, and spent part of the next two seasons (1993-94) on the Raiders practice squad. He also spent time with Green Bay in 1993 and was in training camp with the Jacksonville Jaguars in 1995. Morton returned to training camp with the Raiders again in 1996. He played for the CFL's Toronto Argonauts in 1995 and 1996, and later with the World League's Frankfurt Galaxy in the spring of 1997.

Morton played at Western Michigan for two seasons (1991-92), where he finished 10th on the school's all-time receiving list (78 receptions) and eighth in receiving yards (1,278), earning All-Mid-American Conference honors as a senior, in 1992. He later received a bachelor's degree in general studies from Western Michigan in 1997. Morton came to Western Michigan after two years (1989-90) at Grand Rapids (MI) Community College, where he received his associate's degree in 1990.

Morton and his wife, Shannon, have two daughters, Tierney Rose and Sage Marie.

MORTON'S BACKGROUND

| YEARS | COACHING BACKGROUND | HEAD COACH |
|--------------|--|------------------------------|
| 2011-current | Wide Receivers, San Francisco 49ers | Jim Harbaugh |
| 2010 | Passing Game Coordinator/WR, University of Southern California | Lane Kiffin |
| 2009 | Offensive Coordinator/Wide Receivers, University of Southern California | Pete Carroll |
| 2007-08 | Passing Game Coordinator/Wide Receivers, University of Southern California | Pete Carroll |
| 2006 | Passing Game Coordinator/Offensive Assistant, New Orleans Saints | Sean Payton |
| 2005 | Passing Game/Wide Receivers, University of San Diego | Jim Harbaugh |
| 2004 | Tight Ends, Oakland Raiders | Norv Turner |
| 2002-03 | Senior Offensive Assistant/Wide Receivers, Oakland Raiders | Bill Callahan |
| 2000-01 | Offensive Quality Control/Wide Receivers, Oakland Raiders | John Gruden |
| 1998-99 | Offensive Assistant/Wide Receivers, Oakland Raiders | John Gruden |
| 1997 | Personnel Department, Oakland Raiders | Joe Bugel |
| 1997 | *Wide Receiver, Frankfurt Galaxy | Ernie Stautner |
| 1995-96 | *Wide Receiver, Toronto Argonauts | Don Matthews/Bob O'Billovich |
| 1993-94 | *Wide Receiver (Practice Squad), Oakland Raiders/Green Bay Packers | Art Shell/Mike Holmgren |
| 1991-92 | *Wide Receiver, Western Michigan | Al Molde |
| 1989-90 | *Wide Receiver, Grand Rapids Community College | Fred Julian |

*Player



TOM RATHMAN

RUNNING BACKS

14th NFL Season | 9th with 49ers

Tom Rathman rejoined the 49ers as the team's running backs coach in 2009 after serving the previous two seasons in the same capacity with the Oakland Raiders. It marks Rathman's second coaching stint in San Francisco, having also coached the running backs for the team from 1997 to 2002.

Under Rathman's tutelage, RB Frank Gore has solidified his reputation as one of the premier backs in the league. Gore was having one of the best seasons of his career in 2010 before being placed on Injured Reserve with a hip injury. Despite playing in only 11 games, he earned Pro Bowl recognition as an alternate at season's end. At the time of his injury, Gore ranked fifth in the NFC in rushing yards (853) and second in yards from scrimmage (1,305).

A year prior, Gore became the first player in 49ers history to rush for more than 1,000 yards in four seasons (2006-09), as the fifth year veteran posted 1,120 rushing yards and a career-high 10 rushing touchdowns on the season, despite missing two games due to injury. For his efforts, Gore was named an alternate for the 2010 Pro Bowl, and eventually played in the honorary game. He also was twice named NFC Offensive Player of the Week (2 & 14).

While with the Raiders, Rathman oversaw a rushing attack that ranked 10th (124.2 ypg) in the NFL in 2008 after ranking 6th (130.4 ypg) a year prior. Rathman played an instrumental role in developing RB Justin Fargas, who rushed for 1,009 yards in 2007 and 853 yards in 2008.

Prior to joining the Raiders, Rathman served as the running backs coach for the Detroit Lions from 2003 to 2005. In 2004, Rathman tutored RB Kevin Jones, who rushed for 1,133 yards, including an NFL-leading 825 yards on 153 attempts (5.4 avg.) over the final seven games of the season. Jones' performance in his first NFL season was tops among rookies in the NFL that year and the best rookie season by a Lions running back since RB Barry Sanders in 1989.

During Rathman's first coaching stint with the 49ers, San Francisco's rushing attack finished in the top 10 among NFL teams in five of the six seasons under his guidance, including top-ranked seasons in 1998 (159.0 ypg) and 1999 (130.9 ypg), to go along with a 2nd ranked unit in 2001 (140.3).

In 2001, Rathman was instrumental in guiding RB Garrison Hearst, the two-time NFL Comeback Player of the Year, to his second career Pro Bowl selection. He coached RB Charlie Garner to his second consecutive 1,000-yard season and his first career Pro Bowl selection in 2000 after gaining 1,142 yards on 258 carries and a career-high seven touchdowns. Garner also eclipsed his career-highs with 68 receptions for 647 yards and three touchdowns.

Prior to his coaching career, Rathman enjoyed an NFL playing career of his own that spanned nine seasons (1986-94) as a fullback. He entered the league as a third round pick by San Francisco, where he spent the first eight years of his career helping the 49ers capture two World Championships (Super Bowl XXIII and XXIV) and seven NFC West titles. In 1989, he led all NFL running backs in receiving with 73 receptions for 616 yards. Rathman played his final season in the NFL with the Los Angeles Raiders in 1994, closing out his NFL career with 2,020 rushing yards, 320 receptions for 2,684 yards and 34 total touchdowns.

In between his playing and coaching career in the NFL, the Grand Island, Nebraska native helped rebuild the Menlo College (CA) program by serving as the team's offensive coordinator in 1996 after serving as the running backs coach at Serra High School in San Mateo (CA) in 1995.

A three-year letterman at Nebraska, Rathman rushed for 1,425 yards and averaged more than six yards per carry.

Rathman and his wife, Holly, have three daughters: Nicole, Alexandra, and Samantha.

RATHMAN'S BACKGROUND

| YEARS | COACHING BACKGROUND | HEAD COACH |
|--------------|--------------------------------------|--|
| 2009–current | Running Backs, San Francisco 49ers | Jim Harbaugh/Jim Tomsula/Mike Singletary |
| 2007–08 | Running Backs, Oakland Raiders | Lane Kiffin |
| 2003–05 | Running Backs, Detroit Lions | Steve Mariucci |
| 1997–02 | Running Backs, San Francisco 49ers | Steve Mariucci |
| 1996 | Offensive Coordinator, Menlo College | Doug Cosbie |
| 1994 | *Running Back, Oakland Raiders | Art Shell |
| 1986–93 | *Running Back, San Francisco 49ers | George Seifert/Bill Walsh |
| 1983–85 | *Running Back, Nebraska | Tom Osborne |

* Player



MIKE SOLARI

OFFENSIVE LINE

25th NFL Season | 7th with 49ers

Mike Solari rejoined the 49ers in 2010 as the team's offensive line coach after having previously served as the tight ends/assistant offensive line coach for San Francisco from 1992-96 under legendary coach Bobb McKittrick. In his role, Solari works closely with offensive line coach Tim Drevno.

In 2010, Solari relied on his extensive experience as he helped shuffle an offensive line that was plagued by injury, while also integrating first round draft picks T Anthony Davis and G Mike Iupati into the starting lineup. After a season-ending injury to starting center Eric Heitmann in training camp, Solari was able to quickly find a replacement in David Baas, who hadn't started a game at center since college. Baas went on to start all 16 games for the 49ers and earned the coveted Bobb McKittrick Award as voted upon by his teammates.

Prior to joining the 49ers, Solari spent two seasons (2008-09) as the offensive line coach for the Seattle Seahawks. Under his direction, tackle Walter Jones was selected to the Pro Bowl in 2008.

Following his initial stint with the 49ers, Solari spent nine seasons as the offensive line coach for Kansas City (1997-2005). With Solari directing the Kansas City offensive line, the team averaged 126.8 rushing yards per game, ranking fourth in the NFL during that time span.

Solari's line produced a trio of Pro Bowl offensive linemen in 2004 and 2005, in guards Will Shields and Brian Waters, as well as tackle Willie Roaf. Kansas City became the first club to accomplish that feat since Dallas from 1993-96. As a result of his offensive line's dominance, the Chiefs offense led the league in total offense in 2004 (franchise-record 418.4 ypg) and 2005 (387.0 ypg).

The Daly City, CA, native was later promoted by the Chiefs to offensive coordinator in 2006. During his 11-year tenure in Kansas City, the team finished in the top 10 in rushing on seven occasions, in the top five four times, and ranked 6th in the NFL in total offense (359.2 yards per game) over that span. Solari was one of just six assistant coaches in team history to record more than a decade of service with the franchise.

While with the 49ers from 1992 to 1996, Solari was largely responsible for the development of tight end Brent Jones, who made four Pro Bowl appearances, and was instrumental in the team's successful Super Bowl XXIX season.

Solari began his NFL coaching career with the Dallas Cowboys in 1987, where he was the assistant offensive line/special teams coach for two seasons. He moved on to the Phoenix Cardinals to work with Gene Stallings for one season, before joining him at the University of Alabama (1990-91).

In 1976, Solari's coaching career began at Mission Bay (CA) High School, followed by stints at Mira Costa Junior College (1978) and U.S. International (1979). The following year, he helped lead Boise State to the NCAA Division I-AA Championship. He spent additional time on the collegiate level at Cincinnati (1981-82) and Kansas (1983-85), and later served as the offensive coordinator at the University of Pittsburgh (1986).

A former offensive lineman at San Diego State, Solari was a teammate of former Chiefs head coach and current ESPN analyst Herm Edwards, as well as Carolina Panthers head coach John Fox.

Solari is married to wife, Patti, and the couple has three children, Tamara, Stephanie and Michael.

SOLARI'S BACKGROUND

| YEARS | COACHING BACKGROUND | HEAD COACH |
|--------------|--|--|
| 2010-current | Offensive Line, San Francisco 49ers | Jim Harbaugh/Jim Tomsula/Mike Singletary |
| 2008-09 | Offensive Line, Seattle Seahawks | Jim Mora/Mike Holmgren |
| 2006-07 | Offensive Coordinator, Kansas City Chiefs | Herman Edwards |
| 1997-2005 | Offensive Line, Kansas City Chiefs | Dick Vermeil/Gunther Cunningham/Marty Schottenheimer |
| 1992-96 | Tight Ends/Asst. Offensive Line, San Francisco 49ers | George Seifert |
| 1990-91 | Offensive Line, Alabama | Gene Stallings |
| 1989 | Offensive Line, Phoenix Cardinals | Gene Stallings |
| 1987-88 | Assistant Offensive Line/Special Teams, Dallas Cowboys | Tom Landry |
| 1986 | Offensive Coordinator/OL, University of Pittsburgh | Mike Gottfried |
| 1983-85 | Offensive Line, Kansas | Mike Gottfried |
| 1981-82 | Offensive Line, University of Cincinnati | Mike Gottfried |
| 1980 | Offensive Line, Boise State | Jim Criner |
| 1979 | Offensive Line, U.S. International | Tom Walsh |
| 1978 | Offensive Line, Mira Costa Junior College | |
| 1976-77 | Offensive Line, Mission Bay High School | |
| 1972-75 | *Offensive Lineman, San Diego State | Claude Gilbert/Don Coryell |

*Player



KEVIN TOLBERT

ASSISTANT STRENGTH AND CONDITIONING

4th NFL Season | 1st with 49ers

Kevin Tolbert is in his first season with the 49ers as the team's assistant strength and conditioning coach.

He joined the San Francisco after having served under head coach Jim Harbaugh at Stanford from 2009-2010. In 2009, he worked as the assistant strength & conditioning coach for the Cardinal before being promoted to head strength and conditioning coach the following year.

Prior to joining Harbaugh at Stanford, Tolbert worked with the Detroit Lions in 2008 as the team's assistant strength and conditioning coach. Before making the jump to the NFL, Tolbert spent eight seasons (2001-07) at the University of Michigan as the Wolverines strength & conditioning coach.

Tolbert started his collegiate coaching career with the University of Miami in 1998, serving as the Hurricanes weight training and conditioning coach for three seasons. Tolbert also spent time as a volunteer strength & conditioning coach with the Philadelphia Eagles (1996-97).

A native of Hempstead, NY, Tolbert graduated from the United States Naval Academy in 1981 with a bachelors of science degree in physical science. He was a three-year football letterman for the Midshipmen, helping the squad to a pair of bowl appearances.

TOLBERT'S BACKGROUND

| YEARS | COACHING BACKGROUND | HEAD COACH |
|--------------|--|-------------------|
| 2011-current | Assistant Strength and Conditioning, San Francisco 49ers | Jim Harbaugh |
| 2010 | Head Strength and Conditioning, Stanford University | Jim Harbaugh |
| 2009 | Assistant Strength and Conditioning, Stanford University | Jim Harbaugh |
| 2008 | Assistant Strength and Conditioning, Detroit Lions | Rod Marinelli |
| 2001-07 | Strength and Conditioning, University of Michigan | Lloyd Carr |
| 1998-2000 | Weight Training and Conditioning, University of Miami | Butch Davis |
| 1996-97 | Volunteer Strength and Conditioning, Philadelphia Eagles | Ray Rhodes |
| 1978-80 | *Fullback, U.S. Naval Academy | George Welsh |

* Player



JIM TOMSULA

DEFENSIVE LINE

5th NFL Season | 5th with 49ers

Jim Tomsula is in his fifth season with the 49ers as the team's defensive line coach, after having also served as San Francisco's interim head coach for the final game of the 2010 season.

Since Tomsula's arrival, the 49ers run defense and pass rush have steadily improved. During his four seasons with the team, the defensive line has allowed a mere 3.7 yards per carry, to rank 4th in the NFL during that span. In terms of yards per carry allowed, San Francisco's defense ranked 5th (3.8) in 2007, 8th (3.8) in 2008, 3rd (3.6) in 2009 and 2nd (3.5) in 2010, a notable improvement from ranking 16th (4.1) in 2006 prior to Tomsula's arrival.

In 2010, the 49ers ranked 6th in the NFL in run defense, allowing just 1,547 rushing yards (96.7 ypg), marking the lowest rushing total allowed by the team since 1997 (1,366 yards). DT Justin Smith was named to the Pro Bowl for the second consecutive year after recording 8.5 sacks, the most since his rookie season.

A year prior, the 49ers ranked 6th (97.0 ypg) in the NFL against the run, as Smith finished the year among the team leaders in tackles (90), while also posting 6.0 sacks, 2 FFs and 2 FRs. For his efforts, he appeared in the 2010 Pro Bowl as an alternate.

Also charged with the development of the team's pass rush, Tomsula has helped the 49ers increase their sack totals from 65 over his first two seasons to 80 the past two years. After ranking tied for 3rd in 2009 with 44 sacks, the 49ers posted 36 in 2010 for a two-year total that ranked 7th in the NFL over that span.

The epitome of a journeyman, Tomsula has coached 28 seasons of football at the high school, college and professional levels since the Fall of 1989. During that span he spent one entire year out of football (1996) and has held a multitude of coaching titles including - head coach, assistant head coach, defensive coordinator, special teams coach, linebackers coach, defensive line coach and strength and conditioning coach.

Tomsula joined the 49ers after enjoying one of the most successful stints in NFL Europa history. Prior to being named the head coach of the Rhein Fire in 2006, which made him the youngest coach in NFL history at age 38, Tomsula served as the Berlin Thunder's defensive coordinator for two seasons, winning World Bowl XII in his first season with a defense that ranked first in the NFL against the run.

Tomsula joined the NFL in 1998 as the defensive line coach of the England Monarchs. He then went on to serve in the same capacity for five seasons with the Scottish Claymores, where he established a reputation for producing some of the league's most dominant lines. He also played a leading role in mentoring and teaching young talent in the league's National Player Development program.

Between NFL Europa seasons, Tomsula spent each fall as a member of Division II Catawba College's coaching staff, as coaching in the NFL was not a year-round post. While at Catawba, he was part of numerous college all-star games in a coaching capacity.

Tomsula was a defensive lineman at Catawba College in Salisbury, NC, after transferring from Middle Tennessee State. In 1989, he started his coaching career as an assistant at his alma mater after a knee injury ended his playing career. He went on to coach the defensive line coach at Woodland Hills (PA) High School in 1990.

Interestingly, Tomsula spent two seasons out of football. He served as a sales rep for Thera-Kinetics, a medical equipment company, in 1991, until he landed a job as an assistant at Charleston Southern University, SC, (1992-95). In order to make ends meet in Charleston, Tomsula held many odd jobs such as delivering newspapers for The Post and Courier, serving as a night janitor at an insurance agency, and cutting firewood. After his stint at Charleston Southern, he returned to his hometown of Pittsburgh, PA, where he cleaned the floors at a department store until landing a job as a sales rep at Cisco Foods. Tomsula returned to the coaching ranks in 1997, as the volunteer assistant defensive line coach at Catawba. With no income from his coaching passion, he again picked up a part-time job as an entry-way carpeting salesman and even lived out of his car at times.

He and his wife, Julie, reside in San Jose with their daughters Britney and Brooke, and son Bear.



TOMSULA'S BACKGROUND

| YEARS | COACHING BACKGROUND | HEAD COACH |
|--------------|---|----------------------------|
| 2011–current | Defensive Line, San Francisco 49ers | Jim Harbaugh |
| 2010 | Interim Head Coach, San Francisco 49ers | Jim Tomsula |
| 2007–10 | Defensive Line, San Francisco 49ers | Mike Singletary/Mike Nolan |
| 2006 | Head Coach, Rhein Fire | Jim Tomsula |
| 2004–05 | Asst. Head Coach/Defensive Coordinator/Linebackers, Catawba College | Chip Hester |
| 2002–03 | Asst. Head Coach/Defensive Coordinator/Defensive Line, Catawba College | Chip Hester |
| 2001 | Asst. Head Coach/Defensive Line/Linebackers/Strength & Conditioning, Catawba College | David Bennett |
| 1998–99 | Defensive Line/Outside Linebackers/Special Teams, Catawba College | David Bennett |
| 1997 | Defensive Line, Catawba College | David Bennett |
| 1992–95 | Linebackers/Defensive Line/Strength and Conditioning Coordinator, Charleston Southern | David Dowd |
| 1990 | Defensive Line, Woodland Hills (PA) High School | George Novak |
| 1989 | Strength and Conditioning Coordinator/Defensive Line, Catawba College | Bill Mauldin |
| 1987–88 | *Defensive Lineman, Catawba College | Bill Mauldin |
| 1985 | *Defensive Lineman, Middle Tennessee State | Boots Donnelly |

* Player

TOMSULA'S NFL EUROPE BACKGROUND

| YEARS | COACHING BACKGROUND | HEAD COACH |
|--------------|--|-------------------|
| 2005 | Defensive Coordinator, Berlin Thunder | Rick Lantz |
| 2004 | Defensive Coordinator/Special Teams, Berlin Thunder | Rick Lantz |
| 2001–03 | Defensive Line/Special Teams, Scottish Claymores | Gene Dahlquist |
| 1999–2000 | Defensive Line/Outside Linebackers/Special Teams, Scottish Claymores | Jim Criner |
| 1998 | Defensive Line/Special Teams England Monarchs | Lionel Taylor |



MARK UYEYAMA

HEAD STRENGTH AND CONDITIONING

4th NFL Season | 4th with 49ers

Mark Uyeyama (ooh-ee-YAH-muh) is in his fourth season with the 49ers, and first as head strength and conditioning coach, after having served as the assistant strength and conditioning coach the previous three seasons.

Uyeyama is responsible for overseeing the team's strength and conditioning program, which includes strength, power development, speed, recovery and regeneration, as well as the nutritional program for the players. He brings an individualized approach to the strength and conditioning position within a team-based context.

Uyeyama served as San Francisco's assistant strength and conditioning coach from 2008 to 2010 after having served as the head strength and conditioning coach at Utah State University from 2004 to 2007.

Uyeyama graduated from Utah in May of 2000 while working as a student assistant strength coach for two years. He then became a graduate assistant at USU before moving to another graduate assistant position at Arizona State from 2001 to 2003, when he was promoted to a full-time assistant.

Prior to working in the strength and conditioning field, Uyeyama played football at Butte Community College in Oroville, CA and Northern State University in Aberdeen, SD.

He earned a master's degree in higher and post secondary education from ASU in May of 2003.

Uyeyama is engaged to fiance, Tara, with a wedding date set in May.

UYEYAMA'S BACKGROUND

| YEARS | COACHING BACKGROUND | HEAD COACH |
|--------------|--|--|
| 2011–current | Head Strength and Conditioning, San Francisco 49ers | Jim Harbaugh |
| 2008–10 | Assistant Strength and Conditioning, San Francisco 49ers | Jim Tomsula/Mike Singletary/Mike Nolan |
| 2004–07 | Head Strength and Conditioning, Utah State | Brent Guy/Mike Dennehy |
| 2003 | Assistant, Arizona State | Dirk Koetter |
| 2001–02 | Graduate Assistant, Arizona State | Dirk Koetter |
| 1996–97 | *Nose Gaurd, Northern State | Dennis Miller |
| 1994–95 | *Nose Guard, Butte Community College | Craig Rigsbee |

* Player



BILL NAYES

SPECIAL ASSISTANT TO HEAD COACH

13th NFL Season | 3rd with 49ers

Bill Nayes is in his third season with the 49ers as Special Assistant to the Head Coach.

Prior to joining the 49ers, he served as Assistant Athletic Director/Director of Football Operations at the University of Wisconsin-Madison for three years. With the Badgers, Nayes coordinated all team operations, including game scheduling, budgeting, team travel, camps, operational schedules, and team bowl trips. He also served as a liaison between football and various departments, and supervised office personnel.

Before his time at Wisconsin, Nayes served as Football Operations Coordinator/Team Travel with the Seattle Seahawks under then Head Coach Mike Holmgren from 1999 to 2006. During his seven years in Seattle, he was responsible for all aspects of the team's travel, including the budget, team charters, hotel accommodations, meal arrangements and ground transportation. Nayes also organized the Seahawks' training camp and mini-camps, as well as the team's operational schedules.

Nayes was originally hired full-time by the Packers in 1997 after serving as a training camp intern during the summers of 1995 and 1996. He worked under Holmgren as Administrative Assistant/Football Operations until 1999.

During his years of working in football operations, which initially began at his alma mater as a student football manager before moving into a Football Operations Assistant role upon graduation, Nayes has been a part of six college bowl games, four international games, and seven NFL postseasons, including three Super Bowls.

Nayes graduated with a Bachelor of Science degree from the University of Wisconsin-Madison in 1994. He and his wife, Paige, have a daughter, Natalia and a son, Joe. They reside in Santa Clara, CA.

NAYES' BACKGROUND

| <u>YEARS</u> | <u>COACHING BACKGROUND</u> | <u>HEAD COACH</u> |
|--------------|---|--|
| 2009–current | Special Assistant to Head Coach, San Francisco 49ers | Jim Harbaugh/Jim Tomsula/Mike Singletary |
| 2006–09 | Asst. Athletic Director/Director of Football Operations, Univ. of Wisconsin | Bret Bielema |
| 2000–06 | Football Operations Coordinator/Team Travel, Seattle Seahawks | Mike Holmgren |
| 1999–2000 | Administrative Assistant/Football Operations, Seattle Seahawks | Mike Holmgren |
| 1997–99 | Administrative Assistant/Football Operations, Green Bay Packers | Mike Holmgren |
| 1994–97 | Football Operations Assistant, Univ. of Wisconsin | Barry Alvarez |



SAN FRANCISCO 49ERS PRONUNCIATION GUIDE

PLAYERS

PRONUNCIATION

NaVorro Bowman nuh-VARR-oh, BOH-minn
 Tramaine Brock truh-MAIN
 Ahmad Brooks uh-MAHD
 Tarell Brown tuh-RELL
 Blake Costanzo kuh-STAN-zoh
 Demarcus Dobbs duh-MAR-kus
 Dashon Goldson duh-SHAWN
 Tavares Gooden TUH-var-us
 Parys Haralson Paris
 Mike lupati yoo-PAH-tee

Ricky Jean Francois

gene-FRAN-swah

Colin Kaepernick

CAP-ur-nick

Moran Norris

more-ANN

Chilo Rachal

CHEYE-low, ray-SHELL

Isaac Sopoaga

soh-poh-AH-guh

Joe Staley

STAY-lee

Scott Tolzien

toll-ZEEN

Will Tukuafu

too-koo-AH-foo

Delanie Walker

duh-LAY-nee

Donte Whitner

don-tay

Madieu Williams

muh-DEE-yoo

COACHES

PRONUNCIATION

Geep Chryst

JEEP, KRIST

Ejiro Evero

eeh-JEE-row, EV-uh-row

Jim Leavitt

LEV-it

Mike Solari

soh-LAR-eeh

Jim Tomsula

tom-SOO-luh

Mark Uyeyama

ooh-eeh-YAH-muh



ALL-TIME COACHES

ALBERT, Frank C., (Frankie) – (Stanford)
Head Coach – 1956–58
Assistant/Backfield Tutor – 1955

ALSMAN, Ed – (Washington)
Special Teams – 1976–77

ATKINS, Bill – (Auburn)
Defensive Secondary – 1976

ATTAWAY, Jerry – (Sacramento State)
Physical Development Coordinator – 1983–04

BANASZEK, Cas – (Northwestern)
Assistant Offensive Line – 1981

BARNES, Michael – (New York–Cortland)
Strength Development – 1994–2000

BARRY, Joe – (Southern California)
Defensive Quality Control – 2000

BATTA, Tom – (Kent State)
Tight Ends – 1999–02

BEAKE, Chris – (Air Force)
Offensive Assistant – 2010
Offensive Assistant – 2003
Defensive Assistant – 2000–02
Defensive Quality Control – 1999

BEARD, Ed – (Tennessee)
Linebackers – 1974–77
Special Teams/Asst. Linebackers – 1973

BENGSTON, Phil – (Minnesota)
Defensive Coach – 1951–58

BOARD, Dwaine – (North Carolina A&T)
Defensive Line – 1994–2002
Defensive Line Asst. – 1990–93

BROOKS, Rich – (Oregon State)
Special Teams/Defensive Backs – 1974–75

BROWN, Greg – (UTEP)
Defensive Backs – 1999

BROWN, Ray – (Arkansas State)
Assistant Offensive Line – 2010

CARLISLE, Duane – (Maryland)
Strength and Conditioning – 2008–2010
Asst. Strength and Conditioning – 2005–07

CARR, Jimmy – (Morris Harvey)
Defensive Backs – 1978

CARROLL, Pete – (Pacific)
Defensive Coordinator – 1995–96

CAVANAUGH, Matt – (Pittsburgh)
Quarterbacks – 1996

CHRISTIAN, Jamie – (Central Washington)
Defensive Quality Control – 2003–04

CHRISTIANSEN, Jack – (Colorado State)
Head Coach – 1963–67
Defensive Backs – 1959–63

CHRISTIANSON, Michael – (Western Oregon)
Coord. Football Information/Quality Control – 2011–Current

CHRISTOFF, A. J. – (Idaho)
Secondary – 2005

CHRYST, GEEP – (Princeton)
Quarterbacks – 2011–Current

CIGNETTI, Frank – (Indiana University (PA))
Quarterbacks – 2007

CLARK, Monte – (Southern California)
Head Coach – 1976

COLCHICO, Dan – (San Jose State)
Assistant Coach – 1967

COSLET, Bruce – (Pacific)
Tight Ends – 1980

COZZETTO, Dan – (Idaho)
Tight Ends – 2004

DAHLEN, Neal – (San Jose State)
Coaching Administrator – 1979–95

DAVID, Jim – (Colorado State)
Defensive Backs – 1964–66

DAVIS, Billy – (Cincinnati)
Defensive Coordinator – 2005–06

DAVIS, Reggie – (Washington)
Tight Ends – 2011–Current

DAY, Shane – (Kansas State)
Quality Control – 2007–09

DEHAVEN, Bruce – (Southwestern College)
Special Teams – 2000–02

DONATELL, Ed – (Glennville State)
Secondary – 2011–Current

DREVNO, Tim – (Cal State Fullerton)
Offensive Line – 2011–Current

DUNCAN, Mark – (Denver)
Defensive Backs – 1955–62

EMANUEL, Gary – (Plymouth State)
Defensive Line – 2005–06

ENGRAM, Bobby – (Penn State)
Offensive Assistant – 2011–Current

ENRIGHT, Dick – (Southern California)
Offensive Line – 1976

ERBER, Lew – (Montana State)
Blocking/Kicking – 1975

ERDELATZ, Eddie – (St. Mary's)
Assistant – 1948–49

ERICKSON, Dennis – (Montana State)
Head Coach – 2003–04

EVEREST, Al – (Southern Methodist)
Special Teams Coordinator – 2007–09

EVERO, Ejiro – (UC–Davis)
Quality Control – 2011–Current

FANGIO, Vic – (East Stroudsburg)
Defensive Coordinator – 2011–Current

FIPP, Dave – (Arizona)
Assistant Special Teams – 2008–10

FISHER, Jeff – (Southern California)
Defensive Backs – 1992–93

FOERSTER, Chris – (Colorado State)
Offensive Line – 2008–09

FRANKLIN, Chet – (Utah)
Defensive Backs – 1974

Special Teams – 1971–73

GANSZ, Frank – (Navy)
Special Teams – 1978

GASE, Adam – (Michigan State)
Offensive Assistant – 2008

GERHART, Doug – (Occidental)
Quarterbacks/Running Backs – 1977
Quarterbacks/Receivers – 1976

GIDDINGS, Mike – (California)
Linebackers – 1968–73

GREEN, Dennis – (Iowa)
Receivers – 1986–88
Receivers/Special Teams – 1979

GRUDEN, Jon – (Dayton)
Offensive Quality Control – 1990

HACKETT, Paul – (UC Davis)
Quarterbacks/Receivers – 1983–85

HAMILTON, Pep – (Howard)
Offensive Assistant/Quarterbacks coach – 2006

HANSEN, Peter – (Arizona)
Defensive Assistant/Quality Control – 2011–Current

HARBAUGH, Jim – (Michigan)
Head Coach – 2011–Current

HARRIS, Al – (Arizona State)
Pass Rush Specialist – 2009–10

HARRIS, Bishop – (North Carolina College)
Running Backs – 2005–07

HART, Tommy – (Morris Brown)
Defensive Assistant – 1983–91

HECKER, Norb – (Baldwin–Wallace)
Linebackers – 1980–86
Defensive Backs – 1979

HEINRICH, Don – (Washington)
Quarterbacks/Receivers – 1974–75
Defensive Secondary – 1971–73

HICKEY, W., Howard “Red” – (Arkansas)
Head Coach – 1959–63
Offensive Backs/Ends – 1955–58

HILL, Jaime – (San Francisco State)
Defensive Quality Control – 1997–98

HOENER, Pete – (Bradley)
Tight Ends – 2005–10

HOLLWAY, Bob – (Michigan)
Defensive Line – 1975

HOLMGREN, Mike – (Southern California)
Offensive Coordinator/Quarterbacks – 1989–91
Quarterbacks – 1986–88

HOLMOE, Tom – (Brigham Young)
Defensive Backs – 1994–95

HOLOVAK, Mike – (Boston College)
Offensive Backfield – 1969

HOSTLER, Jim – (Indiana, PA)
Quarterbacks – 2005–06
Offensive Coordinator – 2007

HUGHES, Ed – (Tulsa)
Chief of Offense/Backs – 1968–70

JACKSON, Carl – (Prairie View A&M)
Running Backs – 1992–96

JACKSON, Greg – (LSU)
Secondary – 2011–Current

JACKSON, Milt – (Tulsa)
Special Teams/Wide Receivers – 1980–82

JOHNSON, Bill – (Tyler JC)
Chief of Offense – 1955–67

JOHNSON, Mike – (Akron)
Offensive Coordinator – 2010
Quarterbacks – 2009–10

JONES, Terrell – (San Jose State)
Strength Development Coordinator – 2000–04

JOSEPH, Vance – (Colorado)
Secondary Assistant – 2005–10

KIRKSEY, Larry – (Eastern Kentucky)
Receivers – 1994–99

KNAPP, Greg – (Sacramento State)
Offensive Coordinator – 2001–03
Quarterbacks – 1998–2000
Offensive Quality Control – 1995–97

KUBIAK, Gary – (Texas A&M)
Quarterbacks – 1994

LAPPANO, Tim – (Idaho)
Running Backs – 2003–04

LAVAN, Al – (Colorado State)
Running Backs – 1989–90

LAWSON, Jim – (Stanford)
Assistant – 1946–54

LEAVITT, Jim – (Missouri)
Linebackers – 2011–Current

LEGGETT, Earl – (Louisiana State)
Defensive Line – 1978

LEWIS, Sherman – (Michigan State)
Receivers – 1989–91
Running Backs – 1983–88

LITTLE, Steve – (Iowa State)
Physical Development Asst. – 1993

LOWRY, Alan – (Texas)
Special Teams – 1992–95

LYNN, Johnnie – (UCLA)
Special Asst. to Head Coach/Secondary – 2009–10
Secondary – 2006–08
Defensive Backs – 1996

LYNN, Ron – (Mount Union)
Secondary – 2004

MAC DUFF, Larry – (Oklahoma)
Special Teams Coordinator – 2003–06

MANUSKY, Greg (Colgate)
Defensive Coordinator – 2007–10

MARIUCCI, Steve – (Northern Michigan)
Head Coach – 1997–02

MARSHALL, John – (Washington State)
Defensive Coordinator – 1997–98
Linebackers – 1994–96
Defensive Line – 1989–93



MARTZ, Mike – (Fresno State)
Offensive Coordinator – 2008
MATTHEWS, Billie – (Southern)
Running Backs – 1979–82
MAXIE, Brett – (Texas Southern)
Secondary – 2002–03
Assistant Secondary – 2000–01
Defensive Assistant – 1999
MCADDOO, Ben – (Indiana, PA)
Assistant Offensive Line/Quality Control – 2005
MCCARTHY, Mike – (Baker)
Offensive Coordinator – 2005
MCCULLEY, Pete – (Louisiana Tech)
Head Coach – 1978
MCKITTRICK, Bobb – (Oregon State)
Offensive Line – 1979–99
MCMACKIN, Greg – (Southern Oregon)
Associate Head Coach/Linebackers – 2003–04
MCPHERSON, Bill – (Santa Clara)
Linebackers/Defensive Line/
Defensive Coordinator/Asst. Head
Coach/Defensive Asst. – 1979–98
MEYER, Ken – (Denison)
Head Coach – 1977
Offensive Backfield – 1968
MICHAEL, Jason – (Western Kentucky)
Quarterbacks – 2010
Offensive Assistant – 2009–10
MILLER, Burnie – (Wofford)
Defensive Backs – 1970
MORA, Jim – (Washington)
Defensive Coordinator – 1999–03
Defensive Backs – 1997–98
MORNHINWEG, Marty – (Montana)
Offensive Coordinator – Quarterbacks – 1997–98
MORRIS, Pat – (Southern California)
Offensive Line – 1999–03
Tight Ends/Assistant Offensive Line – 1997–98
MORTON, John – (Western Michigan)
Wide Receivers – 2011–Current
MUDD, Howard – (Hillsdale)
Offensive Line – 1977
MYERS, Jack – (UCLA)
Assistant – 1963
NATHAN, Tony – (Alabama)
Running Backs – 2008
NOLAN, Dick – (Maryland)
Head Coach – 1968–75
NOLAN, Mike – (Oregon)
Head Coach – 2005–2008
NORI, Mark (Boston College)
Offensive Assistant/Offensive Line – 2007
O’CONNOR, Fred – (East Stroudsburg State)
Head Coach (final seven games) – 1978
Offensive Coordinator – 1978
OLSON, Greg – (Central Washington)
Quarterbacks – 2001
OLSON, Rich – (Washington State)
Quarterbacks – 2004
PARIANI, Brian – (UCLA)
Offensive Coaches Assistant – 1992–94
PARKER, Johnny – (Mississippi)
Strength and Conditioning – 2005–07
PELINI, Mark (Bo) – (Ohio State)
Defensive Assistant – 1994–96
PERRY, Joe – (Compton JC)
Kicking/Game Scout – 1968–69
PETERS, Floyd – (San Francisco State)
Defensive Line – 1976–77
QUINN, Dan – (Salisbury State)
Defensive Line – 2003–04
Defensive Quality Control – 2001–02
RADAKOVICH, Dan – (Penn State)
Defensive Coordinator/Linebackers – 1978

RATHMAN, Tom – (Nebraska)
Running Backs – 2009–Current
Running Backs – 1997–02
Running Backs/Tight Ends Asst. – 1996
RAYE, Jimmy – (Michigan State)
Offensive Coordinator – 2009–10
Receivers – 1977
REESE, Floyd – (UCLA)
Strength & Conditioning – 1978
RHODES, Ray – (Tulsa)
Defensive Coordinator – 1994
Defensive Backs – 1983–91
Asst. Defensive Backs – 1981–82
ROBINSON, Willy – (Fresno State)
Defensive Coordinator – 2004
RODGERS, Jeff – (North Texas)
Special Teams Assistant – 2003–07
ROMAN, Greg – (John Carroll)
Offensive Coordinator – 2011–Current
RUFFO, Al – (Santa Clara)
Assistant Coach – 1946–47
SCHOTTHEIMER, Kurt – (Miami)
Special Teams Coordinator – 2010
SCOVIL, Doug – (Pacific)
Offensive Backs – 1971–75
Special Teams – 1970
SEELY, Brad – (South Dakota State)
Asst. HC/Special Teams Coordinator – 2011–Current
SEIFERT, George – (Utah)
Head Coach – 1989–96
Defensive Coordinator – 1983–88
Secondary – 1980–82
SHANAHAN, Mike – (Eastern Illinois)
Offensive Coordinator/Quarterbacks – 1992–94
SHAW, Bob – (Ohio State)
Assistant Coach – 1959
SHAW, Lawrence “Buck” – (Notre Dame)
Head Coach – 1946–54
SHERMAN, Ray – (Fresno State)
Receivers – 1992–93
Running Backs – 1991
SHOFNER, Jim – (Texas Christian)
Defensive Backs – 1977
Receivers/Quarterbacks – 1970–73
Defensive Backs – 1967–69
SIMMONS, Al – (Cal State–Hayward)
Secondary – 2004
Assistant Secondary – 2003
SINGLETARY, Mike – (Baylor)
Head Coach – 2009–10
Assistant Head Coach/Linebackers – 2005–08
SINGLETARY, Vantz – (Kansas State)
Inside Linebackers – 2009–10
SMITH, Gregg – (Idaho)
Assistant Head Coach/Offensive Line – 2004
Assistant Head Coach/Tight Ends – 2003
SMITH, Richard – (Fresno State)
Linebackers – 1997–02
SOLARI, Mike – (San Diego State)
Offensive Line – 2010–Current
Tight Ends/Asst. Offensive Line – 1992–96
SPAVITAL, Jim – (Oklahoma State)
Running Backs – 1976
STANFEL, Dick – (San Francisco)
Offensive Coordinator/Offensive Line – 1971–75
STECKEL, Les – (Kansas)
Receivers – 1978
STEWART, George – (Arkansas)
Receivers – 2000–02
Special Teams Coordinator – 1996–99
STILES, Lynn – (Utah)
Special Teams/TEs/Offensive Line Asst. – 1987–91
STRADER, Norman P., “Red” – (St. Mary’s)
Head Coach – 1955
Asst. Coach/Chief Scout – 1952

STUDLEY, Chuck – (Illinois)
Defensive Coordinator – 1979–82
SUGARMAN, Andy – (California)
Offensive Assistant – 2000–02
Offensive Quality Control – 1998–99
SULLIVAN, Jerry – (Florida State)
Wide Receivers/Senior Assistant – 2005–10
SWARTZ, Scott – (San Jose State)
Offensive Quality Control – 2004
TALLEY, Robert – (Boston University)
Special Assistant to the Head Coach – 2005–2006
TARVER, Jason – (Santa Clara)
Outside Linebackers – 2009–10
Defensive Asst./Outside Linebackers – 2005–2008
Assistant Running Backs/Offensive Assistant – 2004
Offensive Quality Control – 2001–03
TAYLOR, Chuck – (Stanford)
Assistant Coach – 1950
TITLE, Y.A. – (Louisiana State)
Offensive Consultant – 1965–69
TOLBERT, Kevin – (Navy)
Assistant Strength and Conditioning – 2011–Current
TOLLNER, Ted – (Cal Poly SLO)
Quarterbacks/Assistant to Head Coach – 2008
Offensive Assistant – 2007
Offensive Coordinator – 2004
Quarterbacks – 2002–03
TOMEY, Dick – (DePauw)
Defensive Assistant – 2003
TOMSULA, Jim (Catawba)
Defensive Line – 2007–Current
Head Coach – 2010
TRESTMAN, Marc – (Minnesota)
Offensive Coordinator – 1995–96
TURNER, Norv – (Oregon)
Offensive Coordinator – 2006
UYEYAMA, Mark – (Utah)
Head Strength and Conditioning – 2011–Current
Asst. Strength and Conditioning – 2008–10
VERMEIL, Al – (Utah State)
Strength & Conditioning – 1979–82
VETRANO, Joe – (Southern Mississippi)
Assistant Coach/Chief Scout – 1953–56
VON APPEN, Fred – (Linfield)
Defensive Line – 1987–88
Special Teams/Asst. Offensive Line/TE – 1983–86
VORIS, Dick – (San Jose State)
Assistant Coach – 1963–67
WALSH, Bill – (San Jose State)
Asst. to Coaching Staff – 1996
Head Coach – 1979–88
WARHOP, George – (Cincinnati)
Offensive Line – 2005–09
WHITE, Mike – (California)
Administrative Asst./Offensive Line – 1978–79
WILSON, Billy – (San Jose State)
Offensive End Coach – 1964–67
Assistant Coach – 1961–62
WIGGIN, Paul – (Stanford)
Defensive Coordinator/Line – 1974
Defensive Line – 1968–73
WRIGHT, Eric – (Missouri)
Defensive Backs Assistant – 1991–93
WYCHE, Sam – (Furman)
Quarterbacks – 1979–82
YARBER, Eric – (Idaho)
Wide Receivers – 2003–04
ZEMAN, Bob – (Wisconsin)
Linebackers – 1989–93
ZWAHLEN, Ernie – (Oregon State)
Offensive Line – 1968–70



MATT MALASPINA

NATIONAL SCOUT

Matt Malaspina is in his seventh year with the 49ers and his second as a national scout. He previously served as the team's Southeast regional scout for five years. In his current role, Malaspina will be responsible for scouting college football's top prospects, as well as various special assignments.

Malaspina joined the 49ers after spending five years as an area scout with the Seattle Seahawks. Prior to the Seahawks, he spent the 1999 season with the Carolina Panthers, where he evaluated college players in the Southeast region. Malaspina spent the previous year with National Football Scouting.

Malaspina was an assistant offensive coach at Jacksonville University from 1997 to 1998. He entered college coaching in 1997 as an intern at his alma mater, the University of Central Florida. A 1993 graduate of Central Florida, Malaspina went on to have a brief playing career as a center for the Shreveport Pirates of the Canadian Football League, playing in 1994 and attending training camp in 1995.

Malaspina and his wife, Jennifer, reside in Chuluota, FL, with their son, Carson, and daughters, Grace and Julia.



TODD BRUNNER

NORTHEAST AREA SCOUT

Todd Brunner is in his 12th year with the 49ers as a regional scout.

Prior to coming to the 49ers, he spent two seasons as an area scout with the Cleveland Browns, where he combed the Northeast region in 1999 and 2000 for college talent. Brunner joined the Browns from the Philadelphia Eagles where he spent four seasons (1994-97) as an area scout covering the Northeast. He joined the Eagles as a scouting intern in 1992 and worked as a scouting assistant in 1993.

Brunner attended Lehigh (PA) University and lettered two years in football. As a junior, he led the team in special teams tackles, and as a senior quarterback, tied or broke 14 school passing records. Following his football career at Lehigh, Brunner spent one season as a graduate assistant at Temple, in 1991, and earned his master's degree.

Brunner comes from a football family as his father John coached at Temple, Villanova, Princeton and in the NFL ranks with Detroit, Green Bay, Tampa Bay and Minnesota, before scouting for the 49ers for 13 seasons. His brother, Scott, spent time in the NFL with the New York Giants.

Brunner is a regular contributor as an insider columnist on 49ers.com, where he writes a monthly blog.

Born in Middletown, NY, Brunner and his wife, Nancy, reside in Robbinsville, NJ, with their daughter, Annie Elizabeth, and son, Chad Joseph.



JUSTIN CHABOT

SOUTHEAST AREA SCOUT

Justin Chabot is in his eighth year with the 49ers and his second covering the Southeast region. He had spent the previous six years as the team's Southwest regional scout.

Prior to joining the 49ers, Chabot spent five years as the director of football operations at Northwestern. As part of his role with the Wildcats, Chabot served as the pro liaison to visiting college talent scouts from the NFL. Chabot was extremely familiar with Northwestern's football program, having starred as an offensive lineman on the 1995 and 1996 Big Ten Championship teams.

Chabot recorded 41 career starts on the Northwestern offensive line, including starts on the 1996 Rose Bowl and the 1997 Citrus Bowl teams. A four-year letterwinner and captain of the 1996 squad, Chabot was named first-team All-Big Ten by the media and coaches as a senior. He was also named to the Academic All-Big Ten list in 1993.

Born in Washington, DC, Chabot was raised in Oxford, OH. He graduated from Northwestern in 1996 with a degree in sociology, and played professionally during the 1997 season with the Pittsburgh Steelers and the New York Giants.

Chabot resides in Baton Rouge, LA, with his wife, Suzy, and twin sons, Walker and Brant.



REGGIE COBB

WESTERN AREA SCOUT

Reggie Cobb is in his third year with the 49ers as the club's Western region scout.

Cobb joined the 49ers after spending the previous six years scouting the Southwest region for the Tampa Bay Buccaneers and two seasons (2001-02) as a member of the Washington Redskins scouting department.

The 2008 Bucs draft produced CB Aqib Talib, who tied for first in the NFL among rookies with four interceptions, OL Jeremy Zuttah, who started at both guard positions, and LB Geno Hayes, who was a big contributor on special teams. The Buccaneers also signed undrafted rookie free agent RB Clifton Smith, who was selected to the 2009 AFC/NFC Pro Bowl as a kick returner and was named AP Second-Team All-Pro.

The Bucs 2006 draft produced four rookies who saw starting action in their first season: G Davin Joseph (13 games/12 starts), T Jeremy Trueblood (15/13), WR Maurice Stovall (9/2) and QB Bruce Gradkowski (13/11). In 2007, Cobb helped assemble a Bucs draft class that included two rookies that were selected to the PFW/PFWA All-Rookie team in G Arron Sears and late DE Gaines Adams, as well as standout FS Tanard Jackson, who started all 16 games.

Cobb enjoyed a seven-year playing career that began as a second-round pick (30th overall) by the Buccaneers in 1990. Cobb played his first four seasons (1990-93) with Tampa Bay before playing one season each with Green Bay (1994), Jacksonville (1995) and the N.Y. Jets (1996).

Cobb finished his college career ranked third on the University of Tennessee's career rushing chart with 2,360 yards and 26 touchdowns. He was also a member of the school's 100th anniversary team. Cobb lettered in track and graduated with a degree in urban studies in 1990.

Cobb and his son, DeMarcus, live in Sugarland, Texas.



KENT KAHL

MIDLANDS AREA SCOUT

Kent Kahl is in his fifth year with the 49ers as the club's Midlands region scout.

Prior to joining the 49ers, Kahl spent more than 10 years as a contractor, building homes in the greater Iowa City area.

Kahl was a running back at the University of Colorado (1991-92). After two seasons at Colorado, Kahl transferred to Iowa for his final two collegiate campaigns (1993-94), making the switch to fullback, and was voted as the team's MVP his senior year.

In 1995, Kahl spent time in training camp with the San Diego Chargers before returning to the state of Iowa.

Kahl is a native of Ft. Morgan, CO, where he was a running back, forward and hurdler on Ft. Morgan High School's football, basketball and track teams. After his college playing career concluded, Kahl traveled back to his alma mater periodically to assist his father, Rick, who served as the Ft. Morgan football team's head coach for more than 20 years.

Kahl is single and resides in Iowa City, IA.



BOB MORRIS

SOUTH AREA SCOUT

Bob Morris is in his second year with the 49ers as the club's the Southern region scout.

Morris joined the 49ers after spending the previous eight years as an area scout for the Cleveland Browns.

Prior to becoming a scout, Morris served as a collegiate assistant coach at the Division I-A level for 21 years. He started his coaching career as a secondary coach at Northern Illinois University from 1980 to 1983, after working the previous two years as a graduate assistant at the University of Colorado.

Morris then served as secondary coach for 10 seasons (1984-93) at Indiana University and helped the Hoosiers reach six bowl games. He was defensive coordinator/secondary coach at Purdue University from 1994 to 1995 and served as the Boilermakers' special teams coordinator in 1996. Morris was passing game coordinator/secondary coach at the University of Akron from 1998 to 2000 and was the Zips defensive coordinator/secondary coach in 2001.

A two-year letter winner at defensive back and punt returner for the Colorado Buffaloes, Morris helped the team to a Big-8 Championship in 1976. He later received a master's degree in sports psychology and a bachelor's degree in secondary education from Colorado. Morris also lettered three years in basketball for the Buffaloes.

A native of Boulder, CO, Morris is a member of the Fellowship of Christian Athletes. He and his wife, Jennifer, have two sons, Jerod and Joshua. The Morris family volunteers with the Big Brothers and Big Sisters organization. The name of their "little brother" is Bryce.



ETHAN WAUGH

MIDWEST AREA SCOUT

Ethan Waugh is in his eighth year with the 49ers, and his fourth covering the Midwest as an area scout after serving as a player personnel assistant and college scouting administrator for four seasons.

In covering the Midwest, he is responsible for an area encompassing six states containing schools from the Big 10, SEC, Big East and Mid-American conferences. Prior to being promoted to an area scout, he was involved in assisting the personnel department in a variety of areas, including the evaluation and scouting of college and professional players and working extensively with the 49ers' scouting database.

Waugh joined the 49ers after spending the previous two seasons at Illinois Wesleyan University, where he served as the offensive coordinator, quarterbacks coach and recruiting coordinator.

Prior to his time at Illinois Wesleyan, Waugh served as an assistant at Western Carolina University from 1997-2001. While with the Catamounts, he coached on both the offensive and defensive sides of the ball and assisted with special teams.

Waugh grew up in Vernon Hills, IL, and played defensive back for two years at Lake Forest College before transferring to Lawrence University where he played the slot and quarterback positions. He is a 1997 graduate of Lawrence with a bachelor's degree in history and earned a master's degree in American History from Western Carolina in 1999.

Waugh hails from a football family. His father, Maury, currently coaches at the University of St. Francis (IN), his brother, Tucker, coaches the running backs at Army, and another brother, Adam, coaches the safeties at Louisiana-Monroe.

He and his wife, Allison, reside in South Carolina with their sons Spencer and Carter.



QUENTUS CUMBY

PRO PERSONNEL SCOUT

Quentus Cumby is in his sixth year in the 49ers player personnel department as the team's pro personnel scout.

In his role, Cumby assists the pro scouting department in their evaluation of NFL talent. Cumby is responsible for maintaining current NFL roster boards and depth charts, in addition to coordinating player tryouts and visits to the 49ers facility. During the off-season, he assists in evaluating the team's roster prior to free agency. Cumby also serves as the 49ers weekly advance scout for the personnel and coaching staffs.

Prior to joining the 49ers, Cumby was a physical education teacher at Ben Franklin Intermediate in Daly City, CA, during the 2005 to 2006 term. He began his teaching career in the fall of 2005 after spending the summer as an intern with the Green Bay Packers player personnel department under Ted Thompson and Reggie McKenzie.

In 2003, Cumby was invited to participate in training camp by the Packers as a free agent safety. One year later, he spent the summer of 2004 playing the position in the Canadian Football League with the Edmonton Eskimos.

Cumby lettered in football and ran track at Cleburne (TX) High School, where he was an all-state free safety in 1999. He went on to earn a football scholarship to the University of Kentucky and was a two-year starter at free safety and cornerback from 1999-02. He graduated in 2004 with a bachelor's degree in kinesiology.

Cumby resides in Palo Alto, CA, with his wife Liz, and son, Drew.



WILLIAM HOMER

PERSONNEL ASSISTANT

William Homer is in his third year in the 49ers player personnel department as the team's personnel assistant.

In his role, Homer assists the personnel department in a variety of areas, including the evaluation and scouting of college and professional players. He works extensively with the 49ers college scouting database.

Homer joined the 49ers after serving as the Director of Personnel and Football Operations for the East-West Shrine Game. From 2001 to 2009, he oversaw much of the day-to-day operations for the game, including the selection of the teams and their travel, while also working closely with scouts.

A graduate of Syracuse University, Homer worked as a student manager at the school from 1997 to 1999, handling equipment duties and serving as an assistant for the offense. He earned a bachelor's degrees in broadcast journalism and political science in 1999.

Homer is a native of Hayward, CA. He resides in Fremont with his wife, Marisa, and daughter.



BRIAN HAMPTON

DIRECTOR OF FOOTBALL ADMINISTRATION

Brian Hampton is in his eighth season with the 49ers and his second as Director of Football Operations. Prior to his promotion, Hampton served as the team's Manager of Football Operations for two seasons. He originally joined the 49ers as a football operations intern in late 2003.

In his current role, Hampton is responsible for contract negotiations, management of the club's player compensation budget and salary cap in addition to various daily football operations duties. Hampton also manages the football operations R&D efforts, providing frequent analysis on special projects for the Owner, Head Coach, General Manager, COO and other departments.

Born and raised in Oakley, CA, Hampton earned a M.A. in sport management from the University of San Francisco and a B.A. in business economics from UC-Santa Barbara. While attending UCSB, Hampton worked for the Santa Barbara Foresters Baseball Club and the UCSB athletic department. He also spent two years directing the Gaucho Locos, a club aimed at increasing fan attendance at UCSB sports events. In his senior year, Hampton was elected and served as President of the Associated Students.

Hampton resides in Palo Alto, CA, with his wife, Lindsay. He is an avid tri-athlete and runner, and has completed a number of events, including marathons and a Half-Ironman triathlon.



NATE BRESKE

ASSISTANT ATHLETIC TRAINER

Nate Breske is in his third year as an assistant athletic trainer with the 49ers.

Breske joined San Francisco after working at Physical Therapy Specialists in Watertown, South Dakota. After graduating from physical therapy school, Breske founded the outpatient clinic, which specializes in sports medicine, post-op orthopedic cases and pain management. He also served as the director of athletic training for the Watertown School System.

Breske obtained his doctorate degree (2000-04) in physical therapy from the University of Nebraska Medical Center in Omaha, Nebraska. In that span, he also interned with the New England Patriots during the 2003 preseason as an athletic trainer.

From 1995 to 2000, Breske pursued a bachelor's degree in athletic training, biology and psychology at Northern State University in Aberdeen, South Dakota. He was the starting quarterback at NSU as a junior and senior. The two-time team captain earned all-conference (NSIC) and academic all-conference honors.

Breske was an all-state football player at Webster (SD) High School. He is a certified member of the National Athletic Trainers Association (NATA), the American Physical Therapy Association (APTA) and the Professional Football Athletic Trainers Society (PFATS).

Born in Pierre, South Dakota, he and his wife, Tia, who is a registered nurse, have two sons, Jherek and Keon Breske and reside in San Jose, CA.



MANNY RIVERA

ASSISTANT ATHLETIC TRAINER

Manny Rivera is in his eighth year as assistant athletic trainer with the 49ers. This is Rivera's second stint with San Francisco after serving as an intern athletic trainer during the 2001 season.

Prior to being hired full time in San Francisco, Rivera spent a year working with the United States Olympic Committee. With the USOC, he provided medical coverage for hundreds of Olympic and Paralympic hopefuls in track and field, softball, baseball, soccer, volleyball and rugby.

After interning with the 49ers, Rivera served as a graduate assistant athletic trainer for the Indiana University football team. While at Indiana, he was directly responsible for the emergency medical supplies, training supplies and inventory, packing for team travel, as well as game day medical logistics. Rivera was also responsible for supervision, instruction and evaluation of undergraduate athletic training curriculum students. Rivera graduated from Indiana with a Master of Science degree in Kinesiology in 2003.

Rivera began his career in athletic training, serving as a student athletic trainer at the University of the Pacific, where he earned a bachelor's degree in Sports Medicine, in 2001. He is a certified member of the NATA.

Rivera, his wife, Lauren, and daughter, Alexis, reside in Benicia, CA.



STEVE URBANIAK

EQUIPMENT MANAGER

Steve Urbaniak is in his 13th year with the 49ers and ninth as the team's equipment manager. During his first four seasons in San Francisco, Urbaniak served as an assistant in the equipment department. This season marks Urbaniak's 13th year overall working in the NFL ranks.

He is responsible for the many details that go into filling an NFL team's daily needs. These needs include outfitting players and coaches in safe and advanced equipment, as well as ordering and maintaining all of the team's equipment and sideline apparel. Urbaniak and his staff also transport team equipment to and from all games, as well as assist coaches with daily practice needs.

Urbaniak came to San Francisco in 1999 after serving a one-year internship with the Miami Dolphins in 1998. While in Miami, he served as a member of the host team assigned to the Denver Broncos prior to Super Bowl XXXIII.

Urbaniak attended East Carolina University, where he helped the Pirates reach consecutive Liberty Bowls as a punter before spending two years as the team's student manager. He graduated with a degree in therapeutic recreation in 1998. A certified athletic equipment manager, Urbaniak is also a member of the Athletic Equipment Managers Association. He added acting to his resume in 1998, playing a small role in the feature film "Any Given Sunday."

Urbaniak was born in Lowville, NY. He and his wife, Lindsay, reside in San Jose, CA with their dog, Grady.



DONOVAN "DOC" DRESSLER

ASSISTANT EQUIPMENT MANAGER

Donovan "Doc" Dressler is in his 11th year as the assistant equipment manager of the 49ers.

During his first stint in San Francisco, Doc served as a training camp and partial season intern with the 49ers equipment department in the summer of 2000, before taking on the head equipment manager duties from 2000 to 2001 for the Las Vegas Outlaws of the XFL. Doc returned to San Francisco in 2001 as an intern and was brought on shortly after in a full-time capacity to assist with the team's apparel and on-field equipment needs.

Doc got his start in the NFL with the Miami Dolphins, where he interned at different times in the equipment department during 1998 and 2000. During that time, he also had a stint as the head equipment manager at Northwestern Louisiana State from 1999 to 2000.

Doc was born and raised in Stillwater, OK, where he attended Stillwater High School. He then attended Oklahoma State University and served as the Cowboys' student equipment manager for six years.

Doc has been a member of the Athletic Equipment Manager's Association since 1995 and received his certification in 1999.

He and his wife, Terri, reside in San Jose, CA, with their sons Jacob and Rocco.



SCOTT ROTIER

ASSISTANT EQUIPMENT MANAGER

Scott Rotier is in his fourth year as an assistant equipment manager for the 49ers. Prior to his arrival in the Bay Area, Rotier lived and worked in the Washington, D.C. metro area.

Rotier joined the 49ers at the start of the 2008 training camp after serving as the head equipment manager for Episcopal High School in Alexandria, VA, from 2007 to 2008. While at EHS, he was responsible for the daily operation of 17 different sports and over 40 athletic teams. During the 2006 NFL season, he served as an equipment intern for the Detroit Lions, where he was responsible for practice and laundry.

Rotier was born and raised in Kent City, MI, where he attended Kent City High School. He then attended Western Michigan University and served as student manager for the football team from 2005 to 2006.

Rotier has been a member of the Athletic Equipment Managers Association since 2004 and received his certification in 2005.

Scott and his wife, Jackie, live in San Jose, CA, with their dog, Sadie.



MICHAEL BRACKEN

VIDEO OPERATIONS MANAGER

Michael Bracken is in his first year as the 49ers video operations manager.

Bracken oversees all daily video operations responsibilities, including the production and editing of all practice and game films for team personnel. Additionally, Bracken and his staff coordinate film exchanges with other teams and NFL Films, as well as maintain the 49ers NFL and collegiate video library.

Prior to joining the 49ers, Bracken spent four years as the assistant video coordinator for the Florida State University athletic department, where he serviced 16 intercollegiate sports. While completing his undergraduate studies at Florida State, he served as a student assistant in the school's video department since 2003.



MARK PRETO

VIDEO OPERATIONS ASSISTANT

Mark Preto is in his eighth year as video operations assistant with the 49ers after joining the team in July of 2004. It marks Preto's 11th year working in the NFL.

Preto joined the 49ers after serving in the same capacity for the Tennessee Titans from 1999 to 2004. During his time in Nashville, Preto was part of the Titans 2000 AFC Championship team and traveled with the staff to coach the 2003 Pro Bowl.

Prior to joining the NFL ranks, Preto was the video coordinator at Oregon State during the 1998 season after spending the 1995-98 campaigns in the same capacity at Southern Cal when the Trojans captured the 1996 Rose Bowl title.

From 1991 to 1995 Preto served on the video staff at the University of Oregon where he made his first trip to the Rose Bowl. During that span, he spent the 2002 summer as an intern in the Cleveland Browns video department. Preto began his career in sports video at his alma mater, the University of Akron, where he was the video director in 1990 after playing on the Zips football team from 1985 to 1990.

Preto grew up in, Cleveland, OH, where he played football and wrestled at Benedictine (OH) High School. He earned his bachelor's degree in accounting and finance from Akron.

Preto resides in San Jose, CA.



POSITION-BY-POSITION ROSTER

QUARTERBACKS

| | | | | | |
|----|------------------|----|-----|-----|---|
| 3 | Scott Tolzien | QB | 6-3 | 208 | R |
| 7 | Colin Kaepernick | QB | 6-4 | 230 | R |
| 11 | Alex Smith | QB | 6-4 | 217 | 7 |

RUNNING BACKS

| | | | | | |
|----|----------------|----|-----|-----|----|
| 21 | Frank Gore | RB | 5-9 | 217 | 7 |
| 24 | Anthony Dixon | RB | 6-1 | 233 | 2 |
| 32 | Kendall Hunter | RB | 5-7 | 199 | R |
| 44 | Moran Norris | FB | 6-1 | 250 | 11 |
| 49 | Bruce Miller | FB | 6-2 | 248 | R |

WIDE RECEIVERS

| | | | | | |
|----|------------------|----|------|-----|---|
| 10 | Kyle Williams | WR | 5-10 | 186 | 2 |
| 13 | Joe Hastings | WR | 6-1 | 185 | R |
| 15 | Michael Crabtree | WR | 6-1 | 214 | 3 |
| 18 | Brett Swain | WR | 6-0 | 200 | 4 |
| 19 | Ted Ginn Jr. | WR | 5-11 | 180 | 5 |

TIGHT ENDS

| | | | | | |
|----|----------------|----|-----|-----|----|
| 46 | Delanie Walker | TE | 6-0 | 242 | 6 |
| 81 | Justin Peelle | TE | 6-4 | 251 | 10 |
| 85 | Vernon Davis | TE | 6-3 | 250 | 6 |

OFFENSIVE LINE

| | | | | | |
|----|------------------|-----|-----|-----|----|
| 59 | Jonathan Goodwin | C | 6-3 | 318 | 10 |
| 62 | Chilo Rachal | T/G | 6-5 | 323 | 4 |
| 67 | Daniel Kilgore | G | 6-3 | 308 | R |
| 68 | Adam Snyder | T/G | 6-6 | 325 | 7 |
| 74 | Joe Staley | T | 6-5 | 315 | 5 |
| 75 | Alex Boone | T | 6-7 | 328 | 2 |
| 76 | Anthony Davis | T | 6-5 | 323 | 2 |
| 77 | Mike Iupati | G | 6-5 | 331 | 2 |
| 78 | Mike Person | G | 6-4 | 299 | R |

DEFENSIVE LINE

| | | | | | |
|----|---------------------|----|-----|-----|----|
| 90 | Isaac Sopoaga | DT | 6-2 | 330 | 8 |
| 91 | Ray McDonald | DT | 6-3 | 290 | 5 |
| 93 | Ian Williams | NT | 6-1 | 305 | R |
| 94 | Justin Smith | DT | 6-4 | 285 | 11 |
| 95 | Ricky Jean Francois | DT | 6-3 | 295 | 3 |
| 96 | Demarcus Dobbs | DT | 6-6 | 275 | R |

LINEBACKERS

| | | | | | |
|----|----------------|----|-----|-----|---|
| 51 | Blake Costanzo | LB | 6-1 | 235 | 4 |
| 52 | Patrick Willis | LB | 6-1 | 240 | 5 |
| 53 | NaVorro Bowman | LB | 6-0 | 242 | 2 |
| 54 | Larry Grant | LB | 6-1 | 251 | 3 |
| 55 | Ahmad Brooks | LB | 6-3 | 259 | 6 |
| 56 | Tavares Gooden | LB | 6-1 | 242 | 4 |
| 98 | Parys Haralson | LB | 6-0 | 255 | 6 |
| 99 | Aldon Smith | LB | 6-4 | 258 | R |

DEFENSIVE BACKS

| | | | | | |
|----|------------------|----|------|-----|---|
| 20 | Madieu Williams | S | 6-1 | 203 | 8 |
| 22 | Carlos Rogers | CB | 6-0 | 192 | 7 |
| 25 | Tarell Brown | CB | 5-10 | 193 | 5 |
| 26 | Tramaine Brock | CB | 5-10 | 197 | 2 |
| 27 | C.J. Spillman | S | 6-0 | 199 | 3 |
| 29 | Chris Culliver | CB | 6-0 | 199 | R |
| 30 | Reggie Smith | S | 6-1 | 200 | 4 |
| 31 | Donte Whitner | S | 5-10 | 208 | 6 |
| 36 | Shawntae Spencer | CB | 6-1 | 190 | 8 |
| 38 | Dashon Goldson | S | 6-2 | 200 | 5 |
| 43 | Colin Jones | S | 6-0 | 208 | R |

SPECIALISTS

| | | | | | |
|----|----------------|-------|------|-----|----|
| 2 | David Akers | K | 5-10 | 200 | 13 |
| 4 | Andy Lee | P | 6-2 | 180 | 8 |
| 86 | Brian Jennings | TE/LS | 6-5 | 242 | 12 |

INJURED RESERVE


| | | | | | |
|----|----------------|----|------|-----|---|
| 9 | Dontavia Bogan | WR | 6-1 | 188 | R |
| 41 | Curtis Holcomb | CB | 5-10 | 190 | 2 |
| 82 | Nate Byham | TE | 6-4 | 264 | 2 |
| 84 | Joshua Morgan | WR | 6-0 | 219 | 4 |
| 92 | Will Tukuafu | DT | 6-4 | 293 | 1 |



2

DAVID AKERS

| KICKER



5-10 | 200 | LOUISVILLE | 13TH YEAR | BORN 12.9.74 | LEXINGTON, KY
ACQUIRED FA IN '11 | TATES CREEK HS, LEXINGTON, KY

Asix-time Pro Bowler and one of the NFL's most reliable kickers, David Akers joined the 49ers after spending the previous 12 seasons with the Philadelphia Eagles. In his first season in San Francisco, Akers set the NFL single-season record for most FGs made (44), most FGs attempted (52) and most points with no TDs (166). He was named NFC Special Teams Player of the Week in Weeks 16 & 17, NFC Special Teams Player of the Month for December/January, selected to the Pro Bowl and AP First-Team All Pro. Akers is a true "rags to riches" story, having landed on the waiver wire three times before signing with Philadelphia in 1999.

// CAREER HIGHLIGHTS

- In 2011, set the NFL single-season record for most FGs made (44), most FGs attempted (52) and most points with no TDs (166).
- A six-time Pro Bowler, (2001, 2002, 2004, 2009, 20 and 2011) he is ranked t-2nd in NFL history Pro Bowl selections among kickers [K Morten Andersen (7) and K Jan Stenerud (6)]. Also earned Associated Press second-team All-Pro and *The Sporting News* first-team All-Pro honors in 2009, and AP First-Team All-Pro honors in 2011.
- Named to the NFL's All-Decade (2000s) after leading the NFL in that time span (2000-09) with 1,169 points.
- Recorded 335 FGs and 1,478 points since 2000, marking the most among NFL kickers in that span.
- His 34 FGs in the postseason rank 2nd in NFL history, behind only Adam Vinatieri (45).
- Ranks 3rd in NFL history with 146 career postseason points, trailing only Gary Anderson (153) and Adam Vinatieri (187).
- Has scored at least one point in all 20 career postseason games, passing K/QB George Blanda which is the second-longest streak in NFL postseason history (K Adam Vinatieri - 24).
- Is the Eagles all-time leader in regular season (188) and postseason games played (19), points (1,323), field goals (294), 50-plus yard FGs (15) and PATs (441).
- Holds Philadelphia's franchise records for single-season points (144) and field goals (33), both set in 2008.
- Has notched three-or-more 40-plus-yard FGs in the same game five times in his career. Holds the Eagles record for consecutive PATs made with 173 (2004-2009), surpassing his old record of 153 (set from 2001-04).
- Kicked four of the seven longest FGs in Eagles history: 57 yards vs. NE (9/14/03), 53 yards (twice, 9/30/07 at NYG & 10/24/99 at Mia.), & 52 yards (twice, 11/8/09 vs. Dal. & 10/5/03 vs. Was.). The 57 yarder is the longest FG ever in Philadelphia.



- Has made 9 game-winning field goals with under 2:00 remaining in the fourth quarter or OT.
- Has a 93.8% (227-242) career success rate in FG attempts inside 40 yds.
- Posted 11, 100-point seasons in 12 years (2000-04, 2006-11).
- Booted the top four longest FGs in Eagles postseason history: 51 yards at Min. (1/4/09, NFC-WC), 48 yards vs. NYG (1/7/07, NFC-WC), 46 yards at StL. (1/27/02, NFC-C), & 46 yards at Chi. (1/19/02, NFC-D)
- Ranks 1st in pts. (134), PATs (41) and FGs (31) in Phi. playoff history.
- Led Phi. in scoring in 11 seasons, which is the most by any player in team history.
- In 20 career postseason games, has scored at least one point in every contest, behind only K Adam Vinatieri (24) for the longest streak in NFL postseason history.

// 2011 AWARDS & HONORS

- AP First-Team All-Pro
- First-Team All-Pro selection by PFW/PFWA
- Golden Toe Award (best kicker or punter) by PFW/PFWA
- 2012 Pro Bowl Selection
- All-Pro Team by *Dallas Morning News*' Rick Gosselin
- NFC Special Teams Player of the Month (December/January)
- NFC Special Teams Player of the Week (Week 16 & 17). Became the first player named Special Teams Player of the Week in consecutive weeks since Chicago's WR Devin Hester in 2006 (Week 13 & 14).

// 2011 POSTSEASON HIGHLIGHTS

- Connected on 3 for 3 FGs and all 3 PATs vs. NO (1/14/12). His 3 FGs moved him into 2nd place in NFL history for postseason FGs made (34), trailing only K Adam Vinatieri (45). He scored at least one point in all 20 career postseason games, passing K/QB George Blanda which is the second-longest streak in NFL postseason history (K Adam Vinatieri - 24).

// 2011 HIGHLIGHTS

- Set the NFL single-season record for FGs made (44), FGs attempted (52) and points with no TDs (166).
- His 166 points rank 1st in the NFL and rank 1st in franchise history in total points in a single season.
- Recorded an 'opening day' career-high 15 pts., connecting on 4 of 4 FG atts. (27, 24, 31, 18) and all three PATs in his 49ers debut vs. Sea. (9/11). Akers' 15 points were the 2nd most in the NFL in Week 1 (SD RB Mike Tolbert - 18 pts.).

| MOST POINTS IN A SEASON FRANCHISE HISTORY | | |
|--|------|------|
| Player | YR | Pts. |
| 1. K David Akers | 2011 | 166 |
| 2. WR Jerry Rice | 1987 | 138 |
| 3. K Mike Cofer | 1989 | 136 |
| 4. K Ray Wersching | 1984 | 131 |
| 5. K Jeff Wilkins | 1966 | 130 |



- Connected on a 55-yd. FG vs. Dal. (9/18), marking the longest FG in Candlestick history (Bruce Gossett, 54 yds. vs. NO - 10/21/73) and the 3rd longest FG in franchise history (Joe Nedney, 56 yds. at StL - 12/24/05 and Mike Cofer, 56 yds. at Atl. - 10/14/90).
- Notched a go-ahead 55-yd. FG before the half at Det. (10/16), which tied for the 3rd longest FG in franchise history (Joe Nedney, 56 yds. at StL - 12/24/05, Mike Cofer, 56 yds. at Atl. - 10/14/90, David Akers, 55 yds. vs. Dal. - 9/18/11). The 55-yarder was his 2nd 55-yd. FG of the season, and tied for the 2nd longest of his career (57 yds. vs. NE - 9/14/03 and 55 yds. vs. Dal. - 9/18/11).
- Connected on a 52-yd. FG in the 2nd qtr. at Was. (11/6), his 4th 50+ yd. FG of the season in as many attempts. Akers became the first 49ers kicker in franchise history to make four 50+ yd. FGs in a season.
- Made 4-of-4 FGs vs. NYG (11/13), including a 52-yd. FG in the 2nd qtr.
- Tied the franchise record for most FGAs in a game with 6 vs. Arz. (11/20).
- Connected on a 52-yd. FG in the 3rd qtr. at Bal. (11/24), marking his 6th 50+ yd. FG of the season. Akers became the only kicker through Week 12 in the NFL to be perfect from 50+ yds. (min. 4 atts.).
- Connected on 4-of-4 of FGs vs. StL (12/4), giving him 32 made FGs on the season. He became the all-time leader for the most FGs in a single season in franchise history, passing K Jeff Wilkins (30 FGs in 1996).
- Akers became the 49ers all-time leader in FG attempts (42) in a single-season at Arz. (12/11), passing K Mike Cofer (38 FGs attempted in 1988). He also set single-season career-highs in FGs made (36) and FGs attempted (42).
- Tied his 2nd most points in a single season with 143 vs. Pit. (12/19) after connecting on 2-of-2 FGs and 2 PATs. His 143 total points this season set a new single-season franchise record. WR Jerry Rice previously held the record with 138 points in 1987.
- Connected on 4 FGs on the day at Sea. (12/24), giving him 42 made FGs, a new NFL record (Arz. K Neil Rackers hit 40 FGs in 2005).
- Made a pair of FGs and all 4 PATs, giving him 166 points on the season at StL (1/1/12). His 166 pts. scored set the NFL record for most points scored in a single season with no TDs. On a FG attempt, he took the direct snap and connected with WR Michael Crabtree for a 14-yd. TD. This marked Akers' first career TD pass.

// GOLDMINE

- A vocal leader on and off the field, it didn't take Akers long to fit in with the 49ers. "I've seen a lot of leadership from David in the locker room," said 49ers head coach Jim Harbaugh. "I knew he was a great guy and a high-character guy, but I didn't anticipate what kind of a leader he was and what kind of impact he'd have on our team. I don't know if I've ever seen a kicker be as much of a leader as David has been. He's just an interesting guy. He works, he loves his family, he trains dogs. There's a lot to him. He takes the time and works to get to know the other players on the team. I can't say enough about him. A class act all the way."
- In Nov. 2010, "David Akers Kicks for Kids" held a comedy and magic show charity event at the Kimmel Center's Pealman Theatre in Phi. Former Eagles teammate Jon Dorenbos, America's Got Talent star Michael Grasso and other comedians/magicians contributed to the event. Proceeds benefited The Children's Hospital of Philadelphia.
- In 1997-98, Akers worked as a substitute teacher at Westport Middle School in Louisville between stints with Carolina and Atlanta. After being released by Washington in 1998, he returned to Atlanta because his wife, Erika, had found a job with Lucent Technologies. David then picked up a part-time job as a waiter at Longhorn Steakhouse in Lawrenceville, GA, until signing with the Eagles on 1/11/99.

- Akers founded Kicks for Kids in 2001, to provide assistance to the patients and their families at The Children's Hospital of Philadelphia. "David's Locker" program directly assists families with unexpected emergency needs such as medical supplies, meals, clothing, utilities, mass transit and cab vouchers. KFK helps fund the staffing at The Little Rock Resource Center at CHOP, which helps the blind and visually impaired. "I have been visiting CHOP once a week since my rookie season," said Akers. "Over the years, I have seen so many families struggling to care for their sick children and I want to help them in any way I can." For more information visit

DavidAkersKicksForKids.org.

AKERS' GAME-BY-GAME

2011

| Date | Opp | W/L | Pts | XP-XPA | FG-FGA | Kick-By-Kick |
|---------------|--------|-----|------------|--------------|--------------|---------------------------|
| Sep 11 | Sea | W | 15 | 3-3 | 4-4 | 27, 24, 31, 18 |
| Sep 18 | Dal | L | 6 | 3-3 | 1-1 | 55 |
| Sep 25 | at Cin | W | 7 | 1-1 | 2-2 | 23, 53 |
| Oct 2 | at Phi | W | 6 | 3-3 | 1-3 | 44N, 37, 45B |
| Oct 9 | TB | W | 12 | 6-6 | 2-2 | 37, 27 |
| Oct 16 | at Det | W | 11 | 2-2 | 3-3 | 55, 31, 37 |
| Oct 30 | Cle | W | 8 | 2-2 | 2-2 | 29, 26 |
| Nov 6 | at Was | W | 13 | 1-1 | 4-4 | 52, 34, 45, 20 |
| Nov 13 | NYG | W | 13 | 1-1 | 4-4 | 36, 52, 39, 28 |
| Nov 20 | Arz | W | 11 | 2-2 | 3-6 | 46B, 49N, 22, 43, 30B, 29 |
| Nov 24 | at Bal | L | 6 | 0-0 | 2-2 | 45, 52 |
| Dec 4 | StL | W | 14 | 2-2 | 4-4 | 36, 19, 28, 34 |
| Dec 11 | at Arz | L | 13 | 1-1 | 4-5 | 46, 22, 50N, 27, 22 |
| Dec 19 | Pit | W | 8 | 2-2 | 2-2 | 22, 38 |
| Dec 24 | at Sea | W | 13 | 1-1 | 4-5 | 52N, 53, 29, 44, 39 |
| Jan 1 | at StL | W | 10 | 4-4 | 2-3 | 48N, 36, 42 |
| TOTALS | | | 166 | 34-34 | 44-52 | Long: 55 |

2011 Postseason

| Date | Opp | W/L | Pts | XP-XPA | FG-FGA | Kick-By-Kick |
|---------------|-----|-----|-----------|------------|------------|-------------------|
| Jan 14 | NO | W | 12 | 3-3 | 3-3 | 25, 41, 37 |
| Jan 22 | NYG | | | | | |
| TOTALS | | | 12 | 3-3 | 3-3 | 25, 41, 37 |

Special Teams Tackles: 1

AKERS' ADDITIONAL STATISTICS

Additional Statistics:

Special Teams Tackles - 36: 1999 (3), 2000 (3), 2001 (6), 2002 (7), 2003 (6), 2004 (2), 2006 (2), 2007 (2), 2008 (1), 2009 (2), 2010 (1), 2011 (1)

Passing - 2-2-25-0-1 TD; 2006 (1-1-11-0-0 TD); 2007 (1-1-14-0-1 TD)

Milestones:

NFL Debut: vs. Sea. (9/20/1998); **First FG:** at Mia. (10/24/1999); **100th FG Made:** vs. NO (11/23/03); **200th FG Made:** at Dal. (9/15/08); **300th FG Made:** at Cin. (9/25/11); **First PAT:** at Sea. (9/20/1998); **100th PAT Made:** vs. Arz. (1/17/02); **200th PAT Made:** at StL (12/27/04); **300th PAT Made:** vs. NYG (12/9/08); **500th Career Point:** vs. NYG (9/12/04); **1,000th Career Point:** vs. Arz. (11/27/08)

AKERS' CAREER HIGHS

Most Field Goals: 5 at Dal. (11/18/01)

Most Field Goal Attempts: 6 (2 times) Last vs. Arz. (11/20/11)

Longest Field Goal: 57 yds. vs. NE (9/14/03)

Most PATs: 8 (2 times) Last at Was. (11/15/10)

Most PAT Attempts: 8 (2 times) Last at Was. (11/15/10)

Most Points: 18 at Dal. (11/18/01)



AKERS' CAREER NFL STATISTICS

| YEAR | TEAM | G | XP | XPA | PCT | FG | FGA | PCT | BLK | LG | PTS |
|---------------|------|------------|------------|------------|-------------|------------|------------|-------------|-----------|-----------|--------------|
| 1998 | WAS | 1 | 2 | 2 | 100.0 | 0 | 2 | 0.0 | 0 | 0 | 2 |
| 1999 | PHI | 16 | 2 | 2 | 100.0 | 3 | 6 | 50.0 | 0 | 53 | 11 |
| 2000 | PHI | 16 | 34 | 36 | 94.4 | 29 | 33 | 87.9 | 1 | 51 | 121 |
| 2001 | PHI | 16 | 37 | 38 | 97.4 | 26 | 31 | 83.9 | 1 | 50 | 115 |
| 2002 | PHI | 16 | 43 | 43 | 100.0 | 30 | 34 | 88.2 | 0 | 51 | 133 |
| 2003 | PHI | 16 | 42 | 42 | 100.0 | 24 | 29 | 82.8 | 1 | 57 | 114 |
| 2004 | PHI | 16 | 41 | 42 | 97.6 | 27 | 32 | 84.4 | 1 | 51 | 122 |
| 2005 | PHI | 12 | 23 | 23 | 100.0 | 16 | 22 | 72.7 | 0 | 50 | 71 |
| 2006 | PHI | 16 | 48 | 48 | 100.0 | 18 | 23 | 78.3 | 0 | 47 | 102 |
| 2007 | PHI | 16 | 36 | 36 | 100.0 | 24 | 32 | 75.0 | 0 | 53 | 108 |
| 2008 | PHI | 16 | 45 | 45 | 100.0 | 33 | 40 | 82.5 | 3 | 51 | 144 |
| 2009 | PHI | 16 | 43 | 45 | 95.6 | 32 | 37 | 86.5 | 3 | 52 | 139 |
| 2010 | PHI | 16 | 47 | 47 | 100.0 | 32 | 38 | 84.2 | 1 | 50 | 143 |
| 2011 | SF | 16 | 34 | 34 | 100.0 | 44 | 52 | 84.6 | 3 | 55 | 166 |
| TOTALS | | 204 | 473 | 479 | 98.7 | 336 | 408 | 82.4 | 14 | 57 | 1,491 |

PLAYOFFS

| YEAR | TEAM | G | XP | XPA | PCT | FG | FGA | PCT | BLK | LG | PTS |
|---------------|------|-----------|-----------|-----------|-------------|-----------|-----------|-------------|----------|-----------|------------|
| 2000 | PHI | 2 | 4 | 4 | 100.0 | 1 | 3 | 33.3 | 0 | 28 | 7 |
| 2001 | PHI | 3 | 10 | 10 | 100.0 | 6 | 6 | 100.0 | 0 | 46 | 28 |
| 2002 | PHI | 2 | 3 | 3 | 100.0 | 3 | 4 | 75.0 | 0 | 39 | 12 |
| 2003 | PHI | 2 | 2 | 2 | 100.0 | 3 | 4 | 75.0 | 0 | 41 | 11 |
| 2004 | PHI | 3 | 9 | 9 | 100.0 | 4 | 4 | 100.0 | 0 | 34 | 21 |
| 2006 | PHI | 2 | 5 | 5 | 100.0 | 4 | 4 | 100.0 | 0 | 48 | 17 |
| 2008 | PHI | 3 | 5 | 6 | 83.3 | 9 | 10 | 90.0 | 0 | 51 | 32 |
| 2009 | PHI | 1 | 2 | 2 | 100.0 | 0 | 0 | 0.0 | 0 | 0 | 2 |
| 2010 | PHI | 1 | 1 | 1 | 100.0 | 1 | 3 | 33.3 | 0 | 29 | 4 |
| 2011 | SF | 1 | 3 | 3 | 100.0 | 3 | 3 | 100.0 | 0 | 41 | 12 |
| TOTALS | | 20 | 44 | 45 | 97.7 | 34 | 41 | 82.9 | 0 | 51 | 146 |

AKERS' CAREER FIELD GOAL STATISTICS

| YEAR | TEAM | 1-19 | PCT | 20-29 | PCT | 30-39 | PCT | 40-49 | PCT | 50+ | PCT | TOT |
|---------------|------|------------|--------------|----------------|-------------|----------------|-------------|---------------|-------------|--------------|-------------|----------------|
| 1998 | WAS | 0/0 | 0.0 | 0/0 | 0.0 | 0/0 | 0.0 | 0/2 | 0.0 | 0/0 | 0.0 | 0/2 |
| 1999 | PHI | 0/0 | 0.0 | 0/0 | 0.0 | 0/0 | 0.0 | 2/3 | 66.7 | 1/3 | 33.3 | 3/6 |
| 2000 | PHI | 1/1 | 100.0 | 6/6 | 100.0 | 14/15 | 93.3 | 7/10 | 70.0 | 1/1 | 100.0 | 29/33 |
| 2001 | PHI | 1/1 | 100.0 | 9/9 | 100.0 | 7/8 | 87.5 | 7/10 | 70.0 | 2/3 | 66.7 | 26/31 |
| 2002 | PHI | 0/0 | 0.0 | 9/9 | 100.0 | 14/16 | 87.5 | 6/7 | 85.7 | 1/2 | 50.0 | 30/34 |
| 2003 | PHI | 0/0 | 0.0 | 9/9 | 100.0 | 7/7 | 100.0 | 6/10 | 60.0 | 2/3 | 66.7 | 24/29 |
| 2004 | PHI | 0/0 | 0.0 | 4/4 | 100.0 | 6/7 | 85.7 | 15/18 | 83.3 | 2/3 | 66.7 | 27/32 |
| 2005 | PHI | 0/0 | 0.0 | 3/3 | 100.0 | 7/8 | 87.5 | 5/9 | 55.6 | 1/2 | 50.0 | 16/22 |
| 2006 | PHI | 0/0 | 0/0 | 9/10 | 90.0 | 3/5 | 60.0 | 6/8 | 75.0 | 0/0 | 0.0 | 18/23 |
| 2007 | PHI | 0/0 | 0/0 | 12/12 | 100.0 | 10/10 | 100.0 | 1/6 | 16.7 | 1/4 | 25.0 | 24/32 |
| 2008 | PHI | 2/2 | 100.0 | 11/11 | 100.0 | 10/12 | 83.3 | 8/10 | 80.0 | 2/5 | 40.0 | 33/40 |
| 2009 | PHI | 1/1 | 100.0 | 11/11 | 100.0 | 8/9 | 88.9 | 11/13 | 84.6 | 1/3 | 33.3 | 32/37 |
| 2010 | PHI | 0/0 | 0.0 | 12/12 | 100.0 | 10/12 | 83.3 | 9/11 | 81.8 | 1/3 | 33.3 | 32/38 |
| 2011 | SF | 2/2 | 100.0 | 16/16 | 100.0 | 13/14 | 92.9 | 6/11 | 54.5 | 7/9 | 77.8 | 44/52 |
| TOTALS | | 7/7 | 100.0 | 111/112 | 99.1 | 109/123 | 88.6 | 89/128 | 69.5 | 22/41 | 53.7 | 338/411 |

PLAYOFFS

| YEAR | TEAM | 1-19 | PCT | 20-29 | PCT | 30-39 | PCT | 40-49 | PCT | 50+ | PCT | TOT |
|---------------|------|------------|--------------|--------------|--------------|--------------|-------------|-------------|-------------|------------|-------------|--------------|
| 2000 | PHI | 0/0 | 0.0 | 1/1 | 100.0 | 0/2 | 0.0 | 0/0 | 0.0 | 0/0 | 0.0 | 1/3 |
| 2001 | PHI | 0/0 | 0.0 | 2/2 | 100.0 | 1/1 | 100.0 | 3/3 | 100.0 | 0/0 | 0.0 | 6/6 |
| 2002 | PHI | 0/0 | 0.0 | 0/0 | 0.0 | 3/3 | 100.0 | 0/0 | 0.0 | 0/1 | 0.0 | 3/4 |
| 2003 | PHI | 0/0 | 0.0 | 0/0 | 0.0 | 2/3 | 66.7 | 1/1 | 100.0 | 0/0 | 0.0 | 3/4 |
| 2004 | PHI | 0/0 | 0.0 | 2/2 | 100.0 | 2/2 | 100.0 | 0/0 | 0.0 | 0/0 | 0.0 | 4/4 |
| 2006 | PHI | 1/1 | 100.0 | 1/1 | 100.0 | 1/1 | 100.0 | 1/1 | 100.0 | 0/0 | 0.0 | 4/4 |
| 2008 | PHI | 0/0 | 0.0 | 2/2 | 100.0 | 3/3 | 100.0 | 3/4 | 75.0 | 1/1 | 100.0 | 9/10 |
| 2009 | PHI | 0/0 | 0.0 | 0/0 | 0.0 | 0/0 | 0.0 | 0/0 | 0.0 | 0/0 | 0.0 | 0/0 |
| 2010 | PHI | 0/0 | 0.0 | 1/1 | 100.0 | 0/1 | 0.0 | 0/1 | 0.0 | 0/0 | 0.0 | 1/3 |
| 2011 | SF | 0/0 | 0.0 | 1/1 | 100.0 | 1/1 | 100.0 | 1/1 | 100.0 | 0/0 | 0.0 | 3/3 |
| TOTALS | | 1/1 | 100.0 | 10/10 | 100/0 | 13/17 | 76.5 | 9/11 | 81.8 | 1/2 | 50.0 | 34/41 |



// TRANSACTIONS

Originally signed as an undrafted free agent with Car. on 4/25/97... Released by Car. on 8/19/97...Signed by Atl. on 4/28/98...Released by Atl. on 8/25/98...Signed to Was. practice squad on 9/1/98...Promoted to Was. active roster on 9/15/98...Released by Was. on 9/22/98... Signed by Phi. on 1/11/99...Re-signed with Phi. on 8/21/01...Re-signed with Phi. on 11/7/05...Signed a three-year deal with SF on 7/31/11.

// AWARDS & HONORS

- 2000:** NFC Special Teams Player of the Month (November), NFC Special Teams Player of the Week (Week 7 & Week 11)
- 2001:** NFC Pro Bowl, First-Team All-Pro by AP, *Sports Illustrated* and *The Sporting News*, NFC Special Teams Player of the Week (Week 3)
- 2002:** NFC Pro Bowl
- 2003:** NFC Special Teams Player of the Week (Week 4 & Week 13)
- 2004:** NFC Pro Bowl, AP Second-Team All-Pro, *Pro Football Weekly* All-NFC, NFC Special Teams Player of the Week (Week 4)
- 2005:** NFC Special Teams Player of the Week (Week 12)
- 2007:** NFC Special Teams Player of the Month (October)
- 2009:** NFC Pro Bowl, NFC Special Teams Player of the Month (November)
- 2010:** NFC Pro Bowl, First-Team All-Pro by *The Sporting News*, AP Second-Team All-Pro, NFC Special Teams Player of the Month (November)

// 2010 (PHILADELPHIA)

- Earned his fifth Pro Bowl nomination after leading all NFL kickers in points (143), while ranking third in field goals (32) and tying for third in touchbacks (a career-high 23). Also earned All-Pro honors from *The Sporting News* and second-team All-Pro accolades from the Associated Press.
- His 143 points and 32 field goals both ranked as the second-best single-season outputs in Philadelphia's history. Akers previously set the franchise records in points (144) and field goals (33) in 2008.
- Surpassed 100 points for the 10th time in his career and the fifth year in a row.
- Executed a critical onside kick midway through the fourth quarter at NYG (12/19), which was recovered by WR Riley Cooper and was part of an epic comeback victory.
- His streak of seven consecutive games (10/24 - 12/12) with at least 10-or-more points marked the longest of his career.
- Played in his 184th game as an Eagle vs. Hou. (12/2), surpassing Brian Dawkins for the franchise record for most games played.
- Earned NFC Special Teams Player of the Month honors in November after leading all kickers in field goals (13-14), while connecting on all 13 PAT attempts. It was the fourth such honor of his career, tying Randall Cunningham (1985-95) and Donovan McNabb (1999-09) for most in team history.
- Had a perfect three-for-three game at Dal. (12/12), while nailing a season-best 50-yard field goal.
- Connected on 4 field goals in back-to-back games (4/4 - 11/28 at Chi. and 4/5 - 11/21 NYG), marking the 17th and 18th time he has done so in his career and the third and fourth time in 2010.
- Tied a career high with 8 PATs at Was. (11/15).
- Went 4/4 on field goals in back-to-back games (11/7 vs. Ind. and 10/24 at Ten.), marking the second time in his career he has accomplished that feat. Also tallied a career-high five touchbacks at Ten. (10/24).

// 2009 (PHILADELPHIA)

- Earned his fourth Pro Bowl nomination after finishing the season t-1st in the NFL in total FGs (32), second in points (139) and 3rd in 40-plus yard field goals (12).
- His 139 points and 32 FGs were the second-highest single-season outputs in Eagles history (he had 144 points and 33 FGs in 2008).
- Connected on all three field goals vs. Den. (12/27), including his second game-winning FG of the season, a 28 yarder with four seconds remaining in the fourth quarter.
- Made 17 consecutive field goals, tying the longest streak in his career (a team record 17 in 2001).
- Earned NFC Special Teams Player of the Month honors in November after connecting on all 13 field goal attempts, including four from 40-plus yards, and 11 of 12 extra point attempts.
- Went 4/4 on field goals vs. Was. (11/29), including a game-winning 32 yarder with 1:48 remaining in the fourth quarter.
- With kicks of 45, 48 and 52 yards vs. Dal (11/8), notched his second-game of the season with three 40-plus FGs.

// 2008 (PHILADELPHIA)

- Led the NFC with 144 total points and set franchise records with 33 field goals and 144 points.
- Set a new career high in touchbacks with 17, the most by an Eagle since Roger Ruzek booted 17 in 1992.
- Nailed 15 consecutive FGs from 10/12-12/7, tying the 2nd-longest streak in Eagles history with his own streak set in 2004 and behind his franchise-record 17 (2001).
- Set an NFL record by connecting on 19 consecutive postseason FGs before ending his streak in the NFC Championship game at Arz. (1/18). He had last missed on 1/11/04 vs. GB.
- Tied a team record by connecting on all four of his field goal attempts (43, 51, 31, 45) in a playoff win (NFC-WC) at Min. (1/4). His 51-yarder was the longest in Eagles postseason history.
- Went 3-3 on field goals and tied a career-high with 3 touchbacks on kickoffs in a win vs. Cle. (12/15).
- Played in his 150th-career game vs. NYG (11/9), becoming the longest tenured kicker in franchise history.
- Went 4-for-5 including a 38-yarder in the 4th quarter to put the Eagles ahead for good in a win at SF (10/12). His 16 points were the 3rd-most of his career.
- Had a perfect three-for-three game at Dal. (9/15) while booting the 200th FG of his career, a 44-yarder in the 1st quarter.

// 2007 (PHILADELPHIA)

- Passed Bobby Walston (881 pts.) to become the Eagles all-time leading scorer after nailing a 21-yard FG at Dal. (12/16).
- Was a perfect 22/22 on FG attempts inside 40 yards.
- Earned NFC Special Teams Player of the Month honors for October after leading the NFC in points (31).
- Kicked a 53-yard FG at NYG (9/30), which tied his 2nd longest career FG (10/24/99 at Mia.) and also tied for the 4th-longest FG in Eagles history.
- Set a career high in PATs attempts and made, going 8-for-8 vs. Det. (9/23).



// 2006 (PHILADELPHIA)

- His 48 PATs tied for the 2nd-best total in Eagles history behind Cliff Patton's 50 in 1948.
- Nailed a game-winning 38-yard FG as time expired in the NFC Wild Card playoff game vs. NYG (1/7/07). According to the Elias Sports Bureau, it was only the third 4th quarter walk-off FG in NFL postseason history. The others were by Matt Bahr of the Giants (42 yards against the 49ers in an NFC title game in January 1991) and Adam Vinatieri of the Patriots (48 yards against the Rams in Super Bowl 36). Earlier in the game, booted a 48-yard FG, the longest in team postseason history.
- Nailed the go-ahead, 25-yard FG with 3:13 left to play in the 4th quarter vs. Car. (12/4/06).
- Scored the 20,000th point in Eagles history on a PAT following a Hank Baskett TD catch vs. Dal. (10/8/06).

// 2005 (PHILADELPHIA)

- Kicked a season-long, game-tying 50-yard FG with 1:52 left to play in regulation to send the game into OT vs. NYG (12/11/05).
- Was four-for-four on FG attempts with a long of 44 and totaled a season-high 13 point vs. GB (11/27/05).
- In his 100th NFL game vs. Oak. (9/25/05), suffered a slight tear of his hamstring on the opening kickoff. Returned to the game in 2nd half, played through extreme pain, kicked two PATs and delivered a game-winning 23-yard field goal with :09 left to play.

// 2004 (PHILADELPHIA)

- Selected to his third Pro Bowl in 2004, as he led the NFC in scoring (122 points) and FGs (27). Also led the Eagles in special teams production points (188) and connected on 15 consecutive FGs.
- Named Eagles co-special teams MVP (like Reese), 2nd team All-Pro by the AP, and All-NFC by Pro Football Weekly in 2004.
- With 17 FGs of 40 yards-or-more in 2004, set a then NFL record previously held by Ryan Longwell (2000) and Cary Blanchard (1996). His total was surpassed by the Cardinals Neil Rackers (19 in 2005). His total broke the former Eagles record set by Paul McFadden (13) in 1984.
- Posted 44 points in four games in October of 2004 (eight PATs and 12 of 14 on FGs). Single-handedly outscored the Bears, 13-9, and Panthers, 12-8, in consecutive weeks. Nailed three FGs and knocked four-of-five KOs into the end zone (three touchbacks) vs. Bal.
- Nailed a game-winning 50-yard FG in OT at Cle. (10/24/04). The kick was the longest overtime FG in team history.
- Connected on three FGs and added 12 pts. vs. Car. (10/17/04). Also converted a surprise on-sides kick to start the second half, which was recovered by LB Jeremiah Trotter.
- With wind gusts of up to 25 mph, connected on four-of-six FG atts. (51, 42, 42, 40) at Chi. (10/3/04) and became the first player in team history to connect on four FGs of at least 40 yards in a game and the first NFL kicker to accomplish that feat since Morten Andersen (9/3/00).

// 2003 (PHILADELPHIA)

- Connected on GW FG in OT during NFC Divisional playoff game vs. GB (1/11/04). Also nailed a 37-yard FG with :05 remaining to send the game into OT.
- Was four-for-four on FG attempts in consecutive games vs. NO (11/23/03) & at Car. (11/30). It also marked the first back-to-back four-FG games of his career.

// 2002 (PHILADELPHIA)

- Earned his second consecutive Pro Bowl selection.
- Ranked 2nd in the NFC in scoring among kickers (3rd overall) with a career-high and team record 133 points. His 30 FGs tied a career-high and tied Paul McFadden's team record.
- Earned All-NFL honors from the AP, The Sporting News, College and Pro Football Weekly, and Football Digest. Also was an all-NFC selection by Pro Football Weekly.
- Went three-for-three on FG attempts vs. Dal. (9/22/02), five-for-five on PATs and took a pitch from Koy Detmer on a fake field goal and raced 10 yards for a first down.
- Converted his fourth successful onside kick and the third 1st qtr. onside kick of his career at Ten. (9/8/02).

// 2001 (PHILADELPHIA)

- Earned his first career Pro Bowl berth following the 2001 season in which he tied for 5th in the NFL in scoring with 115 points. Also earned first-team all-NFL honors from the AP, Sports Illustrated, and The Sporting News.
- In the NFC Divisional playoff at Chi. (1/19/02), totaled 15 points (four FGs, three PATs), then the 2nd highest total in NFL playoff history. Hit club record 46 yarders at Chi. and at StL (1/27/02) in the NFC Championship.
- Nailed game-winning, 35-yard FG with :07 remaining in week 16 of 2001 vs. NYG (12/30/01) as the Eagles claimed their first NFC East Division title since 1988.

// 2000 (PHILADELPHIA)

- In his first full year as a NFL kicker, made his first 12 field goals of the season to set an Eagles team record. He also ranked 5th in the NFL in points (121) to break the team record at the time of 116 set by Paul McFadden in 1984.
- Selected as the Eagles special teams MVP and as the first alternate to the NFC Pro Bowl squad in 2000 (behind TB K Martin Gramatica).
- Nailed three game-winning FGs in November to earn NFC Special Teams POM honors.
- In 2000 opener at Dal. (9/3) executed an onside kick which set up the Eagles first score. Opened the 11/29/01 game at KC with another onside kick.

**// 1999 (PHILADELPHIA)**

- Earned a spot on the 53-man roster and served as the club's kickoff and long field goal specialist as 18-year vet Norm Johnson handled the regular kicking duties. He replaced an injured Johnson (back) as the primary kicker vs. Ind. (11/21).
- Played for the Berlin Thunder of NFL Europe. He contracted salmonella poisoning late in the season and lost 30 pounds prior to his first training camp with the Eagles.

// 1998 (WASHINGTON)

- Played in first NFL game as a Redskin vs. Sea. (9/20/98) after Scott Blanton was waived.

// COLLEGE

Finished his four-year career at Louisville ranked 2nd on the school's all-time scoring list with 219 points, including a school-record 36 FGs. As a junior, kicked a career-long 51-yard FG vs. Texas A&M.

// PERSONAL

- He and his wife, Erika, have two sons, Luke and Sawyer, and a daughter, Halley.
- A regular visitor to the pits and garages at NASCAR races, Akers aspires one day to own and/or drive in a lower level NASCAR circuit.
- Caddied at Valhalla Golf Club, the home of the 2008 Ryder Cup, in Louisville, KY, for four years in college. Frequently caddied for Louisville Cardinals men's basketball coach Rick Pitino.
- Attended Bates Creek HS in Lexington, KY, where he was twice named first-team all-state as a kicker and once as a punter with a 40.7-yard average.
- Was an avid trumpet player during his youth.
- Full name: David Roy Akers.

// INJURY REPORT

2005: Suffered a torn hamstring vs. Oak. (9/25) and was inactive for the next four games.



AKERS' GAME-BY-GAME

1998 (Washington)

| Date | Opp | W/L | Pts | XP-XPA | FG-FGA | Kick-By-Kick |
|---------------------------------|--------|-----|----------|------------|------------|-----------------|
| Sep 6 | at NYG | | | | | PRACTICE SQUAD |
| Sep 14 | SF | | | | | PRACTICE SQUAD |
| SIGNED TO ACTIVE ROSTER ON 9/15 | | | | | | |
| Sep 20 | at Sea | L | 2 | 2-2 | 0-2 | 48N, 49N |
| RELEASED BY WAS. ON 9/22 | | | | | | |
| TOTALS | | | 2 | 2-2 | 0-2 | Long: 44 |

1999 (Philadelphia)

| Date | Opp | W/L | Pts | XP-XPA | FG-FGA | Kick-By-Kick |
|---------------|--------|-----|-----------|------------|------------|-----------------|
| Sep 12 | Arz | L | 0 | 0-0 | 0-0 | |
| Sep 19 | TB | L | 0 | 0-0 | 0-0 | |
| Sep 26 | at Buf | L | 0 | 0-0 | 0-0 | |
| Oct 3 | at NYG | L | 0 | 0-0 | 0-0 | |
| Oct 10 | Dal | W | 0 | 0-0 | 0-0 | |
| Oct 17 | at Chi | W | 0 | 0-0 | 0-0 | |
| Oct 24 | at Mia | L | 3 | 0-0 | 1-1 | 53 |
| Oct 31 | NYG | L | 0 | 0-0 | 0-1 | 59N |
| Nov 7 | at Car | L | 0 | 0-0 | 0-0 | |
| Nov 14 | Was | W | 0 | 0-0 | 0-0 | |
| Nov 21 | Ind | L | 5 | 2-2 | 1-1 | 48 |
| Nov 28 | at Was | L | 0 | 0-0 | 0-1 | 47N |
| Dec 5 | at Arz | L | 0 | 0-0 | 0-0 | |
| Dec 12 | at Dal | L | 0 | 0-0 | 0-0 | |
| Dec 19 | NE | W | 0 | 0-0 | 0-1 | 51N |
| Jan 2 | StL | W | 3 | 0-0 | 1-1 | 46 |
| TOTALS | | | 11 | 2-2 | 3-6 | Long: 53 |

2000 (Philadelphia)

| Date | Opp | W/L | Pts | XP-XPA | FG-FGA | Kick-By-Kick |
|---------------|--------|-----|------------|--------------|--------------|---------------------|
| Sep 3 | at Dal | W | 11 | 5-5 | 2-2 | 33, 37 |
| Sep 10 | NYG | L | 6 | 0-1 | 2-2 | 33, 29 |
| Sep 17 | at GB | L | 3 | 0-0 | 1-1 | 43 |
| Sep 24 | at NO | W | 3 | 3-3 | 0-0 | |
| Oct 1 | Atl | W | 12 | 3-3 | 3-3 | 39, 38, 19 |
| Oct 8 | Was | L | 2 | 2-2 | 0-0 | |
| Oct 15 | at Arz | W | 9 | 3-4 | 2-2 | 31, 29 |
| Oct 22 | Chi | W | 7 | 1-1 | 2-2 | 51, 29 |
| Oct 29 | at NYG | L | 1 | 1-1 | 0-1 | 48N |
| Nov 5 | Dal | W | 10 | 1-1 | 3-4 | 40N, 34, 34, 32 |
| Nov 12 | at Pit | W | 14 | 2-2 | 4-5 | 26, 45, 38N, 42, 42 |
| Nov 19 | Arz | W | 10 | 4-4 | 2-2 | 38, 46 |
| Nov 26 | at Was | W | 11 | 2-2 | 3-3 | 27, 33, 30 |
| Dec 3 | Ten | L | 7 | 1-1 | 2-2 | 23, 40 |
| Dec 10 | at Cle | W | 5 | 5-5 | 0-0 | |
| Dec 24 | Cin | W | 10 | 1-1 | 3-4 | 32, 45, 41N, 33 |
| TOTALS | | | 121 | 34-36 | 29-33 | Long: 51 |

2000 Postseason (Philadelphia)

| Date | Opp | W/L | Pts | XP-XPA | FG-FGA | Kick-By-Kick |
|---------------|--------|-----|----------|------------|------------|-----------------|
| Dec 31 | TB | W | 3 | 3-3 | 0-1 | 36N |
| Jan 7 | at NYG | L | 4 | 1-1 | 1-2 | 28, 30N |
| TOTALS | | | 7 | 4-4 | 1-3 | Long: 28 |

2001 (Philadelphia)

| Date | Opp | W/L | Pts | XP-XPA | FG-FGA | Kick-By-Kick |
|---------------|--------|-----|------------|--------------|--------------|--------------------|
| Sep 9 | StL | L | 5 | 2-2 | 1-1 | 50 |
| Sep 23 | at Sea | W | 9 | 3-3 | 2-3 | 48, 49N, 21 |
| Sep 30 | Dal | W | 10 | 4-5 | 2-2 | 40, 19 |
| Oct 7 | Arz | L | 8 | 2-2 | 2-2 | 42, 28 |
| Oct 22 | at NYG | W | 4 | 1-1 | 1-2 | 44N, 25 |
| Oct 28 | Oak | L | 4 | 1-1 | 1-1 | 34 |
| Nov 4 | at Arz | W | 3 | 3-3 | 0-0 | |
| Nov 11 | Min | W | 12 | 6-6 | 2-2 | 36, 21 |
| Nov 18 | at Dal | W | 18 | 3-3 | 5-5 | 24, 46, 26, 28, 30 |
| Nov 25 | Was | L | 3 | 0-0 | 1-1 | 49 |
| Nov 29 | at Kan | W | 11 | 2-2 | 3-3 | 24, 33, 38 |
| Dec 9 | SD | W | 6 | 3-3 | 1-1 | 37 |
| Dec 16 | at Was | W | 8 | 2-2 | 2-2 | 40, 50 |
| Dec 22 | at SF | L | 3 | 0-0 | 1-1 | 20 |
| Dec 30 | NYG | W | 6 | 3-3 | 1-2 | 43N, 35 |
| Jan 6 | at TB | W | 5 | 2-2 | 1-3 | 34N, 47, 50N |
| TOTALS | | | 115 | 37-38 | 26-31 | Long: 50 |

2001 Postseason (Philadelphia)

| Date | Opp | W/L | Pts | XP-XPA | FG-FGA | Kick-By-Kick |
|---------------|--------|-----|-----------|--------------|------------|------------------|
| Jan 12 | TB | W | 7 | 4-4 | 1-1 | 26 |
| Jan 19 | at Chi | W | 15 | 3-3 | 4-4 | 34, 23, 40, 46 |
| Jan 27 | at StL | L | 6 | 3-3 | 1-1 | 46 |
| TOTALS | | | 28 | 10-10 | 6-6 | Long: 246 |

2002 (Philadelphia)

| Date | Opp | W/L | Pts | XP-XPA | FG-FGA | Kick-By-Kick |
|---------------|--------|-----|------------|--------------|--------------|-----------------|
| Sep 8 | at Ten | L | 6 | 3-3 | 1-1 | 30 |
| Sep 16 | at Was | W | 13 | 4-4 | 3-3 | 22, 40, 47 |
| Sep 22 | Dal | W | 14 | 5-5 | 3-3 | 51, 20, 32 |
| Sep 29 | Hou | W | 9 | 3-3 | 2-2 | 25, 41 |
| Oct 6 | at Jax | L | 5 | 2-2 | 1-1 | 31 |
| Oct 20 | TB | W | 8 | 2-2 | 2-2 | 30, 36 |
| Oct 28 | NYG | W | 9 | 0-0 | 3-4 | 50N, 27, 36, 35 |
| Nov 3 | at Chi | W | 13 | 1-1 | 4-4 | 23, 36, 27, 22 |
| Nov 10 | Ind | L | 7 | 1-1 | 2-2 | 34, 20 |
| Nov 17 | Arz | W | 8 | 5-5 | 1-1 | 34 |
| Nov 25 | at SF | W | 8 | 5-5 | 1-2 | 48N, 43 |
| Dec 1 | StL | W | 4 | 1-1 | 1-1 | 31 |
| Dec 8 | at Sea | W | 9 | 3-3 | 2-3 | 33, 40, 39N |
| Dec 15 | Was | W | 10 | 4-4 | 2-2 | 28, 45 |
| Dec 21 | at Dal | W | 9 | 3-3 | 2-2 | 32, 39 |
| Dec 28 | at NYG | L | 1 | 1-1 | 0-1 | 35N |
| TOTALS | | | 133 | 43-43 | 30-34 | Long: 51 |

2002 Postseason (Philadelphia)

| Date | Opp | W/L | Pts | XP-XPA | FG-FGA | Kick-By-Kick |
|---------------|-----|-----|-----------|------------|------------|-----------------|
| Jan 11 | Atl | W | 8 | 2-2 | 2-3 | 34, 39, 51N |
| Jan 19 | TB | L | 4 | 1-1 | 1-1 | 30 |
| TOTALS | | | 12 | 3-3 | 3-4 | Long: 39 |



AKERS' GAME-BY-GAME

2003 (Philadelphia)

| Date | Opp | W/L | Pts | XP-XPA | FG-FGA | Kick-By-Kick |
|---------------|--------|-----|------------|--------------|--------------|-----------------|
| Sep 8 | TB | L | 0 | 0-0 | 0-0 | |
| Sep 14 | NE | L | 4 | 1-1 | 1-1 | 57 |
| Sep 28 | at Buf | W | 11 | 2-2 | 3-3 | 26, 34, 22 |
| Oct 5 | Was | W | 9 | 3-3 | 2-2 | 52, 36 |
| Oct 12 | at Dal | L | 3 | 3-3 | 0-0 | |
| Oct 19 | at NYG | W | 2 | 2-2 | 0-0 | |
| Oct 26 | NYJ | W | 6 | 3-3 | 1-2 | 55N, 30 |
| Nov 2 | at Atl | W | 11 | 2-2 | 3-4 | 21, 25, 41B, 40 |
| Nov 10 | at GB | W | 5 | 2-2 | 1-2 | 47N, 21 |
| Nov 16 | NYG | W | 4 | 4-4 | 0-0 | |
| Nov 23 | NO | W | 15 | 3-3 | 4-4 | 36, 41, 42, 33 |
| Nov 30 | at Car | W | 13 | 1-1 | 4-4 | 35, 48, 38, 29 |
| Dec 7 | Dal | W | 10 | 4-4 | 2-2 | 22, 21 |
| Dec 15 | at Mia | W | 10 | 4-4 | 2-2 | 46, 42 |
| Dec 21 | SF | L | 4 | 4-4 | 0-2 | 42N, 47N |
| Dec 27 | at Was | W | 7 | 4-4 | 1-1 | 26 |
| TOTALS | | | 114 | 42-42 | 24-29 | Long: 57 |

2005 (Philadelphia)

| Date | Opp | W/L | Pts | XP-XPA | FG-FGA | Kick-By-Kick |
|---------------|--------|-----|-----------|--------------|--------------|----------------------|
| Sep 12 | at Atl | L | 4 | 1-1 | 1-3 | 49N, 49N, 44 |
| Sep 18 | SF | W | 5 | 5-5 | 0-1 | 43N |
| Sep 25 | Oak | W | 5 | 2-2 | 1-1 | 23 |
| Oct 2 | at KC | W | | | | INACTIVE (Hamstring) |
| Oct 9 | at Dal | L | | | | INACTIVE (Hamstring) |
| Oct 23 | SD | W | | | | INACTIVE (Hamstring) |
| Oct 30 | at Den | L | | | | INACTIVE (Hamstring) |
| Nov 6 | at Was | L | 4 | 1-1 | 1-1 | 34 |
| Nov 14 | Dal | L | 8 | 2-2 | 2-3 | 48, 20, 60N |
| Nov 20 | at NYG | L | 5 | 2-2 | 1-2 | 20, 38N |
| Nov 27 | GB | W | 13 | 1-1 | 4-4 | 44, 38, 37, 33 |
| Dec 5 | Sea | L | 0 | 0-0 | 0-0 | |
| Dec 11 | NYG | L | 11 | 2-2 | 3-4 | 42, 49N, 36, 50 |
| Dec 18 | at StL | W | 5 | 2-2 | 1-1 | 31 |
| Dec 24 | at Arz | L | 3 | 3-3 | 0-0 | |
| Jan 1 | Was | L | 8 | 2-2 | 2-2 | 49, 35 |
| TOTALS | | | 71 | 23-23 | 16-22 | Long: 50 |

2003 Postseason (Philadelphia)

| Date | Opp | W/L | Pts | XP-XPA | FG-FGA | Kick-By-Kick |
|---------------|-----|-----|-----------|------------|------------|-----------------|
| Jan 11 | GB | W | 8 | 2-2 | 2-3 | 33N, 37, 31 |
| Jan 18 | Car | L | 3 | 0-0 | 1-1 | 41 |
| TOTALS | | | 11 | 2-2 | 3-4 | Long: 41 |

2006 (Philadelphia)

| Date | Opp | W/L | Pts | XP-XPA | FG-FGA | Kick-By-Kick |
|---------------|--------|-----|------------|--------------|--------------|-----------------|
| Sep 10 | at Hou | W | 6 | 3-3 | 1-1 | 42 |
| Sep 17 | NYG | L | 6 | 3-3 | 1-2 | 49N, 37 |
| Sep 24 | at SF | W | 8 | 5-5 | 1-2 | 21, 39N |
| Oct 2 | GB | W | 7 | 4-4 | 1-1 | 40 |
| Oct 8 | Dal | W | 8 | 5-5 | 1-1 | 27 |
| Oct 15 | at NO | L | 6 | 3-3 | 1-1 | 47 |
| Oct 22 | at TB | L | 3 | 3-3 | 0-0 | |
| Oct 29 | Jax | L | 6 | 0-0 | 2-2 | 25, 28 |
| Nov 12 | Was | W | 9 | 3-3 | 2-2 | 37, 25 |
| Nov 19 | Ten | L | 7 | 1-1 | 2-2 | 42, 38 |
| Nov 26 | at Ind | L | 3 | 3-3 | 0-1 | 36N |
| Dec 4 | Car | W | 9 | 3-3 | 2-2 | 28, 25 |
| Dec 10 | at Was | W | 3 | 3-3 | 0-0 | |
| Dec 17 | at NYG | W | 4 | 4-4 | 0-1 | 48N |
| Dec 25 | at Dal | W | 11 | 2-2 | 3-3 | 25, 45, 21 |
| Dec 31 | Atl | W | 6 | 3-3 | 1-2 | 41, 23N |
| TOTALS | | | 102 | 48-48 | 18-23 | Long: 47 |

2004 (Philadelphia)

| Date | Opp | W/L | Pts | XP-XPA | FG-FGA | Kick-By-Kick |
|---------------|--------|-----|------------|--------------|--------------|--------------------------|
| Sep 12 | NYG | W | 7 | 4-4 | 1-2 | 45, 53N |
| Sep 20 | Min | W | 9 | 3-3 | 2-2 | 37, 47 |
| Sep 26 | at Det | W | 12 | 3-3 | 3-3 | 26, 47, 39 |
| Oct 3 | at Chi | W | 13 | 1-1 | 4-6 | 51, 42, 42, 40, 39N, 45N |
| Oct 17 | Car | W | 12 | 3-3 | 3-3 | 48, 34, 43 |
| Oct 24 | at Cle | W | 10 | 4-4 | 2-2 | 38, 50 |
| Oct 31 | Bal | W | 9 | 0-0 | 3-3 | 20, 41, 43 |
| Nov 7 | at Pit | L | 3 | 0-0 | 1-1 | 33 |
| Nov 15 | at Dal | W | 7 | 7-7 | 0-0 | |
| Nov 21 | Was | W | 4 | 4-4 | 0-0 | |
| Nov 28 | at NYG | W | 9 | 3-3 | 2-2 | 47, 42 |
| Dec 5 | GB | W | 17 | 5-5 | 4-4 | 22, 45, 47, 22 |
| Dec 12 | at Was | W | 5 | 2-2 | 1-2 | 48N, 38 |
| Dec 19 | Dal | W | 0 | 0-1 | 0-0 | |
| Dec 27 | at StL | L | 1 | 1-1 | 0-0 | |
| Jan 2 | Cin | L | 4 | 1-1 | 1-2 | 45N, 46 |
| TOTALS | | | 122 | 41-42 | 27-32 | Long: 51 |

2006 Postseason (Philadelphia)

| Date | Opp | W/L | Pts | XP-XPA | FG-FGA | Kick-By-Kick |
|---------------|-------|-----|-----------|------------|------------|-----------------|
| Jan 7 | NYG | W | 11 | 2-2 | 3-3 | 19, 48, 38 |
| Jan 13 | at NO | L | 6 | 3-3 | 1-1 | 24 |
| TOTALS | | | 17 | 5-5 | 4-4 | Long: 48 |

2004 Postseason (Philadelphia)

| Date | Opp | W/L | Pts | XP-XPA | FG-FGA | Kick-By-Kick |
|---------------|-----|-----|-----------|------------|------------|-----------------|
| Jan 16 | Min | W | 9 | 3-3 | 2-2 | 21, 23 |
| Jan 23 | Atl | W | 9 | 3-3 | 2-2 | 31, 34 |
| Feb 6 | NE | L | 3 | 3-3 | 0-0 | |
| TOTALS | | | 21 | 9-9 | 4-4 | Long: 34 |

2007 (Philadelphia)

| Date | Opp | W/L | Pts | XP-XPA | FG-FGA | Kick-By-Kick |
|---------------|--------|-----|------------|--------------|--------------|----------------------|
| Sep 9 | at GB | L | 7 | 1-1 | 2-2 | 33, 47 |
| Sep 17 | Was | L | 12 | 0-0 | 4-4 | 24, 39, 26, 22 |
| Sep 23 | Det | W | 8 | 8-8 | 0-0 | |
| Sep 30 | at NYG | L | 3 | 0-0 | 1-2 | 42N, 53 |
| Oct 14 | at NYJ | W | 10 | 1-1 | 3-5 | 22, 41N, 41N, 31, 25 |
| Oct 21 | Chi | L | 10 | 1-1 | 3-3 | 24, 33, 37 |
| Oct 28 | at Min | W | 11 | 2-2 | 3-4 | 20, 59N, 27, 25 |
| Nov 4 | Dal | L | 5 | 2-2 | 1-1 | 26 |
| Nov 11 | at Was | W | 3 | 3-3 | 0-1 | 53N |
| Nov 18 | Mia | W | 5 | 2-2 | 1-1 | 34 |
| Nov 25 | at NE | L | 4 | 4-4 | 0-0 | |
| Dec 2 | Sea | L | 6 | 3-3 | 1-2 | 31, 48N |
| Dec 9 | NYG | L | 7 | 1-1 | 2-3 | 29, 39, 57N |
| Dec 16 | at Dal | W | 4 | 1-1 | 1-2 | 47N, 21 |
| Dec 23 | at NO | W | 8 | 5-5 | 1-1 | 24 |
| Dec 30 | Buf | W | 5 | 2-2 | 1-1 | 38 |
| TOTALS | | | 108 | 36-36 | 24-32 | Long: 53 |



AKERS' GAME-BY-GAME

2008 (Philadelphia)

| Date | Opp | W/L | Pts | XP-XPA | FG-FGA | Kick-By-Kick |
|---------------|--------|-----|------------|--------------|--------------|---------------------|
| Sep 7 | StL | W | 8 | 5-5 | 1-1 | 23 |
| Sep 15 | at Dal | L | 13 | 4-4 | 3-3 | 34, 44, 22 |
| Sep 21 | Pit | W | 7 | 1-1 | 2-2 | 31, 31 |
| Sep 28 | at Chi | L | 8 | 2-2 | 2-4 | 50N, 47N, 24, 31 |
| Oct 5 | Was | L | 5 | 2-2 | 1-2 | 50N, 23 |
| Oct 12 | at SF | W | 16 | 4-4 | 4-5 | 19, 54B, 38, 25, 28 |
| Oct 26 | Atl | W | 9 | 3-3 | 2-2 | 36, 18 |
| Nov 2 | at Sea | W | 14 | 2-2 | 4-4 | 40, 24, 42, 39 |
| Nov 9 | NYG | L | 7 | 4-4 | 1-1 | 29 |
| Nov 16 | at Cin | T | 7 | 1-1 | 2-2 | 42, 27 |
| Nov 23 | at Bal | L | 1 | 1-1 | 0-0 | |
| Nov 27 | Ariz | W | 12 | 6-6 | 2-2 | 42, 41 |
| Dec 7 | at NYG | W | 8 | 2-2 | 2-4 | 51, 32B, 34B, 34 |
| Dec 15 | Cle | W | 12 | 3-3 | 3-3 | 24, 34, 34 |
| Dec 21 | at Was | L | 3 | 0-0 | 1-1 | 22 |
| Dec 28 | Dal | W | 14 | 5-5 | 3-4 | 40, 50, 41, 40N |
| TOTALS | | | 144 | 45-45 | 33-40 | Long: 51 |

2008 Postseason (Philadelphia)

| Date | Opp | W/L | Pts | XP-XPA | FG-FGA | Kick-By-Kick |
|---------------|--------|-----|-----------|------------|------------|-----------------|
| Jan 4 | at Min | W | 14 | 2-2 | 4-4 | 43, 51, 31, 45 |
| Jan 11 | at NYG | W | 11 | 2-2 | 3-3 | 25, 35, 20 |
| Jan 18 | at Arz | L | 7 | 1-2 | 2-3 | 45, 47N, 33 |
| TOTALS | | | 21 | 9-9 | 4-4 | Long: 34 |

2009 (Philadelphia)

| Date | Opp | W/L | Pts | XP-XPA | FG-FGA | Kick-By-Kick |
|---------------|--------|-----|------------|--------------|--------------|----------------------|
| Sep 13 | at Car | W | 8 | 5-5 | 1-2 | 49, 51B |
| Sep 20 | NO | L | 8 | 2-2 | 2-2 | 23, 32 |
| Sep 27 | KC | W | 10 | 4-4 | 2-2 | 29, 38 |
| Oct 11 | TB | W | 7 | 4-4 | 1-1 | 44 |
| Oct 18 | at Oak | L | 9 | 0-0 | 3-5 | 43N, 45, 43, 47N, 45 |
| Oct 26 | at Was | W | 9 | 3-3 | 2-2 | 47, 44 |
| Nov 1 | NYG | W | 10 | 4-5 | 2-2 | 30, 35 |
| Nov 8 | Dal | L | 10 | 1-1 | 3-3 | 45, 48, 52 |
| Nov 15 | at SD | L | 11 | 2-2 | 3-3 | 18, 25, 25 |
| Nov 22 | at Chi | W | 6 | 3-3 | 1-1 | 25 |
| Nov 29 | Was | W | 13 | 1-1 | 4-4 | 29, 24, 41, 32 |
| Dec 6 | at Atl | W | 10 | 4-4 | 2-3 | 33, 39N, 33 |
| Dec 13 | at NYG | W | 7 | 4-5 | 1-1 | 20 |
| Dec 20 | SF | W | 9 | 3-3 | 2-2 | 22, 26 |
| Dec 27 | Den | W | 12 | 3-3 | 3-3 | 39, 45, 28 |
| Jan 3 | at Dal | L | 0 | 0-0 | 0-1 | 53N |
| TOTALS | | | 139 | 43-45 | 32-37 | Long: 52 |

2009 Postseason (Philadelphia)

| Date | Opp | W/L | Pts | XP-XPA | FG-FGA | Kick-By-Kick |
|---------------|--------|-----|----------|------------|------------|--------------|
| Jan 9 | at Dal | L | 2 | 2-2 | 0-0 | |
| TOTALS | | | 2 | 2-2 | 0-0 | |

2010 (Philadelphia)

| Date | Opp | W/L | Pts | XP-XPA | FG-FGA | Kick-By-Kick |
|---------------|--------|-----|------------|--------------|--------------|---------------------|
| Sep 12 | GB | L | 8 | 2-2 | 2-2 | 45, 24 |
| Sep 19 | at Det | W | 5 | 5-5 | 0-0 | |
| Sep 26 | at Jax | W | 4 | 4-4 | 0-0 | |
| Oct 3 | Was | L | 6 | 0-0 | 2-2 | 49, 23 |
| Oct 10 | at SF | W | 9 | 3-3 | 2-3 | 33, 53, 45 |
| Oct 17 | Atl | W | 7 | 4-4 | 1-4 | 37N, 47N, 37N, 30 |
| Oct 24 | at Ten | L | 13 | 1-1 | 4-4 | 25, 46, 46, 28 |
| Nov 7 | Ind | W | 14 | 2-2 | 4-4 | 22, 21, 31, 44 |
| Nov 15 | at Was | W | 11 | 8-8 | 1-1 | 48 |
| Nov 21 | NYG | W | 13 | 1-1 | 4-5 | 38, 24, 42B, 28, 30 |
| Nov 28 | at Chi | L | 14 | 2-2 | 4-4 | 45, 36, 22, 36 |
| Dec 2 | Hou | W | 10 | 4-4 | 2-2 | 36, 22 |
| Dec 12 | at Dal | W | 12 | 3-3 | 3-3 | 39, 50, 28 |
| Dec 19 | at NYG | W | 8 | 5-5 | 1-1 | 34 |
| Dec 28 | Min | L | 2 | 2-2 | 0-1 | 54N |
| Jan 2 | Dal | L | 7 | 1-1 | 2-2 | 43, 22 |
| TOTALS | | | 143 | 47-47 | 32-38 | Long: 50 |

2010 Postseason (Philadelphia)

| Date | Opp | W/L | Pts | XP-XPA | FG-FGA | Kick-By-Kick |
|---------------|-----|-----|----------|------------|------------|-----------------|
| Jan 9 | GB | L | 4 | 1-1 | 1-3 | 41N, 29, 34N |
| TOTALS | | | 4 | 1-1 | 1-3 | Long: 29 |



DONTAVIA BOGAN

| WIDE RECEIVER



6-1 | 188 | SOUTH FLORIDA | ROOKIE | BORN 10.6.88 | THOMASVILLE, GA
ACQUIRED FA IN '11 | THOMAS COUNTY CENTRAL HS, THOMASVILLE, GA

Dontavia Bogan joined the 49ers as an undrafted free agent out of the University of South Florida. A threat at both receiver and in the return game, Bogan finished his career at USF ranked 2nd in school history in career rec. yds. (1,534) and 3rd in career return yds. (1,598). He suffered a knee injury during training camp and was placed on Injured Reserve on 8/7.

// TRANSACTIONS

Originally signed as an undrafted free agent by SF on 7/27/11...
Placed on Injured Reserve on 8/7/11 (knee).

// COLLEGE

Saw action in 49 games (23 starts) for the Bulls and posted 107 re-cepts. for 1,534 yds. and 12 TDs during his career, while adding 69 KORs for 1,598 yds. Played in 13 games (12 starts) as a senior, recording 47 catches for 685 yds. and a career-high 6 TDs. Appeared in 13 games (10 starts) as a junior and posted 22 catches for 306 yds. and 4 TDs, while also recording 770 yds. on 36 returns as the primary kick returner. In 2008, played in all 13 games (1 start) and tallied 26 recepts. for 354 yds. and 1 TD. As a true freshman, appeared in 11 games and registered 12 catches for 190 yds. and 1 TD.

// PERSONAL

- Attended Thomas County Central (Thomasville, GA) HS, where he starred at WR and FS.
- Named Region I-AAAA Defensive Player of the Year.
- Born Dontavia Raphael Bogan (10/6/88) in Thomasville, GA.
- Majored in criminology.

// INJURY REPORT

2011: Suffered a knee injury during training camp and was placed on Injured Reserve on 8/7.



75

ALEX BOONE

| TACKLE



6-8 | 300 | OHIO ST. | 2ND YEAR | BORN 5.4.87 | LAKEWOOD, OH
ACQUIRED FA IN '09 | ST. EDWARD HS, CLEVELAND, OH

Alex Boone reached a significant milestone in his career when he took the field in the team's season-finale against the Arizona Cardinals in 2010. The game marked his first regular season action as a pro, which was an achievement many would have felt far-fetched two years ago. Boone was originally signed as a rookie free agent by the 49ers in 2009 and spent his entire rookie season on the team's practice squad. When Boone reported to mini-camp the following year, he had lost 40 pounds of fat and replaced it with 25 pounds of lean muscle. He competed at both right and left tackle, and eventually proved his worth as he earned a spot on the 53-man roster.

// GOLDMINE

- During the 2009 offseason, Alex returned home to Lakewood, OH, where he began working out with former NFL O-lineman LeCharles Bentley. With Bentley's help and guidance, Alex is now in the best shape of his life, dropping 40 pounds before putting 25 pounds of muscle back on. "LeCharles helped me realize what it takes to be successful in the NFL," Alex said. "He has helped me with my footwork, my initial burst and my quickness. I know I'll be ready for whatever the coaches throw at me this season."
- Alex was featured in NFL.com's "On The Fringe" series in 2010, which highlighted lesser-known players as they battled for roster spots.

// 2011 AWARDS & HONORS

- Madden Most Valuable Protectors Award (Week 5)

// 2011 HIGHLIGHTS

- Has entered each game in short-yardage situations, as well as contributed on special teams.
- Boone and the offensive line were awarded the Madden Most Valuable Protectors Award for Week 5. They helped the 49ers offense rush for 213 yds. on the ground while not allowing a sack vs. TB (10/9), marking the first time since 12/14/06 at Sea. that the team rushed for over 200 yds. and did not allow a sack.
- Supported the 49ers offense in rushing for 203 yds. at Det. (10/16), marking the first time the team has rushed for over 200 yds. in back-to-back games (10/9 vs. TB, 213 yds.) since 12/6/98 at Car. (236 yds.) and 12/14/98 vs. Det. (328 yds.).
- Aided the 49ers offense in reaching 253 yds. in the 1st half vs. Cle. (10/30), which is the most net yds. gained by the 49ers in the 1st half and 2nd highest total in either half this season (10/2 - 289 yds. at Phi.).
- Contributed on the offensive line vs. Arz. (11/20). Helped the 49ers offense hold the ball for 44:16 while not allowing a sack, marking the highest time of possession for the team since 11/3/02 at Oak. (44:33 - 49ers 23, Raiders 20).
- Replaced T Joe Staley at LT after Staley was sidelined with a head injury at Arz. (12/11).
- Boone and the offensive line prevented QB Alex Smith from getting sacked in 20-3 win on MNF vs. Pit. (12/19).

BOONE'S CAREER STATISTICS

GAMES/STARTS – 17/0; 2010 (1/0); 2011 (16/0)

POSTSEASON GAMES/STARTS – 1/0; 2011 (1/0); 2011 (16/0)

Milestones:

NFL Debut: vs. Arz. (1/2/11)

**// TRANSACTIONS**

Signed as a rookie free agent by SF on 4/30/09...Waived by SF on 9/3/09...Signed to the practice squad by SF on 9/6/09...Signed by SF to reserve/future contract on 1/6/10.

// 2010

- Was inactive Weeks 1-16.
- Made his NFL debut vs. Arz. (1/2/11), entering the game at left tackle in the second half.

// 2009

- Spent the entire season on the 49ers practice squad.

// COLLEGE

A two-time All-Big Ten selection during his four-year career at Ohio State, played in 46 games (35 starts). Started 22 games at LT for the Buckeyes, earning All-America honors as a senior.


// PERSONAL

- A two-time All-Ohio selection, was a three-year starter at St. Edward (OH) HS. Also competed in shot put and discus and played basketball for one year.
- His uncle, Ed, played football at Penn State.
- Enjoys hunting and playing golf.
- Born Alex Boone on 5/4/87 in Lakewood, OH.
- Majored in history.



NaVORRO BOWMAN

| LINEBACKER



6-0 | 242 | PENN ST. | 2ND YEAR | BORN 5.28.88 | DISTRICT HEIGHTS, MD
 ACQUIRED D-3 IN '10 | SUITLAND HS, FORESTVILLE, MD

Talent, hustle, toughness and determination are all attributes 49ers linebacker NaVorro Bowman displayed during his first two seasons in the NFL. In 2011, Bowman was a rock in the middle of the defense, leading the team with 173 tackles and was named AP First-Team All Pro. Growing up in a crime and drug-infested neighborhood, Bowman relied on sports and a strong support system to keep him pointed in the right direction.

- Recorded his first career sack at Sea. (12/24) after taking down QB Tarvaris Jackson for a 4-yd. loss in the 2nd qtr. Led the team in tackles with 13 for the second straight week.
- Took down QB Kellen Clemens for a 7-yd. loss in the 4th qtr. when the Rams were threatening to tie the game with 2:46 remaining at StL (1/1/12). Bowman notched a sack in back-to-back games (12/24 at Sea.) for the first time in his career. Made a team-high 11 tackles and posted 1 PD.

// 2011 AWARDS & HONORS

- AP First-Team All-Pro
- Defensive Player of the Year by *Dallas Morning News'* Rick Gosselin
- All-Pro Team by *Dallas Morning News'* Rick Gosselin
- USA Football All-Fundamentals Team
- Mid-Season All-Pro by *Sports Illustrated's* Peter King
- Mid-Season All-Pro by *Pro Football Weekly's* Eric Edholm

// 2011 POSTSEASON HIGHLIGHTS

- Led team in tackles with 14 in NFC Divisional Playoff Game vs. NO (1/14).

// 2011 HIGHLIGHTS

- In 2011, led the team in tackles in 2011 with 173. He hit double-figures in tackles 11 times, recovered three fumbles and posted 2 sacks.
- Recorded 12 tackles vs. Dal. (9/18).
- Led the team in total tackles (13) at Cin. (9/25), including 3 special teams stops.
- Registered first career FR in 2nd qtr. at Phi. (10/2) when the 49ers defense was faced with a 3rd down at their own 1-yd.
- Tallied a career-high 17 stops at Det. (10/16), one PD and a special teams tackle.
- Led team in tackles (10) and special teams tackles (3) vs. Cle. (10/30).
- Registered 9 tackles, 2 PDs and 1 FR at Was. (11/6). Recovered a loose ball in the 4th qtr. after LB Patrick Willis stripped the ball from WR Terrence Austin.
- Tied his career-high 17 tackles vs. NYG (11/13), which also led the team. Also recorded 1 special teams and 1 TFL.
- Picked up his third career FR and first on special teams vs. Arz. (11/20) after LB Tavares Gooden stripped the ball away from Cardinals CB Patrick Peterson on a punt return.
- Led team in tackles with 12 stops at Bal. (11/24).
- Posted a team-high 14 tackles on MNF vs. Pit. (12/19).

// GOLDMINE

- NaVorro was born and raised just outside of Washington D.C. in a high crime area. It was a tough environment to avoid, but sports became his outlet and a means for not giving into the streets and drugs. "My parents had been with me since day one. Also, having a support system like my high school coach - he really let me know early on that I had something special and I shouldn't mess it up."

BOWMAN'S GAME-BY-GAME

| 2011 | | | | | | | | | | | | | | | |
|---------------|--------|-----|-----|--------------|------------|-----------|-----------|------------|-------------|----------|----------|----------|----------|----------|----------|
| Date | Opp | W/L | P/S | Tot | Sol | Ast | Sk | Yds | Int | Yds | PD | FF | FR | Yds | |
| Sep 11 | Sea | W | 1/1 | 10 | 2 | 8 | 0.0 | 0.0 | 0 | 0 | 0 | 0 | 0 | 0 | |
| Sep 18 | Dal | L | 1/1 | 12 | 4 | 8 | 0.0 | 0.0 | 0 | 0 | 1 | 0 | 0 | 0 | |
| Sep 25 | at Cin | W | 1/1 | 13 | 7 | 6 | 0.0 | 0.0 | 0 | 0 | 0 | 0 | 0 | 0 | |
| Oct 2 | at Phi | W | 1/1 | 6 | 5 | 1 | 0.0 | 0.0 | 0 | 0 | 1 | 0 | 1 | 0 | |
| Oct 9 | TB | W | 1/1 | 10 | 4 | 6 | 0.0 | 0.0 | 0 | 0 | 0 | 0 | 0 | 0 | |
| Oct 16 | at Det | W | 1/1 | 17 | 6 | 11 | 0.0 | 0.0 | 0 | 0 | 1 | 0 | 0 | 0 | |
| Oct 30 | Cle | W | 1/1 | 10 | 7 | 3 | 0.0 | 0.0 | 0 | 0 | 1 | 0 | 0 | 0 | |
| Nov 6 | at Was | W | 1/1 | 9 | 7 | 2 | 0.0 | 0.0 | 0 | 0 | 2 | 0 | 1 | 0 | |
| Nov 13 | NYG | W | 1/1 | 17 | 8 | 9 | 0.0 | 0.0 | 0 | 0 | 0 | 0 | 0 | 0 | |
| Nov 20 | Arz | W | 1/1 | 5 | 3 | 2 | 0.0 | 0.0 | 0 | 0 | 1 | 0 | 1 | 0 | |
| Nov 24 | at Bal | L | 1/1 | 12 | 4 | 8 | 0.0 | 0.0 | 0 | 0 | 0 | 0 | 0 | 0 | |
| Dec 4 | StL | W | 1/1 | 7 | 4 | 3 | 0.0 | 0.0 | 0 | 0 | 0 | 0 | 0 | 0 | |
| Dec 11 | at Arz | L | 1/1 | 7 | 2 | 5 | 0.0 | 0.0 | 0 | 0 | 0 | 0 | 0 | 0 | |
| Dec 19 | Pit | W | 1/1 | 14 | 5 | 9 | 0.0 | 0.0 | 0 | 0 | 0 | 0 | 0 | 0 | |
| Dec 24 | at Sea | W | 1/1 | 13 | 7 | 6 | 1.0 | 4.0 | 0 | 0 | 0 | 0 | 0 | 0 | |
| Jan 1 | at StL | W | 1/1 | 11 | 6 | 5 | 1.0 | 7.0 | 0 | 0 | 1 | 0 | 0 | 0 | |
| TOTALS | | | | 16/16 | 173 | 81 | 92 | 2.0 | 11.0 | 0 | 0 | 8 | 0 | 3 | 0 |

| 2011 Postseason | | | | | | | | | | | | | | | |
|-----------------|-----|-----|-----|------------|-----------|----------|----------|------------|------------|----------|----------|----------|----------|----------|----------|
| Date | Opp | W/L | P/S | Tot | Sol | Ast | Sk | Yds | Int | Yds | PD | FF | FR | Yds | |
| Jan 14 | NO | W | 1/1 | 14 | 7 | 7 | 0.0 | 0.0 | 0 | 0 | 0 | 0 | 0 | 0 | |
| Jan 22 | NYG | | | | | | | | | | | | | | |
| TOTALS | | | | 1/1 | 14 | 7 | 7 | 0.0 | 0.0 | 0 | 0 | 0 | 0 | 0 | 0 |

Special Teams Tackles: 9 QB Pressures: 8
 TFL: 4 QB Hits: 5



- NaVorro earned his degree in criminal law and justice, and one day would like to use that to help out his hometown. With all of the violence and drugs in District Heights, MD, he believes being from that area will help others listen to him and understand that there are other ways to live life than what they currently know. "That's one of the reasons I got in that field - to open doors and possibly be able to get into a young child's head from my neighborhood."
- Two important and influential people in NaVorro's life recently and abruptly passed away. His father passed away from a blood clot that reached his heart, while his high school coach died in a car accident before Penn State's bowl game in 2009. "Dealing with as much adversity as I have in a short period of time has made me the man I am today. It's made me stay on track and strive to do those things that will possibly help me be successful, not just on the football field, but off the field also."

BOWMAN'S CAREER STATISTICS

| YEAR | TEAM | GP | GS | TACKLES | | | | | INTERCEPTIONS | | | | | FUMBLES | | | |
|---------------|------|-----------|-----------|------------|------------|------------|------------|-------------|---------------|----------|----------|----------|----------|----------|----------|----------|---|
| | | | | TOT | SOL | AST | SACKS | YDS | INT | YDS | LG | TD | PD | FF | FR | YDS | |
| 2010 | SF | 16 | 1 | 35 | 22 | 13 | 0.0 | 0.0 | 0 | 0 | 0 | 0 | 0 | 0 | 0 | 0 | 0 |
| 2011 | SF | 16 | 16 | 173 | 81 | 92 | 2.0 | 11.0 | 0 | 0 | 0 | 0 | 8 | 0 | 3 | 0 | |
| TOTALS | | 32 | 17 | 208 | 103 | 105 | 2.0 | 11.0 | 0 | 0 | 0 | 0 | 8 | 0 | 3 | 0 | |

PLAYOFFS

| YEAR | TEAM | GP | GS | TACKLES | | | | | INTERCEPTIONS | | | | | FUMBLES | | |
|---------------|------|----------|----------|-----------|----------|----------|------------|------------|---------------|----------|----------|----------|----------|----------|----------|----------|
| | | | | TOT | SOL | AST | SACKS | YDS | INT | YDS | LG | TD | PD | FF | FR | YDS |
| 2011 | SF | 1 | 1 | 14 | 7 | 7 | 0.0 | 0.0 | 0 | 0 | 0 | 0 | 0 | 0 | 0 | 0 |
| TOTALS | | 1 | 1 | 14 | 7 | 7 | 0.0 | 0.0 | 0 | 0 | 0 | 0 | 0 | 0 | 0 | 0 |

Additional Statistics:

Special Teams Tackles – 35: 2010 (26), 2011 (9)
QB Hits – 6: 2010 (3), 2011 (3)
QB Pressures – 9: 2010 (3), 2011 (6)
TFL – 5: 2010 (3), 2011 (2)

BOWMAN'S CAREER HIGHS

Total Tackles: 17 (2 times) Last vs. NYG (11/13/11)
Solo: 8 (2 times) Last vs. NYG (11/13/11)
Assists: 11 at Det. (10/16/11)
Fumble Recoveries: 1 (3 times) Last vs. Arz. (11/20/11)
Passes Defensed: 2 at Was. (11/6/11)
Sacks: 1 (2 times) Last at StL (1/1/12)



// TRANSACTIONS

Originally a 3rd-round (91st overall) draft choice by SF in 2010.

// 2010

- Ranked 3rd in the NFL with 20 special teams tackles according to NFL game books.
- Saw action at ILB, replacing an injured LB Takeo Spikes (knee contusion) vs. NO (9/20), and posted 6 tackles.
- In his first career start in place of LB Patrick Willis (hand), led the team with a career-high 15 tackles vs. Arz. (1/2/11).

| 2010 SPECIAL TEAMS TACKLES LEADERS | | |
|------------------------------------|------------|--|
| Player | ST Tackles | |
| 1. John Wendling, Det. | 24 | |
| 2. Corey Graham, Chi. | 23 | |
| 3. NaVorrow Bowman, SF | 20 | |
| 4t. C.J. Spillman, SD/SF | 19 | |
| Matt McCoy, Sea. | 19 | |
| Sam Hurd, Dal. | 19 | |
| Tim Shaw, Ten. | 19 | |

*According to NFL Game Books

// COLLEGE

Played in 33 games (21 starts) and totaled 215 tackles, 8.0 sacks, 36 TFLs, 3 FFs, 3 FRs and 3 INTs in his career. Also returned 1 INT and 1 FR for TDs. Earned second-team All-American honors from *The NFL Draft Report*, *The Sporting News*, CBS Sports, *Phil Steele's College Football*, Rvials.com and *Sports Illustrated*, while garnering third-team honors from the Associated Press and *College Football News* as a junior. Started 11 games and was named first-team All-Big Ten after registering 93 tackles, 17 TFLs, 3.0 sacks, 2 INTs and 2 FRs, in 2009. Was a consensus All-Big Ten Conference first-team selection as he led the team in tackles (106), ranked 2nd in TFLs (16.5) and t-3rd in sacks (4.0) in 2008, despite not moving into the starting lineup until the fourth game of the season. Added 2 FFs, 1 FR and 1 INT in his sophomore season. As a redshirt freshman, appeared in 9 contests and tallied 16 tackles and blocked a field goal attempt.

// PERSONAL

- Starred at Suitland (Forestville, MD) HS, where he was selected as the Maryland Defensive POY, first-team all-state, *Washington Post* first-team all-metro and first-team all-conference after registering 165 tackles, 9.0 sacks and 3 FRs, while also rushing for 1,200 yds. and 22 TDs.
- Has a son, NaVorro Jr.
- Born NaVorro R. Bowman (5/28/88) in District Heights, MD.
- Graduated in three years with a degree in crime, law and justice.

BOWMAN'S GAME-BY-GAME

| 2010 | | | | | | | | | | | | | | |
|---------------|--------|-----|-----|-------------|-----------|-----------|-----------|------------|------------|----------|----------|----------|----------|----------|
| Date | Opp | W/L | P/S | Tot | Sol | Ast | Sk | Yds | Int | Yds | PD | FF | FR | Yds |
| Sep 12 | at Sea | L | 1/0 | 0 | 0 | 0 | 0.0 | 0.0 | 0 | 0 | 0 | 0 | 0 | 0 |
| Sep 20 | NO | L | 1/0 | 6 | 2 | 4 | 0.0 | 0.0 | 0 | 0 | 0 | 0 | 0 | 0 |
| Sep 26 | at KC | L | 1/0 | 4 | 3 | 1 | 0.0 | 0.0 | 0 | 0 | 0 | 0 | 0 | 0 |
| Oct 3 | at Atl | L | 1/0 | 1 | 1 | 0 | 0.0 | 0.0 | 0 | 0 | 0 | 0 | 0 | 0 |
| Oct 10 | Phi | L | 1/0 | 1 | 1 | 0 | 0.0 | 0.0 | 0 | 0 | 0 | 0 | 0 | 0 |
| Oct 17 | Oak | W | 1/0 | 0 | 0 | 0 | 0.0 | 0.0 | 0 | 0 | 0 | 0 | 0 | 0 |
| Oct 24 | at Car | L | 1/0 | 3 | 2 | 1 | 0.0 | 0.0 | 0 | 0 | 0 | 0 | 0 | 0 |
| Oct 31 | Den | W | 1/0 | 2 | 2 | 0 | 0.0 | 0.0 | 0 | 0 | 0 | 0 | 0 | 0 |
| Nov 14 | StL | W | 1/0 | 2 | 2 | 0 | 0.0 | 0.0 | 0 | 0 | 0 | 0 | 0 | 0 |
| Nov 21 | TB | L | 1/0 | 0 | 0 | 0 | 0.0 | 0.0 | 0 | 0 | 0 | 0 | 0 | 0 |
| Nov 29 | at Arz | W | 1/0 | 0 | 0 | 0 | 0.0 | 0.0 | 0 | 0 | 0 | 0 | 0 | 0 |
| Dec 5 | at GB | L | 1/0 | 0 | 0 | 0 | 0.0 | 0.0 | 0 | 0 | 0 | 0 | 0 | 0 |
| Dec 12 | Sea | W | 1/0 | 0 | 0 | 0 | 0.0 | 0.0 | 0 | 0 | 0 | 0 | 0 | 0 |
| Dec 16 | at SD | L | 1/0 | 1 | 1 | 0 | 0.0 | 0.0 | 0 | 0 | 0 | 0 | 0 | 0 |
| Dec 26 | at StL | L | 1/0 | 0 | 0 | 0 | 0.0 | 0.0 | 0 | 0 | 0 | 0 | 0 | 0 |
| Jan 2 | Arz | W | 1/1 | 15 | 8 | 7 | 0.0 | 0.0 | 0 | 0 | 0 | 0 | 0 | 0 |
| TOTALS | | | | 16/1 | 35 | 22 | 13 | 0.0 | 0.0 | 0 | 0 | 0 | 0 | 0 |



26

TRAMINE BROCK
| CORNERBACK



5-10 | 197 | BELHAVEN | 2ND YEAR | BORN 8.20.88 | GULFPORT, MS
ACQUIRED FA IN '10 | LONG BEACH SR. HS, LONG BEACH, MS

A quick and physical cornerback, Tramine Brock became the first undrafted rookie free agent to make the 49ers opening day roster since WR Otis Amey in 2005. In 2011, Brock saw extended action on defense, setting a career high with two interceptions. A converted strong safety out of Belhaven University, Brock only played a dozen of snaps at cornerback during his collegiate career, which also included stops at Mississippi Gulf Coast Junior College and the University of Minnesota.

// 2011 HIGHLIGHTS

- Registered his first career INT vs. Sea. (9/11 - QB Tarvaris Jackson), leaping into the air on a hail mary pass to end the 1st half.
- With an INT vs. Dal. (9/18), Brock became the first 49er to register an INT in consecutive games (9/11 vs. Sea.) since CB Dre' Bly (12/20/09 at Phi. and 12/27/09 vs. Det.).

// GOLDMINE

- In February of 2011, Belhaven retired Brock's jersey for his accomplishments on both the collegiate and professional levels. He is the only player in the history of the school's program to have played in the NFL.

// 2011 INJURY REPORT

- Inactive (hand) vs. TB (10/9), at Det. (10/16) and vs. Cle. (10/30).

BROCK'S GAME-BY-GAME

| 2011 | | | | | | | | | | | | | | |
|---------------|--------|-----|-------------|----------|----------|----------|-----------------|------------|----------|-----------|----------|----------|----------|----------|
| Date | Opp | W/L | P/S | Tot | Sol | Ast | Sk | Yds | Int | Yds | PD | FF | FR | Yds |
| Sep 11 | Sea | W | 1/0 | 1 | 1 | 0 | 0.0 | 0.0 | 1 | 0 | 1 | 0 | 0 | 0 |
| Sep 18 | Dal | L | 1/0 | 4 | 4 | 0 | 0.0 | 0.0 | 1 | 18 | 1 | 0 | 0 | 0 |
| Sep 25 | at Cin | W | 1/0 | 0 | 0 | 0 | 0.0 | 0.0 | 0 | 0 | 0 | 0 | 0 | 0 |
| Oct 2 | at Phi | W | 1/0 | 0 | 0 | 0 | 0.0 | 0.0 | 0 | 0 | 0 | 0 | 0 | 0 |
| Oct 9 | TB | W | - | - | - | - | INACTIVE (Hand) | - | - | - | - | - | - | - |
| Oct 16 | at Det | W | - | - | - | - | INACTIVE (Hand) | - | - | - | - | - | - | - |
| Oct 30 | Cle | W | - | - | - | - | INACTIVE (Hand) | - | - | - | - | - | - | - |
| Nov 6 | at Was | W | 1/0 | 0 | 0 | 0 | 0.0 | 0.0 | 0 | 0 | 0 | 0 | 0 | 0 |
| Nov 13 | NYG | W | 1/0 | 0 | 0 | 0 | 0.0 | 0.0 | 0 | 0 | 0 | 0 | 0 | 0 |
| Nov 20 | Arz | W | 1/0 | 0 | 0 | 0 | 0.0 | 0.0 | 0 | 0 | 0 | 0 | 0 | 0 |
| Nov 24 | at Bal | L | 1/0 | 0 | 0 | 0 | 0.0 | 0.0 | 0 | 0 | 0 | 0 | 0 | 0 |
| Dec 4 | StL | W | 1/0 | 0 | 0 | 0 | 0.0 | 0.0 | 0 | 0 | 0 | 0 | 0 | 0 |
| Dec 11 | at Arz | L | 1/0 | 0 | 0 | 0 | 0.0 | 0.0 | 0 | 0 | 0 | 0 | 0 | 0 |
| Dec 19 | Pit | W | - | - | - | - | INACTIVE | - | - | - | - | - | - | - |
| Dec 24 | at Sea | W | - | - | - | - | INACTIVE | - | - | - | - | - | - | - |
| Jan 1 | at StL | W | 1/0 | 0 | 0 | 0 | 0.0 | 0.0 | 0 | 0 | 2 | 0 | 0 | 0 |
| TOTALS | | | 11/0 | 5 | 5 | 0 | 0.0 | 0.0 | 2 | 18 | 4 | 0 | 0 | 0 |

2011 Postseason

| Date | Opp | W/L | P/S | Tot | Sol | Ast | Sk | Yds | Int | Yds | PD | FF | FR | Yds |
|---------------|---------|-----|-----|-----|-----|-----|-----|-----|-----|-----|----|----|----|-----|
| Jan 14 | vs NO | W | 1/0 | 0 | 0 | 0 | 0.0 | 0.0 | 0 | 0 | 0 | 0 | 0 | 0 |
| Jan 22 | vs. NYG | | | | | | | | | | | | | |
| TOTALS | | | | | | | | | | | | | | |

Special Teams Tackles: 2

BROCK'S CAREER STATISTICS

| YEAR | TEAM | GP | GS | TACKLES | | | | | INTERCEPTIONS | | | | | FUMBLES | | | |
|---------------|------|-----------|----------|----------|----------|----------|------------|------------|---------------|-----------|-----------|----------|----------|----------|----------|----------|----------|
| | | | | TOT | SOL | AST | SACKS | YDS | INT | YDS | LG | TD | PD | FF | FR | YDS | |
| 2010 | SF | 3 | 0 | 3 | 3 | 0 | 0.0 | 0.0 | 0 | 0 | 0 | 0 | 0 | 0 | 0 | 0 | 0 |
| 2011 | SF | 11 | 0 | 5 | 5 | 0 | 0.0 | 0.0 | 2 | 18 | 18 | 0 | 3 | 0 | 0 | 0 | 0 |
| TOTALS | | 14 | 0 | 8 | 8 | 0 | 0.0 | 0.0 | 2 | 18 | 18 | 0 | 3 | 0 | 0 | 0 | 0 |

PLAYOFFS

| YEAR | TEAM | GP | GS | TACKLES | | | | | INTERCEPTIONS | | | | | FUMBLES | | | |
|---------------|------|----------|----------|----------|----------|----------|------------|------------|---------------|----------|----------|----------|----------|----------|----------|----------|----------|
| | | | | TOT | SOL | AST | SACKS | YDS | INT | YDS | LG | TD | PD | FF | FR | YDS | |
| 2011 | SF | 1 | 0 | 0 | 0 | 0 | 0.0 | 0.0 | 0 | 0 | 0 | 0 | 0 | 0 | 0 | 0 | 0 |
| TOTALS | | 1 | 0 | 0 | 0 | 0 | 0.0 | 0.0 | 0 | 0 | 0 | 0 | 0 | 0 | 0 | 0 | 0 |

Additional Statistics:

Special Teams Tackles – 5: 2010 (3), 2011 (2)

Milestones:

NFL Debut: vs. Den. (10/31/10)

BROCK'S CAREER HIGHS

Total Tackles: 4 vs. Dal. (9/18/11)

Solo: 4 vs. Dal. (9/18/11)

Interceptions: 1 (2 times) Last vs. Dal. (9/18/11)

Interception Yards: 18 vs. Dal. (9/18/11)

Passes Defensed: 2 at StL (1/1/12)



// TRANSACTIONS

Originally signed by SF as an undrafted rookie FA on 4/26/10... Waived by SF 9/14/10...Signed to the practice squad by SF on 9/15/10...Signed to active roster by SF on 9/20/10...Waived by SF on 10/12/10...Signed to the practice squad by SF on 10/14/10...Re-signed to active roster by SF on 10/27/10.

// 2010

- Made his NFL debut vs. Den. (10/31).
- Saw extended action at defensive back in season finale vs. Arz. (1/2), posting 3 tackles.

// COLLEGE

Played at one of the nation's top junior college programs, Mississippi Gulf Coast, helping the Bulldogs to a perfect 12-0 record and a share of the NJCAA National Championship as a sophomore. Totaled 72 tackles, 7 INTs and 2 FFs in 17 games at MGC. Spent his junior season at Minnesota, totaling 73 tackles, 6 PDs, 1 INT, 3 FFs and 1 FR, before transferring to Belhaven. In 11 games as a senior at Belhaven, posted 51 tackles, 13.5 TFLs, 2.5 sacks, 6 INTs, 10 PDs and 1 FR, while also returning 29 kicks for 505 yds.

// PERSONAL

- Attended Long Beach (MS) Senior HS.
- Son of Marsha Gardner.
- Born Tramaine Brock (8/20/88) in Gulfport, MS.

// INJURY REPORT

2011: Inactive vs. TB (10/9) with a hand injury.

BROCK'S GAME-BY-GAME

| 2010 | | | | | | | | | | | | | | |
|---------------|--------|-----|------------|----------|----------|----------|----------------|------------|----------|----------|----------|----------|----------|----------|
| Date | Opp | W/L | P/S | Tot | Sol | Ast | Sk | Yds | Int | Yds | PD | FF | FR | Yds |
| Sep 12 | at Sea | L | - | - | - | - | INACTIVE | - | - | - | - | - | - | - |
| Sep 20 | NO | L | - | - | - | - | INACTIVE | - | - | - | - | - | - | - |
| Sep 26 | at KC | L | - | - | - | - | INACTIVE | - | - | - | - | - | - | - |
| Oct 3 | at Atl | L | - | - | - | - | INACTIVE | - | - | - | - | - | - | - |
| Oct 10 | Phi | L | - | - | - | - | INACTIVE | - | - | - | - | - | - | - |
| Oct 17 | Oak | W | - | - | - | - | PRACTICE SQUAD | - | - | - | - | - | - | - |
| Oct 24 | at Car | L | - | - | - | - | PRACTICE SQUAD | - | - | - | - | - | - | - |
| Oct 31 | Den | W | 1/0 | 0 | 0 | 0 | 0.0 | 0.0 | 0 | 0 | 0 | 0 | 0 | 0 |
| Nov 14 | StL | W | - | - | - | - | INACTIVE | - | - | - | - | - | - | - |
| Nov 21 | TB | L | - | - | - | - | INACTIVE | - | - | - | - | - | - | - |
| Nov 29 | at Arz | W | - | - | - | - | INACTIVE | - | - | - | - | - | - | - |
| Dec 5 | at GB | L | 1/0 | 0 | 0 | 0 | 0.0 | 0.0 | 0 | 0 | 0 | 0 | 0 | 0 |
| Dec 12 | Sea | W | - | - | - | - | INACTIVE | - | - | - | - | - | - | - |
| Dec 16 | at SD | L | - | - | - | - | INACTIVE | - | - | - | - | - | - | - |
| Dec 26 | at StL | L | - | - | - | - | INACTIVE | - | - | - | - | - | - | - |
| Jan 2 | Arz | W | 1/0 | 3 | 3 | 0 | 0.0 | 0.0 | 0 | 0 | 0 | 0 | 0 | 0 |
| TOTALS | | | 3/0 | 3 | 3 | 0 | 0.0 | 0.0 | 0 | 0 | 0 | 0 | 0 | 0 |



55

AHMAD BROOKS
| LINEBACKER



6-3 | 259 | VIRGINIA | 6TH YEAR | BORN 3.14.84 | FAIRFAX, VA
ACQUIRED WAI. IN '08 - CIN. | C.D. HYLTON HS, WOODBRIDGE, VA

A versatile and athletic linebacker, Ahmad Brooks has found a niche as a pass rush specialist for the 49ers. Brooks, who was originally selected in the third round of the 2006 supplemental draft by the Cincinnati Bengals, joined the 49ers in 2008. After not suiting up in 2008, he had a breakthrough year in 2009, registering 6 sacks and 5 FFs, despite only playing in 14 games as a reserve. His 5 FFs also set a single-season team record among linebackers and ranked t-2nd among NFL linebackers that year. Brooks followed up his solid '09 campaign by posting 5 sacks after battling through a kidney injury early in the 2010 season. In 2011, Brooks started all 16 games for the first time in his career and notched a career-high 7.0 sacks. Brooks is no stranger to the NFL as his father, Perry, played in 92 games as a defensive tackle for the Washington Redskins from 1978-84.

// CAREER HIGHLIGHTS

- Set a career high with 7.0 sacks in 2011.
- Set the 49ers record for most FFs by a LB in a single-season with 5 in 2009. The 5 FFs ranked t-2nd among all NFL LB's that year.

// 2011 POSTSEASON HIGHLIGHTS

- In the 4th qtr., took down Saints QB Drew Brees for a 7-yd. loss vs. NO (1/14).

// 2011 HIGHLIGHTS

- Recorded a sack at Cin. (9/25) on QB Andy Dalton for an 8-yd. loss in the 2nd qtr.
- Netted his second sack of the year and 16th of his career at Det. (10/16) after pulling down Lions QB Matthew Stafford on a 3rd-down for a 7-yd. sack in the 2nd qtr.
- Recorded 2 sacks and caused 1 FF on QB Colt McCoy vs. Cle. (10/30), marking his third multi-sack game.
- Tallied his fifth sack of the season in the 3rd qtr. at Was. (11/6), which marked the first time he registered a sack in 3 consecutive games.
- Registered his sixth sack of the season and 19th of his career after bringing down Cardinals QB John Skelton in the 1st qtr. vs. Arz. (12/11).
- Posted his career-high seventh sack of the season after taking down QB Kellen Clemens at StL (1/1/12). He now has 20 career sacks.

// GOLDMINE

- Ahmad is no stranger to the NFL. His father, Perry Brooks, played in 92 games at DT for the Washington Redskins from 1978-84.
- Ahmad's father, Perry, ran a barber shop since Ahmad was a freshman in college and was left to his family after he passed away.

BROOKS' GAME-BY-GAME

| 2011 | | | | | | | | | | | | | | |
|---------------|--------|-----|-----|--------------|-----------|-----------|-----------|------------|-------------|----------|----------|----------|----------|----------|
| Date | Opp | W/L | P/S | Tot | Sol | Ast | Sk | Yds | Int | Yds | PD | FF | FR | Yds |
| Sep 11 | Sea | W | 1/1 | 5 | 2 | 3 | 0.0 | 0.0 | 0 | 0 | 1 | 0 | 0 | 0 |
| Sep 18 | Dal | L | 1/1 | 3 | 3 | 0 | 0.0 | 0.0 | 0 | 0 | 1 | 0 | 0 | 0 |
| Sep 25 | at Cin | W | 1/1 | 5 | 3 | 2 | 1.0 | 8.0 | 0 | 0 | 0 | 0 | 0 | 0 |
| Oct 2 | at Phi | W | 1/1 | 5 | 3 | 2 | 0.0 | 0.0 | 0 | 0 | 1 | 0 | 0 | 0 |
| Oct 9 | TB | W | 1/1 | 1 | 1 | 0 | 0.0 | 0.0 | 0 | 0 | 0 | 0 | 0 | 0 |
| Oct 16 | at Det | W | 1/1 | 4 | 4 | 0 | 1.0 | 7.0 | 0 | 0 | 0 | 0 | 0 | 0 |
| Oct 30 | Cle | W | 1/1 | 3 | 3 | 0 | 2.0 | 7.0 | 0 | 0 | 0 | 1 | 0 | 0 |
| Nov 6 | at Was | W | 1/1 | 6 | 5 | 1 | 1.0 | 3.0 | 0 | 0 | 0 | 0 | 0 | 0 |
| Nov 13 | NYG | W | 1/1 | 3 | 2 | 1 | 0.0 | 0.0 | 0 | 0 | 0 | 0 | 0 | 0 |
| Nov 20 | Arz | W | 1/1 | 3 | 3 | 0 | 1.0 | 8.0 | 0 | 0 | 0 | 0 | 0 | 0 |
| Nov 24 | at Bal | L | 1/1 | 3 | 2 | 1 | 0.0 | 0.0 | 0 | 0 | 0 | 0 | 0 | 0 |
| Dec 4 | StL | W | 1/1 | 3 | 1 | 2 | 0.0 | 0.0 | 0 | 0 | 0 | 0 | 0 | 0 |
| Dec 11 | at Arz | L | 1/1 | 2 | 2 | 0 | 0.0 | 0.0 | 0 | 0 | 0 | 0 | 0 | 0 |
| Dec 19 | Pit | W | 1/1 | 9 | 4 | 5 | 0.0 | 0.0 | 0 | 0 | 0 | 0 | 0 | 0 |
| Dec 24 | at Sea | W | 1/1 | 1 | 1 | 0 | 0.0 | 0.0 | 0 | 0 | 0 | 0 | 0 | 0 |
| Jan 1 | at StL | W | 1/1 | 3 | 2 | 1 | 1.0 | 11.0 | 0 | 0 | 0 | 0 | 0 | 0 |
| TOTALS | | | | 16/16 | 59 | 41 | 18 | 7.0 | 44.0 | 0 | 0 | 3 | 1 | 0 |

| 2011 Postseason | | | | | | | | | | | | | | |
|-----------------|-----|-----|-----|------------|----------|----------|----------|------------|------------|----------|----------|----------|----------|----------|
| Date | Opp | W/L | P/S | Tot | Sol | Ast | Sk | Yds | Int | Yds | PD | FF | FR | Yds |
| Jan 14 | NO | W | 1/1 | 4 | 3 | 1 | 1.0 | 7.0 | 0 | 0 | 1 | 0 | 0 | 0 |
| Jan 22 | NYG | | | | | | | | | | | | | |
| TOTALS | | | | 1/1 | 4 | 3 | 1 | 1.0 | 7.0 | 0 | 0 | 1 | 0 | 0 |

QB Hits: Regular Season – 35; TFL: 12
Postseason – 2
QB Pressures: Regular Season – 46; Postseason – 2



BROOKS' CAREER STATISTICS

| YEAR | TEAM | GP | GS | TACKLES | | | | | INTERCEPTIONS | | | | | FUMBLES | | |
|---------------|------|-----------|-----------|------------|------------|-----------|-------------|--------------|---------------|-----------|-----------|----------|----------|----------|----------|----------|
| | | | | TOT | SOL | AST | SACKS | YDS | INT | YDS | LG | TD | PD | FF | FR | YDS |
| 2006 | CIN | 11 | 5 | 46 | 29 | 17 | 1.0 | 6.0 | 0 | 0 | 0 | 0 | 2 | 0 | 0 | 0 |
| 2007 | CIN | 2 | 2 | 8 | 6 | 2 | 1.0 | 7.0 | 0 | 0 | 0 | 0 | 0 | 1 | 0 | 0 |
| 2008 | SF | 0 | 0 | 0 | 0 | 0 | 0.0 | 0.0 | 0 | 0 | 0 | 0 | 0 | 0 | 0 | 0 |
| 2009 | SF | 14 | 0 | 23 | 18 | 5 | 6.0 | 33.0 | 0 | 0 | 0 | 0 | 2 | 5 | 0 | 0 |
| 2010 | SF | 15 | 1 | 33 | 27 | 6 | 5.0 | 33.0 | 1 | 32 | 32 | 0 | 2 | 0 | 0 | 0 |
| 2011 | SF | 16 | 16 | 59 | 41 | 18 | 7.0 | 44.0 | 0 | 0 | 0 | 0 | 3 | 1 | 0 | 0 |
| TOTALS | | 58 | 24 | 169 | 121 | 48 | 20.0 | 123.0 | 1 | 32 | 32 | 0 | 9 | 7 | 0 | 0 |

PLAYOFFS

| YEAR | TEAM | GP | GS | TACKLES | | | | | INTERCEPTIONS | | | | | FUMBLES | | |
|---------------|------|----------|----------|----------|----------|----------|------------|------------|---------------|----------|----------|----------|----------|----------|----------|----------|
| | | | | TOT | SOL | AST | SACKS | YDS | INT | YDS | LG | TD | PD | FF | FR | YDS |
| 2011 | SF | 1 | 1 | 4 | 3 | 1 | 1.0 | 7.0 | 0 | 0 | 0 | 0 | 1 | 0 | 0 | 0 |
| TOTALS | | 1 | 1 | 4 | 3 | 1 | 1.0 | 7.0 | 0 | 0 | 0 | 0 | 1 | 0 | 0 | 0 |

Additional Statistics:

Special Teams Tackles – 9: 2010 (9)

QB Hits: Regular Season – 35; Postseason – 2

QB Pressures: Regular Season – 46; Postseason – 2

Milestones:

NFL Debut: at Pit. (9/24/06); **First Start:** at TB (10/15/06); **First Sack:** vs. Car. (10/22/06 – QB Jake Delhomme); **First FF:** vs. Bal. (9/10/07 – QB Steve McNair); **First INT:** vs. Arz. (1/2/11 – QB John Skelton)

BROOKS' CAREER HIGHS

Total Tackles: 14 at TB (10/15/06)

Solo: 10 at TB (10/15/06)

Assists: 5 vs. Pit. (12/19/11)

Sacks: 3 vs. Arz. (12/14/09)

Forced Fumbles: 2 (2 times) Last vs. Det. (12/27/09)

Interception: 1 vs. Arz. (1/2/11)

**// TRANSACTIONS**

Originally a 3rd-round selection in the 2006 supplemental draft by Cin. on 7/13/06...Waived by Cin. on 8/30/08...Claimed off waivers by SF on 8/31/08...Waived by SF on 11/29/08...Signed by SF on 12/2/08... As a restricted free agent, re-signed with SF on 4/2/10 through 2011.

// 2010 (SAN FRANCISCO)

- In his first action since suffering a lacerated kidney in training camp, brought down Saints QB Drew Brees vs. NO (9/20).
- In his first start as a 49er, brought down QB Aaron Rodgers twice on the day at GB (12/5). It marked Brooks' first multi-sack game of the season and 2nd of his career [3.0 sacks vs. Arz. (12/14/09)].
- Brought down QB Richard Bartel on the final series of the game vs. Arz. (1/2/11) for his 5th sack of the season. Also registered his first career INT, picking off Cardinals QB John Skelton and returning it 32 yds. to the Cardinals 8-yd. line, setting up a 6-yd. TD run by RB Brian Westbrook.

// 2009 (SAN FRANCISCO)

- Appeared in 14 games, registering 23 tackles while notching career highs in both sacks (6) and FFs (5). Also added 8 special teams tackles.
- Made his 49ers debut at Min. (9/27) after recovering from a knee injury and registered 3 tackles.
- Notched his first sack of the season (QB Matt Schaub) at Hou. (10/25).
- Set single-game career highs in sacks (3 - QB Kurt Warner) and FFs (2) vs. Arz. (12/14/09). It marked the first time a 49er registered 3 sacks in a game since DT Bryant Young at StL (9/16/07).
- Registered a sack and 2 FFs vs. Det. (12/27), tying him with LB Manny Lawson for the most FFs in a single season by a 49ers LB with 4.

// 2008 (SAN FRANCISCO)

- Inactive for the first 13 games of the season before being waived (11/29) and re-signed (12/2) by SF. Was inactive for 3 more contests and did not play at Mia. (12/14).

// 2007 (CINCINNATI)

- Saw action in 2 games, totaling 8 tackles, 1 sack and 1 FF before suffering a season-ending groin injury in Week 2. Was inactive Games 3-8 due to injury and eventually placed on IR (11/7).
- Tallied 8 tackles, 1 sack and 1 FF vs. Bal. (9/10).
- Suffered groin injury in 1st qtr. at Cle. (9/16).

// 2006 (CINCINNATI)

- Started Games 5-6 and 8-9 in place of an injured LB Brian Simmons. When Simmons returned to starting lineup for Game 7, Brooks remained at MLB with Simmons moving to OLB.
- Made NFL debut at Pit. (9/24).
- Led team with 14 tackles at TB (10/15), followed by a team-leading 8 stops vs. Car. (10/22) to go along with his first career sack.

// COLLEGE

Played 3 seasons at Virginia before entering NFL following his junior season. Saw action in only 6 games in 2005, missing remainder of campaign due to injuries. Played in 12 games as a sophomore and earned All-America honors with a team-high 90 tackles, including 8 sacks. Was one of three 2004 finalists for the Butkus Award. Led team with 117 tackles as a freshman.

// PERSONAL

- Met his girlfriend, Britney, when he was in college and the couple has a daughter, Natalia (2).
- Attended C.D. Hylton (Woodbridge, VA) HS, where he helped his team to state titles in 1999 and 2000, and the semi-finals in 2001.
- Named *USA Today's* National Defensive Player of the Year as a senior after posting 207 tackles. Also rushed for 848 yds. and 10 TDs, averaging 12.6 yds. per carry.
- Played at Hargrave (VA) Military Academy in 2002.
- His mom, Vergie, has worked at a medical laboratory for the past 20 years and was the valedictorian of her high school. His father, Perry, was a defensive lineman for the Washington Redskins. He passed away during the 2010 offseason.
- The youngest of three children, he has one sister, Krsunthia, and one brother, Perry Jr.
- Born Ahmad Brooks (3/4/84) in Fairfax, VA.

// INJURY REPORT

- 2006:** Missed the first 2 games of the regular season [at KC (9/10) and vs. Cle. (9/17)] with a neck injury; Inactive at NO (11/19) with a groin injury.
- 2007:** Suffered a season-ending groin injury at Cle. (9/16) and was inactive for 6 weeks [at Sea. (9/23), vs. NE (10/1), at KC (10/14), vs. NYJ (10/21), vs. Pit. (10/28) and at Buf. (11/4)] before being placed on injured reserve on 11/7.
- 2009:** Inactive for the first 2 games of the regular season [at Arz. (9/13) and vs. Sea. (9/20)] with a knee injury suffered in training camp.
- 2010:** Missed the first game of the regular season, at Sea. (9/12) with a kidney injury sustained during training camp.



BROOKS' GAME-BY-GAME

2006 (Cincinnati)

| Date | Opp | W/L | P/S | Tot | Sol | Ast | Sk | Yds | Int | Yds | PD | FF | FR | Yds |
|---------------|--------|-----|-------------|-----------|-----------|-----------|------------|------------|----------|----------|----------|----------|----------|----------|
| Sep 10 | at KC | W | - | - | - | - | - | - | - | - | - | - | - | - |
| Sep 17 | Cle | W | - | - | - | - | - | - | - | - | - | - | - | - |
| Sep 24 | at Pit | W | 1/0 | 0 | 0 | 0 | 0.0 | 0.0 | 0 | 0 | 0 | 0 | 0 | 0 |
| Oct 1 | NE | L | 1/0 | 3 | 3 | 0 | 0.0 | 0.0 | 0 | 0 | 0 | 0 | 0 | 0 |
| Oct 15 | at TB | L | 1/1 | 14 | 10 | 4 | 0.0 | 0.0 | 0 | 0 | 1 | 0 | 0 | 0 |
| Oct 22 | Car | W | 1/1 | 8 | 4 | 4 | 1.0 | 6.0 | 0 | 0 | 1 | 0 | 0 | 0 |
| Oct 29 | Atl | L | 1/1 | 9 | 6 | 3 | 0.0 | 0.0 | 0 | 0 | 0 | 0 | 0 | 0 |
| Nov 5 | at Bal | L | 1/1 | 6 | 3 | 3 | 0.0 | 0.0 | 0 | 0 | 0 | 0 | 0 | 0 |
| Nov 12 | SD | L | 1/1 | 4 | 2 | 2 | 0.0 | 0.0 | 0 | 0 | 0 | 0 | 0 | 0 |
| Nov 19 | at NO | W | - | - | - | - | - | - | - | - | - | - | - | - |
| Nov 26 | at Cle | W | 1/0 | 1 | 1 | 0 | 0.0 | 0.0 | 0 | 0 | 0 | 0 | 0 | 0 |
| Nov 30 | Bal | W | 1/0 | 0 | 0 | 0 | 0.0 | 0.0 | 0 | 0 | 0 | 0 | 0 | 0 |
| Dec 10 | Oak | W | - | - | - | - | - | - | - | - | - | - | - | - |
| Dec 18 | at Ind | L | - | - | - | - | - | - | - | - | - | - | - | - |
| Dec 24 | at Den | L | 1/0 | 1 | 0 | 1 | 0.0 | 0.0 | 0 | 0 | 0 | 0 | 0 | 0 |
| Dec 31 | Pit | L | 1/0 | 0 | 0 | 0 | 0.0 | 0.0 | 0 | 0 | 0 | 0 | 0 | 0 |
| TOTALS | | | 11/5 | 46 | 29 | 17 | 1.0 | 6.0 | 0 | 0 | 2 | 0 | 0 | 0 |

2009 (San Francisco)

| Date | Opp | W/L | P/S | Tot | Sol | Ast | Sk | Yds | Int | Yds | PD | FF | FR | Yds |
|---------------|--------|-----|-------------|-----------|-----------|----------|------------|-------------|----------|----------|----------|----------|----------|----------|
| Sep 13 | at Arz | W | - | - | - | - | - | - | - | - | - | - | - | - |
| Sep 20 | Sea | W | - | - | - | - | - | - | - | - | - | - | - | - |
| Sep 27 | at Min | L | 1/0 | 3 | 2 | 1 | 0.0 | 0.0 | 0 | 0 | 0 | 0 | 0 | 0 |
| Oct 4 | StL | W | 1/0 | 2 | 1 | 1 | 0.0 | 0.0 | 0 | 0 | 0 | 0 | 0 | 0 |
| Oct 11 | Atl | L | 1/0 | 1 | 1 | 0 | 0.0 | 0.0 | 0 | 0 | 0 | 0 | 0 | 0 |
| Oct 25 | at Hou | L | 1/0 | 2 | 2 | 0 | 1.0 | 9.0 | 0 | 0 | 0 | 0 | 0 | 0 |
| Nov 1 | at Ind | L | 1/0 | 0 | 0 | 0 | 0.0 | 0.0 | 0 | 0 | 0 | 0 | 0 | 0 |
| Nov 8 | Ten | L | 1/0 | 0 | 0 | 0 | 0.0 | 0.0 | 0 | 0 | 0 | 0 | 0 | 0 |
| Nov 12 | Chi | W | 1/0 | 2 | 1 | 1 | 0.0 | 0.0 | 0 | 0 | 0 | 1 | 0 | 0 |
| Nov 22 | at GB | L | 1/0 | 1 | 0 | 1 | 0.0 | 0.0 | 0 | 0 | 0 | 0 | 0 | 0 |
| Nov 29 | Jax | W | 1/0 | 1 | 1 | 0 | 0.0 | 0.0 | 0 | 0 | 0 | 0 | 0 | 0 |
| Dec 6 | at Sea | L | 1/0 | 5 | 4 | 1 | 1.0 | 9.0 | 0 | 0 | 0 | 1 | 0 | 0 |
| Dec 14 | Arz | W | 1/0 | 3 | 3 | 0 | 3.0 | 12.0 | 0 | 0 | 0 | 2 | 0 | 0 |
| Dec 20 | at Phi | L | 1/0 | 0 | 0 | 0 | 0.0 | 0.0 | 0 | 0 | 1 | 0 | 0 | 0 |
| Dec 27 | Det | W | 1/0 | 2 | 2 | 0 | 1.0 | 3.0 | 0 | 0 | 0 | 2 | 0 | 0 |
| Jan 3 | at StL | W | 1/0 | 1 | 1 | 0 | 0.0 | 0.0 | 0 | 0 | 0 | 0 | 0 | 0 |
| TOTALS | | | 14/0 | 23 | 18 | 5 | 6.0 | 33.0 | 0 | 0 | 2 | 5 | 0 | 0 |

2007 (Cincinnati)

| Date | Opp | W/L | P/S | Tot | Sol | Ast | Sk | Yds | Int | Yds | PD | FF | FR | Yds |
|---|--------|-----|------------|----------|----------|----------|------------|------------|----------|----------|----------|----------|----------|----------|
| Sep 10 | Bal | W | 1/1 | 8 | 6 | 2 | 1.0 | 7.0 | 0 | 0 | 0 | 1 | 0 | 0 |
| Sep 16 | at Cle | L | 1/1 | 0 | 0 | 0 | 0.0 | 0.0 | 0 | 0 | 0 | 0 | 0 | 0 |
| Sep 23 | at Sea | L | - | - | - | - | - | - | - | - | - | - | - | - |
| Oct 1 | NE | L | - | - | - | - | - | - | - | - | - | - | - | - |
| Oct 14 | at KC | L | - | - | - | - | - | - | - | - | - | - | - | - |
| Oct 21 | NYJ | W | - | - | - | - | - | - | - | - | - | - | - | - |
| Oct 28 | Pit | L | - | - | - | - | - | - | - | - | - | - | - | - |
| Nov 4 | at Buf | L | - | - | - | - | - | - | - | - | - | - | - | - |
| Placed on Injured Reserve on 11/7 (Groin) | | | | | | | | | | | | | | |
| TOTALS | | | 2/2 | 8 | 6 | 2 | 1.0 | 7.0 | 0 | 0 | 0 | 1 | 0 | 0 |

2010 (San Francisco)

| Date | Opp | W/L | P/S | Tot | Sol | Ast | Sk | Yds | Int | Yds | PD | FF | FR | Yds |
|---------------|--------|-----|-------------|-----------|-----------|----------|------------|-------------|----------|-----------|----------|----------|----------|----------|
| Sep 12 | at Sea | L | - | - | - | - | - | - | - | - | - | - | - | - |
| Sep 20 | NO | L | 1/0 | 2 | 1 | 1 | 1.0 | 7.0 | 0 | 0 | 0 | 0 | 0 | 0 |
| Sep 26 | at KC | L | 1/0 | 1 | 1 | 0 | 0.0 | 0.0 | 0 | 0 | 0 | 0 | 0 | 0 |
| Oct 3 | at Atl | L | 1/0 | 3 | 3 | 0 | 0.0 | 0.0 | 0 | 0 | 0 | 0 | 0 | 0 |
| Oct 10 | Phi | L | 1/0 | 0 | 0 | 0 | 0.0 | 0.0 | 0 | 0 | 1 | 0 | 0 | 0 |
| Oct 17 | Oak | W | 1/0 | 2 | 2 | 0 | 0.0 | 0.0 | 0 | 0 | 0 | 0 | 0 | 0 |
| Oct 24 | at Car | L | 1/0 | 4 | 3 | 1 | 0.0 | 0.0 | 0 | 0 | 0 | 0 | 0 | 0 |
| Oct 31 | Den | W | 1/0 | 2 | 2 | 0 | 1.0 | 7.0 | 0 | 0 | 0 | 0 | 0 | 0 |
| Nov 14 | StL | W | 1/0 | 1 | 1 | 0 | 0.0 | 0.0 | 0 | 0 | 0 | 0 | 0 | 0 |
| Nov 21 | TB | L | 1/0 | 1 | 1 | 0 | 0.0 | 0.0 | 0 | 0 | 0 | 0 | 0 | 0 |
| Nov 29 | at Arz | W | 1/0 | 1 | 1 | 0 | 0.0 | 0.0 | 0 | 0 | 0 | 0 | 0 | 0 |
| Dec 5 | at GB | L | 1/1 | 5 | 4 | 1 | 2.0 | 13.0 | 0 | 0 | 0 | 0 | 0 | 0 |
| Dec 12 | Sea | W | 1/0 | 1 | 0 | 1 | 0.0 | 0.0 | 0 | 0 | 0 | 0 | 0 | 0 |
| Dec 16 | at SD | L | 1/0 | 2 | 2 | 0 | 0.0 | 0.0 | 0 | 0 | 0 | 0 | 0 | 0 |
| Dec 26 | at StL | L | 1/0 | 3 | 2 | 1 | 0.0 | 0.0 | 0 | 0 | 0 | 0 | 0 | 0 |
| Jan 2 | Arz | W | 1/0 | 5 | 4 | 1 | 1.0 | 6.0 | 1 | 32 | 1 | 0 | 0 | 0 |
| TOTALS | | | 15/1 | 33 | 27 | 6 | 5.0 | 33.0 | 1 | 32 | 2 | 0 | 0 | 0 |

2008 (San Francisco)

| Date | Opp | W/L | P/S | Tot | Sol | Ast | Sk | Yds | Int | Yds | PD | FF | FR | Yds |
|---------------------------------------|--------|-----|------------|----------|----------|----------|------------|------------|----------|----------|----------|----------|----------|----------|
| Sep 7 | Arz | L | - | - | - | - | - | - | - | - | - | - | - | - |
| Sep 14 | at Sea | W | - | - | - | - | - | - | - | - | - | - | - | - |
| Sep 21 | Det | W | - | - | - | - | - | - | - | - | - | - | - | - |
| Sep 28 | at NO | L | - | - | - | - | - | - | - | - | - | - | - | - |
| Oct 5 | NE | L | - | - | - | - | - | - | - | - | - | - | - | - |
| Oct 12 | Phi | L | - | - | - | - | - | - | - | - | - | - | - | - |
| Oct 19 | at NYG | L | - | - | - | - | - | - | - | - | - | - | - | - |
| Oct 26 | Sea | L | - | - | - | - | - | - | - | - | - | - | - | - |
| Nov 10 | at Arz | L | - | - | - | - | - | - | - | - | - | - | - | - |
| Nov 16 | StL | W | - | - | - | - | - | - | - | - | - | - | - | - |
| Nov 24 | at Dal | L | - | - | - | - | - | - | - | - | - | - | - | - |
| Nov 31 | at Buf | W | - | - | - | - | - | - | - | - | - | - | - | - |
| Waived on 11/29 and re-signed on 12/2 | | | | | | | | | | | | | | |
| Dec 7 | NYJ | W | - | - | - | - | - | - | - | - | - | - | - | - |
| Dec 14 | at Mia | L | - | - | - | - | - | - | - | - | - | - | - | - |
| Dec 21 | at StL | W | - | - | - | - | - | - | - | - | - | - | - | - |
| Dec 28 | Was | W | - | - | - | - | - | - | - | - | - | - | - | - |
| TOTALS | | | 0/0 | 0 | 0 | 0 | 0.0 | 0.0 | 0 | 0 | 0 | 0 | 0 | 0 |



25

TARELL
BROWN
| CORNERBACK



5-10 | 193 | TEXAS | 5TH YEAR | BORN 1.6.85 | NEW YORK CITY, NY
ACQUIRED D-5 IN '07 | NORTH MESQUITE HS, MESQUITE, TX

Armed with great speed, quickness and physicality, Tarell Brown started all 16 games and tallied a career-high 4 interceptions in 2011. Brown saw extensive action on defense in a reserve role in 2010, posting 18 tackles and an interception returned for a touchdown. A year prior, he started a career-high 4 games and finished with 37 tackles, 2 INTs and 9 PDs. Brown is known for possessing a very strong work ethic, a trait that helped him overcome a significant amount of adversity throughout his young life. Following his rookie season, Brown was presented with the team's coveted Thomas Herrion Award, which is given to a player who has taken advantage of every opportunity, turned it into a positive situation and made their dream turn into a reality. Brown signed a three-year contract extension on 10/28/09.

// 2011 POSTSEASON HIGHLIGHTS

- Recorded 1 INT with less than two minutes remaining before the half vs. NO (1/14/12), leaping over Saints WR Devery Henderson for the pick off QB Drew Brees.

// 2011 HIGHLIGHTS

- Posted 5 tackles and 1 PD in his first start since 2006 vs. Sea. (9/11).
- Tied single-game career high with 3 PDs vs. TB (10/9), in a defensive effort that allowed the fewest points since 11/29/09 vs. Jax. (3 pts.).
- Notched his first INT of the season, picking off QB John Skelton at Arz. (12/11), marking his first INT since 1/2/11 vs. Arz.
- Registered his second INT of the season late in the 4th qtr. and posted 2 PDs vs. Pit. (12/19). The INT marked the first time in his career that he has recorded an INT in back-to-back games (at Arz. on 12/11).
- Recorded 2 INTs at StL (1/1/12) for his first-career 2 INT game. He picked off RB Jerious Norwood in the 2nd qtr. for his first INT, followed by another pick in the 4th qtr. off QB Kellen Clemens. Brown's 4 INTs on the season set a new career high.

// GOLDMINE

- In 2007, Tarell was the recipient of the Thomas Herrion Award, honoring the rookie or first-year player who has taken advantage of every opportunity, turned it into a positive and made their dream come true like Thomas Herrion. The award is voted on by the coaches.
- It's not only Tarell's work ethic that got him to where he is today, but also his ability to overcome a variety of challenges throughout his young life. At the age of 9, Tarell's mother was killed as she was getting into her car to go to work early one morning. Following his mother's death, Tarell moved in with his father, Robert, who not only saw football as an escape for his son, but also as an opportunity for him to earn a scholarship and a solid education. Just prior to the NFL Draft, his father died of a heart attack on Valentine's Day. "A day doesn't go by that I don't think about my mother and father. Everything I do nowadays is dedicated to my parents. I know without them, I wouldn't be where I'm now."

- Tarell won the Punt, Pass & Kick Championship at Texas Stadium as a 9-year-old after advancing through the city and regional finals. He was then flown to San Diego for the National Championships, where he placed 3rd.
- When his NFL career is over, Tarell is looking forward to working with kids. "I want to open up a gym and train athletes, train kids. I like to be around kids and I still want to be surrounded by sports. Maybe have a little AAU basketball team and travel around different cities and states."
- Tarell hosted his 3rd Annual Summer Sportsfest in Dallas in June of 2010. The highlights of the weekend included free football and cheerleading camps, in addition to a celebrity basketball game featuring a large group of NFL players. Proceeds raised through the raffle and celebrity basketball game benefitted Tarell's *Born Again Foundation*. The foundation is dedicated to becoming the nation's foremost full-service, ex-offender program. It provides an opportunity for all ex-offenders who desire a significant change to make a positive transition into a new life. The foundation offers job counseling, educational and vocational training, and personal and family support to all who desire to not be defined by negativity in their past. Visit tarellbrown.net for additional information.
- In June 2010, Tarell was recognized for his contributions to his hometown, receiving a proclamation from the city of Mesquite.

BROWN'S GAME-BY-GAME

| 2011 | | | | | | | | | | | | | | |
|---------------|--------|-----|-----|--------------|-----------|-----------|-----------|------------|------------|----------|-----------|-----------|----------|----------|
| Date | Opp | W/L | P/S | Tot | Sol | Ast | Sk | Yds | Int | Yds | PD | FF | FR | Yds |
| Sep 11 | Sea | W | 1/1 | 5 | 3 | 2 | 0.0 | 0.0 | 0 | 0 | 1 | 0 | 0 | 0 |
| Sep 18 | Dal | L | 1/1 | 4 | 4 | 0 | 0.0 | 0.0 | 0 | 0 | 1 | 0 | 0 | 0 |
| Sep 25 | at Cin | W | 1/1 | 2 | 2 | 0 | 0.0 | 0.0 | 0 | 0 | 1 | 0 | 0 | 0 |
| Oct 2 | at Phi | W | 1/1 | 2 | 2 | 0 | 0.0 | 0.0 | 0 | 0 | 0 | 0 | 0 | 0 |
| Oct 9 | TB | W | 1/1 | 1 | 1 | 0 | 0.0 | 0.0 | 0 | 0 | 3 | 0 | 0 | 0 |
| Oct 16 | at Det | W | 1/1 | 2 | 2 | 0 | 0.0 | 0.0 | 0 | 0 | 0 | 0 | 0 | 0 |
| Oct 30 | Cle | W | 1/1 | 3 | 1 | 2 | 0.0 | 0.0 | 0 | 0 | 1 | 0 | 0 | 0 |
| Nov 6 | at Was | W | 1/1 | 3 | 2 | 1 | 0.0 | 0.0 | 0 | 0 | 0 | 0 | 0 | 0 |
| Nov 13 | NYG | W | 1/1 | 4 | 2 | 2 | 0.0 | 0.0 | 0 | 0 | 1 | 0 | 0 | 0 |
| Nov 20 | Arz | W | 1/1 | 2 | 1 | 1 | 0.0 | 0.0 | 0 | 0 | 2 | 0 | 0 | 0 |
| Nov 24 | at Bal | L | 1/1 | 3 | 3 | 0 | 0.0 | 0.0 | 0 | 0 | 0 | 0 | 0 | 0 |
| Dec 4 | StL | W | 1/1 | 4 | 3 | 1 | 0.0 | 0.0 | 0 | 0 | 0 | 0 | 0 | 0 |
| Dec 11 | at Arz | L | 1/1 | 6 | 5 | 1 | 0.0 | 0.0 | 1 | -1 | 1 | 0 | 0 | 0 |
| Dec 19 | Pit | W | 1/1 | 1 | 0 | 1 | 0.0 | 0.0 | 1 | 0 | 2 | 0 | 0 | 0 |
| Dec 24 | at Sea | W | 1/1 | 2 | 1 | 1 | 0.0 | 0.0 | 0 | 0 | 0 | 0 | 0 | 0 |
| Jan 1 | at StL | W | 1/1 | 2 | 2 | 0 | 0.0 | 0.0 | 2 | 16 | 2 | 0 | 0 | 0 |
| TOTALS | | | | 16/16 | 46 | 34 | 12 | 0.0 | 0.0 | 4 | 15 | 15 | 0 | 0 |

| 2011 Postseason | | | | | | | | | | | | | | |
|-----------------|-----|-----|-----|------------|----------|----------|----------|------------|------------|----------|----------|----------|----------|----------|
| Date | Opp | W/L | P/S | Tot | Sol | Ast | Sk | Yds | Int | Yds | PD | FF | FR | Yds |
| Jan 14 | NO | W | 1/1 | 4 | 4 | 0 | 0.0 | 0.0 | 1 | 0 | 2 | 0 | 0 | 0 |
| Jan 22 | NYG | | | | | | | | | | | | | |
| TOTALS | | | | 1/1 | 4 | 4 | 0 | 0.0 | 0.0 | 1 | 0 | 2 | 0 | 0 |
| TFL: 1 | | | | | | | | | | | | | | |



BROWN'S CAREER STATISTICS

| YEAR | TEAM | GP | GS | TACKLES | | | | | INTERCEPTIONS | | | | | FUMBLES | | | |
|---------------|------|-----------|-----------|------------|-----------|-----------|------------|------------|---------------|------------|------------|----------|-----------|----------|----------|----------|---|
| | | | | TOT | SOL | AST | SACKS | YDS | INT | YDS | LG | TD | PD | FF | FR | YDS | |
| 2007 | SF | 9 | 0 | 0 | 0 | 0 | 0.0 | 0.0 | 0 | 0 | 0 | 0 | 0 | 0 | 0 | 0 | 0 |
| 2008 | SF | 15 | 1 | 15 | 14 | 1 | 0.0 | 0.0 | 2 | 1 | 1 | 0 | 3 | 0 | 0 | 0 | |
| 2009 | SF | 16 | 4 | 37 | 31 | 6 | 0.0 | 0.0 | 2 | 52 | 51 | 0 | 9 | 0 | 0 | 0 | |
| 2010 | SF | 15 | 0 | 18 | 18 | 0 | 0.0 | 0.0 | 1 | 62 | 62t | 1 | 4 | 0 | 0 | 0 | |
| 2011 | SF | 16 | 16 | 46 | 34 | 12 | 0.0 | 0.0 | 4 | 15 | 0 | 0 | 15 | 0 | 0 | 0 | |
| TOTALS | | 71 | 21 | 116 | 97 | 19 | 0.0 | 0.0 | 9 | 130 | 62t | 1 | 31 | 0 | 0 | 0 | |

PLAYOFFS

| YEAR | TEAM | GP | GS | TACKLES | | | | | INTERCEPTIONS | | | | | FUMBLES | | |
|---------------|------|----------|----------|----------|----------|----------|------------|------------|---------------|----------|----------|----------|----------|----------|----------|----------|
| | | | | TOT | SOL | AST | SACKS | YDS | INT | YDS | LG | TD | PD | FF | FR | YDS |
| 2011 | SF | 1 | 1 | 4 | 4 | 0 | 0.0 | 0.0 | 1 | 0 | 0 | 0 | 2 | 0 | 0 | 0 |
| TOTALS | | 1 | 1 | 4 | 4 | 0 | 0.0 | 0.0 | 1 | 0 | 0 | 0 | 2 | 0 | 0 | 0 |

Additional Statistics:

Special Teams Tackles – 54: 2007 (4), 2008 (16), 2009 (16), 2010 (18)

Milestones:

NFL Debut: vs. Arz. (9/10/07); **First Start:** at Arz. (11/10/08); **First INT:** vs. Det. (9/21/08 – QB Jon Kitna); **INT Returned for TD:** vs. Arz. (1/2/11 – QB Richard Bartel)

BROWN'S CAREER HIGHS

Total Tackles: 8 at GB (11/22/09)

Solo: 6 at GB (11/22/09)

Assists: 2 (4 times) Last vs. NYG (11/13/11)

Passes Defensed: 3 (2 times) Last vs. TB (10/9/11)

Interceptions: Regular Season – 2 at StL (1/1/12); Postseason

Interceptions – 1 vs. NO (1/14/12)

Long Interception Return: 62t vs. Arz. (1/2/11)



// TRANSACTIONS

Originally a 5th-round (147th pick overall) draft choice by SF in 2007... Signed a three-year contract extension through 2013 on 10/28/09.

// AWARDS & HONORS

2007: Thomas Herrion Award

// 2010

- Saw action at nickel back after CB Will James left the game with an injury vs. StL (11/14).
- Saw action at CB in place of an injured CB Nate Clements early in the 1st qtr. at GB (12/5).
- Registered the first TD of his career, intercepting QB Richard Bartel and taking it 62 yds. for the score vs. Arz. (1/2/11). The INT marked Brown's first of the season and first since 11/12/09 vs. Chi.

// 2009

- Set career highs in tackles (37) and PDs (9), while tying career highs in INTs (2) and special teams tackles (16).
- Made his first start of the season at Ind. (11/1), recording 2 tackles and 1 PD.
- Picked off QB Jay Cutler in the 2nd qtr. and returned it 51 yds vs. Chi. (11/12), setting up RB Frank Gore's 14-yd. TD run on the following play.
- Had a career-high 8 tackles at GB (11/22).
- Intercepted QB Kurt Warner vs. Arz. (12/14).

// 2008

- Saw action at nickel back vs. Det. (9/21) due to injuries to CB Shawn-tae Spencer (knee) and CB Donald Strickland (knee), and registered his first career INT.
- Made first career start at Arz. (11/10) when team opened in nickel package and tallied 6 tackles.
- Sealed a 49ers victory at StL (12/21) by intercepting a QB Marc Bulger pass on the 49ers 38-yd. line with 22 seconds remaining in the 4th qtr.

// 2007

- Suffered a torn MCL and partially torn ACL in the season finale vs. Cle. (12/30).

// COLLEGE

Played in 47 career games (35 starts) for the Longhorns, finishing with 169 tackles, 3 INTs, 1 sack, 1 FR, 2 FFs and 20 PDs. Also amassed 315 yds. on 17 kickoff returns. As part of Texas' 2005-06 National Championship Team his senior year, did not allow any TD catches and his main pass coverage assignments had just 3 catches for over 20 yds. during his 11 starts. Earned second-team Academic All-Big 12 honors and was a member of UT's Athletic Director's Honor Roll.

// PERSONAL

- Attended North Mesquite (TX) HS, where he was a three-year starter at CB and two-year starter at RB. Rushed for 3,011 yds. and 42 TDs in his final two seasons, receiving an invitation to play in the 2003 U.S. Army All-American Game.
- As a senior, gained 1,885 yds. with 28 TDs on 182 carries (10.4 avg.) and caught 10 passes for 281 yds. with 2 scores. Also threw a 26-yd. TD pass.
- Was a two-year letter-winner in track (100m, sprint and mile relays) and a sophomore starter at shooting guard in basketball.
- Born Tarell Lameek Brown (1/6/85) in New York City, NY. Resides in DeSoto, TX.
- Majored in communications.

// INJURY REPORT

- 2007:** Inactive at Sea. (9/30) with a hamstring injury; In the season finale at Cle. (12/30), suffered a torn MCL and partially torn ACL.
- 2010:** Suffered a lower back strain at Car. (10/24) in the first quarter, missing the remainder of the game; Inactive vs. Den. (10/31) with a back injury.



BROWN'S GAME-BY-GAME

| 2007 | | | | | | | | | | | | | | |
|---------------|--------|-----|------------|----------|----------------------|----------|------------|------------|----------|----------|----------|----------|----------|----------|
| Date | Opp | W/L | P/S | Tot | Sol | Ast | Sk | Yds | Int | Yds | PD | FF | FR | Yds |
| Sep 10 | Arz | W | 1/0 | 0 | 0 | 0 | 0.0 | 0.0 | 0 | 0 | 0 | 0 | 0 | 0 |
| Sep 16 | at StL | W | 1/0 | 0 | 0 | 0 | 0.0 | 0.0 | 0 | 0 | 0 | 0 | 0 | 0 |
| Sep 23 | at Pit | L | 1/0 | 0 | 0 | 0 | 0.0 | 0.0 | 0 | 0 | 0 | 0 | 0 | 0 |
| Sep 30 | Sea | L | - | - | INACTIVE (Hamstring) | | | - | - | - | - | - | - | - |
| Oct 7 | Bal | L | - | - | INACTIVE | | | - | - | - | - | - | - | - |
| Oct 21 | at NYG | L | - | - | INACTIVE | | | - | - | - | - | - | - | - |
| Oct 28 | NO | L | - | - | INACTIVE | | | - | - | - | - | - | - | - |
| Nov 4 | at Atl | L | 1/0 | 0 | 0 | 0 | 0.0 | 0.0 | 0 | 0 | 0 | 0 | 0 | 0 |
| Nov 12 | at Sea | L | - | - | INACTIVE | | | - | - | - | - | - | - | - |
| Nov 18 | StL | L | - | - | INACTIVE | | | - | - | - | - | - | - | - |
| Nov 25 | at Arz | W | - | - | INACTIVE | | | - | - | - | - | - | - | - |
| Dec 2 | at Car | L | 1/0 | 0 | 0 | 0 | 0.0 | 0.0 | 0 | 0 | 0 | 0 | 0 | 0 |
| Dec 9 | Min | L | 1/0 | 0 | 0 | 0 | 0.0 | 0.0 | 0 | 0 | 0 | 0 | 0 | 0 |
| Dec 15 | Cin | W | 1/0 | 0 | 0 | 0 | 0.0 | 0.0 | 0 | 0 | 0 | 0 | 0 | 0 |
| Dec 23 | TB | W | 1/0 | 0 | 0 | 0 | 0.0 | 0.0 | 0 | 0 | 0 | 0 | 0 | 0 |
| Dec 30 | at Cle | L | 1/0 | 0 | 0 | 0 | 0.0 | 0.0 | 0 | 0 | 0 | 0 | 0 | 0 |
| TOTALS | | | 9/0 | 0 | 0 | 0 | 0.0 | 0.0 | 0 | 0 | 0 | 0 | 0 | 0 |

| 2008 | | | | | | | | | | | | | | |
|---------------|--------|-----|-------------|-----------|-----------|----------|------------|------------|----------|----------|----------|----------|----------|----------|
| Date | Opp | W/L | P/S | Tot | Sol | Ast | Sk | Yds | Int | Yds | PD | FF | FR | Yds |
| Sep 7 | Arz | L | - | - | INACTIVE | | | - | - | - | - | - | - | - |
| Sep 14 | at Sea | W | 1/0 | 0 | 0 | 0 | 0.0 | 0.0 | 0 | 0 | 0 | 0 | 0 | 0 |
| Sep 21 | Det | W | 1/0 | 1 | 1 | 0 | 0.0 | 0.0 | 1 | 1 | 1 | 0 | 0 | 0 |
| Sep 28 | at NO | L | 1/0 | 0 | 0 | 0 | 0.0 | 0.0 | 0 | 0 | 0 | 0 | 0 | 0 |
| Oct 5 | NE | L | 1/0 | 0 | 0 | 0 | 0.0 | 0.0 | 0 | 0 | 0 | 0 | 0 | 0 |
| Oct 12 | Phi | L | 1/0 | 2 | 2 | 0 | 0.0 | 0.0 | 0 | 1 | 0 | 0 | 0 | 0 |
| Oct 19 | at NYG | L | 1/0 | 2 | 2 | 0 | 0.0 | 0.0 | 0 | 0 | 0 | 0 | 0 | 0 |
| Oct 26 | Sea | L | 1/0 | 2 | 2 | 0 | 0.0 | 0.0 | 0 | 0 | 0 | 0 | 0 | 0 |
| Nov 10 | at Arz | L | 1/1 | 6 | 5 | 1 | 0.0 | 0.0 | 0 | 0 | 0 | 0 | 0 | 0 |
| Nov 16 | StL | W | 1/0 | 0 | 0 | 0 | 0.0 | 0.0 | 0 | 0 | 0 | 0 | 0 | 0 |
| Nov 24 | at Dal | L | 1/0 | 0 | 0 | 0 | 0.0 | 0.0 | 0 | 0 | 0 | 0 | 0 | 0 |
| Nov 31 | at Buf | W | 1/0 | 0 | 0 | 0 | 0.0 | 0.0 | 0 | 0 | 0 | 0 | 0 | 0 |
| Dec 7 | NYJ | W | 1/0 | 0 | 0 | 0 | 0.0 | 0.0 | 0 | 0 | 0 | 0 | 0 | 0 |
| Dec 14 | at Mia | L | 1/0 | 0 | 0 | 0 | 0.0 | 0.0 | 0 | 0 | 0 | 0 | 0 | 0 |
| Dec 21 | at StL | W | 1/0 | 2 | 2 | 0 | 0.0 | 0.0 | 1 | 0 | 1 | 0 | 0 | 0 |
| Dec 28 | Was | W | 1/0 | 0 | 0 | 0 | 0.0 | 0.0 | 0 | 0 | 0 | 0 | 0 | 0 |
| TOTALS | | | 15/1 | 15 | 14 | 1 | 0.0 | 0.0 | 2 | 1 | 3 | 0 | 0 | 0 |

| 2009 | | | | | | | | | | | | | | |
|---------------|--------|-----|-------------|-----------|-----------|----------|------------|------------|----------|-----------|----------|----------|----------|----------|
| Date | Opp | W/L | P/S | Tot | Sol | Ast | Sk | Yds | Int | Yds | PD | FF | FR | Yds |
| Sep 13 | at Arz | W | 1/0 | 2 | 2 | 0 | 0.0 | 0.0 | 0 | 0 | 1 | 0 | 0 | 0 |
| Sep 20 | Sea | W | 1/0 | 0 | 0 | 0 | 0.0 | 0.0 | 0 | 0 | 0 | 0 | 0 | 0 |
| Sep 27 | at Min | L | 1/0 | 0 | 0 | 0 | 0.0 | 0.0 | 0 | 0 | 0 | 0 | 0 | 0 |
| Oct 4 | StL | W | 1/0 | 0 | 0 | 0 | 0.0 | 0.0 | 0 | 0 | 0 | 0 | 0 | 0 |
| Oct 11 | Atl | L | 1/0 | 0 | 0 | 0 | 0.0 | 0.0 | 0 | 0 | 0 | 0 | 0 | 0 |
| Oct 25 | at Hou | L | 1/0 | 0 | 0 | 0 | 0.0 | 0.0 | 0 | 0 | 0 | 0 | 0 | 0 |
| Nov 1 | at Ind | L | 1/1 | 2 | 2 | 0 | 0.0 | 0.0 | 0 | 0 | 1 | 0 | 0 | 0 |
| Nov 8 | Ten | L | 1/1 | 3 | 2 | 1 | 0.0 | 0.0 | 0 | 0 | 1 | 0 | 0 | 0 |
| Nov 12 | Chi | W | 1/1 | 3 | 3 | 0 | 0.0 | 0.0 | 1 | 51 | 1 | 0 | 0 | 0 |
| Nov 22 | at GB | L | 1/1 | 8 | 6 | 2 | 0.0 | 0.0 | 0 | 0 | 0 | 0 | 0 | 0 |
| Nov 29 | Jax | W | 1/0 | 4 | 4 | 0 | 0.0 | 0.0 | 0 | 0 | 1 | 0 | 0 | 0 |
| Dec 6 | at Sea | L | 1/0 | 5 | 4 | 1 | 0.0 | 0.0 | 0 | 0 | 1 | 0 | 0 | 0 |
| Dec 14 | Arz | W | 1/0 | 3 | 2 | 1 | 0.0 | 0.0 | 1 | 1 | 2 | 0 | 0 | 0 |
| Dec 20 | at Phi | L | 1/0 | 3 | 2 | 1 | 0.0 | 0.0 | 0 | 0 | 0 | 0 | 0 | 0 |
| Dec 27 | Det | W | 1/0 | 2 | 2 | 0 | 0.0 | 0.0 | 0 | 0 | 1 | 0 | 0 | 0 |
| Jan 3 | at StL | W | 1/0 | 2 | 2 | 0 | 0.0 | 0.0 | 0 | 0 | 0 | 0 | 0 | 0 |
| TOTALS | | | 16/4 | 37 | 31 | 6 | 0.0 | 0.0 | 2 | 52 | 9 | 0 | 0 | 0 |

| 2010 | | | | | | | | | | | | | | |
|---------------|--------|-----|-------------|-----------|-----------------|----------|------------|------------|----------|------------|----------|----------|----------|----------|
| Date | Opp | W/L | P/S | Tot | Sol | Ast | Sk | Yds | Int | Yds | PD | FF | FR | Yds |
| Sep 12 | at Sea | L | 1/0 | 0 | 0 | 0 | 0.0 | 0.0 | 0 | 0 | 0 | 0 | 0 | 0 |
| Sep 20 | NO | L | 1/0 | 1 | 1 | 0 | 0.0 | 0.0 | 0 | 0 | 0 | 0 | 0 | 0 |
| Sep 26 | at KC | L | 1/0 | 0 | 0 | 0 | 0.0 | 0.0 | 0 | 0 | 0 | 0 | 0 | 0 |
| Oct 3 | at Atl | L | 1/0 | 0 | 0 | 0 | 0.0 | 0.0 | 0 | 0 | 1 | 0 | 0 | 0 |
| Oct 10 | Phi | L | 1/0 | 1 | 1 | 0 | 0.0 | 0.0 | 0 | 0 | 0 | 0 | 0 | 0 |
| Oct 17 | Oak | W | 1/0 | 0 | 0 | 0 | 0.0 | 0.0 | 0 | 0 | 0 | 0 | 0 | 0 |
| Oct 24 | at Car | L | 1/0 | 0 | 0 | 0 | 0.0 | 0.0 | 0 | 0 | 0 | 0 | 0 | 0 |
| Oct 31 | Den | W | - | - | INACTIVE (Back) | | | - | - | - | - | - | - | - |
| Nov 14 | StL | W | 1/0 | 0 | 0 | 0 | 0.0 | 0.0 | 0 | 0 | 0 | 0 | 0 | 0 |
| Nov 21 | TB | L | 1/0 | 2 | 2 | 0 | 0.0 | 0.0 | 0 | 0 | 0 | 0 | 0 | 0 |
| Nov 29 | at Arz | W | 1/0 | 4 | 4 | 0 | 0.0 | 0.0 | 0 | 0 | 0 | 0 | 0 | 0 |
| Dec 5 | at GB | L | 1/0 | 3 | 3 | 0 | 0.0 | 0.0 | 0 | 0 | 0 | 0 | 0 | 0 |
| Dec 12 | Sea | W | 1/0 | 3 | 3 | 0 | 0.0 | 0.0 | 0 | 0 | 0 | 0 | 0 | 0 |
| Dec 16 | at SD | L | 1/0 | 1 | 1 | 0 | 0.0 | 0.0 | 0 | 0 | 0 | 0 | 0 | 0 |
| Dec 26 | at StL | L | 1/0 | 1 | 1 | 0 | 0.0 | 0.0 | 0 | 0 | 0 | 0 | 0 | 0 |
| Jan 2 | Arz | W | 1/0 | 2 | 2 | 0 | 0.0 | 0.0 | 1 | 62t | 3 | 0 | 0 | 0 |
| TOTALS | | | 15/0 | 18 | 18 | 0 | 0.0 | 0.0 | 1 | 62t | 4 | 0 | 0 | 0 |



NATE BYHAM

| TIGHT END



6-4 | 264 | PITTSBURGH | 2ND YEAR | BORN 6.27.88 | FRANKLIN, PA
ACQUIRED D-6B IN '10 | FRANKLIN HS, FRANKLIN, PA

Nate Byham stepped into action immediately as a rookie, playing in 14 games with three starts after being selected in the 6th round of the 2010 NFL Draft. Byham is known primarily for his blocking abilities as both a tight end and fullback, but he's also showcased his reliable hands as a receiver. He caught a pass in four consecutive games to start his rookie campaign. Raised under the watchful eye of his grandfather, Byham's personal background can be described as one of perseverance and resiliency as he overcame a variety of obstacles on his path to the NFL.

- Nate was raised by his grandfather, Ron, from the time he was born. Nate's mom became pregnant with him when she was a junior in high school. Although she tried to raise Nate, her battle with drug and alcohol abuse was too difficult. Nate's grandparents intervened and offered to raise him. Tragically, a short time after taking him in, his grandmother passed away, leaving Ron with a baby boy. Nate stayed with his grandfather up until high school when he was able to have his own car. At that point, Nate's grandfather lived 15 minutes outside of Franklin, which was in another school district and they didn't have a football team. "During high school I lived at friends' houses. There were 2-3 families that kind of took me in. I had bedrooms at all of their houses and I lived there and out of my car."
- Nate had an amazing high school career at Franklin High School and they retired his jersey in 2005. "Coming from a small town like Franklin, I didn't realize the numbers that I was putting up." The only other player to have their jersey retired at Franklin is former NFL quarterback and head coach, Ted Marchibroda.

// 2011

- Suffered a season-ending knee injury during training camp and was placed on Injured Reserve on 9/3.

// GOLDMINE

- Nate's grandfather played a huge role in raising him and he continues to be someone he looks up to, but Nate also credits his mother for making him the man he is today. "I saw a lot of things as a child that most grown men haven't seen in their lives. I've seen a lot of eye opening things that made me mature at a young age." By second and third grade, Nate was already taking care of himself and knew what he was going to have to do to get by. "That adversity molded me and helped me become a man."

BYHAM'S CAREER HIGHS

Receptions: 1 (5 times, last vs. Oak. 10/17/10)

Receiving Yards: 9 at KC (9/26/10)

Long Reception: 9 at KC (9/26/10)

BYHAM'S CAREER STATISTICS

| YEAR | TEAM | GP | GS | NO | RECEIVING | | | | ATT | YDS | RUSHING | | | |
|---------------|------|------------------------|----------|----------|-----------|------------|----------|----------|----------|----------|------------|----------|----------|----|
| | | | | | YDS | AVG | LG | TD | | | YDS | AVG | LG | TD |
| 2010 | SF | 14 | 3 | 5 | 27 | 5.4 | 9 | 0 | 0 | 0 | 0.0 | 0 | 0 | |
| 2011 | SF | INJURED RESERVE - KNEE | | | | | | | | | | | | |
| TOTALS | | 14 | 3 | 5 | 27 | 5.4 | 9 | 0 | 0 | 0 | 0.0 | 0 | 0 | |

Additional Statistics:

Special Teams Tackles: 1: 2010 (1)

Milestones:

NFL Debut: at Sea. (9/12/10); **First Start:** vs. Oak. (10/17/10); **First Reception:** at Sea. (9/12/10 - 5-yd. pass from QB Alex Smith)



// TRANSACTIONS

Originally the second of three 6th-round (182nd overall) draft choices by SF in 2010...Placed on Injured Reserve on 9/3/11 (knee).

// 2010

- Caught a pass in four consecutive games to start the season, finishing the year with five catches for 27 yards.
- Made his first career start vs. Oak. (10/17).

// COLLEGE

A three-year starter, saw action in 48 games (36 starts) during his career. A team captain as a senior, earned second-team All-Big East honors after starting 12 games and catching 10 passes for 108 yds. Selected first-team All-Big East as a junior, recording 20 catches for 260 yds. in 12 starts. Started the first 11 games of season as a sophomore, missing season-finae due to a knee injury, and posted 15 catches for 210 yds. and 1 TD. Contributed as a reserve tight end as a true freshman, playing in 11 games (1 start) and posting two catches for 34 yds. with 1 TD.

// PERSONAL

- Attended Franklin (PA) HS, where he helped lead his team to three district playoff berths as a three-year starter, seeing action at both TE and LB. Considered the nation's top TE by Scout.com and was named first-team all-state, all-region, all-district and all-conference after recording 45 catches for 883 yds. and school-record 9 TDs as a senior.
- Had his No. 20 high school jersey retired.
- Was an all-star performer in basketball, helping Franklin win the state AAA championship in 2006.
- Born Nathan Arthur Byham (6/27/88) in Franklin, PA.
- Majored in communications rhetoric and minored in computer science. Plans on getting his masters degree in business after he is finished with his football career.

// INJURY REPORT

- 2010:** Missed the final 2 games of the regular season [at StL (12/26) and vs. Arz. (1/2) with an ankle injury.
- 2011:** Suffered a season-ending knee injury during training camp and was placed on Injured Reserve on 9/3.

BYHAM'S GAME-BY-GAME

| 2010 | | | | | | | | |
|---------------|--------|-----|-------------|------------------|-----------|------------|----------|----------|
| Date | Opp | W/L | P/S | Rec | Yds | Avg | Lg | TD |
| Sep 12 | at Sea | L | 1/0 | 1 | 5 | 5.0 | 5 | 0 |
| Sep 20 | NO | L | 1/0 | 1 | 6 | 6.0 | 6 | 0 |
| Sep 26 | at KC | L | 1/0 | 1 | 9 | 9.0 | 9 | 0 |
| Oct 3 | at Atl | L | 1/0 | 1 | 0 | 0.0 | 0 | 0 |
| Oct 10 | Phi | L | 1/0 | 0 | 0 | 0.0 | 0 | 0 |
| Oct 17 | Oak | W | 1/1 | 1 | 7 | 7.0 | 7 | 0 |
| Oct 24 | at Car | L | 1/0 | 0 | 0 | 0.0 | 0 | 0 |
| Oct 31 | Den | W | 1/1 | 0 | 0 | 0.0 | 0 | 0 |
| Nov 14 | StL | W | 1/0 | 0 | 0 | 0.0 | 0 | 0 |
| Nov 21 | TB | L | 1/0 | 0 | 0 | 0.0 | 0 | 0 |
| Nov 29 | at Arz | W | 1/0 | 0 | 0 | 0.0 | 0 | 0 |
| Dec 5 | at GB | L | 1/0 | 0 | 0 | 0.0 | 0 | 0 |
| Dec 12 | Sea | W | 1/0 | 0 | 0 | 0.0 | 0 | 0 |
| Dec 16 | at SD | L | 1/1 | 0 | 0 | 0.0 | 0 | 0 |
| Dec 26 | at StL | L | - | INACTIVE (Ankle) | | - | - | - |
| Jan 2 | Arz | W | - | INACTIVE (Ankle) | | - | - | - |
| TOTALS | | | 14/3 | 5 | 27 | 5.4 | 9 | 0 |



51

BLAKE COSTANZO
| LINEBACKER



6-1 | 235 | LAFAYETTE | 5TH YEAR | BORN 4.14.84 | FRANKLIN LAKES, NJ
ACQUIRED FA IN '11 | RAMAPO HS, FRANKLIN LAKES, NJ

A special teams standout, Blake Costanzo joined the 49ers after spending the previous two seasons with the Cleveland Browns. In 2009, he was selected to *SI.com's* All-Pro team as a special teamer. Costanzo is reunited with current 49ers assistant head coach/special teams coordinator Brad Seely, who coached the Browns special teams at the time.

// 2011 POSTSEASON HIGHLIGHTS

- Recorded 1 FF and 1 FR vs. NO (1/14/12). Costanzo recovered a loose ball on a 1st qtr. kickoff after S Madiou Williams forced the fumble. The takeaway led to a 25-yd. FG. In the 3rd qtr., Costanzo forced a fumble on a punt return by Saints RB Darren Sproles, which was recovered by S Colin Jones. The takeaway led to a 41-yd. FG.

// 2011 HIGHLIGHTS

- Ranked 2nd on team with 17 special teams tackles.
- Made 49ers debut vs. Sea. (9/11) and saw action on special teams, totaling 1 special teams stop.
- Twice led team or tied team-high in back-to-back weeks, producing 2 special teams tackles in each game [at Phi. (10/2), vs. TB (10/9), vs. Arz. (11/20) and at Bal. (11/24)].
- Costanzo and the 49ers punt team held league-leader Cardinals CB Patrick Peterson to 44 yds. on 5 PRs at Arz. (12/11), shaving 8.7 yds. off his average PR. He also recovered P Andy Lee's 42-yd. punt at Arizona's 1-yd. line after S C.J. Spillman tipped the ball back.

// GOLDMINE

- When Blake isn't on the football field, he commits himself to mentoring kids and volunteering. "There is nothing more rewarding to me than working with kids, so I would definitely be a coach and a teacher," said Blake when asked what career path he would take if he wasn't a football player. "My best friend, former teammate, and coach at Lafayette (Franklin Lakes, NJ), coaches at Paramus High School in New Jersey. I spend every summer and winter with his team coaching and helping mentor the kids." Blake also volunteered on the hit show, ABC-TV Extreme Makeover Home Edition. After receiving his hard hat, T-shirt and safety glasses, Blake assisted in building a new house for a deserving family in northeast Ohio. The most meaningful thing to me is being involved in the community and being a role model. It is a blessing and an honor to be in a position to influence others."

COSTANZO'S GAME-BY-GAME

| 2011 | | | | | | | | | | | | | | |
|---------------|--------|-----|-------------|----------|----------|----------|------------|------------|----------|----------|----------|----------|----------|----------|
| Date | Opp | W/L | P/S | Tot | Sol | Ast | Sk | Yds | Int | Yds | PD | FF | FR | Yds |
| Sep 11 | Sea | W | 1/0 | 0 | 0 | 0 | 0.0 | 0.0 | 0 | 0 | 0 | 0 | 0 | 0 |
| Sep 18 | Dal | L | 1/0 | 0 | 0 | 0 | 0.0 | 0.0 | 0 | 0 | 0 | 0 | 0 | 0 |
| Sep 25 | at Cin | W | 1/0 | 0 | 0 | 0 | 0.0 | 0.0 | 0 | 0 | 0 | 0 | 0 | 0 |
| Oct 2 | at Phi | W | 1/0 | 0 | 0 | 0 | 0.0 | 0.0 | 0 | 0 | 0 | 0 | 0 | 0 |
| Oct 9 | TB | W | 1/0 | 0 | 0 | 0 | 0.0 | 0.0 | 0 | 0 | 0 | 0 | 0 | 0 |
| Oct 16 | at Det | W | 1/0 | 0 | 0 | 0 | 0.0 | 0.0 | 0 | 0 | 0 | 0 | 0 | 0 |
| Oct 30 | Cle | W | 1/0 | 0 | 0 | 0 | 0.0 | 0.0 | 0 | 0 | 0 | 0 | 0 | 0 |
| Nov 6 | at Was | W | 1/0 | 0 | 0 | 0 | 0.0 | 0.0 | 0 | 0 | 0 | 0 | 0 | 0 |
| Nov 13 | NYG | W | 1/0 | 0 | 0 | 0 | 0.0 | 0.0 | 0 | 0 | 0 | 0 | 0 | 0 |
| Nov 20 | Arz | W | 1/0 | 0 | 0 | 0 | 0.0 | 0.0 | 0 | 0 | 0 | 0 | 0 | 0 |
| Nov 24 | at Bal | L | 1/0 | 0 | 0 | 0 | 0.0 | 0.0 | 0 | 0 | 0 | 0 | 0 | 0 |
| Dec 4 | StL | W | 1/0 | 0 | 0 | 0 | 0.0 | 0.0 | 0 | 0 | 0 | 0 | 0 | 0 |
| Dec 11 | at Arz | L | 1/0 | 0 | 0 | 0 | 0.0 | 0.0 | 0 | 0 | 0 | 0 | 0 | 0 |
| Dec 19 | Pit | W | 1/0 | 0 | 0 | 0 | 0.0 | 0.0 | 0 | 0 | 0 | 0 | 0 | 0 |
| Dec 24 | at Sea | W | 1/0 | 0 | 0 | 0 | 0.0 | 0.0 | 0 | 0 | 0 | 0 | 0 | 0 |
| Jan 1 | at StL | W | 1/0 | 0 | 0 | 0 | 0.0 | 0.0 | 0 | 0 | 0 | 0 | 0 | 0 |
| TOTALS | | | 16/0 | 0 | 0 | 0 | 0.0 | 0.0 | 0 | 0 | 0 | 0 | 0 | 0 |

| 2011 Postseason | | | | | | | | | | | | | | |
|-----------------|-----|-----|------------|----------|----------|----------|------------|------------|----------|----------|----------|----------|----------|----------|
| Date | Opp | W/L | P/S | Tot | Sol | Ast | Sk | Yds | Int | Yds | PD | FF | FR | Yds |
| Jan 14 | NO | W | 1/0 | 0 | 0 | 0 | 0.0 | 0.0 | 0 | 0 | 0 | 1 | 1 | 0 |
| Jan 22 | NYG | | | | | | | | | | | | | |
| TOTALS | | | 1/0 | 0 | 0 | 0 | 0.0 | 0.0 | 0 | 0 | 0 | 1 | 1 | 0 |

Special Teams Tackles: Regular Season – 17; Postseason – 1



COSTANZO'S CAREER STATISTICS

| YEAR | TEAM | GP | GS | TACKLES | | | | | INTERCEPTIONS | | | | | FUMBLES | | | |
|---------------|------|-----------|----------|----------|----------|----------|------------|------------|---------------|------------|----------|----------|----------|----------|----------|----------|----------|
| | | | | TOT | SOL | AST | SACKS | YDS | INT | YDS | LG | TD | PD | FF | FR | YDS | |
| 2007 | BUF | 3 | 0 | 0 | 0 | 0 | 0.0 | 0.0 | 0 | 0.0 | 0 | 0 | 0 | 0 | 0 | 0 | 0 |
| 2008 | BUF | 16 | 0 | 0 | 0 | 0 | 0.0 | 0.0 | 0 | 0.0 | 0 | 0 | 0 | 0 | 0 | 0 | 0 |
| 2009 | CLE | 16 | 0 | 0 | 0 | 0 | 0.0 | 0.0 | 0 | 0.0 | 0 | 0 | 0 | 0 | 0 | 0 | 0 |
| 2010 | CLE | 10 | 0 | 0 | 0 | 0 | 0.0 | 0.0 | 0 | 0.0 | 0 | 0 | 0 | 0 | 0 | 0 | 0 |
| 2011 | SF | 16 | 0 | 0 | 0 | 0 | 0.0 | 0.0 | 0 | 0.0 | 0 | 0 | 0 | 0 | 0 | 0 | 0 |
| TOTALS | | 61 | 0 | 0 | 0 | 0 | 0.0 | 0.0 | 0 | 0.0 | 0 | 0 | 0 | 0 | 0 | 0 | 0 |

PLAYOFFS

| YEAR | TEAM | GP | GS | TACKLES | | | | | INTERCEPTIONS | | | | | FUMBLES | | | |
|---------------|------|----------|----------|----------|----------|----------|------------|------------|---------------|------------|----------|----------|----------|----------|----------|----------|----------|
| | | | | TOT | SOL | AST | SACKS | YDS | INT | YDS | LG | TD | PD | FF | FR | YDS | |
| 2011 | SF | 1 | 0 | 0 | 0 | 0 | 0.0 | 0.0 | 0 | 0.0 | 0 | 0 | 0 | 1 | 1 | 0 | 0 |
| TOTALS | | 1 | 0 | 0 | 0 | 0 | 0.0 | 0.0 | 0 | 0.0 | 0 | 0 | 0 | 1 | 1 | 0 | 0 |

Additional Statistics:

Special Teams Tackles – 71: 2007 (7); 2008 (26); 2009 (14); 2010 (7), 2011 (17)

Postseason Special Teams Tackles – 1: 2011 (1)

Special Teams Forced Fumbles – 4: 2008 (2); 2009 (2)

Special Teams Fumble Recoveries – 4: 2009 (3); 2010 (1)

Milestones:

NFL Debut: at Cle. (12/16/07); **First FF:** at KC (11/23/08 – CB Maurice Leggett); **First FR:** at Den (9/20/09 – RB Peyton Hillis); **First Postseason FR:** vs. NO (1/14/12); **First Postseason FF:** vs. NO (1/14/12)

COSTANZO'S CAREER HIGHS

Forced Fumbles: Regular Season – 2 at KC (11/23/08); Postseason – 1 vs. NO (1/14/12)

Fumble Recoveries: Regular Season – 1 (4 times) Last at TB (9/12/10); Postseason – 1 vs. NO (1/14/12)



// TRANSACTIONS

Originally signed by the NYJ as an undrafted free agent on 5/12/06...Waived by the NYJ on 9/2/06...Re-signed by the NYJ following the 2006 season before being waived on 9/1/07... Signed to Buf. practice squad on 10/24/07...Signed by Buf. to the active roster on 12/14/07...Waived by Buf. on 6/11/09...Claimed by Cle. via waivers on 6/16/09...Signed one-year deal with Cle. on 3/17/10...Signed one-year deal with SF on 8/3/11.

// AWARDS & HONORS

2009: Selected to *SI.com's* All-Pro team as a special teamer

// 2010 (CLEVELAND)

- Recorded seven tackles and a FR on special teams.
- Part of a kickoff coverage group that led the NFL by allowing an average of only 17.8-yards per return.
- Also a member of a punt coverage unit that allowed an average of 7.1 yards per return, a figure that was fifth-best in the NFL.

// 2009 (CLEVELAND)

- Saw action in all 16 games, notching 14 tackles, 3 FRs and a FF on special teams.
- Tied for first in the AFC and 3rd in the NFL with 3 defensive/special teams FRs.
- Led the team with 14 special teams tackles.
- Also played a key role on both kickoff return and kickoff coverage, helping the Browns to an NFL-best average starting position of 31.4 and a league-best defensive kickoff return average of 18.9.
- Selected to *SI.com's* All-Pro team as a special teamer.

// 2008 (BUFFALO)

- Appeared in all 16 games as a reserve and led the Bills with 26 special teams tackles.

// 2007 (BUFFALO)

- Signed to the Bills practice squad on 10/24 and promoted to their active roster on 12/14.
- Made his NFL debut on special teams at Cle. (12/16).
- Played on special teams the final three games of the regular season, posting seven tackles.

// 2007 NFL EUROPA (RHEIN FIRE)

- Appeared in 10 contests, posting 47 tackles, 8 PDs, 2 sacks, an INT and a FF.
- Selected to the All-NFL Europa defensive team as a linebacker.

// COLLEGE

A three-year starter at Lafayette College, finished his career with 307 tackles, 18 sacks, 3 INTs, 12 PDs, 4 FFs and 3 FRs. Notched 86 tackles and 6.5 sacks as a senior.

// PERSONAL

- Attended Ramapo (NJ) High School and was a three-year letterman who played TE and LB.
- Helped lead his team to two state championships.
- Named to All-Bergen County first team and all-state first team as a senior.
- Graduated with a degree in sociology.
- Born Blake Costanzo (4/14/84) in Franklin Lakes, NJ.

// INJURY REPORT

2010: Place on Injured Reserve on 11/23 with a groin injury.



COSTANZO'S GAME-BY-GAME

2007 (Buffalo)

| Date | Opp | W/L | P/S | Tot | Sol | Ast | Sk | Yds | Int | Yds | PD | FF | FR | Yds |
|---|--------|-----|------------|----------|----------|----------|------------|------------|----------|----------|----------|----------|----------|----------|
| SIGNED TO BUF. PRACTICE SQUAD ON 10/24 | | | | | | | | | | | | | | |
| Oct 28 | at NYJ | W | | | | | | | | | | | | |
| Nov 4 | Cin | W | | | | | | | | | | | | |
| Nov 11 | at Mia | W | | | | | | | | | | | | |
| Nov 18 | NE | L | | | | | | | | | | | | |
| Nov 25 | at Jax | L | | | | | | | | | | | | |
| Dec 2 | at Was | W | | | | | | | | | | | | |
| Dec 9 | Mia | W | | | | | | | | | | | | |
| SIGNED TO BUF. ACTIVE ROSTER ON 12/14 | | | | | | | | | | | | | | |
| Dec 16 | at Cle | L | 1/0 | 0 | 0 | 0 | 0.0 | 0.0 | 0 | 0 | 0 | 0 | 0 | 0 |
| Dec 23 | NYG | L | 1/0 | 0 | 0 | 0 | 0.0 | 0.0 | 0 | 0 | 0 | 0 | 0 | 0 |
| Dec 30 | at Phi | L | 1/0 | 0 | 0 | 0 | 0.0 | 0.0 | 0 | 0 | 0 | 0 | 0 | 0 |
| TOTALS | | | 3/0 | 0 | 0 | 0 | 0.0 | 0.0 | 0 | 0 | 0 | 0 | 0 | 0 |

2008 (Buffalo)

| Date | Opp | W/L | P/S | Tot | Sol | Ast | Sk | Yds | Int | Yds | PD | FF | FR | Yds |
|---------------|--------|-----|-------------|----------|----------|----------|------------|------------|----------|----------|----------|----------|----------|----------|
| Sep 7 | Sea | W | 1/0 | 0 | 0 | 0 | 0.0 | 0.0 | 0 | 0 | 0 | 0 | 0 | 0 |
| Sep 14 | at Jax | W | 1/0 | 0 | 0 | 0 | 0.0 | 0.0 | 0 | 0 | 0 | 0 | 0 | 0 |
| Sep 21 | Oak | W | 1/0 | 0 | 0 | 0 | 0.0 | 0.0 | 0 | 0 | 0 | 0 | 0 | 0 |
| Sep 28 | at StL | W | 1/0 | 0 | 0 | 0 | 0.0 | 0.0 | 0 | 0 | 0 | 0 | 0 | 0 |
| Oct 5 | at Arz | L | 1/0 | 0 | 0 | 0 | 0.0 | 0.0 | 0 | 0 | 0 | 0 | 0 | 0 |
| Oct 19 | SD | W | 1/0 | 0 | 0 | 0 | 0.0 | 0.0 | 0 | 0 | 0 | 0 | 0 | 0 |
| Oct 26 | at Mia | L | 1/0 | 0 | 0 | 0 | 0.0 | 0.0 | 0 | 0 | 0 | 0 | 0 | 0 |
| Nov 2 | NYJ | L | 1/0 | 0 | 0 | 0 | 0.0 | 0.0 | 0 | 0 | 0 | 0 | 0 | 0 |
| Nov 9 | at NE | L | 1/0 | 0 | 0 | 0 | 0.0 | 0.0 | 0 | 0 | 0 | 0 | 0 | 0 |
| Nov 17 | Cle | L | 1/0 | 0 | 0 | 0 | 0.0 | 0.0 | 0 | 0 | 0 | 0 | 0 | 0 |
| Nov 23 | at KC | W | 1/0 | 0 | 0 | 0 | 0.0 | 0.0 | 0 | 0 | 2 | 0 | 0 | 0 |
| Nov 30 | SF | L | 1/0 | 0 | 0 | 0 | 0.0 | 0.0 | 0 | 0 | 0 | 0 | 0 | 0 |
| Dec 7 | Mia | L | 1/0 | 0 | 0 | 0 | 0.0 | 0.0 | 0 | 0 | 0 | 0 | 0 | 0 |
| Dec 14 | at NYJ | L | 1/0 | 0 | 0 | 0 | 0.0 | 0.0 | 0 | 0 | 0 | 0 | 0 | 0 |
| Dec 21 | at Den | W | 1/0 | 0 | 0 | 0 | 0.0 | 0.0 | 0 | 0 | 0 | 0 | 0 | 0 |
| Dec 28 | NE | L | 1/0 | 0 | 0 | 0 | 0.0 | 0.0 | 0 | 0 | 0 | 0 | 0 | 0 |
| TOTALS | | | 16/0 | 0 | 0 | 0 | 0.0 | 0.0 | 0 | 0 | 2 | 0 | 0 | 0 |

2009 (Cleveland)

| Date | Opp | W/L | P/S | Tot | Sol | Ast | Sk | Yds | Int | Yds | PD | FF | FR | Yds |
|---------------|--------|-----|-------------|----------|----------|----------|------------|------------|----------|----------|----------|----------|----------|----------|
| Sep 13 | Min | L | 1/0 | 0 | 0 | 0 | 0.0 | 0.0 | 0 | 0 | 0 | 0 | 0 | 0 |
| Sep 20 | at Den | L | 1/0 | 0 | 0 | 0 | 0.0 | 0.0 | 0 | 0 | 0 | 1 | 1 | 0 |
| Sep 27 | at Bal | L | 1/0 | 0 | 0 | 0 | 0.0 | 0.0 | 0 | 0 | 0 | 0 | 0 | 0 |
| Oct 4 | Cin | L | 1/0 | 0 | 0 | 0 | 0.0 | 0.0 | 0 | 0 | 0 | 0 | 0 | 1 |
| Oct 11 | at Buf | W | 1/0 | 0 | 0 | 0 | 0.0 | 0.0 | 0 | 0 | 0 | 0 | 0 | 1 |
| Oct 18 | at Pit | L | 1/0 | 0 | 0 | 0 | 0.0 | 0.0 | 0 | 0 | 0 | 0 | 0 | 0 |
| Oct 25 | GB | L | 1/0 | 0 | 0 | 0 | 0.0 | 0.0 | 0 | 0 | 0 | 0 | 0 | 0 |
| Nov 1 | at Chi | L | 1/0 | 0 | 0 | 0 | 0.0 | 0.0 | 0 | 0 | 0 | 0 | 0 | 0 |
| Nov 16 | Bal | L | 1/0 | 0 | 0 | 0 | 0.0 | 0.0 | 0 | 0 | 0 | 0 | 0 | 0 |
| Nov 22 | at Det | L | 1/0 | 0 | 0 | 0 | 0.0 | 0.0 | 0 | 0 | 0 | 0 | 0 | 0 |
| Nov 29 | at Cin | L | 1/0 | 0 | 0 | 0 | 0.0 | 0.0 | 0 | 0 | 0 | 0 | 0 | 0 |
| Dec 6 | SD | L | 1/0 | 0 | 0 | 0 | 0.0 | 0.0 | 0 | 0 | 0 | 0 | 0 | 0 |
| Dec 10 | Pit | W | 1/0 | 0 | 0 | 0 | 0.0 | 0.0 | 0 | 0 | 0 | 0 | 0 | 0 |
| Dec 20 | at KC | W | 1/0 | 0 | 0 | 0 | 0.0 | 0.0 | 0 | 0 | 0 | 1 | 0 | 0 |
| Dec 27 | Oak | W | 1/0 | 0 | 0 | 0 | 0.0 | 0.0 | 0 | 0 | 0 | 0 | 0 | 0 |
| Jan 3 | Jax | W | 1/0 | 0 | 0 | 0 | 0.0 | 0.0 | 0 | 0 | 0 | 0 | 0 | 0 |
| TOTALS | | | 16/0 | 0 | 0 | 0 | 0.0 | 0.0 | 0 | 0 | 0 | 2 | 3 | 0 |

2010 (Cleveland)

| Date | Opp | W/L | P/S | Tot | Sol | Ast | Sk | Yds | Int | Yds | PD | FF | FR | Yds |
|---|--------|-----|-------------|----------|----------|----------|------------|------------|----------|----------|----------|----------|----------|----------|
| Sep 12 | at TB | L | 1/0 | 0 | 0 | 0 | 0.0 | 0.0 | 0 | 0 | 0 | 0 | 1 | 0 |
| Sep 19 | KC | L | 1/0 | 0 | 0 | 0 | 0.0 | 0.0 | 0 | 0 | 0 | 0 | 0 | 0 |
| Sep 26 | at Bal | L | 1/0 | 0 | 0 | 0 | 0.0 | 0.0 | 0 | 0 | 0 | 0 | 0 | 0 |
| Oct 3 | Cin | W | 1/0 | 0 | 0 | 0 | 0.0 | 0.0 | 0 | 0 | 0 | 0 | 0 | 0 |
| Oct 10 | Atl | L | 1/0 | 0 | 0 | 0 | 0.0 | 0.0 | 0 | 0 | 0 | 0 | 0 | 0 |
| Oct 17 | at Pit | L | 1/0 | 0 | 0 | 0 | 0.0 | 0.0 | 0 | 0 | 0 | 0 | 0 | 0 |
| Oct 24 | at NO | W | 1/0 | 0 | 0 | 0 | 0.0 | 0.0 | 0 | 0 | 0 | 0 | 0 | 0 |
| Nov 7 | NE | W | 1/0 | 0 | 0 | 0 | 0.0 | 0.0 | 0 | 0 | 0 | 0 | 0 | 0 |
| Nov 14 | NYJ | L | 1/0 | 0 | 0 | 0 | 0.0 | 0.0 | 0 | 0 | 0 | 0 | 0 | 0 |
| Nov 21 | at Jax | L | 1/0 | 0 | 0 | 0 | 0.0 | 0.0 | 0 | 0 | 0 | 0 | 0 | 0 |
| PLACED ON INJURED RESERVE ON 11/23 (Groin) | | | | | | | | | | | | | | |
| TOTALS | | | 10/0 | 0 | 0 | 0 | 0.0 | 0.0 | 0 | 0 | 0 | 0 | 1 | 0 |



15

MICHAEL CRABTREE

| WIDE RECEIVER



6-1 | 214 | TEXAS TECH | 3RD YEAR | BORN 9.14.87 | DALLAS, TX
ACQUIRED D-1 IN '09 | CARTER HS, DALLAS, TX

As the 10th overall pick in the 2009 NFL Draft by San Francisco, Michael Crabtree has showcased his rare combination of size, hands and run-after-the-catch ability during his first three seasons with the 49ers. A reliable receiver, Crabtree has caught a pass in each of his 42 NFL games played, which includes recording at least three receptions in 36 of those contests. He put his natural football ability on display in his rookie season with the 49ers, leading all rookie receivers with 56.8 receiving yards per game despite missing the first five games of the season and all of training camp due to a contract impasse. Crabtree followed up his rookie campaign with career-highs in every receiving category in 2010. Crabtree excelled in 2011, as he led the team with 72 receptions for 880 yds. and four TDs. His 72 receptions and 880 receiving yds. were both career highs. Widely considered one of the most prolific receivers in college football history, Crabtree earned the coveted Biletnikoff Award - given to the nation's best receiver - in each of his two seasons played at Texas Tech.

// 2011 POSTSEASON HIGHLIGHTS

- Caught a 4-yd. TD pass from QB Alex Smith and hauled in 4 catches for 25 yds. vs. NO (1/14).

// 2011 HIGHLIGHTS

- Hauled in a game-high 9 receipts. for 77 yds. at Det. (10/16), tying his career high (9 receipts. - 10/10/10 vs. Phi.).
- Caught his first TD receipt. of the season vs. Cle. (10/30) on a 2-yd. pass from QB Alex Smith in 20-10 win.
- Converted on a 2-pt. conversion in the 4th qtr. to extend the lead by a TD vs. NYG (11/14). The 2-pt. conversion was Crabtree's first and the 49ers first since 9/20/10 vs. NO.
- Hauled in 7 receipts. for 120 yds. vs. Arz. (11/20), marking his first 100-yd. receiving performance since 12/26/10 at StL. and third of his career.
- Tallied 4 receipts. for 96 yds. and 1 TD vs. StL (12/4). He caught a season-high 52-yd. TD pass in the 3rd qtr., marking his 2nd TD receipt. of the season and his longest receipt. since 12/26/10 at StL (60-yd. TD from QB Troy Smith).
- Led the team with 5 catches for 85 yds. at Sea. (12/24), including a 41-yd. receipt. that set up the game-winning 39-yd. FG with 3:01 remaining in the game.
- Recorded 8 receipts. for 86 yds. and 2 TDs at StL (1/12), marking his first career 2-TD performance.

// GOLDMINE

- A nationally-ranked basketball player at Carter HS in Dallas, TX, Michael was rated among the top 50 prospects in Texas and received several scholarship offers from major colleges. As a senior, he averaged 20.8 points, 6.7 rebounds and 3.1 assists per game. Michael limited his college options to those that would allow him to play both basketball and football. He chose Texas Tech because both Bob Knight and Mike Leach recruited him.
- Considered a fashion connoisseur, Michael owns more than 1,000 pairs of shoes. On game days, he puts his style on display and wears his own customized Air Jordan cleats.

// 2011 INJURY REPORT

- Inactive (foot) vs. Dal. (9/18).

CRABTREE'S GAME-BY-GAME

| 2011 | | | | | | | | | |
|---------------|--------|-----|-----|-----------------|-----------|------------|-------------|------------|----------|
| Date | Opp | W/L | P/S | Rec | Yds | Avg | Lg | TD | |
| Sep 11 | Sea | W | 1/0 | 1 | 4 | 4.0 | 4 | 0 | |
| Sep 18 | Dal | L | - | INACTIVE (Foot) | | | - | - | |
| Sep 25 | at Cin | W | 1/1 | 3 | 24 | 8.0 | 8 | 0 | |
| Oct 2 | at Phi | W | 1/1 | 5 | 68 | 13.6 | 38 | 0 | |
| Oct 9 | TB | W | 1/1 | 2 | 36 | 18.0 | 21 | 0 | |
| Oct 16 | at Det | W | 1/1 | 9 | 77 | 8.6 | 27 | 0 | |
| Oct 30 | Cle | W | 1/1 | 5 | 54 | 10.8 | 41 | 1 | |
| Nov 6 | at Was | W | 1/1 | 5 | 51 | 10.2 | 21 | 0 | |
| Nov 13 | NYG | W | 1/1 | 1 | 21 | 21.0 | 21 | 0 | |
| Nov 20 | Arz | W | 1/1 | 7 | 120 | 17.1 | 38 | 0 | |
| Nov 24 | at Bal | L | 1/1 | 6 | 54 | 9.0 | 18 | 0 | |
| Dec 4 | StL | W | 1/1 | 4 | 96 | 24.0 | 52t | 1 | |
| Dec 11 | at Arz | L | 1/1 | 7 | 63 | 9.0 | 15 | 0 | |
| Dec 19 | Pit | W | 1/1 | 4 | 35 | 8.8 | 12 | 0 | |
| Dex 24 | at Sea | W | 1/1 | 5 | 85 | 17.0 | 41 | 0 | |
| Jan 1 | at StL | W | 1/1 | 8 | 86 | 10.2 | 28t | 2 | |
| TOTALS | | | | 15/14 | 72 | 880 | 12.1 | 52t | 4 |

| 2011 Postseason | | | | | | | | | |
|-----------------|-----|-----|-----|------------|----------|-----------|------------|----------|----------|
| Date | Opp | W/L | P/S | Rec | Yds | Avg | Lg | TD | |
| Jan 14 | NO | W | 1/1 | 4 | 25 | 6.3 | 9 | 1 | |
| Jan 22 | NYG | | | | | | | | |
| TOTALS | | | | 1/1 | 4 | 25 | 6.3 | 9 | 1 |



CRABTREE'S CAREER STATISTICS

| YEAR | TEAM | GP | GS | RECEIVING | | | | | RUSHING | | | | |
|---------------|------|-----------|-----------|------------|--------------|-------------|------------|-----------|----------|----------|------------|----------|----------|
| | | | | NO | YDS | AVG | LG | TD | ATT | YDS | AVG | LG | TD |
| 2009 | SF | 11 | 11 | 48 | 625 | 13.0 | 50 | 2 | 0 | 0 | 0.0 | 0 | 0 |
| 2010 | SF | 16 | 15 | 55 | 741 | 13.5 | 60t | 6 | 0 | 0 | 0.0 | 0 | 0 |
| 2011 | SF | 15 | 14 | 72 | 874 | 12.1 | 52t | 4 | 1 | 6 | 6.0 | 6 | 0 |
| TOTALS | | 42 | 40 | 176 | 2,240 | 12.8 | 60t | 12 | 1 | 6 | 6.0 | 6 | 0 |

PLAYOFFS

| YEAR | TEAM | GP | GS | RECEIVING | | | | | RUSHING | | | | |
|---------------|------|----------|----------|-----------|-----------|------------|----------|----------|----------|----------|------------|----------|----------|
| | | | | NO | YDS | AVG | LG | TD | ATT | YDS | AVG | LG | TD |
| 2011 | SF | 1 | 1 | 4 | 25 | 6.3 | 9 | 1 | 0 | 0 | 0.0 | 0 | 0 |
| TOTALS | | 1 | 1 | 4 | 25 | 6.3 | 9 | 1 | 0 | 0 | 0.0 | 0 | 0 |

Additional Statistics:

Fumble – Lost – 1–1: 1–1 in 2009

Milestones:

NFL Debut: at Hou. (10/25/09); **First Start:** at Hou. (10/25/09); **First Reception:** at Hou. (10/25/09 – 4–yd. pass from QB Shaun Hill); **First TD Reception:** at GB (11/22/09 – 38–yd. pass from QB Alex Smith); **100–yd. Games:** 3, Last vs. Arz. (11/20/11 – 120 yds.); **Reached 1,000 rec. yds:** vs. Den. (10/31/10 – 28–yd. TD pass from QB Troy Smith); **Reached 2,000 rec. yds:** at Arz. (12/11/11 – 15–yd. pass from QB Alex Smith)

CRABTREE'S CAREER HIGHS

Receptions: 9 (3 times) Last at StL (1/1/12)
Receiving Yards: 122 at StL (12/26/10)
Rushes: 1 at StL (1/1/12)

Long Rush: 6 at StL (1/1/12)
Long Reception: 60t at StL (12/26/10)
TD Receptions: 2 at StL (1/1/12)



// TRANSACTIONS

Originally drafted in the 1st-round (10th overall) by SF in 2009.

// 2010

- Set a career-high in receipts. (55), rec. yds. (741) and TDs (6).
- Registered 9 receipts. for 105 yds. and 1 TD vs. Phi. (10/10), marking his first career 100-yd. performance. His 9 receipts. also set a new career high. Became the first 49ers wide receiver to register a 100-yd. game since WR Isaac Bruce at Dal. (11/24/08 - 8 receipts. for 125 yds. and 1 TD). Along with TE Vernon Davis (104 rec. yds.), the duo became the first set of 49ers teammates to eclipse the 100-yd. receiving plateau in the same game since 1/3/00 at Atl. [WR Jerry Rice (143 rec. yds.) and WR J.J. Stokes (130 rec. yds.)].
- Registered his 4th TD of the season on a 16-yd. TD pass from QB Troy Smith to give the 49ers a 20-17 lead in the 4th qtr. vs. StL (11/14).
- Notched 6 receipts. for a career-high 122 yds. and 1 TD at StL (12/26), which included a career-long 60-yd. receipt. from QB Troy Smith.

// 2009

- Finished the regular season ranked first among all NFL rookies with 56.8 rec. yds./game.
- Ranked t-4th in franchise history with 48 receipts. and 625 rec. yds. among all 49ers rookies.
- Ranked 2nd on the team with 625 rec. yds. and 4th on the team with 48 receipts. during the season.
- Started his first career game and registered 5 receipts. for 56 yds. at Hou. (10/25).
- Caught a 38-yd. strike from QB Alex Smith for his first career TD at GB (11/22).
- Recorded his first TD in front of the home crowd on a 35-yd TD receipt. from Smith vs. Arz. (12/14).
- Set a career long with a 50-yd. receipt. from Smith vs. Det. (12/27).

// COLLEGE

As college football's most productive receiver over his final two seasons, was twice honored as the Fred Biletnikoff Award recipient, becoming the first ever first-year player to receive the award, in 2007. The two-time All-America and Big 12 selection finished his two-year Texas Tech career with 3,127 rec. yds., breaking the previous team record of 3,069 yds. set by Wes Welker. Became only the 7th player in conference history to gain over 3,000 career yds. Ranked 5th in NCAA history in career rec. avg. (120.3) and 6th in career TD receipts. (41), shattering the previous school record (30). His 231 career receipts. and 41 career TDs, which came in 2007-08, set NCAA records for catches and TDs in a two-year span. A model of consistency, put together a string of 13 consecutive games with at least one TD and 5 receipts., tying an NCAA record. In 2008, registered 1,165 yds. rec. (97 receipts.) and 19 TDs. Set school, conference and NCAA freshman single-season records with 134 receipts. for 1,962 yds. (14.6 avg) and 22 TDs, in 2007. His rec. yardage total that year is 3rd-best in NCAA history. Redshirted as a true freshman.

// PERSONAL

- Played QB at Carter (Dallas, TX) HS, finishing his senior season with 870 passing yds. and 11 TDs, while running for 646 yds. and 9TDs on 100 carries.
- Related to former Texas Tech running back Ricky A. Williams.
- Born Michael Crabtree (9/14/87) in Dallas, TX.
- Majored in general studies.

// INJURY REPORT

2011: Inactive vs. Dal. (9/18 - Foot).

CRABTREE'S GAME-BY-GAME

| 2009 | | | | | | | | | 2010 | | | | | | | | | |
|---------------|--------|-----|--------------|------------------|------------|-------------|-----------|----------|---------------|--------|--------|--------------|-----------|------------|-------------|------------|----------|---|
| Date | Opp | W/L | P/S | Rec | Yds | Avg | Lg | TD | Date | Opp | W/L | P/S | Rec | Yds | Avg | Lg | TD | |
| Sep 13 | at Arz | W | - | NOT ON ROSTER | | | | - | - | Sep 12 | at Sea | L | 1/1 | 2 | 12 | 6.0 | 9 | 0 |
| Sep 20 | Sea | W | - | NOT ON ROSTER | | | | - | - | Sep 20 | NO | L | 1/1 | 1 | 32 | 32.0 | 32 | 0 |
| Sep 27 | at Min | L | - | NOT ON ROSTER | | | | - | - | Sep 26 | at KC | L | 1/1 | 3 | 37 | 12.3 | 22 | 0 |
| Oct 4 | StL | L | - | NOT ON ROSTER | | | | - | - | Oct 3 | at Atl | L | 1/1 | 5 | 58 | 11.6 | 15 | 0 |
| Oct 11 | Atl | W | - | ROSTER EXEMPTION | | | | - | - | Oct 10 | Phi | L | 1/1 | 9 | 105 | 11.7 | 22 | 1 |
| Oct 25 | at Hou | L | 1/1 | 5 | 56 | 11.2 | 18 | 0 | Oct 17 | Oak | W | 1/1 | 4 | 57 | 14.3 | 32t | 1 | |
| Nov 1 | at Ind | L | 1/1 | 6 | 81 | 13.5 | 27 | 0 | Oct 24 | at Car | L | 1/1 | 4 | 31 | 7.8 | 18 | 0 | |
| Nov 8 | Ten | W | 1/1 | 3 | 30 | 10.0 | 17 | 0 | Oct 31 | Den | W | 1/0 | 3 | 53 | 17.7 | 28t | 1 | |
| Nov 12 | Chi | W | 1/1 | 4 | 48 | 12.0 | 20 | 0 | Nov 14 | StL | W | 1/1 | 4 | 61 | 15.3 | 21 | 1 | |
| Nov 22 | at GB | W | 1/1 | 4 | 77 | 19.3 | 38t | 1 | Nov 21 | TB | L | 1/1 | 1 | 15 | 15.0 | 15 | 0 | |
| Nov 29 | Jax | L | 1/1 | 4 | 54 | 13.5 | 27 | 0 | Nov 29 | at Arz | W | 1/1 | 2 | 48 | 24.0 | 38 | 1 | |
| Dec 6 | at Sea | L | 1/1 | 6 | 60 | 10.0 | 20 | 0 | Dec 5 | at GB | W | 1/1 | 3 | 45 | 15.0 | 39 | 0 | |
| Dec 14 | Arz | L | 1/1 | 5 | 67 | 13.4 | 35t | 1 | Dec 12 | Sea | W | 1/1 | 1 | 1 | 1.0 | 1 | 0 | |
| Dec 20 | at Phi | W | 1/1 | 4 | 26 | 6.5 | 12 | 0 | Dec 16 | at SD | L | 1/1 | 3 | 17 | 5.7 | 9 | 0 | |
| Dec 27 | Det | L | 1/1 | 4 | 68 | 17.0 | 50 | 0 | Dec 26 | at StL | L | 1/1 | 6 | 122 | 20.3 | 60t | 1 | |
| Jan 3 | at StL | W | 1/1 | 3 | 58 | 19.3 | 38 | 0 | Jan 2 | Arz | W | 1/1 | 4 | 47 | 11.8 | 18 | 0 | |
| TOTALS | | | 11/11 | 48 | 625 | 13.0 | 50 | 2 | TOTALS | | | 16/15 | 55 | 741 | 13.5 | 60t | 6 | |



29

CHRIS CULLIVER
| CORNERBACK



6-0 | 199 | SOUTH CAROLINA | ROOKIE | BORN 8.17.88 | PHILADELPHIA, PA
ACQUIRED D-3 IN '11 | GARNER MAGNET HS, GARNER, NC

With a nice combination of size and speed, Chris Culliver is a smooth, fluid defender that is comfortable and effective in a multitude of coverages. Culliver saw action in all 16 games as a rookie, seeing action as the third cornerback. Beginning his collegiate career as a safety, Culliver made the transition to cornerback as a senior. He also brings a wealth of kickoff return experience, ranking third in SEC history in kickoff returns (106) and kickoff return yards (2,476).

// 2011 HIGHLIGHTS

- Made NFL debut vs. Sea. (9/11) on special teams and had 1 special teams tackle.
- Notched 3 PDs vs. TB (10/9) and his first career INT after picking off QB Josh Freeman in the 2nd qtr., leading to a 2-yd. TD run from RB Frank Gore.
- Recorded a career-high 6 tackles (5 solo) vs. Pit. (12/19).

CULLIVER'S GAME-BY-GAME

| 2011 | | | | | | | | | | | | | | |
|---------------|--------|-----|-------------|-----------|-----------|----------|------------|------------|----------|-----------|----------|----------|----------|----------|
| Date | Opp | W/L | P/S | Tot | Sol | Ast | Sk | Yds | Int | Yds | PD | FF | FR | Yds |
| Sep 11 | Sea | W | 1/0 | 0 | 0 | 0 | 0.0 | 0.0 | 0 | 0 | 0 | 0 | 0 | 0 |
| Sep 18 | Dal | L | 1/0 | 0 | 0 | 0 | 0.0 | 0.0 | 0 | 0 | 0 | 0 | 0 | 0 |
| Sep 25 | at Cin | W | 1/0 | 0 | 0 | 0 | 0.0 | 0.0 | 0 | 0 | 0 | 0 | 0 | 0 |
| Oct 2 | at Phi | W | 1/0 | 3 | 3 | 0 | 0.0 | 0.0 | 0 | 0 | 0 | 0 | 0 | 0 |
| Oct 9 | TB | W | 1/0 | 2 | 2 | 0 | 0.0 | 0.0 | 1 | 23 | 3 | 0 | 0 | 0 |
| Oct 16 | at Det | W | 1/0 | 2 | 2 | 0 | 0.0 | 0.0 | 0 | 0 | 1 | 0 | 0 | 0 |
| Oct 30 | Cle | W | 1/0 | 5 | 4 | 1 | 0.0 | 0.0 | 0 | 0 | 1 | 0 | 0 | 0 |
| Nov 6 | at Was | W | 1/0 | 3 | 3 | 0 | 0.0 | 0.0 | 0 | 0 | 1 | 0 | 0 | 0 |
| Nov 13 | NYG | W | 1/0 | 2 | 1 | 1 | 0.0 | 0.0 | 0 | 0 | 0 | 0 | 0 | 0 |
| Nov 20 | Arz | W | 1/0 | 2 | 2 | 0 | 0.0 | 0.0 | 0 | 0 | 0 | 0 | 0 | 0 |
| Nov 24 | at Bal | L | 1/0 | 5 | 4 | 1 | 0.0 | 0.0 | 0 | 0 | 1 | 0 | 0 | 0 |
| Dec 4 | StL | W | 1/0 | 1 | 1 | 0 | 0.0 | 0.0 | 0 | 0 | 0 | 0 | 0 | 0 |
| Dec 11 | at Arz | L | 1/0 | 1 | 1 | 0 | 0.0 | 0.0 | 0 | 0 | 0 | 0 | 0 | 0 |
| Dec 19 | Pit | W | 1/0 | 6 | 5 | 1 | 0.0 | 0.0 | 0 | 0 | 0 | 0 | 0 | 0 |
| Dec 24 | at Sea | W | 1/0 | 2 | 2 | 0 | 0.0 | 0.0 | 0 | 0 | 0 | 0 | 0 | 0 |
| Jan 1 | at StL | W | 1/0 | 2 | 1 | 1 | 0.0 | 0.0 | 0 | 0 | 0 | 0 | 0 | 0 |
| TOTALS | | | 16/0 | 36 | 31 | 5 | 0.0 | 0.0 | 1 | 23 | 7 | 0 | 0 | 0 |

| 2011 Postseason | | | | | | | | | | | | | | |
|-----------------|-----|-----|------------|----------|----------|----------|----------|------------|----------|----------|----------|----------|----------|----------|
| Date | Opp | W/L | P/S | Tot | Sol | Ast | Sk | Yds | Int | Yds | PD | FF | FR | Yds |
| Jan 14 | NO | W | 1/0 | 4 | 3 | 1 | 0 | 0.0 | 0 | 0 | 0 | 0 | 0 | 0 |
| Jan 22 | NYG | | | | | | | | | | | | | |
| TOTALS | | | 1/0 | 4 | 3 | 1 | 0 | 0.0 | 0 | 0 | 0 | 0 | 0 | 0 |

Special Teams Tackles: 4

CULLIVER'S CAREER STATISTICS

| YEAR | TEAM | GP | GS | TACKLES | | | | | INTERCEPTIONS | | | | | FUMBLES | | |
|---------------|------|-----------|----------|-----------|-----------|----------|------------|------------|---------------|-----------|-----------|----------|----------|----------|----------|----------|
| | | | | TOT | SOL | AST | SACKS | YDS | INT | YDS | LG | TD | PD | FF | FR | YDS |
| 2011 | SF | 16 | 0 | 36 | 31 | 5 | 0.0 | 0.0 | 1 | 23 | 23 | 0 | 7 | 0 | 0 | 0 |
| TOTALS | | 16 | 0 | 36 | 31 | 5 | 0.0 | 0.0 | 1 | 23 | 23 | 0 | 7 | 0 | 0 | 0 |

PLAYOFFS

| YEAR | TEAM | GP | GS | TACKLES | | | | | INTERCEPTIONS | | | | | FUMBLES | | |
|---------------|------|----------|----------|----------|----------|----------|------------|------------|---------------|----------|----------|----------|----------|----------|----------|----------|
| | | | | TOT | SOL | AST | SACKS | YDS | INT | YDS | LG | TD | PD | FF | FR | YDS |
| 2011 | SF | 1 | 0 | 4 | 3 | 1 | 0.0 | 0.0 | 0 | 0 | 0 | 0 | 0 | 0 | 0 | 0 |
| TOTALS | | 1 | 0 | 4 | 3 | 1 | 0.0 | 0.0 | 0 | 0 | 0 | 0 | 0 | 0 | 0 | 0 |

Additional Statistics:

Special Teams Tackles – 4: 2011 (4)

Milestones:

NFL Debut: vs. Sea. (9/11/11); First INT: vs. TB (10/9/11 – QB Josh Freeman)

CULLIVER'S CAREER HIGHS

Total Tackles: 5 (2 times) Last at Bal. (11/24/11)

Solo: 5 vs. Pit. (12/19/11)

Assists: 1 (4 times) Last vs. Pit. (12/19/11)

Passes Defended: 3 vs. TB (10/9/11)

Interceptions: 1 vs. TB (10/9/11)

Forced Fumbles: 1 vs. Arz. (11/20/11)



// TRANSACTIONS

Originally a 3rd-round (80th overall) draft choice by SF in 2011.

// COLLEGE

Played in 43 games (32 starts) for the Gamecocks and recorded 156 tackles, 3 INTs, 4.0 sacks, 10 TFLs, 3 FFs, FR and 14 PDs. Also registered 106 KORs for 2,476 yds and 2 PRs for 18 yds. Set a school record and ranks 3rd in SEC history in career KORs and KOR yds. Became just the fifth player in school history to lead the team in KOR avg. for three consecutive seasons (2007-09). Originally began his career at South Carolina as a WR before moving to FS as a sophomore, and eventually transitioning to CB as a senior. In 2010, was a preseason All-American and All-SEC honoree. Started all seven games he appeared in and registered 34 tackles, 1.0 sack, 2.5 TFLs, a FF and 2 PDs. Also registered 12 KORs for 261 yds. (21.8 avg.). Suffered a season-ending torn pectoral muscle vs. Tennessee. As a junior, named second-team All-SEC by *The NFL Draft Report* and AP. Started all 12 games at FS and recorded 62 tackles, 2.0 sacks, 3 TFLs, a FR and 9 PDs, while adding 26 KORs for 585 yds. (22.5 avg.). Led a secondary that ranked 2nd in the SEC and 8th nationally in pass defense (163.0 yds./gm.). In his sophomore season, played in 13 games (12 starts) and notched 60 tackles, 3 INTs, 1.0 sack, 2 FFs and 3 PDs. Also registered 34 KORs for 821 yds. (24.2 avg.). Helped the Gamecock secondary rank 2nd in the nation in pass defense (159.2 yds./gm.). In 2007, was a Freshman All-America choice as a return specialist by *The NFL Draft Report* and a Freshman All-SEC selection by *The Sporting News*. Played in 11 games (one start) as a WR and registered 34 KORs for 809 yds (23.8 avg.).

// PERSONAL

- Attended Garner (NC) Magnet HS and was regarded as the top prep player in the state of North Carolina, receiving a five-star prospect rating. Also earned all-state honors.
- Notched 287 tackles, 8 INTs and 7.0 sacks as a junior and senior. Also registered 6 returns for TDs on special teams (4 KOR and 2 PRs).
- Born Chris Culliver (8/17/88) in Philadelphia, PA.
- Majored in sport and entertainment management.

THE SCOUTING REPORT

"One of the things we really liked about Chris was the physical attributes of the player. And we like the fact that he's played both safety and corner. To me, that's a positive not a negative. That means there's upside to the position he switched to as a senior, but it also gives you versatility. He's competitive. He's got some things he's going to have to learn as a corner. But every corner who comes into this league has to develop." - **49ers General Manager Trent Baalke**



ANTHONY DAVIS

| TACKLE



6-5 | 323 | RUTGERS | 2ND YEAR | BORN 10.11.89 | PISCATAWAY, NJ
ACQUIRED D-1A IN '10 | PISCATAWAY HS, PISCATAWAY, NJ

Armed with tremendous size, strength, and athleticism, Anthony Davis made an immediate impact at right tackle as a rookie after being selected with the 11th overall pick in the 2010 NFL Draft. Davis, along with fellow rookie offensive lineman G Mike Iupati, were two of only 14 NFL rookies to start every game in 2010, and they became just the third set of rookies to start every game on the offensive line since the 16-game schedule was instituted in 1978. Davis diligently worked on his craft throughout his rookie season as he and Iupati spent countless hours watching films in the evenings. As one of the youngest players on the roster, Davis has already set his eyes on becoming the ultimate pro. "I think what they've learned is that, to be a pro, you have to take the game home with you," offensive line coach Mike Solari said. "You have to become a student of the game - that's what the great ones do."

// 2011 AWARDS & HONORS

- Madden Most Valuable Protectors Award (Week 5)
- All-NFC West Offense by ESPN's Mike Sando

// 2011 HIGHLIGHTS

- Davis and the 49ers offensive line did not allow a sack on 20 pass atts. by QB Alex Smith vs. Sea. (9/11). The last time the 49ers did not allow a sack was vs. Den. (10/31/10).
- Helped 49ers accumulate 442 yds. of offense in come-from-behind victory at Phi. (10/2), which included 164 yds. on the ground.
- Davis and the offensive line were awarded the Madden Most Valuable Protectors Award for Week 5. They helped the 49ers offense rush for 213 yds. on the ground while not allowing a sack vs. TB (10/9), marking the first time since 12/14/06 at Sea. that the team rushed for over 200 yds. and did not allow a sack.

- Supported the 49ers offense in rushing for 203 yds. at Det. (10/16), marking the first time the team has rushed for over 200 yds. in back-to-back games (10/9 vs. TB, 213 yds.) since 12/6/98 at Car. (236 yds.) and 12/14/98 vs. Det. (328 yds.).
- Aided the 49ers offense in reaching 253 yds. in the 1st half vs. Cle. (10/30), which is the most net yds. gained by the 49ers in the 1st half and 2nd highest total in either half this season (10/2 - 289 yds. at Phi.).
- Part of an offensive line that helped pave the way for RB Frank Gore to gain 100+ rush yds. on the ground in 5 consecutive games, setting a new franchise record.
- Helped the 49ers offense hold the ball for 44:16 while not allowing a sack vs. Arz. (11/20), marking the highest time of possession for the team since 11/3/02 at Oak. (44:33 - 49ers 23, Raiders 20).
- Davis and the offensive line prevented QB Alex Smith from getting sacked in 20-3 win on MNF vs. Pit. (12/19).

// GOLDMINE

- Anthony saw first hand the struggles of life while growing up, but that never discouraged him, or the person he leaned on most, his mom. "My mom made it happen, she never played the victim. She always taught me you've got to do what you've got to do."
- Anthony got his first tattoo when he was 15 and has added many more to his arms. "The eye on my hand means wisdom and protection." His favorite tattoo is on the inside of his left forearm, "Wealth is of the heart and the mind, not the wallet." The other ink on his arms range from the Rutgers Scarlet Knight, a dream catcher and a clown in a straight jacket, "I haven't named him yet."

DAVIS' CAREER STATISTICS

GAMES/STARTS – 32/32; 2010 (16/16); 2011 (16/16)
POSTSEASON GAMES/STARTS – 1/1; 2011 (1/1)

Milestones:

NFL Debut: vs. Sea. (9/12/10); **First Start:** at Sea. (9/12/10)



// TRANSACTIONS

Originally the first of two 1st-round (11th overall) draft choices by SF in 2010.

// 2010

- Along with G Mike Iupati, became just the 3rd set of rookies to start every game on the offensive line since the 16-game schedule was instituted in 1978 (T Adam Meadows and T Tarik Glenn in 1997 with Ind. & C Nick Mangold and T D'Brickshaw Ferguson in 2006 with NYJ).
- The duo became just the 4th set of rookies to start on the offensive line on opening day in franchise history, and the first since 1958.
- Part of an offensive line that did not allow a sack vs. NO (9/20) and vs. Den. (10/31).
- Started at RT at Arz. (11/29) as the offense rushed for a season-high 261 yds., while recording a season-high 26 first downs.

// COLLEGE

Played in 38 games (32 starts) for the Scarlet Knights, including 9 contests at RG and 23 games at LT. Named All-American first-team selection by the Walter Camp Football Foundation and third-team All-American by *The Sporting News*, while earning second-team All-Big East honors, after starting all 12 games at LT as a junior. Shifted to LT as a sophomore in 2008 and earned first-team All-Big East Conference honors, helping Rutgers lead the conference and rank 18th in the nation in passing (270.4 ypg). Received Freshman All-American first-team honors from the Football Writers Association and *The Sporting News*, at RG.

// PERSONAL

- Attended Piscataway (NJ) HS, where he was a three-year starter on the O-line and was named first-team All-American by *USA Today*.
- Was a high school teammate of CB Malcolm Jenkins, who was a first round pick by the New Orleans Saints in the 2009 NFL Draft, and CB Kyle Wilson, a first round selection by the New York Jets in the 2010 NFL Draft.
- Born Anthony Davis (10/11/89) in Piscataway, NJ.
- Majored in criminal justice.



85

VERNON DAVIS

| TIGHT END



6-3 | 250 | MARYLAND | 6TH YEAR | BORN 1.31.84 | WASHINGTON D.C.
ACQUIRED D-1A IN '06 | DUNBAR HS, WASHINGTON D.C.

Vernon Davis has solidified himself as one of the most productive and versatile tight ends to ever play the game. His explosive speed and quickness, combined with his tremendous strength and athleticism, pose significant challenges for opposing defenses. Davis, who was selected by the 49ers with the 6th overall pick in the 2006 NFL Draft, has led the team in both receiving yards and touchdowns in back-to-back seasons (2009-10). He experienced a breakout season in 2009, recording 965 receiving yards and 13 touchdowns, and was rewarded with a starting role in the Pro Bowl. Known for his hard work and dedication, Davis spends hours at a time in the weight room and is always one of the last to leave the practice field. For these qualities, he was named a team captain in both 2009 and 2010, and was given a five-year contract extension on 9/11/10. In 2011, Davis hauled in 67 catches for 792 yds. and six TDs. Off the field, Davis is just as active as he is on the field, pursuing everything from curling and painting to humanitarian trips overseas. One of Davis' closest friends is his younger brother, Vontae, who is a starting cornerback for the Miami Dolphins.



// CAREER HIGHLIGHTS

- Set single-season career highs with 78 repts., 965 rec. yds. and 13 TD repts., in 2009. He was one of only two TEs to lead their team in all three categories (Kellen Winslow, TB). His rec. yds. and TD totals were both single-season records among 49ers tight ends all-time.
- In 2009, his 13 TD repts. tied the NFL record for most in a season by a TE (Antonio Gates - 13 TDs in 2004). Davis' TD repts. also were tied for the most in the NFL with Patriots WR Randy Moss and Cardinals WR Larry Fitzgerald, making him the first tight end in the Super Bowl era to lead (or tie for the lead) league in TD repts.
- Ranks 1st in franchise history among tight ends in TDs and ranks 2nd in both repts. and rec. yds. He trails TE Brent Jones in both repts. and rec. yds.
- Has 7, 100-yd. rec. games, which ranks 1st in franchise history among TEs (TE Monty Stickles - 6).

MOST RECEIVING TDS IN THE NFL BY A TIGHT END SINCE 2009

| Player | TDs |
|----------------------------|-----------|
| 1. Rob Gronkowski, NE | 27 |
| 2. Vernon Davis, SF | 26 |
| 3. Antonio Gates, SD | 25 |
| 4. Tony Gonzalez, Atl. | 19 |
| 5. Greg Olsen, Car. | 18 |

MOST TDS IN A SEASON BY A TIGHT END IN NFL HISTORY

| Player | TDs |
|-------------------------------|-----------|
| 1. Rob Gronkowski, 2011 | 17 |
| 2t. Vernon Davis, 2009 | 13 |
| Antonio Gates, 2004 | 13 |
| 4t. Todd Christensen, 1983 | 12 |
| Mike Ditka, 1961 | 12 |
| Jerry Smith, 1967 | 12 |
| Wesley Walls, 1999 | 12 |

// 2011 POSTSEASON HIGHLIGHTS

- Hauled in 7 repts. for 180 yds. and 2 TDs vs. NO (1/14/12). His 180 rec. yds. are the most by a TE in NFL postseason history for a single-game and the 2nd most among all players in franchise history (WR Jerry Rice 215 vs. Cin. SB XXIII). Down 3 pts. with just 1:32 remaining, Davis caught a game-winning 14-yd. TD pass from QB Alex Smith. Davis' first TD came on a 49-yd. catch and run from Smith.

MOST RECEIVING YDS. BY A TE IN NFL POSTSEASON HISTORY

| Player | Date | Opponent | Yds. |
|----------------------------|----------------|-----------------------|------------|
| 1. Vernon Davis, SF | 1/14/12 | vs. NO (NFC-D) | 180 |
| 2. Kellen Winslow, SD | 1/2/82 | at Mia (AFC-D) | 166 |
| 3. Jermichael Finley, GB | 1/10/10 | at Arz. (NFC-WC) | 159 |
| 4. Shannon Sharpe, Den. | 1/9/94 | at LAN (AFC-WC) | 156 |

// 2011 HIGHLIGHTS

- Recorded his sixth career 100-yd. game at Cin. on 9/25 (Last at GB - 12/5/10 - 126 yds.), finishing the day with 8 repts. for 114 yds.
- Caught a 9-yd. TD repts. in the 3rd qtr. at Phi. (10/2) to narrow the score to a 23-17 Eagles lead in come-from-behind 49ers victory.
- Tallied his third career multi-TD game vs. TB (10/9), catching a 14-yd. fade pass for a TD and a 23-yd. pass, breaking a tackle for a TD on the opening series after halftime.

DAVIS' GAME-BY-GAME

2011

| Date | Opp | W/L | P/S | Rec | Yds | Avg | Lg | TD |
|---------------|--------|-----|--------------|-----------|------------|-------------|-----------|----------|
| Sep 11 | Sea | W | 1/1 | 5 | 47 | 9.4 | 27 | 0 |
| Sep 18 | Dal | L | 1/1 | 2 | 18 | 9.0 | 12 | 0 |
| Sep 25 | at Cin | W | 1/1 | 8 | 114 | 14.3 | 39 | 0 |
| Oct 2 | at Phi | W | 1/1 | 4 | 45 | 11.3 | 26 | 1 |
| Oct 9 | TB | W | 1/1 | 3 | 39 | 13.0 | 23t | 2 |
| Oct 16 | at Det | W | 1/1 | 2 | 8 | 4.0 | 6 | 0 |
| Oct 30 | Cle | W | 1/1 | 3 | 27 | 9.0 | 19 | 0 |
| Nov 6 | at Was | W | 1/1 | 4 | 41 | 10.3 | 21 | 0 |
| Nov 13 | NYG | W | 1/1 | 3 | 40 | 13.3 | 31t | 1 |
| Nov 20 | Arz | W | 1/1 | 5 | 67 | 13.4 | 27 | 1 |
| Nov 24 | at Bal | L | 1/1 | 4 | 38 | 9.5 | 20 | 0 |
| Dec 4 | StL | W | 1/1 | 5 | 32 | 6.4 | 13 | 0 |
| Dec 11 | at Arz | L | 1/1 | 1 | 32 | 32.0 | 32 | 0 |
| Dec 19 | Pit | W | 1/1 | 6 | 72 | 12.0 | 31 | 1 |
| Dex 24 | at Sea | W | 1/1 | 4 | 54 | 13.5 | 17 | 0 |
| Jan 1 | at StL | W | 1/1 | 8 | 118 | 14.8 | 44 | 0 |
| TOTALS | | | 16/16 | 67 | 792 | 11.8 | 44 | 6 |

2011 Postseason

| Date | Opp | W/L | P/S | Rec | Yds | Avg | Lg | TD |
|---------------|-----|-----|------------|----------|------------|-------------|------------|----------|
| Jan 14 | NO | W | 1/1 | 7 | 180 | 25.7 | 49t | 2 |
| Jan 22 | NYG | | | | | | | |
| TOTALS | | | 1/1 | 7 | 180 | 25.7 | 49t | 2 |



- Hauled in a 31-yd. TD pass from QB Alex Smith in the 4th qtr. vs. NYG (11/13), leaping over a defender on his way into the end zone. The TD receipt. ranked him t-1st in franchise history for the most TD receipts. among TEs (Brent Jones), with 33 career TDs.
- Caught an 18-yd. TD receipt. from QB Alex Smith vs. Arz. (11/20), ranking him 1st in franchise history for the most TD receipts. among TEs with 34 career TDs.
- Set the franchise record for most 100-yd. rec. games by a TE with 7, recording 118 rec. yds. on 8 catches at StL (1/1/12).

// GOLDMINE

- After a breakout season in 2009, Vernon was named the recipient of the Len Eshmont Award. The 49ers most prestigious annual honor, the Len Eshmont Award honors the player who best exemplifies the "inspirational and courageous play" of Len Eshmont and is voted on by the players.
- Vernon is not one to sit back and relax during the offseason. This past March, he joined his younger brother, Vontae, and six other NFL players on a humanitarian trip to Uganda and Rwanda. The crew spent 10 days distributing 22,000 hearing aids throughout the African regions as part of the Pros for Africa organization. "It was amazing. It was breathtaking because you look at these kids who can't hear anything and you plug these hearing aids in their ears and all of a sudden they're responding. You can't do anything but be thankful to be able to help them hear and respond. It brought a lot of emotion. I'm already an emotional guy."
- During the 2010 offseason, Vernon and Vontae hosted a football and mentoring clinic at Howard University in their native Washington, D.C. "It means a lot to me, because I know how important it is to go out and give back and share some of the lessons and just the gifts that you always wanted as a kid," Davis said. "Growing up in a low-income, poverty area in the inner city of Washington, D.C., I know what it's like. When I think of the kids, it touches me in ways you can't even imagine."

- During the 2010 offseason, Vernon also traveled to Afghanistan with five fellow NFL players as part of the NFL-USO tour. They first stopped at Al Udeid Air Force Base, 40 miles outside of Doha, Qatar, then traveled on to Bagram Air Force Base in Afghanistan. The trip gave Vernon perspective and knowledge of the efforts being put forth by our military in the Middle East.
- Vernon was named an honorary captain of the USA Curling Team at the 2010 Winter Olympics in Vancouver, BC, Canada. He attended the games and served as an ambassador for the team in order to help gain support for the sport.
- Vernon has always had an affinity for art and is an avid admirer of Michelangelo and the Renaissance period. In 2010 and 2011, he got the opportunity to give back to his passion for art. Director of Cultural Affairs for the San Francisco Arts Commission Luis R. Cancel, in conjunction with the Young at Art Festival, a project of the San Francisco Unified School District and the Fine Arts Museum of San Francisco, announced the launch of "Art Impact." Vernon was the inaugural speaker for Art Impact, and the San Francisco Unified School District created a scholarship in Vernon's name, called the Vernon Davis Visual Arts Scholarship, which will provide tuition support to a San Francisco youth interested in pursuing a career in the visual arts. In May of 2011, he handed out his first scholarship to San Francisco high school student, Sheryl Quock, a promising fashion designer.
- When Vernon was a freshman in college he wanted to honor the person who raised him to be the person he is today, his grandmother, Adaline. He decided to get a tattoo on the inside of his left arm with her name. His grandmother's reaction wasn't a good one at first, but she understood why he did it because in Vernon's words, he could look onto the inside of his left arm just to think of her. "She's really influenced me and really pushed me, made me open my eyes and see that besides football, there's are other things that I can get involved with if I don't make it." Adaline was the one who raised most of his siblings and gave Vernon direction in his life, teaching him to set goals and molding him into the person he is today.

DAVIS' CAREER STATISTICS

| YEAR | TEAM | GP | GS | RECEIVING | | | | | RUSHING | | | | |
|---------------|------|-----------|-----------|------------|--------------|-------------|------------|-----------|----------|-----------|------------|-----------|----------|
| | | | | NO | YDS | AVG | LG | TD | ATT | YDS | AVG | LG | TD |
| 2006 | SF | 10 | 8 | 20 | 265 | 13.3 | 52t | 3 | 2 | 5 | 2.5 | 9 | 0 |
| 2007 | SF | 14 | 14 | 52 | 509 | 9.8 | 31 | 4 | 0 | 0 | 0.0 | 0 | 0 |
| 2008 | SF | 16 | 16 | 31 | 358 | 11.5 | 57 | 2 | 1 | 11 | 11.0 | 11 | 0 |
| 2009 | SF | 16 | 16 | 78 | 965 | 12.4 | 73t | 13 | 0 | 0 | 0.0 | 0 | 0 |
| 2010 | SF | 16 | 16 | 56 | 914 | 16.3 | 66t | 7 | 0 | 0 | 0.0 | 0 | 0 |
| 2011 | SF | 16 | 16 | 67 | 792 | 11.8 | 44 | 6 | 2 | -5 | -2.5 | -2 | 0 |
| TOTALS | | 88 | 86 | 304 | 3,803 | 12.5 | 73t | 35 | 5 | 11 | 2.2 | 11 | 0 |

PLAYOFFS

| YEAR | TEAM | GP | GS | RECEIVING | | | | | RUSHING | | | | |
|---------------|------|----------|----------|-----------|------------|-------------|------------|----------|----------|----------|------------|----------|----------|
| | | | | NO | YDS | AVG | LG | TD | ATT | YDS | AVG | LG | TD |
| 2011 | SF | 1 | 1 | 7 | 180 | 25.7 | 49t | 2 | 0 | 0 | 0.0 | 0 | 0 |
| TOTALS | | 1 | 1 | 7 | 180 | 25.7 | 49t | 2 | 0 | 0 | 0.0 | 0 | 0 |

Additional Statistics:

Fumbles-Lost - 6-3: 1-1 in 2006, 1-1 in 2007, 2-1 in 2008, 3-1 in 2011

Milestones:

NFL Debut: at Arz. (9/10/06); **First Start:** at Arz. (9/10/06); **First Reception:** at Arz. (9/10/06 - 31-yd. pass from QB Alex Smith); **100th Reception:** at StL (12/21/08 - 17-yd. pass from QB Shaun Hill); **250th Reception:** at Cin. (9/25/11 - 39-yd. pass from Alex Smith); **First TD Receipt:** at Arz. (9/10/06 - 31-yd. pass from QB Alex Smith); **25th career TD receipt:** vs. Oak. (10/17/10 - 17-yd. pass from QB Alex Smith); **100-Yd. Games:** 7, Last at StL (1/1/12 - 118 yds.)

DAVIS' CAREER HIGHS

Receptions: 10 vs. Ten. (11/8/09)

Receiving Yards: Regular Season - 126 at GB (12/5/10); Postseason - 180 vs. NO (1/14/12)

Long Reception: 73t at StL (1/3/10)

TD Receptions: 3 at Hou. (10/25/09)



// TRANSACTIONS

Originally the first of two 1st-round (6th pick overall) draft choice by SF in 2006...Signed a five-year contract through 2015 on 9/11/10.

// AWARDS & HONORS

2009: NFC Pro Bowl, Len Eshmont Award

// 2010

- Led the team in repts. (56), rec. yds. (914), TDs (7) and rec. avg. (163), making him the first TE in franchise history to lead the team in repts., rec. yds. and rec. TDs in consecutive seasons ('09-10).
- Registered his 4th career 100-yd. game, finishing the day with 5 repts. for 104 yds. and 1 TD vs. Phi. (10/10). Along with WR Michael Crabtree (105 rec. yds.), the duo became the first set of 49ers teammates to eclipse the 100-yd. receiving plateau in the same game since 1/3/00 at Atl. [WR Jerry Rice (143 rec. yds.) and WR J.J. Stokes (130 rec. yds.)].
- Registered his 25th career TD and 3rd TD of the season by catching a 17-yd. TD pass from QB Alex Smith in the 4th qtr vs. Oak. (10/17).
- Registered 4 repts. for 74 yds. and 1 TD at Car. (10/24). It marked his 4th TD in as many games and 2nd time in his career that he has had a TD in 4 consecutive weeks.
- Registered 4 repts. for a career-high 126 yds. and 1 TD at GB (12/5). It marked his 2nd career 100-yd. game against GB [6 repts. for 108 yds. and 1TD at GB (11/22/09)].

// 2009

- Ranked 5th in the NFL (3rd in NFC) among TEs with 78 repts. and 965 rec. yds. Davis' totaled three, 100-yd. rec. games, which tied him with SD TE Antonio Gates, Dal. TE Jason Witten and Phi. TE Brent Celek for the most 100-yd. rec. games by a tight end, in 2009.
- Davis' 965 rec. yds. were the most by a 49er in a single season since WR Terrell Owens (1,102 rec. yds. in 2003).
- Ranked t-7th in the NFL and t-2nd in the NFC in scoring (78 points).
- Notched three, 100-yd. rec. games, marking the most by a 49er in a season since WR Brandon Lloyd in 2005.
- Along with RB Frank Gore (13 TDs - 10 rus. and 3 rec.), became just the second set of 49er teammates to each have at least 13 TDs in a season. In 1995, WR Jerry Rice had 17 TDs and RB Derek Loville registered 13 TDs.
- Earned the 2009 Ozzie Newsome Award from ProFootballTalk.com for best tight end in the NFL.
- Logged 7 repts. for 93 yds. and a career-high 3 TDs (all in the 2nd half) at Hou. (10/25). Davis became the first tight end in 49ers history to register 3 TD repts. in a game. His 3 rec. TDs. were the most by any player in a single half in 2009.
- Established a career-high 10 repts. (102 rec. yds.) vs. Ten. (11/8). It marked Davis' first career 100-yd. game. His 10-catch performance marked only the 3rd time in franchise history that a TE registered 10 repts.-or-more in a game. TE Eric Johnson registered 13 repts. vs. Arz. (10/10/04), and 10 repts. vs. StL (10/3/04). Davis became the first 49ers TE to notch 100 yds. rec. since TE Eric Johnson recorded 162 yds. vs. Arz. (10/10/04).

- Set the franchise record for most TDs by a TE in a single season on a 33-yd. TD repts. at Sea. (12/6). Finished the day with 6 repts. for a career-high 111 yds. and 1 TD.
- Recorded his 11th TD of the season on a 5-yd. pass from QB Alex Smith vs. Arz. (12/14). He also tied the 49ers tight end record with his 4th consecutive game with a TD. He joined TE Ted Kwalick (11/12/72 through 12/4/72) as the only 49ers tight ends to accomplish the feat.
- Tied the NFL record for TD receptions by a TE (13) in a single season at StL (1/3). Davis' career-long 73-yd.TD rec. in the 4th qtr. tied TE Antonio Gates' record from 2004.

// 2008

- Ranked 3rd on team with 31 repts. for 358 yds. to go along with 2 TDs as he was named a Pro Bowl alternate.
- Posted a 57-yd. catch vs. Phi. (10/12) and finished day with 6 repts. for 75 yds.

// 2007

- Posted 4 repts. for 56 yds. at Pit. (9/23) before suffering a partial tear of his right MCL in 3rd qtr., and did not return.
- Recorded 6 repts. for 45 yds. and a TD in an OT victory at Arz. (11/25).

// 2006

- Posted 20 catches for 265 yds. with 3 TDs, despite being inactive for 6 contests with a cracked fibula.
- In first career start, caught 5 passes for 37 yds. and a TD at Arz. (9/10). His 31-yd. TD came on his first NFL touch.
- Recorded 3 repts. for 74 yds., including a 52-yd. TD catch vs. GB (12/10).

// COLLEGE

Finished his collegiate career ranked 13th in school history in repts. (93), 11th in rec. yds. (1,371) and 9th in TDs (9), as he lined up at fullback, H-back and flanker at Maryland. Started every game as a junior, leading team with 51 repts. and the conference with 871 rec. yds. (17.1 avg.). Was a consensus first-team All-America and All-ACC selection. Also chosen as a finalist for the Mackey Award, given to the nation's top TE, in addition to earning consensus All-America honors, becoming the first Maryland offensive player since 1955 (center Bob Pellegrini) to be named to AP's first-team. An Iron Terp performer (top weight room award), holds school strength records for a tight end in bench (465), vertical jump (40.5 inches), index (812), squat (685) and 40-yd. dash time (4.41).



// PERSONAL

- Started three seasons at TE and S at Dunbar (Washington, D.C.) HS, but also saw time at WR, KR, LB and DE during his tenure, as team compiled a 31-5 overall record.
- As a senior, was chosen second-team All-USA by *USA Today* after catching 21 passes for 511 yds. (24.3 avg.) and 5 TDs. Also returned 4 kicks for TDs.
- Selected to play in U.S. Army All-American Bowl as a junior.
- Was the DCIAA champion in the high jump (6'5).
- Nickname "The Duke" originated from a name he inherited from his father who was called "Duke."
- Vernon's younger brother, Vontae, was selected in the first round of the 2009 NFL Draft by the Miami Dolphins.
- In July 2010, traveled to London to promote the upcoming game between the 49ers and the Broncos at Wembley Stadium.
- Donated \$10,000 to Newborn Pentecostal in honor of his grandmother, Adaline, who raised Vernon and his six siblings.
- Born Vernon Davis (1/31/84) in Washington, D.C.

// INJURY REPORT

- 2006:** Inactive for 6 games [at KC (10/1), vs. Oak. (10/8), vs. SD (10/15), at Chi. (10/29), vs. Min. (11/5) and at Det. (11/12)] with a leg injury.
- 2007:** Sustained a partial tear of his MCL at Pit. (9/23) and missed the following 2 games [vs. Sea. (9/30) and vs. Bal. (10/7)].

DAVIS' GAME-BY-GAME

| 2006 | | | | | | | | | 2008 | | | | | | | | |
|---------------|--------|-----|-------------|----------------|------------|-------------|------------|----------|---------------|--------|-----|--------------|-----------|------------|-------------|-----------|----------|
| Date | Opp | W/L | P/S | Rec | Yds | Avg | Lg | TD | Date | Opp | W/L | P/S | Rec | Yds | Avg | Lg | TD |
| Sep 10 | at Arz | L | 1/1 | 5 | 37 | 7.4 | 31t | 1 | Sep 7 | Arz | L | 1/1 | 3 | 51 | 17.0 | 37 | 0 |
| Sep 17 | StL | W | 1/1 | 0 | 0 | 0.0 | 0 | 0 | Sep 14 | at Sea | W | 1/1 | 0 | 0 | 11.5 | 0 | 0 |
| Sep 24 | Phi | L | 1/0 | 0 | 0 | 0.0 | 0 | 0 | Sep 21 | Det | W | 1/1 | 1 | 17 | 17.0 | 17 | 0 |
| Oct 1 | at KC | L | - | INACTIVE (Leg) | | - | - | - | Sep 28 | at NO | L | 1/1 | 1 | 19 | 19.0 | 19 | 0 |
| Oct 8 | Oak | W | - | INACTIVE (Leg) | | - | - | - | Oct 5 | NE | L | 1/1 | 0 | 0 | 14.0 | 0 | 0 |
| Oct 15 | SD | L | - | INACTIVE (Leg) | | - | - | - | Oct 12 | Phi | L | 1/1 | 6 | 75 | 12.5 | 57 | 0 |
| Oct 29 | at Chi | L | - | INACTIVE (Leg) | | - | - | - | Oct 19 | at NYG | L | 1/1 | 1 | 5 | 5.0 | 5 | 0 |
| Nov 5 | Min | W | - | INACTIVE (Leg) | | - | - | - | Oct 26 | Sea | L | 1/1 | 4 | 29 | 7.3 | 14 | 0 |
| Nov 12 | at Det | W | - | INACTIVE (Leg) | | - | - | - | Nov 10 | at Arz | L | 1/1 | 1 | 18 | 18.0 | 18t | 1 |
| Nov 19 | Sea | W | 1/0 | 0 | 0 | 0.0 | 0 | 0 | Nov 16 | StL | W | 1/1 | 1 | 2 | 2.0 | 2t | 1 |
| Nov 26 | at StL | L | 1/1 | 1 | 11 | 11.0 | 11 | 0 | Nov 23 | at Dal | L | 1/1 | 1 | 47 | 47.0 | 47 | 0 |
| Dec 3 | NO | L | 1/1 | 1 | 21 | 21.0 | 21 | 0 | Nov 30 | at Buf | W | 1/1 | 0 | 0 | 0.0 | 0 | 0 |
| Dec 10 | GB | L | 1/1 | 3 | 74 | 24.7 | 52t | 1 | Dec 7 | NYJ | W | 1/1 | 3 | 29 | 9.7 | 20 | 0 |
| Dec 14 | at Sea | W | 1/1 | 3 | 15 | 5.0 | 8t | 1 | Dec 14 | at Mia | L | 1/1 | 5 | 31 | 6.2 | 17 | 0 |
| Dec 24 | Arz | L | 1/1 | 4 | 91 | 22.8 | 44 | 0 | Dec 21 | at StL | W | 1/1 | 1 | 17 | 17.0 | 17 | 0 |
| Dec 31 | at Den | W | 1/1 | 3 | 16 | 5.3 | 6 | 0 | Dec 28 | Was | W | 1/1 | 3 | 18 | 6.0 | 9 | 0 |
| TOTALS | | | 10/8 | 20 | 265 | 13.3 | 52t | 3 | TOTALS | | | 16/16 | 31 | 358 | 11.5 | 57 | 2 |

| 2007 | | | | | | | | |
|---------------|--------|-----|--------------|-----------------|------------|------------|-----------|----------|
| Date | Opp | W/L | P/S | Rec | Yds | Avg | Lg | TD |
| Sep 10 | Arz | W | 1/1 | 2 | 4 | 2.0 | 2 | 0 |
| Sep 16 | at StL | W | 1/1 | 2 | 23 | 11.5 | 19 | 0 |
| Sep 23 | at Pit | L | 1/1 | 4 | 56 | 14.0 | 31 | 0 |
| Sep 30 | Sea | L | - | INACTIVE (Knee) | | - | - | - |
| Oct 7 | Bal | L | - | INACTIVE (Knee) | | - | - | - |
| Oct 21 | at NYG | L | 1/1 | 4 | 22 | 5.5 | 7 | 0 |
| Oct 28 | NO | L | 1/1 | 6 | 71 | 11.8 | 19 | 1 |
| Nov 4 | at Atl | L | 1/1 | 7 | 77 | 11.0 | 21 | 0 |
| Nov 12 | at Sea | L | 1/1 | 1 | 4 | 4.0 | 4 | 0 |
| Nov 18 | StL | L | 1/1 | 4 | 50 | 12.5 | 22 | 0 |
| Nov 25 | at Arz | W | 1/1 | 6 | 45 | 7.5 | 26 | 1 |
| Dec 2 | at Car | L | 1/1 | 1 | 19 | 19.0 | 19 | 0 |
| Dec 9 | Min | L | 1/1 | 5 | 42 | 8.4 | 13 | 0 |
| Dec 15 | Cin | W | 1/1 | 5 | 46 | 9.2 | 17t | 1 |
| Dec 23 | TB | W | 1/1 | 3 | 30 | 10.0 | 15 | 1 |
| Dec 30 | at Cle | L | 1/1 | 2 | 20 | 10.0 | 14 | 0 |
| TOTALS | | | 14/14 | 52 | 509 | 9.8 | 31 | 4 |



DAVIS' GAME-BY-GAME

| 2009 | | | | | | | | | 2010 | | | | | | | | |
|---------------|--------|-----|--------------|-----------|------------|-------------|------------|-----------|---------------|--------|-----|--------------|-----------|------------|-------------|------------|----------|
| Date | Opp | W/L | P/S | Rec | Yds | Avg | Lg | TD | Date | Opp | W/L | P/S | Rec | Yds | Avg | Lg | TD |
| Sep 13 | at Arz | W | 1/1 | 5 | 40 | 8.0 | 19 | 0 | Sep 12 | at Sea | L | 1/1 | 8 | 73 | 9.1 | 16 | 0 |
| Sep 20 | Sea | W | 1/1 | 2 | 32 | 16.0 | 17 | 0 | Sep 20 | NO | L | 1/1 | 4 | 78 | 19.5 | 41 | 0 |
| Sep 27 | at Min | L | 1/1 | 7 | 96 | 13.7 | 31 | 2 | Sep 26 | at KC | L | 1/1 | 3 | 22 | 7.3 | 10 | 0 |
| Oct 4 | StL | L | 1/1 | 3 | 43 | 14.3 | 21 | 1 | Oct 3 | at Atl | L | 1/1 | 4 | 36 | 9.0 | 15 | 1 |
| Oct 11 | Atl | W | 1/1 | 5 | 51 | 10.2 | 18 | 0 | Oct 10 | Phi | L | 1/1 | 5 | 104 | 20.8 | 36 | 1 |
| Oct 25 | at Hou | L | 1/1 | 7 | 93 | 13.3 | 29t | 3 | Oct 17 | Oak | W | 1/1 | 4 | 35 | 8.8 | 17t | 1 |
| Nov 1 | at Ind | L | 1/1 | 3 | 20 | 6.7 | 10 | 1 | Oct 24 | at Car | L | 1/1 | 4 | 74 | 18.5 | 53 | 1 |
| Nov 8 | Ten | W | 1/1 | 10 | 102 | 10.2 | 40 | 0 | Oct 31 | Den | W | 1/1 | 1 | 12 | 12.0 | 12 | 0 |
| Nov 12 | Chi | W | 1/1 | 3 | 16 | 5.3 | 6 | 0 | Nov 14 | StL | W | 1/1 | 4 | 79 | 19.8 | 38 | 0 |
| Nov 22 | at GB | W | 1/1 | 6 | 108 | 18.0 | 32 | 1 | Nov 21 | TB | L | 1/1 | 1 | 3 | 3.0 | 3 | 0 |
| Nov 29 | Jax | L | 1/1 | 6 | 69 | 11.5 | 30 | 1 | Nov 29 | at Arz | W | 1/1 | 2 | 32 | 16.0 | 16 | 0 |
| Dec 6 | at Sea | L | 1/1 | 6 | 111 | 18.5 | 42 | 1 | Dec 5 | at GB | L | 1/1 | 4 | 126 | 31.5 | 66 | 1 |
| Dec 14 | Arz | L | 1/1 | 3 | 34 | 11.3 | 16 | 1 | Dec 12 | Sea | W | 1/1 | 5 | 70 | 14.0 | 42 | 1 |
| Dec 20 | at Phi | W | 1/1 | 3 | 43 | 14.3 | 19 | 0 | Dec 16 | at SD | L | 1/1 | 1 | 4 | 4.0 | 4 | 0 |
| Dec 27 | Det | L | 1/1 | 3 | 16 | 8.0 | 14 | 1 | Dec 26 | at StL | L | 1/1 | 3 | 70 | 23.3 | 29 | 0 |
| Jan 3 | at StL | W | 1/1 | 6 | 89 | 14.8 | 73t | 1 | Jan 2 | Arz | W | 1/1 | 3 | 96 | 32.0 | 59 | 1 |
| TOTALS | | | 16/16 | 78 | 965 | 12.4 | 73t | 13 | TOTALS | | | 16/16 | 56 | 914 | 16.3 | 66t | 7 |



24

ANTHONY DIXON

| RUNNING BACK



6-1 | 233 | MISSISSIPPI ST. | 2ND YEAR | BORN 9.24.87 | JACKSON, MS
ACQUIRED D-6A IN '10 | TERRY HS, TERRY, MS

A strong and athletic running back, Anthony Dixon brings toughness to the 49ers backfield. He is deceptively agile and quick for a back his size. A 6th round pick in 2010 by San Francisco, Dixon led all NFL players in carries (74), rushing yards (300) and touchdowns (4) during preseason action as a rookie. He went on to play in all 16 regular season games as a reserve, recording 237 rushing yards and two touchdowns, as well as 9 tackles on special teams. He also appeared in all games in 2011, recording 87 yds. on the ground and 2 TDs. Dixon had to overcome a variety of obstacles growing up, which included being homeless for quite some time. He and his three brothers proved resilient, and each has gone on to have successful athletic careers.

- Anthony isn't the only professional athlete in the Dixon family. His younger brother, Rashun (20), is a promising outfielder in the Oakland A's farm system. A 10th round draft pick in 2008, Rashun was named the best overall athlete in the A's system in 2010 by *Baseball America* as a member of the Single-A Kane County Cougars in Geneva, IL. Anthony's youngest brother, Deshun, just started his pro baseball career after being selected in the 10th round by the Tampa Bay Rays in 2010. Anthony's second-oldest brother, Antwon, is a linebacker at Division II Midwestern State.
- Anthony was the co-recipient (with DT Will Tukuafu) of the 2010 Thomas Herrion Award. The award is presented annually to a rookie or first-year player who has taken advantage of every opportunity, turned it into a positive and made their dream come true.

// 2011 HIGHLIGHTS

- Registered his third career rushing TD vs. TB (10/9) and first since 11/29/10 at Arz. on a 1-yd. run in 48-3 win.
- Notched his 2nd TD of the season and 4th of his career after a 1-yd. TD run in the 4th qtr. at StL (1/1/12).

// GOLDMINE

- Anthony was put in a unique situation when he was 10 years old. His parents had divorced the previous year and debts piled on to where the family became homeless. "As soon as we hit rock bottom, I knew what time it was. It was time for me to step up and become the man of the house. I'm just trying to provide for my family and provide for my momma so she doesn't have to go through that again. I'm really just sacrificing my body for them." Dixon had a lot of free time on his hands growing up while his mom worked three different jobs. It was his responsibility to watch his younger brothers until his mom got home from work. "I had to grow up before it was my time, but it made me stronger today just seeing that and going through that."

DIXON'S GAME-BY-GAME

| 2011 | | | | | | | | | | | |
|---------------|--------|-----|-------------|-----------|-----------|------------|----------|----------|----------|----------|----------|
| Date | Opp | W/L | P/S | Rsh | Yds | Avg | Lg | TD | Rec | Yds | TD |
| Sep 11 | Sea | W | 1/0 | 0 | 0 | 0.0 | 0 | 0 | 0 | 0 | 0 |
| Sep 18 | Dal | L | 1/0 | 1 | 6 | 6.0 | 6 | 0 | 0 | 0 | 0 |
| Sep 25 | at Cin | W | 1/0 | 0 | 0 | 0.0 | 0 | 0 | 0 | 0 | 0 |
| Oct 2 | at Phi | W | 1/0 | 0 | 0 | 0.0 | 0 | 0 | 0 | 0 | 0 |
| Oct 9 | TB | W | 1/0 | 2 | 4 | 2.0 | 3 | 1 | 0 | 0 | 0 |
| Oct 16 | at Det | W | 1/0 | 1 | 0 | 0.0 | 0 | 0 | 0 | 0 | 0 |
| Oct 30 | Cle | W | 1/0 | 0 | 0 | 0.0 | 0 | 0 | 0 | 0 | 0 |
| Nov 6 | at Was | W | 1/0 | 0 | 0 | 0.0 | 0 | 0 | 0 | 0 | 0 |
| Nov 13 | NYG | W | 1/0 | 2 | 10 | 5.0 | 8 | 0 | 0 | 0 | 0 |
| Nov 20 | Arz | W | 1/0 | 7 | 32 | 4.6 | 9 | 0 | 0 | 0 | 0 |
| Nov 24 | at Bal | L | 1/0 | 0 | 0 | 0.0 | 0 | 0 | 0 | 0 | 0 |
| Dec 4 | StL | W | 1/0 | 3 | 2 | 0.7 | 3 | 0 | 0 | 0 | 0 |
| Dec 11 | at Arz | L | 1/0 | 0 | 0 | 0.0 | 0 | 0 | 0 | 0 | 0 |
| Dec 19 | Pit | W | 1/0 | 5 | 12 | 2.4 | 4 | 0 | 0 | 0 | 0 |
| Dec 24 | at Sea | W | 1/0 | 0 | 0 | 0.0 | 0 | 0 | 0 | 0 | 0 |
| Jan 1 | at StL | W | 1/0 | 8 | 21 | 2.6 | 5 | 1 | 1 | 6 | 0 |
| TOTALS | | | 16/0 | 29 | 87 | 3.0 | 9 | 2 | 1 | 6 | 0 |

| 2011 Postseason | | | | | | | | | | | |
|-----------------|-----|-----|------------|----------|----------|------------|----------|----------|----------|----------|----------|
| Date | Opp | W/L | P/S | Rsh | Yds | Avg | Lg | TD | Rec | Yds | TD |
| Jan 14 | NO | W | 1/0 | 0 | 0 | 0.0 | 0 | 0 | 0 | 0 | 0 |
| Jan 22 | NYG | | | | | | | | | | |
| TOTALS | | | 1/0 | 0 | 0 | 0.0 | 0 | 0 | 0 | 0 | 0 |

Special Teams Tackles: 7



DIXON'S CAREER STATISTICS

| YEAR | TEAM | GP | GS | ATT | RUSHING | | | | RECEIVING | | | | |
|---------------|------|-----------|----------|-----------|------------|------------|-----------|----------|-----------|-----------|------------|----------|----------|
| | | | | | YDS | AVG | LG | TD | NO | YDS | AVG | LG | TD |
| 2010 | SF | 16 | 0 | 70 | 237 | 3.4 | 34 | 2 | 5 | 11 | 2.2 | 8 | 0 |
| 2011 | SF | 16 | 0 | 29 | 87 | 3.0 | 9 | 2 | 1 | 6 | 6.0 | 6 | 0 |
| TOTALS | | 32 | 0 | 99 | 324 | 3.3 | 34 | 4 | 6 | 17 | 2.8 | 8 | 0 |

PLAYOFFS

| YEAR | TEAM | GP | GS | ATT | RUSHING | | | | RECEIVING | | | | |
|---------------|------|----------|----------|----------|----------|------------|----------|----------|-----------|----------|------------|----------|----------|
| | | | | | YDS | AVG | LG | TD | NO | YDS | AVG | LG | TD |
| 2011 | SF | 1 | 0 | 0 | 0 | 0.0 | 0 | 0 | 0 | 0 | 0.0 | 0 | 0 |
| TOTALS | | 1 | 0 | 0 | 0 | 0.0 | 0 | 0 | 0 | 0 | 0.0 | 0 | 0 |

Additional Statistics:

Special Teams Tackles: 16: 2010 (9), 2011 (7)

Milestones:

NFL Debut: at Sea. (9/12/10); **First Rushing TD:** vs. NO (9/20/10 – 2–yd. run); **First Reception:** at Arz. (11/29/10 –5–yd. recept. from QB Troy Smith)

DIXON'S CAREER HIGHS

Rushes: 14 (2 times) Last vs. Sea. (12/10/10)

Rushing Yards: 60 vs. Sea. (12/12/10)

Long Rush: 34 vs. Sea. (12/12/10)

Rushing TDs: 1 (4 times) Last at StL (1/1/12)

Receptions: 1 (6 times) Last at StL (1/1/12)

Long Reception: 8 vs. Sea. (12/12/10)



// TRANSACTIONS

Originally the first of three 6th-round (173rd overall) draft choices by SF in 2010.

// AWARDS & HONORS

2010: Thomas Herrion Award (Co-recipient with DT Will Tukuafu)

// 2010

- Scored on a 2-yd. TD run on his first career carry vs. NO (9/20). He became the first RB in the NFL to score a TD on his first career carry since Jacksonville Jaguars RB Montell Owens vs. Hou. (9/28/08). The last 49er to score a TD on his first career carry was WR Terrell Owens at StL (10/25/98).
- Registered a career high in rush atts. (5) and rush yds. (11) vs. Den. (10/31).
- Rushed for a career-high 54 yds. and 1 TD on 14 carries at Arz. (11/29).
- Rushed for a career-high 60 yds. rushing and tied his career-high with 14 carries vs. Sea. (12/12).

DIXON'S GAME-BY-GAME

| 2010 | | | | | | | | | | | | |
|---------------|--------|-----|-------------|-----------|------------|------------|-----------|----------|----------|-----------|----------|--|
| Date | Opp | W/L | P/S | Rsh | Yds | Avg | Lg | TD | Rec | Yds | TD | |
| Sep 12 | at Sea | L | 1/0 | 0 | 0 | 0.0 | 0 | 0 | 0 | 0 | 0 | |
| Sep 20 | NO | L | 1/0 | 1 | 2 | 2.0 | 2t | 1 | 0 | 0 | 0 | |
| Sep 26 | at KC | L | 1/0 | 0 | 0 | 0.0 | 0 | 0 | 0 | 0 | 0 | |
| Oct 3 | at Atl | L | 1/0 | 1 | 3 | 3.0 | 3 | 0 | 0 | 0 | 0 | |
| Oct 10 | Phi | L | 1/0 | 0 | 0 | 0.0 | 0 | 0 | 0 | 0 | 0 | |
| Oct 17 | Oak | W | 1/0 | 1 | 9 | 9.0 | 9 | 0 | 0 | 0 | 0 | |
| Oct 24 | at Car | L | 1/0 | 1 | -6 | -6.0 | -6 | 0 | 0 | 0 | 0 | |
| Oct 31 | Den | W | 1/0 | 5 | 11 | 2.2 | 4 | 0 | 0 | 0 | 0 | |
| Nov 14 | StL | W | 1/0 | 1 | -1 | -1.0 | -1 | 0 | 0 | 0 | 0 | |
| Nov 21 | TB | L | 1/0 | 0 | 0 | 0.0 | 0 | 0 | 0 | 0 | 0 | |
| Nov 29 | at Arz | W | 1/0 | 14 | 54 | 3.9 | 9 | 1 | 1 | -5 | 0 | |
| Dec 5 | at GB | L | 1/0 | 9 | 33 | 3.7 | 17 | 0 | 1 | 4 | 0 | |
| Dec 12 | Sea | W | 1/0 | 14 | 60 | 4.3 | 34 | 0 | 1 | 8 | 0 | |
| Dec 16 | at SD | L | 1/0 | 6 | 33 | 5.5 | 17 | 0 | 1 | 2 | 0 | |
| Dec 26 | at StL | L | 1/0 | 6 | 17 | 2.8 | 5 | 0 | 0 | 0 | 0 | |
| Jan 2 | Arz | W | 1/0 | 11 | 22 | 2.0 | 8 | 0 | 1 | 2 | 0 | |
| TOTALS | | | 16/0 | 70 | 237 | 3.4 | 34 | 2 | 5 | 11 | 0 | |

// COLLEGE

Played in 48 games (40 starts) and set school records with 3,994 yds. on 910 carries (4.4 ypc) and 42 TDs rushing. Also added 56 receptions for 449 yds. and 4 TDs through the air. Became the 7th player in SEC history to lead his team in rushing four separate years. Only RB Herschel Walker (994 carries) had more carries in SEC history, while his 42 TDs rank t-6th in SEC history. Eclipsed the 100-yd. plateau in 17 games, surpassing RB Jerious Norwood's school record of 13, 100-yd. Set the school record for most points in a career (276) and most all-purpose yds. (4,443 yds.). Earned first-team All-SEC honors as well as third-team All-American honors, as a senior. Rushed for a school-record 1,391 yds. on 257 carries and 12 TDs in 2009, while breaking Mississippi State's record for most 100-yd. games in a season (8). His 126.5 ypg led the SEC and ranked 6th in the nation. Appeared in 12 games as a true freshman and set numerous school single-season records for freshman, while leading the team with 668 yds. on 169 carries and 9 TDs.

// PERSONAL

- Attended Terry (Terry, MS) HS, where he was named first-team all-state by the *Jackson Clarion-Ledger* and the Mississippi Association of Coaches following his senior season, when he rushed for 2,683 yds. on 204 carries and 31 TDs. Also earned Metro POY honors as he gained over 150 yds. in 11 of 13 contests and led his team to the state quarterfinals. Selected to play in the Mississippi-Alabama High School All-Star Game.
- Was also a standout baseball player.
- Born Anthony Rishard Dixon (9/24/87) in Jackson, MS.



96

DEMARCUS DOBBS
| DEFENSIVE TACKLE



6-6 | 275 | GEORGIA | ROOKIE | BORN 11.30.87 | SAVANNAH, GA
ACQUIRED FA IN '11 | CALVARY BAPTIST HS, SAVANNAH, GA

Demarcus Dobbs signed with the 49ers as an undrafted free agent out of the University of Georgia on July 27. A tough, hard-nosed defender, Dobbs took advantage of every opportunity presented to him throughout training camp to earn a spot on the 49ers 53-man roster. Dobbs saw action on defense and special teams in 2011. Along with QB Scott Tolzien and NT Ian Williams, this marks the first time since 2001 that the 49ers had at least three undrafted free agents make the team (4 in 2001 - DT John Schlect, LB Quincy Stewart, LB Shane Elam and P Jason Baker).

// 2011 HIGHLIGHTS

- Made NFL debut vs. TB (10/9) at DT.
- Saw extended action on defensive line vs. Cle. (10/30) in place of injured DT Ray McDonald.
- Notched his first tackle of his career vs. StL (12/4), posting 2 stops.

DOBBS' GAME-BY-GAME

| 2011 | | | | | | | | | | | | | | | |
|---------------|--------|-----|-----|-------------|----------|----------|----------|------------|------------|----------|----------|----------|----------|----------|----------|
| Date | Opp | W/L | P/S | Tot | Sol | Ast | Sk | Yds | Int | Yds | PD | FF | FR | Yds | |
| Sep 11 | Sea | W | - | - | - | - | INACTIVE | | - | - | - | - | - | - | |
| Sep 18 | Dal | L | - | - | - | - | INACTIVE | | - | - | - | - | - | - | |
| Sep 25 | at Cin | W | - | - | - | - | INACTIVE | | - | - | - | - | - | - | |
| Oct 2 | at Phi | W | - | - | - | - | INACTIVE | | - | - | - | - | - | - | |
| Oct 9 | TB | W | 1/0 | 0 | 0 | 0 | 0.0 | 0.0 | 0 | 0 | 0 | 0 | 0 | 0 | |
| Oct 16 | at Det | W | 1/0 | 0 | 0 | 0 | 0.0 | 0.0 | 0 | 0 | 0 | 0 | 0 | 0 | |
| Oct 30 | Cle | W | 1/0 | 0 | 0 | 0 | 0.0 | 0.0 | 0 | 0 | 0 | 0 | 0 | 0 | |
| Nov 6 | at Was | W | 1/0 | 0 | 0 | 0 | 0.0 | 0.0 | 0 | 0 | 0 | 0 | 0 | 0 | |
| Nov 13 | NYG | W | 1/0 | 0 | 0 | 0 | 0.0 | 0.0 | 0 | 0 | 0 | 0 | 0 | 0 | |
| Nov 20 | Arz | W | 1/0 | 0 | 0 | 0 | 0.0 | 0.0 | 0 | 0 | 0 | 0 | 0 | 0 | |
| Nov 24 | at Bal | L | 1/0 | 0 | 0 | 0 | 0.0 | 0.0 | 0 | 0 | 0 | 0 | 0 | 0 | |
| Dec 4 | StL | W | 1/0 | 2 | 0 | 2 | 0.0 | 0.0 | 0 | 0 | 0 | 0 | 0 | 0 | |
| Dec 11 | at Arz | L | 1/0 | 0 | 0 | 0 | 0.0 | 0.0 | 0 | 0 | 0 | 0 | 0 | 0 | |
| Dec 19 | Pit | W | 1/0 | 0 | 0 | 0 | 0.0 | 0.0 | 0 | 0 | 0 | 0 | 0 | 0 | |
| Dec 24 | at Sea | W | 1/0 | 0 | 0 | 0 | 0.0 | 0.0 | 0 | 0 | 0 | 0 | 0 | 0 | |
| Jan 1 | at StL | W | 1/0 | 1 | 1 | 0 | 0.0 | 0.0 | 0 | 0 | 0 | 0 | 0 | 0 | |
| TOTALS | | | | 12/0 | 3 | 1 | 2 | 0.0 | 0.0 | 0 | 0 | 0 | 0 | 0 | 0 |

| 2011 Postseason | | | | | | | | | | | | | | | |
|-----------------|-----|-----|-----|------------|----------|----------|----------|------------|------------|----------|----------|----------|----------|----------|----------|
| Date | Opp | W/L | P/S | Tot | Sol | Ast | Sk | Yds | Int | Yds | PD | FF | FR | Yds | |
| Jan 14 | NO | W | 1/0 | 0 | 0 | 0 | 0.0 | 0.0 | 0 | 0 | 0 | 0 | 0 | 0 | |
| Jan 22 | NYG | | | | | | | | | | | | | | |
| TOTALS | | | | 1/0 | 0 | 0 | 0 | 0.0 | 0.0 | 0 | 0 | 0 | 0 | 0 | 0 |

QB Pressures: 2
TFL: 1

DOBBS' CAREER STATISTICS

| YEAR | TEAM | GP | GS | TACKLES | | | | | YDS | INTERCEPTIONS | | | | | FUMBLES | | |
|---------------|------|-----------|----------|----------|----------|----------|------------|------------|----------|---------------|----------|----------|----------|----------|----------|----------|----------|
| | | | | TOT | SOL | AST | SACKS | | | INT | YDS | LG | TD | PD | FF | FR | YDS |
| 2011 | SF | 12 | 0 | 3 | 1 | 2 | 0.0 | 0.0 | 0 | 0 | 0 | 0 | 0 | 0 | 0 | 0 | 0 |
| TOTALS | | 12 | 0 | 3 | 1 | 2 | 0.0 | 0.0 | 0 | 0 | 0 | 0 | 0 | 0 | 0 | 0 | 0 |

PLAYOFFS

| YEAR | TEAM | GP | GS | TACKLES | | | | | YDS | INTERCEPTIONS | | | | | FUMBLES | | |
|---------------|------|----------|----------|----------|----------|----------|------------|------------|----------|---------------|----------|----------|----------|----------|----------|----------|----------|
| | | | | TOT | SOL | AST | SACKS | | | INT | YDS | LG | TD | PD | FF | FR | YDS |
| 2011 | SF | 1 | 0 | 0 | 0 | 0 | 0.0 | 0.0 | 0 | 0 | 0 | 0 | 0 | 0 | 0 | 0 | 0 |
| TOTALS | | 1 | 0 | 0 | 0 | 0 | 0.0 | 0.0 | 0 | 0 | 0 | 0 | 0 | 0 | 0 | 0 | 0 |

Milestones:
NFL Debut: vs. TB (10/9/11)

GOODEN'S CAREER HIGHS

Total Tackles: 2 vs. StL (12/4/11) **Assists:** 2 vs. StL (12/4/11)
Solo: 1 at StL (1/1/12)

**// TRANSACTIONS**

Originally signed as a undrafted free agent with SF on 7/27/11.

// COLLEGE

Saw action in 52 games (27 starts) for the Bulldogs, accumulating 78 tackles, 41 QBPs, 11 TFLs, 7.5 sacks, 6 PDs, 4 FFs, and 2 INTs. As a senior, appeared in 13 games (10 starts), recording 28 tackles and 15 quarterback pressures. In 2009, started all 13 games, notching 39 tackles including 4.5 sacks and 14 quarterback pressures. Also was the recipient of Joseph E. Espy Football Scholarship. As a sophomore, appeared in 13 games (4 starts), recording 19 tackles, eight quarterback hurries and an INT (returned for a TD). As a freshman, appeared in 13 games providing depth on the defensive line and played on special teams. Redshirted in 2006.

// PERSONAL

- Attended Calvary Baptist HS in Savannah, GA, and was a first-team all-state selection by *The Atlanta Journal-Constitution* and Super Southern 100.
- Born Demarcus Dobbs (11/30/87) in Savannah, GA.
- Graduated with a degree in consumer economics.



TED GINN Jr.

| WIDE RECEIVER



5-11 | 180 | OHIO ST. | 5TH YEAR | BORN 4.12.85 | CLEVELAND, OH
ACQUIRED TRADE IN '10 - MIA. | GLENVILLE HS, CLEVELAND, OH

Blessed with incredible speed and elusiveness, Ted Ginn Jr. enters his second season in San Francisco after being acquired in a trade with the Miami Dolphins in April of 2010. In his first season in Red and Gold, Ginn set a career high and ranked 3rd in the NFL averaging 13.4 yds./PR. It marked the first time a 49ers player ranked in the top three in PR avg. in a season since 2002 (CB Jimmy Williams - 16.8 avg. led the NFL). One of the biggest influences in Ginn's life has been his high school football coach, his father, Ted Sr. The 9th overall selection in the 2007 NFL Draft, Ginn is one of only 10 players in NFL history to register 2 KORs for TDs in the same game [at NYJ (11/1/09)].

// CAREER HIGHLIGHTS

- Ginn became the 12th player in NFL history – and the first on Kickoff Weekend – to return a kickoff (102 yds.) and a punt (55 yds.) for a TD vs. Sea. (9/11/11).

// 2011 AWARDS & HONORS

- NFC Special Teams Player of the Week (Week 1)

// 2011 HIGHLIGHTS

- First player in franchise history to return a kickoff and punt for a TD in the same game (vs. Sea., 9/11). Registered a kickoff return for a TD (102 yds.) and a punt return for a TD (55 yds.) in the 4th qtr. Ginn's 268 return yds. were the most in a single game in franchise history.

- Started in his first game at WR since 1/3/10 and recorded a 40-yd. punt return at Det. (10/16), while trailing 19-15 with 5:29 to go. The 49ers moved down the field and scored what proved to be the game-winning TD eight plays later on 4th-and-goal.
- Registered 100 yds. on 4 KR and 93 yds. on 4 PRs at Arz. (12/11). He returned a punt 52 yds. down to the Cardinals' 4-yd. line on the final play of the 1st qtr.

// GOLDMINE

- Growing up in Cleveland, Ted had the benefit of having his father, Ted Sr., as his coach and mentor. His father has been the football coach at Glenville High School in Cleveland since 1997 and the track coach there since 2002. In 1999, Glenville became the first Cleveland Municipal School to reach the State Playoffs and made six subsequent appearances from 2000 to 2005. Ted Jr. played for his father during his prep career and credits his father with preparing him for the future. "It helped a lot," said Ted Jr. of having his father as a coach. "It prepared me well for all different sorts of situations. He never showed any favoritism towards me. In fact, he might have been harder on me to make me an example. It prepared me well for the next levels and now, because I played for him, I feel as though I can adjust to any type of coach."

// 2011 INJURY REPORT

- Inactive (ankle) at Sea. (12/24) and at StL (1/1/12).

GINN'S GAME-BY-GAME

| 2011 | | | | | | | | | |
|---------------|--------|-----|-------------|-----------|------------|-------------|-----------|----------|---|
| Date | Opp | W/L | P/S | Rec | Yds | Avg | Lg | TD | |
| Sep 11 | Sea | W | 1/0 | 0 | 0 | 0.0 | 0 | 0 | |
| Sep 18 | Dal | L | 1/0 | 4 | 38 | 9.5 | 14 | 0 | |
| Sep 25 | at Cin | W | 1/0 | 0 | 0 | 0.0 | 0 | 0 | |
| Oct 2 | at Phi | W | 1/0 | 0 | 0 | 0.0 | 0 | 0 | |
| Oct 9 | TB | W | 1/0 | 0 | 0 | 0.0 | 0 | 0 | |
| Oct 16 | at Det | W | 1/1 | 2 | 24 | 12.0 | 18 | 0 | |
| Oct 30 | Cle | W | 1/1 | 0 | 0 | 0.0 | 0 | 0 | |
| Nov 6 | at Was | W | 1/0 | 1 | 14 | 14.0 | 14 | 0 | |
| Nov 13 | NYG | W | 1/0 | 3 | 39 | 13.0 | 16 | 0 | |
| Nov 20 | Arz | W | 1/0 | 0 | 0 | 0.0 | 0 | 0 | |
| Nov 24 | at Bal | L | 1/0 | 2 | 21 | 10.5 | 12 | 0 | |
| Dec 4 | StL | W | 1/1 | 4 | 56 | 14.0 | 26 | 0 | |
| Dec 11 | at Arz | L | 1/0 | 2 | 14 | 7.0 | 7 | 0 | |
| Dec 19 | Pit | W | 1/0 | 1 | 14 | 14.0 | 14 | 0 | |
| Dec 24 | at Sea | W | – | – | – | – | – | – | – |
| Jan 1 | at StL | W | – | – | – | – | – | – | – |
| TOTALS | | | 14/3 | 19 | 220 | 11.6 | 26 | 0 | |

| 2011 Postseason | | | | | | | | | |
|-----------------|-----|-----|------------|----------|-----------|-------------|-----------|----------|--|
| Date | Opp | W/L | P/S | Rec | Yds | Avg | Lg | TD | |
| Jan 14 | NO | W | 1/0 | 1 | 11 | 11.0 | 11 | 0 | |
| Jan 22 | NYG | | | | | | | | |
| TOTALS | | | 1/0 | 1 | 11 | 11.0 | 11 | 0 | |

| 2011 | | | | | | | | | | | | | |
|---------------|--------|-----------|------------|-------------|-------------|----------|-----------|-----------|------------|-------------|------------|----------|---|
| Date | Opp | KR | Yds | Avg | Lg | TD | PR | FC | Yds | Avg | Lg | TD | |
| Sep 11 | Sea | 4 | 176 | 44.0 | 102t | 1 | 5 | 1 | 92 | 18.4 | 55t | 1 | |
| Sep 18 | Dal | 0 | 0 | 0.0 | 0 | 0 | 4 | 0 | 45 | 11.3 | 20 | 0 | |
| Sep 25 | at Cin | 2 | 59 | 29.5 | 32 | 0 | 3 | 2 | 19 | 6.3 | 9 | 0 | |
| Oct 2 | at Phi | 3 | 74 | 24.7 | 30 | 0 | 2 | 0 | -6 | -3.0 | 0 | 0 | |
| Oct 9 | TB | 0 | 0 | 0.0 | 0 | 0 | 3 | 2 | 51 | 17.0 | 29 | 0 | |
| Oct 16 | at Det | 4 | 105 | 26.3 | 31 | 0 | 3 | 3 | 72 | 24.0 | 40 | 0 | |
| Oct 30 | Cle | 2 | 33 | 16.5 | 22 | 0 | 2 | 2 | 18 | 9.0 | 18 | 0 | |
| Nov 6 | at Was | 1 | 20 | 20.0 | 20 | 0 | 5 | 0 | 47 | 9.4 | 19 | 0 | |
| Nov 13 | NYG | 2 | 55 | 27.5 | 31 | 0 | 0 | 0 | 0 | 0.0 | 0 | 0 | |
| Nov 20 | Arz | 2 | 42 | 21.0 | 24 | 0 | 4 | 0 | 16 | 4.0 | 10 | 0 | |
| Nov 24 | Bal | 3 | 93 | 31.0 | 36 | 0 | 0 | 3 | 0 | 0.0 | 0 | 0 | |
| Dec 4 | StL | 1 | 31 | 31.0 | 31 | 0 | 3 | 2 | 19 | 6.3 | 11 | 0 | |
| Dec 11 | at Arz | 4 | 100 | 25.0 | 33 | 0 | 4 | 2 | 93 | 23.3 | 52 | 0 | |
| Dec 19 | Pit | 1 | 12 | 12.0 | 12 | 0 | 0 | 1 | 0 | 0.0 | 0 | 0 | |
| Dec 24 | at Sea | – | – | – | – | – | – | – | – | – | – | – | – |
| Jan 1 | at StL | – | – | – | – | – | – | – | – | – | – | – | – |
| TOTALS | | 29 | 800 | 27.6 | 102t | 1 | 38 | 18 | 466 | 12.3 | 55t | 1 | |

| 2011 Postseason | | | | | | | | | | | | | |
|-----------------|-----|----------|----------|------------|----------|----------|----------|----------|-----------|-------------|-----------|----------|--|
| Date | Opp | KR | Yds | Avg | Lg | TD | PR | FC | Yds | Avg | Lg | TD | |
| Jan 14 | NO | 0 | 0 | 0.0 | 0 | 0 | 2 | 1 | 23 | 11.5 | 16 | 0 | |
| Jan 22 | NYG | | | | | | | | | | | | |
| TOTALS | | 0 | 0 | 0.0 | 0 | 0 | 2 | 1 | 23 | 11.5 | 16 | 0 | |



GINN'S CAREER NFL STATISTICS

| YEAR | TEAM | GP | GS | RECEIVING | | | | | RUSHING | | | | |
|---------------|------|-----------|-----------|------------|--------------|-------------|-----------|----------|-----------|------------|------------|------------|----------|
| | | | | NO | YDS | AVG | LG | TD | ATT | YDS | AVG | LG | TD |
| 2007 | MIA | 16 | 9 | 34 | 420 | 12.4 | 54 | 2 | 4 | 3 | 0.8 | 7 | 0 |
| 2008 | MIA | 16 | 14 | 56 | 790 | 14.1 | 64 | 2 | 5 | 73 | 14.6 | 40t | 2 |
| 2009 | MIA | 16 | 12 | 38 | 454 | 11.9 | 53t | 1 | 7 | 48 | 6.9 | 22 | 0 |
| 2010 | SF | 13 | 0 | 12 | 163 | 13.6 | 37t | 1 | 2 | 11 | 5.5 | 9 | 0 |
| 2011 | SF | 14 | 3 | 19 | 220 | 11.6 | 26 | 0 | 8 | 68 | 8.5 | 24 | 0 |
| TOTALS | | 75 | 38 | 159 | 2,047 | 12.9 | 64 | 6 | 26 | 203 | 7.8 | 40t | 2 |

| YEAR | TEAM | KICKOFF RETURNS | | | | | PUNT RETURNS | | | | | |
|---------------|------|-----------------|--------------|-------------|-------------|----------|--------------|-----------|--------------|-------------|------------|----------|
| | | NO | YDS | AVG | LG | TD | NO | FC | YDS | AVG | LG | TD |
| 2007 | MIA | 63 | 1433 | 22.7 | 52 | 0 | 24 | 15 | 230 | 9.6 | 87t | 1 |
| 2008 | MIA | 32 | 657 | 20.5 | 41 | 0 | 7 | 1 | 54 | 7.7 | 15 | 0 |
| 2009 | MIA | 52 | 1296 | 24.9 | 101t | 2 | 5 | 0 | 28 | 5.6 | 12 | 0 |
| 2010 | SF | 47 | 992 | 21.1 | 61 | 0 | 24 | 18 | 321 | 13.4 | 78t | 1 |
| 2011 | SF | 29 | 800 | 27.6 | 102t | 1 | 38 | 18 | 466 | 12.3 | 55t | 1 |
| TOTALS | | 222 | 5,166 | 23.3 | 102t | 3 | 98 | 52 | 1,099 | 11.2 | 87t | 3 |

PLAYOFFS

| YEAR | TEAM | GP | GS | RECEIVING | | | | | RUSHING | | | | |
|---------------|------|----------|----------|-----------|-----------|------------|-----------|----------|----------|----------|------------|----------|----------|
| | | | | NO | YDS | AVG | LG | TD | ATT | YDS | AVG | LG | TD |
| 2008 | MIA | 1 | 1 | 5 | 38 | 7.6 | 9 | 0 | 0 | 0 | 0.0 | 0 | 0 |
| 2011 | SF | 1 | 0 | 1 | 11 | 11.0 | 11 | 0 | 1 | 3 | 3.0 | 3 | 0 |
| TOTALS | | 2 | 1 | 6 | 49 | 8.2 | 11 | 0 | 1 | 3 | 3.0 | 3 | 0 |

| YEAR | TEAM | KICKOFF RETURNS | | | | | PUNT RETURNS | | | | | |
|---------------|------|-----------------|-----------|-------------|-----------|----------|--------------|----------|-----------|-------------|-----------|----------|
| | | NO | YDS | AVG | LG | TD | NO | FC | YDS | AVG | LG | TD |
| 2008 | MIA | 1 | 14 | 14.0 | 14 | 0 | 0 | 0 | 0 | 0.0 | 0 | 0 |
| 2011 | SF | 0 | 0 | 0.0 | 0 | 0 | 2 | 1 | 23 | 11.5 | 16 | 0 |
| TOTALS | | 1 | 14 | 14.0 | 14 | 0 | 2 | 1 | 23 | 11.5 | 16 | 0 |

GINN'S ADDITIONAL STATISTICS

Additional Statistics:

Special Teams Tackles – 2: 2007 (2)
Special Teams Fumble Recoveries – 3: 2007 (1), 2008 (1), 2009 (1)
Fumbles–Lost – 3–0: 3–0 in 2008

Additional Postseason Statistics:

Fumble Recoveries – 1: 2008 (1)

Milestones:

NFL Debut: at Was. (9/9/07); **First Start:** at Cle. (10/14/07); **First Reception:** at NYJ (9/23/07 – 15–yd. pass from QB Trent Green); **First TD Reception:** vs. NYG (10/28/07 – 21–yd. pass from QB Cleo Lemon); **100–Yd. Games:** 2, Last vs. Ind. (9/21/09 – 108 yds.); **Punt Return TD:** 1 (3 times), Last vs. Sea. (9/11/11 – 55 yds.); **Kickoff Return TD:** 1 (3 times), Last vs. Sea. (9/11/11 – 102 yds.); **Punt Return TD & Kickoff Return TD in same game:** 1 vs. Sea. (9/11/11)

GINN'S CAREER HIGHS

Receptions: 11 vs. Ind. (9/21/09)
Receiving Yards: 175 vs. Buf. (10/26/08)
Long Reception: 64 vs. Buf. (10/26/08)
Receiving Touchdowns: 1 (6 times) Last vs. Arz. (1/2/11)
Carries: 2 (3 times) Last at Det. (10/16/11)
Long Rush: 40t vs. Oak. (11/16/08)

Rushing Touchdowns: 1 (2 times) Last at KC (12/21/08)
Kickoff Returns: 8 (2 times) Last vs. NE (11/23/08)
Kickoff Return Yards: 299 at NYJ (11/1/09)
Punt Returns: 5 (2 times) Last at Was. (11/6/11)
Punt Return Yards: 99 at Phi. (11/18/07)



// TRANSACTIONS

Originally a 1st-round (9th pick overall) draft choice by Mia. in 2007... Traded by Mia. to SF for a 2010 5th-round (145th overall) draft choice on 4/16/10. The Dolphins selected CB Nolan Barroll (Maryland) with that pick.

// AWARDS & HONORS:

2007: Pepsi NFL Rookie of the Week (Week 11)

2009: AFC Special Teams Player of the Week (Week 8) | AFC Special Teams Player of the Month (November)

// 2010 (SAN FRANCISCO)

- Ranked 3rd in the NFL in punt return avg. (13.6).
- Registered 181 kickoff return yds. vs. Phi. (10/10), the most by the 49ers since CB Allen Rossum tallied 186 kickoff return yds. at Arz. (11/10/08).
- Registered a 41-yd. kickoff return and 42-yd. punt return at Arz. (11/29). Both returns led to TD drives by the offense.
- Registered a season-long 78-yd. punt return for a TD at StL (12/26), his first as a 49er, and his first PR for a TD since 11/18/07 at Phi. It also marked the 49ers first PR for a TD since WR Otis Amey notched a 75-yd. PR for a TD vs. StL (9/11/05).
- Registered his first rec. TD as a 49er on a 37-yd. pass TD from QB Alex Smith vs. Arz. (1/2).

// 2009 (MIAMI)

- Tallied a career-high 11 receipts. for 108 yds. vs. Buf. (9/13). The 11 receipts. tied for the 3rd-highest rec. total in team history, while his 108 rec. yds. were the 2nd-most in his career (175 yds. vs. Buf. 10/26/08).
- Caught a go-ahead 53-yd. TD pass from QB Chad Henne vs. NYJ (10/12).
- Displayed his playmaking ability on special teams, earning AFC Special Teams POW honors after returning two kickoffs (100, 101) for TDs at NYJ (11/1). The two TD returns off kickoffs in a single game tied an NFL record.
- Was later named AFC Special Teams Player of the Month (November) after having returned 21 kickoffs for 646 yds. (31.7 avg.) and 2 TDs in the five-game span.

// 2008 (MIAMI)

- Led the Dolphins with career highs in receipts. (56) and rec. yds. (790).
- Had a career day vs. Buf. (10/26), as he led the Dolphins with 7 catches for 175 yds., including a career-long 64-yd. receipt. The 175 yds. marked the first 100-yd. rec. game of his career, as well as the most by a Dolphin since WR Chris Chambers hauled in 15 catches for a club-record 238 yds. vs. Buf. on (12/24/05).
- Recorded a season-high 154 kickoff return yds. vs. NE (11/23).

// 2007 (MIAMI)

- His 34 receipts. for 420 yds. were the most by a Dolphins rookie WR since 2001, when WR Chris Chambers caught 48 passes for 883 yds.
- Returned 24 punts for a 9.6-yd. average, ranking 4th in the AFC and 6th in the NFL, while fielding 63 kickoffs for a 22.7-yd. avg.
- Set a Dolphins rookie record with 2,086 all-purpose yds.
- Ranked 2nd in franchise history with 1,433 kickoff return yds., trailing only CB Brock Marion (1,524 yds. in 1999).

// COLLEGE

A three-year letterman at Ohio State (2004-06), played in 37 games (31 starts). Amassed 135 receipts. for 1,943 yds. and 15 TDs, while also rushing for 213 yds. and 3 TDs on 28 atts. Also returned 64 punts for a 14.1-yd. avg. and 6 TDs and 38 kickoffs for a 26.6-yd. avg. and 2 TDs. His 8 total TDs via returns tied an NCAA record. As a senior, earned second-team All-American and first-team All-Big Ten honors after recording a career-high 59 receipts. for 781 yds. and 9 TDs. Capped career by scoring on a 93-yd. kickoff return to open the BCS National Championship Game against Florida. In 2005, registered a kickoff return avg. of 29.6 yds. that led the conference and ranked 4th nationally. Became the first player in school history to score a TD receiving, rushing, returning a kickoff and returning a punt in the same season. As a freshman, led the nation and set a school single-season record by averaging 25.6-yds. on 15 punt returns.

// PERSONAL

- Attended Glenville (Cleveland, OH) HS, where he lettered in football, basketball and track.
- As a DB, was the *USA Today* Defensive POY as well as a *Parade* All-American as a senior. Also played QB, WR and RB, while returning punts and kickoffs.
- Played in the U.S. Army All-America game following his senior season and was named the game's MVP after he returned a punt for a touchdown.
- Was the HS national champion in the 110-meter high hurdles, as a junior, and recorded the best time in the nation as a senior, when he won the state title for the second consecutive year.
- Also clocked a personal best 10.5 seconds in the 100-meter dash.
- Born Theodore Ginn Jr. (4/12/85) in Cleveland, OH.

// INJURY REPORT

2010: Inactive for 3 games [vs. NO (9/20), at KC (9/26) and at Atl. (10/3)] with a knee injury suffered at Sea. (9/12).



GINN'S GAME-BY-GAME

2007 Receiving (Miami)

| Date | Opp | W/L | P/S | Rec | Yds | Avg | Lg | TD |
|---------------|--------|-----|-------------|-----------|------------|-------------|-----------|----------|
| Sep 9 | at Was | L | 1/0 | 0 | 0 | 0.0 | 0 | 0 |
| Sep 16 | Dal | L | 1/0 | 0 | 0 | 0.0 | 0 | 0 |
| Sep 23 | at NYJ | L | 1/0 | 1 | 15 | 15.0 | 15 | 0 |
| Sep 30 | Oak | L | 1/0 | 0 | 0 | 0.0 | 0 | 0 |
| Oct 7 | at Hou | L | 1/0 | 1 | 36 | 36.0 | 36 | 0 |
| Oct 14 | at Cle | L | 1/1 | 1 | 32 | 32.0 | 32 | 0 |
| Oct 21 | NE | L | 1/1 | 3 | 37 | 12.3 | 15 | 0 |
| Oct 28 | NYG | L | 1/1 | 1 | 21 | 21.0 | 21t | 1 |
| Nov 11 | Buf | L | 1/1 | 1 | 12 | 12.0 | 12 | 0 |
| Nov 18 | at Phi | L | 1/0 | 4 | 52 | 13.0 | 22 | 0 |
| Nov 26 | at Pit | L | 1/0 | 3 | 35 | 11.7 | 15 | 0 |
| Dec 2 | NYJ | L | 1/1 | 3 | 19 | 6.3 | 10 | 0 |
| Dec 9 | at Buf | L | 1/1 | 4 | 67 | 16.8 | 54 | 0 |
| Dec 16 | Bal | W | 1/1 | 1 | 14 | 14.0 | 14 | 0 |
| Dec 23 | at NE | L | 1/1 | 4 | 27 | 6.8 | 10 | 0 |
| Dec 30 | Cin | L | 1/1 | 7 | 53 | 7.6 | 13 | 1 |
| TOTALS | | | 16/9 | 34 | 420 | 12.4 | 54 | 2 |

2008 Receiving (Miami)

| Date | Opp | W/L | P/S | Rec | Yds | Avg | Lg | TD |
|---------------|--------|-----|--------------|-----------|------------|-------------|-----------|----------|
| Sep 7 | NYJ | L | 1/1 | 2 | 17 | 8.5 | 14 | 0 |
| Sep 14 | at Arz | L | 1/1 | 1 | 9 | 9.0 | 9 | 0 |
| Sep 21 | at NE | W | 1/1 | 5 | 49 | 9.8 | 18 | 0 |
| Oct 5 | SD | W | 1/1 | 7 | 55 | 7.9 | 14 | 0 |
| Oct 12 | at Hou | L | 1/1 | 1 | -1 | -1.0 | -1 | 0 |
| Oct 19 | Bal | L | 1/1 | 4 | 48 | 12.0 | 19 | 0 |
| Oct 26 | Buf | W | 1/1 | 7 | 175 | 25.0 | 64 | 0 |
| Nov 2 | at Den | W | 1/1 | 3 | 38 | 12.7 | 13 | 0 |
| Nov 9 | Sea | W | 1/0 | 4 | 67 | 16.8 | 39t | 1 |
| Nov 16 | Oak | W | 1/1 | 4 | 51 | 12.8 | 23 | 0 |
| Nov 23 | NE | L | 1/1 | 5 | 88 | 17.6 | 46 | 0 |
| Nov 30 | at StL | W | 1/1 | 4 | 55 | 13.8 | 19 | 0 |
| Dec 7 | at Buf | W | 1/1 | 1 | 18 | 18.0 | 18 | 0 |
| Dec 14 | SF | W | 1/1 | 2 | 6 | 3.0 | 6 | 0 |
| Dec 21 | at KC | W | 1/1 | 4 | 44 | 11.0 | 18 | 0 |
| Dec 28 | at NYJ | W | 1/0 | 2 | 71 | 35.5 | 44 | 1 |
| TOTALS | | | 16/14 | 56 | 790 | 14.1 | 64 | 2 |

2007 Returning (Miami)

| Date | Opp | KR | Yds | Avg | Lg | TD | PR | FC | Yds | Avg | Lg | TD |
|---------------|--------|-----------|-------------|-------------|-----------|----------|-----------|-----------|------------|------------|------------|----------|
| Sep 9 | at Was | 3 | 70 | 23.3 | 34 | 0 | 4 | 0 | 20 | 5.0 | 9 | 0 |
| Sep 16 | Dal | 6 | 121 | 20.2 | 31 | 0 | 3 | 1 | 37 | 12.3 | 23 | 0 |
| Sep 23 | at NYJ | 3 | 80 | 26.7 | 39 | 0 | 2 | 1 | 6 | 3.0 | 6 | 0 |
| Sep 30 | Oak | 3 | 58 | 19.3 | 33 | 0 | 0 | 1 | 0 | 0.0 | 0 | 0 |
| Oct 7 | at Hou | 5 | 176 | 35.2 | 52 | 0 | 0 | 1 | 0 | 0.0 | 0 | 0 |
| Oct 14 | at Cle | 5 | 122 | 24.4 | 33 | 0 | 1 | 0 | 10 | 10.0 | 10 | 0 |
| Oct 21 | NE | 4 | 86 | 21.5 | 27 | 0 | 0 | 0 | 0 | 0.0 | 0 | 0 |
| Oct 28 | NYG | 3 | 65 | 21.7 | 24 | 0 | 0 | 1 | 0 | 0.0 | 0 | 0 |
| Nov 11 | Buf | 2 | 29 | 14.5 | 15 | 0 | 2 | 1 | 16 | 8.0 | 9 | 0 |
| Nov 18 | at Phi | 2 | 52 | 26.0 | 29 | 0 | 3 | 0 | 99 | 33.0 | 87t | 1 |
| Nov 26 | at Pit | 1 | 23 | 23.0 | 21 | 0 | 0 | 4 | 0 | 0.0 | 0 | 0 |
| Dec 2 | NYJ | 8 | 198 | 24.8 | 30 | 0 | 0 | 1 | 0 | 0.0 | 0 | 0 |
| Dec 9 | at Buf | 3 | 51 | 17.0 | 28 | 0 | 4 | 1 | 3 | 0.8 | 6 | 0 |
| Dec 16 | Bal | 5 | 112 | 22.4 | 43 | 0 | 3 | 0 | 31 | 10.3 | 13 | 0 |
| Dec 23 | at NE | 4 | 79 | 19.8 | 23 | 0 | 1 | 1 | 2 | 2.0 | 2 | 0 |
| Dec 30 | Cin | 6 | 111 | 18.5 | 32 | 0 | 1 | 2 | 6 | 6.0 | 6 | 0 |
| TOTALS | | 63 | 1433 | 22.7 | 52 | 0 | 24 | 15 | 230 | 9.6 | 87t | 1 |

2008 Postseason Receiving (Miami)

| Date | Opp | W/L | P/S | Rec | Yds | Avg | Lg | TD |
|---------------|-----|-----|------------|----------|-----------|------------|----------|----------|
| Jan 4 | Bal | L | 1/1 | 5 | 38 | 7.6 | 9 | 0 |
| TOTALS | | | 1/1 | 5 | 38 | 7.6 | 9 | 0 |

2008 Returning (Miami)

| Date | Opp | KR | Yds | Avg | Lg | TD | PR | FC | Yds | Avg | Lg | TD |
|---------------|--------|-----------|------------|-------------|-----------|----------|----------|----------|-----------|------------|-----------|----------|
| Sep 7 | NYJ | 0 | 0 | 0.0 | 0 | 0 | 3 | 0 | 13 | 4.3 | 9 | 0 |
| Sep 14 | at Arz | 0 | 0 | 0.0 | 0 | 0 | 0 | 0 | 0 | 0.0 | 0 | 0 |
| Sep 21 | at NE | 0 | 0 | 0.0 | 0 | 0 | 0 | 0 | 0 | 0.0 | 0 | 0 |
| Oct 5 | SD | 0 | 0 | 0.0 | 0 | 0 | 1 | 0 | 11 | 11.0 | 11 | 0 |
| Oct 12 | at Hou | 0 | 0 | 0.0 | 0 | 0 | 0 | 0 | 0 | 0.0 | 0 | 0 |
| Oct 19 | Bal | 5 | 93 | 18.6 | 31 | 0 | 0 | 0 | 0 | 0.0 | 0 | 0 |
| Oct 26 | Buf | 3 | 37 | 12.3 | 26 | 0 | 0 | 0 | 0 | 0.0 | 0 | 0 |
| Nov 2 | at Den | 1 | 41 | 41.0 | 41 | 0 | 0 | 0 | 0 | 0.0 | 0 | 0 |
| Nov 9 | Sea | 3 | 88 | 29.3 | 37 | 0 | 0 | 0 | 0 | 0.0 | 0 | 0 |
| Nov 16 | Oak | 3 | 53 | 17.7 | 22 | 0 | 2 | 0 | 23 | 11.5 | 15 | 0 |
| Nov 23 | NE | 8 | 154 | 19.3 | 36 | 0 | 0 | 1 | 0 | 0.0 | 0 | 0 |
| Nov 30 | at StL | 5 | 99 | 19.8 | 23 | 0 | 0 | 0 | 0 | 0.0 | 0 | 0 |
| Dec 7 | at Buf | 1 | 22 | 22.0 | 22 | 0 | 1 | 0 | 7 | 7.0 | 7 | 0 |
| Dec 14 | SF | 3 | 70 | 23.3 | 34 | 0 | 0 | 0 | 0 | 0.0 | 0 | 0 |
| Dec 21 | at KC | 0 | 0 | 0.0 | 0 | 0 | 0 | 0 | 0 | 0.0 | 0 | 0 |
| Dec 28 | at NYJ | 0 | 0 | 0.0 | 0 | 0 | 0 | 0 | 0 | 0.0 | 0 | 0 |
| TOTALS | | 32 | 657 | 20.5 | 41 | 0 | 7 | 1 | 54 | 7.7 | 15 | 0 |

2008 Postseason Returning (Miami)

| Date | Opp | KR | Yds | Avg | Lg | TD | PR | FC | Yds | Avg | Lg | TD |
|---------------|-----|----------|-----------|-------------|-----------|----------|----------|----------|----------|------------|----------|----------|
| Jan 4 | Bal | 1 | 14 | 14.0 | 14 | 0 | 0 | 0 | 0 | 0.0 | 0 | 0 |
| TOTALS | | 1 | 14 | 14.0 | 14 | 0 | 0 | 0 | 0 | 0.0 | 0 | 0 |



GINN'S GAME-BY-GAME

2009 Receiving (Miami)

| Date | Opp | W/L | P/S | Rec | Yds | Avg | Lg | TD |
|---------------|--------|-----|--------------|-----------|------------|-------------|------------|----------|
| Sep 13 | at Atl | L | 1/1 | 2 | 26 | 13.0 | 16 | 0 |
| Sep 21 | Ind | L | 1/1 | 11 | 108 | 9.8 | 21 | 0 |
| Sep 27 | at SD | L | 1/1 | 0 | 0 | 0.0 | 0 | 0 |
| Oct 4 | Buf | W | 1/1 | 1 | 4 | 4.0 | 4 | 0 |
| Oct 12 | NYJ | W | 1/0 | 2 | 57 | 28.5 | 53t | 1 |
| Oct 25 | NO | L | 1/1 | 2 | 16 | 8.0 | 10 | 0 |
| Nov 1 | at NYJ | W | 1/0 | 0 | 0 | 0.0 | 0 | 0 |
| Nov 8 | at NE | L | 1/0 | 1 | 7 | 7.0 | 7 | 0 |
| Nov 15 | TB | W | 1/1 | 0 | 0 | 0.0 | 0 | 0 |
| Nov 19 | at Car | W | 1/1 | 4 | 32 | 8.0 | 16 | 0 |
| Nov 29 | at Buf | L | 1/1 | 2 | 18 | 9.0 | 11 | 0 |
| Dec 6 | NE | W | 1/1 | 2 | 34 | 17.0 | 19 | 0 |
| Dec 13 | at Jax | W | 1/0 | 1 | 12 | 12.0 | 12 | 0 |
| Dec 20 | at Ten | L | 1/1 | 2 | 38 | 19.0 | 19 | 0 |
| Dec 27 | Hou | L | 1/1 | 5 | 82 | 16.4 | 35 | 0 |
| Jan 3 | Pit | L | 1/1 | 3 | 20 | 6.7 | 8 | 0 |
| TOTALS | | | 16/12 | 38 | 454 | 11.9 | 53t | 1 |

2010 Receiving (San Francisco)

| Date | Opp | W/L | P/S | Rec | Yds | Avg | Lg | TD |
|---------------|--------|-----|-------------|-----------|------------|-------------|------------|-----------------|
| Sep 12 | at Sea | L | 1/0 | 1 | 19 | 19.0 | 19 | 0 |
| Sep 20 | NO | L | - | | | | | INACTIVE (Knee) |
| Sep 26 | at KC | L | - | | | | | INACTIVE (Knee) |
| Oct 3 | at Atl | L | - | | | | | INACTIVE (Knee) |
| Oct 10 | Phi | L | 1/0 | 2 | 26 | 13.0 | 17 | 0 |
| Oct 17 | Oak | W | 1/0 | 2 | 23 | 11.5 | 19 | 0 |
| Oct 24 | at Car | L | 1/0 | 0 | 0 | 0.0 | 0 | 0 |
| Oct 31 | Den | W | 1/0 | 0 | 0 | 0.0 | 0 | 0 |
| Nov 14 | StL | W | 1/0 | 0 | 0 | 0.0 | 0 | 0 |
| Nov 21 | TB | L | 1/0 | 1 | 7 | 7.0 | 7 | 0 |
| Nov 29 | at Arz | W | 1/0 | 1 | 11 | 11.0 | 11 | 0 |
| Dec 5 | at GB | L | 1/0 | 0 | 0 | 0.0 | 0 | 0 |
| Dec 12 | Sea | W | 1/0 | 0 | 0 | 0.0 | 0 | 0 |
| Dec 16 | at SD | L | 1/0 | 2 | 14 | 7.0 | 9 | 0 |
| Dec 26 | at StL | L | 1/0 | 1 | 22 | 22.0 | 22 | 0 |
| Jan 2 | Arz | W | 1/0 | 2 | 41 | 20.5 | 37t | 1 |
| TOTALS | | | 13/0 | 12 | 163 | 13.6 | 37t | 1 |

2009 Returning (Miami)

| Date | Opp | KR | Yds | Avg | Lg | TD | PR | FC | Yds | Avg | Lg | TD |
|---------------|--------|-----------|--------------|-------------|-------------|----------|----------|----------|-----------|------------|-----------|----------|
| Sep 13 | at Atl | 3 | 55 | 18.3 | 21 | 0 | 0 | 0 | 0 | 0.0 | 0 | 0 |
| Sep 21 | Ind | 0 | 0 | 0.0 | 0 | 0 | 0 | 0 | 0 | 0.0 | 0 | 0 |
| Sep 27 | at SD | 0 | 0 | 0.0 | 0 | 0 | 0 | 0 | 0 | 0.0 | 0 | 0 |
| Oct 4 | Buf | 0 | 0 | 0.0 | 0 | 0 | 1 | 0 | 11 | 11.0 | 11 | 0 |
| Oct 12 | NYJ | 1 | 32 | 32.0 | 32 | 0 | 0 | 0 | 0 | 0.0 | 0 | 0 |
| Oct 25 | NO | 4 | 103 | 25.8 | 34 | 0 | 1 | 0 | -2 | -2.0 | -2 | 0 |
| Nov 1 | at NYJ | 6 | 299 | 49.8 | 101t | 2 | 0 | 0 | 0 | 0.0 | 0 | 0 |
| Nov 8 | at NE | 4 | 97 | 24.3 | 37 | 0 | 0 | 0 | 0 | 0.0 | 0 | 0 |
| Nov 15 | TB | 5 | 90 | 18.0 | 28 | 0 | 1 | 0 | 7 | 7.0 | 7 | 0 |
| Nov 19 | at Car | 2 | 85 | 42.5 | 48 | 0 | 0 | 0 | 0 | 0.0 | 0 | 0 |
| Nov 29 | at Buf | 4 | 75 | 18.8 | 21 | 0 | 1 | 0 | 12 | 12.0 | 12 | 0 |
| Dec 6 | NE | 4 | 107 | 26.8 | 51 | 0 | 0 | 0 | 0 | 0.0 | 0 | 0 |
| Dec 13 | at Jax | 3 | 66 | 22.0 | 27 | 0 | 0 | 0 | 0 | 0.0 | 0 | 0 |
| Dec 20 | at Ten | 6 | 104 | 17.3 | 23 | 0 | 1 | 0 | 0 | 0.0 | 0 | 0 |
| Dec 27 | Hou | 6 | 121 | 20.2 | 29 | 0 | 0 | 0 | 0 | 0.0 | 0 | 0 |
| Jan 3 | Pit | 4 | 62 | 15.5 | 22 | 0 | 0 | 0 | 0 | 0.0 | 0 | 0 |
| TOTALS | | 52 | 1,296 | 24.9 | 101t | 2 | 5 | 0 | 28 | 5.6 | 12 | 0 |

2010 Returns (San Francisco)

| Date | Opp | KR | Yds | Avg | Lg | TD | PR | FC | Yds | Avg | Lg | TD |
|---------------|--------|-----------|------------|-------------|-----------|----------|-----------|-----------|------------|-------------|------------|-----------------|
| Sep 12 | at Sea | 3 | 54 | 18.0 | 34 | 0 | 2 | 1 | 27 | 13.5 | 16 | 0 |
| Sep 20 | NO | - | - | - | | | | | | | | INACTIVE (Knee) |
| Sep 26 | at KC | - | - | - | | | | | | | | INACTIVE (Knee) |
| Oct 3 | at Atl | - | - | - | | | | | | | | INACTIVE (Knee) |
| Oct 10 | Phi | 5 | 181 | 36.2 | 61 | 0 | 2 | 1 | 9 | 4.5 | 11 | 0 |
| Oct 17 | Oak | 2 | 48 | 24.0 | 27 | 0 | 4 | 1 | 37 | 9.3 | 20 | 0 |
| Oct 24 | at Car | 2 | 47 | 23.5 | 24 | 0 | 3 | 0 | 24 | 8.0 | 12 | 0 |
| Oct 31 | Den | 4 | 89 | 22.3 | 36 | 0 | 2 | 2 | 15 | 7.5 | 14 | 0 |
| Nov 14 | StL | 3 | 42 | 14.0 | 15 | 0 | 0 | 5 | 0 | 0.0 | 0 | 0 |
| Nov 21 | TB | 3 | 69 | 23.0 | 30 | 0 | 0 | 0 | 0 | 0.0 | 0 | 0 |
| Nov 29 | at Arz | 2 | 62 | 31.0 | 41 | 0 | 2 | 1 | 54 | 27.0 | 42 | 0 |
| Dec 5 | at GB | 5 | 81 | 16.2 | 32 | 0 | 2 | 0 | 31 | 15.5 | 19 | 0 |
| Dec 12 | Sea | 3 | 60 | 20.0 | 25 | 0 | 1 | 1 | 3 | 3.0 | 3 | 0 |
| Dec 16 | at SD | 7 | 116 | 16.6 | 22 | 0 | 2 | 1 | 24 | 12.0 | 23 | 0 |
| Dec 26 | at StL | 6 | 100 | 16.7 | 20 | 0 | 3 | 3 | 97 | 32.3 | 78t | 1 |
| Jan 2 | Arz | 2 | 43 | 21.5 | 24 | 0 | 1 | 2 | 0 | 0.0 | 0 | 0 |
| TOTALS | | 47 | 992 | 21.1 | 61 | 0 | 24 | 18 | 321 | 13.4 | 78t | 1 |



38

DASHON
GOLDSON
| SAFETY



6-2 | 200 | WASHINGTON | 5TH YEAR | BORN 9.18.84 | CARSON, CA
ACQUIRED D-4B IN '07 | NARBONNE HS, HARBOR CITY, CA

Dashon Goldson is a talented, young safety with great size, range and aggressiveness. Originally selected by the 49ers in the 4th round of the 2007 NFL Draft, Goldson became the starting FS in 2009. In 2011, he recorded 80 tackles and 6 interception, which tied for second most in the NFL. Goldson grew up in Southern California and started The Highest Point Foundation to provide motivational outlets for youth through sports programs, such as camps and clinics, in order to take them off the streets and onto the field, making more productive use of their time and physical abilities.



// 2011 AWARDS & HONORS

- 2012 Pro Bowl Selection

// 2011 POSTSEASON HIGHLIGHTS

- Picked off Saints QB Drew Brees and returned it 41 yds. to the Saints 4-yd. line vs. NO (1/14/12), which led to a WR Michael Crabtree 4-yd. TD pass three plays later. Also notched 13 tackles.

// 2011 HIGHLIGHTS

- Recorded 11 tackles at Cin. (9/25) in first start after returning from a knee injury.
- Led team with 10 tackles and recovered a loose ball at the 49ers 31-yd. line on a FF by Justin Smith (WR Jeremy Maclin) at Phi. (10/2) with 2:15 remaining in the 4th qtr., stopping a potential Phi. come-from-behind score. Marked his first FR of the season and 2nd of his career.
- Knocked the ball loose from Buccaneers WR Mike Williams vs. TB (10/9), tallying his first FF of the season and prompting a TD from TE Vernon Davis for a 49ers 41-3 lead in the 4th qtr.
- Picked off QB Colt McCoy in the 3rd qtr. vs. Cle. (10/30) for his first INT of the season.
- Posted his 2nd INT of the season, picking off QB John Beck in the 1st qtr. at Was. (11/6). The INT set up a 52-yd. FG by K David Akers and marked the first time in his career that he recorded an INT in back-to-back games.
- Notched his 3rd INT of the season after picking off Cardinals QB John Skelton in the 3rd qtr. vs. Arz. (11/20).
- Tied his career high with his 4th INT of the season and 9th of his career vs. StL (12/4). Goldson also recorded 1 PD and 1 TFL on the day.
- Recorded a career-high 5th INT in the last seven games, picking off QB John Skelton in the 3rd. qtr. at Arz. (12/11).
- Notched his 6th INT on the season after picking off QB Ben Roethlisberger vs. Pit. (12/19) and returning it 21 yds. Goldson's INT led to a 38-yd. FG by K David Akers on the ensuing drive.

// GOLDMINE

- The Highest Point Foundation was created in 2009 by Dashon to provide motivational outlets for youth through sports programs, such as camps and clinics, in order to take them off the streets and onto the field, making more productive use of their time and physical abilities. In many communities throughout Southern California, where Dashon grew up, young people are plagued with issues such as dropping out of school, drug use, tobacco use, underage drinking, gang violence, poverty, parental neglect and homelessness. Many of these issues have caused them to make the wrong choices in life, where they oftentimes end up in a far worse place – and possibly jail. Dashon has seen far too much happen to the communities around him and he wants to do his part to give back – utilizing the resources that he has acquired as a professional athlete to help make a difference in people's lives. Whether it's assisting with preventative measures to ensure a child does not take the wrong path in life, or transitional measures to help someone who was previously incarcerated adjust to life as a responsible adult, Dashon vows to encourage individuals to reach "the highest point" in life through the lessons he has personally learned in the sport of football, as well as through various programs and initiatives under his foundation.

// 2011 INJURY REPORT

- Inactive (knee) vs. Sea. (9/11) and vs. Dal. (9/18).

GOLDSON'S GAME-BY-GAME

| 2011 | | | | | | | | | | | | | | | |
|---------------|--------|-----|-----|--------------|-----------|-----------|-----------|-----------------|------------|----------|-----------|----------|----------|----------|----------|
| Date | Opp | W/L | P/S | Tot | Sol | Ast | Sk | Yds | Int | Yds | PD | FF | FR | Yds | |
| Sep 11 | Sea | W | - | - | - | - | - | INACTIVE (Knee) | - | - | - | - | - | - | |
| Sep 18 | Dal | L | - | - | - | - | - | INACTIVE (Knee) | - | - | - | - | - | - | |
| Sep 25 | at Cin | W | 1/1 | 11 | 6 | 5 | 0.0 | 0.0 | 0 | 0 | 0 | 0 | 0 | 0 | |
| Oct 2 | at Phi | W | 1/1 | 10 | 8 | 2 | 0.0 | 0.0 | 0 | 0 | 1 | 0 | 1 | 0 | |
| Oct 9 | TB | W | 1/1 | 4 | 2 | 2 | 0.0 | 0.0 | 0 | 0 | 0 | 1 | 0 | 0 | |
| Oct 16 | at Det | W | 1/1 | 7 | 4 | 3 | 0.0 | 0.0 | 0 | 0 | 0 | 0 | 0 | 0 | |
| Oct 30 | Cle | W | 1/1 | 4 | 3 | 1 | 0.0 | 0.0 | 1 | 0 | 1 | 0 | 0 | 0 | |
| Nov 6 | at Was | W | 1/1 | 5 | 4 | 1 | 0.0 | 0.0 | 1 | 0 | 1 | 0 | 0 | 0 | |
| Nov 13 | NYG | W | 1/1 | 5 | 3 | 2 | 0.0 | 0.0 | 0 | 0 | 1 | 0 | 0 | 0 | |
| Nov 20 | Arz | W | 1/1 | 3 | 3 | 0 | 0.0 | 0.0 | 1 | 2 | 1 | 0 | 0 | 0 | |
| Nov 24 | at Bal | L | 1/1 | 5 | 4 | 1 | 0.0 | 0.0 | 0 | 0 | 0 | 0 | 0 | 0 | |
| Dec 4 | StL | W | 1/1 | 3 | 3 | 0 | 0.0 | 0.0 | 1 | 13 | 1 | 0 | 0 | 0 | |
| Dec 11 | at Arz | L | 1/1 | 5 | 4 | 1 | 0.0 | 0.0 | 1 | 17 | 1 | 0 | 0 | 0 | |
| Dec 19 | Pit | W | 1/1 | 7 | 7 | 0 | 0.0 | 0.0 | 1 | 21 | 1 | 0 | 0 | 0 | |
| Dec 24 | at Sea | W | 1/1 | 8 | 4 | 4 | 0.0 | 0.0 | 0 | 0 | 0 | 0 | 0 | 0 | |
| Jan 1 | at StL | W | 1/1 | 3 | 3 | 0 | 0.0 | 0.0 | 0 | 0 | 1 | 0 | 0 | 0 | |
| TOTALS | | | | 14/14 | 80 | 58 | 22 | 0.0 | 0.0 | 6 | 53 | 9 | 1 | 1 | 0 |

| 2011 Postseason | | | | | | | | | | | | | | | |
|-----------------|-----|-----|-----|------------|-----------|-----------|----------|------------|------------|----------|-----------|----------|----------|----------|----------|
| Date | Opp | W/L | P/S | Tot | Sol | Ast | Sk | Yds | Int | Yds | PD | FF | FR | Yds | |
| Jan 14 | NO | W | 1/1 | 13 | 10 | 3 | 0.0 | 0.0 | 1 | 41 | 2 | 0 | 0 | 0 | |
| Jan 22 | NYG | | | | | | | | | | | | | | |
| TOTALS | | | | 1/1 | 13 | 10 | 3 | 0.0 | 0.0 | 1 | 41 | 2 | 0 | 0 | 0 |

Special Teams Tackles: 3
TFL: 1



GOLDSON'S CAREER STATISTICS

| YEAR | TEAM | GP | GS | TACKLES | | | | | INTERCEPTIONS | | | | | FUMBLES | | |
|---------------|------|-----------|-----------|------------|------------|-----------|------------|-------------|---------------|------------|------------|----------|-----------|----------|----------|----------|
| | | | | TOT | SOL | AST | SACKS | YDS | INT | YDS | LG | TD | PD | FF | FR | YDS |
| 2007 | SF | 10 | 0 | 15 | 7 | 8 | 0.0 | 0.0 | 0 | 0 | 0 | 0 | 2 | 0 | 0 | 0 |
| 2008 | SF | 9 | 2 | 23 | 12 | 11 | 0.0 | 0.0 | 0 | 0 | 0 | 0 | 1 | 0 | 0 | 0 |
| 2009 | SF | 16 | 16 | 114 | 88 | 26 | 2.0 | 7.0 | 4 | 39 | 34 | 0 | 6 | 3 | 1 | 0 |
| 2010 | SF | 16 | 16 | 102 | 74 | 28 | 1.0 | 8.0 | 1 | 39 | 39t | 1 | 6 | 0 | 0 | 0 |
| 2011 | SF | 14 | 14 | 80 | 58 | 22 | 0.0 | 0.0 | 6 | 53 | 17 | 0 | 9 | 1 | 1 | 0 |
| TOTALS | | 65 | 48 | 334 | 239 | 95 | 3.0 | 15.0 | 11 | 131 | 39t | 1 | 24 | 4 | 2 | 0 |

PLAYOFFS

| YEAR | TEAM | GP | GS | TACKLES | | | | | INTERCEPTIONS | | | | | FUMBLES | | |
|---------------|------|----------|----------|-----------|-----------|----------|------------|------------|---------------|-----------|-----------|----------|----------|----------|----------|----------|
| | | | | TOT | SOL | AST | SACKS | YDS | INT | YDS | LG | TD | PD | FF | FR | YDS |
| 2011 | SF | 1 | 1 | 13 | 10 | 3 | 0.0 | 0.0 | 1 | 41 | 41 | 0 | 2 | 0 | 0 | 0 |
| TOTALS | | 1 | 1 | 13 | 10 | 3 | 0.0 | 0.0 | 1 | 41 | 41 | 0 | 2 | 0 | 0 | 0 |

Additional Statistics:

Special Teams Tackles – 27: 2007 (10), 2008 (10), 2009 (1), 2010 (3), 2011 (3)

Milestones:

NFL Debut: vs. Bal. (10/7/07); **First Start:** at Sea. (9/14/08); **First Sack:** vs. StL (10/4/09 – QB Kyle Boller); **First INT:** vs. Sea. (9/20/09 – QB Seneca Wallace); **First FF:** at Hou. (10/25/09 – RB Steve Slaton); **First FR:** at Hou. (10/25/09 – RB Steve Slaton); **First TD:** vs. Sea. (12/12/10 – QB Matt Hasselbeck)

GOLDSON'S CAREER HIGHS

Total Tackles: Regular Season – 11 (3 times) Last at Cin. (9/25/11);
 Postseason – 13 vs. NO (1/14/12)
Solo: 10 vs. Jax. (11/29/09)
Assists: 5 (2 times) Last at Cin. (9/25/11)
Sacks: 1.0 (3 times) Last vs. Arz. (1/2/11)
Interceptions: Regular Season – 1 (11 times), Last vs. Pit. (12/19/11);
 Postseason – 1 vs. NO (1/14/12)

Interception Yards: Regular Season – 39 vs. Sea. (12/12/10); Postseason
 – 41 vs. NO (1/14/12)
Passes Defensed: Regular Season – 2 (2 times) Last vs. Phi. (10/10/10);
 Postseason – 2 vs. NO (1/14/12)
Forced Fumbles: 2 vs. Arz. (12/14/09)
Fumble Recoveries: 1 (2 times) Last at Phi. (10/2/11)
Touchdowns: 1 vs. Sea. (12/12/10)



// TRANSACTIONS

Originally the second of three 4th-round (126th pick overall) draft choices by SF in 2007...Signed a one-year deal with SF on 8/9/11.

// 2010

- Registered season-highs of 10 tackles at Atl. (10/3) and at GB (12/5).
- Scored his first career TD after intercepting QB Matt Hasselbeck's pass and returning it 39 yds. for the score vs. Sea. (12/12).
- Registered his first sack of the season, 3rd of his career, as he dropped QB John Skelton for a 12-yd. loss vs. Arz. (1/2).

// 2009

- Set career highs in tackles (114), INTs (4), FFs (3) and sacks (2). His 4 INTs led the team, while his 114 tackles ranked 2nd.
- One of only four players (LB Patrick Willis, CB Charles Woodson and LB Paul Posluszny) in the NFL to record at least 3 INTs, 3 FFs, and 1 sack.
- Recorded the first INT of his career off QB Seneca Wallace vs. Sea. (9/20).
- Registered a career high with 11 tackles at Min. (9/27). Also tipped a pass from QB Brett Favre that was intercepted by CB Shawntae Spencer in the 3rd qtr.
- Posted his first career sack vs. StL (10/4).
- Posted 8 tackles to go along with his first career FF and FR on a run by RB Steve Slaton in the 3rd qtr. at Hou. (10/25).
- Tied a career high with 11 total tackles, while setting a career high with 10 solo tackles vs. Jax. (11/29).
- Set a single-game career high with 2 crucial FFs, to go along with an INT off of QB Kurt Warner vs. Arz. (12/14).
- Registered his 4th INT of the season vs. Det. (12/27).

// 2008

- Started first game of career when 49ers opened game in nickel defense at Sea. (9/14), finishing the game with 5 tackles.
- Posted 1 tackle at NYG (10/19) before leaving game with a knee injury in 2nd qtr.
- Saw extensive action at safety vs. Was. (12/28) in place of starter S Michael Lewis, who was injured in 2nd qtr.

// 2007

- Hampered first 2 weeks of season by an elbow injury suffered in preseason game against Oak. (8/18).
- Played first career game vs. Bal. (10/7), filling in for Lewis, who left field for 5 plays with an injury.

// COLLEGE

Appeared in 43 college games, which includes his career at Coffeyville Community College and the University of Washington, and collected 293 tackles, 6 INTs, 2 FFs, 1 sack and 20 PDs. Started 22 straight games at Washington before being limited by an ankle injury in 2006 season opener. Earned All-Pac 10 honorable mention after moving from free safety to cornerback as a senior so team could play its top 4 defensive backs. Attended Coffeyville (KS) Community College as a free safety for one season in 2003, earning first-team National Junior College Athletic Association All-America honors with 99 tackles, 2 INTs, 1 sack and 2 PDs.

// PERSONAL

- Attended Narbonne (CA) HS, where he received two votes in the *Long Beach Press-Telegram's* 2001 "Best in the West" poll, and earned first-team All-Marine League honors in each of his final two seasons.
- As a senior, totaled 130 tackles and 6 INTs, with 2 returned for TDs.
- Born Dashon Goldson (9/18/84) in Carson, CA.
- Graduated with a degree in American Ethnic Studies.

// INJURY REPORT

- 2007:** Missed the first 4 weeks of the regular season [vs. Arz. (9/10), at StL (9/16), at Pit. (9/23) and vs. Sea. (9/30)] with an elbow injury.
- 2008:** Inactive for 7 games [vs. Sea. (10/26), at Arz. (11/10), vs. StL (11/16), at Dal. (11/23), at Buf. (11/30), vs. NYJ (12/7) and at Mia. (12/14)] with a knee injury.
- 2011:** Inactive for Weeks 1-2 with a knee injury.

GOLDSON'S GAME-BY-GAME

| 2007 | Date | Opp | W/L | P/S | Tot | Sol | Ast | Sk | Yds | Int | Yds | PD | FF | FR | Yds |
|---------------|--------|-----|-------------|-----------|------------------|----------|------------|------------|----------|----------|----------|----------|----------|----------|----------|
| Sep 10 | Arz | W | - | - | INACTIVE (Elbow) | - | - | - | - | - | - | - | - | - | - |
| Sep 16 | at StL | W | - | - | INACTIVE (Elbow) | - | - | - | - | - | - | - | - | - | - |
| Sep 23 | at Pit | L | - | - | INACTIVE (Elbow) | - | - | - | - | - | - | - | - | - | - |
| Sep 30 | Sea | L | - | - | INACTIVE (Elbow) | - | - | - | - | - | - | - | - | - | - |
| Oct 7 | Bal | L | 1/0 | 0 | 0 | 0 | 0.0 | 0.0 | 0 | 0 | 0 | 0 | 0 | 0 | 0 |
| Oct 21 | at NYG | L | 1/0 | 4 | 3 | 1 | 0.0 | 0.0 | 0 | 0 | 0 | 0 | 0 | 0 | 0 |
| Oct 28 | NO | L | 1/0 | 0 | 0 | 0 | 0.0 | 0.0 | 0 | 0 | 0 | 0 | 0 | 0 | 0 |
| Nov 4 | at Atl | L | 1/0 | 1 | 0 | 1 | 0.0 | 0.0 | 0 | 0 | 0 | 0 | 0 | 0 | 0 |
| Nov 12 | at Sea | L | 1/0 | 0 | 0 | 0 | 0.0 | 0.0 | 0 | 0 | 0 | 0 | 0 | 0 | 0 |
| Nov 18 | StL | L | - | - | INACTIVE | - | - | - | - | - | - | - | - | - | - |
| Nov 25 | at Arz | W | - | - | INACTIVE | - | - | - | - | - | - | - | - | - | - |
| Dec 2 | at Car | L | 1/0 | 1 | 1 | 0 | 0.0 | 0.0 | 0 | 0 | 1 | 0 | 0 | 0 | 0 |
| Dec 9 | Min | L | 1/0 | 3 | 1 | 2 | 0.0 | 0.0 | 0 | 0 | 0 | 0 | 0 | 0 | 0 |
| Dec 15 | Cin | W | 1/0 | 0 | 0 | 0 | 0.0 | 0.0 | 0 | 0 | 0 | 0 | 0 | 0 | 0 |
| Dec 23 | TB | W | 1/0 | 1 | 0 | 1 | 0.0 | 0.0 | 0 | 0 | 1 | 0 | 0 | 0 | 0 |
| Dec 30 | at Cle | L | 1/0 | 5 | 2 | 3 | 0.0 | 0.0 | 0 | 0 | 0 | 0 | 0 | 0 | 0 |
| TOTALS | | | 10/0 | 15 | 7 | 8 | 0.0 | 0.0 | 0 | 0 | 2 | 0 | 0 | 0 | 0 |

| 2008 | Date | Opp | W/L | P/S | Tot | Sol | Ast | Sk | Yds | Int | Yds | PD | FF | FR | Yds |
|---------------|--------|-----|------------|-----------|-----------------|-----------|------------|------------|----------|----------|----------|----------|----------|----------|----------|
| Sep 7 | Arz | L | 1/0 | 4 | 3 | 1 | 0.0 | 0.0 | 0 | 0 | 0 | 0 | 0 | 0 | 0 |
| Sep 14 | at Sea | W | 1/1 | 6 | 2 | 4 | 0.0 | 0.0 | 0 | 0 | 0 | 0 | 0 | 0 | 0 |
| Sep 21 | Det | W | 1/0 | 1 | 1 | 0 | 0.0 | 0.0 | 0 | 0 | 0 | 0 | 0 | 0 | 0 |
| Sep 28 | at NO | L | 1/1 | 4 | 2 | 2 | 0.0 | 0.0 | 0 | 0 | 0 | 0 | 0 | 0 | 0 |
| Oct 5 | NE | L | 1/0 | 2 | 0 | 2 | 0.0 | 0.0 | 0 | 0 | 0 | 0 | 0 | 0 | 0 |
| Oct 12 | Phi | L | 1/0 | 2 | 2 | 0 | 0.0 | 0.0 | 0 | 0 | 0 | 0 | 0 | 0 | 0 |
| Oct 19 | at NYG | L | 1/0 | 1 | 0 | 1 | 0.0 | 0.0 | 0 | 0 | 0 | 0 | 0 | 0 | 0 |
| Oct 26 | Sea | L | - | - | INACTIVE (Knee) | - | - | - | - | - | - | - | - | - | - |
| Nov 10 | at Arz | L | - | - | INACTIVE (Knee) | - | - | - | - | - | - | - | - | - | - |
| Nov 16 | StL | W | - | - | INACTIVE (Knee) | - | - | - | - | - | - | - | - | - | - |
| Nov 23 | at Dal | L | - | - | INACTIVE (Knee) | - | - | - | - | - | - | - | - | - | - |
| Nov 30 | at Buf | W | - | - | INACTIVE (Knee) | - | - | - | - | - | - | - | - | - | - |
| Dec 7 | NYJ | W | - | - | INACTIVE (Knee) | - | - | - | - | - | - | - | - | - | - |
| Dec 14 | at Mia | L | - | - | INACTIVE (Knee) | - | - | - | - | - | - | - | - | - | - |
| Dec 21 | at StL | W | 1/0 | 0 | 0 | 0 | 0.0 | 0.0 | 0 | 0 | 0 | 0 | 0 | 0 | 0 |
| Dec 28 | Was | W | 1/0 | 3 | 2 | 1 | 0.0 | 0.0 | 0 | 0 | 1 | 0 | 0 | 0 | 0 |
| TOTALS | | | 9/2 | 23 | 12 | 11 | 0.0 | 0.0 | 0 | 0 | 1 | 0 | 0 | 0 | 0 |



GOLDSON'S GAME-BY-GAME

| 2009 | | | | | | | | | | | | | | 2010 | | | | | | | | | | | | | | | | |
|---------------|--------|-----|--------------|------------|-----------|-----------|------------|------------|----------|-----------|----------|----------|----------|----------|---------------|--------|-----|--------------|------------|-----------|-----------|------------|------------|----------|-----------|----------|----------|----------|----------|---|
| Date | Opp | W/L | P/S | Tot | Sol | Ast | Sk | Yds | Int | Yds | PD | FF | FR | Yds | Date | Opp | W/L | P/S | Tot | Sol | Ast | Sk | Yds | Int | Yds | PD | FF | FR | Yds | |
| Sep 13 | at Arz | W | 1/1 | 4 | 4 | 0 | 0.0 | 0.0 | 0 | 0 | 0 | 0 | 0 | 0 | Sep 12 | at Sea | L | 1/1 | 4 | 4 | 0 | 0.0 | 0.0 | 0 | 0 | 0 | 0 | 0 | 0 | 0 |
| Sep 20 | Sea | W | 1/1 | 5 | 4 | 1 | 0.0 | 0.0 | 1 | 0 | 1 | 0 | 0 | 0 | Sep 20 | NO | L | 1/1 | 4 | 2 | 2 | 0.0 | 0.0 | 0 | 0 | 0 | 0 | 0 | 0 | 0 |
| Sep 27 | at Min | L | 1/1 | 11 | 6 | 5 | 0.0 | 0.0 | 0 | 0 | 0 | 0 | 0 | 0 | Sep 26 | at KC | L | 1/1 | 5 | 5 | 0 | 0.0 | 0.0 | 0 | 0 | 1 | 0 | 0 | 0 | 0 |
| Oct 4 | StL | W | 1/1 | 9 | 5 | 4 | 1.0 | 0.0 | 0 | 0 | 0 | 0 | 0 | 0 | Oct 3 | at Atl | L | 1/1 | 10 | 8 | 2 | 0.0 | 0.0 | 0 | 0 | 1 | 0 | 0 | 0 | 0 |
| Oct 11 | Atl | L | 1/1 | 5 | 4 | 1 | 0.0 | 0.0 | 0 | 0 | 1 | 0 | 0 | 0 | Oct 10 | Phi | L | 1/1 | 8 | 5 | 3 | 0.0 | 0.0 | 0 | 0 | 2 | 0 | 0 | 0 | 0 |
| Oct 25 | at Hou | L | 1/1 | 8 | 8 | 0 | 0.0 | 0.0 | 0 | 0 | 0 | 1 | 1 | 0 | Oct 17 | Oak | W | 1/1 | 5 | 2 | 3 | 0.0 | 0.0 | 0 | 0 | 0 | 0 | 0 | 0 | 0 |
| Nov 1 | at Ind | L | 1/1 | 10 | 8 | 2 | 0.0 | 0.0 | 0 | 0 | 1 | 0 | 0 | 0 | Oct 24 | at Car | L | 1/1 | 9 | 7 | 2 | 0.0 | 0.0 | 0 | 0 | 1 | 0 | 0 | 0 | 0 |
| Nov 8 | Ten | L | 1/1 | 6 | 5 | 1 | 0.0 | 0.0 | 0 | 0 | 0 | 0 | 0 | 0 | Oct 31 | Den | W | 1/1 | 2 | 2 | 0 | 0.0 | 0.0 | 0 | 0 | 0 | 0 | 0 | 0 | 0 |
| Nov 12 | Chi | W | 1/1 | 6 | 6 | 0 | 0.0 | 0.0 | 1 | 2 | 1 | 0 | 0 | 0 | Nov 14 | StL | W | 1/1 | 4 | 3 | 1 | 0.0 | 0.0 | 0 | 0 | 0 | 0 | 0 | 0 | 0 |
| Nov 22 | at GB | L | 1/1 | 10 | 8 | 2 | 0.0 | 0.0 | 0 | 0 | 0 | 0 | 0 | 0 | Nov 21 | TB | L | 1/1 | 8 | 5 | 3 | 0.0 | 0.0 | 0 | 0 | 0 | 0 | 0 | 0 | 0 |
| Nov 29 | Jax | W | 1/1 | 11 | 10 | 1 | 0.0 | 0.0 | 0 | 0 | 0 | 0 | 0 | 0 | Nov 29 | at Arz | W | 1/1 | 3 | 2 | 1 | 0.0 | 0.0 | 0 | 0 | 0 | 0 | 0 | 0 | 0 |
| Dec 6 | at Sea | L | 1/1 | 8 | 5 | 3 | 0.0 | 0.0 | 0 | 0 | 0 | 0 | 0 | 0 | Dec 5 | at GB | L | 1/1 | 10 | 6 | 4 | 0.0 | 0.0 | 0 | 0 | 0 | 0 | 0 | 0 | 0 |
| Dec 14 | Arz | W | 1/1 | 7 | 5 | 2 | 0.0 | 0.0 | 1 | 3 | 2 | 2 | 0 | 0 | Dec 12 | Sea | W | 1/1 | 9 | 6 | 3 | 0.0 | 0.0 | 1 | 39 | 1 | 0 | 0 | 0 | 0 |
| Dec 20 | at Phi | L | 1/1 | 3 | 3 | 0 | 0.0 | 0.0 | 0 | 0 | 0 | 0 | 0 | 0 | Dec 16 | at SD | L | 1/1 | 9 | 6 | 3 | 0.0 | 0.0 | 0 | 0 | 0 | 0 | 0 | 0 | 0 |
| Dec 27 | Det | W | 1/1 | 4 | 2 | 2 | 0.0 | 0.0 | 1 | 34 | 1 | 0 | 0 | 0 | Dec 26 | at StL | L | 1/1 | 8 | 7 | 1 | 0.0 | 0.0 | 0 | 0 | 0 | 0 | 0 | 0 | 0 |
| Jan 3 | at StL | W | 1/1 | 7 | 5 | 2 | 1.0 | 7.0 | 0 | 0 | 0 | 0 | 0 | 0 | Jan 2 | Arz | W | 1/1 | 4 | 4 | 0 | 1.0 | 8.0 | 0 | 0 | 0 | 0 | 0 | 0 | 0 |
| TOTALS | | | 16/16 | 114 | 88 | 26 | 2.0 | 7.0 | 4 | 39 | 6 | 3 | 1 | 0 | TOTALS | | | 16/16 | 102 | 74 | 28 | 1.0 | 8.0 | 1 | 39 | 6 | 0 | 0 | 0 | |



56

**TAVARES
GOODEN**
| LINEBACKER



6-1 | 242 | MIAMI | 4TH YEAR | BORN 10.7.84 | FORT LAUDERDALE, FL
ACQUIRED FA IN '11 | ST. THOMAS AQUINAS HS, FORT LAUDERDALE, FL

Tavares Gooden joins the 49ers after spending the previous three seasons with the Baltimore Ravens. Originally selected by Baltimore in the third round (71st overall) of the 2008 NFL Draft, Gooden set career highs in tackles (52) and special team tackles (13) in 2009.

// 2011 HIGHLIGHTS

- Made 49ers debut vs. Sea. (9/11) on special teams.
- Forced his first career fumble after stripping Cardinals CB Patrick Peterson vs. Arz. (11/20) on a punt return.
- Notched 2 special teams tackles on MNF vs. Pit. (12/19).

GOODEN'S GAME-BY-GAME

| 2011 | | | | | | | | | | | | | | |
|---------------|--------|-----|-------------|----------|----------|----------|------------|------------|----------|----------|----------|----------|----------|----------|
| Date | Opp | W/L | P/S | Tot | Sol | Ast | Sk | Yds | Int | Yds | PD | FF | FR | Yds |
| Sep 11 | Sea | W | 1/0 | 0 | 0 | 0 | 0.0 | 0.0 | 0 | 0 | 0 | 0 | 0 | 0 |
| Sep 18 | Dal | L | 1/0 | 0 | 0 | 0 | 0.0 | 0.0 | 0 | 0 | 0 | 0 | 0 | 0 |
| Sep 25 | at Cin | W | 1/0 | 0 | 0 | 0 | 0.0 | 0.0 | 0 | 0 | 0 | 0 | 0 | 0 |
| Oct 2 | at Phi | W | 1/0 | 0 | 0 | 0 | 0.0 | 0.0 | 0 | 0 | 0 | 0 | 0 | 0 |
| Oct 9 | TB | W | 1/0 | 0 | 0 | 0 | 0.0 | 0.0 | 0 | 0 | 0 | 0 | 0 | 0 |
| Oct 16 | at Det | W | 1/0 | 0 | 0 | 0 | 0.0 | 0.0 | 0 | 0 | 0 | 0 | 0 | 0 |
| Oct 30 | Cle | W | 1/0 | 0 | 0 | 0 | 0.0 | 0.0 | 0 | 0 | 0 | 0 | 0 | 0 |
| Nov 6 | at Was | W | 1/0 | 0 | 0 | 0 | 0.0 | 0.0 | 0 | 0 | 0 | 0 | 0 | 0 |
| Nov 13 | NYG | W | 1/0 | 0 | 0 | 0 | 0.0 | 0.0 | 0 | 0 | 0 | 0 | 0 | 0 |
| Nov 20 | Arz | W | 1/0 | 0 | 0 | 0 | 0.0 | 0.0 | 0 | 0 | 0 | 1 | 0 | 0 |
| Nov 24 | at Bal | L | 1/0 | 0 | 0 | 0 | 0.0 | 0.0 | 0 | 0 | 0 | 0 | 0 | 0 |
| Dec 4 | StL | W | 1/0 | 1 | 0 | 1 | 0.0 | 0.0 | 0 | 0 | 0 | 0 | 0 | 0 |
| Dec 11 | at Arz | L | 1/0 | 0 | 0 | 0 | 0.0 | 0.0 | 0 | 0 | 0 | 0 | 0 | 0 |
| Dec 19 | Pit | W | 1/0 | 0 | 0 | 0 | 0.0 | 0.0 | 0 | 0 | 0 | 0 | 0 | 0 |
| Dec 24 | at Sea | W | 1/0 | 0 | 0 | 0 | 0.0 | 0.0 | 0 | 0 | 0 | 0 | 0 | 0 |
| Jan 1 | at StL | W | 1/0 | 0 | 0 | 0 | 0.0 | 0.0 | 0 | 0 | 0 | 0 | 0 | 0 |
| TOTALS | | | 16/0 | 1 | 0 | 1 | 0.0 | 0.0 | 0 | 0 | 0 | 1 | 0 | 0 |

| 2011 Postseason | | | | | | | | | | | | | | |
|-----------------|-----|-----|------------|----------|----------|----------|------------|------------|----------|----------|----------|----------|----------|----------|
| Date | Opp | W/L | P/S | Tot | Sol | Ast | Sk | Yds | Int | Yds | PD | FF | FR | Yds |
| Jan 12 | NO | W | 1/0 | 0 | 0 | 0 | 0.0 | 0.0 | 0 | 0 | 0 | 0 | 0 | 0 |
| Jan 22 | NYG | | | | | | | | | | | | | |
| TOTALS | | | 1/0 | 0 | 0 | 0 | 0.0 | 0.0 | 0 | 0 | 0 | 0 | 0 | 0 |

Special Teams Tackles: Regular Season – 12; Postseason – 1

GOODEN'S CAREER STATISTICS

| YEAR | TEAM | GP | GS | TACKLES | | | | | INTERCEPTIONS | | | | | FUMBLES | | | |
|---------------|------|-----------|-----------|-----------|-----------|-----------|------------|------------|---------------|----------|----------|----------|----------|----------|----------|----------|----------|
| | | | | TOT | SOL | AST | SACKS | YDS | INT | YDS | LG | TD | PD | FF | FR | YDS | |
| 2008 | BAL | 4 | 0 | 0 | 0 | 0 | 0.0 | 0.0 | 0 | 0 | 0 | 0 | 0 | 0 | 0 | 0 | 0 |
| 2009 | BAL | 12 | 12 | 52 | 29 | 23 | 0.0 | 0.0 | 0 | 0 | 0 | 0 | 1 | 0 | 0 | 0 | 0 |
| 2010 | BAL | 10 | 0 | 14 | 11 | 3 | 0.0 | 0.0 | 0 | 0 | 0 | 0 | 0 | 0 | 0 | 0 | 0 |
| 2011 | SF | 16 | 0 | 1 | 0 | 1 | 0.0 | 0.0 | 0 | 0 | 0 | 0 | 1 | 0 | 0 | 0 | 0 |
| TOTALS | | 41 | 12 | 67 | 40 | 27 | 0.0 | 0.0 | 0 | 0 | 0 | 0 | 1 | 1 | 0 | 0 | 0 |

PLAYOFFS

| YEAR | TEAM | GP | GS | TACKLES | | | | | INTERCEPTIONS | | | | | FUMBLES | | | |
|---------------|------|----------|----------|----------|----------|----------|------------|------------|---------------|----------|----------|----------|----------|----------|----------|----------|----------|
| | | | | TOT | SOL | AST | SACKS | YDS | INT | YDS | LG | TD | PD | FF | FR | YDS | |
| 2009 | BAL | 2 | 0 | 0 | 0 | 0 | 0.0 | 0.0 | 0 | 0 | 0 | 0 | 0 | 0 | 0 | 0 | 0 |
| 2010 | BAL | 1 | 0 | 0 | 0 | 0 | 0.0 | 0.0 | 0 | 0 | 0 | 0 | 0 | 0 | 0 | 0 | 0 |
| 2011 | NO | 1 | 0 | 0 | 0 | 0 | 0.0 | 0.0 | 0 | 0 | 0 | 0 | 0 | 0 | 0 | 0 | 0 |
| TOTALS | | 4 | 0 | 0 | 0 | 0 | 0.0 | 0.0 | 0 | 0 | 0 | 0 | 0 | 0 | 0 | 0 | 0 |

GOODEN'S ADDITIONAL STATISTICS

Additional Statistics:

Special Teams Tackles – 34: Regular Season – 2008 (6), 2009 (13), 2010 (3), 2011 (12); Postseason – 2011 (1)

Milestones:

NFL Debut: vs. Cle. (9/21/08); **First Start:** vs. KC (9/13/09); **First FF:** vs. Arz. (11/20/11 – CB Patrick Peterson)

GOODEN'S CAREER HIGHS

Total Tackles: 10 at Min. (10/18/09)

Solo: 7 at Min. (10/18/09)

Assists: 4 vs. Cin. (10/11/09)

Passes Defensed: 1 vs. Cin. (10/11/09)

Forced Fumbles: 1 vs. Arz. (11/20/11)

**// TRANSACTIONS**

Originally selected in the 3rd round (71st overall) by Bal. in the 2008 NFL Draft...Released by Bal. on 9/3/11...Signed one-year deal with SF on 9/5/11.

// 2010 (BALTIMORE)

- Registered 14 tackles and 3 special teams tackles.

// 2009 (BALTIMORE)

- Recorded 52 tackles and 2 PDs, while adding 13 special teams tackles.
- Made first-career start vs. KC (9/13).
- Notched a career-high 10 tackles at Min. (10/18).

// 2008 (BALTIMORE)

- Made NFL debut and posted 3 special teams tackles vs. Cle. (9/21).

// COLLEGE

Played in 49 games (25 starts) for the Hurricanes, recording 216 tackles, 1 sack, 11 TFLs, 8 QB Pressures, 1 FF, 3 FRs, 1 INT and 9 PDs. As a senior, started all 12 games and led the team with 100 tackles, 3 TFLs, 3 FRs and 1 INT. As a junior, played in 11 games (3 starts) and notched 36 tackles and 2.5 TFLs. Received a medical redshirt in 2005. As a sophomore, played in 12 games (9 starts), totaling 68 tackles, 1 sack, 5.5 TFLs, 5 QB Pressures and 3 PDs. As a freshman, saw action in all 13 games, primarily on special teams.

// PERSONAL

- Attended St. Thomas Aquinas HS in Fort Lauderdale, FL, and was a two-time Class 4A all-state selection.
- As a senior, registered 87 tackles, 12.5 sacks and 3 FFs.
- Was the 2002 state champion in the discus at 181'0" and added personal bests on 20'1" in the long jump and 6'8" in the high jump.
- Born Tavares Gooden (10/7/84) in Fort Lauderdale, FL.
- Graduated with a double major in liberal arts and criminology.

// INJURY REPORT

2010: Inactive for 7 games [vs. Cle. (9/26), at Pit. (10/3), vs. Den. (10/10), at NE (10/17), vs. Buf. (10/24), vs. Cin. (1/2) and AFC-W at KC (1/9)] with a shoulder injury.

2009: Inactive at NE (10/4) with a shoulder/head injury.

Inactive for 3 games [vs. Chi. (12/20), at Pit. (12/27) and at Oak. (1/3)] with a groin injury.

2008: Placed on Injured Reserve on 10/14 (hip).



GOODEN'S GAME-BY-GAME

2008 (Baltimore)

| Date | Opp | W/L | P/S | Tot | Sol | Ast | Sk | Yds | Int | Yds | PD | FF | FR | Yds |
|---|--------|-----|------------|----------|----------|----------|------------|------------|----------|----------|----------|----------|----------|----------|
| Sep 7 | Cin | W | - | - | INACTIVE | | | | | | | | | |
| Sep 21 | Cle | W | 1/0 | 0 | 0 | 0 | 0.0 | 0.0 | 0 | 0 | 0 | 0 | 0 | 0 |
| Sep 29 | at Pit | L | 1/0 | 0 | 0 | 0 | 0.0 | 0.0 | 0 | 0 | 0 | 0 | 0 | 0 |
| Oct 5 | Ten | L | 1/0 | 0 | 0 | 0 | 0.0 | 0.0 | 0 | 0 | 0 | 0 | 0 | 0 |
| Oct 12 | at Ind | L | 1/0 | 0 | 0 | 0 | 0.0 | 0.0 | 0 | 0 | 0 | 0 | 0 | 0 |
| PLACED ON INJURED RESERVE ON 10/14 (Hip) | | | | | | | | | | | | | | |
| TOTALS | | | 4/0 | 0 | 0 | 0 | 0.0 | 0.0 | 0 | 0 | 0 | 0 | 0 | 0 |

2009 (Baltimore)

| Date | Opp | W/L | P/S | Tot | Sol | Ast | Sk | Yds | Int | Yds | PD | FF | FR | Yds |
|---------------|--------|-----|--------------|-----------|--------------------------|-----------|------------|------------|----------|----------|----------|----------|----------|----------|
| Sep 13 | KC | W | 1/1 | 1 | 1 | 0 | 0.0 | 0.0 | 0 | 0 | 0 | 0 | 0 | 0 |
| Sep 20 | at SD | W | 1/1 | 4 | 1 | 3 | 0.0 | 0.0 | 0 | 0 | 0 | 0 | 0 | 0 |
| Sep 27 | Cle | W | 1/1 | 6 | 3 | 3 | 0.0 | 0.0 | 0 | 0 | 0 | 0 | 0 | 0 |
| Oct 4 | at NE | L | - | - | INACTIVE (Shoulder/Head) | | | | | | | | | |
| Oct 11 | Cin | L | 1/1 | 6 | 2 | 4 | 0.0 | 0.0 | 0 | 0 | 1 | 0 | 0 | 0 |
| Oct 18 | at Min | L | 1/1 | 10 | 7 | 3 | 0.0 | 0.0 | 0 | 0 | 0 | 0 | 0 | 0 |
| Nov 1 | Den | W | 1/1 | 3 | 2 | 1 | 0.0 | 0.0 | 0 | 0 | 0 | 0 | 0 | 0 |
| Nov 8 | at Cin | L | 1/1 | 6 | 3 | 3 | 0.0 | 0.0 | 0 | 0 | 0 | 0 | 0 | 0 |
| Nov 16 | at Cle | W | 1/1 | 2 | 1 | 1 | 0.0 | 0.0 | 0 | 0 | 0 | 0 | 0 | 0 |
| Nov 22 | Ind | L | 1/1 | 3 | 2 | 1 | 0.0 | 0.0 | 0 | 0 | 0 | 0 | 0 | 0 |
| Nov 29 | Pit | W | 1/1 | 3 | 2 | 1 | 0.0 | 0.0 | 0 | 0 | 0 | 0 | 0 | 0 |
| Dec 7 | at GB | L | 1/1 | 3 | 1 | 2 | 0.0 | 0.0 | 0 | 0 | 0 | 0 | 0 | 0 |
| Dec 13 | Det | W | 1/1 | 5 | 4 | 1 | 0.0 | 0.0 | 0 | 0 | 0 | 0 | 0 | 0 |
| Dec 16 | Chi | W | - | - | INACTIVE (Groin) | | | | | | | | | |
| Dec 27 | at Pit | L | - | - | INACTIVE (Groin) | | | | | | | | | |
| Jan 3 | at Oak | W | - | - | INACTIVE (Groin) | | | | | | | | | |
| TOTALS | | | 12/12 | 52 | 29 | 23 | 0.0 | 0.0 | 0 | 0 | 1 | 0 | 0 | 0 |

2009 Postseason (Baltimore)

| Date | Opp | W/L | P/S | Tot | Sol | Ast | Sk | Yds | Int | Yds | PD | FF | FR | Yds |
|---------------|--------|-----|------------|----------|----------|----------|------------|------------|----------|----------|----------|----------|----------|----------|
| Jan 10 | at NE | W | 1/0 | 0 | 0 | 0 | 0.0 | 0.0 | 0 | 0 | 0 | 0 | 0 | 0 |
| Jan 16 | at Ind | L | 1/0 | 0 | 0 | 0 | 0.0 | 0.0 | 0 | 0 | 0 | 0 | 0 | 0 |
| TOTALS | | | 2/0 | 0 | 0 | 0 | 0.0 | 0.0 | 0 | 0 | 0 | 0 | 0 | 0 |

2010 (Baltimore)

| Date | Opp | W/L | P/S | Tot | Sol | Ast | Sk | Yds | Int | Yds | PD | FF | FR | Yds |
|---------------|--------|-----|-------------|-----------|---------------------|----------|------------|------------|----------|----------|----------|----------|----------|----------|
| Sep 13 | at NYJ | W | 1/0 | 2 | 2 | 0 | 0.0 | 0.0 | 0 | 0 | 0 | 0 | 0 | 0 |
| Sep 19 | at SD | L | 1/0 | 2 | 2 | 0 | 0.0 | 0.0 | 0 | 0 | 0 | 0 | 0 | 0 |
| Sep 26 | Cle | W | - | - | INACTIVE (Shoulder) | | | | | | | | | |
| Oct 3 | at Pit | W | - | - | INACTIVE (Shoulder) | | | | | | | | | |
| Oct 10 | Den | W | - | - | INACTIVE (Shoulder) | | | | | | | | | |
| Oct 17 | at NE | L | - | - | INACTIVE (Shoulder) | | | | | | | | | |
| Oct 24 | Buf | W | - | - | INACTIVE (Shoulder) | | | | | | | | | |
| Nov 7 | Mia | W | 1/0 | 1 | 1 | 0 | 0.0 | 0.0 | 0 | 0 | 0 | 0 | 0 | 0 |
| Nov 11 | at Atl | L | 1/0 | 2 | 1 | 1 | 0.0 | 0.0 | 0 | 0 | 0 | 0 | 0 | 0 |
| Nov 21 | at Car | W | 1/0 | 0 | 0 | 0 | 0.0 | 0.0 | 0 | 0 | 0 | 0 | 0 | 0 |
| Nov 28 | TB | W | 1/0 | 3 | 2 | 1 | 0.0 | 0.0 | 0 | 0 | 0 | 0 | 0 | 0 |
| Dec 5 | Pit | L | 1/0 | 2 | 1 | 1 | 0.0 | 0.0 | 0 | 0 | 0 | 0 | 0 | 0 |
| Dec 13 | at Hou | W | 1/0 | 2 | 2 | 0 | 0.0 | 0.0 | 0 | 0 | 0 | 0 | 0 | 0 |
| Dec 19 | NO | W | 1/0 | 0 | 0 | 0 | 0.0 | 0.0 | 0 | 0 | 0 | 0 | 0 | 0 |
| Dec 26 | at Cle | W | 1/0 | 0 | 0 | 0 | 0.0 | 0.0 | 0 | 0 | 0 | 0 | 0 | 0 |
| Jan 2 | Arz | W | - | - | INACTIVE (Shoulder) | | | | | | | | | |
| TOTALS | | | 10/0 | 14 | 11 | 3 | 0.0 | 0.0 | 0 | 0 | 0 | 0 | 0 | 0 |

2010 Postseason (Baltimore)

| Date | Opp | W/L | P/S | Tot | Sol | Ast | Sk | Yds | Int | Yds | PD | FF | FR | Yds |
|---------------|--------|-----|------------|----------|---------------------|----------|------------|------------|----------|----------|----------|----------|----------|----------|
| Jan 9 | at KC | W | - | - | INACTIVE (Shoulder) | | | | | | | | | |
| Jan 15 | at Pit | L | 1/0 | 0 | 0 | 0 | 0.0 | 0.0 | 0 | 0 | 0 | 0 | 0 | 0 |
| TOTALS | | | 1/0 | 0 | 0 | 0 | 0.0 | 0.0 | 0 | 0 | 0 | 0 | 0 | 0 |



59

JONATHAN GOODWIN

| CENTER



6-3 | 318 | MICHIGAN | 10TH YEAR | BORN 12.2.78 | COLUMBIA, SC
ACQUIRED FA IN '11 | LOWER RICHLAND HS, HOPKINS, SC

Jonathan Goodwin joins the 49ers after spending the last five seasons with the New Orleans Saints. The 10-year veteran has started the last 61 regular season games in which he has appeared and was responsible for all the calls and adjustments on the offensive line. Goodwin was selected to the Pro Bowl following the 2009 season and was a member of the New Orleans Saints Super Bowl XLIV Championship Team.



- Supported the 49ers offense in rushing for 203 yds. at Det. (10/16), marking the first time the team has rushed for over 200 yds. in back-to-back games (10/9 vs. TB, 213 yds.) since 12/6/98 at Car. (236 yds.) and 12/14/98 vs. Det. (328 yds.).
- Aided the 49ers offense in reaching 253 yds. in the 1st half vs. Cle. (10/30), which is the most net yds. gained by the 49ers in the 1st half and 2nd highest total in either half this season (10/2 - 289 yds. at Phi.).
- Part of an offensive line that helped pave the way for RB Frank Gore to gain 100+ rush yds. on the ground in 5 consecutive games, setting a new franchise record.
- Helped the 49ers offense hold the ball for 44:16 while not allowing a sack vs. Arz. (11/20), marking the highest time of possession for the team since 11/3/02 at Oak. (44:33 - 49ers 23, Raiders 20).
- Goodwin and the offensive line prevented QB Alex Smith from getting sacked in 20-3 win on MNF vs. Pit. (12/19).

// 2011 AWARDS & HONORS

- Madden Most Valuable Protectors Award (Week 5)

// 2011 HIGHLIGHTS

- Goodwin and the 49ers offensive line did not allow a sack on 20 pass atts. by QB Alex Smith vs. Sea. (9/11). The last time the 49ers did not allow a sack was vs. Den. (10/31/10).
- Helped 49ers accumulate 442 yds. of offense in come-from-behind victory at Phi. (10/2), which included 164 yds. on the ground.
- Goodwin and the offensive line were awarded the Madden Most Valuable Protectors Award for Week 5. They helped the 49ers offense rush for 213 yds. on the ground while not allowing a sack vs. TB (10/9), marking the first time since 12/14/06 at Sea. that the team rushed for over 200 yds. and did not allow a sack.

GOODWIN'S CAREER STATISTICS

GAMES/STARTS – 148/74; 2002 (12/0), 2003 (15/0), 2004 (15/3), 2005 (16/10), 2006 (16/0), 2007 (13/2), 2008 (13/13), 2009 (16/16), 2010 (16/16), 2011 (16/16)

POSTSEASON GAMES/STARTS – 9/4; 2004 (2/0), 2006 (2/0), 2009 (3/3), 2011 (1/1)

Milestones:

NFL Debut: at Buf. (9/8/02); **First Start:** vs. SF (10/17/04); **100th Career Game:** vs. Car. (12/28/08)



// TRANSACTIONS

Originally a 5th-round selection (154th overall) by NYJ in the 2002 NFL Draft...Signed one-year deal with NYJ on 4/5/05...Signed two-year deal with NO on 3/27/06...Signed three year deal with NO on 2/27/08...Signed three-year deal with SF on 8/3/11.

// AWARDS & HONORS

2009: NFC Pro Bowl

// 2010 (NEW ORLEANS)

- Started all 16 games and one playoff game at C.
- Was part of one of only two offensive lines in the NFL to start all 16 games, a unit that surrendered only 26 sacks, 5th lowest in the league.
- Run and pass blocking helped the Saints average 372.5 yards per game, the NFL's 6th-highest figure.

// 2009 (NEW ORLEANS)

- Voted to the Pro Bowl for the first time in his career.
- Started all 16 games and all 3 postseason contests at C.
- Part of a unit that allowed only 20 sacks on the NFL's No. 1 ranked offense.
- Was an integral part of the offensive line that helped the Saints finish with a club-record 510 points.
- The line's blocking for the NFL's 6th-ranked rushing offense enabled the Saints to set a franchise record averaging 4.5 yards per carry, the league's 7th-highest total.
- In three postseason contests, the offensive front only allowed QB Drew Brees to be dropped for a loss twice.

// 2008 (NEW ORLEANS)

- Started all 13 games he appeared in, missing three contests with an injured knee.
- Offensive line allowed only 13 sacks – a club record – despite the Saints leading the NFL in passing attempts.
- The blocking by the offensive line allowed the Saints to finish first in the NFL with a club-record 463 points and franchise best 6,571 yards.
- Played in 100th career game vs. Car. (12/28).

// 2007 (NEW ORLEANS)

- Played in 13 games (2 starts).
- Appeared primarily on special teams until vs. Atl. (10/21), when he subbed for injured C Jeff Faine and threw a key block on a 24-yard TD run by RB Pierre Thomas.
- Had a standout performance vs. Jax. (11/4), helping offense to big day while taking on powerful DT tandem of John Henderson and Marcus Stroud.

// 2006 (NEW ORLEANS)

- Appeared in all 16 games, primarily on special teams, also played C vs. Car. (12/31).

// 2005 (NY JETS)

- Saw action on offensive line and on special teams for the first five weeks.
- Came off bench at Buf. (10/16) after C Kevin Mawae was injured.
- Made fourth career start (at LG) at Atl. (10/24), where he started rest of season.

// 2004 (NY JETS)

- Saw time on special teams and as a reserve G.
- Made first career start at RG vs. SF (10/17), and started next two games.

// 2003 (NY JETS)

- Played in 15 games, mostly on special teams, and in rotation at RG.

// 2002 (NY JETS)

- Played in 13 of 16 games, primarily on special teams.

// COLLEGE

Began career at Ohio University before transferring to Michigan in 1998. Started 20 of 29 career games. Played four positions (C, RG, LG and RT) for the Wolverines. All-Big 10 as a senior. Sat out 1998 under NCAA transfer rules. Started every game at RG as a freshman at Ohio.

// PERSONAL

- Brother, Harold, played G at Michigan and is an assistant coach with the Pittsburgh Steelers.
- Was "Top 100" choice as a senior at Lower Richland (SC) HS as a senior.
- Sports management and communications major.
- Born 12/2/78 in Columbia, SC.

// INJURY REPORT

2008: Suffered a knee injury at Car. (10/19) and was inactive for 3 weeks [vs. SD (10/26), at Atl. (11/9) and at KC (11/16)].



21

FRANK GORE
| **RUNNING BACK**



5-9 | 217 | MIAMI | 7TH YEAR | BORN 5.14.83 | CORAL GABLES, FL
ACQUIRED D-3A IN '05 | CORAL GABLES HS, CORAL GABLES, FL

As the heart of the 49ers offense for the past six seasons, three-time Pro Bowl running back Frank Gore has established himself as one of the premier running backs in the NFL. In 2011, Gore earned Pro Bowl honors after setting career records for most rushing yds. in franchise history (7,625), second most rushing attempts (1,653) and posting a new team record by hitting the century mark in 5 consecutive games. In 2010, despite suffering a season-ending hip injury in Week 12, Gore joined LB Patrick Willis as the only two-time recipients of the Bill Walsh Award, which is voted on by the coaches, and given to the 49ers team MVP, honoring his outstanding individual performance. Known as a breakaway threat and tough inside runner, the former 3rd-round pick became the first 49er in team history to record four consecutive 1,000-yd. rushing seasons (2006-09).



// CAREER HIGHLIGHTS

- Ranks 1st on the 49ers all-time rushing list with 7,625 rus. yds. and 3rd in franchise history with 10,022 yds. from scrimmage.
- Gore has the most 100-yd. rus. games in franchise history (29). His five, 150-yd. performances are the most in 49ers history.
- Logged five, 1,000-yd. rus. seasons (2006-09, 11), becoming the only player in 49ers history to record five, 1,000-yd. seasons.
- Gore and TE Vernon Davis (13 rec. TDs) became just the 2nd set of 49er teammates to each have at least 13 TDs in a season. In 1995, WR Jerry Rice had 17 TDs and RB Derek Loville registered 13.
- Earned Pro Bowl honors in 2006 after setting single-season franchise records with 312 carries, 1,695 rus. yds., 2,180 total yds. from scrimmage and nine, 100-yd. rus. games.
- Set a 49ers single-game rushing record with 212 yds. vs. Sea. (11/19/06).
- His 7,008 rus. yds. since 2006 rank as the 2nd-most of any NFL RB during that time span.

| MOST 100-YD. GAMES IN 49ERS HISTORY | | |
|-------------------------------------|--|-------|
| Player | | Games |
| 1. Frank Gore (2005-11) | | 29 |
| 2. J. Perry (1950-60, 63) | | 20 |
| 3. Garrison Hearst (1997-03) | | 16 |

| ALL-TIME 49ERS RUSHING LEADERS | | |
|--------------------------------|--|-------|
| Player | | Yds. |
| 1. Frank Gore (2005-11) | | 7,625 |
| 2. J. Perry (1950-60, 63) | | 7,344 |
| 3. Roger Craig (1983-90) | | 7,064 |
| 4. Ken Willard (1965-73) | | 5,930 |
| 5. G. Hearst (1997-03) | | 5,535 |

| ALL-TIME 49ERS RUSHING ATTEMPTS LEADERS | | |
|---|--|-------|
| Player | | Atts. |
| 1. Roger Craig (1983-90) | | 1,686 |
| 2. Frank Gore (2005-11) | | 1,653 |
| 3. Ken Willard (1965-73) | | 1,582 |
| 4. Joe Perry (1950-60, 63) | | 1,475 |
| 5. G. Hearst (1997-03) | | 1,189 |

MOST CONSECUTIVE 100-YD RUSHING GAMES IN FRANCHISE HISTORY

| Player | Game(s) | Games |
|--------------------|--|-------|
| 1. Frank Gore | at Phi. (10/2/11) to at Was. (11/6/11) | 5 |
| 2. Garrison Hearst | vs. NYG (11/30/98) to at NE (12/20/98) | 4 |
| 3. Frank Gore | vs. Oak. (10/17/10) to vs. Den. (10/31/10) | 3 |
| Frank Gore | at Det. (11/12/06) to at StL (11/26/06) | 3 |
| J.D. Smith | at Bal. (10/7/62) to at GB (10/21/62) | 3 |
| Billy Kilmer | at Det. (10/1/61) to at Min. (10/15/61) | 3 |

- Leads the franchise with most consecutive 100-yd. rushing games (5) in his career.
- Since his rookie season in 2005, the 49ers are 27-5 when Gore has 20-or-more carries and 22-7 when he breaks the 100-yd. plateau.
- In 2006 and 2010, Frank was named the recipient of the 49ers Bill Walsh Award.
- Since 2005, Gore leads the league for the most 100-yd. rushing games with 29.

MOST 100-YD RUSHING GAMES SINCE 2005

| Player | 100-Yd. Games |
|------------------------|---------------|
| 1. Frank Gore, SF | 29 |
| 2. Larry Johnson, Was. | 28 |
| 3t. Thomas Jones, KC | 27 |
| Adrian Peterson, Min. | 27 |
| Steven Jackson, StL | 27 |

// 2011 AWARDS & HONORS

- 2012 Pro Bowl Selection
- FedEx Air & Ground NFL Player of the Week (Week 6)

// 2011 POSTSEASON HIGHLIGHTS

- Rushed for 89 yds. on 13 carries and caught 7 passes for 38 yds. vs. NO (1/14). Posted a 42-yd. run in the 4th qtr. which set up a K David Akers 37-yd. FG.

// 2011 HIGHLIGHTS

- Earned Pro Bowl honors after setting career records for most rushing yds. in franchise history (7,625), second most rushing attempts (1,653) and posting a new team record by hitting the century mark in 5 consecutive games (127 yds. at Phi., 125 vs. TB, 141 at Det., 134 vs. Cle. and 107 yds. at Was.).
- Rushed for 127 yds. and a TD at Phi. (10/2), marking his 25th career 100-yd. game. His score with 3:00 remaining in the game, gave the 49ers a 24-23 lead in the come-from-behind victory.
- Ran for 125 yds. and 1 TD vs. TB (10/9), moving him into 4th place in franchise history with 38 career rushing TDs.



- Scored his fourth rushing TD of the season at Det. (10/16) and ran for 141 rushing yds. on 15 carries.
- Moved into 2nd place in franchise history for rushing yds. with 134 yds. and a TD vs. Cle. (10/30/11), passing RB Roger Craig (7,064). With 134 rushing yds. on the day, Gore hit the century mark in 4 consecutive games for the first time in his career. Gore's TD marked the first time in his career that he scored a rushing TD in 4 straight games.
- Recorded 107 rushing yds. on 19 carries at Was. (11/6), setting a franchise record with 5 consecutive 100-yd. rushing games.
- Broke the record for most rushing yds. in franchise history vs. StL (12/4), passing 49ers and Pro Football Hall of Famer Joe Perry (7,344). Gore broke the record on a 2-yd. run in the 2nd qtr. and finished the day with 73 yds. on 21 carries.
- Notched his 5th 1,000-yd. rushing season of his career at Arz. (12/11), recording 72 yds. and 1 TD on 10 carries. Gore registered his 6th rushing TD of the season and 41st of his career on a 37-yd. run, the team's longest rushing TD of the season.
- Registered his seventh rushing TD of the season on 8 carries for 65 yds. vs. Pit. (12/19), his fourth rushing TD in seven MNF games.

// GOLDMINE

- In 2006 and 2010, Frank was named the recipient of the 49ers Bill Walsh Award. The Bill Walsh Award is voted on by the coaches and awarded to the 49ers team MVP. Frank is one of two players in franchise history to win the award twice (LB Patrick Willis).
- Frank was named 15th winner of the annual Garry Niver Award by reporters covering the team who represent the SF Chapter of the Pro Football Writer's Association in December of 2007. The award is given in honor of the late Garry Niver, the San Mateo Times reporter, and goes to the player who shows "cooperation and professional style" in dealing with Pro Football writers on the job.
- Frank's determination to run over defenders comes from his tough upbringing in Miami, FL. Some considered his football career over when he suffered two serious knee injuries at the University of Miami; however, he relied, however, on his mother Liz's strength to help him through. "She had been on dialysis (awaiting a kidney transplant) since I was in the 11th grade and raised three kids as a single woman," Frank said. Unfortunately, Liz lost her battle with kidney disease before the 49ers second game of the 2007 season against the St. Louis Rams. Playing with a heavy heart, Frank responded by rushing for 81 yds. and 2 TDs, including a 43-yd. score on a 4th-and-1 carry, helping the 49ers to a 17-16 victory.
- During the 2010 offseason, Frank tried his hand at coaching for the first time as the defensive coordinator of the Little 49ers in a Miami youth league. Although his players were only 4 years old, Frank was still teaching them what's important. "The most important part is that the kids enjoy it. You can see how excited they get when they do something right."

GORE'S GAME-BY-GAME

2011

| Date | Opp | W/L | P/S | Rsh | Yds | Avg | Lg | TD | Rec | Yds | TD |
|---------------|--------|-----|--------------|------------|--------------|------------|-----------|----------|-----------|------------|----------|
| Sep 11 | Sea | W | 1/1 | 22 | 59 | 2.7 | 16 | 0 | 3 | 19 | 0 |
| Sep 18 | Dal | L | 1/1 | 20 | 47 | 2.4 | 9 | 1 | 3 | 17 | 0 |
| Sep 25 | at Cin | W | 1/1 | 17 | 42 | 2.5 | 12 | 0 | 0 | 0 | 0 |
| Oct 2 | at Phi | W | 1/0 | 15 | 127 | 8.5 | 40 | 1 | 2 | 12 | 0 |
| Oct 9 | TB | W | 1/1 | 20 | 125 | 6.3 | 21 | 1 | 2 | 18 | 0 |
| Oct 16 | at Det | W | 1/1 | 15 | 141 | 9.4 | 55 | 1 | 2 | 5 | 0 |
| Oct 30 | Cle | W | 1/1 | 31 | 134 | 4.3 | 26 | 1 | 0 | 0 | 0 |
| Nov 6 | at Was | W | 1/1 | 19 | 107 | 5.6 | 27 | 0 | 1 | 7 | 0 |
| Nov 13 | NYG | W | 1/1 | 6 | 0 | 0.0 | 3 | 0 | 1 | 8 | 0 |
| Nov 20 | Arz | W | 1/1 | 24 | 88 | 3.7 | 14 | 0 | 1 | 6 | 0 |
| Nov 24 | at Bal | L | 1/1 | 14 | 39 | 2.8 | 9 | 0 | 1 | 9 | 0 |
| Dec 4 | StL | W | 1/1 | 21 | 73 | 3.5 | 20 | 0 | 0 | 0 | 0 |
| Dec 11 | at Arz | L | 1/1 | 10 | 72 | 7.2 | 37t | 1 | 0 | 0 | 0 |
| Dec 19 | Pit | W | 1/1 | 18 | 65 | 3.6 | 13 | 1 | 0 | 0 | 0 |
| Dec 24 | at Sea | W | 1/1 | 23 | 83 | 3.6 | 14 | 1 | 1 | 13 | 0 |
| Jan 1 | at StL | W | 1/1 | 7 | 9 | 1.3 | 3 | 0 | 0 | 0 | 0 |
| TOTALS | | | 16/15 | 282 | 1,211 | 4.3 | 55 | 8 | 17 | 114 | 0 |

2011 Postseason

| Date | Opp | W/L | P/S | Rsh | Yds | Avg | Lg | TD | Rec | Yds | TD |
|---------------|-----|-----|------------|-----------|-----------|------------|-----------|----------|----------|-----------|----------|
| Jan 14 | NO | W | 1/1 | 13 | 89 | 6.8 | 42 | 0 | 7 | 38 | 0 |
| Jan 22 | NYG | | | | | | | | | | |
| TOTALS | | | 1/1 | 13 | 89 | 6.8 | 42 | 0 | 7 | 38 | 0 |



GORE'S CAREER STATISTICS

| YEAR | TEAM | GP | GS | RUSHING | | | | | RECEIVING | | | | |
|---------------|------|------------|-----------|--------------|--------------|------------|------------|-----------|------------|--------------|------------|-----------|----------|
| | | | | ATT | YDS | AVG | LG | TD | NO | YDS | AVG | LG | TD |
| 2005 | SF | 14 | 1 | 127 | 608 | 4.8 | 72t | 3 | 15 | 131 | 8.7 | 47 | 0 |
| 2006 | SF | 16 | 16 | 312 | 1,695 | 5.4 | 72 | 8 | 61 | 485 | 8.0 | 39 | 1 |
| 2007 | SF | 15 | 15 | 260 | 1,102 | 4.2 | 43t | 5 | 53 | 436 | 8.2 | 23t | 1 |
| 2008 | SF | 14 | 14 | 240 | 1,036 | 4.3 | 41t | 6 | 43 | 373 | 8.7 | 26 | 2 |
| 2009 | SF | 14 | 14 | 229 | 1,120 | 4.9 | 80t | 10 | 52 | 406 | 7.8 | 48 | 3 |
| 2010 | SF | 11 | 11 | 203 | 853 | 4.2 | 64 | 3 | 46 | 452 | 9.8 | 41 | 2 |
| 2011 | SF | 16 | 15 | 282 | 1,211 | 4.3 | 55 | 8 | 17 | 114 | 6.7 | 13 | 0 |
| TOTALS | | 100 | 86 | 1,653 | 7,625 | 4.6 | 80t | 43 | 287 | 2,397 | 8.4 | 48 | 9 |

PLAYOFFS

| YEAR | TEAM | GP | GS | RUSHING | | | | | RECEIVING | | | | |
|---------------|-----------|----------|----------|-----------|-----------|------------|-----------|----------|-----------|-----------|------------|-----------|----------|
| | | | | ATT | YDS | AVG | LG | TD | NO | YDS | AVG | LG | TD |
| 2011 | SF | 1 | 1 | 13 | 89 | 6.8 | 42 | 0 | 7 | 38 | 5.4 | 11 | 0 |
| TOTALS | SF | 1 | 1 | 13 | 89 | 6.8 | 42 | 0 | 7 | 38 | 5.4 | 11 | 0 |

Additional Statistics:

Fumbles-Lost - 28-19: 2-2 in 2005, 6-5 in 2006, 4-3 in 2007, 6-3 in 2008, 4-2 in 2009, 4-2 in 2010, 2-2 in 2011

Milestones:

NFL Debut: vs. StL (9/11/05); **First Start:** at Jax. (12/18/05); **100th Career Game:** at StL (1/1/12); **First Rushing TD:** at Was. (10/23/05 - 72-yd. run); **25th Rushing TD:** vs. Sea (9/20/09 - 80-yd. run); **First Receiving TD:** at Sea. (12/14/06 - 20-yd. pass from QB Alex Smith); **100-yd. Games:** 29, Last at Was. (11/6/11 - 107 yds.); **200-yd. Games:** 2, Last vs. Sea. (9/20/09 - 207 yds.); **5,000th Career Rushing Yds:** at GB (11/22/09); **2 TD Games:** 10, Last vs. NO. (9/20/10); **First 100-yd. Rec Game:** at KC (9/26/10)

GORE'S CAREER HIGHS

Rushes: 31 (2 times) Last vs. Cle. (10/30/11)
Rushing Yards: 212 vs. Sea. (11/19/06)
Long Rush: 80t vs. Sea. (9/20/09)
Touchdown Rushes: 2 (8 times) Last vs. StL (11/16/08)
Receptions: 11 at Arz. (11/25/07)

Receiving Yards: 102 at KC (9/26/10)
Long Receptions: 48 vs. Det. (12/27/09)
Touchdown Receptions: 1 (9 times) Last vs. Phi. (10/10/10)
Combined Yards: 246 (207 rush, 39 rec.) vs. Sea. (9/20/09)



// TRANSACTIONS

Originally the first of two 3rd-round (65th pick overall) draft choices by SF in 2005...Signed a 4-year contract extension through the 2011 season on 3/28/07...Signed a 3-year contract extension through the 2014 season on 8/31/11.

// AWARDS & HONORS

- 2006:** NFC Pro Bowl, Ed Block Courage Award, Bill Walsh Award, NFC Offensive Player of the Week (Weeks 5 & 11)
- 2007:** Garry Niver Award, NFC Offensive Player of the Week (Week 12)
- 2009:** NFC Pro Bowl, NFC Offensive Player of the Week (Week 14), NFC Offensive Player of the Week (Week 2), FedEx Ground Player of the Week (Week 2)
- 2010:** Bill Walsh Award

// 2010

- With 112 yds. rus. vs. NO (9/20), set the franchise record for most career 100-yd. games (21), passing RB Joe Perry (20). He finished the day vs. NO with a team-high 7 receipts. for 56 yds and 168 total yds. from scrimmage. It marked the second time in his career that he recorded a rus. and rec. TD in the same game (vs. Arz. - 9/13/09).
- Registered 9 receptions for a career-high 102 yds., marking the first 100-yd. receiving game of his career. The last 49ers running back to eclipse the 100-rec. yd. plateau was RB Garrison Hearst at Chi. (10/28/01 - 4 rec. for 105 yds. 1 TD).
- Had 6 receptions for 60 yds. at Atl. (10/3), marking the 4th game in the 2010 season he registered at least 6 receipts. and the 3rd consecutive game with at least 50 yds. rec. It marked the first time in his career that he had recorded at least 6 receipts. in 4 consecutive games.
- Eclipsed the 100-yd. plateau for the 2nd time this season, rushing for 149 yds. on 25 carries vs. Oak. (10/17/10). Moved into 3rd on the 49ers all-time rushing list with 6,032 rushing yds. passing Ken Willard (5,930).
- Eclipsed the 100-yd. plateau for the 4th time in the season vs. Den. (10/31), rushing for 118 yds. and 1 TD on 29 carries. It marked his 3rd consecutive 100-yd. performance. The last time he accomplished this feat was 11/12/06 (159 yds. at Det.), 11/19/06 (212 yds. vs. Sea.) and 11/26/06 (134 yds. at StL).
- Scored on a 1-yd. TD run, set up by a 65-yd. pass from QB Troy Smith to WR Josh Morgan vs. StL. (11/14). With his 1 rushing TD against the Rams, 11 of his 35 career rushing TDs have come against StL, his highest total against any one team.
- Moved past RB Joe Perry (8,624) into 4th place on the 49ers all-time yds. from scrimmage list after rushing for 60 yds. vs. TB (11/21) to bring his total to 8,645.

// 2009:

- Logged his fourth consecutive 1,000-yd. rus. season (2006-09), becoming the only player in 49ers history to record four, 1,000-yd. seasons.
- Set career highs with 13 combined TDs (10 rush, 3 rec.). His 10 rus. TDs ties a single-season team record with RB Derek Loville (1995), RB Ricky Watters (1993), RB Billy Kilmer (1961), RB J.D. Smith (1959) and RB Joe Perry (1953).
- Ranked t-2nd in the NFC and t-8th in the NFL in scoring (78 pts.)
- Finished the season ranked 5th in the NFC, t-11th in the NFL, with 1,120 rus. yds. and 10 rus. TDs.
- Registered a rus. TD and a rec. TD in the same game for first time in his career at Arz. (9/13).
- Scored 2 rus. TDs (79, 80 yds.), breaking his career long twice in the same game against Sea. (9/20). Joined RB Barry Sanders (at TB - 80, 82 - on 10/12/97) as the only players in NFL history to register 2 TD runs of 75-plus yds. in the same game. Set a new career high with 246 yds. from scrimmage (207 rus. yds., 39 rec. yds.). Became the first player in franchise history to have 2 runs of 79 yds.-or-more in the same game. Named NFC offensive POW and FedEx Ground POW for his performance.
- Registered a 64-yd. TD run vs. Ind. (11/1). It marked his 3rd rus. TD of the season over 60 yds., a feat that hadn't been accomplished by a 49er since RB Garrison Hearst (96t, 71t and 70t) in 1998. Along with Jaguars RB Maurice Jones-Drew, became the first players to record 3 rus. TDs over 60 yds. in one season since 2003 (RB Ahman Green - 98t, 65t and 60t; RB Jamal Lewis - 82t, 72t and 63t).
- Became the 5th player in franchise history to eclipse 5,000 career rus. yds. with a 42-yd. run on his first carry of the game at GB (11/22).
- Extended his career-long streak of consecutive games with a TD to 5 with a 4-yd. TD receipt. vs. Jax. (11/29), becoming the first 49er to score a TD in 5 consecutive games since WR Terrell Owens (11/4/01 through 12/2/01).
- Named NFC Offensive POW for his performance vs. Arz. (12/14) on MNF. Rushed for 167 yds. and 1 TD. His 167 rus. yds. were the 2nd highest rus. total on MNF in franchise history (RB Garrison Hearst, 198 yds. rus. vs. Det. 12/14/98). With 104 yds. rus. in the first half, it marked the second time in 2009 that he eclipsed the 100-yd. plateau before halftime (vs. Sea. 9/20/09).
- Rushed for 107 yds. on 16 carries at Phi. (12/20), becoming the first running back in 20 regular season games to rush for over 100 yds. against the Eagles.

// 2008

- Led team in rushing with 1,036 yds. and 6 TDs, becoming first player in 49ers history to record three consecutive 1,000-yd. rus. seasons.
- Totaled 151 yds. of offense in season-opener vs. Arz. (9/7), rushing for 96 yds. on 14 carries, including a 41-yd. TD run, and catching 4 passes for 55 yds.
- Rushed for 130 yds. on 27 carries and a TD vs. Det. (9/21).
- Scored 2 first half TDs vs. StL (11/16), marking his 15th career 100-yd. rus. game.
- Recorded 52 rus. yds. and a TD vs. NYJ (12/7) before leaving game with an ankle injury in 3rd qtr.



// 2007

- Posted a team-high 53 repts. for 436 yds. and a TD, despite playing majority of season with nagging ankle injury in addition to being slowed with a broken hand suffered in training camp. Finished 6th in NFL in combined yds. with 1,533 yds. (1,102 rus., 436 rec.).
- Named 15th winner of the annual Garry Niver Award by reporters covering the team who represent the SF Chapter of the Pro Football Writer's Association in December of 2007. The award is given in honor of the late Garry Niver, the San Mateo Times reporter, and goes to the player who shows "cooperation and professional style" in dealing with Pro Football writers on the job.
- Gained 81 yds. on 20 carries with 2 TDs at StL (9/16), with one of his scores coming on a 43-yd. run on 4th-and-1 in the 3rd qtr. to give 49ers the lead in the 17-16 win.
- Inactive at Atl. (11/4) due to the ankle injury originally suffered at NYG (10/21), which was further aggravated vs. NO (10/28).
- Named NFC Offensive POW after having one of his best outings of the season at Arz. (11/25), rushing for 116 yds. and 2 TDs on 21 carries and recording career-highs with 11 repts. and 98 receiving yds. in 37-31 OT win. Scored on an 11-yd. run in 2nd qtr. and on a 35-yd., lead-changing run with 1:15 left in 4th qtr. The 11 repts. by a RB marked the 2nd-most in team history, behind the 12 repts. RB Roger Craig totaled twice.
- Ran for season-high 138 yds. on 29 carries vs. Cin. (12/15).

// 2006

- Named to NFC Pro Bowl after setting franchise records with 312 carries and 1,695 yds. to go along with 8 TDs, while also recording a team-high 61 repts. for 485 yds. with a score.
- His 2,180 yds. from scrimmage set a franchise record, and ranked 4th in NFL and 2nd in the NFC.
- Finished 3rd in the NFL and led the NFC in rushing yds. with 1,695, while ranking 3rd in the NFL with a 5.4-yd. rus. avg. Also led the NFL with 16 rushes of 20 yds. or more.
- Recorded nine, 100-yd. games in 2006, which shattered the previous franchise record of six, 100-yd. games in a season by RB Garrison Hearst (1998) and RB Roger Craig (1988).
- Earned 49ers 2006 Ed Block Courage Award for his tireless work ethic and determination while rehabilitating two surgically repaired shoulders during 2006 offseason. Also named co-recipient of the 2006 Bill Walsh Award (with CB Walt Harris), given to the team's most valuable player as voted on by the coaching staff.
- Named NFC Offensive POW vs. Oak. (10/8) after rus. 27 times for 134 yds. and hauling in 3 repts. for 38 yds.
- Posted 22 carries for 159 yds. (7.2 avg.) at Det. (11/12). Took a 3rd-n-16 draw play for 61 yds. and a TD, breaking several tackles en route to the end zone. Had 148 yds. at halftime, a career-high and franchise record for rushing yds. in a half.
- Named NFC Offensive POW after having a record day vs. Sea. (11/19), carrying the ball 24 times for a franchise record and career-high 212 yds. Also caught 4 passes for 26 yds. and established a career-high with 238 combined yds.
- Registered 29 carries for 144 yds. and 4 repts. for 34 yds. with his first career receiving TD on Thursday Night Game at Sea. (12/14).
- Capped outstanding season at Den. (12/31) with a career-high 31 carries for 153 yds., marking a franchise record of nine, 100-yd. rus. games in a season.

// 2005

- Led team in rushing with 608 yds. on 127 carries with 3 rus. TDs, adding 15 repts. for 131 yds. The last time a rookie led 49ers in rushing was 1990 when RB Dexter Carter recorded 460 yds. The 608 yds. were the most for a 49ers rookie since RB Roger Craig had 725 yds. rus. in 1983.
- Rushed for 17 yds. on 4 carries and caught 2 passes for 21 yds. in first career game vs. StL (9/11).
- Recorded a 72-yd. TD in 4th qtr. at Was. (10/23) to mark his first career rus. TD.
- Made first NFL start and had over 100 combined yds., recording 79 yds. rus. on 19 atts. and 57 rec. yds. on 3 repts. at Jax. (12/18).
- Registered his first career 100-yd. game vs. Hou. (1/1/06) with 108 yds. on 25 carries.

// COLLEGE

Rushed for 1,975 yds. at the University of Miami (FL), finishing college career ranked 7th on school's career rushing record list. Also caught 23 passes for 225 yds. (9.8 avg.), returned 2 kickoffs for 48 yds. and recorded 5 tackles on special teams. Finished final season with career-highs for rus. yds. (945), carries (197) and TDs (8) as he ranked 4th in ACC in rus. yds.

// PERSONAL

- Attended Coral Gables (FL) HS, where he was one of the nation's most heavily-recruited RBs after setting a Dade County record for rus. yds. in a season with 2,953 yds. and 34 TDs, as a senior in 2000.
- Rushed for 1,559 yds. and 28 TDs as a junior in 1999 in addition to posting 301 receiving yds. and 4 more scores through the air.
- Listed as best RB on *Florida Times-Union* Super 75 list and earned *Super Prep* All-American honors.
- Born Frank Gore (5/14/83) in Coral Gables, FL. Single. Resides in Coral Gables, FL.
- Majored in business management and organization.

// INJURY REPORT

- 2005:** Inactive for 2 games [vs. Sea. (11/20) and at Ten. (11/27)] with a groin injury.
- 2007:** Inactive at Atl. (11/4) with an ankle injury.
- 2008:** Sidelined with an ankle injury at Mia. (12/14) and at StL (12/21).
- 2009:** Suffered an ankle injury on the first series at Min. (9/27) and missed the following 2 games [vs. StL (10/4) and vs. Atl. (10/11)].
- 2010:** Placed on injured reserved after suffering a broken hip at Arz. (11/29).



GORE'S GAME-BY-GAME

| 2005 | | | | | | | | | | | | 2008 | | | | | | | | | | | |
|---------------|--------|-----|-------------|------------|------------|------------|------------|----------|-----------|------------|----------|---------------|--------|-----|--------------|------------|--------------|------------|------------|----------|-----------|------------|----------|
| Date | Opp | W/L | P/S | Rsh | Yds | Avg | Lg | TD | Rec | Yds | TD | Date | Opp | W/L | P/S | Rsh | Yds | Avg | Lg | TD | Rec | Yds | TD |
| Sep 11 | StL | W | 1/0 | 4 | 17 | 4.3 | 9 | 0 | 2 | 21 | 0 | Sep 7 | Arz | L | 1/1 | 14 | 96 | 6.9 | 41t | 1 | 4 | 55 | 0 |
| Sep 18 | at Phi | L | 1/0 | 4 | 15 | 3.8 | 6 | 0 | 0 | 0 | 0 | Sep 14 | at Sea | W | 1/1 | 19 | 61 | 3.2 | 23 | 1 | 5 | 38 | 0 |
| Sep 25 | Dal | L | 1/0 | 7 | 42 | 6.0 | 9 | 0 | 1 | 5 | 0 | Sep 21 | Det | W | 1/1 | 27 | 130 | 4.8 | 33 | 1 | 4 | 32 | 0 |
| Oct 2 | at Arz | L | 1/0 | 2 | 4 | 2.0 | 4 | 0 | 2 | -12 | 0 | Sep 28 | at NO | L | 1/1 | 16 | 82 | 5.1 | 11 | 0 | 2 | 31 | 0 |
| Oct 9 | Ind | L | 1/0 | 8 | 31 | 3.9 | 11 | 0 | 1 | 14 | 0 | Oct 5 | NE | L | 1/1 | 12 | 54 | 4.5 | 16 | 0 | 4 | 24 | 1 |
| Oct 23 | at Was | L | 1/0 | 9 | 89 | 9.9 | 72t | 1 | 0 | 0 | 0 | Oct 12 | Phi | L | 1/1 | 19 | 101 | 5.3 | 25 | 1 | 3 | 16 | 0 |
| Oct 30 | TB | W | 1/0 | 10 | 40 | 4.0 | 9 | 0 | 1 | -7 | 0 | Oct 19 | at NYG | L | 1/1 | 11 | 11 | 1.0 | 5 | 0 | 3 | 50 | 0 |
| Nov 6 | NYG | L | 1/0 | 7 | 33 | 4.7 | 22 | 0 | 1 | 3 | 0 | Oct 26 | Sea | L | 1/1 | 18 | 94 | 5.2 | 29 | 0 | 7 | 65 | 0 |
| Nov 13 | at Chi | L | 1/0 | 14 | 55 | 3.9 | 19 | 0 | 0 | 0 | 0 | Nov 10 | at Arz | L | 1/1 | 23 | 99 | 4.3 | 20 | 0 | 1 | 6 | 0 |
| Nov 20 | Sea | L | - | - | - | - | - | - | - | - | - | Nov 16 | StL | W | 1/1 | 18 | 106 | 5.9 | 37 | 2 | 2 | 8 | 0 |
| Nov 27 | at Ten | L | - | - | - | - | - | - | - | - | - | Nov 23 | at Dal | L | 1/1 | 14 | 26 | 1.9 | 7 | 0 | 1 | 6 | 0 |
| Dec 4 | Arz | L | 1/0 | 6 | 22 | 3.7 | 9 | 0 | 1 | 31 | 0 | Nov 30 | at Buf | W | 1/1 | 24 | 66 | 2.8 | 12 | 0 | 3 | 23 | 0 |
| Dec 11 | at Sea | L | 1/0 | 2 | 5 | 2.5 | 4 | 0 | 1 | 6 | 0 | Dec 7 | NYJ | W | 1/1 | 14 | 52 | 3.7 | 12 | 0 | 3 | 13 | 1 |
| Dec 18 | at Jac | L | 1/1 | 19 | 79 | 4.2 | 18 | 0 | 3 | 57 | 0 | Dec 14 | at Mia | L | - | - | - | - | - | - | - | - | - |
| Dec 24 | at StL | W | 1/0 | 10 | 68 | 6.8 | 30t | 2 | 0 | 0 | 0 | Dec 21 | at StL | W | - | - | - | - | - | - | - | - | - |
| Jan 1 | Hou | W | 1/0 | 25 | 108 | 4.3 | 28 | 0 | 2 | 13 | 0 | Dec 28 | Was | W | 1/1 | 11 | 58 | 5.3 | 11 | 0 | 1 | 6 | 0 |
| TOTALS | | | 14/1 | 127 | 608 | 4.8 | 72t | 3 | 15 | 131 | 0 | TOTALS | | | 14/14 | 240 | 1,036 | 4.3 | 41t | 6 | 43 | 373 | 2 |

| 2006 | | | | | | | | | | | | 2009 | | | | | | | | | | | |
|---------------|--------|-----|--------------|------------|--------------|------------|-----------|----------|-----------|------------|----------|---------------|--------|-----|--------------|------------|--------------|------------|------------|-----------|-----------|------------|----------|
| Date | Opp | W/L | P/S | Rsh | Yds | Avg | Lg | TD | Rec | Yds | TD | Date | Opp | W/L | P/S | Rsh | Yds | Avg | Lg | TD | Rec | Yds | TD |
| Sep 10 | at Arz | L | 1/1 | 16 | 87 | 5.4 | 32 | 2 | 6 | 83 | 0 | Sep 13 | at Arz | W | 1/1 | 22 | 30 | 1.4 | 6t | 1 | 3 | 18 | 1 |
| Sep 17 | StL | W | 1/1 | 29 | 127 | 4.4 | 32t | 1 | 2 | 10 | 0 | Sep 20 | Sea | W | 1/1 | 16 | 207 | 12.9 | 80t | 2 | 5 | 39 | 0 |
| Sep 24 | Phi | L | 1/1 | 16 | 52 | 3.3 | 15 | 0 | 6 | 22 | 0 | Sep 27 | at Min | L | 1/1 | 1 | 4 | 4.0 | 4 | 0 | 0 | 0 | 0 |
| Oct 1 | at KC | L | 1/1 | 14 | 65 | 4.6 | 14 | 0 | 2 | 14 | 0 | Oct 4 | StL | W | - | - | - | - | - | - | - | - | - |
| Oct 8 | Oak | W | 1/1 | 27 | 134 | 5.0 | 26 | 0 | 3 | 38 | 0 | Oct 11 | Atl | L | - | - | - | - | - | - | - | - | - |
| Oct 15 | SD | L | 1/1 | 10 | 55 | 5.5 | 22 | 0 | 5 | 35 | 0 | Oct 25 | at Hou | L | 1/1 | 13 | 32 | 2.5 | 9 | 0 | 2 | 15 | 0 |
| Oct 29 | at Chi | L | 1/1 | 12 | 111 | 9.3 | 53 | 0 | 2 | 9 | 0 | Nov 1 | at Ind | L | 1/1 | 13 | 91 | 7.0 | 64t | 1 | 5 | 43 | 0 |
| Nov 5 | Min | W | 1/1 | 19 | 41 | 2.2 | 11 | 0 | 5 | 36 | 0 | Nov 8 | Ten | L | 1/1 | 15 | 83 | 5.5 | 13 | 1 | 7 | 75 | 0 |
| Nov 12 | at Det | W | 1/1 | 22 | 159 | 7.2 | 61t | 1 | 2 | 14 | 0 | Nov 12 | Chi | W | 1/1 | 25 | 104 | 4.2 | 25 | 1 | 4 | 21 | 0 |
| Nov 19 | Sea | W | 1/1 | 24 | 212 | 8.8 | 51 | 0 | 4 | 26 | 0 | Nov 22 | at GB | L | 1/1 | 7 | 59 | 8.4 | 42 | 0 | 3 | 9 | 0 |
| Nov 26 | at StL | L | 1/1 | 21 | 134 | 6.4 | 18 | 1 | 4 | 31 | 0 | Nov 29 | Jax | W | 1/1 | 16 | 33 | 2.1 | 6 | 0 | 7 | 14 | 1 |
| Dec 3 | NO | L | 1/1 | 13 | 40 | 3.1 | 12 | 0 | 5 | 28 | 0 | Dec 6 | at Sea | L | 1/1 | 9 | 25 | 2.8 | 6 | 0 | 5 | 37 | 1 |
| Dec 10 | GB | L | 1/1 | 18 | 130 | 7.2 | 72 | 1 | 3 | 38 | 0 | Dec 14 | Arz | W | 1/1 | 25 | 167 | 6.7 | 36 | 1 | 2 | 10 | 0 |
| Dec 14 | at Sea | W | 1/1 | 29 | 144 | 5.0 | 40 | 0 | 4 | 34 | 1 | Dec 20 | at Phi | L | 1/1 | 16 | 107 | 6.7 | 37 | 0 | 3 | 19 | 0 |
| Dec 24 | Arz | L | 1/1 | 11 | 51 | 4.6 | 15 | 2 | 6 | 35 | 0 | Dec 27 | Det | W | 1/1 | 28 | 71 | 2.5 | 15 | 1 | 4 | 81 | 0 |
| Dec 31 | at Den | W | 1/1 | 31 | 153 | 4.9 | 24 | 0 | 2 | 32 | 0 | Jan 3 | at StL | W | 1/1 | 23 | 107 | 4.7 | 34 | 2 | 2 | 25 | 0 |
| TOTALS | | | 16/16 | 312 | 1,695 | 5.4 | 72 | 8 | 61 | 485 | 1 | TOTALS | | | 14/14 | 229 | 1,120 | 4.9 | 80t | 10 | 52 | 406 | 3 |

| 2007 | | | | | | | | | | | | 2010 | | | | | | | | | | | |
|---------------|--------|-----|--------------|------------|--------------|------------|------------|----------|-----------|------------|----------|---|--------|-----|--------------|------------|------------|------------|-----------|----------|-----------|------------|----------|
| Date | Opp | W/L | P/S | Rsh | Yds | Avg | Lg | TD | Rec | Yds | TD | Date | Opp | W/L | P/S | Rsh | Yds | Avg | Lg | TD | Rec | Yds | TD |
| Sep 10 | Arz | W | 1/1 | 18 | 55 | 3.1 | 12 | 1 | 1 | 21 | 0 | Sep 12 | at Sea | L | 1/1 | 17 | 38 | 2.2 | 10 | 0 | 6 | 45 | 0 |
| Sep 16 | at StL | W | 1/1 | 20 | 81 | 4.1 | 43t | 2 | 2 | 4 | 0 | Sep 20 | NO | L | 1/1 | 20 | 112 | 5.6 | 20 | 1 | 7 | 56 | 1 |
| Sep 23 | at Pit | L | 1/1 | 14 | 39 | 2.8 | 11 | 0 | 2 | 12 | 0 | Sep 26 | at KC | L | 1/1 | 15 | 43 | 2.9 | 6 | 0 | 9 | 102 | 0 |
| Sep 30 | Sea | L | 1/1 | 16 | 79 | 4.9 | 17 | 0 | 3 | 42 | 0 | Oct 3 | at Atl | L | 1/1 | 21 | 77 | 3.7 | 13 | 0 | 7 | 60 | 0 |
| Oct 7 | Bal | L | 1/1 | 16 | 52 | 3.3 | 10 | 0 | 3 | 23 | 0 | Oct 10 | Phi | L | 1/1 | 18 | 52 | 2.9 | 16 | 0 | 4 | 21 | 1 |
| Oct 21 | at NYG | L | 1/1 | 14 | 88 | 6.3 | 24 | 0 | 3 | 23 | 0 | Oct 17 | Oak | W | 1/1 | 25 | 149 | 6.0 | 64 | 0 | 0 | 0 | 0 |
| Oct 28 | NO | L | 1/1 | 12 | 41 | 3.4 | 9 | 0 | 1 | 0 | 0 | Oct 24 | at Car | L | 1/1 | 19 | 102 | 5.4 | 20 | 0 | 4 | 57 | 0 |
| Nov 4 | at Atl | L | - | - | - | - | - | - | - | - | - | Oct 31 | Den | W | 1/1 | 29 | 118 | 4.1 | 21 | 1 | 1 | 7 | 0 |
| Nov 12 | at Sea | L | 1/1 | 13 | 72 | 5.5 | 16 | 0 | 2 | 7 | 0 | Nov 14 | StL | W | 1/1 | 22 | 87 | 4.0 | 23 | 1 | 3 | 67 | 0 |
| Nov 18 | StL | L | 1/1 | 15 | 32 | 2.1 | 7 | 0 | 5 | 31 | 0 | Nov 21 | TB | L | 1/1 | 12 | 23 | 1.9 | 6 | 0 | 5 | 37 | 0 |
| Nov 25 | at Arz | W | 1/1 | 21 | 116 | 5.5 | 35t | 2 | 11 | 98 | 0 | Nov 29 | at Arz | W | 1/1 | 5 | 52 | 10.4 | 25 | 0 | 0 | 0 | 0 |
| Dec 2 | at Car | L | 1/1 | 12 | 58 | 4.8 | 11 | 0 | 5 | 53 | 0 | PLACED ON INJURED RESERVE ON 11/30 (Hip) | | | | | | | | | | | |
| Dec 9 | Min | L | 1/1 | 16 | 68 | 4.3 | 15 | 0 | 8 | 49 | 0 | TOTALS | | | 11/11 | 203 | 853 | 4.2 | 64 | 3 | 46 | 452 | 2 |
| Dec 15 | Cin | W | 1/1 | 29 | 138 | 4.8 | 20 | 0 | 1 | 9 | 0 | | | | | | | | | | | | |
| Dec 23 | TB | W | 1/1 | 21 | 89 | 4.2 | 20 | 0 | 4 | 43 | 1 | | | | | | | | | | | | |
| Dec 30 | at Cle | L | 1/1 | 23 | 94 | 4.1 | 16 | 0 | 2 | 21 | 0 | | | | | | | | | | | | |
| TOTALS | | | 15/15 | 260 | 1,102 | 4.2 | 43t | 5 | 53 | 436 | 1 | | | | | | | | | | | | |



54

LARRY GRANT
| LINEBACKER



6-1 | 251 | OHIO ST. | 3RD YEAR | BORN 2.16.85 | SANTA ROSA, CA
ACQUIRED FA IN '11 | FOOTHILL HS, SACRAMENTO, CA

Larry Grant re-joined the 49ers after spending the previous three seasons with the St. Louis Rams. Originally drafted in the seventh round (214th overall) by San Francisco in the 2008 NFL Draft, he spent time on the 49ers practice squad before being signed to the Rams active roster in November of 2008. A native of Santa Rosa, CA, Grant attended City College of San Francisco and was named the 2005 NJCAA Defensive Player of the Year.

// 2011 HIGHLIGHTS

- Made 49ers debut vs. Sea. (9/11) on special teams.
- Recorded first sack as a 49er vs. StL (12/4), taking down Rams QB A. J. Feeley in the 2nd qtr. Tallied a career-high 5 stops.
- Made first 49ers start at Arz. (12/11) and recorded a career-high 10 tackles, including 2 special teams stops and 1 PD.
- Tallied a career-high and a 49ers single-game high 4 PDs vs. Pit. (12/19), including 6 tackles and 1 special teams stop.
- Posted 1 sack and recorded first FF of the season after stripping the ball from QB Tarvaris Jackson at Sea. (12/24), stopping Seattle's potential go-ahead score late in the 4th qtr.

GRANT'S GAME-BY-GAME

2011

| Date | Opp | W/L | P/S | Tot | Sol | Ast | Sk | Yds | Int | Yds | PD | FF | FR | Yds |
|---------------|--------|-----|-------------|-----------|-----------|-----------|------------|------------|----------|----------|----------|----------|----------|----------|
| Sep 11 | Sea | W | 1/0 | 0 | 0 | 0 | 0.0 | 0.0 | 0 | 0 | 0 | 0 | 0 | 0 |
| Sep 18 | Dal | L | 1/0 | 0 | 0 | 0 | 0.0 | 0.0 | 0 | 0 | 0 | 0 | 0 | 0 |
| Sep 25 | at Cin | W | 1/0 | 0 | 0 | 0 | 0.0 | 0.0 | 0 | 0 | 0 | 0 | 0 | 0 |
| Oct 2 | at Phi | W | 1/0 | 0 | 0 | 0 | 0.0 | 0.0 | 0 | 0 | 0 | 0 | 0 | 0 |
| Oct 9 | TB | W | 1/0 | 1 | 1 | 0 | 0.0 | 0.0 | 0 | 0 | 0 | 0 | 0 | 0 |
| Oct 16 | at Det | W | 1/0 | 0 | 0 | 0 | 0.0 | 0.0 | 0 | 0 | 0 | 0 | 0 | 0 |
| Oct 30 | Cle | W | 1/0 | 0 | 0 | 0 | 0.0 | 0.0 | 0 | 0 | 0 | 0 | 0 | 0 |
| Nov 6 | at Was | W | 1/0 | 0 | 0 | 0 | 0.0 | 0.0 | 0 | 0 | 0 | 0 | 0 | 0 |
| Nov 13 | NYG | W | 1/0 | 0 | 0 | 0 | 0.0 | 0.0 | 0 | 0 | 0 | 0 | 0 | 0 |
| Nov 20 | Arz | W | 1/0 | 0 | 0 | 0 | 0.0 | 0.0 | 0 | 0 | 0 | 0 | 0 | 0 |
| Nov 24 | at Bal | L | 1/0 | 0 | 0 | 0 | 0.0 | 0.0 | 0 | 0 | 0 | 0 | 0 | 0 |
| Dec 4 | StL | W | 1/0 | 5 | 3 | 2 | 1.0 | 8.0 | 0 | 0 | 0 | 0 | 0 | 0 |
| Dec 11 | at Arz | L | 1/1 | 10 | 9 | 1 | 0.0 | 0.0 | 0 | 0 | 1 | 0 | 0 | 0 |
| Dec 19 | Pit | W | 1/1 | 6 | 3 | 3 | 0.0 | 0.0 | 0 | 0 | 4 | 0 | 0 | 0 |
| Dec 24 | at Sea | W | 1/1 | 8 | 4 | 4 | 1.0 | 0.0 | 0 | 0 | 0 | 1 | 0 | 0 |
| Jan 1 | at StL | W | 1/0 | 0 | 0 | 0 | 0.0 | 0.0 | 0 | 0 | 0 | 0 | 0 | 0 |
| TOTALS | | | 16/3 | 30 | 20 | 10 | 2.0 | 8.0 | 0 | 0 | 5 | 1 | 0 | 0 |

2011 Postseason

| Date | Opp | W/L | P/S | Tot | Sol | Ast | Sk | Yds | Int | Yds | PD | FF | FR | Yds |
|---------------|-----|-----|------------|----------|----------|----------|------------|------------|----------|----------|----------|----------|----------|----------|
| Jan 14 | NO | W | 1/0 | 0 | 0 | 0 | 0.0 | 0.0 | 0 | 0 | 0 | 0 | 0 | 0 |
| Jan 22 | NYG | | | | | | | | | | | | | |
| TOTALS | | | 1/0 | 0 | 0 | 0 | 0.0 | 0.0 | 0 | 0 | 0 | 0 | 0 | 0 |

Special Teams Tackles: 10
TFL: 4

QB Hits: 2
QB Pressures: 3



GRANT'S CAREER STATISTICS

| YEAR | TEAM | GP | GS | TACKLES | | | | | INTERCEPTIONS | | | | | FUMBLES | | | |
|---------------|------|-----------|-----------|-----------|-----------|-----------|------------|-------------|---------------|----------|----------|----------|----------|----------|----------|----------|----------|
| | | | | TOT | SOL | AST | SACKS | YDS | INT | YDS | LG | TD | PD | FF | FR | YDS | |
| 2008 | STL | 2 | 0 | 0 | 0 | 0 | 0.0 | 0.0 | 0 | 0 | 0 | 0 | 0 | 0 | 0 | 0 | 0 |
| 2009 | STL | 16 | 0 | 9 | 6 | 3 | 1.0 | 6.0 | 0 | 0 | 0 | 0 | 0 | 1 | 1 | 0 | 0 |
| 2010 | STL | 16 | 8 | 23 | 13 | 10 | 2.0 | 16.0 | 0 | 0 | 0 | 0 | 0 | 2 | 1 | 0 | 0 |
| 2011 | SF | 16 | 3 | 30 | 20 | 10 | 2.0 | 8.0 | 0 | 0 | 0 | 0 | 5 | 1 | 0 | 0 | 0 |
| TOTALS | | 50 | 11 | 62 | 39 | 23 | 5.0 | 30.0 | 0 | 0 | 0 | 0 | 5 | 4 | 2 | 0 | 0 |

PLAYOFFS

| YEAR | TEAM | GP | GS | TACKLES | | | | | INTERCEPTIONS | | | | | FUMBLES | | | |
|---------------|------|----------|----------|----------|----------|----------|------------|------------|---------------|----------|----------|----------|----------|----------|----------|----------|----------|
| | | | | TOT | SOL | AST | SACKS | YDS | INT | YDS | LG | TD | PD | FF | FR | YDS | |
| 2011 | SF | 1 | 0 | 0 | 0 | 0 | 0.0 | 0.0 | 0 | 0 | 0 | 0 | 0 | 0 | 0 | 0 | 0 |
| TOTALS | | 1 | 0 | 0 | 0 | 0 | 0.0 | 0.0 | 0 | 0 | 0 | 0 | 0 | 0 | 0 | 0 | 0 |

Additional Statistics:

Special Teams Tackles – 40: 2008 (6), 2009 (9), 2010 (10), 2011 (10)

Milestones:

NFL Debut: vs. SF (12/21/08); **First Start:** vs. Arz. (12/12/10); **First Sack:** at SF (10/4/09 – QB Shaun Hill); **First FF:** vs. SF (1/3/10 – WR Arnaz Battle); **First FR:** at Ten. (12/13/09 – RB Alvin Pearman)

GRANT'S CAREER HIGHS

Total Tackles: 10 at Azr. (12/11/11)
Solo: 9 at Azr. (12/11/11)
Assists: 3 vs. Pit. (12/19/11)
Sacks: 2.0 vs. SD (10/17/10)

Forced Fumbles: 2 (2 times) Last vs. Det. (12/27/09)
Fumble Recoveries: 1 (2 times) Last vs. Arz. (9/12/10)
Passes Defensed: 4 vs. Pit. (12/19/11)



// TRANSACTIONS

Originally selected in the 7th-round (214th overall) by SF in 2008... Released by SF on 8/31/08...Signed to SF practice squad on 9/3/08... Signed to StL active roster on 11/26/08...Signed one-year deal with StL on 6/22/10...Released by StL on 7/30/11...Signed one-year deal with SF on 7/31/11.

// 2010 (ST. LOUIS)

- Notched career highs in tackles (23), sacks (2) and FFs (2).
- Made his first career start vs. Arz. (9/12) and registered 4 tackles and 1 FF.
- Recorded first career multi-sack game (2) vs. SD (10/17).

// 2009 (ST. LOUIS)

- Notched first career sack at SF (10/4), bringing down QB Shaun Hill.

// 2008 (SAN FRANCISCO/ST. LOUIS)

- Spent 12 weeks on 49ers practice squad before being signed to StL active roster on 11/26.
- Registered a career-high 5 tackles at Atl. (12/28).

// COLLEGE

Played in 25 games (14 starts) for the Buckeyes, registering 69 tackles, 5.5 sacks, 2 INTs, 1 FF and 3 PDs. Also recorded 3 blocked kicks. Began collegiate career at San Francisco City College, playing 24 games and notching 175 tackles, 10 sacks, 20.5 TFLs, 7 FFs, 3 FRs, 6 INTs (one returned for a TD) and 6 PDs. Set both California junior college and NJCAA career records with 12 blocked kicks. Selected NJCAA National Defensive Player of the Year, California Junior College Player of the Year and First-Team NJCAA All-American in 2005.

// PERSONAL

- Attended Foothill HS in Sacramento, CA, as a freshman and played both RB and S. Re-enrolled at the school during the winter of his senior year.
- Moved to Georgia as a sophomore, attending Meadow Creek (Gwinnett County, GA) as a sophomore and junior.
- Attended Norcross (GA) HS as a senior, rushing for 450 yds. and 6 TDs on just 35 carries.
- Born Larry Grant (2/16/85) in Santa Rosa, CA.

GRANT'S GAME-BY-GAME

2008 (St. Louis)

| Date | Opp | W/L | P/S | Tot | Sol | Ast | Sk | Yds | Int | Yds | PD | FF | FR | Yds |
|---|--------|-----|------------|----------|----------|----------|------------|------------|----------|----------|----------|----------|----------|----------|
| SIGNED TO STL ACTIVE ROSTER ON 11/26 | | | | | | | | | | | | | | |
| Nov 30 | Mia | L | 0/0 | | | | | | | | | | | |
| Dec 7 | at Arz | L | 0/0 | | | | | | | | | | | |
| Dec 14 | Sea | L | 0/0 | | | | | | | | | | | |
| Dec 21 | SF | L | 1/0 | 0 | 0 | 0 | 0.0 | 0.0 | 0 | 0 | 0 | 0 | 0 | 0 |
| Dec 28 | at Atl | L | 1/0 | 0 | 0 | 0 | 0.0 | 0.0 | 0 | 0 | 0 | 0 | 0 | 0 |
| TOTALS | | | 2/0 | 0 | 0 | 0 | 0.0 | 0.0 | 0 | 0 | 0 | 0 | 0 | 0 |

2009 (St. Louis)

| Date | Opp | W/L | P/S | Tot | Sol | Ast | Sk | Yds | Int | Yds | PD | FF | FR | Yds |
|---------------|--------|-----|-------------|----------|----------|----------|------------|------------|----------|----------|----------|----------|----------|----------|
| Sep 13 | at Sea | L | 1/0 | 0 | 0 | 0 | 0.0 | 0.0 | 0 | 0 | 0 | 0 | 0 | 0 |
| Sep 20 | at Was | L | 1/0 | 0 | 0 | 0 | 0.0 | 0.0 | 0 | 0 | 0 | 0 | 0 | 0 |
| Sep 27 | GB | L | 1/0 | 1 | 1 | 0 | 0.0 | 0.0 | 0 | 0 | 0 | 0 | 0 | 0 |
| Oct 4 | at SF | L | 1/0 | 0 | 0 | 0 | 1.0 | 6.0 | 0 | 0 | 0 | 0 | 0 | 0 |
| Oct 11 | Min | L | 1/0 | 0 | 0 | 0 | 0.0 | 0.0 | 0 | 0 | 0 | 0 | 0 | 0 |
| Oct 18 | at Jax | L | 1/0 | 0 | 0 | 0 | 0.0 | 0.0 | 0 | 0 | 0 | 0 | 0 | 0 |
| Oct 25 | Ind | L | 1/0 | 2 | 1 | 1 | 0.0 | 0.0 | 0 | 0 | 0 | 0 | 0 | 0 |
| Nov 1 | at Det | W | 1/0 | 0 | 0 | 0 | 0.0 | 0.0 | 0 | 0 | 0 | 0 | 0 | 0 |
| Nov 15 | NO | L | 1/0 | 1 | 0 | 1 | 0.0 | 0.0 | 0 | 0 | 0 | 0 | 0 | 0 |
| Nov 22 | Arz | L | 1/0 | 2 | 2 | 0 | 0.0 | 0.0 | 0 | 0 | 0 | 0 | 0 | 0 |
| Nov 29 | Sea | L | 1/0 | 0 | 0 | 0 | 0.0 | 0.0 | 0 | 0 | 0 | 0 | 0 | 0 |
| Dec 6 | at Chi | L | 1/0 | 1 | 1 | 0 | 0.0 | 0.0 | 0 | 0 | 0 | 0 | 0 | 0 |
| Dec 13 | at Ten | L | 1/0 | 2 | 1 | 1 | 0.0 | 0.0 | 0 | 0 | 0 | 0 | 1 | 0 |
| Dec 20 | Hou | L | 1/0 | 0 | 0 | 0 | 0.0 | 0.0 | 0 | 0 | 0 | 0 | 0 | 0 |
| Dec 27 | at Arz | L | 1/0 | 0 | 0 | 0 | 0.0 | 0.0 | 0 | 0 | 0 | 0 | 0 | 0 |
| Jan 3 | SF | L | 1/0 | 0 | 0 | 0 | 0.0 | 0.0 | 0 | 0 | 0 | 1 | 0 | 0 |
| TOTALS | | | 16/0 | 9 | 6 | 3 | 1.0 | 6.0 | 0 | 0 | 0 | 1 | 1 | 0 |

2010 (St. Louis)

| Date | Opp | W/L | P/S | Tot | Sol | Ast | Sk | Yds | Int | Yds | PD | FF | FR | Yds |
|---------------|--------|-----|-------------|-----------|-----------|-----------|------------|-------------|----------|----------|----------|----------|----------|----------|
| Sep 12 | Arz | L | 1/1 | 4 | 3 | 1 | 0.0 | 0.0 | 0 | 0 | 0 | 2 | 1 | 0 |
| Sep 19 | at Oak | L | 1/1 | 4 | 2 | 2 | 0.0 | 0.0 | 0 | 0 | 0 | 0 | 0 | 0 |
| Sep 26 | Was | W | 1/1 | 2 | 2 | 0 | 0.0 | 0.0 | 0 | 0 | 0 | 0 | 0 | 0 |
| Oct 3 | Sea | W | 1/1 | 2 | 1 | 1 | 0.0 | 0.0 | 0 | 0 | 0 | 0 | 0 | 0 |
| Oct 10 | at Det | L | 1/1 | 1 | 0 | 1 | 0.0 | 0.0 | 0 | 0 | 0 | 0 | 0 | 0 |
| Oct 17 | SD | W | 1/1 | 5 | 3 | 2 | 2.0 | 16.0 | 0 | 0 | 0 | 0 | 0 | 0 |
| Oct 24 | at TB | L | 1/1 | 2 | 1 | 1 | 0.0 | 0.0 | 0 | 0 | 0 | 0 | 0 | 0 |
| Oct 31 | Car | W | 1/0 | 0 | 0 | 0 | 0.0 | 0.0 | 0 | 0 | 0 | 0 | 0 | 0 |
| Nov 14 | at SF | L | 1/0 | 0 | 0 | 0 | 0.0 | 0.0 | 0 | 0 | 0 | 0 | 0 | 0 |
| Nov 21 | Atl | L | 1/0 | 0 | 0 | 0 | 0.0 | 0.0 | 0 | 0 | 0 | 0 | 0 | 0 |
| Nov 28 | at Den | W | 1/1 | 2 | 1 | 1 | 0.0 | 0.0 | 0 | 0 | 0 | 0 | 0 | 0 |
| Dec 5 | at Arz | W | 1/0 | 0 | 0 | 0 | 0.0 | 0.0 | 0 | 0 | 0 | 0 | 0 | 0 |
| Dec 12 | at NO | L | 1/0 | 1 | 0 | 1 | 0.0 | 0.0 | 0 | 0 | 0 | 0 | 0 | 0 |
| Dec 19 | KC | L | 1/0 | 0 | 0 | 0 | 0.0 | 0.0 | 0 | 0 | 0 | 0 | 0 | 0 |
| Dec 26 | SF | W | 1/0 | 0 | 0 | 0 | 0.0 | 0.0 | 0 | 0 | 0 | 0 | 0 | 0 |
| Jan 2 | at Sea | L | 1/0 | 0 | 0 | 0 | 0.0 | 0.0 | 0 | 0 | 0 | 0 | 0 | 0 |
| TOTALS | | | 16/8 | 23 | 13 | 10 | 2.0 | 16.0 | 0 | 0 | 0 | 2 | 1 | 0 |



PARYS HARALSON

| LINEBACKER



6-0 | 255 | TENNESSEE | 6TH YEAR | BORN 1.24.84 | FLORA, MS
ACQUIRED D-5 IN '06 | MADISON CENTRAL HS, MADISON, MS

A student of the game, Parys Haralson uses his unique combination of speed and size to terrorize opposing quarterbacks. Haralson developed his meticulous work ethic at a young age, working in his grandfather's junkyard. A fifth-round pick in 2006, Haralson entered the starting lineup in 2007 and has posted 21.5 career sacks, ranking 2nd among 49ers LBs since 1982.

// CAREER HIGHLIGHTS

- Currently ranks t-2nd for the most sacks in franchise history by a linebacker (21.5) with LB Julian Peterson.
- Led the team with a career-high 8 sacks in 2008, a total that tied for 2nd-most among NFC linebackers and marked the most by a 49ers linebacker in a single season since Kevin Greene (10.5) in 1997.

// 2011 HIGHLIGHTS

- Registered a FF on each of his 2 sacks vs. Sea. (9/11 - QB Tarvaris Jackson) for a loss of 24 yds., marking the first two FFs of his career. Both of his FF's resulted in takeaways.
- Posted his third FF of the year vs. Cle. (10/30), stripping the ball away from QB Colt McCoy in the 4th qtr. as time expired.

// GOLDMINE

- Parys' diligent work ethic was instilled at the age of 14. While growing up in Flora, MS, his uncle and grandparents gave him an early introduction to life in the real world. He worked with his uncle at Sun Belt Bolts and Screws until he was 18 years old. After that, he labored in his grandfather's junkyard. Parys says his family helped instill the blue-collar foundation he leans on now as an NFL player. "You had to have a strong work ethic because it was an 8-hour job in the hot Mississippi sun. Sometimes I didn't want to go, but my grandparents made me go because if I didn't work for what I wanted, they weren't going to give it to me." Those lessons taught Parys that good things don't come without hard work and perseverance.

- Thanks to the upbringing by his mom and grandparents, Parys will always remember where he came from – and now it's his opportunity to give back. Parys aspires to start his own foundation to benefit the children in his hometown of Flora, MS. "There are a bunch of kids in my hometown. They are athletic, but they just run around and play football. No one really teaches them the techniques and the specialized training for each position." When he goes home, Parys spends time working out at his old high school and his middle school, taking time to show the students everything it takes to be successful. "You can see how excited the kids get when I walk in. I know that they look up to me and I take that responsibility seriously. I want to show them everything it takes to be successful and show each of them that they have the ability to be successful." As part of his foundation, Parys is looking to run a football camp, teaching kids the importance of eating healthy and staying in shape, while also teaching them proper football techniques.

HARALSON'S GAME-BY-GAME

2011

| Date | Opp | W/L | P/S | Tot | Sol | Ast | Sk | Yds | Int | Yds | PD | FF | FR | Yds |
|---------------|--------|-----|-----|--------------|-----------|-----------|-----------|-----------------|----------|----------|----------|----------|----------|----------|
| Sep 11 | Sea | W | 1/1 | 3 | 3 | 0 | 2.0 | 24.0 | 0 | 0 | 0 | 2 | 0 | 0 |
| Sep 18 | Dal | L | 1/1 | 3 | 2 | 1 | 0.0 | 0.0 | 0 | 0 | 0 | 0 | 0 | 0 |
| Sep 25 | at Cin | W | 1/1 | 0 | 0 | 0 | 0.0 | 0.0 | 0 | 0 | 0 | 0 | 0 | 0 |
| Oct 2 | at Phi | W | 1/1 | 3 | 2 | 1 | 0.0 | 0.0 | 0 | 0 | 0 | 0 | 0 | 0 |
| Oct 9 | TB | W | 1/1 | 4 | 2 | 2 | 0.0 | 0.0 | 0 | 0 | 0 | 0 | 0 | 0 |
| Oct 16 | at Det | W | 1/1 | 1 | 0 | 1 | 0.0 | 0.0 | 0 | 0 | 0 | 0 | 0 | 0 |
| Oct 30 | Cle | W | 1/1 | 3 | 1 | 2 | 0.0 | 0.0 | 0 | 0 | 0 | 1 | 0 | 0 |
| Nov 6 | at Was | W | 1/1 | 2 | 2 | 0 | 0.0 | 0.0 | 0 | 0 | 0 | 0 | 0 | 0 |
| Nov 13 | NYG | W | 1/1 | 3 | 3 | 0 | 0.0 | 0.0 | 0 | 0 | 0 | 0 | 0 | 0 |
| Nov 20 | Arz | W | 1/1 | 2 | 1 | 1 | 0.0 | 0.0 | 0 | 0 | 0 | 0 | 0 | 0 |
| Nov 24 | at Bal | L | 1/1 | 6 | 2 | 4 | 0.0 | 0.0 | 0 | 0 | 0 | 0 | 0 | 0 |
| Dec 4 | StL | W | 1/1 | 1 | 1 | 0 | 0.0 | 0.0 | 0 | 0 | 0 | 0 | 0 | 0 |
| Dec 11 | at Arz | L | 1/1 | 2 | 1 | 1 | 0.0 | 0.0 | 0 | 0 | 0 | 0 | 0 | 0 |
| Dec 19 | Pit | W | 1/1 | 1 | 1 | 0 | 0.0 | 0.0 | 0 | 0 | 0 | 0 | 0 | 0 |
| Dec 24 | at Sea | W | 1/1 | 2 | 1 | 1 | 0.0 | 0.0 | 0 | 0 | 0 | 0 | 0 | 0 |
| Jan 1 | at StL | W | 1/1 | 3 | 1 | 2 | 0.0 | 0.0 | 0 | 0 | 0 | 0 | 0 | 0 |
| TOTALS | | | | 16/16 | 39 | 23 | 16 | 2.0 24.0 | 0 | 0 | 0 | 3 | 0 | 0 |

2011 Postseason

| Date | Opp | W/L | P/S | Tot | Sol | Ast | Sk | Yds | Int | Yds | PD | FF | FR | Yds |
|---------------|-----|-----|-----|------------|----------|----------|----------|----------------|----------|----------|----------|----------|----------|----------|
| Jan 14 | NO | W | 1/1 | 1 | 1 | 0 | 1.0 | 0.0 | 0 | 0 | 1 | 0 | 0 | 0 |
| Jan 22 | NYG | | | | | | | | | | | | | |
| TOTALS | | | | 1/1 | 1 | 1 | 0 | 1.0 0.0 | 0 | 0 | 1 | 0 | 0 | 0 |

QB Hits: 17

TFL: 4

QB Pressures: 24



HARALSON'S CAREER STATISTICS

| YEAR | TEAM | GP | GS | TACKLES | | | | | INTERCEPTIONS | | | | | FUMBLES | | | |
|---------------|------|-----------|-----------|------------|------------|------------|-------------|--------------|---------------|----------|----------|----------|----------|----------|----------|----------|----------|
| | | | | TOT | SOL | AST | SACKS | YDS | INT | YDS | LG | TD | PD | FF | FR | YDS | |
| 2006 | SF | 7 | 0 | 5 | 5 | 0 | 0.0 | 0.0 | 0 | 0 | 0 | 0 | 0 | 0 | 0 | 0 | 0 |
| 2007 | SF | 16 | 11 | 52 | 32 | 20 | 2.5 | 15.0 | 0 | 0 | 0 | 0 | 0 | 0 | 0 | 0 | 0 |
| 2008 | SF | 16 | 10 | 57 | 35 | 22 | 8.0 | 45.0 | 0 | 0 | 0 | 0 | 2 | 0 | 1 | 0 | 0 |
| 2009 | SF | 16 | 16 | 73 | 42 | 31 | 5.0 | 35.0 | 0 | 0 | 0 | 0 | 2 | 0 | 1 | 0 | 0 |
| 2010 | SF | 15 | 15 | 69 | 33 | 36 | 4.0 | 28.0 | 0 | 0 | 0 | 0 | 0 | 0 | 2 | 0 | 0 |
| 2011 | SF | 16 | 16 | 39 | 23 | 16 | 2.0 | 24.0 | 0 | 0 | 0 | 0 | 0 | 3 | 0 | 0 | 0 |
| TOTALS | | 86 | 68 | 295 | 170 | 125 | 21.5 | 147.0 | 0 | 0 | 0 | 0 | 4 | 3 | 4 | 0 | 0 |

PLAYOFFS

| YEAR | TEAM | GP | GS | TACKLES | | | | | INTERCEPTIONS | | | | | FUMBLES | | | |
|---------------|------|----------|----------|----------|----------|----------|------------|------------|---------------|----------|----------|----------|----------|----------|----------|----------|----------|
| | | | | TOT | SOL | AST | SACKS | YDS | INT | YDS | LG | TD | PD | FF | FR | YDS | |
| 2011 | SF | 1 | 1 | 1 | 1 | 0 | 0.0 | 0.0 | 0 | 0 | 0 | 0 | 1 | 0 | 0 | 0 | 0 |
| TOTALS | | 1 | 1 | 1 | 1 | 0 | 0.0 | 0.0 | 0 | 0 | 0 | 0 | 1 | 0 | 0 | 0 | 0 |

Additional Statistics:

Special Teams Tackles – 24: 2007 (11), 2008 (7), 2009 (6)

Milestones:

NFL Debut: vs. StL (9/17/06); **First Start:** at NYG (10/21/07); **First Sack:** at Sea. (11/12/07 – QB Matt Hasselbeck); **First FF:** vs. Sea. (9/11/11 – QB Tarvaris Jackson); **First FR:** vs. StL (11/16/08 – QB Marc Bulger)

HARALSON'S CAREER HIGHS

Total Tackles: 11 at Sea. (12/6/09)

Solo: 6 at StL (1/3/09)

Assists: 7 at Sea. (12/6/09)

Sacks: 2 (2 times) Last vs. Sea. (9/11/11)

Passes Defensed: 1 (4 times) Last at StL (1/3/10)

Forced Fumbles: 2 vs. Sea. (9/11/11)

Fumble Recoveries: 1 (4 times) Last at Car. (10/24/10)



// TRANSACTIONS

Originally a 5th-round (140th pick overall) draft choice by SF in 2006... Signed a four-year contract extension through 2013 on 4/16/09.

// 2010

- Brought down Falcons QB Matt Ryan twice at Atl. (10/3), marking his first 2-sack performance since 9/7/08 vs. Arz.
- Recovered his first FR of the year and 3rd of his career off a LB Manny Lawson FF vs. Phi. (10/10).
- Recorded 8 tackles and recovered a fumble that led to a 49ers FG in the 2nd qtr. at Car. (10/24).

// 2009

- Sacked QB Kurt Warner at Arz. (9/13) for a 6-yd. loss, and later pressured Warner into throwing an INT to CB Nate Clements in the 3rd qtr.
- Tallied 8 tackles and tied a career-high 2 PDs at Min. (9/27).
- Pressured QB Jay Cutler into throwing an INT to S Dashon Goldson vs. Chi. (11/12).
- Set a career high with 11 tackles, while registering a sack and his first career FF at Sea. (12/6).

// 2008

- Posted 57 tackles and 8 sacks. His sack total ranked t-2nd among NFC linebackers and were the most by a 49er since DE/LB Andre Carter's 12.5 in 2002.
- Had a career-high 2 sacks vs. Arz. (9/7).
- Made first start of season vs. Phi. (10/12).
- Notched 5 tackles and 1.5 sacks vs. NYJ (12/7).

// 2007

- Stepped into starting lineup at OLB when Manny Lawson (knee) was injured prior to the third game of season.
- Made first career start at NYG (10/21) and totaled a career-high 7 tackles.
- Recorded 3 tackles and first career sack at Sea. (11/12) when he dropped QB Matt Hasselbeck for a 4-yd. loss in 2nd qtr.

// 2006

- Recorded 5 tackles in 7 games played as a reserve OLB and special teamer before being placed on IR (11/7) with a torn pectoral muscle.
- Played in first career game vs. StL (9/17) after missing most of training camp with a foot injury.

// COLLEGE

Three-year starter on the D-line at Tennessee, finishing his career ranked 5th in school history with 21.0 sacks, topped only by Reggie White (32.0, 1980-83), Leonard Little (28.0, 1995-97), Jonathan Brown (25.0, 1994-97) and Todd Kelly (22.5, 1989-92). Started entire senior season at LDE and earned 2nd-team All-SEC selection by the Associated Press after recording 45 tackles, 3 FFs, 2 FRs and 8.5 sacks.

// PERSONAL

- All-American selection as a senior at Madison Central (Madison, MS) HS. Also a two-time Class 5A all-state and three-time all-metro choice.
- Helped Madison Central to a state title his sophomore season with a 15-0 record.
- Has one sister, Allicyn Rosell.
- Born Parys Sharron Haralson (1/24/84) in Flora, MS.
- Graduated with a degree in criminology.

// INJURY REPORT

2005: Inactive at Arz. (9/10) with a foot injury; Placed on the injured reserve list on 11/7 with a torn pectoral muscle.

2010: Inactive at GB (12/5) with an ankle injury.

HARALSON'S GAME-BY-GAME

| 2006 | | | | | | | | | | | | | | |
|---------------|--------|-----|-----|--|-----------------|----------|----------|------------|------------|----------|----------|----------|----------|----------|
| Date | Opp | W/L | P/S | Tot | Sol | Ast | Sk | Yds | Int | Yds | PD | FF | FR Yds | |
| Sep 10 | at Arz | L | - | - | INACTIVE (Foot) | | | | | | | | | - |
| Sep 17 | StL | W | 1/0 | 0 | 0 | 0 | 0.0 | 0.0 | 0 | 0 | 0 | 0 | 0 | |
| Sep 24 | Phi | L | 1/0 | 0 | 0 | 0 | 0.0 | 0.0 | 0 | 0 | 0 | 0 | 0 | |
| Oct 1 | at KC | L | 1/0 | 1 | 1 | 0 | 0.0 | 0.0 | 0 | 0 | 0 | 0 | 0 | |
| Oct 8 | Oak | W | 1/0 | 1 | 1 | 0 | 0.0 | 0.0 | 0 | 0 | 0 | 0 | 0 | |
| Oct 15 | SD | L | 1/0 | 1 | 1 | 0 | 0.0 | 0.0 | 0 | 0 | 0 | 0 | 0 | |
| Oct 29 | at Chi | L | 1/0 | 1 | 1 | 0 | 0.0 | 0.0 | 0 | 0 | 0 | 0 | 0 | |
| Nov 5 | Min | W | 1/0 | 1 | 1 | 0 | 0.0 | 0.0 | 0 | 0 | 0 | 0 | 0 | |
| | | | | Placed on Injured Reserve on 11/7 (Pectoral) | | | | | | | | | | |
| TOTALS | | | | 7/0 | 5 | 5 | 0 | 0.0 | 0.0 | 0 | 0 | 0 | 0 | 0 |

| 2007 | | | | | | | | | | | | | |
|---------------|--------|-----|-----|--------------|-----------|-----------|-----------|------------|-------------|----------|----------|----------|----------|
| Date | Opp | W/L | P/S | Tot | Sol | Ast | Sk | Yds | Int | Yds | PD | FF | FR Yds |
| Sep 10 | Arz | W | 1/0 | 1 | 1 | 0 | 0.0 | 0.0 | 0 | 0 | 0 | 0 | 0 |
| Sep 16 | at StL | W | 1/0 | 0 | 0 | 0 | 0.0 | 0.0 | 0 | 0 | 0 | 0 | 0 |
| Sep 23 | at Pit | L | 1/0 | 0 | 0 | 0 | 0.0 | 0.0 | 0 | 0 | 0 | 0 | 0 |
| Sep 30 | Sea | L | 1/0 | 0 | 0 | 0 | 0.0 | 0.0 | 0 | 0 | 0 | 0 | 0 |
| Oct 7 | Bal | L | 1/0 | 5 | 2 | 3 | 0.0 | 0.0 | 0 | 0 | 0 | 0 | 0 |
| Oct 21 | at NYG | L | 1/1 | 7 | 4 | 3 | 0.0 | 0.0 | 0 | 0 | 0 | 0 | 0 |
| Oct 28 | NO | L | 1/1 | 4 | 3 | 1 | 0.0 | 0.0 | 0 | 0 | 0 | 0 | 0 |
| Nov 4 | at Atl | L | 1/1 | 6 | 3 | 3 | 0.5 | 3.5 | 0 | 0 | 0 | 0 | 0 |
| Nov 12 | at Sea | L | 1/1 | 3 | 3 | 0 | 1.0 | 4.0 | 0 | 0 | 0 | 0 | 0 |
| Nov 18 | StL | L | 1/1 | 6 | 3 | 3 | 0.5 | 4.0 | 0 | 0 | 0 | 0 | 0 |
| Nov 25 | at Arz | W | 1/1 | 2 | 2 | 0 | 0.5 | 3.5 | 0 | 0 | 0 | 0 | 0 |
| Dec 2 | at Car | L | 1/1 | 4 | 1 | 3 | 0.0 | 0.0 | 0 | 0 | 0 | 0 | 0 |
| Dec 9 | Min | L | 1/1 | 4 | 3 | 1 | 0.0 | 0.0 | 0 | 0 | 0 | 0 | 0 |
| Dec 15 | Cin | W | 1/1 | 2 | 1 | 1 | 0.0 | 0.0 | 0 | 0 | 0 | 0 | 0 |
| Dec 23 | TB | W | 1/1 | 3 | 1 | 2 | 0.0 | 0.0 | 0 | 0 | 0 | 0 | 0 |
| Dec 30 | at Cle | L | 1/1 | 5 | 5 | 0 | 0.0 | 0.0 | 0 | 0 | 0 | 0 | 0 |
| TOTALS | | | | 16/11 | 52 | 32 | 20 | 2.5 | 15.0 | 0 | 0 | 0 | 0 |



HARALSON'S GAME-BY-GAME

| 2008 | | | | | | | | | | | | | |
|---------------|--------|-----|--------------|-----------|-----------|-----------|------------|-------------|----------|----------|----------|----------|------------|
| Date | Opp | W/L | P/S | Tot | Sol | Ast | Sk | Yds | Int | Yds | PD | FF | FR Yds |
| Sep 7 | Arz | L | 1/0 | 4 | 4 | 0 | 2.0 | 14.0 | 0 | 0 | 0 | 0 | 0 |
| Sep 14 | at Sea | W | 1/0 | 1 | 0 | 1 | 0.0 | 0.0 | 0 | 0 | 0 | 0 | 0 |
| Sep 21 | Det | W | 1/0 | 2 | 1 | 1 | 1.0 | 6.0 | 0 | 0 | 0 | 0 | 0 |
| Sep 28 | at NO | L | 1/0 | 3 | 2 | 1 | 0.0 | 0.0 | 0 | 0 | 0 | 0 | 0 |
| Oct 5 | NE | L | 1/0 | 3 | 1 | 2 | 0.5 | 3.0 | 0 | 0 | 0 | 0 | 0 |
| Oct 12 | Phi | L | 1/1 | 4 | 3 | 1 | 0.0 | 0.0 | 0 | 0 | 1 | 0 | 0 |
| Oct 19 | at NYG | L | 1/0 | 1 | 0 | 1 | 0.0 | 0.0 | 0 | 0 | 1 | 0 | 0 |
| Oct 26 | Sea | L | 1/1 | 5 | 3 | 2 | 0.0 | 0.0 | 0 | 0 | 0 | 0 | 0 |
| Nov 10 | at Arz | L | 1/1 | 5 | 2 | 3 | 0.0 | 0.0 | 0 | 0 | 0 | 0 | 0 |
| Nov 16 | StL | W | 1/1 | 3 | 3 | 0 | 1.0 | 6.0 | 0 | 0 | 0 | 1 | 0 |
| Nov 23 | at Dal | L | 1/1 | 1 | 0 | 1 | 0.0 | 0.0 | 0 | 0 | 0 | 0 | 0 |
| Nov 30 | at Buf | W | 1/1 | 5 | 3 | 2 | 1.0 | 3.0 | 0 | 0 | 0 | 0 | 0 |
| Dec 7 | NYJ | W | 1/1 | 5 | 4 | 1 | 1.5 | 5.0 | 0 | 0 | 0 | 0 | 0 |
| Dec 14 | at Mia | L | 1/1 | 4 | 3 | 1 | 0.0 | 0.0 | 0 | 0 | 0 | 0 | 0 |
| Dec 21 | at StL | W | 1/1 | 6 | 3 | 3 | 1.0 | 8.0 | 0 | 0 | 0 | 0 | 0 |
| Dec 28 | Was | W | 1/1 | 5 | 3 | 2 | 0.0 | 0.0 | 0 | 0 | 0 | 0 | 0 |
| TOTALS | | | 16/10 | 57 | 35 | 22 | 8.0 | 45.0 | 0 | 0 | 2 | 0 | 1 0 |

| 2010 | | | | | | | | | | | | | |
|---------------|--------|-----|--------------|-----------|-----------|-----------|------------------|-------------|----------|----------|----------|----------|------------|
| Date | Opp | W/L | P/S | Tot | Sol | Ast | Sk | Yds | Int | Yds | PD | FF | FR Yds |
| Sep 12 | at Sea | L | 1/1 | 6 | 2 | 4 | 0.0 | 0.0 | 0 | 0 | 0 | 0 | 0 |
| Sep 20 | NO | L | 1/1 | 6 | 2 | 4 | 0.0 | 0.0 | 0 | 0 | 0 | 0 | 0 |
| Sep 26 | at KC | L | 1/1 | 2 | 1 | 1 | 0.0 | 0.0 | 0 | 0 | 0 | 0 | 0 |
| Oct 3 | at Atl | L | 1/1 | 7 | 5 | 2 | 2.0 | 10.0 | 0 | 0 | 0 | 0 | 0 |
| Oct 10 | Phi | L | 1/1 | 3 | 2 | 1 | 0.0 | 0.0 | 0 | 0 | 0 | 0 | 1 0 |
| Oct 17 | Oak | W | 1/1 | 3 | 1 | 2 | 1.0 | 10.0 | 0 | 0 | 0 | 0 | 0 0 |
| Oct 24 | at Car | L | 1/1 | 8 | 2 | 6 | 0.0 | 0.0 | 0 | 0 | 0 | 0 | 1 0 |
| Oct 31 | Den | W | 1/1 | 1 | 1 | 0 | 0.0 | 0.0 | 0 | 0 | 0 | 0 | 0 0 |
| Nov 14 | StL | W | 1/1 | 6 | 2 | 4 | 1.0 | 8.0 | 0 | 0 | 0 | 0 | 0 0 |
| Nov 21 | TB | L | 1/1 | 5 | 3 | 2 | 0.0 | 0.0 | 0 | 0 | 0 | 0 | 0 0 |
| Nov 29 | at Arz | W | 1/1 | 2 | 1 | 1 | 0.0 | 0.0 | 0 | 0 | 0 | 0 | 0 0 |
| Dec 5 | at GB | L | - | - | - | - | INACTIVE (Ankle) | | | | - | - | - |
| Dec 12 | Sea | W | 1/1 | 2 | 0 | 2 | 0.0 | 0.0 | 0 | 0 | 0 | 0 | 0 0 |
| Dec 16 | at SD | L | 1/1 | 9 | 4 | 5 | 0.0 | 0.0 | 0 | 0 | 0 | 0 | 0 0 |
| Dec 26 | at StL | L | 1/1 | 5 | 4 | 1 | 0.0 | 0.0 | 0 | 0 | 0 | 0 | 0 0 |
| Jan 2 | Arz | W | 1/1 | 4 | 3 | 1 | 0.0 | 0.0 | 0 | 0 | 0 | 0 | 0 0 |
| TOTALS | | | 15/15 | 69 | 33 | 36 | 4.0 | 28.0 | 0 | 0 | 0 | 0 | 2 0 |

| 2009 | | | | | | | | | | | | | |
|---------------|--------|-----|--------------|-----------|-----------|-----------|------------|-------------|----------|----------|----------|----------|------------|
| Date | Opp | W/L | P/S | Tot | Sol | Ast | Sk | Yds | Int | Yds | PD | FF | FR Yds |
| Sep 13 | at Arz | W | 1/1 | 4 | 3 | 1 | 1.0 | 6.0 | 0 | 0 | 0 | 0 | 0 |
| Sep 20 | Sea | W | 1/1 | 2 | 2 | 0 | 0.0 | 0.0 | 0 | 0 | 0 | 0 | 0 |
| Sep 27 | at Min | L | 1/1 | 8 | 2 | 6 | 0.0 | 0.0 | 0 | 0 | 1 | 0 | 0 |
| Oct 4 | StL | W | 1/1 | 3 | 3 | 0 | 0.0 | 0.0 | 0 | 0 | 0 | 0 | 0 |
| Oct 11 | Atl | L | 1/1 | 4 | 3 | 1 | 0.0 | 0.0 | 0 | 0 | 0 | 0 | 0 |
| Oct 25 | at Hou | L | 1/1 | 2 | 1 | 1 | 0.0 | 0.0 | 0 | 0 | 0 | 0 | 0 |
| Nov 1 | at Ind | L | 1/1 | 2 | 1 | 1 | 0.0 | 0.0 | 0 | 0 | 0 | 0 | 0 |
| Nov 8 | Ten | L | 1/1 | 4 | 4 | 0 | 0.0 | 0.0 | 0 | 0 | 0 | 0 | 0 |
| Nov 12 | Chi | W | 1/1 | 4 | 1 | 3 | 0.0 | 0.0 | 0 | 0 | 0 | 0 | 0 |
| Nov 22 | at GB | L | 1/1 | 4 | 3 | 1 | 1.0 | 12.0 | 0 | 0 | 0 | 0 | 0 |
| Nov 29 | Jax | W | 1/1 | 7 | 2 | 5 | 1.5 | 12.0 | 0 | 0 | 0 | 0 | 0 |
| Dec 6 | at Sea | L | 1/1 | 11 | 4 | 7 | 1.0 | 2.0 | 0 | 0 | 0 | 0 | 0 |
| Dec 14 | Arz | W | 1/1 | 3 | 2 | 1 | 0.0 | 0.0 | 0 | 0 | 0 | 0 | 1 0 |
| Dec 20 | at Phi | L | 1/1 | 4 | 3 | 1 | 0.0 | 0.0 | 0 | 0 | 0 | 0 | 0 |
| Dec 27 | Det | W | 1/1 | 3 | 2 | 1 | 0.0 | 0.0 | 0 | 0 | 0 | 0 | 0 |
| Jan 3 | at StL | W | 1/1 | 8 | 6 | 2 | 0.5 | 3.0 | 0 | 0 | 1 | 0 | 0 |
| TOTALS | | | 16/16 | 73 | 42 | 31 | 5.0 | 35.0 | 0 | 0 | 2 | 0 | 1 0 |



13

JOE HASTINGS

| WIDE RECEIVER



6-0 | 185 | WASHBURN | ROOKIE | BORN 05.05.87 | WICHITA, KS
ACQUIRED FA IN '11 | BISHOP CAROLL HS, WICHITA, KS

Joe Hastings made quite the impression during training camp practices after the 49ers signed him as an undrafted rookie after the lockout lifted. His good hands along with his ability to contribute on special teams, make him a viable receiver. Hastings flew under the radar during his time at Washburn University in Topeka, KA. He led the conference in receiving as a senior with 87 receipts. for 1,546 yds., both school records. He also had 15 TD receipts., averaging 128.8 yds. a game and 17.8 yds. per catch.

// 2011 HIGHLIGHTS

- Made his NFL debut at StL (1/1/12).

// GOLDMINE

- Volunteering at the local Children's Mercy Hospital this season with teammate LB Blake Costanzo has been a lasting memory for Hastings. "Seeing the looks on all the kids' faces was priceless," noted Hastings. "As some of them were unable to be outside for months at a time due to their illness, playing with them and especially seeing them laugh and smile, was a great experience." It's not uncommon to see the rookie wide receiver volunteering at team events or during his personal time. "To be able to bring a little brightness to somebody's life is a blessing," added Hastings. That is why Hastings has participated in nearly every community relations event since the start of training camp.

HASTINGS' GAME-BY-GAME

| 2011 | | | | | | | | |
|--|--------|-----|------------|----------------|----------|------------|----------|----------|
| Date | Opp | W/L | P/S | Rec | Yds | Avg | Lg | TD |
| Sep 11 | Sea | W | | PRACTICE SQUAD | | | | |
| Sep 18 | Dal | L | | PRACTICE SQUAD | | | | |
| Sep 25 | at Cin | W | | PRACTICE SQUAD | | | | |
| Oct 2 | at Phi | W | | PRACTICE SQUAD | | | | |
| Oct 9 | TB | W | | PRACTICE SQUAD | | | | |
| Oct 16 | at Det | W | | PRACTICE SQUAD | | | | |
| Oct 30 | Cle | W | | PRACTICE SQUAD | | | | |
| Nov 6 | at Was | W | | PRACTICE SQUAD | | | | |
| Nov 13 | NYG | W | | PRACTICE SQUAD | | | | |
| Nov 20 | Arz | W | | PRACTICE SQUAD | | | | |
| Nov 24 | at Bal | L | | PRACTICE SQUAD | | | | |
| Dec 4 | StL | W | | PRACTICE SQUAD | | | | |
| Dec 11 | at Arz | L | | PRACTICE SQUAD | | | | |
| Dec 19 | Pit | W | | PRACTICE SQUAD | | | | |
| Dec 24 | at Sea | W | | PRACTICE SQUAD | | | | |
| PROMOTED TO ACTIVE ROSTER ON 12/31/11 | | | | | | | | |
| Jan 1 | at StL | W | 1/0 | 0 | 0 | 0.0 | 0 | 0 |
| TOTALS | | | 1/0 | 0 | 0 | 0.0 | 0 | 0 |
| 2011 Postseason | | | | | | | | |
| Date | Opp | W/L | P/S | Rec | Yds | Avg | Lg | TD |
| Jan 14 | NO | W | - | INACTIVE | - | - | - | - |
| Jan 22 | NYG | | | | | | | |
| TOTALS | | | 1/0 | 0 | 0 | 0.0 | 0 | 0 |

HASTINGS' CAREER STATISTICS

| YEAR | TEAM | GP | GS | RECEIVING | | | | | RUSHING | | | | | |
|---------------|------|----------|----------|-----------|----------|------------|----------|----------|----------|----------|----------|------------|----------|----------|
| | | | | NO | YDS | AVG | LG | TD | ATT | YDS | AVG | LG | TD | |
| 2011 | SF | 1 | 0 | 0 | 0 | 0.0 | 0 | 0 | 0 | 0 | 0 | 0.0 | 0 | 0 |
| TOTALS | | 1 | 0 | 0 | 0 | 0.0 | 0 | 0 | 0 | 0 | 0 | 0.0 | 0 | 0 |
| PLAYOFFS | | | | | | | | | | | | | | |
| YEAR | TEAM | GP | GS | RECEIVING | | | | | RUSHING | | | | | |
| | | | | NO | YDS | AVG | LG | TD | ATT | YDS | AVG | LG | TD | |
| 2011 | SF | 0 | 0 | 0 | 0 | 0.0 | 0 | 0 | 0 | 0 | 0 | 0.0 | 0 | 0 |
| TOTALS | | 0 | 0 | 0 | 0 | 0.0 | 0 | 0 | 0 | 0 | 0 | 0.0 | 0 | 0 |

Milestones:

NFL Debut: at StL (1/1/12)

**// TRANSACTIONS**

Originally signed as an undrafted free agent with SF on 7/27/11... Signed to active roster from practice squad on 12/31/11.

// COLLEGE

Hastings led the Mid-America Intercollegiate Athletics Association (MIAA) in receiving yds. as a senior with 1,546 while recording 87 receipts., both single season records at Washburn. Hastings averaged 128.8 yds. per contest and was second in the conference in receipts. per game at 7.3. In 2009 he recorded four catches for 96 yds. including 1 TD. He also notched two kickoff returns for 28 yds. and one tackle on special teams. He missed the final nine games with a knee injury. Finished second on the team in receiving yds. with 312 yds., playing in all 11 games in 2008. He led the team in yds. per receipt. with a 16.4 average and was tied for second on team with 19 catches. In 2007 he played in seven games and recorded nine receipts. for 79 yds. He appeared in three games in 2006, but did not have a receipt. prior to suffering season-ending knee injury. He sat out the 2005 season as a redshirt.

// PERSONAL

- Walk-on at Washburn University (Wichita, KS), earning second team all-MIAA pick as a senior.
- Double majored in finance and business with a minor in media studies.
- Named to the MIAA Academic Honor Roll every year at Washburn.
- Born in Wichita, KA on May 5, 1987.



41

CURTIS HOLCOMB

| CORNERBACK



5-10 | 190 | FLORIDA A&M | ROOKIE | BORN 9.3.88 | MIAMI, FL
ACQUIRED D-7C IN '11 | MIAMI SOUTHRIDGE HS, MIAMI, FL

With good movement and ball skills, Curtis Holcomb was regarded as a shut down corner at Florida A&M. A third-team All-America selection in 2010, he posted 12 INTs in 37 career starts with the Rattlers. The oldest of 8 children, Holcomb was a natural leader at Florida A&M, being named a four-time team captain.

// TRANSACTIONS

Originally the third of three 7th-round (250th overall) draft choices by SF in 2011. Placed on Injured Reserve on 8/7/11 (leg).

// GOLDMINE

- Holcomb refused to allow his season-ending injury derail him from accomplishing personal goals in his first year in the professional ranks.. While on IR, he completed his degree at Florida A&M and walked in December. "It was overwhelming," Holcomb said. "My family came up and it was a big thing. The school president talked to me for five minutes on stage, too." Holcomb was slated to walk across the graduation stage over the summer, but once the NFL's offseason work stoppage subsided, Holcomb had to postpone his involvement in the ceremony. "I thank everybody here (49ers) for allowing me to go there and do that. This is a great organization. I love this place."

// COLLEGE

Played in 45 games (37 starts) and registered 161 tackles, 12 INTs, 7 TFLs, FR (returned for a TD), 25 PDs and 3 blocked kicks. As a senior, was a third-team All-American selection and second-team All-MEAC honoree. Played in 11 games (8 starts) and notched 41 tackles, 3 INTs, 1.5 TFLs and 4 PDs. In 2009, started all 11 games and earned second-team All-MEAC honors. Recorded 35 tackles, 2 INTs, 1.5 TFLs and 3 PDs. As a sophomore, played in 12 games (10 starts), earning first-team All-MEAC honors and was an honorable mention All-American selection from The NFL Draft Report. Registered 40 tackles, 5 INTs, FR (returned for a TD) and 13 PDs. In 2007, played in all 11 games, recording 45 tackles, 2 INTs, 3.5 TFLs and 5 PDs.

// PERSONAL

- Attended Miami Southridge (Miami, FL) HS, earning all-Dade County honors.
- As a senior, registered 45 tackles, 3 INTs, 3 TFLs and 5 PDs to go along with 6 blocked kicks.
- Earned all-Dade County honors in track.
- Has seven siblings; Shada (20), Wendell (18), Michael (16), Casena (13), Brandon (13) Natari (12) and Shakeyla (3).
- Born Curtis Eugene Holcomb (9/3/88) in Miami, FL.
- Majored in accounting.

A SCOUT'S VIEW

"He's from a smaller school and a little unknown. But at his pro day, he had a real good workout. What we're looking for is the quickness. I don't know that anybody in our building has ever heard of it, a guy who's been a four-time captain at the college level. He's all about football. He's a very smart young man and competitive." - 49ers General Manager Trent Baalke



KENDALL HUNTER

| RUNNING BACK



5-7 | 199 | OKLAHOMA ST | ROOKIE | BORN 9.16.88 | TYLER, TX
ACQUIRED D-4 IN '11 | JOHN TYLER HS, TYLER, TX

Despite his compact stature, Kendall Hunter has cat-like slippery moves, great open field acceleration and the strong leg drive necessary to break tackles. The first-team All-American ranks 5th in Big 12 history with 4,181 career rushing yards and became just the fourth running back in Oklahoma State history to rush for over 1,500 in two seasons.

// 2011 HIGHLIGHTS

- Made NFL debut vs. Sea. (9/11), recording 2 carries for 4 yds.
- Broke several tackles in his first career kickoff return for 43 yds. in the 3rd qtr. vs. Dal. (9/18).
- Notched his first career TD on a 7-yd. run late in the 4th qtr. to give the 49ers a 10-6 lead. He finished the day with 9 carries for 26 yds. a 1 TD.
- Made his first career start at Phi. (10/2), becoming the first rookie RB to start a game for the 49ers since Glen Coffee in 2009 (vs. Atl. - 10/11). Caught 2 passes for 62 yds., while carrying 9 times for 38 yds. in come-from-behind 24-23 win.
- Had a career-high 65 rushing yds. vs. TB (10/9), including a career-long 44-yd. rush.
- Scored his second career rushing TD on a 17-yd. run, following CB Carlos Rogers' INT in the 4th qtr. vs. NYG (11/13).
- Set a career-high with 76 rushing yds. on 16 carries at StL (1/1/12), including 75 yds. from 3 KR.

HUNTER'S GAME-BY-GAME

2011 (Rushing)

| Date | Opp | W/L | P/S | Rsh | Yds | Avg | Lg | TD | Rec | Yds | TD |
|---------------|--------|-----|-------------|------------|------------|------------|-----------|----------|-----------|------------|----------|
| Sep 11 | Sea | W | 1/0 | 2 | 4 | 2.0 | 2 | 0 | 0 | 0 | 0 |
| Sep 18 | Dal | L | 1/0 | 0 | 0 | 0.0 | 0 | 0 | 0 | 0 | 0 |
| Sep 25 | at Cin | W | 1/0 | 9 | 26 | 2.9 | 11 | 1 | 2 | 12 | 0 |
| Oct 2 | at Phi | W | 1/1 | 9 | 38 | 4.2 | 14 | 0 | 2 | 62 | 0 |
| Oct 9 | TB | W | 1/0 | 9 | 65 | 7.2 | 44 | 0 | 0 | 0 | 0 |
| Oct 16 | at Det | W | 1/0 | 8 | 33 | 4.1 | 9 | 0 | 0 | 0 | 0 |
| Oct 30 | Cle | W | 1/0 | 3 | 26 | 8.7 | 26 | 0 | 0 | 0 | 0 |
| Nov 6 | at Was | W | 1/0 | 8 | 25 | 3.1 | 8 | 0 | 0 | 0 | 0 |
| Nov 13 | NYG | W | 1/0 | 6 | 40 | 6.7 | 17t | 1 | 1 | 4 | 0 |
| Nov 20 | Arz | W | 1/0 | 11 | 27 | 2.5 | 9 | 0 | 1 | 15 | 0 |
| Nov 24 | at Bal | L | 1/0 | 4 | 14 | 3.5 | 9 | 0 | 1 | 13 | 0 |
| Dec 4 | StL | W | 1/0 | 5 | 4 | 0.8 | 4 | 0 | 2 | 24 | 0 |
| Dec 11 | at Arz | L | 1/0 | 8 | 20 | 2.5 | 6 | 0 | 2 | 19 | 0 |
| Dec 19 | Pit | W | 1/0 | 2 | 2 | 1.0 | 2 | 0 | 2 | 24 | 0 |
| Dec 24 | at Sea | W | 1/0 | 12 | 73 | 6.1 | 24 | 0 | 1 | 11 | 0 |
| Jan 1 | at StL | W | 1/0 | 16 | 76 | 4.8 | 13 | 0 | 2 | 11 | 0 |
| TOTALS | | | 16/1 | 112 | 473 | 4.2 | 44 | 2 | 16 | 195 | 0 |

2011 Postseason (Rushing)

| Date | Opp | W/L | P/S | Rsh | Yds | Avg | Lg | TD | Rec | Yds | TD |
|---------------|-----|-----|------------|----------|-----------|------------|-----------|----------|----------|-----------|----------|
| Jan 14 | NO | W | 1/0 | 6 | 23 | 3.8 | 11 | 0 | 1 | 13 | 0 |
| Jan 22 | NYG | | | | | | | | | | |
| TOTALS | | | 1/0 | 6 | 23 | 3.8 | 11 | 0 | 1 | 13 | 0 |

2011 (Returning)

| Date | Opp | KR | Yds | Avg | Lg | TD | PR | FC | Yds | Avg | Lg | TD |
|---------------|--------|----------|------------|-------------|-----------|----------|----------|----------|----------|------------|----------|----------|
| Sep 11 | Sea | 0 | 0 | 0.0 | 0 | 0 | 0 | 0 | 0 | 0.0 | 0 | 0 |
| Sep 18 | Dal | 1 | 43 | 43.0 | 43 | 0 | 0 | 0 | 0 | 0.0 | 0 | 0 |
| Sep 25 | at Cin | 0 | 0 | 0.0 | 0 | 0 | 0 | 0 | 0 | 0.0 | 0 | 0 |
| Oct 2 | at Phi | 1 | 16 | 16.0 | 16 | 0 | 0 | 0 | 0 | 0.0 | 0 | 0 |
| Oct 9 | TB | 1 | 22 | 22.0 | 22 | 0 | 0 | 0 | 0 | 0.0 | 0 | 0 |
| Oct 16 | at Det | 0 | 0 | 0.0 | 0 | 0 | 0 | 0 | 0 | 0.0 | 0 | 0 |
| Oct 30 | Cle | 0 | 0 | 0.0 | 0 | 0 | 0 | 0 | 0 | 0.0 | 0 | 0 |
| Nov 6 | at Was | 0 | 0 | 0.0 | 0 | 0 | 0 | 0 | 0 | 0.0 | 0 | 0 |
| Nov 13 | NYG | 0 | 0 | 0.0 | 0 | 0 | 0 | 0 | 0 | 0.0 | 0 | 0 |
| Nov 20 | Arz | 0 | 0 | 0.0 | 0 | 0 | 0 | 0 | 0 | 0.0 | 0 | 0 |
| Nov 24 | Bal | 0 | 0 | 0.0 | 0 | 0 | 0 | 0 | 0 | 0.0 | 0 | 0 |
| Dec 4 | StL | 0 | 0 | 0.0 | 0 | 0 | 0 | 0 | 0 | 0.0 | 0 | 0 |
| Dec 11 | at Arz | 0 | 0 | 0.0 | 0 | 0 | 0 | 0 | 0 | 0.0 | 0 | 0 |
| Dec 19 | Pit | 0 | 0 | 0.0 | 0 | 0 | 0 | 0 | 0 | 0.0 | 0 | 0 |
| Dec 24 | at Sea | 0 | 0 | 0.0 | 0 | 0 | 0 | 0 | 0 | 0.0 | 0 | 0 |
| Jan 1 | at StL | 3 | 75 | 25.0 | 29 | 0 | 0 | 0 | 0 | 0.0 | 0 | 0 |
| TOTALS | | 6 | 156 | 26.0 | 43 | 0 | 0 | 0 | 0 | 0.0 | 0 | 0 |

2011 Postseason (Returning)

| Date | Opp | KR | Yds | Avg | Lg | TD | PR | FC | Yds | Avg | Lg | TD |
|---------------|-----|----------|-----------|-------------|-----------|----------|----------|----------|----------|------------|----------|----------|
| Jan 14 | NO | 1 | 25 | 25.0 | 25 | 0 | 0 | 0 | 0 | 0.0 | 0 | 0 |
| Jan 22 | NYG | | | | | | | | | | | |
| TOTALS | | 1 | 25 | 25.0 | 25 | 0 | 0 | 0 | 0 | 0.0 | 0 | 0 |



HUNTER'S CAREER STATISTICS

| YEAR | TEAM | GP | GS | RUSHING | | | | | RECEIVING | | | | |
|---------------|------|-----------|----------|------------|------------|------------|-----------|----------|-----------|------------|-------------|-----------|----------|
| | | | | ATT | YDS | AVG | LG | TD | NO | YDS | AVG | LG | TD |
| 2011 | SF | 16 | 1 | 112 | 473 | 4.2 | 44 | 2 | 16 | 195 | 12.2 | 44 | 0 |
| TOTALS | | 16 | 1 | 112 | 473 | 4.2 | 44 | 2 | 16 | 195 | 12.2 | 44 | 0 |

| YEAR | TEAM | KICKOFF RETURNS | | | | | PUNT RETURNS | | | | | |
|---------------|------|-----------------|------------|-------------|-----------|----------|--------------|----------|----------|------------|----------|----------|
| | | NO | YDS | AVG | LG | TD | NO | FC | YDS | AVG | LG | TD |
| 2011 | SF | 6 | 156 | 26.0 | 43 | 0 | 0 | 0 | 0 | 0.0 | 0 | 0 |
| TOTALS | | 6 | 156 | 26.0 | 43 | 0 | 0 | 0 | 0 | 0.0 | 0 | 0 |

PLAYOFFS

| YEAR | TEAM | GP | GS | RUSHING | | | | | RECEIVING | | | | |
|---------------|------|----------|----------|----------|-----------|------------|-----------|----------|-----------|-----------|-------------|-----------|----------|
| | | | | ATT | YDS | AVG | LG | TD | NO | YDS | AVG | LG | TD |
| 2011 | SF | 1 | 0 | 6 | 23 | 3.8 | 11 | 0 | 1 | 13 | 13.0 | 13 | 0 |
| TOTALS | | 1 | 0 | 6 | 23 | 3.8 | 11 | 0 | 1 | 13 | 13.0 | 13 | 0 |

| YEAR | TEAM | KICKOFF RETURNS | | | | | PUNT RETURNS | | | | | |
|---------------|------|-----------------|-----------|-------------|-----------|----------|--------------|----------|----------|------------|----------|----------|
| | | NO | YDS | AVG | LG | TD | NO | FC | YDS | AVG | LG | TD |
| 2011 | SF | 1 | 25 | 25.0 | 25 | 0 | 0 | 0 | 0 | 0.0 | 0 | 0 |
| TOTALS | | 1 | 25 | 25.0 | 25 | 0 | 0 | 0 | 0 | 0.0 | 0 | 0 |

Milestones:

NFL Debut: vs. Sea. (9/11/11); **First Start:** at Phi. (10/2/11); **First Rushing TD:** at Cin. (9/25/11 – 7 yd. run)

HUNTER'S CAREER HIGHS

Rushes: 16 at StL (1/1/12)
Rushing Yards: 76 at StL (1/1/12)
Long Rush: 44 vs. TB (10/9/11)

Receptions: 2 (6 times) Last at StL (1/1/12)
Receiving Yards: 62 at Phi. (10/2/11)
Long Receptions: 44 at Phi. (10/2/11)



// TRANSACTIONS

Originally a 4th-round (115th overall) draft choice by SF in 2011.

// COLLEGE

Played in 46 games (23 starts) for the Cowboys and rushed for 4,181 yds. and 37 TDs on 708 carries. Also added 63 receipts. for 519 yds. and 2 TDs in his career. His 4,181 rushing yds. ranks 4th in school history behind only Thurman Thomas (4,595; 1984-87), Terry Miller (4,581; 1974-77) and David Thompson (4,314; 1993-96). As a senior, received first-team All-American honors from the Walter Camp Foundation, American Football Coaches Association and AP, while finishing second for the AP Big 12 Player of the Year Award. Played in 13 games (12 starts) and rushed for 1,548 yds. and 16 TDs on 271 carries. Also added 20 receipts. for 101 yds. and 5 KORs for 87 yds. Finished second in the Big 12 and ranked 9th in the nation with an avg. of 119.1 yds./gm. Eclipsed the 100-yd. plateau in 9 games, including two, 200-yd. games. In 2009, played in 8 games (2 starts), registering 83 carries for 382 yds. and 2 TDs. Was hampered with a nagging ankle injury for most of the season. As a sophomore, became Oklahoma State's first All-American running back since RB Gerald Hudson in 1990, and joined teammate WR Dez Bryant as the first Cowboys sophomore position players to be named All-American since RB Thurman Thomas in 1985. Was an All-Big 12 first-team selection and the OSU academic achievement award winner. Started all 13 games, leading the Big 12 and ranking 7th in the nation with an avg. of 119.6 yds./gm. on the ground. Recorded 241 carries for 1,555 yds. (6.5 avg.) and 16 TDs, while adding 22 receipts. for 198 yds. and 2 TDs. In 2007, was a Freshman All-Big 12 selection by *The Sporting News*. Rushed for 696 yds. and 4 TDs. on 107 carries.

// PERSONAL

- Attended John Tyler (Tyler, TX) HS and was rated as the 40th best running back in the nation. Also named to Texas Football's "Texas Top 20" squad and earned a three-star rating from Scout.com
- Finished his prep career with 2,799 yds. rushing and 32 TDs. Earned All-East Texas First-Team honors and second-team all-state as a senior.
- Two-time winner of the Oklahoma State academic achievement award and Academic All-Big 12 honors.
- Born Kendall Hunter (9/16/88) in Tyler, TX.
- Majored in education.

THE SCOUTING REPORT

"This is a guy we feel can run the power game, can run between the tackles, can get out on the edges, can pass protect, can come out of the backfield and catch the football, can return kicks (and) can play on coverage teams, if we ask him to. We like the way he finishes his runs. He's got very good (functional) speed. We love his feet, his vision and love the fact he can step through tackles. We like the guy's versatility. And he's a football player. He loves the game (and) is passionate about it." - **49ers General Manager Trent Baalke**



MIKE
IUPATI
| GUARD



6-5 | 331 | IDAHO | 2ND YEAR | BORN 5.12.87 | AMERICAN SAMOA
ACQUIRED D-1B IN '10 | WESTERN HS, ANAHIEM, CA

Selected 17th overall in the 2010 NFL Draft, Mike Iupati showcased his rare combination of size and athleticism as he was named the team's starting left guard during training camp. He and fellow lineman, Anthony Davis, became two of just 14 rookies to start every game in 2010. A mild and polite native of American Samoa off the field, Iupati plays with a mean streak that is essential for offensive linemen. Following his rookie season, Iupati was named to *The Sporting News* and PFW/PFWA All-Rookie teams. He was the first 49er to be named to an All-Rookie team since LB Patrick Willis in 2007.

// 2011 AWARDS & HONORS

- Madden Most Valuable Protectors Award (Week 5)
- Mid-Season All-Pro by Pro Football Weekly's Eric Edholm

// 2011 HIGHLIGHTS

- Iupati and the 49ers offensive line did not allow a sack on 20 pass atts. by QB Alex Smith vs. Sea. (9/11). The last time the 49ers did not allow a sack was vs. Den. (10/31/10).
- Helped 49ers accumulate 442 yds. of offense in come-from-behind victory at Phi. (10/2), which included 164 yds. on the ground.
- Iupati and the offensive line were awarded the Madden Most Valuable Protectors Award for Week 5. They helped the 49ers offense rush for 213 yds. on the ground while not allowing a sack vs. TB (10/9), marking the first time since 12/14/06 at Sea. that the team rushed for over 200 yds. and did not allow a sack.

IUPATI'S CAREER STATISTICS

GAMES/STARTS – 32/32; 2010 (16/16), 2011 (16/16)

POSTSEASON GAMES/STARTS – 1/1; 2011 (1/1)

Milestones:

NFL Debut: at Sea. (9/12/10); **First Start:** at Sea. (9/12/10)

- Supported the 49ers offense in rushing for 203 yds. at Det. (10/16), marking the first time the team has rushed for over 200 yds. in back-to-back games (10/9 vs. TB, 213 yds.) since 12/6/98 at Car. (236 yds.) and 12/14/98 vs. Det. (328 yds.).
- Aided the 49ers offense in reaching 253 yds. in the 1st half vs. Cle. (10/30), which is the most net yds. gained by the 49ers in the 1st half and 2nd highest total in either half this season (10/2 - 289 yds. at Phi.).
- Part of an offensive line that helped pave the way for RB Frank Gore to gain 100+ rush yds. on the ground in 5 consecutive games, setting a new franchise record.
- Helped the 49ers offense hold the ball for 44:16 while not allowing a sack vs. Arz. (11/20), marking the highest time of possession for the team since 11/3/02 at Oak. (44:33 - 49ers 23, Raiders 20).
- Iupati and the offensive line prevented QB Alex Smith from getting sacked in 20-3 win on MNF vs. Pit. (12/19).

// GOLDMINE

- After being born and raised in American Samoa, Mike and his family left all of their belongings and moved to California when he was 14 years old. The family moved in with Mike's aunt and uncle, where they lived for a year before settling in Orange County. Mike only knew part of the English language and really had to work extra hard to learn the language in school. "It was hard. We spoke English in school, but when I got home we spoke Samoan. We didn't have the comfort of speaking English for about 2-3 years."
- Mike's brother did all of the tattoos on his arm and leg. All of the art on his body is reflective of Samoan culture. "Some of them are Fala, the centipede, the waves, the ocean, fish. It goes back to what we normally use." The lion on his leg was artwork that Mike liked and asked his brother to put a Polynesian design around it.
- Although Mike has not lived in American Samoa for several years, his mother will never let him forget his culture. "My mom was tough on us, but it's discipline. That's why a lot of Polynesians are disciplined when they come to the U.S. You have to always respect your elders. It's our culture."



// TRANSACTIONS

Originally the second of two 1st-round (17th overall) draft choices by SF in 2010.

// AWARDS & HONORS

2010: *The Sporting News* – 2010 All-Rookie Team, *PFW/PFWA* All-Rookie Team

// 2010

- Along with T Anthony Davis, became just the 3rd set of rookies to start every game on the offensive line since the 16-game schedule was instituted in 1978 (T Adam Meadows and T Tarik Glenn in 1997 with Ind. & C Nick Mangold and T D'Brickshaw Ferguson in 2006 with NYJ).
- Along with RT Anthony Davis, the duo became just the 4th set of rookies to start on the offensive line on opening day in franchise history, and the first since 1958.
- Part of an offensive line that did not allow a sack on 32 pass atts. by QB Alex Smith vs. NO (9/20) and 19 pass atts. by QB Troy Smith vs. Den. (10/31).
- Started at G at Arz. (11/29) as the offense rushed for a season-high 261 yds., while recording a season-high 26 first downs.

// COLLEGE

A three-year starter at Idaho, played in 35 games (33 starts) in his career. Started all 13 games at LG as a senior and became just the second non-BCS player to be named a finalist for the Outland Trophy since the award's inception in 1946 (Willie Roaf, Louisiana Tech - 1992). Also earned All-American first-team honors by the *NFL Draft Report*, Walter Camp Football Foundation, The American Football Coaches Association, Football Writers of America, Associated Press and *Sports Illustrated*. In addition, was named first-team All-WAC and was the only active member to be named to the WAC's All-Decade team. Helped lead the Vandals to their first winning season since 1999 and paved the way for an offense that ranked 9th in the nation in total offense (451.4 ypg). As a junior, started the final eight games at LG on his way to earning All-WAC first-team honors by the NFL Draft Report. Started all 12 games at LG as a sophomore in 2007 after serving in a reserve role as a freshman.

// PERSONAL

- Attended Western (Anaheim, CA) HS where he was a captain and played on both sides of the ball, receiving all-state and all-conference honors as a senior.
- Competed on the school's wrestling and track teams.
- Younger brother, Andrew, is a defensive tackle for the University of Oregon.
- Was a high school teammate of DT Fili Moala, who was selected in the 2nd round of the 2009 NFL Draft by the Indianapolis Colts.
- Born Michael Iupati (5/12/87) in American Samoa.
- Graduated with a degree in general studies.



95

**RICKY
JEAN FRANCOIS
| DEFENSIVE TACKLE**



6-3 | 295 | LOUISIANA ST. | 3RD YEAR | BORN 11.23.86 | MIAMI GARDENS, FL
ACQUIRED D-7B IN '09 | CAROL CITY SENIOR HS, MIAMI GARDENS, FL

Ricky Jean Francois is a versatile defender who is able to lineup at all three of the 49ers defensive line positions. A seventh round draft choice in the 2009 NFL Draft, Jean Francois saw extensive action in the defensive line rotation in 2010, posting a career-high 23 tackles, 1.0 sack and 1 FF. Coming from Haitian decent, Jean Francois has worked to help rebuild Port-Au-Prince, Haiti, following the devastating earthquake in early 2010.

// 2011 HIGHLIGHTS

- Made his first NFL career start vs. TB (10/9) and added 6 tackles.
- Helped limit the Rams to just 31 yds. rushing without allowing a rushing first down vs. StL (12/4). This marked the first time the 49ers defense did not allow a rushing first down since 11/29/10 at Arz.
- Set a career-high with 8 tackles and 1 PD in the regular season finale at StL (1/1/12).

// GOLDMINE

- With relatives in Haiti, Ricky felt obligated during the 2010 offseason to help his family and fellow countrymen following the earthquake that left nearly one million people homeless. Unfortunately, Ricky lost some family to the earthquake, but that didn't deter him from trying to make a difference in the wake of the disaster. "I want to obviously help because I have family there, but also if the shoe was on the other foot, I would want other people to help out the same way." He first worked to obtain donations for Haiti, getting GMC to donate 50 brand new 2010 trucks. Ricky then met with former President Bill Clinton in Miami to discuss what he wanted to have built in the capital of Port-Au-Prince, namely a school similar to the ones close to his hometown in Dade County that can house up to 6,000 children.

- Ricky worked at Habitat for Humanity throughout college, helping in a variety of areas. "There were things that were ripped out of houses and walls. There was a point where we had to move some concrete and we were ghosts. I'm a dark guy and when I walked out I was white."
- While Ricky enjoys the game of football, he also wants to use his position to help make his community a safer place. Growing up in Dade County, it wasn't always easy for people to walk around in his neighborhood and feel safe. "If I can talk to 10 kids and get in the head of five, I'm good. I'm basically trying to change my community. I want to get to the point where people can walk outside and not be scared."

JEAN FRANCOIS' GAME-BY-GAME

2011

| Date | Opp | W/L | P/S | Tot | Sol | Ast | Sk | Yds | Int | Yds | PD | FF | FR | Yds |
|---------------|--------|-----|-------------|-----------|-----------|-----------|----------|------------|----------|----------|----------|----------|----------|----------|
| Sep 11 | Sea | W | 1/0 | 2 | 0 | 2 | 0 | 0.0 | 0 | 0 | 0 | 0 | 0 | 0 |
| Sep 18 | Dal | L | 1/0 | 1 | 1 | 0 | 0 | 0.0 | 0 | 0 | 0 | 0 | 0 | 0 |
| Sep 25 | at Cin | W | 1/0 | 0 | 0 | 0 | 0 | 0.0 | 0 | 0 | 0 | 0 | 0 | 0 |
| Oct 2 | at Phi | W | 1/0 | 0 | 0 | 0 | 0 | 0.0 | 0 | 0 | 1 | 0 | 0 | 0 |
| Oct 9 | TB | W | 1/1 | 6 | 4 | 2 | 0 | 0.0 | 0 | 0 | 0 | 0 | 0 | 0 |
| Oct 16 | at Det | W | 1/0 | 0 | 0 | 0 | 0 | 0.0 | 0 | 0 | 0 | 0 | 0 | 0 |
| Oct 30 | Cle | W | 1/0 | 3 | 1 | 2 | 0 | 0.0 | 0 | 0 | 0 | 0 | 0 | 0 |
| Nov 6 | at Was | W | 1/1 | 5 | 2 | 3 | 0 | 0.0 | 0 | 0 | 0 | 0 | 0 | 0 |
| Nov 13 | NYG | W | 1/0 | 0 | 0 | 0 | 0 | 0.0 | 0 | 0 | 0 | 0 | 0 | 0 |
| Nov 20 | Arz | W | 1/0 | 0 | 0 | 0 | 0 | 0.0 | 0 | 0 | 0 | 0 | 0 | 0 |
| Nov 24 | at Bal | L | 1/0 | 1 | 0 | 1 | 0 | 0.0 | 0 | 0 | 0 | 0 | 0 | 0 |
| Dec 4 | StL | W | 1/0 | 3 | 1 | 2 | 0 | 0.0 | 0 | 0 | 0 | 0 | 0 | 0 |
| Dec 11 | at Arz | L | 1/0 | 2 | 1 | 1 | 0 | 0.0 | 0 | 0 | 0 | 0 | 0 | 0 |
| Dec 19 | Pit | W | 1/0 | 0 | 0 | 0 | 0 | 0.0 | 0 | 0 | 0 | 0 | 0 | 0 |
| Dec 24 | at Sea | W | 1/0 | 1 | 0 | 1 | 0 | 0.0 | 0 | 0 | 0 | 0 | 0 | 0 |
| Jan 1 | at StL | W | 1/0 | 8 | 4 | 4 | 0 | 0.0 | 0 | 0 | 1 | 0 | 0 | 0 |
| TOTALS | | | 16/2 | 32 | 14 | 18 | 0 | 0.0 | 0 | 0 | 2 | 0 | 0 | 0 |

2011 Postseason

| Date | Opp | W/L | P/S | Tot | Sol | Ast | Sk | Yds | Int | Yds | PD | FF | FR | Yds |
|---------------|-----|-----|------------|----------|----------|----------|------------|------------|----------|----------|----------|----------|----------|----------|
| Jan 14 | NO | W | 1/1 | 2 | 1 | 1 | 0.0 | 0.0 | 0 | 0 | 1 | 0 | 0 | 0 |
| Jan 22 | NYG | | | | | | | | | | | | | |
| TOTALS | | | 1/1 | 2 | 1 | 1 | 0.0 | 0.0 | 0 | 0 | 1 | 0 | 0 | 0 |

QB Pressures: Regular Season – 10; Postseason – 2
TFL: 0.5

QB Hits: Regular Season – 5; Postseason – 1



JEAN FRANCOIS' CAREER STATISTICS

| YEAR | TEAM | GP | GS | TACKLES | | | | | INTERCEPTIONS | | | | | FUMBLES | | | |
|---------------|------|-----------|----------|-----------|-----------|-----------|------------|------------|---------------|----------|----------|----------|----------|----------|----------|----------|---|
| | | | | TOT | SOL | AST | SACKS | YDS | INT | YDS | LG | TD | PD | FF | FR | YDS | |
| 2009 | SF | 3 | 0 | 0 | 0 | 0 | 0.0 | 0.0 | 0 | 0 | 0 | 0 | 0 | 0 | 0 | 0 | 0 |
| 2010 | SF | 16 | 0 | 23 | 13 | 10 | 1.0 | 4.0 | 0 | 0 | 0 | 0 | 0 | 1 | 0 | 0 | |
| 2011 | SF | 16 | 2 | 32 | 14 | 18 | 0.0 | 0.0 | 0 | 0 | 0 | 0 | 2 | 0 | 0 | 0 | |
| TOTALS | | 35 | 2 | 55 | 27 | 28 | 1.0 | 4.0 | 0 | 0 | 0 | 0 | 2 | 1 | 0 | 0 | |

PLAYOFFS

| YEAR | TEAM | GP | GS | TACKLES | | | | | INTERCEPTIONS | | | | | FUMBLES | | |
|---------------|------|----------|----------|----------|----------|----------|------------|------------|---------------|----------|----------|----------|----------|----------|----------|----------|
| | | | | TOT | SOL | AST | SACKS | YDS | INT | YDS | LG | TD | PD | FF | FR | YDS |
| 2011 | SF | 1 | 0 | 2 | 1 | 1 | 0.0 | 0.0 | 0 | 0 | 0 | 0 | 1 | 0 | 0 | 0 |
| TOTALS | | 1 | 0 | 2 | 1 | 1 | 0.0 | 0.0 | 0 | 0 | 0 | 0 | 1 | 0 | 0 | 0 |

Additional Stats:

Special Teams Tackles: 1: 2010 (1)

QB Pressures: Regular Season – 10; Postseason – 2

QB Hits: Regular Season – 5; Postseason – 1

Milestones:

NFL Debut: at Phi. (12/20/09); **First Start:** vs. TB (10/9/11); **First Career Sack:** vs. Oak. (10/17/10 – QB Jason Campbell); **First FF:** vs. Oak. (10/17/10 – QB Jason Campbell)

JEAN FRANCOIS' CAREER HIGHS

Total Tackles: 8 at StL (1/1/12)

Solo: 4 (2 times) Last at StL (1/1/12)

Assists: 4 at StL (1/1/12)

Sacks: 1.0 vs. Oak. (10/17/10)



// TRANSACTIONS

Originally the second of two 7th-round selections (244th overall) by SF in 2009.

// 2010

- Registered his first career sack and FF on QB Jason Campbell vs. Oak. (10/17).
- Saw extended action at GB (12/5) after NT Aubrayo Franklin left the game with a groin strain, and tied his career high with 4 tackles.

// 2009

- Made his NFL debut at Phi. (12/20) on special teams.
- Saw his first action on defense vs. Det. (12/27).

// COLLEGE

Played in 25 games (9 starts) and posted 56 tackles, 5.5 sacks, 3 PDs, 3 FRs and a FF during his Tigers career. In 2008, played in 11 games (6 starts) at DT, recording 20 tackles, 2 sacks, 2 PDs and a FR. In 2007, started 2 games and was named Defensive Most Outstanding Player in the BCS National Championship Game, registering 6 tackles, a half sack and a blocked field goal, in LSU's win over Ohio State. As a redshirt freshman in 2006, played in 12 games (1 start) and tallied 27 tackles, 5.5 TFLs, 3 sacks, 1 PD, 1 FF, and 1 FR.

// PERSONAL

- Was rated the No.1 defensive line prospect in Florida while playing at Carol City Senior (Miami Gardens, FL) HS. As a senior, named first-team all-state with 93 tackles, 15 sacks, 6 FFs, 3 FRs and 3 INTs, while setting the Florida state record for sacks in a game (6.5).
- Won state championships in the shot put and discus as both a junior and senior. Recorded the nation's 3rd-best toss in the shot put with a throw of 65-5 in 2005.
- Majored in general studies with an emphasis in communication studies and sports studies.
- Born Ricky Barkley Jean Francois (11/23/86) in Carol City, FL.

JEAN FRANCOIS' GAME-BY-GAME

| 2009 | | | | | | | | | | | | | | 2010 | | | | | | | | | | | | | | | | |
|---------------|--------|-----|------------|----------|----------|----------|--------------|------------|----------|----------|----------|----------|----------|----------|---------------|--------|-----|-------------|-----------|-----------|-----------|------------|------------|----------|----------|----------|----------|----------|----------|---|
| Date | Opp | W/L | P/S | Tot | Sol | Ast | Sk | Yds | Int | Yds | PD | FF | FR | Yds | Date | Opp | W/L | P/S | Tot | Sol | Ast | Sk | Yds | Int | Yds | PD | FF | FR | Yds | |
| Sep 13 | at Arz | W | - | - | - | - | INACTIVE | - | - | - | - | - | - | - | Sep 12 | at Sea | L | 1/0 | 1 | 0 | 1 | 0.0 | 0.0 | 0 | 0 | 0 | 0 | 0 | 0 | |
| Sep 20 | Sea | W | - | - | - | - | INACTIVE | - | - | - | - | - | - | - | Sep 20 | NO | L | 1/0 | 0 | 0 | 0 | 0.0 | 0.0 | 0 | 0 | 0 | 0 | 0 | 0 | |
| Sep 27 | at Min | L | - | - | - | - | INACTIVE | - | - | - | - | - | - | - | Sep 26 | at KC | L | 1/0 | 4 | 3 | 1 | 0.0 | 0.0 | 0 | 0 | 0 | 0 | 0 | 0 | 0 |
| Oct 4 | StL | W | - | - | - | - | INACTIVE | - | - | - | - | - | - | - | Oct 3 | at Atl | L | 1/0 | 1 | 1 | 0 | 0.0 | 0.0 | 0 | 0 | 0 | 0 | 0 | 0 | 0 |
| Oct 11 | Atl | L | - | - | - | - | INACTIVE | - | - | - | - | - | - | - | Oct 10 | Phi | L | 1/0 | 0 | 0 | 0 | 0.0 | 0.0 | 0 | 0 | 0 | 0 | 0 | 0 | 0 |
| Oct 25 | at Hou | L | - | - | - | - | INACTIVE | - | - | - | - | - | - | - | Oct 17 | Oak | W | 1/0 | 3 | 2 | 1 | 1.0 | 4.0 | 0 | 0 | 0 | 1 | 0 | 0 | |
| Nov 1 | at Ind | L | - | - | - | - | INACTIVE | - | - | - | - | - | - | - | Oct 24 | at Car | L | 1/0 | 2 | 1 | 1 | 0.0 | 0.0 | 0 | 0 | 0 | 0 | 0 | 0 | 0 |
| Nov 8 | Ten | L | - | - | - | - | DID NOT PLAY | - | - | - | - | - | - | - | Oct 31 | Den | W | 1/0 | 0 | 0 | 0 | 0.0 | 0.0 | 0 | 0 | 0 | 0 | 0 | 0 | 0 |
| Nov 12 | Chi | W | - | - | - | - | DID NOT PLAY | - | - | - | - | - | - | - | Nov 14 | StL | W | 1/0 | 0 | 0 | 0 | 0.0 | 0.0 | 0 | 0 | 0 | 0 | 0 | 0 | 0 |
| Nov 22 | at GB | L | - | - | - | - | INACTIVE | - | - | - | - | - | - | - | Nov 21 | TB | L | 1/0 | 0 | 0 | 0 | 0.0 | 0.0 | 0 | 0 | 0 | 0 | 0 | 0 | 0 |
| Nov 29 | Jax | W | - | - | - | - | INACTIVE | - | - | - | - | - | - | - | Nov 29 | at Arz | W | 1/0 | 0 | 0 | 0 | 0.0 | 0.0 | 0 | 0 | 0 | 0 | 0 | 0 | 0 |
| Dec 6 | at Sea | L | - | - | - | - | DID NOT PLAY | - | - | - | - | - | - | - | Dec 5 | at GB | L | 1/0 | 4 | 2 | 2 | 0.0 | 0.0 | 0 | 0 | 0 | 0 | 0 | 0 | 0 |
| Dec 14 | Arz | W | - | - | - | - | DID NOT PLAY | - | - | - | - | - | - | - | Dec 12 | Sea | W | 1/0 | 2 | 2 | 0 | 0.0 | 0.0 | 0 | 0 | 0 | 0 | 0 | 0 | 0 |
| Dec 20 | at Phi | L | 1/0 | 0 | 0 | 0 | 0.0 | 0.0 | 0 | 0 | 0 | 0 | 0 | 0 | Dec 16 | at SD | L | 1/0 | 2 | 1 | 1 | 0.0 | 0.0 | 0 | 0 | 0 | 0 | 0 | 0 | 0 |
| Dec 27 | Det | W | 1/0 | 0 | 0 | 0 | 0.0 | 0.0 | 0 | 0 | 0 | 0 | 0 | 0 | Dec 26 | at StL | L | 1/0 | 0 | 0 | 0 | 0.0 | 0.0 | 0 | 0 | 0 | 0 | 0 | 0 | 0 |
| Jan 3 | at StL | W | 1/0 | 0 | 0 | 0 | 0.0 | 0.0 | 0 | 0 | 0 | 0 | 0 | 0 | Jan 2 | Arz | W | 1/0 | 4 | 1 | 3 | 0.0 | 0.0 | 0 | 0 | 0 | 0 | 0 | 0 | 0 |
| TOTALS | | | 3/0 | 0 | 0 | 0 | 0.0 | 0.0 | 0 | 0 | 0 | 0 | 0 | 0 | TOTALS | | | 16/0 | 23 | 13 | 10 | 1.0 | 4.0 | 0 | 0 | 0 | 1 | 0 | 0 | |



86

BRIAN JENNINGS

| TIGHT END/LONG SNAPPER



6-5 | 242 | ARIZONA ST. | 12TH YEAR | BORN 10.14.76 | MESA, AZ
ACQUIRED D-7B IN '00 | RED MOUNTAIN HS, MESA, AZ

One of the NFL's elite long snappers, Brian Jennings has snapped to 9 different placekickers and 4 different punters throughout his professional career. Jennings has been the mark of consistency for the 49ers since being selected in the 7th round of the 2000 NFL Draft. Entering his 12th season, he is the longest-tenured player on the roster and ranks t-4th among active NFL players for most consecutive games played. One of the most accurate and efficient long snappers in the NFL, Jennings has been charged with only one fumble in his career, in 2001, on a good snap that went right through the punter's hands.



- Brian doesn't spend much time relaxing during the offseason. He earned his certification as a yoga instructor in 2008 after taking part in a 200-hour program that lasted five months. With a modern approach, Brian cranks up lively music in the classes he teaches in Scottsdale, AZ. He has plans to open his own yoga studio in the near future.
- Brian believes the sky is the limit when it comes to his knowledge base. "I really see the value of education and continual learning. Every offseason, I try to pursue some kind of intellectual academic project that is measurable. I want to be powerful intellectually." Still undecided on whether to pursue an MBA degree or become a chiropractor once his playing days are over, Brian has been taking classes in both areas at Arizona State and Scottsdale Community College over the past several offseasons. He's also taken part in the NFL's Business Management and Entrepreneurial Program at Harvard and Stanford, and has plans to attend the NFL's Broadcast Boot Camp in the near future. "I'm like a sponge when it comes to educating myself. I'm constantly reading the *Wall Street Journal* and various financial magazines, which has sparked a better understanding of how politics effects the economy and business world."
- An avid golfer during his childhood, Brian picked the sport back up a year ago and has a whole different approach to his game nowadays. "I've been developing my golf game systematically and working to get my handicap down. It starts with the basics - understanding the structure of a golf swing, the different types of shots available, scoring around the green and the keys to managing a successful round." Despite being a 10 handicap during college, Brian has taken lessons recently in hopes of becoming a scratch golfer. He also reads various golf books to help improve his game. One of his favorites is *Short Game Bible* by David Pelz. Brian believes there is a strong correlation between golfing and his role on the football field. "I would say long snapping and golfing are mentally similar. It's all about practice and having a routine."

// CAREER HIGHLIGHTS

- Ranks 2nd in franchise history for most consecutive games played (192), trailing only T Len Rhode (208).

// 2011 HIGHLIGHTS

- Played his 190th consecutive game vs. Pit. (12/19) and passed WR Jerry Rice for 2nd most consecutive games played in franchise history.

// GOLDMINE

- Brian has touched the lives of numerous people as a member of the 49ers, taking part in dozens of speaking engagements and charity events throughout his career. He looks to continue inspiring people once his playing days are over as well. Over the past four years, Brian has been working on his own book. "I believe everyone can find their purpose and live an inspired life. I feel my life has been blessed in so many ways and I want to share it with people. No matter what troubles come your way, you can realize your potential. In my writing, I combine examples throughout history with my own personal story, while using spiritual health and wellness as the vehicle."

JENNINGS' CAREER STATISTICS

GAMES/STARTS – 192/0; 2000 (16/0), 2001 (16/0), 2002 (16/0), 2003 (16/0), 2004 (16/0), 2005 (16/0), 2006 (16/0), 2007 (16/0), 2008 (16/0), 2009 (16/0), 2010 (16/0), 2011 (16/0)

POSTSEASON GAMES/STARTS – 4/0; 2001 (1/0), 2002 (2/0); 2011 (1/0)

Additional Statistics:

Special Teams Tackles – 67: 2000 (6), 2001 (4), 2002 (4), 2003 (2), 2004 (2), 2005 (8), 2006 (10), 2007 (8), 2008 (9), 2009 (9), 2010 (4), 2011 (1)

Special Teams Forced Fumbles – 2: 2005 (1); 2006 (1)

Special Teams Fumble Recoveries – 1: 2005 (1)

Milestones:

NFL Debut: at Atl. (9/3/00); **First FF:** at Chi. (11/13/05 – WR Bobby Wade); **First FR:** at Chi. (11/13/05 – WR Bobby Wade)



// TRANSACTIONS

Originally the second of two 7th-round (230th pick overall) draft choices by SF in 2000...Signed a five-year contract extension through 2014 on 6/6/09.

// AWARDS & HONORS

2004: NFC Pro Bowl

// 2010

- Posted 4 tackles, handling long-snapping duties on 91 punts, while also snapping to 3 different placekickers on 33 PATs and 27 FG atts.

// 2009

- Tallied 9 special teams tackles and helped P Andy Lee earn Pro Bowl honors after tying a team record with a 41.0 net avg.
- Snapped 99 punts, 24 FG atts. and 39 PATs.

// 2008

- Posted 9 special teams tackles and helped P Andy Lee set a single-season team record for punting average (47.8).
- Snapped 67 punts, 33 FG atts. and 34 PATs.

// 2007

- Performed flawlessly on FG atts., PATs and punts as special teams coverage unit set an NFL record for punts downed inside 20-yd. line (42) and Lee crushed team record with net average of 41.0.
- Snapped 105 punts, 19 FG atts. and 22 PATs, finishing season with 8 special teams tackles.

// 2006

- Awarded game ball in 49ers 24-14 win at Sea. (12/14) as he performed flawlessly in wet and windy conditions and recorded 2 solo tackles, including a FF on 49ers first punt. Also executed a direct snap on a fake punt to RB Michael Robinson that led to a 33-yd. gain and put 49ers in position for their first score of the game.

// 2005

- Snapped on 107 punts, 29 FG atts. and 21 PATs.
- Flawlessly long-snapped in blustery 47 mph winds at Chi. (11/13), playing crucial role on punt coverage by forcing and recovering first of 3 Bears PR Bobby Wade fumbles. Named honorable mention special teams player of the week for efforts by the NFL.

// 2004

- Recorded 2 tackles as he earned spot on Pro Bowl team as "need player." Snapped 96 punts, 22 FG atts. and 23 PATs.

// 2003

- Posted 2 tackles, handling long-snapping duties on 69 punts, while also snapping to 3 different placekickers on 41 PATs and 37 FG atts.

// 2002

- Had 4 tackles, while snapping to 2 different placekickers on 39 PATs and 36 FG atts.

// 2001

- Snapped on 47 PATs and 25 FG atts. to K Jose Cortez and 69 punts to P Jason Baker, adding 4 special teams tackles.

// 2000

- Snapped 45 PATs and 22 FG atts. to K Wade Richey and 69 punts to P Chad Stanley, totaling 6 special teams tackles.

// COLLEGE

Played in 32 games in career at Arizona State as TE and long snapper, recording 4 recepts. and 1 TD in 3 years of action to go along with 9 career tackles.

// PERSONAL

- Prepped at Red Mountain (AZ) HS, where he lettered in football, basketball and track.
- Captain of football squad during senior season and was named honorable mention all-region aT TE.
- Growing up, Brian held many jobs. He worked as a busboy, had a paper route, worked at a golf course picking up range balls and was a 'sandwich artist' at Subway. From 16-20, he served as an electrician's helper in the construction industry.
- Born Brian Lewis Jennings (10/14/76) in Mesa, AZ.



43

COLIN JONES
| SAFETY



6-0 | 208 | TEXAS CHRISTIAN | ROOKIE | BORN 10.27.87 | BRIDGEPORT, TX
ACQUIRED D-6B IN '11 | BRIDGEPORT HS, BRIDGEPORT, TX

Colin Jones is a physical, quick and rangy safety who earned All-Mountain West honors as a senior in 2010 for the Horned Frogs.

// 2011 POSTSEASON HIGHLIGHTS

- Recovered a loose ball in the 3rd qtr. vs. NO (1/14/12) after LB Blake Costanzo forced a fumble on a punt return by Saints RB Darren Sp-roles. The takeaway led to a 41-yd. FG by K David Akers.

// 2011 HIGHLIGHTS

- Made his NFL debut vs. Sea. (9/11) and recorded one special teams tackle.
- Signed to SF practice squad on 9/14, before getting promoted to SF active roster on 10/4.
- Led team with 2 special teams tackles vs. StL (12/4).
- Recorded first FR at StL (1/1/12) in the 2nd qtr. on a PR.

JONES' GAME-BY-GAME

| 2011 | | | | | | | | | | | | | | | |
|---|--------|-----|-----|----------------|----------|----------|----------|------------|------------|----------|----------|----------|----------|----------|----------|
| Date | Opp | W/L | P/S | Tot | Sol | Ast | Sk | Yds | Int | Yds | PD | FF | FR | Yds | |
| Sep 11 | Sea | W | 1/0 | 0 | 0 | 0 | 0.0 | 0.0 | 0 | 0 | 0 | 0 | 0 | 0 | |
| Sep 18 | Dal | L | | PRACTICE SQUAD | | | | | | | | | | | |
| Sep 25 | at Cin | W | | PRACTICE SQUAD | | | | | | | | | | | |
| Oct 2 | at Phi | W | | PRACTICE SQUAD | | | | | | | | | | | |
| PROMOTED TO ACTIVE ROSTER ON 10/4/11 | | | | | | | | | | | | | | | |
| Oct 9 | TB | W | 1/0 | 0 | 0 | 0 | 0.0 | 0.0 | 0 | 0 | 0 | 0 | 0 | 0 | |
| Oct 16 | at Det | W | 1/0 | 0 | 0 | 0 | 0.0 | 0.0 | 0 | 0 | 0 | 0 | 0 | 0 | |
| Oct 30 | Cle | W | 1/0 | 0 | 0 | 0 | 0.0 | 0.0 | 0 | 0 | 0 | 0 | 0 | 0 | |
| Nov 6 | at Was | W | 1/0 | 0 | 0 | 0 | 0.0 | 0.0 | 0 | 0 | 0 | 0 | 0 | 0 | |
| Nov 13 | NYG | W | 1/0 | 0 | 0 | 0 | 0.0 | 0.0 | 0 | 0 | 0 | 0 | 0 | 0 | |
| Nov 20 | Arz | W | 1/0 | 0 | 0 | 0 | 0.0 | 0.0 | 0 | 0 | 0 | 0 | 0 | 0 | |
| Nov 24 | at Bal | L | 1/0 | 0 | 0 | 0 | 0.0 | 0.0 | 0 | 0 | 0 | 0 | 0 | 0 | |
| Dec 4 | StL | W | 1/0 | 0 | 0 | 0 | 0.0 | 0.0 | 0 | 0 | 0 | 0 | 0 | 0 | |
| Dec 11 | at Arz | L | 1/0 | 0 | 0 | 0 | 0.0 | 0.0 | 0 | 0 | 0 | 0 | 0 | 0 | |
| Dec 19 | Pit | W | 1/0 | 0 | 0 | 0 | 0.0 | 0.0 | 0 | 0 | 0 | 0 | 0 | 0 | |
| Dec 24 | at Sea | W | 1/0 | 0 | 0 | 0 | 0.0 | 0.0 | 0 | 0 | 0 | 0 | 0 | 0 | |
| Jan 1 | at StL | W | 1/0 | 0 | 0 | 0 | 0.0 | 0.0 | 0 | 0 | 0 | 0 | 0 | 0 | |
| TOTALS | | | | 13/0 | 0 | 0 | 0 | 0.0 | 0.0 | 0 | 0 | 0 | 0 | 0 | 0 |

| 2011 Postseason | | | | | | | | | | | | | | | |
|-----------------|-----|-----|-----|------------|----------|----------|----------|------------|------------|----------|----------|----------|----------|----------|----------|
| Date | Opp | W/L | P/S | Tot | Sol | Ast | Sk | Yds | Int | Yds | PD | FF | FR | Yds | |
| Jan 14 | NO | W | 1/0 | 0 | 0 | 0 | 0.0 | 0.0 | 0 | 0 | 0 | 0 | 0 | 0 | |
| Jan 22 | NYG | | | | | | | | | | | | | | |
| TOTALS | | | | 1/0 | 0 | 0 | 0 | 0.0 | 0.0 | 0 | 0 | 0 | 0 | 0 | 0 |

Special Teams Tackles: Regular Season – 8; Postseason – 2

JONES' CAREER STATISTICS

| YEAR | TEAM | GP | GS | TACKLES | | | | YDS | INT | YDS | INTERCEPTIONS | | | PD | FUMBLES | | |
|---------------|------|-----------|----------|----------|----------|----------|------------|----------|----------|----------|---------------|----------|----------|----------|----------|----------|--|
| | | | | TOT | SOL | AST | SACKS | | | | LG | TD | FF | | FR | YDS | |
| 2011 | SF | 13 | 0 | 0 | 0 | 0 | 0.0 | 0 | 0 | 0 | 0 | 0 | 0 | 0 | 0 | 0 | |
| TOTALS | | 13 | 0 | 0 | 0 | 0 | 0.0 | 0 | 0 | 0 | 0 | 0 | 0 | 0 | 0 | 0 | |

PLAYOFFS

| YEAR | TEAM | GP | GS | TACKLES | | | | YDS | INT | YDS | INTERCEPTIONS | | | PD | FUMBLES | | |
|---------------|------|----------|----------|----------|----------|----------|------------|----------|----------|----------|---------------|----------|----------|----------|----------|----------|--|
| | | | | TOT | SOL | AST | SACKS | | | | LG | TD | FF | | FR | YDS | |
| 2011 | SF | 1 | 0 | 0 | 0 | 0 | 0.0 | 0 | 0 | 0 | 0 | 0 | 0 | 0 | 0 | 0 | |
| TOTALS | | 1 | 0 | 0 | 0 | 0 | 0.0 | 0 | 0 | 0 | 0 | 0 | 0 | 0 | 0 | 0 | |

Additional Stats:

Special Teams Tackles: Regular Season – 2011 (8); Postseason – 2011 (2)



// TRANSACTIONS

Originally the second of two 6th-round (190th overall) draft choices by SF in 2011...Released by SF on 9/13/11...Signed to SF practice squad on 9/14/11...Promoted to SF active roster on 10/4/11.

// COLLEGE

Played in 45 games (17 starts), recording 124 tackles, 2 INTs, (one for a TD), 4.0 sacks, 14 TFLs, FR and 8 PDs. As a senior, earned second-team All-Mountain West honors. Played in 13 games (12 starts) and ranked second on the team with 80 tackles. Also added an INT, 3.0 sacks, 11.5 TFLs, FR and 5 PDs. In 2009, was limited to 7 games (5 starts) with a hamstring injury. Notched 26 tackles, INT, 1.5 TFLs and 2 PDs. As a sophomore, made a major contribution on special teams in addition to providing depth at safety. Played in 13 games and recorded 10 tackles, a TFL and a PD. In 2007, played in 12 games, registering 8 tackles. Redshirted in 2006.

// PERSONAL

- Attended Bridgeport (TX) HS, where he was first-team all-state as well as district and county MVP as a senior.
- As a senior, totaled 1,800 yds. rushing, 1,110 rec. yds. and accounted for 37 TDs.
- Team Offensive MVP as a junior and senior.
- Born Colin Wyatt Jones (10/27/87) in Bridgeport, TX.
- Majored in communications with a minor in English.

A SCOUT'S VIEW

"When you look at the measurable, he's 6-foot, 210 pounds, runs low 4.4s and you can see it on film. He loves special teams. You look at the TCU film, covering kicks, covering punts, he's the first guy down and he loves contact. We're going to throw him into the mix at strong safety, but his path to making this football team is on special teams. We're looking for him to become an elite special teams player." - 49ers General Manager Trent Baalke



COLIN KAEPERNICK

| QUARTERBACK



6-4 | 230 | NEVADA | ROOKIE | BORN 11.3.87 | MILWAUKEE, WI
ACQUIRED D-2 IN '11 | PITTMAN HS, TURLOCK, CA

Colin Kaepernick has the perfect blend of athleticism, moxie, field vision, intelligence and arm strength for the NFL. The only player in the NCAA history to throw for over 10,000 yards and rush for over 4,000 yards, Kaepernick has an excellent work ethic that will help him make the transition from the pistol offense he ran in college to the 49ers West Coast Offense.

- Colin was born in Milwaukee, WI, and his mother was a 19-year-old who worked in retail sales. She was in a tough situation and thought that adoption would be the best way to give her young son a good life. She had three requirements for the adoptive family - siblings, financial stability and a sports background. She decided that the best fit Colin would be with Rick and Teresa Kaepernick and their two children, Kyle and Devon.
- Even as a 4th grade student at Dutcher Elementary School in Turlock, CA, Colin knew he was going to play for the 49ers. In a letter that students had to write to their future selves, that despite his small stature at the time, Colin saw something special in himself. He wrote, "I'm 5-2, 91 lbs and a good athlete. I think in 7 seven years i will be between 6 ft. to 6-4, 140 lbs. I hope I go to a good college in football, then go to the pros and play on the Niners or the Packers, even if they aren't good in seven years."

// 2011 HIGHLIGHTS

- Made his 49ers debut at Phi. (10/2), seeing action on one play in 2nd qtr. in which he handed off.
- Recorded first career completion for 11 yds. to TE Delanie Walker vs. TB (10/9). Led the offense 90 yds. on 11 plays, that was capped off by a RB Anthony Dixon rushing TD.

// GOLDMINE

- In the summer of 2010, Colin was drafted by the Chicago Cubs in the 2009 MLB Draft and was offered \$30,000 to go to Arizona for a month and throw a few bullpen sessions. Looking ahead to his senior season as Nevada's quarterback, he declined the offer saying, "What would that say about me as a leader of the team?"

KAEPERNICK'S GAME-BY-GAME

| 2011 | | | | | | | | | | | | | | | | Total | Pct. |
|-----------------|--------|-----|------------|----------|----------|-------------|-----------|----------|----------|--------------|------------|-------------|----------|-----------|----------|-----------|-------------|
| Date | Opp | W/L | P/S | Att | Cmp | Pct | Yds | TD | Int | Lg | Sk/Yds | Rtg | Rsh | Yds | TD | Net Yds. | Offense |
| Sep 11 | Sea | W | - | - | - | - | - | - | - | DID NOT PLAY | - | - | - | - | - | - | - |
| Sep 18 | Dal | L | - | - | - | - | - | - | - | DID NOT PLAY | - | - | - | - | - | - | - |
| Sep 25 | at Cin | W | - | - | - | - | - | - | - | DID NOT PLAY | - | - | - | - | - | - | - |
| Oct 2 | at Phi | W | 1/0 | 0 | 0 | 0.0 | 0 | 0 | 0 | 0 | 0/0 | 0.0 | 0 | 0 | 0 | 0 | 0.0 |
| Oct 9 | TB | W | 1/0 | 3 | 3 | 100.0 | 35 | 0 | 0 | 19 | 0/0 | 115.3 | 2 | -2 | 0 | 33 | 12.6 |
| Oct 16 | at Det | W | - | - | - | - | - | - | - | DID NOT PLAY | - | - | - | - | - | - | - |
| Oct 30 | Cle | W | - | - | - | - | - | - | - | DID NOT PLAY | - | - | - | - | - | - | - |
| Nov 6 | at Was | W | - | - | - | - | - | - | - | DID NOT PLAY | - | - | - | - | - | - | - |
| Nov 13 | NYG | W | - | - | - | - | - | - | - | DID NOT PLAY | - | - | - | - | - | - | - |
| Nov 20 | Arz | W | - | - | - | - | - | - | - | DID NOT PLAY | - | - | - | - | - | - | - |
| Nov 24 | at Bal | L | - | - | - | - | - | - | - | DID NOT PLAY | - | - | - | - | - | - | - |
| Dec 4 | StL | W | 1/0 | 2 | 0 | 0.0 | 0 | 0 | 0 | 0 | 0/0 | 0.0 | 0 | 0 | 0 | 0 | 0.0 |
| Dec 11 | at Arz | L | - | - | - | - | - | - | - | DID NOT PLAY | - | - | - | - | - | - | - |
| Dec 19 | Pit | W | - | - | - | - | - | - | - | DID NOT PLAY | - | - | - | - | - | - | - |
| Dec 24 | at Sea | W | - | - | - | - | - | - | - | DID NOT PLAY | - | - | - | - | - | - | - |
| Jan 1 | at StL | W | - | - | - | - | - | - | - | DID NOT PLAY | - | - | - | - | - | - | - |
| TOTALS | | | 3/0 | 5 | 3 | 60.0 | 35 | 0 | 0 | 19 | 0/0 | 81.3 | 2 | -2 | 0 | 33 | 12.6 |
| 2011 Postseason | | | | | | | | | | | | | | | | Total | Pct. |
| Date | Opp | W/L | P/S | Att | Cmp | Pct | Yds | TD | Int | Lg | Sk/Yds | Rtg | Rsh | Yds | TD | Net Yds. | Offense |
| Jan 14 | NO | W | - | - | - | - | - | - | - | DID NOT PLAY | - | - | - | - | - | - | - |
| Jan 22 | NYG | | | | | | | | | | | | | | | | |
| TOTALS | | | 0 | 0 | 0 | 0.0 | 0 | 0 | 0 | 0 | 0/0 | 0.0 | 0 | 0 | 0 | 0 | 0.0 |



KAEPERNICK'S CAREER STATISTICS

| YEAR | TEAM | GP | GS | PASSING | | | | | | | | | | RUSHING | | | | |
|---------------|------|----------|----------|----------|----------|-------------|-----------|----------|----------|-----------|----------|----------|-------------|----------|-----------|-------------|-----------|----------|
| | | | | ATT | CMP | PCT | YDS | TD | INT | LG | SK | LST | RTG | ATT | YDS | AVG | LG | TD |
| 2011 | SF | 3 | 0 | 3 | 3 | 60.0 | 35 | 0 | 0 | 19 | 0 | 0 | 81.3 | 2 | -2 | -1.0 | -1 | 0 |
| TOTALS | | 3 | 0 | 3 | 3 | 60.0 | 35 | 0 | 0 | 19 | 0 | 0 | 81.3 | 2 | -2 | -1.0 | -1 | 0 |

PLAYOFFS

| YEAR | TEAM | GP | GS | PASSING | | | | | | | | | | RUSHING | | | | |
|---------------|------|----------|----------|----------|----------|------------|----------|----------|----------|----------|----------|----------|------------|----------|----------|------------|----------|----------|
| | | | | ATT | CMP | PCT | YDS | TD | INT | LG | SK | LST | RTG | ATT | YDS | AVG | LG | TD |
| 2011 | NO | W | 0 | 0 | 0 | 0.0 | 0 | 0 | 0 | 0 | 0 | 0 | 0.0 | 0 | 0 | 0.0 | 0 | 0 |
| TOTALS | | W | 0 | 0 | 0 | 0.0 | 0 | 0 | 0 | 0 | 0 | 0 | 0.0 | 0 | 0 | 0.0 | 0 | 0 |

Milestones:

NFL Debut: at Phi. (10/2/11)



// TRANSACTIONS

Originally a 2nd-round (36th overall) draft choice by SF in 2011.

// COLLEGE

Played in 51 games (47 starts) for the Wolf Pack and was 740-1,271-10,098-82TDs-24INTs passing and 600-4,112-59TDs rushing in his career. The only QB in NCAA history to rush for over 1,000 yds. three straight seasons and tied NCAA record for most rushing TDs by a QB. Threw for 200 yds. 19 times, 300 yds. six times and 400 yds. once. Rushed for 100 yds. 16 times. Just the 6th player in NCAA history to throw for 2,000 yds. and rush for 1,000 yds. in a season, and only player to accomplish the feat in three straight seasons. In 2010, named 2nd-team All-America by The NFL Draft Report, First-Team All-WAC and WAC co-Offensive POY. Started all 14 games and was 233-359-3,022-21TDs-8INTs passing (64.9 pct.), and 173-1,206-20TDs rushing. As a junior, was an honorable mention All-American by the NFL Draft Report, 2nd-Team All-WAC selection and the recipient of Nevada's Golden Helmet Award, given to the team MVP. Started 13 games and was 166 of 282 pass attempts for 20 TDs and 6 INTs, and was 161-1,183-16TDs rushing. In 2008, named 2nd-Team All-WAC and was named the WAC's Offensive POY. Played in 13 games (12 starts) and was 208-383-2,849-22TDs-7INTs passing and 161-1,130-22TDs rushing. Became the only QB in school history to rush for 1,000 yds. in a season. Named honorable mention Freshman All-America by The Sporting News and College Football News. Redshirted in 2006. Became the only QB in school history to rush for more than 1,000 yds. in a season. Named Freshman All-American honorable mention by *The Sporting News* and *College Football News*. Redshirted in 2006.

// PERSONAL

- Attended Pitman (Turlock, CA) HS. Was an all-state nominee in three sports (football, basketball and baseball) and earned the Central California Conference MVP honors in football. He was also All-Sac-Joaquin Section, all-conference, all-district and all-academic team selection in football.
- As a senior, completed 112 of 188 passes for 1,954 yds, 25 TDs and 6 INTs, while adding 2 TDs rushing on 44 carries.
- A highly regarded baseball prospect, he was a two-time all-state pitcher and could throw a 94 mph fastball. He also threw two no-hitters during his senior year.
- Selected by the Chicago Cubs as a pitcher in the 43rd round of the 2009 MLB Draft.
- Born Colin Rand Kaepernick (11/3/87) in Milwaukee, WI.
- Majored in management.

COACH'S REPORT

"You hear talk about Colin being a developmental quarterback. I heard that a few times after we selected Colin. That goes for all quarterbacks. That is every quarterback who goes from college to the NFL. He is no different. He has got great gifts from Mom, Dad, God. He comes with the energy and the ability to think his way to success. All those things and more." - 49ers Head Coach Jim Harbaugh



DANIEL
KILGORE
| GUARD



6-3 | 308 | APPALACHIAN ST. | ROOKIE | BORN 12.18.87 | KINGSPORT, TN
ACQUIRED D-5 IN '11 | DOBYNS-BENNETT HS, KINGSPORT, TN

Daniel Kilgore possesses the fierce mentality and impressive hand and lower-body power necessary for an offensive lineman. With experience at both guard and tackle positions at Appalachian State, Kilgore is a mauler that blocks through the whistle and can block more than one defender on one play.

// 2011 HIGHLIGHTS

- Made his NFL debut vs. Pit. (12/19).

KILGORE'S CAREER STATISTICS

GAMES/STARTS – 1/0; 2011 (1/0)

POSTSEASON GAMES/STARTS – 0/0; 2011 (0/0)

// GOLDMINE

- As Daniel was preparing for the NFL Draft in spring 2011, he was also a student-teacher at Harden Park Elementary School working with special-education students in adaptive physical education classes. The day following his graduation from Appalachian State, Daniel hosted a field trip for this special-education students at ASU. The field trip included a tour of the school's athletic facilities, activities in the Sofield Family Indoor Practice Facility, lunch on the club level of the Appalachian Athletics Center and taking in a few innings of the Appalachian State-Western Carolina baseball game. While football is Daniel's next chapter in life, he aspires to be a coach and special-education teacher following his NFL career. "I'm very happy that I was drafted, but I absolutely love working with these kids," said Daniel. "I have had a great student-teaching experience and I know when my NFL career is over, I will get to work in another field that I love and that is working with special-education students and coaching."

**// TRANSACTIONS**

Originally a 5th-round (163th overall) draft choice by SF in 2011.

// COLLEGE

Played in 48 games (29 starts) for the Mountaineers, starting 16 games at RG and 13 games at LT. In 2010, was an All-Southern Conference and an All-America honoree. Started all 13 games at LT and anchored an offensive front that only allowed 8 sacks and helped lead Appalachian State to top-10 national ranking in scoring (7th - 34.3 pts./gm.), rushing (8th - 217.4 yds./gm.) and total offense (10th - 430.9 yds./gm.). In 2009, saw reserve action in 12 games after suffering an ankle injury prior to the season opener. As a sophomore, started all 14 games at RG and was part of an offensive line that was the first at ASU since 1989 to feature the same starting offensive line for every game. In 2007, appeared in 9 games (2 starts) and saw extensive action at tight end during Appalachian State's playoff run. Scored a TD in the national championship game vs. Delaware when he recovered a fumble in the end zone. Redshirted in 2006.

// PERSONAL

- Attended Dobyys-Bennett (Kingsport, TN) HS and was a three-year starter at center, earning first-team 4A all-state honors as a senior.
- Excelled in the classroom as a member of Appalachian State's academic honor roll.
- His cousins, Brantley Kilgore and Jay Dobbs, played baseball at Tennessee and volleyball at Milligan College, respectively.
- Born Daniel Ray Kilgore (12/18/87) in Kingsport, TN.
- Majored in physical education and adaptive physical education.

THE SCOUTING REPORT

"We see him as a guy that can come in, and once again, is versatile. He can play guard, center. He's held up at left tackle, and did so very well against some very good competition. University of Florida was probably his best game. That was the game that really attracted us to him. We like players that can step up in big games. It shows a little bit of what they're made of, and he certainly was able to do that." -

49ers General Manager Trent Baalke



4

ANDY
LEE
| PUNTER



6-2 | 180 | PITTSBURGH | 8TH YEAR | BORN 8.11.82 | WESTMINSTER, SC
ACQUIRED D-6A IN '04 | WEST OAK HS, WESTMINSTER, SC

Andy Lee has established himself as one of the most productive punters in the NFL since being drafted in the 6th round of the 2004 NFL Draft, by earning Pro Bowl honors in three out of the past five seasons ('07, '09, '11). In 2011, Lee posted a net punting avg. of 44.0, setting the NFL single-season record. He also ranked 1st in the NFL with a gross avg. of 50.9. Lee's name is consistently at the top of numerous NFL punting statistics year-in and year-out. His athletic abilities have catapulted his name in the Niners record books, ranking 1st in 8-of-10 career-punting categories and being t-2nd in the other two categories. Honored with "Andy Lee Day" in his hometown of Westminster, SC, Lee has been successful at every stop in his playing career. Lee left the University of Pittsburgh as the school all-time leader in punts (44) and yds. (10,353), and was the only player to ever win Big East Conference Special Teams POY honors twice in a career.



- Was the first 49ers rookie punter since 1957 to lead the league for the longest punt (81 yds.) of the year, in 2004.

// 2011 HIGHLIGHTS

- Posted a net punting avg. of 44.0 in 2011, setting the NFL single-season record. The previous record was held by Oak. P Shane Lechler (43.9 in 2009).
- Ranked 1st in the NFL in gross avg. (50.9) and net avg. (44.0), in 2011. His gross avg. of 50.9 ranked 3rd in NFL history.
- Set a career-high in both punting gross avg. (59.6) and net avg. (54.2) vs. Sea. (9/11), both single-game franchise records. His 59.6 gross avg. ranks third in NFL history all-time (min. 4 punts), trailing only Bob Cifers (61.75, 11/24/46) and Ron McKay (61.60, 10/28/45), who were members of the AAFC at the time. His 54.2 net avg. ranks second in NFL history behind Rohn Starks' (59.5, 9/13/92).
- Recorded third highest punting avg. (55.3) for a single game vs. Dal. (9/18), punting 6 times for 332 yds.
- Docked a season-high 4 punts inside the 20-yd. line on 9 punts at Det. (10/16) for a total of 430 yds.
- Punted the ball 5 times at Bal. (11/24) and averaged 57.6 yds. per punt. His average marked the NFL's third highest of the season (min. 4 punts) and Akers' second highest of his career.
- Named NFC Special Teams Player of the Week after posting 6 punts for 285 yds. (47.5 avg.), including a net of 49.5 and 4 punts downed inside the 20-yd. line vs. Pit. (12/19).

// 2011 AWARDS & HONORS

- AP All-Pro First Team
- First-Team All-Pro selection by PFW/PFWA
- Golden Toe Award (best kicker or punter) by PFW/PFWA
- 2012 Pro Bowl Selection
- All-Pro Team by *Dallas Morning News*' Rick Gosselin
- NFC Special Teams Player of the Week (Week 15)
- Mid-Season All-Pro by *Sports Illustrated*'s Peter King
- Mid-Season All-Pro by ESPN.com's John Clayton
- Mid-Season All-Pro by *Pro Football Weekly*'s Eric Edholm
- Mid-Season All-Pro by *USA Today*'s Jarrett Bell

// 2011 POSTSEASON HIGHLIGHTS

- Punted the ball 8 times for 396 yds. and landed 4 punts inside the 20-yd. line vs. NO (1/14).

// CAREER HIGHLIGHTS

- From 2007-11, Lee ranks 2nd in the NFL in gross avg. (47.9) and net avg. (40.7), while ranking 3rd in punts downed inside the 20 (147).
- Set the NFL single-season record in net punting avg. (44.0) in 2011. The previous record was held by Oak. P Shane Lechler (43.9 in '09).
- Set an NFL record in 2007 with 42 punts downed inside the 20, and ranked 2nd in the league with a 47.3 gross average and 41.0 net average. His 41.0-yd. net average ranks 7th all-time for a single season in NFL history.
- Ranks 1st in franchise history in punts (723), yds. (33,069), gross avg. (45.7), punts inside the 20 (209) and net avg. (38.9).

LEE'S GAME-BY-GAME

2011

| Date | Opp | W/L | P/S | No | Yds | Avg | Net | TB | In20 | Lg | Blk | |
|---------------|--------|-----|-----|-------------|-----------|--------------|-------------|-------------|----------|-----------|-----------|----------|
| Sep 11 | Sea | W | 1/0 | 5 | 298 | 59.6 | 54.2 | 0 | 1 | 64 | 0 | |
| Sep 18 | Dal | L | 1/0 | 6 | 332 | 55.3 | 45.7 | 1 | 1 | 64 | 0 | |
| Sep 25 | at Cin | W | 1/0 | 7 | 320 | 45.7 | 41.3 | 0 | 2 | 60 | 0 | |
| Oct 2 | at Phi | W | 1/0 | 4 | 198 | 49.5 | 45.3 | 1 | 0 | 68 | 0 | |
| Oct 9 | TB | W | 1/0 | 1 | 38 | 38.0 | 38.0 | 0 | 1 | 38 | 0 | |
| Oct 16 | at Det | W | 1/0 | 9 | 430 | 47.8 | 41.0 | 1 | 4 | 60 | 0 | |
| Oct 30 | Cle | W | 1/0 | 5 | 268 | 53.6 | 42.8 | 1 | 2 | 65 | 0 | |
| Nov 6 | at Was | W | 1/0 | 5 | 223 | 44.6 | 36.6 | 2 | 2 | 61 | 0 | |
| Nov 13 | NYG | W | 1/0 | 3 | 164 | 54.7 | 50.7 | 0 | 1 | 57 | 0 | |
| Nov 20 | Arz | W | 1/0 | 3 | 136 | 45.3 | 38.0 | 0 | 1 | 58 | 0 | |
| Nov 24 | at Bal | L | 1/0 | 5 | 288 | 57.6 | 48.0 | 0 | 1 | 61 | 0 | |
| Dec 4 | StL | W | 1/0 | 5 | 226 | 45.2 | 37.2 | 2 | 3 | 61 | 0 | |
| Dec 11 | at Arz | L | 1/0 | 7 | 372 | 53.1 | 46.9 | 0 | 3 | 62 | 0 | |
| Dec 19 | Pit | W | 1/0 | 6 | 285 | 47.5 | 49.2 | 0 | 4 | 62 | 0 | |
| Dec 24 | at Sea | W | 1/0 | 2 | 108 | 54.0 | 28.0 | 0 | 0 | 60 | 1 | |
| Jan 1 | at StL | W | 1/0 | 5 | 284 | 56.8 | 51.4 | 1 | 2 | 66 | 0 | |
| TOTALS | | | | 16/0 | 78 | 3,970 | 50.9 | 44.0 | 9 | 28 | 68 | 1 |

2011 Postseason

| Date | Opp | W/L | P/S | No | Yds | Avg | Net | TB | In20 | Lg | Blk | |
|---------------|-----|-----|-----|------------|----------|------------|-------------|-------------|----------|----------|-----------|----------|
| Jan 14 | NO | W | 1/0 | 8 | 396 | 49.5 | 43.4 | 1 | 4 | 63 | 0 | |
| Jan 22 | NYG | | | | | | | | | | | |
| TOTALS | | | | 1/0 | 8 | 396 | 49.5 | 43.4 | 1 | 4 | 63 | 0 |



// GOLDMINE

- Andy is considered a 'hometown hero' by his native Westminster, SC. The town mayor, Rusty Cater, presented Andy with a key to the city and a declaration commemorating "Andy Lee Day" on July 12, 2008.

- Andy never attended an NFL game growing up in South Carolina. Even when he went on to become a standout punter on the collegiate level at the University of Pittsburgh, he was still a stranger to live NFL action. The first professional game he ever attended was as a player with the 49ers in 2004. In fact, Andy didn't even set out to play football at all. "I was more of a baseball guy growing up. I actually wanted to be a Major League Baseball player. I played quarterback in 8th grade, and the coach asked, 'Who wants to try out for the punting position?' I didn't know you were supposed to spiral a punt, or turn it over, or any of that."

LEE'S CAREER STATISTICS

| YEAR | TEAM | G | NO | YDS | AVG | RET | YDS | NET | TB | IN 20 | LG | BLK |
|---------------|------|------------|------------|---------------|-------------|------------|--------------|-------------|-----------|------------|-----------|----------|
| 2004 | SF | 16 | 96 | 3,990 | 41.6 | 51 | 445 | 35.3 | 8 | 25 | 81 | 0 |
| 2005 | SF | 16 | 107 | 4,447 | 41.6 | 62 | 471 | 36.3 | 3 | 15 | 58 | 1 |
| 2006 | SF | 16 | 81 | 3,625 | 44.8 | 35 | 462 | 36.8 | 9 | 22 | 66 | 0 |
| 2007 | SF | 16 | 105 | 4,968 | 47.3 | 53 | 402 | 41.0 | 13 | 42 | 74 | 0 |
| 2008 | SF | 16 | 66 | 3,155 | 47.8 | 39 | 364 | 39.0 | 9 | 13 | 82 | 1 |
| 2009 | SF | 16 | 99 | 4,711 | 47.6 | 57 | 495 | 41.0 | 8 | 30 | 64 | 0 |
| 2010 | SF | 16 | 91 | 4,203 | 46.2 | 54 | 483 | 38.2 | 12 | 34 | 64 | 0 |
| 2011 | SF | 16 | 78 | 3,970 | 50.9 | 39 | 315 | 44.0 | 9 | 28 | 68 | 1 |
| TOTALS | | 128 | 723 | 33,069 | 45.7 | 390 | 3,437 | 38.9 | 71 | 209 | 82 | 3 |

PAYOFFS

| YEAR | TEAM | G | NO | YDS | AVG | RET | YDS | NET | TB | IN 20 | LG | BLK |
|---------------|------|----------|----------|------------|-------------|----------|-----------|-------------|----------|----------|-----------|----------|
| 2011 | SF | 1 | 8 | 396 | 49.5 | 3 | 29 | 43.4 | 1 | 4 | 63 | 0 |
| TOTALS | | 1 | 8 | 396 | 49.5 | 3 | 29 | 43.4 | 1 | 4 | 63 | 0 |

Additional Statistics:

Special Teams Tackles – 6: 2004 (1), 2005 (1), 2006 (2), 2009 (1), 2010 (1)

Milestones:

NFL Debut: vs. Atl. (9/12/04); First punt inside–20: vs. Atl. (9/12/04); 100th punt inside–20: vs. TB (12/23/07); 200th punt inside–20: vs. StL (12/4/11); 100th Career game: at Atl. (10/3/10); 600th Career punt: vs. Den. (10/31/10).

LEE'S CAREER HIGHS

Punts: 10 vs. Sea. (9/30/07)

Gross Average: 59.6 vs. Sea. (9/11/11)

Net Average: 54.2 vs. Sea. (9/11/11)

Long Punt: 82 vs. NE (10/5/08)

Postseason Inside–20: 4 vs. NO (1/14/12)

Inside–20: 5 vs. StL. (10/4/09)



// TRANSACTIONS

Originally the first of two 6th-round (188th pick overall) draft choices by SF in 2004...Signed a six-year contract extension through the 2012 season on 3/9/07.

// AWARDS & HONORS

2007: NFC Pro Bowl, AP All-Pro, PFW/PFWA All-NFL Team

2009: NFC Pro Bowl, Second-team AP All-Pro

// 2010

- Played in his 100th career game at Atl. (10/3).
- Notched a season-high 53.8 gross avg. and 52.0 net avg. at StL (12/26). His 52.0 net avg. is the 2nd-best performance of his career [53.3 net avg. vs. Ten. (11/8/09)] and was tied for the highest net avg. for a single game in 2010 [KC P Dustin Colquitt - 52.0 at Ind. (10/10)].

// 2009

- Earned Pro Bowl honors after ranking 1st in the NFC and 2nd in the NFL with a 47.6 gross avg. His 41.0 net avg. ranked 2nd in the NFC and 3rd in the NFL.
- Grossed over a 48.0 avg. in 9 games.
- Punted nine times for 465 yds. (51.7 avg.) at Min. (9/27).
- Grossed a season-high 56.7 avg. and 53.3 net avg. vs. Ten. (11/8).

// 2008

- Set a career-high and team single-season record with a 47.8 gross avg., breaking his own previous record of 47.3 avg. in 2007.
- Established a career-long 82-yd. punt vs. NE (10/5), which is tied for 2nd-longest in 49ers history with Tommy Davis (82 yds. vs. Min. (9/30/62) and 4 yds. behind a team-record 86-yarder by Larry Barnes vs. Chicago Cardinals (9/29/57).
- In rainy and windy conditions at Buf. (11/30), punted 6 times for 284 yds. (47.3 avg.) with a long of 58 yds. and 3 punts downed inside the 20.

// 2007

- Earned Pro Bowl and All-Pro honors after setting numerous records on 105 punts (47.3 avg.) with a net average of 41.0 and an NFL record 42 punts downed inside opponents' 20. His yardage, net average and punts downed inside 20-yd. line all set team records.
- His 42 punts downed inside the 20 broke Baltimore's Kyle Richardson's NFL mark of 39 in 1999.
- Ranked 2nd in NFL for gross average (47.3) and net punting average (41.0) to Oakland's P Shane Lechler.
- Led NFL with 49 punts over 50+ yds., which was 16 more than 2nd ranked St. Louis' Donnie Jones (33).
- Recorded 4 games in which he dropped 4 punts inside the 20.
- Played key role in 49ers 37-31 overtime victory at Arz. (11/25), booming a 58-yd. punt in OT that wound up pinning Cardinals on their own 3-yd. line. The punt helped set up 49ers winning TD on DT Ronald Fields sack and forced a fumble in the end zone that was recovered by LB Tully Banta-Cain for game-winning score.

// 2006

- Finished 7th in NFL with 36.8 net yds., while his 44.8 gross average marked team's highest since P Tommy Davis averaged 45.6 in 1964.
- Awarded game ball for his efforts in the 20-14 victory vs. Sea. (11/19) when he landed 2 punts inside the 20 to help the 49ers win the battle of field position.

// 2005

- Set a career-high with 107 punts (41.6 avg.).
- His 3 touchbacks in 107 punts was 3rd-best ratio of touchbacks-to-punts among punters with 30-or-more kicks, trailing Houston's P Chad Stanley (1-70) and Detroit's P Nick Harris (2-84).
- Ratio of touchbacks-to-punts is best for any 49ers punter since 1970, topping P Joe Prokop (1-40) in 1991.

// 2004

- Punted 96 times with 25 dropped inside the 20 and an NFL-long of 81 yds.
- Average of 41.6 yds. per punt was first time a 49ers punter averaged over 40 yds. per punt since P Reggie Roby in 1998.
- Posted 7 punts for 338 yds. (48.3 avg.), including career-long of 81 yds. at TB (11/21).

// COLLEGE

Was Pittsburgh's starting punter for three seasons after seizing starting role late in true freshman season (2000). His 244 punts and 10,353 yds. are tops in school history. Also had 29 fair catches and 61 kicks downed inside the 20-yd. line. Only player to ever win Big East Conference Special Teams POY honors twice in career. Semi-finalist for Ray Guy Award, given to nation's top punter, and was All-Big East first-team choice.

// PERSONAL

- Prepped at West Oak (Westminster, SC) HS where he was first-team all-state, two-time first-team all-conference and *Anderson Independent-Mail* all-area selection as four-year starter.
- Averaged 42.8 yds. per punt as senior, while also lining up at TE and WR.
- Lettered three times in baseball and twice in basketball. Two-time all-conference honoree and received all-state honors in baseball as a senior. Standout pitcher, helping West Oak to district championship and baseball state playoffs with 8-2 record as senior. Went 5-0 with a 1.90 ERA as junior.
- Married to wife, Rachel, and the couple has a son, Ryan.
- Born Andrew Paul Lee (8/11/82) in Westminster, SC.



LEE'S GAME-BY-GAME

| 2004 | | | | | | | | | | | | 2007 | | | | | | | | | | | |
|---------------|--------|-----|-------------|-----------|--------------|-------------|-------------|----------|-----------|-----------|----------|---------------|--------|-----|-------------|------------|--------------|-------------|-------------|-----------|-----------|-----------|----------|
| Date | Opp | W/L | P/S | No | Yds | Avg | Net | TB | In20 | Lg | Blk | Date | Opp | W/L | P/S | No | Yds | Avg | Net | TB | In20 | Lg | Blk |
| Sep 12 | Atl | L | 1/0 | 6 | 245 | 40.8 | 37.7 | 0 | 1 | 55 | 0 | Sep 10 | Arz | W | 1/0 | 6 | 250 | 41.7 | 38.2 | 1 | 0 | 51 | 0 |
| Sep 19 | at NO | L | 1/0 | 4 | 166 | 41.5 | 33.0 | 0 | 0 | 51 | 0 | Sep 16 | at StL | W | 1/0 | 8 | 362 | 45.3 | 41.8 | 1 | 4 | 71 | 0 |
| Sep 26 | at Sea | L | 1/0 | 7 | 296 | 42.3 | 36.6 | 2 | 3 | 60 | 0 | Sep 23 | at Pit | L | 1/0 | 5 | 286 | 57.2 | 46.0 | 3 | 2 | 66 | 0 |
| Oct 3 | StL | L | 1/0 | 3 | 109 | 36.3 | 28.7 | 1 | 2 | 47 | 0 | Sep 30 | Sea | L | 1/0 | 10 | 543 | 54.3 | 44.1 | 3 | 2 | 71 | 0 |
| Oct 10 | Arz | W | 1/0 | 6 | 254 | 42.3 | 36.3 | 0 | 1 | 57 | 0 | Oct 7 | Bal | L | 1/0 | 7 | 361 | 51.6 | 48.7 | 0 | 3 | 74 | 0 |
| Oct 17 | at NYJ | L | 1/0 | 7 | 277 | 39.6 | 30.4 | 1 | 3 | 53 | 0 | Oct 21 | at NYG | L | 1/0 | 5 | 263 | 52.6 | 45.4 | 1 | 2 | 56 | 0 |
| Oct 31 | at Chi | L | 1/0 | 8 | 326 | 40.8 | 27.8 | 1 | 0 | 55 | 0 | Oct 28 | NO | L | 1/0 | 7 | 328 | 46.9 | 40.4 | 1 | 3 | 59 | 0 |
| Nov 7 | Sea | L | 1/0 | 6 | 255 | 42.5 | 39.0 | 0 | 3 | 55 | 0 | Nov 4 | at Atl | L | 1/0 | 5 | 251 | 50.2 | 45.6 | 0 | 3 | 59 | 0 |
| Nov 14 | Car | L | 1/0 | 3 | 122 | 40.7 | 32.3 | 1 | 1 | 49 | 0 | Nov 12 | at Sea | L | 1/0 | 7 | 355 | 50.7 | 47.1 | 0 | 4 | 60 | 0 |
| Nov 21 | at TB | L | 1/0 | 7 | 338 | 48.3 | 46.0 | 0 | 1 | 81 | 0 | Nov 18 | StL | L | 1/0 | 8 | 382 | 47.8 | 38.5 | 1 | 1 | 60 | 0 |
| Nov 28 | Mia | L | 1/0 | 9 | 335 | 37.2 | 29.2 | 0 | 3 | 45 | 0 | Nov 25 | at Arz | W | 1/0 | 6 | 286 | 47.7 | 39.7 | 1 | 3 | 59 | 0 |
| Dec 5 | at StL | L | 1/0 | 6 | 247 | 41.2 | 39.8 | 0 | 1 | 51 | 0 | Dec 2 | at Car | L | 1/0 | 5 | 241 | 48.2 | 46.2 | 0 | 3 | 60 | 0 |
| Dec 12 | at Arz | W | 1/0 | 7 | 320 | 45.7 | 39.1 | 1 | 3 | 53 | 0 | Dec 9 | Min | L | 1/0 | 6 | 206 | 34.3 | 33.3 | 0 | 4 | 46 | 0 |
| Dec 18 | Was | L | 1/0 | 7 | 271 | 38.7 | 37.6 | 0 | 1 | 44 | 0 | Dec 15 | Cin | W | 1/0 | 2 | 91 | 45.5 | 35.0 | 1 | 1 | 54 | 0 |
| Dec 26 | Buf | L | 1/0 | 5 | 215 | 43.0 | 26.8 | 1 | 1 | 47 | 0 | Dec 23 | TB | W | 1/0 | 9 | 407 | 45.2 | 43.9 | 0 | 3 | 63 | 0 |
| Jan 2 | at NE | L | 1/0 | 5 | 214 | 42.8 | 41.2 | 0 | 1 | 44 | 0 | Dec 30 | at Cle | L | 1/0 | 9 | 356 | 39.6 | 24.6 | 0 | 4 | 61 | 0 |
| TOTALS | | | 16/0 | 96 | 3,990 | 41.6 | 35.3 | 8 | 25 | 81 | 0 | TOTALS | | | 16/0 | 105 | 4,968 | 47.3 | 41.0 | 13 | 42 | 74 | 0 |

| 2005 | | | | | | | | | | | | 2008 | | | | | | | | | | | |
|---------------|--------|-----|-------------|------------|--------------|-------------|-------------|----------|-----------|-----------|----------|---------------|--------|-----|-------------|-----------|--------------|-------------|-------------|----------|-----------|-----------|----------|
| Date | Opp | W/L | P/S | No | Yds | Avg | Net | TB | In20 | Lg | Blk | Date | Opp | W/L | P/S | No | Yds | Avg | Net | TB | In20 | Lg | Blk |
| Sep 11 | StL | W | 1/0 | 5 | 207 | 41.4 | 38.6 | 0 | 1 | 47 | 0 | Sep 7 | Arz | L | 1/0 | 2 | 87 | 43.5 | 35.0 | 0 | 0 | 49 | 0 |
| Sep 18 | at Phi | L | 1/0 | 7 | 302 | 43.1 | 41.3 | 0 | 3 | 51 | 0 | Sep 14 | at Sea | W | 1/0 | 4 | 185 | 46.3 | 29.8 | 1 | 0 | 59 | 0 |
| Sep 25 | Dal | L | 1/0 | 5 | 199 | 39.8 | 38.2 | 0 | 1 | 48 | 0 | Sep 21 | Det | W | 1/0 | 4 | 148 | 37.0 | 35.0 | 0 | 3 | 47 | 0 |
| Oct 2 | at Arz | L | 1/0 | 7 | 327 | 46.7 | 36.6 | 0 | 1 | 58 | 0 | Sep 28 | at NO | L | 1/0 | 3 | 123 | 41.0 | 41.0 | 0 | 2 | 43 | 0 |
| Oct 9 | Ind | L | 1/0 | 5 | 208 | 41.6 | 38.4 | 0 | 1 | 50 | 0 | Oct 5 | NE | L | 1/0 | 5 | 270 | 54.0 | 46.2 | 1 | 0 | 82 | 0 |
| Oct 23 | at Was | L | 1/0 | 7 | 297 | 42.4 | 34.4 | 0 | 0 | 54 | 0 | Oct 12 | Phi | L | 1/0 | 3 | 128 | 42.7 | 31.3 | 0 | 0 | 47 | 0 |
| Oct 30 | TB | W | 1/0 | 9 | 369 | 41.0 | 37.8 | 0 | 2 | 49 | 0 | Oct 19 | at NYG | L | 1/0 | 5 | 218 | 43.6 | 38.0 | 1 | 1 | 59 | 0 |
| Nov 6 | NYG | L | 1/0 | 7 | 312 | 44.6 | 39.6 | 0 | 1 | 49 | 0 | Oct 26 | Sea | L | 1/0 | 4 | 196 | 49.0 | 42.5 | 0 | 1 | 57 | 0 |
| Nov 13 | at Chi | L | 1/0 | 7 | 283 | 40.4 | 36.0 | 0 | 1 | 44 | 0 | Nov 10 | at Arz | L | 1/0 | 4 | 212 | 53.0 | 40.0 | 1 | 0 | 63 | 0 |
| Nov 20 | Sea | L | 1/0 | 4 | 175 | 43.8 | 40.0 | 0 | 0 | 52 | 0 | Nov 16 | StL | W | 1/0 | 6 | 311 | 51.8 | 45.3 | 1 | 0 | 58 | 0 |
| Nov 27 | at Ten | L | 1/0 | 8 | 357 | 44.6 | 39.4 | 0 | 0 | 52 | 0 | Nov 23 | at Dal | L | 1/0 | 3 | 150 | 50.0 | 28.5 | 1 | 3 | 54 | 1 |
| Dec 4 | Arz | L | 1/0 | 5 | 217 | 43.4 | 36.0 | 1 | 1 | 47 | 0 | Nov 30 | at Buf | W | 1/0 | 6 | 284 | 47.3 | 39.2 | 0 | 1 | 58 | 0 |
| Dec 11 | at Sea | L | 1/0 | 8 | 299 | 37.4 | 36.3 | 0 | 1 | 49 | 0 | Dec 7 | NYJ | W | 1/0 | 4 | 178 | 44.5 | 41.0 | 0 | 0 | 56 | 0 |
| Dec 18 | at Jac | L | 1/0 | 8 | 335 | 41.9 | 36.3 | 0 | 1 | 50 | 0 | Dec 14 | at Mia | L | 1/0 | 5 | 242 | 48.4 | 30.0 | 2 | 1 | 53 | 0 |
| Dec 24 | at StL | W | 1/0 | 6 | 248 | 41.3 | 30.8 | 1 | 0 | 50 | 0 | Dec 21 | at StL | W | 1/0 | 5 | 274 | 54.8 | 47.2 | 1 | 1 | 62 | 0 |
| Jan 1 | Hou | W | 1/0 | 9 | 312 | 34.7 | 26.5 | 1 | 1 | 47 | 1 | Dec 28 | Was | W | 1/0 | 3 | 149 | 49.7 | 47.7 | 0 | 0 | 52 | 0 |
| TOTALS | | | 16/0 | 107 | 4,447 | 41.6 | 36.3 | 3 | 15 | 58 | 1 | TOTALS | | | 16/0 | 66 | 3,155 | 47.8 | 39.0 | 9 | 13 | 82 | 1 |

| 2006 | | | | | | | | | | | |
|---------------|--------|-----|-------------|-----------|--------------|-------------|-------------|----------|-----------|-----------|----------|
| Date | Opp | W/L | P/S | No | Yds | Avg | Net | TB | In20 | Lg | Blk |
| Sep 10 | at Arz | L | 1/0 | 4 | 145 | 36.3 | 36.3 | 0 | 3 | 47 | 0 |
| Sep 17 | StL | W | 1/0 | 4 | 180 | 45.0 | 37.5 | 0 | 2 | 54 | 0 |
| Sep 24 | Phi | L | 1/0 | 7 | 298 | 42.6 | 38.1 | 0 | 2 | 57 | 0 |
| Oct 1 | at KC | L | 1/0 | 7 | 316 | 45.1 | 30.6 | 1 | 2 | 54 | 0 |
| Oct 8 | Oak | W | 1/0 | 1 | 30 | 30.0 | 30.0 | 0 | 1 | 30 | 0 |
| Oct 15 | SD | L | 1/0 | 4 | 192 | 48.0 | 38.8 | 1 | 0 | 54 | 0 |
| Oct 29 | at Chi | L | 1/0 | 4 | 156 | 39.0 | 28.5 | 0 | 1 | 50 | 0 |
| Nov 5 | Min | W | 1/0 | 6 | 291 | 48.5 | 42.2 | 1 | 0 | 54 | 0 |
| Nov 12 | at Det | W | 1/0 | 3 | 106 | 35.3 | 30.0 | 0 | 1 | 45 | 0 |
| Nov 19 | Sea | W | 1/0 | 6 | 260 | 43.3 | 38.2 | 0 | 2 | 47 | 0 |
| Nov 26 | at StL | L | 1/0 | 4 | 206 | 51.5 | 37.5 | 2 | 0 | 66 | 0 |
| Dec 3 | at NO | L | 1/0 | 7 | 352 | 50.3 | 45.1 | 1 | 1 | 60 | 0 |
| Dec 10 | GB | L | 1/0 | 5 | 229 | 45.8 | 32.4 | 1 | 1 | 51 | 0 |
| Dec 14 | at Sea | W | 1/0 | 8 | 360 | 45.0 | 40.8 | 1 | 2 | 57 | 0 |
| Dec 24 | Arz | L | 1/0 | 4 | 197 | 49.3 | 37.3 | 0 | 0 | 55 | 0 |
| Dec 31 | at Den | W | 1/0 | 7 | 307 | 43.9 | 33.3 | 1 | 4 | 58 | 0 |
| TOTALS | | | 16/0 | 81 | 3,625 | 44.8 | 36.8 | 9 | 22 | 66 | 0 |



LEE'S GAME-BY-GAME

| 2009 | | | | | | | | | | | | 2010 | | | | | | | | | | | |
|---------------|--------|-----|-------------|-----------|--------------|-------------|-------------|----------|-----------|-----------|----------|---------------|--------|-----|-------------|-----------|--------------|-------------|-------------|-----------|-----------|-----------|----------|
| Date | Opp | W/L | P/S | No | Yds | Avg | Net | TB | In20 | Lg | Blk | Date | Opp | W/L | P/S | No | Yds | Avg | Net | TB | In20 | Lg | Blk |
| Sep 13 | at Arz | W | 1/0 | 8 | 393 | 49.1 | 42.3 | 0 | 2 | 64 | 0 | Sep 12 | at Sea | L | 1/0 | 6 | 249 | 41.5 | 35.3 | 1 | 2 | 47 | 0 |
| Sep 20 | Sea | W | 1/0 | 6 | 281 | 46.8 | 40.2 | 0 | 1 | 55 | 0 | Sep 20 | NO | L | 1/0 | 3 | 141 | 47.0 | 32.7 | 0 | 1 | 54 | 0 |
| Sep 27 | at Min | L | 1/0 | 9 | 465 | 51.7 | 40.8 | 2 | 2 | 57 | 0 | Sep 26 | at KC | L | 1/0 | 8 | 378 | 47.3 | 36.6 | 1 | 2 | 58 | 0 |
| Oct 4 | StL | W | 1/0 | 7 | 305 | 43.6 | 39.4 | 1 | 5 | 49 | 0 | Oct 3 | at Atl | L | 1/0 | 5 | 216 | 43.2 | 36.8 | 0 | 3 | 56 | 0 |
| Oct 11 | Atl | L | 1/0 | 5 | 219 | 43.8 | 40.2 | 0 | 1 | 51 | 0 | Oct 10 | Phi | L | 1/0 | 3 | 161 | 53.7 | 39.3 | 1 | 1 | 60 | 0 |
| Oct 25 | at Hou | L | 1/0 | 5 | 241 | 48.2 | 43.0 | 0 | 0 | 52 | 0 | Oct 17 | Oak | W | 1/0 | 8 | 346 | 43.3 | 37.6 | 1 | 4 | 55 | 0 |
| Nov 1 | at Ind | L | 1/0 | 8 | 400 | 50.0 | 46.0 | 0 | 4 | 59 | 0 | Oct 24 | at Car | L | 1/0 | 7 | 353 | 50.4 | 41.3 | 1 | 1 | 59 | 0 |
| Nov 8 | Ten | L | 1/0 | 3 | 170 | 56.7 | 53.3 | 0 | 3 | 60 | 0 | Oct 31 | Den | W | 1/0 | 6 | 296 | 49.3 | 44.2 | 0 | 4 | 57 | 0 |
| Nov 12 | Chi | W | 1/0 | 5 | 191 | 38.2 | 22.4 | 1 | 1 | 46 | 0 | Nov 14 | StL | W | 1/0 | 8 | 376 | 47.0 | 39.3 | 2 | 3 | 61 | 0 |
| Nov 22 | at GB | L | 1/0 | 5 | 259 | 51.8 | 45.2 | 0 | 0 | 55 | 0 | Nov 21 | TB | L | 1/0 | 6 | 227 | 37.8 | 30.0 | 1 | 2 | 53 | 0 |
| Nov 29 | Jax | W | 1/0 | 5 | 251 | 50.2 | 37.6 | 0 | 1 | 59 | 0 | Nov 29 | at Arz | W | 1/0 | 2 | 106 | 53.0 | 50.5 | 0 | 1 | 54 | 0 |
| Dec 6 | at Sea | L | 1/0 | 9 | 446 | 49.6 | 42.8 | 0 | 1 | 56 | 0 | Dec 5 | at GB | L | 1/0 | 5 | 236 | 47.2 | 32.4 | 2 | 0 | 61 | 0 |
| Dec 14 | Arz | W | 1/0 | 5 | 206 | 41.2 | 37.8 | 1 | 2 | 49 | 0 | Dec 12 | Sea | W | 1/0 | 5 | 247 | 49.4 | 37.6 | 1 | 1 | 57 | 0 |
| Dec 20 | at Phi | L | 1/0 | 4 | 193 | 48.3 | 41.8 | 1 | 2 | 60 | 0 | Dec 16 | at SD | L | 1/0 | 6 | 282 | 47.0 | 39.0 | 0 | 2 | 54 | 0 |
| Dec 27 | Det | W | 1/0 | 6 | 271 | 45.2 | 40.2 | 1 | 3 | 57 | 0 | Dec 26 | at StL | L | 1/0 | 6 | 323 | 53.8 | 52.0 | 0 | 4 | 64 | 0 |
| Jan 3 | at StL | W | 1/0 | 9 | 420 | 46.7 | 36.3 | 1 | 2 | 56 | 0 | Jan 2 | Arz | W | 1/0 | 7 | 266 | 38.0 | 32.7 | 1 | 3 | 53 | 0 |
| TOTALS | | | 16/0 | 99 | 4,711 | 47.6 | 41.0 | 8 | 30 | 64 | 0 | TOTALS | | | 16/0 | 91 | 4,203 | 46.2 | 38.2 | 12 | 34 | 64 | 0 |



91

RAY

McDONALD

| DEFENSIVE TACKLE



6-3 | 290 | FLORIDA | 5TH YEAR | BORN 9.2.84 | PAHOKEE, FL
ACQUIRED D-3B IN '07 | GLADES CENTRAL HS, BELLE GLADE, FL

A 3rd-round pick in 2007, Ray McDonald has seen extensive action on the 49ers defensive line over the course of his career. Known for his instincts and quickness off the line, McDonald has played a significant role in the defense allowing opposing teams to rush just 77.3 ypg this season, which ranks 1st in the NFL. At the University of Florida in 2005, McDonald overcame a pair of serious knee injuries to re-establish himself as one of the most tireless workers in the trenches. A big playmaker on defense, he has a knack for being in the right place at the right time. Over the past two seasons, he is one of only 3 NFL defensive linemen to score two TDs (Min. DE Jared Allen and Atl. DE Kroy Biermann).

- Picked up his first FR of the season after LB Aldon Smith stripped the ball from QB John Skelton in the 2nd qtr. at Arz. (12/11).
- Teamed up with LB Aldon Smith for a sack on QB Ben Roethlisberger vs. Pit. (12/19). On the play, McDonald registered his 2nd FF of the season, while DT Justin Smith picked up the ball, which led to a TD on the ensuing drive.
- Notched his 5.5 sack on the season bringing down QB Tarvaris Jackson in the 1st qtr. for a 10-yd. loss at Sea. (12/24). His 5.5 sacks are a new single season career-high.

// CAREER HIGHLIGHTS

- Recorded his first career TD after scooping up a QB Kyle Boller fumble on the Rams 11-yd. line, returning it for the score vs. StL (10/4/09).
- Registered his first career INT and returned it 31 yds. for a TD at Car. (10/24/10).

// 2011 HIGHLIGHTS

- Recorded a career-high 8 total tackles (6 solo) vs. Sea. (9/11) and his 6th career sack (QB Tarvaris Jackson) for a 2-yd. loss.
- Registered his seventh career sack vs. Dal. (9/18), marking the first time he has recorded sacks in multiple weeks since 9/13/09 at Arz. and 9/20/09 vs. Sea.
- Tallied 6 tackles and a half sack at Phi. (10/2) in come-from-behind 49ers 24-23 victory.
- Assisted on a sack with DT Justin Smith at Det. (10/16 - QB Matthew Stafford) with 1:02 left in the 4th qtr. Also posted 5 tackles and a career-high 2 PDs.
- Notched 9 stops for a career best at Bal. (11/24), including 2 QB pressures and 1 TFL.
- Registered his first career FF after taking down Rams QB A.J. Feeley in the 2nd qtr. vs. StL (12/4), marking his 4th sack of the season and 9th of his career. Tied the team-high with 7 stops on the day.
- Helped limit the Rams to just 31 yds. rushing without allowing a rushing first down vs. StL (12/4). This marked the first time the 49ers defense did not allow a rushing first down since 11/29/10 at Arz.

McDONALD'S GAME-BY-GAME

| 2011 | | | | | | | | | | | | | | | |
|---------------|--------|-----|-----|----------------------|-----------|-----------|-----------|------------|-------------|----------|----------|----------|----------|----------|----------|
| Date | Opp | W/L | P/S | Tot | Sol | Ast | Sk | Yds | Int | Yds | PD | FF | FR | Yds | |
| Sep 11 | Sea | W | 1/1 | 8 | 6 | 2 | 1.0 | 2.0 | 0 | 0 | 0 | 0 | 0 | 0 | |
| Sep 18 | Dal | L | 1/1 | 6 | 2 | 4 | 1.0 | 5.0 | 0 | 0 | 0 | 0 | 0 | 0 | |
| Sep 25 | at Cin | W | 1/1 | 6 | 3 | 3 | 0.0 | 0.0 | 0 | 0 | 0 | 0 | 0 | 0 | |
| Oct 2 | at Phi | W | 1/1 | 6 | 2 | 4 | 0.5 | 0.5 | 0 | 0 | 0 | 0 | 0 | 0 | |
| Oct 9 | TB | W | 1/1 | 5 | 2 | 3 | 0.0 | 0.0 | 0 | 0 | 0 | 0 | 0 | 0 | |
| Oct 16 | at Det | W | 1/1 | 5 | 3 | 2 | 0.5 | 4.0 | 0 | 0 | 2 | 0 | 0 | 0 | |
| Oct 30 | Cle | W | 1/1 | 3 | 1 | 2 | 0.0 | 0.0 | 0 | 0 | 0 | 0 | 0 | 0 | |
| Nov 6 | at Was | W | - | INACTIVE (Hamstring) | | - | - | - | - | - | - | - | - | - | |
| Nov 13 | NYG | W | 1/1 | 8 | 4 | 4 | 0.0 | 0.0 | 0 | 0 | 0 | 0 | 0 | 0 | |
| Nov 20 | Arz | W | 1/1 | 3 | 1 | 2 | 0.0 | 0.0 | 0 | 0 | 0 | 0 | 0 | 0 | |
| Nov 24 | at Bal | L | 1/1 | 9 | 6 | 3 | 0.0 | 0.0 | 0 | 0 | 0 | 0 | 0 | 0 | |
| Dec 4 | StL | W | 1/1 | 7 | 4 | 3 | 1.0 | 8.0 | 0 | 0 | 0 | 1 | 0 | 0 | |
| Dec 11 | at Arz | L | 1/1 | 5 | 3 | 2 | 0.0 | 0.0 | 0 | 0 | 0 | 0 | 1 | 0 | |
| Dec 19 | Pit | W | 1/1 | 7 | 4 | 3 | 0.5 | 6.0 | 0 | 0 | 0 | 1 | 0 | 0 | |
| Dec 24 | at Sea | W | 1/1 | 9 | 6 | 3 | 1.0 | 10.0 | 0 | 0 | 0 | 0 | 0 | 0 | |
| Jan 1 | at StL | W | 1/1 | 6 | 4 | 2 | 0.0 | 0.0 | 0 | 0 | 0 | 0 | 0 | 0 | |
| TOTALS | | | | 15/15 | 93 | 51 | 42 | 5.5 | 35.5 | 0 | 0 | 2 | 2 | 1 | 0 |

| 2011 Postseason | | | | | | | | | | | | | | | |
|-----------------|-----|-----|-----|------------|----------|----------|----------|------------|------------|----------|----------|----------|----------|----------|----------|
| Date | Opp | W/L | P/S | Tot | Sol | Ast | Sk | Yds | Int | Yds | PD | FF | FR | Yds | |
| Jan 14 | NO | W | 1/1 | 2 | 1 | 1 | 0.0 | 0.0 | 0 | 0 | 0 | 0 | 0 | 0 | |
| Jan 22 | NYG | | | | | | | | | | | | | | |
| TOTALS | | | | 1/1 | 2 | 1 | 1 | 0.0 | 0.0 | 0 | 0 | 0 | 0 | 0 | 0 |

QB Hits: Regular Season – 45; Postseason – 2

QB Pressures: Regular Season – 64; Postseason – 5



// GOLDMINE

• Ray comes from an athletic family as his father, Ray Sr., played wide receiver for the Florida Gators in the mid-80s and was featured on the cover of *Sports Illustrated* (Nov. 11, 1985) after catching both scores in a 14-10 victory at Auburn in 1985. Ray's grandfather played running back at Bethune Cookman and his uncle was a cornerback at UCF. Ray didn't have strong aspirations of playing football professionally until later in high school, when his father began to prepare him for the pro game. "He didn't really push me into playing football when I was growing up, but I told him I really wanted to take off with football. So he dedicated his whole year to me working out."

- Ray has had his share of success growing up playing football. While in high school, he won a state championship four straight years, and then a national title at Florida, but still strives to achieve the ultimate prize of an NFL championship. "I have individual goals, but it all comes down to winning. I come from a winning tradition. All I'm missing out on is an NFL Championship."
- Since the 2008 offseason, Ray has looked for other ways to improve himself as a pass rusher. He has been boxing with the 49ers training staff in order to add more moves to his pass rushing repertoire. "It's something that I can add to my tray with hand-eye coordination. It helps with my endurance and my hand placement and I have enough force to knock someone off balance."

// 2011 INJURY REPORT

- Inactive at Was. (hamstring) on 11/6.

McDONALD'S CAREER STATISTICS

| YEAR | TEAM | GP | GS | TACKLES | | | | | INTERCEPTIONS | | | | | FUMBLES | | | |
|---------------|------|-----------|-----------|------------|------------|------------|-------------|-------------|---------------|-----------|------------|----------|----------|----------|----------|------------|---|
| | | | | TOT | SOL | AST | SACKS | YDS | INT | YDS | LG | TD | PD | FF | FR | YDS | |
| 2007 | SF | 9 | 0 | 11 | 4 | 7 | 1.0 | 6.0 | 0 | 0 | 0 | 0 | 0 | 0 | 0 | 0 | 0 |
| 2008 | SF | 15 | 9 | 58 | 28 | 30 | 1.0 | 5.0 | 0 | 0 | 0 | 0 | 5 | 0 | 0 | 0 | |
| 2009 | SF | 16 | 0 | 29 | 12 | 17 | 3.0 | 19.0 | 0 | 0 | 0 | 0 | 0 | 0 | 2 | 11t | |
| 2010 | SF | 16 | 0 | 57 | 23 | 34 | 0.0 | 0.0 | 1 | 31 | 31t | 1 | 2 | 0 | 0 | 0 | |
| 2011 | SF | 15 | 15 | 93 | 51 | 42 | 5.5 | 35.5 | 0 | 0 | 0 | 0 | 2 | 2 | 1 | 0 | |
| TOTALS | | 71 | 24 | 248 | 118 | 130 | 10.5 | 65.5 | 1 | 31 | 31t | 1 | 9 | 2 | 3 | 11t | |

PLAYOFFS

| YEAR | TEAM | GP | GS | TACKLES | | | | | INTERCEPTIONS | | | | | FUMBLES | | |
|---------------|------|----------|----------|----------|----------|----------|------------|------------|---------------|----------|----------|----------|----------|----------|----------|----------|
| | | | | TOT | SOL | AST | SACKS | YDS | INT | YDS | LG | TD | PD | FF | FR | YDS |
| 2011 | SF | 1 | 1 | 2 | 1 | 1 | 0.0 | 0.0 | 0 | 0 | 0 | 0 | 0 | 0 | 0 | 0 |
| TOTALS | | 1 | 1 | 2 | 1 | 1 | 0.0 | 0.0 | 0 | 0 | 0 | 0 | 0 | 0 | 0 | 0 |

Additional Statistics:

Blocked Field Goals – 2: 2008 (1 vs. Phi., 10/12/08), 2009 (1 at Min. 9/27/09)
Blocked Extra Points – 1: 2009 (1 vs. Arz., 12/14/09)
TDs – 2: 2009 [11–yd. fumble return vs. STL (10/4/09)], 2010 [31–yd. INT return at Car. (10/24/10)]
QB Hits: Regular Season – 45; Postseason – 2
QB Pressures: Regular Season – 64; Postseason – 5

Milestones:

NFL Debut: vs. Bal. (10/7/07); **First Start:** vs. Arz. (9/7/08); **First Sack:** vs. TB (12/23/07 – QB Jeff Garcia); **First FR:** vs. StL (10/4/09 – QB Kyle Boller); **First FF:** vs. StL (12/4/11 – QB A. J. Feeley); **First Blocked FG:** vs. Phi. (10/12/08 – 54–yd. att. by K David Akers); **First Blocked PAT:** vs. Arz. (12/14/09 – K Neil Rackers)

McDONALD'S CAREER HIGHS

Total Tackles: 9 at Bal. (11/24/11) **Passes Defensed:** 2 at Det. (10/16/11)
Solo: 6 (3 times) Last at Sea. (12/24/11) **Fumble Recoveries:** 1 (3 times) Last at Azr. (12/11/11)
Assists: 4 (5 times) Last vs. NYG (11/13/11) **Forced Fumbles:** 1 (2 times) Last vs. Pit. (12/19/11)
Sacks: 1.0 (9 times) Last at Sea. (12/24/11)



// TRANSACTIONS

Originally the second of two 3rd-round (97th pick overall) draft choices by SF in 2007...Signed to a 5-year deal on 7/29/11.

// 2010

- Played in all 16 games, registering 57 tackles and an INT returned for a TD.
- Registered his first career INT and returned it 31 yds. for a TD at Car. (10/24). It marked McDonald's 2nd career TD.

// 2009

- Posted a career-high 3.0 sacks.
- Sacked QB Kurt Warner at Arz. (9/13) in his first game back after undergoing offseason knee surgery.
- Registered sacks in back-to-back games for the first time in his career by dropping QB Matt Hasselbeck vs. Sea. (9/20).
- Blocked a 44-yd. FG att. by K Ryan Longwell that was returned by CB Nate Clements 59 yds. for a TD at the end of the 2nd qtr. at Min. (9/27). It marked his 2nd career blocked FG.
- Recorded his first career TD after scooping up a QB Kyle Boller fumble on the Rams 11-yd. line, returning it for the score vs. StL (10/4/09).

// 2008

- Ranked 2nd on team with 37 QB pressures.
- Started first career game vs. Arz. (9/7), tallying 6 tackles.
- Tipped a pass that was intercepted by CB Walt Harris at Sea. (9/14).
- Blocked a 54-yd. FG attempt vs. Phi. (10/12) and CB Donald Strickland scooped ball up and raced 41 yds. for a TD.
- Left game in 2nd qtr. at NYG (10/19) with a sprained knee.

// 2007

- Made his NFL debut vs. Bal. (10/7) and tallied 3 tackles.
- Totaled 2 tackles and brought down QB Jeff Garcia for his first career sack vs. TB (12/23).

// COLLEGE

Saw action in 46 games (36 starts) at Florida and collected 137 tackles, 11.0 sacks, 2 FFs, a FR and a blocked kick. Became first defensive lineman to start 12 games in a season (2003) as a freshman and was only fourth defensive lineman in school history to start as a freshman in season opener. Earned All-SEC first-team honors from league's coaches as a senior after starting every game and recording 36 tackles, 3.0 sacks, a blocked kick and a FR returned for a TD as he split time between defensive end and tackle. SEC All-Freshman Team selection by *The Sporting News* after starting 12 of 13 games at defensive tackle and posting 54 tackles. Redshirted as a true freshman in 2002.

// PERSONAL

- Attended Glades Central (Belle Glade, FL) HS, where he earned All-American honors and was named Palm Beach County Defensive Player of the Year in 2001, as he recorded 132 tackles and 24.0 sacks as a senior. Helped lead his team to Class 3A state championship as a junior and started final three seasons at defensive tackle.
- His parents, Ray Sr. and Labrina, own an insurance agency. Ray Sr. played WR at the University of Florida.
- Ray took an interest in learning the guitar after listening to a song by blues musician Otis Taylor.
- Born Raymondo Antoine McDonald (9/2/84) in Pahokee, FL.

// INJURY REPORT

2008: Inactive vs. Sea. (10/26) with a knee injury.



McDONALD'S GAME-BY-GAME

| 2007 | | | | | | | | | | | | | | 2009 | | | | | | | | | | | | | | | | |
|---------------|--------|-----|------------|-----------|----------|----------|------------|------------|----------|----------|----------|----------|----------|----------|---------------|--------|-----|-------------|-----------|-----------|-----------|------------|-------------|----------|----------|----------|----------|----------|------------|---|
| Date | Opp | W/L | P/S | Tot | Sol | Ast | Sk | Yds | Int | Yds | PD | FF | FR | Yds | Date | Opp | W/L | P/S | Tot | Sol | Ast | Sk | Yds | Int | Yds | PD | FF | FR | Yds | |
| Sep 10 | Arz | W | - | - | - | - | INACTIVE | - | - | - | - | - | - | - | Sep 13 | at Arz | W | 1/0 | 3 | 2 | 1 | 1.0 | 5.0 | 0 | 0 | 0 | 0 | 0 | 0 | |
| Sep 16 | at StL | W | - | - | - | - | INACTIVE | - | - | - | - | - | - | - | Sep 20 | Sea | W | 1/0 | 3 | 2 | 1 | 1.0 | 7.0 | 0 | 0 | 0 | 0 | 0 | 0 | |
| Sep 23 | at Pit | L | - | - | - | - | INACTIVE | - | - | - | - | - | - | - | Sep 27 | at Min | L | 1/0 | 5 | 2 | 3 | 0.0 | 0.0 | 0 | 0 | 0 | 0 | 0 | 0 | |
| Sep 30 | Sea | L | - | - | - | - | INACTIVE | - | - | - | - | - | - | - | Oct 4 | StL | W | 1/0 | 3 | 1 | 2 | 0.0 | 0.0 | 0 | 0 | 0 | 0 | 1 | 11t | |
| Oct 7 | Bal | L | 1/0 | 3 | 1 | 2 | 0.0 | 0.0 | 0 | 0 | 0 | 0 | 0 | 0 | Oct 11 | Atl | L | 1/0 | 0 | 0 | 0 | 0.0 | 0.0 | 0 | 0 | 0 | 0 | 0 | 0 | |
| Oct 21 | at NYG | L | 1/0 | 2 | 1 | 1 | 0.0 | 0.0 | 0 | 0 | 0 | 0 | 0 | 0 | Oct 25 | at Hou | L | 1/0 | 0 | 0 | 0 | 0.0 | 0.0 | 0 | 0 | 0 | 0 | 0 | 0 | 0 |
| Oct 28 | NO | L | 1/0 | 1 | 0 | 1 | 0.0 | 0.0 | 0 | 0 | 0 | 0 | 0 | 0 | Nov 1 | at Ind | L | 1/0 | 1 | 1 | 0 | 1.0 | 7.0 | 0 | 0 | 0 | 0 | 0 | 0 | |
| Nov 4 | at Atl | L | 1/0 | 0 | 0 | 0 | 0.0 | 0.0 | 0 | 0 | 0 | 0 | 0 | 0 | Nov 8 | Ten | L | 1/0 | 0 | 0 | 0 | 0.0 | 0.0 | 0 | 0 | 0 | 0 | 0 | 0 | |
| Nov 12 | at Sea | L | - | - | - | - | INACTIVE | - | - | - | - | - | - | - | Nov 12 | Chi | W | 1/0 | 2 | 0 | 2 | 0.0 | 0.0 | 0 | 0 | 0 | 0 | 0 | 0 | |
| Nov 18 | StL | L | 1/0 | 1 | 0 | 1 | 0.0 | 0.0 | 0 | 0 | 0 | 0 | 0 | 0 | Nov 22 | at GB | L | 1/0 | 2 | 0 | 2 | 0.0 | 0.0 | 0 | 0 | 0 | 0 | 0 | 0 | |
| Nov 25 | at Arz | W | 1/0 | 1 | 1 | 0 | 0.0 | 0.0 | 0 | 0 | 0 | 0 | 0 | 0 | Nov 29 | Jax | W | 1/0 | 2 | 0 | 2 | 0.0 | 0.0 | 0 | 0 | 0 | 0 | 1 | 0 | |
| Dec 2 | at Car | L | - | - | - | - | INACTIVE | - | - | - | - | - | - | - | Dec 6 | at Sea | L | 1/0 | 2 | 2 | 0 | 0.0 | 0.0 | 0 | 0 | 0 | 0 | 0 | 0 | |
| Dec 9 | Min | L | 1/0 | 0 | 0 | 0 | 0.0 | 0.0 | 0 | 0 | 0 | 0 | 0 | 0 | Dec 14 | Arz | W | 1/0 | 1 | 0 | 1 | 0.0 | 0.0 | 0 | 0 | 0 | 0 | 0 | 0 | |
| Dec 15 | Cin | W | - | - | - | - | INACTIVE | - | - | - | - | - | - | - | Dec 20 | at Phi | L | 1/0 | 1 | 0 | 1 | 0.0 | 0.0 | 0 | 0 | 0 | 0 | 0 | 0 | |
| Dec 23 | TB | W | 1/0 | 2 | 1 | 1 | 1.0 | 6.0 | 0 | 0 | 0 | 0 | 0 | 0 | Dec 27 | Det | W | 1/0 | 2 | 1 | 1 | 0.0 | 0.0 | 0 | 0 | 0 | 0 | 0 | 0 | |
| Dec 30 | at Cle | L | 1/0 | 1 | 0 | 1 | 0.0 | 0.0 | 0 | 0 | 0 | 0 | 0 | 0 | Jan 3 | at StL | W | 1/0 | 2 | 1 | 1 | 0.0 | 0.0 | 0 | 0 | 0 | 0 | 0 | 0 | |
| TOTALS | | | 9/0 | 11 | 4 | 7 | 1.0 | 6.0 | 0 | 0 | 0 | 0 | 0 | 0 | TOTALS | | | 16/0 | 29 | 12 | 17 | 3.0 | 19.0 | 0 | 0 | 0 | 0 | 2 | 11t | |

| 2008 | | | | | | | | | | | | | | 2010 | | | | | | | | | | | | | | | |
|---------------|--------|-----|-------------|-----------|-----------|-----------|-----------------|------------|----------|----------|----------|----------|----------|----------|---------------|--------|-----|-------------|-----------|-----------|-----------|------------|------------|----------|------------|----------|----------|----------|----------|
| Date | Opp | W/L | P/S | Tot | Sol | Ast | Sk | Yds | Int | Yds | PD | FF | FR | Yds | Date | Opp | W/L | P/S | Tot | Sol | Ast | Sk | Yds | Int | Yds | PD | FF | FR | Yds |
| Sep 7 | Arz | L | 1/1 | 6 | 2 | 4 | 0.0 | 0.0 | 0 | 0 | 1 | 0 | 0 | 0 | Sep 12 | at Sea | L | 1/0 | 4 | 1 | 3 | 0.0 | 0.0 | 0 | 0 | 0 | 0 | 0 | 0 |
| Sep 14 | at Sea | W | 1/1 | 6 | 4 | 2 | 0.0 | 0.0 | 0 | 0 | 1 | 0 | 0 | 0 | Sep 20 | NO | L | 1/0 | 5 | 2 | 3 | 0.0 | 0.0 | 0 | 0 | 0 | 0 | 0 | 0 |
| Sep 21 | Det | W | 1/1 | 3 | 2 | 1 | 0.0 | 0.0 | 0 | 0 | 0 | 0 | 0 | 0 | Sep 26 | at KC | L | 1/0 | 2 | 1 | 1 | 0.0 | 0.0 | 0 | 0 | 0 | 0 | 0 | 0 |
| Sep 28 | at NO | L | 1/1 | 4 | 2 | 2 | 0.0 | 0.0 | 0 | 0 | 1 | 0 | 0 | 0 | Oct 3 | at Atl | L | 1/0 | 2 | 0 | 2 | 0.0 | 0.0 | 0 | 0 | 0 | 0 | 0 | 0 |
| Oct 5 | NE | L | 1/1 | 4 | 3 | 1 | 1.0 | 5.0 | 0 | 0 | 1 | 0 | 0 | 0 | Oct 10 | Phi | L | 1/0 | 3 | 2 | 1 | 0.0 | 0.0 | 0 | 0 | 0 | 0 | 0 | 0 |
| Oct 12 | Phi | L | 1/1 | 6 | 2 | 4 | 0.0 | 0.0 | 0 | 0 | 0 | 0 | 0 | 0 | Oct 17 | Oak | W | 1/0 | 3 | 1 | 2 | 0.0 | 0.0 | 0 | 0 | 0 | 0 | 0 | 0 |
| Oct 19 | at NYG | L | 1/1 | 3 | 1 | 2 | 1.0 | 0.0 | 0 | 0 | 0 | 0 | 0 | 0 | Oct 24 | at Car | L | 1/0 | 4 | 1 | 3 | 0.0 | 0.0 | 1 | 31t | 1 | 0 | 0 | 0 |
| Oct 26 | Sea | L | - | - | - | - | INACTIVE (Knee) | - | - | - | - | - | - | - | Oct 31 | Den | W | 1/0 | 4 | 2 | 2 | 0.0 | 0.0 | 0 | 0 | 0 | 0 | 0 | 0 |
| Nov 10 | at Arz | L | 1/1 | 2 | 1 | 1 | 0.0 | 0.0 | 0 | 0 | 0 | 0 | 0 | 0 | Nov 14 | StL | W | 1/0 | 4 | 2 | 2 | 0.0 | 0.0 | 0 | 0 | 0 | 0 | 0 | 0 |
| Nov 16 | StL | W | 1/1 | 3 | 1 | 2 | 0.0 | 0.0 | 0 | 0 | 0 | 0 | 0 | 0 | Nov 21 | TB | L | 1/0 | 3 | 1 | 2 | 0.0 | 0.0 | 0 | 0 | 0 | 0 | 0 | 0 |
| Nov 24 | at Dal | L | 1/0 | 3 | 1 | 2 | 0.0 | 0.0 | 0 | 0 | 0 | 0 | 0 | 0 | Nov 29 | at Arz | W | 1/0 | 2 | 0 | 2 | 0.0 | 0.0 | 0 | 0 | 0 | 0 | 0 | 0 |
| Nov 31 | at Buf | W | 1/0 | 4 | 2 | 2 | 0.0 | 0.0 | 0 | 0 | 1 | 0 | 0 | 0 | Dec 5 | at GB | L | 1/0 | 2 | 1 | 1 | 0.0 | 0.0 | 0 | 0 | 0 | 0 | 0 | 0 |
| Dec 7 | NYJ | W | 1/0 | 2 | 1 | 1 | 0.0 | 0.0 | 0 | 0 | 0 | 0 | 0 | 0 | Dec 12 | Sea | W | 1/0 | 2 | 0 | 2 | 0.0 | 0.0 | 0 | 0 | 0 | 0 | 0 | 0 |
| Dec 14 | at Mia | L | 1/0 | 4 | 2 | 2 | 0.0 | 0.0 | 0 | 0 | 0 | 0 | 0 | 0 | Dec 16 | at SD | L | 1/0 | 6 | 4 | 2 | 0.0 | 0.0 | 0 | 0 | 0 | 0 | 0 | 0 |
| Dec 21 | at StL | W | 1/0 | 3 | 1 | 2 | 0.0 | 0.0 | 0 | 0 | 0 | 0 | 0 | 0 | Dec 26 | at StL | L | 1/0 | 6 | 3 | 3 | 0.0 | 0.0 | 0 | 0 | 0 | 0 | 0 | 0 |
| Dec 28 | Was | W | 1/0 | 5 | 3 | 2 | 0.0 | 0.0 | 0 | 0 | 0 | 0 | 0 | 0 | Jan 2 | Arz | W | 1/0 | 5 | 2 | 3 | 0.0 | 0.0 | 0 | 0 | 1 | 0 | 0 | 0 |
| TOTALS | | | 15/9 | 58 | 28 | 30 | 1.0 | 5.0 | 0 | 0 | 5 | 0 | 0 | 0 | TOTALS | | | 16/0 | 57 | 23 | 34 | 0.0 | 0.0 | 1 | 31t | 2 | 0 | 0 | 0 |



49

BRUCE MILLER

| FULLBACK



6-2 | 248 | CENTRAL FLORIDA | ROOKIE | BORN 8.6.87 | CANTON, GA
ACQUIRED D-7A IN '11 | WOODSTOCK HS, WOODSTOCK, GA

A productive defensive end in college, Bruce Miller will make the transition to fullback for the 49ers. Known for his quickness off the edge, Miller plays fast and is very smart. The two-time Conference USA Defensive Player of the Year's blue-collar work ethic made the 49ers confident he will be able to transition to the offensive side of the ball.

// 2011 HIGHLIGHTS

- Made NFL debut vs. Sea. (9/11), seeing action on special teams.
- Made first career start at Cin. (9/26). On the first play from scrimmage, he hauled in a 11-yd. recept. Finished game with 4 catches for 25 yds. and one carry for 2 yds.
- Hauled in his first TD recept. of his career on a 30-yd. pass from QB Alex Smith in the 2nd qtr. at Was. (11/6). Tied a team-high posting 2 special teams tackles.
- Caught a 5-yd. recept. in the 1st qtr. vs. Arz. (11/20) before leaving the game with a head injury.

// GOLDMINE

- Bruce wasn't the most touted player coming out of high school. In fact, saying he was under the radar was an overstatement; Bruce wasn't even on the radar. UCF defensive coordinator Dave Huxtable, however, was evaluating other Georgia players and noticed Bruce on film. "He was playing tight end," Huxtable said. "Running and catching balls and making players miss. He was on the kickoff cover team and he was the first one down there on the kickoff cover team plays. Then I got to watch him play basketball. He's a 6-2 center, but he's underneath there just battling on the boards. He's a special guy." Huxtable was one of Bruce's major influences in becoming the two-time Conference USA Defensive Player of the Year. "He played a huge roll for me," said Bruce. "I always looked at him for motivation and help. I went to Coach Hux because of the bond we made during recruiting and then playing for him at linebacker. Coach Hux, the things that he does the time and effort he puts in, is just unbelievable."

- One of Bruce's biggest attributes is his gritty attitude. "The biggest thing is he's just relentless," said Miller's former UCF Defensive Coordinator and current Knight linebacker coach John Skladany. "He really enjoys that part of the game. He goes and looks for the contact. He just keeps going and going and going. You're going to have to shoot him to stop him. If he's going to be blocking, some linebacker is going to have a long day." The 49ers are looking to have him transition from defensive end to fullback. "They said they wanted to bring somebody in who was tough and could bring a hit every play," said Bruce. "And i think I fit that description pretty well."

// 2011 INJURY REPORT

- Inactive (concussion) at Bal. (11/24).

MILLER'S GAME-BY-GAME

2011

| Date | Opp | W/L | P/S | Rsh | Yds | Avg | Lg | TD | Rec | Yds | TD | |
|---------------|--------|-----|-----|-------------|-----------------------|----------|------------|----------|----------|-----------|-----------|----------|
| Sep 11 | Sea | W | 1/0 | 0 | 0 | 0.0 | 0 | 0 | 0 | 0 | 0 | |
| Sep 18 | Dal | L | 1/0 | 0 | 0 | 0.0 | 0 | 0 | 0 | 0 | 0 | |
| Sep 25 | at Cin | W | 1/1 | 1 | 2 | 2.0 | 2 | 0 | 4 | 25 | 0 | |
| Oct 2 | at Phi | W | 1/1 | 0 | 0 | 0.0 | 0 | 0 | 1 | 15 | 0 | |
| Oct 9 | TB | W | 1/0 | 1 | 0 | 0.0 | 0 | 0 | 0 | 0 | 0 | |
| Oct 16 | at Det | W | 1/1 | 1 | 3 | 3.0 | 3 | 0 | 0 | 0 | 0 | |
| Oct 30 | Cle | W | 1/1 | 0 | 0 | 0.0 | 0 | 0 | 0 | 0 | 0 | |
| Nov 6 | at Was | W | 1/0 | 0 | 0 | 0.0 | 0 | 0 | 1 | 30 | 1 | |
| Nov 13 | NYG | W | 1/0 | 0 | 0 | 0.0 | 0 | 0 | 0 | 0 | 0 | |
| Nov 20 | Arz | W | 1/1 | 0 | 0 | 0.0 | 0 | 0 | 1 | 5 | 0 | |
| Nov 24 | at Bal | L | - | - | INACTIVE (Concussion) | | | - | - | - | - | |
| Dec 4 | StL | W | 1/0 | 0 | 0 | 0.0 | 0 | 0 | 0 | 0 | 0 | |
| Dec 11 | at Arz | L | 1/1 | 0 | 0 | 0.0 | 0 | 0 | 2 | 5 | 0 | |
| Dec 19 | Pit | W | 1/1 | 1 | 3 | 3.0 | 3 | 0 | 0 | 0 | 0 | |
| Dec 24 | at Sea | W | 1/0 | 0 | 0 | 0.0 | 0 | 0 | 1 | 3 | 0 | |
| Jan 1 | at StL | W | 1/0 | 0 | 0 | 0.0 | 0 | 0 | 1 | 0 | 0 | |
| TOTALS | | | | 15/7 | 4 | 8 | 2.0 | 3 | 0 | 11 | 83 | 1 |

2011

| Date | Opp | W/L | P/S | Rsh | Yds | Avg | Lg | TD | Rec | Yds | TD | |
|---------------|-----|-----|-----|------------|----------|----------|------------|----------|----------|----------|-----------|----------|
| Jan 14 | NO | W | 1/1 | 0 | 0 | 0.0 | 0 | 0 | 1 | 16 | 0 | |
| Jan 22 | NYG | | | | | | | | | | | |
| TOTALS | | | | 1/1 | 0 | 0 | 0.0 | 0 | 0 | 1 | 16 | 0 |

Special Teams Tackles: Regular Season – 7; Postseason – 1



MILLER'S CAREER STATISTICS

| YEAR | TEAM | GP | GS | ATT | RUSHING | | | | RECEIVING | | | | |
|---------------|------|-----------|----------|----------|----------|------------|----------|----------|-----------|-----------|------------|------------|----------|
| | | | | | YDS | AVG | LG | TD | NO | YDS | AVG | LG | TD |
| 2011 | SF | 15 | 7 | 4 | 8 | 2.0 | 3 | 0 | 11 | 83 | 7.5 | 30t | 1 |
| TOTALS | | 15 | 7 | 4 | 8 | 2.0 | 3 | 0 | 11 | 83 | 7.5 | 30t | 1 |

PLAYOFFS

| YEAR | TEAM | GP | GS | ATT | RUSHING | | | | RECEIVING | | | | |
|---------------|------|----------|----------|----------|----------|------------|----------|----------|-----------|-----------|-------------|-----------|----------|
| | | | | | YDS | AVG | LG | TD | NO | YDS | AVG | LG | TD |
| 2011 | SF | 1 | 1 | 0 | 0 | 0.0 | 0 | 0 | 1 | 16 | 16.0 | 16 | 0 |
| TOTALS | | 1 | 1 | 0 | 0 | 0.0 | 0 | 0 | 1 | 16 | 16.0 | 16 | 0 |

Additional Statistics:

Special Teams Statistics: Regular Season – 2011 (7); Postseason – 1

Fumble – Lost – 1–0: 1–0 in 2011

Milestones:

NFL Debut: vs. Sea. (9/11/11); **First Start:** at Cin. (9/25/11); **First Reception:** at Cin. (9/25/11 – 11–yd. pass from QB Alex Smith); **First TD Reception:** at Was. (11/6/11 – 30–yd. pass from QB Alex Smith)

MILLER'S CAREER HIGHS

Receptions: 4 at Cin. (9/25/11)

Receiving Yards: 30 at Was. (11/6/11)

Long Receptions: 30 at Was. (11/6/11)

TD Receptions: 1 at Was. (11/6/11)



// TRANSACTIONS

Originally the first of three 7th-round (211th overall) draft choices by SF in 2011.

// COLLEGE

Played in 52 games (46 starts) for the Knights and was a two-time Conference USA Defensive Player of the Year (2009-10). Recorded 214 tackles, 35.5 sacks, 57.5 TFLs, 3 INTs (two for TDs), 6 FFs, 2 FRs and 9 PDs. Led all active collegiate players with 35.5 sacks and ranked 3rd with 57.5 TFLs. In 2010, was named Conference USA Defensive Player of the Year and was selected first-team All-Conference USA. Started all 14 games and notched 63 tackles, 8.5 sacks, 13.5 TFLs, 2 INTs (both returned for TDs), 2 FFs and 2 PDs. Part of a defense that led the conference, ranked 8th nationally in run defense (108.4 yds./gm.) and ranked 15th nationally in total defense (315.4 yds./gm.). As a junior, named Conference USA Defensive Player of the Year and first-team All-Conference USA. Ranked 5th in the nation with 13.0 sacks. Played in 13 games (12 starts), registering 61 tackles, 18.0 TFLs, FR, FF and 3 PDs. In 2008, selected first-team All-Conference USA. Played in 12 games (11 starts) and notched 52 tackles, 7.0 sacks, 17.0 TFLs, INT, 2 FFs and 3 PDs. As a freshman, played in 14 games (9 starts), totaling 38 tackles, 7.0 sacks, 9.0 TFLs, FF, FR and PD. Redshirted in 2006.

// PERSONAL

- Attended Woodstock (Woodstock, GA) HS and was named the Cherokee County Gridiron Club Linebacker of the Year. Also named all-county and all-region as a LB.
- As a senior, registered 134 tackles, 1.0 sack, 3 INTs (two for TDs), 3 FFs, and 2 FRs. Added 14 receipts. for 357 yds. and 5 TDs as a tight end.
- Lettered two years in basketball and one year in baseball.
- Born Bruce Miller (8/6/87) in Canton, GA.
- Majored in sports and fitness.

A SCOUT'S VIEW

"He is wired the way we want our guys wired. This guy is wired right. He plays the game 100 percent, every snap. Here's a guy who can come in and learn fullback, possibly learn some outside linebacker, play on (special) teams. He'll show up on game days because he out-works everybody." - **49ers General Manager Trent Baalke**



84

JOSHUA MORGAN

| WIDE RECEIVER



6-0 | 219 | VIRGINIA TECH | 4TH YEAR | BORN 6.20.85 | WASHINGTON D.C.
ACQUIRED D-6 IN '08 | WOODSON HS, WASHINGTON D.C.

Joshua Morgan continued to display his playmaking abilities throughout the 2010 season, ranking 3rd on the team with a career-high 698 rec. yds. Morgan has continued to develop into one of the better blocking WRs in the league. His ability to get off jams at the line of scrimmage and a great sense of football awareness has served him well as he's developed into a strong wide receiver. Drafted in the 6th round of the 2008 NFL Draft, he is one of only two wide receivers taken in the 6th round to be on a current NFL roster. Off the field, Morgan has always had a passion for poetry, using his past experiences in life to draw parallels to football. He one day hopes to write books using some of his poetry. Morgan also excels in community outreach, having logged countless hours helping people throughout the Bay Area.

// 2011 HIGHLIGHTS

- Caught his first TD of the season and 9th of his career on a 30-yd. recept. at Phi. (10/2) in come-from-behind 49ers victory. It also marked his second consecutive game with a TD at Phi. (12/20/09).
- Recorded 5 repts. for 75 yds. vs. TB (10/9) before leaving game (leg) in 4th qtr.

// GOLDMINE

- Joshua dedicated a lot of his time as a youth to writing poems. One of the ways he would avoid finding trouble in the tough streets of Washington D.C. was to not leave his house much. "I would get tired of hearing the gunshots and police sirens. That's why I started writing stories and poetry. I write about how I grew up, situations that I've been through, people I've known in my life." His writing courses were the most enjoyable to him at Virginia Tech. Joshua eventually wants to write books, including a book of poetry and his autobiography.
- Joshua credits his godparents, Patrick Gaither, who was his AAU basketball coach, and Sonja Strickland-Gaither, as having the biggest influence on him growing up. "I met them when I was 16 and they've been everything to me. I definitely wouldn't be where I am now without them. They showed me the better aspects of life, including spirituality." In October 2009, Joshua was crushed by the news that Sonja was diagnosed with breast cancer. On his bicep, Joshua has a tattoo of a breast cancer ribbon with angels' wings. On the ribbon it has Sonja's name and the date of her diagnosis. Joshua is looking forward to completing the tattoo with an inscription of another date - that which Sonja beat cancer.

- During the 2010 offseason, Joshua and teammate Dominique Zeigler participated in an internship with Comcast SportsNet Bay Area. The two, who would drive up to station headquarters once a week over a two-month period, had a different role each time. "It was a great learning experience because they showed us all the different parts of their operation. We would work with a producer one day, then the next week we would serve as stage managers. We also got an opportunity to break down highlights and edit, as well as do some on-air stuff. It's definitely a field that I could picture myself in down the line."
- When Joshua was drafted by the 49ers in 2008, he became a teammate of one of his biggest rivals - Vernon Davis. Joshua attended HD Woodson High School, while Vernon was located at nearby rival Dunbar High School. The two kept the rivalry alive in college as Joshua lettered at Virginia Tech and Vernon at Maryland. "Vernon grew up right down the street from me and I got to know him pretty well. There has been a friendly competition between he and I for a long time. I like to claim that I've been beating him my whole life. We beat him in the Championship Game in high school and then we beat him twice when I was at Virginia Tech."
- One event that had a lasting impact on Joshua was when he and his Virginia Tech teammates were hit hard emotionally after a gunman went on a campus shooting spree in April 2007. Joshua was in the building next door to where the shots first rang out, and raced to safety in his apartment across the street. "It was a real devastating time," he said. "It was kind of surreal. You didn't really expect anything like that to happen."
- When Joshua's playing career is done, he definitely sees himself moving to the arts - particularly writing and acting. "I want to write books, do a little acting. I used to act in high school and took an acting class in college."

// 2011 INJURY REPORT

- Placed on Injured Reserve (leg) on 10/12.

MORGAN'S GAME-BY-GAME

| 2011 | | | | | | | | |
|---------------------------------------|--------|-----|------------|-----------|------------|-------------|------------|----------|
| Date | Opp | W/L | P/S | Rec | Yds | Avg | Lg | TD |
| Sep 11 | Sea | W | 1/1 | 2 | 28 | 14.0 | 26 | 0 |
| Sep 18 | Dal | L | 1/1 | 3 | 35 | 11.7 | 13 | 0 |
| Sep 25 | at Cin | W | 1/1 | 2 | 17 | 8.5 | 12 | 0 |
| Oct 2 | at Phi | W | 1/1 | 3 | 65 | 21.7 | 30t | 1 |
| Oct 9 | TB | W | 1/1 | 5 | 75 | 15.0 | 24 | 0 |
| PLACED ON INJURED RESERVE ON 10/12/11 | | | | | | | | |
| TOTALS | | | 5/5 | 15 | 220 | 14.7 | 30t | 1 |



MORGAN'S CAREER STATISTICS

| YEAR | TEAM | GP | GS | RECEIVING | | | | | RUSHING | | | | |
|---------------|------|-----------|-----------|------------|--------------|-------------|-----------|----------|----------|-----------|-------------|-----------|----------|
| | | | | NO | YDS | AVG | LG | TD | ATT | YDS | AVG | LG | TD |
| 2008 | SF | 12 | 1 | 20 | 319 | 16.0 | 48t | 3 | 0 | 0 | 0.0 | 0 | 0 |
| 2009 | SF | 16 | 15 | 52 | 527 | 10.1 | 61 | 3 | 5 | 61 | 12.2 | 20 | 0 |
| 2010 | SF | 16 | 11 | 44 | 698 | 15.9 | 65 | 2 | 2 | 17 | 8.5 | 13 | 0 |
| 2011 | SF | 5 | 5 | 15 | 220 | 14.7 | 30t | 1 | 0 | 0 | 0.0 | 0 | 0 |
| TOTALS | | 49 | 32 | 131 | 1,764 | 13.5 | 65 | 9 | 7 | 78 | 11.1 | 20 | 0 |

Additional Statistics:

Kickoff Returns – 15: 2009 (13); 2010 (2)

Kickoff Return Yards – 386: 2009 (367); 2010 (19)

Special Teams Tackles – 8: 2008 (5), 2009 (3)

Fumble Recoveries – 1: 2009 (1)

Fumbles – 1: 2010 (1)

Milestones:

NFL Debut: vs. Arz. (9/7/08); **First Start:** vs. Sea. (10/26/08); **First Reception:** at Sea. (9/14/08 – 8-yd. pass from QB J.T. O’Sullivan); **First 100-yd. game:** at SD (12/16/10); **First TD:** at NYG (10/19/08 – 30-yd. pass from QB J.T. O’Sullivan); **100th Career Reception:** at Arz. (11/29/10 – 6-yd. pass from QB Troy Smith)

MORGAN'S CAREER HIGHS

Receptions: 7 (2 times) Last at SD (12/16/10)

Receiving Yards: 106 at SD (12/16/10)

Long Reception: 65 vs. StL (11/14/10)

Touchdowns: 1 (9 times) Last at Phi. (10/2/11)

Rushes: 1 (7 times) Last at Arz. (11/29/10)

Long Rush: 20 at Sea. (12/6/09)

**// TRANSACTIONS**

Originally a 6th-round (174th pick overall) draft choice by SF in 2008.

// 2010

- Registered a career-long 65-yd. recept. vs. StL. (11/14) on a pass from QB Troy Smith down to the 1-yd. line, setting up a 1-yd. TD run by RB Frank Gore.
- Notched his 100th career recept. at Arz. (11/29).
- Notched his first career 100-yd. rec. game, registering 7 receipts. for a career-high 106 yds. at SD (12/16). His 7 receipts. also tied his career-high [7 receipts. at Phi. (12/20/09)].

// 2009

- Set career highs in receipts. (52) and rec. yds. (527), and tied his career high in TDs (3).
- Set a new career long with a 61-yd. reception from QB Shaun Hill in the 1st qtr. vs. Atl. (10/11).
- Saw action as a kick returner for the first time in his career at GB (11/22), registering the team's longest kickoff return of the season (76 yds.).
- Recorded his 2nd TD of the season, hooking up with QB Alex Smith on a 22-yd. strike at Sea. (12/6). Also had 1 carry for 20 yds., the longest rush of his career.
- Recorded a career-high 183 all-purpose yds. at Phi. (12/20). Set a career high with 7 receipts. (61 yds. and 1 TD) and totaled 122 kickoff return yds., including a long of 52 yds.

// 2008

- All 3 of his receiving TDs came from over 30 yds.
- Posted first career catch at Sea. (9/14) for an 8-yd. gain.
- Led team with 5 catches for 86 yds. and 1 TD at NYG (10/19). Notched his first-career TD on a 30-yd. pass from QB J.T. O'Sullivan.
- Made his first career start vs. Sea. (10/26).
- Caught game-winning TD between two defenders at StL (12/21) on a 48-yd. pass from Hill with 1:31 left in 4th qtr.

// COLLEGE

Played in 51 games (24 starts) for the Hokies, notching 122 receipts. for 1,817 yds. and 16 TDs. Also added 26 KORs for 450 yds. and 6 carries for 20 yds. Finished career ranked 2nd in school history with 122 receipts. (WR Ernest Wilford - 126 receipts.) and 4th with 1,817 rec. yds. and 16 rec. TDs. In 2007, played in 14 games (11 starts) and led the Hokies with a career-high 46 receipts. for 552 yds. and 5 TDs, while adding 16 KORs for 276 yds. As a junior, played in 12 games (11 starts), registering 33 receipts. for 448 yds. and 4 TDs. In 2005, played in 13 games (1 start), recording 28 receipts. for 471 yds. and 4 TDs. As a freshman, played in 12 games (1 start), hauling in 15 receipts. for 346 yds. and 3 TDs.

// PERSONAL

- Attended Howard D. Woodson HS in Washington, DC, and earned All-DCIAA honors as a senior.
- Spent the 2003 fall semester at Fork Union Military Academy, catching 33 passes for 845 yds. with 8 TDs. Also blocked 4 punts and posted 1 punt return for a TD.
- Also excelled in basketball, earning MVP honors in two tournaments.
- Born Joshuava Lewis Morgan (6/20/85) in Washington, DC.

// INJURY REPORT

2008: Inactive for 4 games [vs. StL (11/16), at Dal. (11/23), at Buf. (11/30) and vs. NYJ (12/7) with a groin injury.



MORGAN'S GAME-BY-GAME

| 2008 | | | | | | | | | | 2010 | | | | | | | | | |
|---------------|--------|-----|-------------|------------------|------------|-------------|------------|----------|---|---------------|--------|--------|--------------|-----------|------------|-------------|-----------|----------|---|
| Date | Opp | W/L | P/S | Rec | Yds | Avg | Lg | TD | | Date | Opp | W/L | P/S | Rec | Yds | Avg | Lg | TD | |
| Sep 7 | Arz | L | 1/0 | 0 | 0 | 0.0 | 0 | 0 | | Sep 12 | at Sea | L | 1/1 | 3 | 32 | 10.7 | 17 | 0 | |
| Sep 14 | at Sea | W | 1/0 | 1 | 8 | 8.0 | 8 | 0 | | Sep 20 | NO | L | 1/1 | 6 | 70 | 11.7 | 15 | 0 | |
| Sep 21 | Det | W | 1/0 | 1 | 18 | 18.0 | 18 | 0 | | Sep 26 | at KC | L | 1/1 | 1 | 12 | 12.0 | 12 | 1 | |
| Sep 28 | at NO | L | 1/0 | 1 | 10 | 10.0 | 10 | 0 | | Oct 3 | at Atl | L | 1/1 | 2 | 20 | 10.0 | 10 | 0 | |
| Oct 5 | NE | L | 1/0 | 2 | 13 | 6.5 | 17 | 0 | | Oct 10 | Phi | L | 1/1 | 3 | 21 | 7.0 | 16 | 0 | |
| Oct 12 | Phi | L | 1/0 | 1 | 25 | 25.0 | 25 | 0 | | Oct 17 | Oak | W | 1/1 | 3 | 49 | 16.3 | 35 | 0 | |
| Oct 19 | at NYG | L | 1/0 | 5 | 86 | 17.2 | 30t | 1 | | Oct 24 | at Car | L | 1/1 | 2 | 34 | 17.0 | 22 | 0 | |
| Oct 26 | Sea | L | 1/1 | 0 | 0 | 0.0 | 0 | 0 | | Oct 31 | Den | W | 1/1 | 1 | 30 | 30.0 | 30 | 0 | |
| Nov 10 | at Arz | L | 1/0 | 4 | 54 | 13.5 | 31t | 1 | | Nov 14 | StL | W | 1/0 | 1 | 65 | 65.0 | 65 | 0 | |
| Nov 16 | StL | W | - | INACTIVE (Groin) | | | | - | - | | Nov 21 | TB | L | 1/1 | 4 | 51 | 12.8 | 23 | 0 |
| Nov 23 | at Dal | L | - | INACTIVE (Groin) | | | | - | - | | Nov 29 | at Arz | W | 1/0 | 3 | 28 | 9.3 | 13 | 0 |
| Nov 30 | at Buf | W | - | INACTIVE (Groin) | | | | - | - | | Dec 5 | at GB | L | 1/0 | 0 | 0 | 0.0 | 0 | 0 |
| Dec 7 | NYJ | W | - | INACTIVE (Groin) | | | | - | - | | Dec 12 | Sea | W | 1/1 | 3 | 82 | 27.3 | 46 | 1 |
| Dec 14 | at Mia | L | 1/0 | 0 | 0 | 0.0 | 0 | 0 | | Dec 16 | at SD | L | 1/1 | 7 | 106 | 15.1 | 36 | 0 | |
| Dec 21 | at StL | W | 1/0 | 2 | 55 | 27.5 | 48t | 1 | | Dec 26 | at StL | L | 1/0 | 2 | 39 | 19.5 | 33 | 0 | |
| Dec 28 | Was | W | 1/0 | 3 | 50 | 16.7 | 26 | 0 | | Jan 2 | Arz | W | 1/0 | 3 | 59 | 19.7 | 32 | 0 | |
| TOTALS | | | 12/1 | 20 | 319 | 16.0 | 48t | 3 | | TOTALS | | | 16/11 | 44 | 698 | 15.9 | 65 | 2 | |

| 2009 | | | | | | | | | |
|---------------|--------|-----|--------------|-----------|------------|-------------|-----------|----------|--|
| Date | Opp | W/L | P/S | Rec | Yds | Avg | Lg | TD | |
| Sep 13 | at Arz | W | 1/1 | 3 | 38 | 12.7 | 14 | 0 | |
| Sep 20 | Sea | W | 1/1 | 0 | 0 | 0.0 | 0 | 0 | |
| Sep 27 | at Min | L | 1/1 | 4 | 47 | 11.8 | 25 | 0 | |
| Oct 4 | StL | W | 1/1 | 2 | 39 | 19.5 | 24t | 1 | |
| Oct 11 | Atl | L | 1/1 | 4 | 78 | 19.5 | 61 | 0 | |
| Oct 25 | at Hou | L | 1/1 | 4 | 62 | 16.0 | 23 | 0 | |
| Nov 1 | at Ind | L | 1/1 | 1 | 3 | 3.0 | 3 | 0 | |
| Nov 8 | Ten | L | 1/1 | 2 | 9 | 4.5 | 5 | 0 | |
| Nov 12 | Chi | W | 1/1 | 3 | 24 | 8.0 | 11 | 0 | |
| Nov 22 | at GB | L | 1/1 | 1 | 5 | 5.0 | 5 | 0 | |
| Nov 29 | Jax | W | 1/1 | 6 | 43 | 7.2 | 11 | 0 | |
| Dec 6 | at Sea | L | 1/1 | 6 | 56 | 9.3 | 22 | 1 | |
| Dec 14 | Arz | W | 1/1 | 3 | 14 | 4.7 | 8 | 0 | |
| Dec 20 | at Phi | L | 1/1 | 7 | 61 | 8.7 | 22 | 1 | |
| Dec 27 | Det | W | 1/1 | 4 | 21 | 5.3 | 7 | 0 | |
| Jan 3 | at StL | W | 1/0 | 2 | 27 | 13.5 | 17 | 0 | |
| TOTALS | | | 16/15 | 52 | 527 | 10.1 | 61 | 3 | |



44

**MORAN
NORRIS**
| FULLBACK



6-1 | 250 | KANSAS | 11TH YEAR | BORN 6.16.78 | HOUSTON, TX
ACQUIRED FA IN '09 | JAMES MADISON HS, HOUSTON, TX

Atough, hard-nosed fullback, Moran Norris is utilized as a blocker, receiver and "once-in-a-blue-moon" ball carrier. Norris returned to the 49ers in 2009 after serving as San Francisco's starting fullback from 2006-07 where he helped block for RB Frank Gore, who landed in the Pro Bowl with an NFC-leading and team-record 1,695 rushing yds., in 2006. A dual-degree graduate of the University of Kansas, Norris has used lessons learned in life to help those in his hometown of Houston. The Moran Norris Foundation has adopted the theme, "Pay Now" and "Play Later," helping youth succeed through education and character. His goal is to motivate and inspire each youth that he encounters and show them that success is within their reach.

// GOLDMINE

- When he's not paving the way for Frank Gore to run, Moran can be found working within his community. In 2005, Moran founded the Moran Norris Foundation, seeking to help Houston-area students become champions in athletics, character and education. In San Francisco, Moran "adopted" a group of students in the Brother2Brother/Sister2Sister Mentoring Program as part of his Foundation's initiatives. Moran has hosted the youngsters at 49ers games, provided them with financial support and taught them the importance of life skills, education, goal setting, hard work and good character. "When I was growing up I remember this football player came and just talked to the kids, and I still remember that day. I felt if I ever had a chance to go back like that, I would do the same thing."
- Through his foundation, Moran has donated to children through his Shopping for Good Character program. His foundation recognizes children in the Houston Public School District for making strides in the classroom. "Too many programs focus on the "A" students. I wanted to reward the kids who keep working hard and fight to make strides on a consistent basis."

- You wouldn't know it by looking at Moran now, but he was once a chubby little kid. That all changed during his freshman year in high school when his dad, Graston, made a purchase at a neighborhood gym that was closing down. Graston brought home all kinds of weights and benches for Moran and his brother, Graston, to use. Moran's father built a shed in the backyard that turned into a make-shift gym for him, his brother and their neighbors. That's where Moran developed his love for working out.
- When Moran was old enough to have a part-time job, he was not afraid of hard work. Through the years, he worked at Six Flags Amusement Park, Kroger's Supermarket and Walgreens. "I was a sack boy (a grocery bagger) and I made good money off of tips. My trick to get tips was once I had packed the bags, to start walking outside with them to the people's cars. Once I started they'd feel bad stopping me. I got some good tips."

// 2011 INJURY REPORT

- Inactive (fibula) from 9/25 - 11/13.

NORRIS' GAME-BY-GAME

| 2011 | | | | | | | | | | | |
|---------------|--------|-----|------------|----------|-------------------|------------|----------|----------|----------|------------|----------|
| Date | Opp | W/L | P/S | Rsh | Yds | Avg | Lg | TD | Rec | Yds | TD |
| Sep 11 | Sea | W | 1/0 | 0 | 0 | 0.0 | 0 | 0 | 0 | 0.0 | 0 |
| Sep 18 | Dal | L | 1/1 | 0 | 0 | 0.0 | 0 | 0 | 0 | 0.0 | 0 |
| Sep 25 | at Cin | W | - | - | INACTIVE (Fibula) | | - | - | - | - | - |
| Oct 2 | at Phi | W | - | - | INACTIVE (Fibula) | | - | - | - | - | - |
| Oct 9 | TB | W | - | - | INACTIVE (Fibula) | | - | - | - | - | - |
| Oct 16 | at Det | W | - | - | INACTIVE (Fibula) | | - | - | - | - | - |
| Oct 30 | Cle | W | - | - | INACTIVE (Fibula) | | - | - | - | - | - |
| Nov 6 | at Was | W | - | - | INACTIVE (Fibula) | | - | - | - | - | - |
| Nov 13 | NYG | W | - | - | INACTIVE (Fibula) | | - | - | - | - | - |
| Nov 20 | Arz | W | - | - | INACTIVE | | - | - | - | - | - |
| Nov 24 | at Bal | L | 1/1 | 0 | 0 | 0.0 | 0 | 0 | 0 | 0.0 | 0 |
| Dec 4 | StL | W | - | - | INACTIVE | | - | - | - | - | - |
| Dec 11 | at Arz | L | - | - | INACTIVE | | - | - | - | - | - |
| Dec 19 | Pit | W | - | - | INACTIVE | | - | - | - | - | - |
| Dec 24 | at Sea | W | - | - | DID NOT PLAY | | - | - | - | - | - |
| Jan 1 | at StL | W | 1/0 | 0 | 0 | 0.0 | 0 | 0 | 0 | 0.0 | 0 |
| TOTALS | | | 4/2 | 0 | 0 | 0.0 | 0 | 0 | 0 | 0.0 | 0 |

| 2011 Postseason | | | | | | | | | | | |
|-----------------|-----|-----|------------|----------|--------------|------------|----------|----------|----------|------------|----------|
| Date | Opp | W/L | P/S | Rsh | Yds | Avg | Lg | TD | Rec | Yds | TD |
| Jan 14 | NO | W | - | - | DID NOT PLAY | | - | - | - | - | - |
| Jan 22 | NYG | | | | | | | | | | |
| TOTALS | | | 0/0 | 0 | 0 | 0.0 | 0 | 0 | 0 | 0.0 | 0 |



NORRIS' CAREER STATISTICS

| YEAR | TEAM | GP | GS | RUSHING | | | | | RECEIVING | | | | | |
|---------------|------|------------|-----------|-----------|-----------|------------|-----------|----------|-----------|-----------|------------|------------|------------|----------|
| | | | | ATT | YDS | AVG | LG | TD | NO | YDS | AVG | LG | TD | |
| 2001 | NO | 5 | 0 | 0 | 0 | 0.0 | 0 | 0 | 0 | 0 | 0 | 0.0 | 0 | 0 |
| 2002 | HOU | 13 | 0 | 0 | 0 | 0.0 | 0 | 0 | 0 | 0 | 0 | 0.0 | 0 | 0 |
| 2003 | HOU | 16 | 9 | 0 | 0 | 0.0 | 0 | 0 | 0 | 7 | 40 | 5.7 | 11 | 0 |
| 2004 | HOU | 12 | 4 | 1 | 0 | 0.0 | 0 | 0 | 0 | 4 | 13 | 3.3 | 7 | 0 |
| 2005 | HOU | 16 | 5 | 0 | 0 | 0.0 | 0 | 0 | 0 | 1 | 4 | 4.0 | 4t | 1 |
| 2006 | SF | 14 | 7 | 2 | 8 | 4.0 | 4 | 0 | 0 | 5 | 36 | 7.2 | 32t | 2 |
| 2007 | SF | 16 | 5 | 7 | 17 | 2.4 | 6 | 0 | 0 | 6 | 38 | 6.3 | 13 | 0 |
| 2008 | DET | 11 | 8 | 1 | 1 | 1.0 | 1 | 0 | 0 | 4 | 16 | 4.0 | 6 | 0 |
| 2009 | SF | 16 | 7 | 14 | 41 | 2.9 | 15 | 1 | 0 | 7 | 31 | 4.4 | 11 | 0 |
| 2010 | SF | 16 | 11 | 3 | 0 | 0.0 | 1 | 0 | 0 | 4 | 20 | 5.0 | 8 | 0 |
| 2011 | SF | 4 | 2 | 0 | 0 | 0.0 | 0 | 0 | 0 | 0 | 0 | 0.0 | 0 | 0 |
| TOTALS | | 139 | 58 | 28 | 67 | 2.4 | 15 | 1 | | 38 | 198 | 5.2 | 32t | 3 |

PLAYOFFS

| YEAR | TEAM | GP | GS | RUSHING | | | | | RECEIVING | | | | | |
|---------------|------|----------|----------|----------|----------|------------|----------|----------|-----------|----------|----------|------------|----------|----------|
| | | | | ATT | YDS | AVG | LG | TD | NO | YDS | AVG | LG | TD | |
| 2011 | SF | 0 | 0 | 0 | 0 | 0.0 | 0 | 0 | 0 | 0 | 0 | 0.0 | 0 | 0 |
| TOTALS | | 0 | 0 | 0 | 0 | 0.0 | 0 | 0 | | 0 | 0 | 0.0 | 0 | 0 |

Additional Statistics:

Kickoff Returns – 13–122: 2002 (2–11), 2003 (5–71), 2004 (2–25), 2005 (1–2), 2006 (1–1), 2009 (1–0), 2010 (1–12)

Special Teams Tackles – 45: 2001 (2), 2002 (6), 2003 (8), 2004 (7), 2005 (12), 2006 (3), 2007 (3), 2008 (2), 2009 (2)

Special Teams Forced Fumbles – 1: 2005 (1)

Special Teams Fumble Recoveries – 1: 2007 (1)

Blocked Punts – 1: 2007 (1 for safety at NYG, 10/21/07)

Fumbles – Lost – 1–0: 2009 (1–0)

Fumble Recoveries – 2: 2007 (1), 2009 (1)

Milestones:

NFL Debut: at SF (11/11/01); **First Start:** at NO (9/14/03); **First Rushing TD:** at StL (1/3/09 – 1–yd. run); **First Receiving TD:** at Cin. (10/2/05 – 4–yd. pass from QB David Carr)

NORRIS' CAREER HIGHS

Rushes: 3 (2 times) Last at StL (1/3/10)

Rushing Yards: 16 at Sea. (9/20/09)

Rushing Touchdowns: 1 at StL (1/3/10)

Receptions: 3 (2 times) Last vs. Sea. (9/20/09)

Receiving Yards: 32 at Den. (12/31/06)

Long Reception: 32t at Den. (12/31/06)

Touchdown Receptions: 1 (3 times) Last at Den. (12/31/06)



// TRANSACTIONS

Originally a 4th-round (115th pick overall) draft choice by NO in 2001... Waived by NO on 9/17/02... Claimed off waivers by Hou. from NO on 9/18/02... Waived by Hou. on 5/4/06... Signed by SF as a free agent on 5/23/06... Waived by SF on 8/31/08... Signed by Det. on 10/9/08... Waived by Det. on 10/12/08... Signed by Det. on 10/13/08... Signed as an unrestricted free agent by SF on 3/2/09.

// AWARDS & HONORS

2009: USA Football/NFLPA "All-Fundamentals" Team

// 2010 (SAN FRANCISCO)

- Started a career-high 11 games at FB.

// 2009 (SAN FRANCISCO)

- Set career highs in rushing atts. (14) and rushing yds. (41), while recording a career-high 7 receipts.
- Rushed for a career-high 16 yds. vs. Sea. (9/20), while also tying his career-high of 3 receipts. Led the way for Gore, helping him set career-long runs twice in the same day on the way to a 207-yd. rushing performance.
- Registered a career-high 3 rushing atts., including converting two 3rd-n-1s, at Ind. (11/1).
- Scored his first career rushing TD and tied his career high with 3 carries at StL (1/3).

// 2008 (DETROIT)

- Saw action in 11 games (8 starts) for Lions after being signed on 10/9.

// 2007 (SAN FRANCISCO)

- At NYG (10/21), blocked a punt that went out of the back of the end-zone in 3rd qtr., resulting in a safety.

// 2006 (SAN FRANCISCO)

- Finished season with a career-high 2 TD receipts.
- Played a pivotal role as lead blocker for RB Frank Gore, who behind Norris' crushing blocks, went on to set a franchise record for rushing yds. and lead NFC with 1,695 yds.
- Made first start of the season at FB vs. SD (10/15) and caught a 2-yd. TD receipt., the second of his career.
- Posted a career-long 32-yd. TD receipt. in season finale 26-23 win at Den. (12/31).

// 2005 (HOUSTON)

- Paved the way for a Texans ground attack that gained 1,816 yds. Tallied 12 tackles and a FF on special teams, and caught 1 pass for a 4-yd. TD at Cin. (10/2).

// 2004 (HOUSTON)

- Played in 12 games (4 starts) and helped RB Dominic Davis set team records with 1,188 rushing yds. and 13 rushing TDs.

// 2003 (HOUSTON)

- Played in all 16 games (9 starts), finishing season with 7 receipts. for a career-high 40 yds. and 8 special teams tackles.
- Made first NFL start at NO (9/14).
- Caught first career pass vs. Jax. (9/28), finishing with 3 receipts. for 16 yds.

// 2002 (NEW ORLEANS/HOUSTON)

- Played in 13 games, mainly on special teams, recording 6 special teams stops.

// 2001 (NEW ORLEANS)

- Played in 5 games for New Orleans, primarily on special teams, and recorded 2 special teams tackles.

// COLLEGE

Rushed for 864 career yds. and 10 TDs on 199 carries (4.3 avg.), adding 17 receipts. for 87 yds. with a TD for the Jayhawks. Rushed for 313 yds. and 2 TDs as a senior, earning third-team All-Big 12 honors. Rushed for career-high 537 yds. and 8 TDs as a junior, splitting time between fullback and tailback. Arrived in Lawrence as a tight end, before transitioning to the backfield.

// PERSONAL

- An all-city and all-district selection as a senior at James Madison (Houston, TX) HS, where he caught 25 passes for 410 yds. as a TE. Also played LB.
- Ran track at Madison, competing in the 4x100, the 100 and the mile relay.
- Moran's closest friend on the 49ers is RB Frank Gore, who he looks at as a little brother that he can clear the way for and protect. He takes great pride in the success that Frank has had.
- Moran feels that he is the best pool player on the team. At his home he has a customized pool table complete with a cover that says "Welcome to Moran's World."
- His older brother, Gaston, lettered 4 seasons as a running back at Iowa State.
- His father, Graston, was born in Centerville, TX, and owned his own plastics company. His mother, Myrtle, works in jewelry sales. His brother, Graston, works in Dallas for Nestle.
- Moran and wife, Tamara, live in Houston with daughter, London. Tamara graduated from Texas A&M, where she earned her Masters in accounting.
- Born Torrance Moran Norris (6/16/78) in Houston, TX, he grew up in the Hiram Clark area of Houston.
- Was a member of the Kansas Jayhawks Scholar List. Graduated with dual degrees in communications and crime and delinquency.

// INJURY REPORT

2011: Inactive (fibula) at Cin. (9/25) and at Phi. (10/2).



NORRIS' GAME-BY-GAME

2001 (New Orleans)

| Date | Opp | W/L | P/S | Rsh | Yds | Avg | Lg | TD | Rec | Yds | TD |
|---------------|--------|-----|------------|----------|----------|------------|----------|----------|----------|----------|----------|
| Sep 9 | at Buf | W | - | - | INACTIVE | - | - | - | - | - | - |
| Sep 30 | at NYG | L | - | - | INACTIVE | - | - | - | - | - | - |
| Oct 7 | Min | W | - | - | INACTIVE | - | - | - | - | - | - |
| Oct 14 | at Car | W | - | - | INACTIVE | - | - | - | - | - | - |
| Oct 21 | Atl | L | - | - | INACTIVE | - | - | - | - | - | - |
| Oct 28 | at StL | W | - | - | INACTIVE | - | - | - | - | - | - |
| Nov 4 | NYJ | L | - | - | INACTIVE | - | - | - | - | - | - |
| Nov 11 | at SF | L | 1/0 | 0 | 0 | 0.0 | 0 | 0 | 0 | 0 | 0 |
| Nov 18 | Ind | W | 1/0 | 0 | 0 | 0.0 | 0 | 0 | 0 | 0 | 0 |
| Nov 25 | at NE | L | 1/0 | 0 | 0 | 0.0 | 0 | 0 | 0 | 0 | 0 |
| Dec 2 | Car | W | - | - | INACTIVE | - | - | - | - | - | - |
| Dec 9 | at Atl | W | - | - | INACTIVE | - | - | - | - | - | - |
| Dec 17 | StL | L | - | - | INACTIVE | - | - | - | - | - | - |
| Dec 23 | at TB | L | - | - | INACTIVE | - | - | - | - | - | - |
| Dec 30 | Was | L | 1/0 | 0 | 0 | 0.0 | 0 | 0 | 0 | 0 | 0 |
| Jan 6 | SF | L | 1/0 | 0 | 0 | 0.0 | 0 | 0 | 0 | 0 | 0 |
| TOTALS | | | 5/0 | 0 | 0 | 0.0 | 0 | 0 | 0 | 0 | 0 |

2004 (Houston)

| Date | Opp | W/L | P/S | Rsh | Yds | Avg | Lg | TD | Rec | Yds | TD |
|---------------|--------|-----|-------------|----------|----------|------------|----------|----------|----------|-----------|----------|
| Sep 12 | SD | L | - | - | INACTIVE | - | - | - | - | - | - |
| Sep 19 | at Det | L | - | - | INACTIVE | - | - | - | - | - | - |
| Sep 26 | at KC | W | 1/1 | 0 | 0 | 0.0 | 0 | 0 | 0 | 0 | 0 |
| Oct 3 | Oak | W | 1/0 | 0 | 0 | 0.0 | 0 | 0 | 0 | 0 | 0 |
| Oct 10 | Min | L | - | - | INACTIVE | - | - | - | - | - | - |
| Oct 17 | at Ten | W | - | - | INACTIVE | - | - | - | - | - | - |
| Oct 31 | Jac | W | 1/0 | 0 | 0 | 0.0 | 0 | 0 | 0 | 0 | 0 |
| Nov 7 | at Den | L | 1/0 | 0 | 0 | 0.0 | 0 | 0 | 1 | 7 | 0 |
| Nov 14 | at Ind | L | 1/0 | 0 | 0 | 0.0 | 0 | 0 | 1 | 4 | 0 |
| Nov 21 | GB | L | 1/1 | 0 | 0 | 0.0 | 0 | 0 | 0 | 0 | 0 |
| Nov 28 | Ten | W | 1/0 | 0 | 0 | 0.0 | 0 | 0 | 0 | 0 | 0 |
| Dec 5 | at NYJ | L | 1/0 | 1 | 0 | 0.0 | 0 | 0 | 1 | 0 | 0 |
| Dec 12 | Ind | L | 1/1 | 0 | 0 | 0.0 | 0 | 0 | 1 | 2 | 0 |
| Dec 19 | at Chi | W | 1/1 | 0 | 0 | 0.0 | 0 | 0 | 0 | 0 | 0 |
| Dec 26 | at Jac | W | 1/0 | 0 | 0 | 0.0 | 0 | 0 | 0 | 0 | 0 |
| Jan 2 | Cle | L | 1/0 | 0 | 0 | 0.0 | 0 | 0 | 0 | 0 | 0 |
| TOTALS | | | 12/4 | 1 | 0 | 0.0 | 0 | 0 | 4 | 13 | 0 |

2002 (New Orleans/Houston)

| Date | Opp | W/L | P/S | Rsh | Yds | Avg | Lg | TD | Rec | Yds | TD |
|---|--------|-----|-------------|----------|----------|------------|----------|----------|----------|----------|----------|
| (New Orleans) | | | | | | | | | | | |
| Sep 8 | at TB | W | - | - | INACTIVE | - | - | - | - | - | - |
| Sep 15 | GB | W | - | - | INACTIVE | - | - | - | - | - | - |
| Waived by NO on 9/17 and Claimed off waivers by Hou. on 9/18 | | | | | | | | | | | |
| (Houston) | | | | | | | | | | | |
| Sep 22 | Ind | L | - | - | INACTIVE | - | - | - | - | - | - |
| Sep 29 | at Phi | L | 1/0 | 0 | 0 | 0.0 | 0 | 0 | 0 | 0 | 0 |
| Oct 13 | Buf | L | 1/0 | 0 | 0 | 0.0 | 0 | 0 | 0 | 0 | 0 |
| Oct 20 | at Cle | L | 1/0 | 0 | 0 | 0.0 | 0 | 0 | 0 | 0 | 0 |
| Oct 27 | at Jac | W | 1/0 | 0 | 0 | 0.0 | 0 | 0 | 0 | 0 | 0 |
| Nov 3 | Cin | L | 1/0 | 0 | 0 | 0.0 | 0 | 0 | 0 | 0 | 0 |
| Nov 10 | at Ten | W | 1/0 | 0 | 0 | 0.0 | 0 | 0 | 0 | 0 | 0 |
| Nov 17 | Jac | L | 1/0 | 0 | 0 | 0.0 | 0 | 0 | 0 | 0 | 0 |
| Nov 24 | NYG | W | 1/0 | 0 | 0 | 0.0 | 0 | 0 | 0 | 0 | 0 |
| Dec 1 | at Ind | L | 1/0 | 0 | 0 | 0.0 | 0 | 0 | 0 | 0 | 0 |
| Dec 8 | at Pit | W | 1/0 | 0 | 0 | 0.0 | 0 | 0 | 0 | 0 | 0 |
| Dec 15 | Bal | L | 1/0 | 0 | 0 | 0.0 | 0 | 0 | 0 | 0 | 0 |
| Dec 22 | at Was | L | 1/0 | 0 | 0 | 0.0 | 0 | 0 | 0 | 0 | 0 |
| Dec 29 | Ten | L | 1/0 | 0 | 0 | 0.0 | 0 | 0 | 0 | 0 | 0 |
| TOTALS | | | 13/0 | 0 | 0 | 0.0 | 0 | 0 | 0 | 0 | 0 |

2005 (Houston)

| Date | Opp | W/L | P/S | Rsh | Yds | Avg | Lg | TD | Rec | Yds | TD |
|---------------|--------|-----|-------------|----------|----------|------------|----------|----------|----------|----------|----------|
| Sep 11 | at Buf | L | 1/1 | 0 | 0 | 0.0 | 0 | 0 | 0 | 0 | 0 |
| Sep 18 | Pit | L | 1/0 | 0 | 0 | 0.0 | 0 | 0 | 0 | 0 | 0 |
| Oct 2 | at Cin | L | 1/1 | 0 | 0 | 0.0 | 0 | 0 | 1 | 4 | 1 |
| Oct 9 | Ten | L | 1/0 | 0 | 0 | 0.0 | 0 | 0 | 0 | 0 | 0 |
| Oct 16 | at Sea | L | 1/0 | 0 | 0 | 0.0 | 0 | 0 | 0 | 0 | 0 |
| Oct 23 | Ind | L | 1/1 | 0 | 0 | 0.0 | 0 | 0 | 0 | 0 | 0 |
| Oct 30 | Cle | W | 1/0 | 0 | 0 | 0.0 | 0 | 0 | 0 | 0 | 0 |
| Nov 6 | at Jac | L | 1/0 | 0 | 0 | 0.0 | 0 | 0 | 0 | 0 | 0 |
| Nov 13 | at Ind | L | 1/1 | 0 | 0 | 0.0 | 0 | 0 | 0 | 0 | 0 |
| Nov 20 | KC | L | 1/0 | 0 | 0 | 0.0 | 0 | 0 | 0 | 0 | 0 |
| Nov 27 | StL | L | 1/0 | 0 | 0 | 0.0 | 0 | 0 | 0 | 0 | 0 |
| Dec 4 | at Bal | L | 1/1 | 0 | 0 | 0.0 | 0 | 0 | 0 | 0 | 0 |
| Dec 11 | at Ten | L | 1/0 | 0 | 0 | 0.0 | 0 | 0 | 0 | 0 | 0 |
| Dec 18 | Arz | W | 1/0 | 0 | 0 | 0.0 | 0 | 0 | 0 | 0 | 0 |
| Dec 24 | Jac | L | 1/0 | 0 | 0 | 0.0 | 0 | 0 | 0 | 0 | 0 |
| Jan 1 | at SF | L | 1/0 | 0 | 0 | 0.0 | 0 | 0 | 0 | 0 | 0 |
| TOTALS | | | 16/5 | 0 | 0 | 0.0 | 0 | 0 | 1 | 4 | 1 |

2006 (San Francisco)

| Date | Opp | W/L | P/S | Rsh | Yds | Avg | Lg | TD | Rec | Yds | TD |
|---------------|--------|-----|-------------|----------|----------|------------|----------|----------|----------|-----------|----------|
| Sep 10 | at Arz | L | - | - | INACTIVE | - | - | - | - | - | - |
| Sep 17 | StL | W | - | - | INACTIVE | - | - | - | - | - | - |
| Sep 24 | Phi | L | 1/0 | 0 | 0 | 0.0 | 0 | 0 | 0 | 0 | 0 |
| Oct 1 | at KC | L | 1/0 | 0 | 0 | 0.0 | 0 | 0 | 1 | -7 | 0 |
| Oct 8 | Oak | W | 1/0 | 0 | 0 | 0.0 | 0 | 0 | 1 | 7 | 0 |
| Oct 15 | SD | L | 1/1 | 0 | 0 | 0.0 | 0 | 0 | 1 | 2 | 1 |
| Oct 29 | at Chi | L | 1/0 | 0 | 0 | 0.0 | 0 | 0 | 0 | 0 | 0 |
| Nov 5 | Min | W | 1/1 | 0 | 0 | 0.0 | 0 | 0 | 0 | 0 | 0 |
| Nov 12 | at Det | W | 1/0 | 0 | 0 | 0.0 | 0 | 0 | 0 | 0 | 0 |
| Nov 19 | Sea | W | 1/1 | 0 | 0 | 0.0 | 0 | 0 | 1 | 2 | 0 |
| Nov 26 | at StL | L | 1/1 | 0 | 0 | 0.0 | 0 | 0 | 0 | 0 | 0 |
| Dec 3 | at NO | L | 1/0 | 0 | 0 | 0.0 | 0 | 0 | 0 | 0 | 0 |
| Dec 10 | GB | L | 1/1 | 0 | 0 | 0.0 | 0 | 0 | 0 | 0 | 0 |
| Dec 14 | at Sea | W | 1/1 | 0 | 0 | 0.0 | 0 | 0 | 0 | 0 | 0 |
| Dec 24 | Arz | L | 1/0 | 0 | 0 | 0.0 | 0 | 0 | 0 | 0 | 0 |
| Dec 31 | at Den | W | 1/1 | 2 | 8 | 4.0 | 4 | 0 | 1 | 32 | 1 |
| TOTALS | | | 14/7 | 2 | 8 | 4.0 | 4 | 0 | 5 | 36 | 2 |

2003 (Houston)

| Date | Opp | W/L | P/S | Rsh | Yds | Avg | Lg | TD | Rec | Yds | TD |
|---------------|--------|-----|-------------|----------|----------|------------|----------|----------|----------|-----------|----------|
| Sep 7 | at Mia | W | 1/0 | 0 | 0 | 0.0 | 0 | 0 | 0 | 0 | 0 |
| Sep 14 | at NO | L | 1/1 | 0 | 0 | 0.0 | 0 | 0 | 0 | 0 | 0 |
| Sep 21 | KC | L | 1/0 | 0 | 0 | 0.0 | 0 | 0 | 0 | 0 | 0 |
| Sep 28 | Jac | W | 1/1 | 0 | 0 | 0.0 | 0 | 0 | 3 | 16 | 0 |
| Oct 12 | at Ten | L | 1/0 | 0 | 0 | 0.0 | 0 | 0 | 0 | 0 | 0 |
| Oct 19 | NYJ | L | 1/0 | 0 | 0 | 0.0 | 0 | 0 | 0 | 0 | 0 |
| Oct 26 | at Ind | L | 1/1 | 0 | 0 | 0.0 | 0 | 0 | 0 | 0 | 0 |
| Nov 2 | Car | W | 1/1 | 0 | 0 | 0.0 | 0 | 0 | 1 | 5 | 0 |
| Nov 9 | at Cin | L | 1/0 | 0 | 0 | 0.0 | 0 | 0 | 2 | 8 | 0 |
| Nov 16 | at Buf | W | 1/1 | 0 | 0 | 0.0 | 0 | 0 | 0 | 0 | 0 |
| Nov 23 | NE | L | 1/1 | 0 | 0 | 0.0 | 0 | 0 | 0 | 0 | 0 |
| Nov 30 | Atl | W | 1/1 | 0 | 0 | 0.0 | 0 | 0 | 0 | 0 | 0 |
| Dec 7 | at Jac | L | 1/0 | 0 | 0 | 0.0 | 0 | 0 | 0 | 0 | 0 |
| Dec 14 | at TB | L | 1/1 | 0 | 0 | 0.0 | 0 | 0 | 0 | 0 | 0 |
| Dec 21 | Ten | L | 1/0 | 0 | 0 | 0.0 | 0 | 0 | 1 | 11 | 0 |
| Dec 28 | Ind | L | 1/1 | 0 | 0 | 0.0 | 0 | 0 | 0 | 0 | 0 |
| TOTALS | | | 16/9 | 0 | 0 | 0.0 | 0 | 0 | 7 | 40 | 0 |



NORRIS' GAME-BY-GAME

2007 (San Francisco)

| Date | Opp | W/L | P/S | Rsh | Yds | Avg | Lg | TD | Rec | Yds | TD |
|---------------|--------|-----|-------------|----------|-----------|------------|----------|----------|----------|-----------|----------|
| Sep 10 | Arz | W | 1/0 | 0 | 0 | 0.0 | 0 | 0 | 2 | 6 | 0 |
| Sep 16 | at StL | W | 1/1 | 2 | 4 | 2.0 | 2 | 0 | 0 | 0 | 0 |
| Sep 23 | at Pit | L | 1/0 | 0 | 0 | 0.0 | 0 | 0 | 0 | 0 | 0 |
| Sep 30 | Sea | L | 1/1 | 0 | 0 | 0.0 | 0 | 0 | 0 | 0 | 0 |
| Oct 7 | Bal | L | 1/1 | 0 | 0 | 0.0 | 0 | 0 | 2 | 19 | 0 |
| Oct 21 | at NYG | L | 1/0 | 0 | 0 | 0.0 | 0 | 0 | 0 | 0 | 0 |
| Oct 28 | NO | L | 1/0 | 1 | 1 | 1.0 | 1 | 0 | 0 | 0 | 0 |
| Nov 4 | at Atl | L | 1/1 | 0 | 0 | 0.0 | 0 | 0 | 1 | 11 | 0 |
| Nov 12 | at Sea | L | 1/0 | 1 | 3 | 3.0 | 3 | 0 | 0 | 0 | 0 |
| Nov 18 | StL | L | 1/0 | 1 | 0 | 0.0 | 0 | 0 | 1 | 2 | 0 |
| Nov 25 | at Arz | W | 1/0 | 0 | 0 | 0.0 | 0 | 0 | 0 | 0 | 0 |
| Dec 2 | at Car | L | 1/0 | 0 | 0 | 0.0 | 0 | 0 | 0 | 0 | 0 |
| Dec 9 | Min | L | 1/0 | 0 | 0 | 0.0 | 0 | 0 | 0 | 0 | 0 |
| Dec 15 | Cin | W | 1/0 | 1 | 3 | 3.0 | 3 | 0 | 0 | 0 | 0 |
| Dec 23 | TB | W | 1/1 | 1 | 6 | 6.0 | 6 | 0 | 0 | 0 | 0 |
| Dec 30 | at Cle | L | 1/0 | 0 | 0 | 0.0 | 0 | 0 | 0 | 0 | 0 |
| TOTALS | | | 16/5 | 7 | 17 | 2.4 | 6 | 0 | 6 | 38 | 0 |

2009 (San Francisco)

| Date | Opp | W/L | P/S | Rsh | Yds | Avg | Lg | TD | Rec | Yds | TD |
|---------------|--------|-----|-------------|-----------|-----------|------------|-----------|----------|----------|-----------|----------|
| Sep 13 | at Arz | W | 1/1 | 1 | 2 | 2.0 | 2 | 0 | 0 | 0 | 0 |
| Sep 20 | Sea | W | 1/1 | 2 | 16 | 8.0 | 15 | 0 | 3 | 17 | 0 |
| Sep 27 | at Min | L | 1/1 | 0 | 0 | 0.0 | 0 | 0 | 1 | 6 | 0 |
| Oct 4 | StL | W | 1/0 | 2 | 8 | 4.0 | 5 | 0 | 0 | 0 | 0 |
| Oct 11 | Atl | L | 1/0 | 1 | 2 | 2.0 | 2 | 0 | 0 | 0 | 0 |
| Oct 25 | at Hou | L | 1/0 | 0 | 0 | 0.0 | 0 | 0 | 0 | 0 | 0 |
| Nov 1 | at Ind | L | 1/0 | 3 | 4 | 1.3 | 3 | 0 | 0 | 0 | 0 |
| Nov 8 | Ten | L | 1/0 | 0 | 0 | 0.0 | 0 | 0 | 0 | 0 | 0 |
| Nov 12 | Chi | W | 1/1 | 0 | 0 | 0.0 | 0 | 0 | 0 | 0 | 0 |
| Nov 22 | at GB | L | 1/1 | 1 | 0 | 0.0 | 0 | 0 | 0 | 0 | 0 |
| Nov 29 | Jax | W | 1/0 | 0 | 0 | 0.0 | 0 | 0 | 0 | 0 | 0 |
| Dec 6 | at Sea | L | 1/0 | 0 | 0 | 0.0 | 0 | 0 | 0 | 0 | 0 |
| Dec 14 | Arz | W | 1/0 | 1 | 4 | 4.0 | 4 | 0 | 2 | 6 | 0 |
| Dec 20 | at Phi | L | 1/0 | 0 | 0 | 0.0 | 0 | 0 | 0 | 0 | 0 |
| Dec 27 | Det | W | 1/1 | 0 | 0 | 0.0 | 0 | 0 | 1 | 2 | 0 |
| Jan 3 | at StL | W | 1/1 | 3 | 5 | 1.7 | 2 | 1 | 0 | 0 | 0 |
| TOTALS | | | 16/7 | 14 | 41 | 2.9 | 15 | 1 | 7 | 31 | 0 |

2008 (Detroit)

| Date | Opp | W/L | P/S | Rsh | Yds | Avg | Lg | TD | Rec | Yds | TD |
|-------------------------|--------|-----|-------------|----------|----------|------------|----------|----------|----------|-----------|----------|
| Signed by Det. on 10/13 | | | | | | | | | | | |
| Oct 19 | at Hou | L | 1/0 | 0 | 0 | 0.0 | 0 | 0 | 0 | 0 | 0 |
| Oct 26 | Was | L | 1/0 | 0 | 0 | 0.0 | 0 | 0 | 2 | 10 | 0 |
| Nov 2 | at Chi | L | 1/1 | 1 | 1 | 11.0 | 1 | 0 | 0 | 0 | 0 |
| Nov 9 | Jac | L | 1/1 | 0 | 0 | 0.0 | 0 | 0 | 0 | 0 | 0 |
| Nov 16 | at Car | L | 1/1 | 0 | 0 | 0.0 | 0 | 0 | 0 | 0 | 0 |
| Nov 23 | TB | L | 1/1 | 0 | 0 | 0.0 | 0 | 0 | 1 | 3 | 0 |
| Nov 27 | Ten | L | 1/1 | 0 | 0 | 0.0 | 0 | 0 | 0 | 0 | 0 |
| Dec 7 | Min | L | 1/1 | 0 | 0 | 0.0 | 0 | 0 | 0 | 0 | 0 |
| Dec 14 | at Ind | L | 1/0 | 0 | 0 | 0.0 | 0 | 0 | 0 | 0 | 0 |
| Dec 21 | NO | L | 1/1 | 0 | 0 | 0.0 | 0 | 0 | 1 | 3 | 0 |
| Dec 28 | at GB | L | 1/1 | 0 | 0 | 0.0 | 0 | 0 | 0 | 0 | 0 |
| TOTALS | | | 11/8 | 1 | 1 | 1.0 | 1 | 0 | 4 | 16 | 0 |

2010 (San Francisco)

| Date | Opp | W/L | P/S | Rsh | Yds | Avg | Lg | TD | Rec | Yds | TD |
|---------------|--------|-----|--------------|----------|----------|------------|----------|----------|----------|-----------|----------|
| Sep 12 | at Sea | L | 1/0 | 1 | 1 | 1.0 | 1 | 0 | 1 | 2 | 0 |
| Sep 20 | NO | L | 1/1 | 0 | 0 | 0.0 | 0 | 0 | 1 | 5 | 0 |
| Sep 26 | at KC | L | 1/1 | 0 | 0 | 0.0 | 0 | 0 | 0 | 0 | 0 |
| Oct 3 | at Atl | L | 1/1 | 0 | 0 | 0.0 | 0 | 0 | 1 | 8 | 0 |
| Oct 10 | Phi | L | 1/1 | 0 | 0 | 0.0 | 0 | 0 | 0 | 0 | 0 |
| Oct 17 | Oak | W | 1/0 | 0 | 0 | 0.0 | 0 | 0 | 0 | 0 | 0 |
| Oct 24 | at Car | L | 1/1 | 0 | 0 | 0.0 | 0 | 0 | 0 | 0 | 0 |
| Oct 31 | Den | W | 1/0 | 1 | -1 | -1.0 | -1 | 0 | 0 | 0 | 0 |
| Nov 14 | StL | W | 1/1 | 0 | 0 | 0.0 | 0 | 0 | 0 | 0 | 0 |
| Nov 21 | TB | L | 1/1 | 0 | 0 | 0.0 | 0 | 0 | 0 | 0 | 0 |
| Nov 29 | at Arz | W | 1/1 | 1 | 0 | 0.0 | 0 | 0 | 1 | 5 | 0 |
| Dec 5 | at GB | L | 1/1 | 0 | 0 | 0.0 | 0 | 0 | 0 | 0 | 0 |
| Dec 12 | Sea | W | 1/0 | 0 | 0 | 0.0 | 0 | 0 | 0 | 0 | 0 |
| Dec 16 | at SD | L | 1/0 | 0 | 0 | 0.0 | 0 | 0 | 0 | 0 | 0 |
| Dec 26 | at StL | L | 1/1 | 0 | 0 | 0.0 | 0 | 0 | 0 | 0 | 0 |
| Jan 2 | Arz | W | 1/1 | 0 | 0 | 0.0 | 0 | 0 | 0 | 0 | 0 |
| TOTALS | | | 16/11 | 3 | 0 | 0.0 | 1 | 0 | 4 | 20 | 0 |



81

JUSTIN PEELLE

| TIGHT END



6-4 | 251 | OREGON | 10TH YEAR | BORN 3.15.79 | DUBLIN, CA
ACQUIRED FA IN '11 | DUBLIN HS, DUBLIN, CA

A veteran, athletic tight end with good hands, Peelle has shown solid contributions, both as a run-blocking TE and a special teams performer. Acquired by the 49ers on 9/13/11, Peelle played in 137 NFL games (66 starts), with 122 receptions for 984 yards and 12 TDs.

// 2011 HIGHLIGHTS

- Signed as a free agent by the 49ers on 9/13/11.
- Made 49ers debut at Cin. (9/25).
- Recorded his first recept. with the 49ers for 19 yds. vs. Cle. (10/30) and first of the season.
- Made his first start at TE with San Francisco at Was. (11/6).

PEELLE'S GAME-BY-GAME

2011

| Date | Opp | W/L | P/S | Rec | Yds | Avg | Lg | TD | |
|-----------------------------|--------|-----|-------------|--------------|-----------|-------------|-----------|----------|---|
| SIGNED BY SF ON 9/13 | | | | | | | | | |
| Sep 18 | Dal | L | - | DID NOT PLAY | | | | | - |
| Sep 25 | at Cin | W | 1/0 | 0 | 0 | 0.0 | 0 | 0 | |
| Oct 2 | at Phi | W | 1/0 | 0 | 0 | 0.0 | 0 | 0 | |
| Oct 9 | TB | W | 1/0 | 0 | 0 | 0.0 | 0 | 0 | |
| Oct 16 | at Det | W | 1/0 | 0 | 0 | 0.0 | 0 | 0 | |
| Oct 30 | Cle | W | 1/0 | 1 | 19 | 19.0 | 19 | 0 | |
| Nov 6 | at Was | W | 1/1 | 0 | 0 | 0.0 | 0 | 0 | |
| Nov 13 | NYG | W | 1/0 | 0 | 0 | 0.0 | 0 | 0 | |
| Nov 20 | Arz | W | 1/0 | 0 | 0 | 0.0 | 0 | 0 | |
| Nov 24 | at Bal | L | 1/0 | 0 | 0 | 0.0 | 0 | 0 | |
| Dec 4 | StL | W | 1/0 | 0 | 0 | 0.0 | 0 | 0 | |
| Dec 11 | at Arz | L | 1/0 | 0 | 0 | 0.0 | 0 | 0 | |
| Dec 19 | Pit | W | 1/0 | 0 | 0 | 0.0 | 0 | 0 | |
| Dec 24 | at Sea | W | 1/0 | 0 | 0 | 0.0 | 0 | 0 | |
| Jan 1 | at StL | W | 1/1 | 0 | 0 | 0.0 | 0 | 0 | |
| TOTALS | | | 14/2 | 1 | 19 | 19.0 | 19 | 0 | |

2011 Postseason

| Date | Opp | W/L | P/S | Rec | Yds | Avg | Lg | TD |
|---------------|-----|-----|-----|----------|----------|------------|----------|----------|
| Jan 14 | NO | W | 1/1 | 1 | 4 | 4.0 | 4 | 0 |
| Jan 22 | NYG | | | | | | | |
| TOTALS | | | | 1 | 4 | 4.0 | 4 | 0 |



PEELLE'S CAREER STATISTICS

| YEAR | TEAM | GP | GS | RECEIVING | | | | | RUSHING | | | | |
|---------------|------|------------|-----------|------------|--------------|------------|-----------|-----------|----------|----------|------------|----------|----------|
| | | | | NO | YDS | AVG | LG | TD | ATT | YDS | AVG | LG | TD |
| 2002 | SD | 15 | 2 | 3 | 15 | 5.0 | 10 | 0 | 0 | 0 | 0.0 | 0 | 0 |
| 2003 | SD | 15 | 9 | 16 | 133 | 8.3 | 24 | 1 | 0 | 0 | 0.0 | 0 | 0 |
| 2004 | SD | 16 | 4 | 10 | 84 | 8.4 | 17t | 2 | 0 | 0 | 0.0 | 0 | 0 |
| 2005 | SD | 16 | 4 | 11 | 38 | 3.5 | 11 | 1 | 0 | 0 | 0.0 | 0 | 0 |
| 2006 | MIA | 15 | 10 | 16 | 116 | 7.3 | 25 | 1 | 0 | 0 | 0.0 | 0 | 0 |
| 2007 | MIA | 16 | 10 | 29 | 228 | 7.9 | 35 | 2 | 0 | 0 | 0.0 | 0 | 0 |
| 2008 | ATL | 16 | 11 | 15 | 159 | 10.6 | 18t | 2 | 0 | 0 | 0.0 | 0 | 0 |
| 2009 | ATL | 15 | 8 | 12 | 115 | 9.6 | 32 | 2 | 0 | 0 | 0.0 | 0 | 0 |
| 2010 | ATL | 13 | 8 | 10 | 96 | 11.0 | 15 | 1 | 0 | 0 | 0.0 | 0 | 0 |
| 2011 | SF | 14 | 2 | 1 | 19 | 19.0 | 19 | 0 | 0 | 0 | 0.0 | 0 | 0 |
| TOTALS | | 151 | 68 | 123 | 1,003 | 8.2 | 35 | 12 | 0 | 0 | 0.0 | 0 | 0 |

PLAYOFFS

| YEAR | TEAM | GP | GS | RECEIVING | | | | | RUSHING | | | | |
|---------------|------|----------|----------|-----------|-----------|------------|-----------|----------|----------|----------|------------|----------|----------|
| | | | | NO | YDS | AVG | LG | TD | ATT | YDS | AVG | LG | TD |
| 2004 | SD | 1 | 1 | 3 | 34 | 11.3 | 20 | 0 | 0 | 0 | 0.0 | 0 | 0 |
| 2008 | ATL | 1 | 1 | 3 | 11 | 3.7 | 6 | 1 | 0 | 0 | 0.0 | 0 | 0 |
| 2010 | ATL | 1 | 0 | 0 | 0 | 0.0 | 0 | 0 | 0 | 0 | 0.0 | 0 | 0 |
| 2011 | SF | 1 | 1 | 1 | 4 | 4.0 | 4 | 0 | 0 | 0 | 0.0 | 0 | 0 |
| TOTALS | | 4 | 3 | 7 | 49 | 7.0 | 20 | 1 | 0 | 0 | 0.0 | 0 | 0 |

Additional Statistics:

Fumbles-Lost - 1-1: 1-0 in 2004, 0-1 in 2009

Milestones:

NFL Debut: at Cin. (9/8/02); **First Start:** at Oak. (10/20/02); **First Reception:** vs. SF (11/17/02 - 2-yd. pass from QB Drew Brees); **100th Reception:** at Min. (12/21/08 - 8-yd. pass from QB Matt Ryan); **First TD Reception:** vs. Ten. (10/3/04 - 10-yd. pass from QB Drew Brees)

PELLE'S CAREER HIGHS

Receptions: 4 vs. Bal. (9/21/03)

Receiving Yards: 45 vs. Oak. (9/30/07)

Long Reception: 35 vs. Oak. (9/30/07)

TD Receptions: 1 (12 times) Last vs. STL (11/21/10)



// TRANSACTIONS

Originally selected as a 4th-round (103rd overall) draft choice by SD in 2002...Signed as a free agent by Mia. on 3/20/06...Released by Mia. on 8/31/08...Signed as a free agent by Atl. on 9/2/08...Released by Atl. on 8/18/11...Signed as a free agent by SF on 9/13/11.

// 2010 (ATLANTA)

- Tabbed a 2-yd. go-ahead TD recept. in the 3rd qtr. and the Falcons went on to defeat StL. at home 34-17 (11/21).

// 2009 (ATLANTA)

- Recorded a season long 32-yd. recept. and 1 TD in the regular season finale at TB (1/3).
- Grabbed his first career FR at Dal. (10/25).

// 2008 (ATLANTA)

- Posted 15 receipts. for 159 yds. and 2 TDs for the year.

// 2007 (MIAMI)

- Recorded 3 receipts. for a career-high 45 yds. vs. Oak (9/30).

// 2006 (MIAMI)

- Logged 3 receipts. for 21 yds. including a 11-yd. TD recept. vs. Min. (11/19).

// 2005 (SAN DIEGO)

- Posted single-season highs at Oak. (Oct. 16) with 3 receipts., for 20 yds., including a 4-yd. TD recept. from RB LaDainian Tomlinson in the Chargers' 27-14 victory.

// 2004 (SAN DIEGO)

- Saw action in all 16 games (4 starts) and recorded his first NFL TD recept., a 17-yd. gain on the Chargers' opening drive.
- Logged 3 receipts. for a career-best 34 yds., including 20-yd. catch on first offensive play of game, in Wild Card Playoffs vs. NYJ (1/8).

// 2003 (SAN DIEGO)

- Picked up 14 yds. on special teams on his first-career kickoff return at Cle. (10/19).

// 2002 (SAN DIEGO)

- Made NFL debut at Cin. (9/8), after SD selected him in the 4th-round (103rd overall) in the 2002 NFL Draft.
- First career start at Oak. (10/20).

// COLLEGE

Played in 42 games with 28 starts at the University of Oregon (1998-2001). Racked up 63 receipts. for 944 yds. and 14 TDs during his collegiate career. A first-team All-Pac-10 selection as a senior, Peelle caught 34 passes for 491 yds. and tabbed the programs 4th-highest single-season TD totals with 9 TDs. The same year, he was a semifinalist for the Mackey Award, given to the nation's top TE. As a junior, he was an honorable mention all-conference pick after logging 24 receipts. for 388 yds. and 5 TDs. He was also an All-Pac-10 Academic choice all 4 years.

// PERSONAL

- A Dublin HS (Dublin, CA) product, was a first-team All-Tri County Athletic League offensive and defensive choice. Peelle also earned first-team All-Alameda County recognition from the Tri-Valley Herald.
- Graduated from Oregon with a degree in political science.
- Born Justin Morris Peelle (3/15/79) in Fresno, CA.

// INJURY REPORT

2003: Suffered a concussion at Det. (12/7).

2006: Inactive with a knee injury at NYJ (10/15).

2009: Inactive with a head injury vs. NO (12/13).

2010: Inactive due to a sports hernia vs. Cin. (10/24) and a groin injury vs. TB (11/7) and vs. Bal. (11/11).



PEELLE'S GAME-BY-GAME

2002 (San Diego)

| Date | Opp | W/L | P/S | Rec | Yds | Avg | Lg | TD |
|---------------|--------|-----|-------------|----------|--------------|-------------|-----------|----------|
| Sep 8 | at Cin | W | 1/0 | 0 | 0 | 0.0 | 0 | 0 |
| Sep 15 | Hou | W | - | - | DID NOT PLAY | | | |
| Sep 22 | at Arz | W | 1/0 | 0 | 0 | 0.0 | 0 | 0 |
| Sep 29 | NE | W | 1/0 | 0 | 0 | 0.0 | 0 | 0 |
| Oct 6 | at Den | L | 1/0 | 0 | 0 | 0.0 | 0 | 0 |
| Oct 13 | KC | W | 1/0 | 0 | 0 | 0.0 | 0 | 0 |
| Oct 20 | at Oak | W | 1/1 | 0 | 0 | 0.0 | 0 | 0 |
| Nov 3 | NYJ | L | 1/0 | 0 | 0 | 0.0 | 0 | 0 |
| Nov 10 | at StL | L | 1/0 | 0 | 0 | 0.0 | 0 | 0 |
| Nov 17 | SF | W | 1/0 | 1 | 2 | 2.0 | 2 | 0 |
| Nov 24 | at Mia | L | 1/0 | 1 | 3 | 3.0 | 3 | 0 |
| Dec 1 | Den | W | 1/1 | 0 | 0 | 0.0 | 0 | 0 |
| Dec 8 | Oak | L | 1/0 | 0 | 0 | 0.0 | 0 | 0 |
| Dec 15 | at Buf | L | 1/0 | 1 | 10 | 10.0 | 10 | 0 |
| Dec 22 | at KC | L | 1/0 | 0 | 0 | 0.0 | 0 | 0 |
| Dec 29 | Sea | L | 1/0 | 0 | 0 | 0.0 | 0 | 0 |
| TOTALS | | | 15/2 | 3 | 15 | 10.0 | 10 | 0 |

2005 (San Diego)

| Date | Opp | W/L | P/S | Rec | Yds | Avg | Lg | TD |
|---------------|--------|-----|-------------|-----------|-----------|------------|-----------|----------|
| Sep 11 | Dal | L | 1/1 | 2 | -4 | -2.0 | -1 | 0 |
| Sep 18 | at Den | L | 1/1 | 0 | 0 | 0.0 | 0 | 0 |
| Sep 25 | NYG | W | 1/0 | 1 | 1 | 1.0 | 1 | 0 |
| Oct 2 | at NE | W | 1/0 | 1 | 5 | 5.0 | 5 | 0 |
| Oct 10 | Pit | L | 1/1 | 0 | 0 | 0.0 | 0 | 0 |
| Oct 16 | at Oak | W | 1/0 | 3 | 20 | 6.6 | 10 | 1 |
| Oct 23 | at Phi | L | 1/0 | 1 | 5 | 5.0 | 5 | 0 |
| Oct 30 | KC | W | 1/0 | 0 | 0 | 0.0 | 0 | 0 |
| Nov 6 | at NYJ | W | 1/0 | 0 | 0 | 0.0 | 0 | 0 |
| Nov 20 | Buf | W | 1/0 | 0 | 0 | 0.0 | 0 | 0 |
| Nov 27 | at Was | W | 1/0 | 0 | 0 | 0.0 | 0 | 0 |
| Dec 4 | Oak | W | 1/0 | 0 | 0 | 0.0 | 0 | 0 |
| Dec 11 | Mia | L | 1/0 | 1 | 11 | 11.0 | 11 | 0 |
| Dec 18 | at Ind | W | 1/0 | 0 | 0 | 0.0 | 0 | 0 |
| Dec 24 | at KC | L | 1/0 | 1 | 0 | 0.0 | 0 | 0 |
| Dec 31 | Den | L | 1/1 | 0 | 0 | 0.0 | 0 | 0 |
| TOTALS | | | 16/4 | 11 | 38 | 3.5 | 11 | 1 |

2003 (San Diego)

| Date | Opp | W/L | P/S | Rec | Yds | Avg | Lg | TD | |
|---------------|--------|-----|-------------|-----------------------|------------|------------|-----------|----------|---|
| Sep 7 | at KC | L | 1/0 | 0 | 0 | 0.0 | 0 | 0 | |
| Sep 14 | Den | L | 1/1 | 3 | 26 | 8.7 | 17 | 0 | |
| Sep 21 | Bal | L | 1/1 | 4 | 24 | 6.0 | 8 | 0 | |
| Sep 28 | at Oak | L | 1/1 | 3 | 24 | 8.0 | 11 | 1 | |
| Oct 5 | at Jax | L | 1/1 | 0 | 0 | 0.0 | 0 | 0 | |
| Oct 19 | at Cle | W | 1/1 | 0 | 0 | 0.0 | 0 | 0 | |
| Oct 27 | Mia | L | 1/1 | 0 | 0 | 0.0 | 0 | 0 | |
| Nov 2 | at Chi | L | 1/0 | 2 | 23 | 11.5 | 17 | 0 | |
| Nov 9 | Min | W | 1/0 | 1 | 6 | 6.0 | 6 | 0 | |
| Nov 16 | at Den | L | 1/0 | 0 | 0 | 0.0 | 0 | 0 | |
| Nov 23 | Cin | L | 1/0 | 0 | 0 | 0.0 | 0 | 0 | |
| Nov 30 | KC | L | 1/1 | 0 | 0 | 0.0 | 0 | 0 | |
| Dec 7 | at Det | W | - | INACTIVE (Concussion) | | | | - | - |
| Dec 14 | GB | L | 1/1 | 1 | 1 | 1.0 | 1 | 0 | |
| Dec 21 | at Pit | L | 1/1 | 2 | 29 | 15.5 | 24 | 0 | |
| Dec 28 | Oak | W | 1/0 | 0 | 0 | 0.0 | 0 | 0 | |
| TOTALS | | | 15/9 | 16 | 133 | 8.3 | 24 | 1 | |

2006 (Miami)

| Date | Opp | W/L | P/S | Rec | Yds | Avg | Lg | TD | |
|---------------|--------|-----|--------------|-----------------|------------|------------|-----------|----------|---|
| Sep 7 | at Pit | L | 1/0 | 1 | 16 | 16.0 | 16 | 0 | |
| Sep 17 | Buf | L | 1/1 | 0 | 0 | 0.0 | 0 | 0 | |
| Sep 24 | Ten | W | 1/0 | 0 | 0 | 0.0 | 0 | 0 | |
| Oct 1 | at Hou | L | 1/0 | 1 | 7 | 7.0 | 7 | 0 | |
| Oct 8 | at NE | L | 1/1 | 2 | 6 | 3.0 | 5 | 0 | |
| Oct 15 | at NYJ | L | - | INACTIVE (Knee) | | | | - | - |
| Oct 22 | GB | L | 1/1 | 0 | 0 | 0.0 | 0 | 0 | |
| Nov 5 | at Chi | W | 1/1 | 1 | 2 | 2.0 | 2 | 0 | |
| Nov 12 | KC | W | 1/1 | 2 | 14 | 7.0 | 15 | 0 | |
| Nov 19 | Min | W | 1/0 | 3 | 21 | 7.0 | 11t | 1 | |
| Nov 23 | at Det | W | 1/1 | 1 | 3 | 3.0 | 3 | 0 | |
| Dec 3 | Jax | L | 1/1 | 0 | 0 | 0.0 | 0 | 0 | |
| Dec 10 | NE | W | 1/1 | 1 | 7 | 7.0 | 7 | 0 | |
| Dec 17 | at Buf | L | 1/0 | 1 | 9 | 9.0 | 9 | 0 | |
| Dec 25 | NYJ | L | 1/1 | 1 | 0 | 0.0 | 0 | 0 | |
| Dec 31 | at Ind | L | 1/1 | 2 | 31 | 15.5 | 25 | 0 | |
| TOTALS | | | 15/10 | 16 | 116 | 7.3 | 25 | 1 | |

2004 (San Diego)

| Date | Opp | W/L | P/S | Rec | Yds | Avg | Lg | TD |
|---------------|--------|-----|-------------|-----------|-----------|------------|------------|----------|
| Sep 12 | at Hou | W | 1/0 | 0 | 0 | 0.0 | 0 | 0 |
| Sep 19 | NYJ | L | 1/0 | 0 | 0 | 0.0 | 0 | 0 |
| Sep 26 | at Den | L | 1/0 | 0 | 0 | 0.0 | 0 | 0 |
| Oct 3 | Ten | W | 1/0 | 1 | 10 | 10.0t | 10 | 1 |
| Oct 10 | Jax | W | 1/0 | 0 | 0 | 0.0 | 0 | 0 |
| Oct 17 | at Atl | L | 1/0 | 1 | 8 | 8.0 | 8 | 0 |
| Oct 24 | at Car | W | 1/0 | 1 | 6 | 6.0 | 6 | 0 |
| Oct 31 | Oak | W | 1/1 | 3 | 28 | 9.3 | 17t | 1 |
| Nov 7 | NO | W | 1/1 | 0 | 0 | 0.0 | 0 | 0 |
| Nov 21 | at Oak | W | 1/0 | 0 | 0 | 0.0 | 0 | 0 |
| Nov 28 | at KC | W | 1/0 | 1 | 4 | 4.0 | 4 | 0 |
| Dec 5 | Den | W | 1/1 | 1 | 6 | 6.0 | 6 | 0 |
| Dec 12 | TB | W | 1/0 | 1 | 9 | 9.0 | 9 | 0 |
| Dec 19 | at Cle | W | 1/0 | 0 | 0 | 0.0 | 0 | 0 |
| Dec 26 | at Ind | L | 1/0 | 0 | 0 | 0.0 | 0 | 0 |
| Jan 2 | KC | W | 1/1 | 1 | 13 | 13.0 | 13 | 0 |
| TOTALS | | | 16/4 | 10 | 84 | 8.4 | 17t | 2 |

2007 (Miami)

| Date | Opp | W/L | P/S | Rec | Yds | Avg | Lg | TD |
|---------------|--------|-----|--------------|-----------|------------|------------|-----------|----------|
| Sep 9 | at Was | L | 1/1 | 2 | 12 | 6.0 | 11 | 1 |
| Sep 16 | Dal | L | 1/0 | 0 | 0 | 0.0 | 0 | 0 |
| Sep 23 | at NYJ | L | 1/1 | 1 | 3 | 3.0 | 3 | 0 |
| Sep 30 | Oak | L | 1/0 | 3 | 45 | 15.0 | 35 | 1 |
| Oct 7 | at Hou | L | 1/0 | 1 | 5 | 5.0 | 5 | 0 |
| Oct 14 | at Cle | L | 1/0 | 0 | 0 | 0.0 | 0 | 0 |
| Oct 21 | NE | L | 1/0 | 4 | 42 | 10.5 | 13 | 0 |
| Oct 28 | NYG | L | 1/1 | 6 | 42 | 7.0 | 10 | 0 |
| Nov 11 | Buf | L | 1/0 | 2 | 15 | 7.5 | 9 | 0 |
| Nov 18 | at Phi | L | 1/1 | 2 | 27 | 13.5 | 21 | 0 |
| Nov 26 | at Pit | L | 1/1 | 2 | 3 | 1.5 | 2 | 0 |
| Dec 2 | NYJ | L | 1/1 | 1 | 11 | 11.0 | 11 | 0 |
| Dec 9 | at Buf | L | 1/1 | 1 | 1 | 1.0 | 1 | 0 |
| Dec 16 | Bal | W | 1/1 | 0 | 0 | 0.0 | 0 | 0 |
| Dec 23 | at NE | L | 1/1 | 2 | 7 | 3.5 | 5 | 0 |
| Dec 30 | Cin | L | 1/1 | 2 | 15 | 7.5 | 9 | 0 |
| TOTALS | | | 16/10 | 29 | 228 | 7.9 | 35 | 2 |

2004 Postseason (San Diego)

| Date | Opp | W/L | P/S | Rec | Yds | Avg | Lg | TD |
|---------------|-----|-----|------------|----------|-----------|-------------|-----------|----------|
| Jan 8 | NYJ | L | 1/1 | 3 | 34 | 11.3 | 20 | 0 |
| TOTALS | | | 1/1 | 3 | 34 | 11.3 | 20 | 0 |



PEELLE'S GAME-BY-GAME

2008 (Atlanta)

| Date | Opp | W/L | P/S | Rec | Yds | Avg | Lg | TD |
|---------------|--------|-----|--------------|-----------|------------|-------------|------------|----------|
| Sep 7 | Det | W | 1/0 | 1 | 13 | 13.0 | 13 | 0 |
| Sep 14 | at TB | L | 1/0 | 0 | 0 | 0.0 | 0 | 0 |
| Sep 21 | KC | W | 1/0 | 1 | 7 | 7.0 | 7 | 0 |
| Sep 28 | at Car | L | 1/1 | 0 | 0 | 0.0 | 0 | 0 |
| Oct 5 | at GB | W | 1/0 | 2 | 15 | 7.5 | 14 | 1 |
| Oct 12 | Chi | W | 1/1 | 0 | 0 | 0.0 | 0 | 0 |
| Oct 26 | at Phi | L | 1/1 | 1 | 17 | 17.0 | 17 | 0 |
| Nov 2 | at Oak | W | 1/1 | 3 | 33 | 11.0 | 16 | 0 |
| Nov 9 | NO | W | 1/1 | 1 | 14 | 14.0 | 14 | 0 |
| Nov 16 | Den | L | 1/1 | 0 | 0 | 0.0 | 0 | 0 |
| Nov 23 | Car | W | 1/0 | 0 | 0 | 0.0 | 0 | 0 |
| Nov 30 | at SD | W | 1/1 | 3 | 38 | 12.7 | 18t | 1 |
| Dec 7 | at NO | L | 1/1 | 1 | 9 | 9.0 | 9 | 0 |
| Dec 14 | TB | W | 1/1 | 1 | 5 | 5.0 | 5 | 0 |
| Dec 21 | at Min | W | 1/1 | 1 | 8 | 8.0 | 8 | 0 |
| Dec 28 | StL | W | 1/1 | 0 | 0 | 0.0 | 0 | 0 |
| TOTALS | | | 16/11 | 15 | 159 | 10.6 | 18t | 2 |

2010 (Atlanta)

| Date | Opp | W/L | P/S | Rec | Yds | Avg | Lg | TD |
|---------------|--------|-----|-------------|-----------|-----------|-------------------|-----------|----------|
| Sep 12 | at Pit | L | 1/1 | 2 | 11 | 5.5 | 9 | 0 |
| Sep 19 | Arz | W | 1/0 | 0 | 0 | 0.0 | 0 | 0 |
| Sep 26 | at NO | W | 1/1 | 0 | 0 | 0.0 | 0 | 0 |
| Oct 3 | SF | W | 1/1 | 0 | 0 | 0.0 | 0 | 0 |
| Oct 10 | at Cle | W | 1/1 | 1 | 15 | 15.0 | 15 | 0 |
| Oct 17 | at Phi | L | 1/1 | 0 | 0 | 0.0 | 0 | 0 |
| Oct 24 | Cin | W | - | | | INACTIVE (Hernia) | - | - |
| Nov 7 | TB | W | - | | | INACTIVE (Groin) | - | - |
| Nov 11 | Bal | W | - | | | INACTIVE (Groin) | - | - |
| Nov 21 | at StL | W | 1/0 | 2 | 14 | 7.0 | 12 | 1 |
| Nov 28 | GB | W | 1/1 | 1 | 14 | 14.0 | 14 | 0 |
| Dec 5 | at TB | W | 1/0 | 0 | 0 | 0.0 | 0 | 0 |
| Dec 12 | at Car | W | 1/0 | 0 | 0 | 0.0 | 0 | 0 |
| Dec 19 | at Sea | W | 1/1 | 1 | 10 | 10.0 | 10 | 0 |
| Dec 27 | NO | L | 1/0 | 1 | 10 | 10.0 | 10 | 0 |
| Jan 2 | Car | W | 1/1 | 2 | 22 | 11.0 | 13 | 0 |
| TOTALS | | | 13/8 | 10 | 96 | 9.6 | 15 | 1 |

2008 Postseason (Atlanta)

| Date | Opp | W/L | P/S | Rec | Yds | Avg | Lg | TD |
|---------------|--------|-----|------------|----------|-----------|------------|----------|----------|
| Jan 3 | at Arz | L | 1/1 | 3 | 11 | 3.7 | 6 | 1 |
| TOTALS | | | 1/1 | 3 | 11 | 3.7 | 6 | 1 |

2010 Postseason (Atlanta)

| Date | Opp | W/L | P/S | Rec | Yds | Avg | Lg | TD |
|---------------|-----|-----|------------|----------|----------|------------|----------|----------|
| Jan 3 | GB | L | 1/0 | 0 | 0 | 0.0 | 0 | 0 |
| TOTALS | | | 1/0 | 0 | 0 | 0.0 | 0 | 0 |

2009 (Atlanta)

| Date | Opp | W/L | P/S | Rec | Yds | Avg | Lg | TD |
|---------------|--------|-----|-------------|-----------|------------|-----------------|-----------|----------|
| Sep 13 | Mia | W | 1/0 | 0 | 0 | 0.0 | 0 | 0 |
| Sep 20 | Car | W | 1/1 | 0 | 0 | 0.0 | 0 | 0 |
| Sep 27 | at NE | L | 1/0 | 0 | 0 | 0.0 | 0 | 0 |
| Oct 11 | at SF | W | 1/1 | 1 | 12 | 12.0 | 12 | 0 |
| Oct 18 | Chi | W | 1/0 | 2 | 8 | 4.0 | 5 | 0 |
| Oct 25 | at Dal | L | 1/0 | 0 | 0 | 0.0 | 0 | 0 |
| Nov 2 | at NO | L | 1/1 | 1 | 4 | 4.0 | 4 | 0 |
| Nov 8 | Was | W | 1/1 | 0 | 0 | 0.0 | 0 | 0 |
| Nov 15 | at Car | L | 1/1 | 2 | 12 | 6.0 | 9 | 1 |
| Nov 22 | at NYG | L | 1/1 | 3 | 41 | 13.7 | 23 | 0 |
| Nov 29 | TB | W | 1/1 | 0 | 0 | 0.0 | 0 | 0 |
| Dec 6 | Phi | L | 1/0 | 0 | 0 | 0.0 | 0 | 0 |
| Dec 13 | NO | L | - | | | INACTIVE (Head) | - | - |
| Dec 20 | at NYJ | W | 1/0 | 0 | 0 | 0.0 | 0 | 0 |
| Dec 27 | Buf | W | 1/0 | 0 | 0 | 0.0 | 0 | 0 |
| Jan 3 | at TB | W | 1/1 | 3 | 38 | 12.7 | 32 | 1 |
| TOTALS | | | 15/8 | 12 | 115 | 9.6 | 32 | 2 |



78

MIKE
PERSON
| GUARD



6-4 | 299 | MONTANA ST. | ROOKIE | BORN 6.17.88 | GLENDIVE, MT
ACQUIRED D-7B IN '11 | DAWSON COUNTY HS, GLENDIVE, MT

Mike Person is a versatile athlete who can play several positions along the offensive line. Person started his final 35 games on the offensive line and did not allow a sack as senior, earning First-Team All-Big Sky honors.

PERSON'S CAREER STATISTICS

GAMES/STARTS – 0/0; 2011 (0/0)

POSTSEASON GAMES/STARTS – 0/0; 2011 (0/0)

// GOLDMINE

- To say the Saturday, April 30, 2011, is a day that Mike will never forget will be an understatement. Early that day, Mike was drafted in the 7th round by the 49ers, becoming the first Montana St. player selected in the NFL draft since Joey Thomas in 2004. That night, the Glendive native was the recipient of the Montana AAU Little Sullivan Award, presented to the state's top amateur athlete.



// TRANSACTIONS

Originally the second of three 7th-round (239th overall) draft choices by SF in 2011.

// COLLEGE

Started all 42 games along the offensive line for the Bobcats. Earned first-team All-Big Sky Conference honors in 2010, starting all 12 games and helping lead MSU to a Big Sky Conference Championship and the FCS Playoffs. The Bobcats led the Big Sky in scoring offense, total offense, passing offense, and first downs. In 2009, started all 11 games at RT and earned first-team All-Big Sky honors. As a sophomore, started all 12 games and earned honorable mention all-conference honors, while helping the Bobcats lead the Big Sky in most rushing yards and fewest sacks allowed. Named the team's Most Inspirational Player in the Spring of '08. In 2007, started MSU's first eight games at right tackle before an injury ended his season. Redshirted in 2006.

// PERSONAL

- Attended Dawson County (Glendive, MT) HS and was a three-time all-league choice, earning Class A all-state honors as a junior and senior.
- Selected team MVP as a senior.
- Two-time state discus champion.
- Father, Jim, played football at Montana Tech (1969-73, while uncles Dennis Lowney (Western Montana) and Jerry Person (San Diego State) also played college football.
- Born Michael Sean Person (6/17/88) in Glendive, MT.
- Majored in history with a concentration in teaching.

A SCOUT'S VIEW

"You see him have nice balance, nice feet. You're looking for a guy that does not lose very often at this level (Division II). You want somebody who dominates and makes it look easy. That's what he does." - **49ers General Manager Trent Baalke**



CHILO RACHAL

| TACKLE/GUARD



6-5 | 323 | SOUTHERN CALIFORNIA | 4TH YEAR | BORN 3.15.86 | COMPTON, CA
ACQUIRED D-2 IN '08 | DOMINGUEZ HS, COMPTON, CA

Chilo Rachal has continued to showcase his power and mobility at right guard, starting all but three games since 2009. A 2nd round pick in the 2008 NFL Draft, Rachal worked his way into the 49ers starting lineup midway through his rookie season, and since then, has shown improvement in his knowledge of blocking techniques and schemes. A dedicated family man, Rachal chose to enter the NFL Draft earlier than planned due to his mother and father's health issues and medical expenses. "Basically," Rachal said at the NFL Combine in 2008, "I have no choice. I have to do something for my family." Rachal grew up in Compton, CA, and had two older brothers who were killed when he was young. He used their life experiences as motivation, a wise choice that led him to the NFL.

// 2011 AWARDS & HONORS

- Madden Most Valuable Protectors Award (Week 5)

// 2011 HIGHLIGHTS

- Rachal and the 49ers offensive line did not allow a sack on 20 pass atts. by QB Alex Smith vs. Sea. (9/11). The last time the 49ers had not allowed a sack was vs. Den. (10/31/10).
- Rachal and the offensive line were awarded the Madden Most Valuable Protectors Award for Week 5. They helped the 49ers offense rush for 213 yds. on the ground while not allowing a sack vs. TB (10/9), marking the first time since 12/14/06 at Sea. that the team rushed for over 200 yds. and did not allow a sack.
- Replaced T/G Adam Snyder (stinger) in the 4th qtr. in the 25-19 come-from-behind victory at Det. (10/16). Helped support the 49ers offense rush for 203 yds., marking the first time the team has rushed for over 200 yds. in back-to-back games (10/9 vs. TB, 213 yds.) since 12/6/98 at Car. (236 yds.) and 12/14/98 vs. Det. (328 yds.).
- Aided the 49ers offense in reaching 253 yds. in the 1st half vs. Cle. (10/30), which are the most net yds. gained by the 49ers in the 1st half and 2nd highest total in either half this season (10/2 - 289 yds. at Phi.).
- Part of an offensive line that helped pave the way for RB Frank Gore to gain 100+ rush yds. on the ground in 5 consecutive games, setting a new franchise record.
- Helped the 49ers offense hold the ball for 44:16 while not allowing a sack vs. Arz. (11/20), marking the highest time of possession for the team since 11/3/02 at Oak. (44:33 - 49ers 23, Raiders 20).
- Replaced G Adam Snyder at RG after Snyder was sidelined with a hamstring injury at Bal. (11/24).

// GOLDMINE

- Chilo wasn't planning on entering the NFL Draft in 2008, but a tumor discovered in his mother's stomach prompted him to enter early so he could help with her medical costs.
- Chilo idolized former 49er Larry Allen and models his play after the All-Pro guard.

RACHAL'S CAREER STATISTICS

GAMES/STARTS – 55/38; 2008 (8/6), 2009 (16/15), 2010 (15/14), 2011 (16/3)

POST SEASON GAMES/STARTS – 1/0; 2011 (1/0)

Milestones:

NFL Debut: at Arz. (11/10/08); **First Start:** at Dal. (11/23/08)

**// TRANSACTIONS**

Originally a 2nd-round (39th pick overall) draft choice by SF in 2008.

// 2010

- Part of an offensive line that did not allow a sack on 19 pass atts. by QB Troy Smith vs. Den. (10/31).
- Started at RG at Arz. (11/29) as the offense rushed for a season-high 261 yds., while recording a season-high 26 first downs.

// 2009

- Had two critical blocks that helped spring RB Frank Gore on each of his record-setting 79- and 80-yd. TD runs vs. Sea. (9/20). The offense finished with a season-high 246 yds. rushing on the day.
- Part of an offensive line that did not allow a sack of QB Alex Smith on any of his 41 attempts vs. Jax (11/29). It marked the first time the 49ers did not give up a sack since 11/10/08, at Arz. (QB Shaun Hill - 40 attempts).

// 2008

- Saw action in 8 games, starting the final 6 contests at RG.
- Made his NFL debut at Arz. (11/10) as he rotated at RG with starter Tony Wragge. Made a key block on LB Karlos Dansby on final play of 1st qtr. that helped spring RB Frank Gore for 20 yds. The O-line did not allow a sack in the game.
- Made first NFL start at RG at Dal. (11/23), becoming second member of 49ers 2008 draft class to make a start for 49ers (Josh Morgan).

// COLLEGE

In 21 games as a starter at Southern California, never allowed a QB sack as he delivered 155 knockdowns, including 15 TD-resulting blocks. Started 9 games at RG as a senior, earning first-team All-American honors. Started 12 games at RG in 2006 and was named second-team All-American. Appeared in every game as a reserve guard as a redshirt freshman, seeing most of his action on special teams. Redshirted as a freshman after missing all of September following arthroscopic left knee surgery to remove torn cartilage prior to Colorado State game.

// PERSONAL

- Attended Dominguez (Compton, CA) HS, where he earned All-American honors.
- Limited to just 4 games as a senior due to a knee injury.
- Born Chilo Rachal (3/15/86) in Compton, CA.

// INJURY REPORT

2010: Inactive vs. NO (9/20) with a stinger.



22

CARLOS ROGERS | CORNERBACK



6-0 | 192 | AUBURN | 7TH YEAR | BORN 7.2.81 | AUGUSTA, GA
ACQUIRED FA IN '11 | BUTLER HS, AUGUSTA, GA

A physical and talented cornerback, Carlos Roge brings veteran experience to the 49ers after spendin his first six NFL seasons as a member of the Washingto Redskins. Considered one of the top-tier cover cornerback in the NFL, Rogers started every game in 2011, tallied 51 tackles, 16 PDs, 6 INTs and 1 TFL. With Rogers (9th) and QB Alex Smith (1st) on the roster, the 49ers now have two of the top 10 picks from the 2005 NFL Draft.



// 2011 AWARDS & HONORS

- AP Second-Team All-Pro
- 2012 Pro Bowl Selection (Starter)

// 2011 HIGHLIGHTS

- Made 49ers debut vs. Sea. (9/11), totaling 6 solo tackles and helping limit Seahawks to just 192 yds. passing.
- Picked off QB Andy Dalton at Cin. (9/25), marking his first INT as a 49er and first since 12/26/10 at Jax.
- Picked off Phi. QB Michael Vick in the 1st qtr. at Phi. (10/2), on a deep pass intended for LeSean Jackson. It marked the 2nd time in his career he notched an INT in back-to-back games (11/27/07 vs. SD and 12/4/05 at StL).
- Recorded his third INT of the season vs. TB (10/9) and returned it 31-yds. for a TD. The return marked his second career TD and first since 10/7/07 vs. Det. as a member of the Washington Redskins.
- Registered his first career multi-pick game vs. NYG (11/13). The 2 INTs by Rogers marked the first time a Niner registered 2 INTs in the same game since CB Walt Harris on 11/25/07 at Arz.
- Netted his 6th INT of the season vs. Pit. (12/19), picking off QB Ben Roethlisberger on the opening drive for a gain of 31 yds., which led to a 22-yd. FG from K David Akers. Rogers is the first 49er to register 6 INTs in a season since CB Walt Harris posted 8 INTs in 2006.

ROGERS' GAME-BY-GAME

2011 Game-by-game stats table with columns: Date, Opp, W/L, P/S, Tot, Sol, Ast, Sk, Yds, Int, Yds, PD, FF, FR, Yds. Includes rows for each game and a totals row.

2011 Postseason stats table with columns: Date, Opp, W/L, P/S, Tot, Sol, Ast, Sk, Yds, Int, Yds, PD, FF, FR, Yds. Includes rows for Jan 14 and Jan 22, plus a totals row.

QB Hits: 2 TFL: 1
QB Pressures: Regular Season - 3; Postseason - 2



ROGERS' CAREER STATISTICS

| YEAR | TEAM | GP | GS | TACKLES | | | | | INTERCEPTIONS | | | | | FUMBLES | | |
|---------------|------|-----------|-----------|------------|------------|-----------|------------|------------|---------------|------------|------------|----------|-----------|----------|----------|----------|
| | | | | TOT | SOL | AST | SACKS | YDS | INT | YDS | LG | TD | PD | FF | FR | YDS |
| 2005 | WAS | 12 | 5 | 40 | 34 | 6 | 0.0 | 0.0 | 2 | 14 | 14 | 0 | 4 | 2 | 0 | 0 |
| 2006 | WAS | 15 | 15 | 88 | 71 | 17 | 0.0 | 0.0 | 1 | 0 | 0 | 0 | 17 | 1 | 0 | 0 |
| 2007 | WAS | 7 | 7 | 30 | 23 | 7 | 0.0 | 0.0 | 1 | 61 | 61t | 1 | 7 | 0 | 0 | 0 |
| 2008 | WAS | 16 | 14 | 53 | 45 | 8 | 0.0 | 0.0 | 2 | 73 | 42 | 0 | 24 | 0 | 1 | 0 |
| 2009 | WAS | 16 | 15 | 46 | 34 | 12 | 0.0 | 0.0 | 0 | 0 | – | 0 | 12 | 0 | 2 | 0 |
| 2010 | WAS | 12 | 12 | 61 | 39 | 22 | 0.0 | 0.0 | 2 | 43 | 38 | 0 | 12 | 1 | 0 | 0 |
| 2011 | SF | 16 | 16 | 57 | 50 | 7 | 0.0 | 0.0 | 6 | 106 | 31t | 1 | 18 | 0 | 0 | 0 |
| TOTALS | | 94 | 84 | 375 | 296 | 79 | 0.0 | 0.0 | 14 | 297 | 61t | 2 | 94 | 4 | 3 | 0 |

PLAYOFFS

| YEAR | TEAM | GP | GS | TACKLES | | | | | INTERCEPTIONS | | | | | FUMBLES | | |
|---------------|------|----------|----------|-----------|-----------|----------|------------|------------|---------------|----------|----------|----------|----------|----------|----------|----------|
| | | | | TOT | SOL | AST | SACKS | YDS | INT | YDS | LG | TD | PD | FF | FR | YDS |
| 2005 | WAS | 2 | 2 | 13 | 10 | 3 | 0.0 | 0.0 | 0 | 0 | 0 | 0 | 1 | 0 | 0 | 0 |
| 2011 | SF | 1 | 1 | 3 | 2 | 1 | 0.0 | 0.0 | 0 | 0 | 0 | 0 | 3 | 0 | 0 | 0 |
| TOTALS | | 3 | 3 | 16 | 12 | 4 | 0.0 | 0.0 | 0 | 0 | 0 | 0 | 4 | 0 | 0 | 0 |

ROGERS' ADDITIONAL STATISTICS

Additional Statistics:

Special Teams Tackles – 16: 2005 (10); 2006 (1); 2007 (5)

QB Pressures: Regular Season – 3; Postseason – 2

Postseason Statistics:

Special Teams Tackles – 3: 2005 (3)

Milestones:

NFL Debut: vs. Chi. (9/11/05); **First Start:** vs. Sea. (10/2/05); **50th Start:** vs. Den. (11/15/09); **First INT:** vs. SD (11/27/05 – QB Drew Brees); **First INT Return for a TD:** vs. Det. (10/7/07 – QB Jon Kitna); **First FF:** vs. Sea. (10/2/05 – RB Shaun Alexander); **First FR:** vs. Arz. (9/21/08 – LB Rocky McIntosh)

ROGERS' CAREER HIGHS

Total Tackles: 12 at Phi. (9/17/07)

Solo: 8 (2 times) Last at Phi. (9/17/07)

Assists: 5 at Dal. (12/19/10)

Passes Defensed: 6 at Phi. (11/12/06)

Interceptions: 2 vs. NYG (11/11)

Interception Yards: 61t vs. Det. (10/7/07)

Long Interception Return: 61t vs. Det. (10/7/07)

Interception Returns for TDs: 1 (2 times) Last vs. TB (10/9/11)

Forced Fumbles: 1 (4 times) Last at Phi. (10/3/10)

Fumble Recoveries: 1 (3 times) Last at SD (1/3/10)



// TRANSACTIONS

Originally a 1st-round (9th overall) draft choice by Was. in the 2005 NFL Draft...Signed as an unrestricted free agent by SF on 8/3/11.

// 2010 (WASHINGTON)

- Helped limit the Cowboys to just seven points as he totaled 8 tackles and 2 PDs vs. Dal. (9/12).
- Notched his first INT of season vs. Hou. (9/19), picking off QB Matt Schaub on Houston's opening drive and helping set up a 27-yd. FG.
- Totaled 6 tackles and 1 FF at Phi. (10/3), helping limit receivers DeSean Jackson and Jeremy Maclin to a combined 4 catches for 34 yds.
- Totaled 4 tackles, 2 PDs and 1 INT off QB David Garrard, which set up a TD at Jax. (12/26).

// 2009 (WASHINGTON)

- Posted a team-high 12 PDs as he helped Redskins defense finish 10th in the NFL in overall defense and 9th in pass defense.
- Posted 5 tackles and 1 FR vs. StL (9/20), while helping limit QB Marc Bulger to 125 passing yds.
- Recorded 3 tackles and caused an INT when he deflected a pass by QB Tony Romo vs. Dal. (12/27).

// 2008 (WASHINGTON)

- Recorded a team-high 24 PDs, 2 INTs and 1 FR, helping the Redskins finish 4th in the NFL in overall defense and 7th in pass defense.
- His 24 PDs ranked t-1st among all NFL players.
- In a six-game span, limited Torry Holt, DeSean Jackson, Braylon Edwards, Calvin Johnson, Hines Ward and Terrell Owens to just 22 receipts. for 223 yds. and 1 TD.
- Intercepted a QB Kurt Warner pass and returned it 42 yds. to set up go-ahead TD vs. Arz. (9/21).
- Picked off a QB Shaun Hill pass and returned it 31 yds. to help set up a PK Shaun Suisham FG at SF (12/28).

// 2007 (WASHINGTON)

- Recorded a career-high 12 tackles at Phi. (9/17).
- Posted first career INT return for a TD, when he picked off QB Jon Kitna and returned it 61 yds. for a score vs. Det. (10/7).

// 2006 (WASHINGTON)

- Tallied a career-high 88 tackles, 1 INT and 17 PDs.
- Registered 6 tackles, 2 PDs and 1 FF at TB (11/19).
- Had 6 tackles and 1 INT at NO (12/17).

// 2005 (WASHINGTON)

- Made first career start vs. Sea. (10/2) and tied for second on team with 7 tackles and 1 FF.

// COLLEGE

Saw action in 50 games (43 starts) in his four-year career for the Tigers. As a senior, was an First-Team All-America selection, winner of the Jim Thorpe Award, semifinalist for the Bednarik Award and finalist for the Bronko Nagurski Award, after recording 47 tackles, 2 INTs, a half-sack and 5 TFLs in 13 starts. As a junior, started 12 games and totaled 29 tackles, 1 INT, 1 FR and 9 PDs. Appeared in all 13 games (9 starts) as a sophomore, recording 48 tackles, 4 INTs and 9 PDs. Named to *The Sporting News* Freshman All-America second-team and the Freshman All-SEC team after posting 58 tackles, 1 FR and 12 PDs in 12 games (9 starts).

// PERSONAL

- Was a three-year starter at Butler (Augusta, GA) HS, where he received numerous accolades and was selected to the North-South All-Star Game and the Georgia-Florida All-Star Game.
- Attended Hargrave Military Academy in 2000.
- Also lettered in basketball, averaging 14.2 points per game at point guard, as well as track, in which he competed in the 100 meters (10.7) and the 200 meters (21.0).
- Son of Linda and David Rogers. Has one brother, Antrone.
- Has a daughter, Gianni Natalia, born in February 2009.
- Born Carlos Rogers (7/2/81) in Augusta, GA.

// INJURY REPORT

2007: Suffered a season-ending knee injury at NE (10/28) and was placed on Injured Reserve on 10/30.



99

ALDON SMITH

| LINEBACKER



6-4 | 258 | MISSOURI | ROOKIE | BORN 9.25.89 | KANSAS CITY, MO
ACQUIRED D-1 IN '11 | RAYTOWN SENIOR HS, RAYTOWN, MO

With great size and speed, Aldon Smith has the ability to line up at a variety of positions, whether its standing up or with his hand in the dirt. He is a tenacious pass rusher with great initial quickness. In 2011, Smith registered 42 tackles and led the team in sacks with 14.0. He ranked 1st in the NFL in sacks among rookies and was 1.0 sack short of breaking the NFL rookie sack record. Smith holds the Missouri single-season sack record (11.5 in '09), which was previously held by fellow 49er Justin Smith (11.0 in '00).

// 2011 AWARDS & HONORS

- Defensive Rookie of the Year by PFW/PFWA
- All-Rookie Team by PFW/PFWA
- NFL Defensive Rookie of the Month (October & December/January)
- Mid-Season NFL Defensive Rookie of the Year by ESPN's Adam Schefter
- Mid-Season NFL Defensive Rookie of the Year by Fox Sports' Adam Schein
- Pepsi NFL Rookie of the Week (Week 5 & Week 6)

// 2011 POSTSEASON HIGHLIGHTS

- Forced a New Orleans punt after sacking QB Drew Brees for an 11-yd. loss on 3rd down in the 1st qtr. vs. NO (1/14).

// 2011 HIGHLIGHTS

- Led the team with 14.0 sacks, which ranked 1st in franchise history for the most sacks by a rookie. Smith's 14.0 sacks led all rookies in 2011 and ranked t-5th in the NFL.
- Smith became the first 49er to post double digit sacks since DE Andre Carter notched 12.5 in 2002.
- Made 49ers debut vs. Sea. (9/11) and totaled 1 tackle and 1 PD.
- Notched his 1st career sack at Phi. (10/2), taking down Phi. QB Michael Vick in the 2nd qtr. Also teamed up with DT Ray McDonald for another sack in the 3rd qtr.
- Delivered 2 sacks on Lions QB Matthew Stafford, one in the end zone for a safety in the 2nd qtr. at Det. (10/16). The safety by Smith was the 1st for the 49ers since 12/7/03 vs. Arz. Smith posted his 2nd sack in the 4th qtr., also forcing a fumble for a 28.0-yd. loss. Finished the day recording a career-high 7 tackles and 1 PD.
- Brought down Cardinals QB Richard Bartel in the 4th qtr. vs. Arz. (11/20) to register his 7.5 sack of the season.
- Notched 2.0 sacks vs. StL (12/4) for his third game posting at least 2.0 sacks, marking a team-high 9.5 sacks on the season. Smith also picked up a loose ball in the 2nd qtr. for his first-career FR after DT Ray McDonald stripped the ball from Rams QB A. J. Feeley.
- Brought down QB John Skelton in the 3rd qtr. for his 10.5 sack of the season at Arz. (12/11). Smith became the first 49er to record double-digit sacks since 2002 (DE Andre Carter 12.5).

- Posted 1.0 sack on QB Tavaris Jackson in the 4th qtr. at Sea. (12/24). Smith's 14.0 total sacks ranked 2nd in NFL history for the most sacks by a rookie since 1982 (Ten. DE Jevon Kearse recorded 14.5 in 1999).

// GOLDMINE

- In recent years, Aldon has dabbled in boxing and mixed martial arts training, both of which he said are helpful with this pass-rush technique and mental endurance. "Imagine someone trying to get their hands on you in a fight," Aldon said. "It's just like a tackle trying to get his hands on you. It all translates on how you move your hands."
- When Aldon was 10 years old, his parents divorced. Aldon remained with his mother, Kimberly, in Iowa as his father moved to Kansas City, but five years later, when his mother moved to Atlanta, he moved in with his father, Thurston. Until that point, Aldon had never played an organized sport, but that all changed in Kansas City. He joined the football and basketball teams at Raytown HS, but only under strict conditions enforced by his father. "He had to make good grades, nothing less than a 3.0 GPA," said Thurston, a former member of the US Army. "And he had to be responsible and respectful." As a junior, Aldon resisted his father's mandate, but everything began to click for him as senior. "I wasn't going to bend the rules, and he knew what the rules were," Thurston said. "The transition was difficult at first, but we got through it."

SMITH'S GAME-BY-GAME

2011

| Date | Opp | W/L | P/S | Tot | Sol | Ast | Sk | Yds | Int | Yds | PD | FF | FR | Yds |
|---------------|--------|-----|-------------|-----------|-----------|-----------|-------------|--------------|----------|----------|----------|----------|----------|----------|
| Sep 11 | Sea | W | 1/0 | 1 | 0 | 1 | 0.0 | 0.0 | 0 | 0 | 1 | 0 | 0 | 0 |
| Sep 18 | Dal | L | 1/0 | 0 | 0 | 0 | 0.0 | 0.0 | 0 | 0 | 1 | 0 | 0 | 0 |
| Sep 25 | at Cin | W | 1/0 | 0 | 0 | 0 | 0.0 | 0.0 | 0 | 0 | 0 | 0 | 0 | 0 |
| Oct 2 | at Phi | W | 1/0 | 5 | 5 | 0 | 1.5 | 10.5 | 0 | 0 | 0 | 0 | 0 | 0 |
| Oct 9 | TB | W | 1/0 | 3 | 3 | 0 | 2.0 | 6.0 | 0 | 0 | 0 | 0 | 0 | 0 |
| Oct 16 | at Det | W | 1/0 | 7 | 4 | 3 | 2.0 | 29.0 | 0 | 0 | 1 | 1 | 0 | 0 |
| Oct 30 | Cle | W | 1/0 | 2 | 1 | 1 | 1.0 | 7.0 | 0 | 0 | 0 | 0 | 0 | 0 |
| Nov 6 | at Was | W | 1/0 | 0 | 0 | 0 | 0.0 | 0.0 | 0 | 0 | 0 | 0 | 0 | 0 |
| Nov 13 | NYG | W | 1/0 | 2 | 0 | 2 | 0.0 | 0.0 | 0 | 0 | 0 | 0 | 0 | 0 |
| Nov 20 | Arz | W | 1/0 | 2 | 2 | 0 | 1.0 | 6.0 | 0 | 0 | 1 | 0 | 0 | 0 |
| Nov 24 | at Bal | L | 1/0 | 3 | 3 | 0 | 0.0 | 0.0 | 0 | 0 | 0 | 0 | 0 | 0 |
| Dec 4 | StL | W | 1/0 | 4 | 3 | 1 | 2.0 | 14.0 | 0 | 0 | 0 | 0 | 1 | 0 |
| Dec 11 | at Arz | L | 1/0 | 3 | 3 | 0 | 1.0 | 5.0 | 0 | 0 | 0 | 1 | 0 | 0 |
| Dec 19 | Pit | W | 1/0 | 5 | 5 | 0 | 2.5 | 19.0 | 0 | 0 | 0 | 0 | 0 | 0 |
| Dec 24 | at Sea | W | 1/0 | 5 | 4 | 1 | 1.0 | 8.0 | 0 | 0 | 0 | 0 | 0 | 0 |
| Jan 1 | at StL | W | 1/0 | 2 | 1 | 1 | 0.0 | 0.0 | 0 | 0 | 0 | 0 | 0 | 0 |
| TOTALS | | | 16/0 | 44 | 34 | 10 | 14.0 | 104.5 | 0 | 0 | 4 | 2 | 1 | 0 |

2011 Postseason

| Date | Opp | W/L | P/S | Tot | Sol | Ast | Sk | Yds | Int | Yds | PD | FF | FR | Yds |
|---------------|-----|-----|------------|----------|----------|----------|------------|-------------|----------|----------|----------|----------|----------|----------|
| Jan 16 | NO | W | 1/0 | 3 | 3 | 0 | 1.0 | 11.0 | 0 | 0 | 0 | 0 | 0 | 0 |
| Jan 22 | NYG | | | | | | | | | | | | | |
| TOTALS | | | 1/0 | 3 | 3 | 0 | 1.0 | 11.0 | 0 | 0 | 0 | 0 | 0 | 0 |

Special Teams Tackles: 1
QB Hits: Regular Season – 36;
Postseason – 4

QB Pressures: Regular Season – 45; Postseason – 6
TFL: Regular Season – 14;
Postseason – 1



SMITH'S CAREER STATISTICS

| YEAR | TEAM | GP | GS | TACKLES | | | | | INTERCEPTIONS | | | | | FUMBLES | | |
|---------------|------|-----------|----------|-----------|-----------|-----------|-------------|--------------|---------------|----------|----------|----------|----------|----------|----------|----------|
| | | | | TOT | SOL | AST | SACKS | YDS | INT | YDS | LG | TD | PD | FF | FR | YDS |
| 2011 | SF | 16 | 0 | 44 | 34 | 10 | 14.0 | 104.5 | 0 | 0 | 0 | 0 | 4 | 2 | 1 | 0 |
| TOTALS | | 16 | 0 | 44 | 34 | 10 | 14.0 | 104.5 | 0 | 0 | 0 | 0 | 4 | 2 | 1 | 0 |

PLAYOFFS

| YEAR | TEAM | GP | GS | TACKLES | | | | | INTERCEPTIONS | | | | | FUMBLES | | |
|---------------|------|----------|----------|----------|----------|----------|------------|-------------|---------------|----------|----------|----------|----------|----------|----------|----------|
| | | | | TOT | SOL | AST | SACKS | YDS | INT | YDS | LG | TD | PD | FF | FR | YDS |
| 2011 | SF | 1 | 0 | 3 | 3 | 0 | 1.0 | 11.0 | 0 | 0 | 0 | 0 | 0 | 0 | 0 | 0 |
| TOTALS | | 1 | 0 | 3 | 3 | 0 | 1.0 | 11.0 | 0 | 0 | 0 | 0 | 0 | 0 | 0 | 0 |

Other Statistics:

Special Teams Tackles: 1

QB Hits: Regular Season – 36; Postseason – 4

QB Pressures: Regular Season – 45; Postseason – 6

TFL: Regular Season – 14; Postseason – 1

Milestones:

NFL Debut: vs. Sea. (9/11/11); First PD: vs. Sea (9/11/11); First Sack: 1.0 at Phi. (10/2/11 – QB QB Michael Vick); First FF: at Det. (10/16/11 – QB Matthew Stafford); First FR: vs. StL (12/4/11 – QB A. J. Feeley)

SMITH'S CAREER HIGHS

Total Tackles: 7 at Det. (10/16/11)

Solo: 5 (2 times) Last vs. Pit. (12/19/11)

Assists: 3 at Det. (10/16/11)

Passes Defensed: 1 (4 times) Last vs. Arz. (11/20/11)

Forced Fumbles: 1 (2 times) Last at Azr. (12/11/11)

Fumble Recoveries: 1 vs. StL (12/4/11)

Sacks: 2.5 vs. Pit. (12/19/11)



// TRANSACTIONS

Originally a 1st-round (7th overall) draft choice by SF in 2011.

// COLLEGE

Played in 23 games (21 starts) and recorded 112 tackles, 17.0 sacks, 2 FFs, FR, INT and 7 PDs. His 17.0 career sacks rank t-6th in school history and in 2009, he set the school's single-season record with 11.5 sacks. In 2010, started all 10 games he played and was a First-Team All-Big 12 selection, as well as the recipient of Missouri's Defensive Lineman of the Year Award. He was also on the watch lists for the Bednarik Award (nation's top defensive player), the Bronko Najurski Trophy (top defensive player) and the Ted Hendricks Defensive End of the Year Award. Registered 48 tackles while adding 5.5 sacks, 10 TFLs and a FF. As a freshman in 2009, was a Freshman All-American selection by the Football Writers Association of America and named the Big 12 Defensive Freshman of the Year and Defensive Newcomer of the Year. He was also the recipient of Missouri's Defensive Lineman of the Year Award and Freshman of the Year Award. Played in 13 games (11 starts) and notched 64 tackles, 11.5 sacks, 19 TFLs, FF, FR and 5 PDs. His 11.5 sacks set the school record for most sacks in a season, surpassing Justin Smith's 11.0 sacks in 2000. His 19 TFLs set the Big 12 Conference freshman record, topping Oklahoma's Tommie Harris' record of 16 TFLs in 2001. He redshirted in 2008.

// PERSONAL

- Attended Raytown (MO) Senior HS and was a first-team all-state selection and the recipient of the Raytown's Defensive Most Valuable Player Award. Also a finalist for the Junious "Buck" Buchanan Memorial Award for the most outstanding player from the states of Missouri and Kansas.
- As a senior and team captain in 2007, registered 60 tackles, 21 TFLs, and 12.0 sacks, while adding 7 FFs, 1 blocked punt and 1 safety. Added 34 receipts. for 570 yds. and 4 TDs as a tight end.
- Earned first-team All-Conference honors in basketball as he help lead his team to a 27-1 record.
- Born Aldon Jacarus Smith (11/30/89) in Kansas City, MO.
- Majored in sociology.

TIGER TALK

"He's come in and he hasn't been like, 'Hey, I'm the seventh pick' or anything like that. He hops right in, gets in line and works. ... Everything I've seen he's just a football guy. He definitely looks the part. I think he'll do a tremendous job out there. If you're willing to work, you're going to have success if you have all the physical attributes. And he definitely has that. I don't see why he won't have a great year." - **49ers DT Justin Smith, a former Missouri Tiger, on Aldon Smith, who broke his single-season sack record at Missouri**

THE SCOUTING REPORT

"You look at the versatility he brings to the table. He's played inside. He's played outside. He's got good quickness off the ball and he has those 36-inch arms. You look at the quickness. One thing that I'm looking for in a defensive player is a guy that can play to the football with his eyes. You watch Aldon - you can watch a lot of snaps - and he rarely takes his eyes off the ball carrier. If you watch him, he's looking past the blocker. He's trying to find the football, he's feeling the blocker, but just look at his eyes and where they stay. He also has some unique flexibility. He can get his body in position that other guys can't." - **49ers General Manger Trent Baalke**



11

ALEX SMITH

| QUARTERBACK



6-4 | 217 | UTAH | 7TH YEAR | BORN 5.7.84 | SEATTLE, WA
ACQUIRED D-1 IN '05 | HELIX HS, LA MESA, CA

A tough, intelligent signal caller, Alex Smith showed his development at quarterback after having battled through injuries and scheme changes early in his career. Despite not being under contract with the 49ers during the 2011 offseason, Smith was one of the key orchestrators of the players' organized workouts and camps at San Jose St. That leadership is one of the special qualities Jim Harbaugh was attracted to. In 2011, Smith completed 445 passes for 3,144 yds. and a QB rating of 90.7. He threw 17 TDs and just 5 interceptions in 2011, setting the franchise record for fewest interceptions in a season (min. 400 atts.). His interception pct. of 1.1 for the season, ranked 1st in the NFL and 1st in franchise history (min. 400 atts.). After rebounding from a shoulder injury in 2008, Smith set career highs in TDs (18) and comp. pct. (60.5) in 2009. Last season, he set a career high with a qb rating of 82.1. In 2006, he established the Alex Smith Foundation, which provides foster teens with the tools and resources needed to transition to successful adulthood.

// CAREER HIGHLIGHTS

- Became the first 49ers QB in club history to take every snap from center over the course of a season, in 2006.
- Set single-season career highs in TD passes (18) and completion percentage (60.5) in 2009.
- Surpassed the 10,000 passing yds. mark at Phi. (10/2/11) with 291 yds., making him the 6th QB in franchise history to accomplish that.

// 2011 AWARDS & HONORS

- Comeback Player of the Year by *Dallas Morning News*' Rick Gosselin
- Mid-Season NFL Defensive Rookie of the Year by Fox Sports' Adam Schien
- Samsung Next Level Player of the Week (Week 5)

// 2011 POSTSEASON HIGHLIGHTS

- Completed 24 of 42 atts. for 299 yds, 3 TDs and a QB rating of 103.2. vs. NO (1/14). He also registered a 28-yd. TD run late in the 4th qtr. Down 3 points with just 1:32 to play in the game, Smith led the 49ers on a 7-play, 85-yd. drive that was capped off by a 14-yd. TD pass to TE Vernon Davis.

// 2011 HIGHLIGHTS

- Smith threw 17 TDs and just 5 INTs in 2011, setting the franchise record for fewest INTs in a season (min. 400 atts.). His INT pct. of 1.1 for the season, ranked 1st in the NFL and 1st in franchise history (min. 400 atts.).
- Led the 49ers to 5, 4th-qtr. comebacks on the season, including 4 on the road. His 4 come-from-behind road victories tied the franchise record set by Joe Montana in 1989.

- Registered his third career rushing TD vs. Sea (9/11) and first since 12/14/06 at Sea. as he completed 15 of 20 passes (75.0 pct.) for 124 yds. with a 90.4 passer rating.
- Had 179 passing yds. and a perfect 158.3 passer rating in the 3rd qtr. at Phi. (10/2), marking the most passing yds. by him in any qtr. during his career. Helped lead 49ers to a 24-23 come-from-behind victory after trailing by 20 pts. in 3rd qtr. Engineered 3 TD drives (80, 77, 77) in 2nd half.
- Named Samsung Next Level Player of the Week and tallied a QB rating of 127.2 vs. TB (10/9), marking the first time in his career he recorded a QB rating of 100+ in consecutive games [112.1 at Phi. (10/2)]. Threw 3 TDs on the day in 48-3 victory to deliver the 49ers most lopsided regular season victory since a 48-0 shutout of the Los Angeles Rams (12/27/1987). Up 38 pts., was relieved by QB Colin Kaepernick early in 4th qtr.
- Smith's 4th-down, 6-yd. TD pass to TE Delanie Walker at Det. (10/16) gave the 49ers the game-winning TD with 1:51 left and the 25-19 victory over the previously unbeaten Lions.
- Moved into 7th place in franchise history in QB rushing yds. with 519 rushing yds. vs. Cle. (10/30/11), passing QB Frankie Albert (505 yds.).
- Connected with 8 different receivers at Was. (11/6), completing 17 of 24 passes for 200 yds. and a TD for a 109.7 passer rating.
- Completed 19 of 30 passes for 242 yds. and rushed for 27 yds. on 6 carries vs. NYG (11/13). Smith connected on a go-ahead, 4th-qtr. TD pass to TE Vernon Davis, followed by another completion to WR Michael Crabtree on the 2-pt. conversion to give San Francisco a 20-13 lead.
- Engineered 2 TDs and completed 20 of 38 passes for 267 yds. vs. Arz. (11/20). Threw his first TD on an 8-yd. hookup with WR Kyle Williams in the 3rd qtr. and struck again three minutes later with an 18-yd. TD pass to TE Vernon Davis, giving the 49ers a 23-0 lead.
- Completed 17 of 23 pass atts. for 274 yds., 2 TDs and a QB rating of 142.3 vs. StL (12/4), setting a new single-game career-high. He also registered TD passes of 52 yds. and 56 yds., marking the first time of his career that he's had two, 50-plus yd. TD passes in the same game.
- Led the offense to 2 red zone TDs in the 2nd half vs. Pit. (12/19) and completed 18 of 31 passes and 1 TD in the 20-3 Monday night victory.
- Tallied his 5th come-from-behind victory, 19-17 at Sea. (12/24), his 4th on the road. Smith tied QB Joe Montana for the most 4th qtr. comebacks on the road in franchise history. Montana had four in 1989.
- Completed 20 of 30 pass atts. for 213 yds., 1 TD and a QB rating of 98.7 at StL (1/12). He has now thrown for 3,144 yds. on the season, marking his first 3,000 yd. passing season. Smith also scrambled for a 8-yd. TD run just before the 2nd qtr., registering his 4th career rushing TD and 1st since 9/11/11 vs. Sea.



// GOLDMINE

- Alex graduated college in three years with a bachelor's degree in economics and scored one of the highest scores (40) on the Wonderlic Test prior to the NFL Draft.
- In early 2007, Alex committed \$500,000 to the University of Utah's athletic department. The generous donation was the lead gift for the Alex Smith Strength and Conditioning Facility—a \$1.5 million expansion of Utah's varsity athletics weight room. The money kicked off a campaign to raise the remaining funds for the project. Plans called for the expansion of the Dee Glen Smith Center, which houses the strength and conditioning room, as well as the football coaching offices, meeting, training and equipment rooms. The facility covers 11,000 square feet—a 3,500 square foot improvement from its current size, and features new lifting stations and cardiovascular conditioning space.

- One of the main reasons Alex chose to attend Utah was his love for winter sports. "I've skied since I was one-and-a-half. My dad was a ski instructor at one time and my parents have a condo in Montana. When I was 12 I took up snowboarding and that's why I loved Utah."
- Alex has always played with the idea of going to law school at some point in life. With that in mind, he chose to pursue a degree in economics. When he arrived at the University of Utah, his high school workload made him eligible to start his studies as a junior and start his major studies. "I am not going to be able to help you plan for your retirement, but I enjoyed the part of my classes that allowed me to better understand the philosophy of economics and how different economies worked."
- In 2006, Alex established the Alex Smith Foundation (www.alex-smithfoundation.org), which provides foster teens with the tools and resources needed to transition to successful adulthood.

SMITH'S GAME-BY-GAME

| 2011 | | | | | | | | | | | | | Total | | | Pct. | |
|---------------|--------|-----|--------------|------------|------------|-------------|--------------|-----------|----------|------------|---------------|-------------|-----------|------------|----------|--------------|-------------|
| Date | Opp | W/L | P/S | Att | Cmp | Pct | Yds | TD | Int | Lg | Sk/Yds | Rtg | Rsh | Yds | TD | Net Yds. | Offense |
| Sep 11 | Sea | W | 1/1 | 20 | 15 | 75.0 | 124 | 0 | 0 | 27 | 0/0 | 90.4 | 7 | 22 | 1 | 146 | 69.8 |
| Sep 18 | Dal | L | 1/1 | 24 | 16 | 66.7 | 179 | 2 | 1 | 29t | 6/47 | 99.1 | 3 | 21 | 0 | 153 | 74.2 |
| Sep 25 | at Cin | W | 1/1 | 30 | 20 | 66.7 | 201 | 0 | 0 | 39 | 5/25 | 85.6 | 0 | 0 | 0 | 176 | 77.8 |
| Oct 2 | at Phi | W | 1/1 | 33 | 21 | 63.6 | 291 | 2 | 0 | 44 | 3/13 | 112.1 | 1 | -1 | 0 | 277 | 62.6 |
| Oct 9 | TB | W | 1/1 | 19 | 11 | 57.9 | 170 | 3 | 0 | 26t | 0/0 | 127.2 | 0 | 0 | 0 | 170 | 40.6 |
| Oct 16 | at Det | W | 1/1 | 32 | 17 | 53.1 | 125 | 1 | 1 | 27 | 2/14 | 60.0 | 2 | 5 | 0 | 116 | 36.9 |
| Oct 30 | Cle | W | 1/1 | 24 | 15 | 62.5 | 177 | 1 | 0 | 41 | 1/3 | 98.8 | 4 | 22 | 0 | 196 | 56.3 |
| Nov 6 | at Was | W | 1/1 | 24 | 17 | 70.8 | 200 | 1 | 0 | 30t | 2/12 | 109.7 | 4 | 9 | 0 | 197 | 49.5 |
| Nov 13 | NYG | W | 1/1 | 30 | 19 | 63.3 | 242 | 1 | 1 | 31t | 2/14 | 85.7 | 6 | 27 | 0 | 255 | 83.6 |
| Nov 20 | Arz | W | 1/1 | 38 | 20 | 52.6 | 267 | 2 | 1 | 38 | 0/0 | 81.8 | 7 | 17 | 0 | 284 | 65.9 |
| Nov 24 | at Bal | L | 1/1 | 24 | 15 | 62.5 | 140 | 0 | 1 | 20 | 9/44 | 61.1 | 2 | 12 | 0 | 108 | 63.5 |
| Dec 4 | StL | W | 1/1 | 23 | 17 | 73.9 | 274 | 2 | 0 | 56t | 4/29 | 142.3 | 2 | 10 | 0 | 255 | 65.5 |
| Dec 11 | at Arz | L | 1/1 | 37 | 18 | 48.6 | 175 | 0 | 0 | 32 | 5/32 | 62.3 | 1 | -3 | 0 | 143 | 61.3 |
| Dec 19 | Pit | W | 1/1 | 31 | 18 | 58.1 | 187 | 1 | 0 | 31 | 0/0 | 86.4 | 3 | 12 | 0 | 199 | 69.3 |
| Dec 24 | at Sea | W | 1/1 | 26 | 14 | 53.8 | 179 | 0 | 0 | 41 | 2/8 | 75.6 | 5 | 22 | 0 | 193 | 55.3 |
| Jan 1 | at StL | W | 1/1 | 30 | 20 | 67.7 | 213 | 1 | 0 | 44 | 3/22 | 98.7 | 5 | 4 | 1 | 201 | 62.6 |
| TOTALS | | | 16/16 | 445 | 273 | 61.4 | 3,144 | 17 | 5 | 56t | 44/263 | 90.7 | 47 | 175 | 1 | 3,069 | 61.7 |

| 2011 Postseason | | | | | | | | | | | | | Total | | | Pct. | |
|-----------------|-----|-----|------------|-----------|-----------|-------------|------------|----------|----------|------------|-------------|--------------|----------|-----------|----------|------------|-------------|
| Date | Opp | W/L | P/S | Att | Cmp | Pct | Yds | TD | Int | Lg | Sk/Yds | Rtg | Rsh | Yds | TD | Net Yds. | Offense |
| Jan 14 | NO | W | 1/1 | 42 | 24 | 57.1 | 299 | 3 | 0 | 49t | 4/35 | 103.2 | 1 | 28 | 1 | 292 | 71.7 |
| Jan 22 | NYG | | | | | | | | | | | | | | | | |
| TOTALS | | | 1/1 | 42 | 24 | 57.1 | 299 | 3 | 0 | 49t | 4/35 | 103.2 | 1 | 28 | 1 | 292 | 71.7 |



SMITH'S CAREER STATISTICS

| YEAR | TEAM | GP | GS | PASSING | | | | | | | | | | RUSHING | | | | |
|---------------|------|-----------|-----------|--------------|--------------|-------------|----------------------------|-----------|-----------|-----------|------------|--------------|-------------|------------|------------|------------|-----------|----------|
| | | | | ATT | CMP | PCT | YDS | TD | INT | LG | SK | LST | RTG | ATT | YDS | AVG | LG | TD |
| 2005 | SF | 9 | 7 | 165 | 84 | 50.9 | 875 | 1 | 11 | 47 | 29 | 185 | 40.8 | 30 | 103 | 3.4 | 19 | 0 |
| 2006 | SF | 16 | 16 | 442 | 257 | 58.1 | 2,890 | 16 | 16 | 75 | 35 | 202 | 74.8 | 44 | 147 | 3.3 | 22 | 2 |
| 2007 | SF | 7 | 7 | 193 | 94 | 48.7 | 914 | 2 | 4 | 45 | 17 | 121 | 57.2 | 13 | 89 | 6.8 | 25 | 0 |
| 2008 | SF | – | – | – | – | – | INJURED RESERVE (Shoulder) | | | | | – | – | – | – | – | – | – |
| 2009 | SF | 11 | 10 | 372 | 225 | 60.5 | 2,350 | 18 | 12 | 73t | 22 | 134 | 81.5 | 24 | 51 | 2.1 | 11 | 0 |
| 2010 | SF | 11 | 10 | 342 | 204 | 59.6 | 2,370 | 14 | 10 | 62t | 25 | 140 | 82.1 | 18 | 60 | 3.3 | 12 | 0 |
| 2011 | SF | 16 | 16 | 445 | 273 | 61.4 | 3,144 | 17 | 5 | 56t | 44 | 263 | 90.7 | 52 | 179 | 3.4 | 14 | 2 |
| TOTALS | | 70 | 66 | 1,959 | 1,137 | 58.1 | 12,543 | 68 | 58 | 75 | 172 | 1,045 | 76.4 | 181 | 629 | 3.5 | 25 | 4 |

PLAYOFFS

| YEAR | TEAM | GP | GS | PASSING | | | | | | | | | | RUSHING | | | | |
|---------------|------|----------|----------|-----------|-----------|-------------|------------|----------|----------|------------|----------|-----------|--------------|----------|-----------|-------------|------------|----------|
| | | | | ATT | CMP | PCT | YDS | TD | INT | LG | SK | LST | RTG | ATT | YDS | AVG | LG | TD |
| 2005 | SF | 1 | 1 | 42 | 24 | 57.1 | 299 | 3 | 0 | 49t | 4 | 35 | 103.2 | 1 | 28 | 28.0 | 28t | 1 |
| TOTALS | | 1 | 1 | 42 | 24 | 57.1 | 299 | 3 | 0 | 49t | 4 | 35 | 103.2 | 1 | 28 | 28.0 | 28t | 1 |

Additional Statistics:

Fumbles–Lost – 41–18: 11–3 in 2005, 10–5 in 2006, 6–5 in 2007, 3–1 in 2009, 4–2 in 2010, 7–2 in 2011

Milestones:

NFL Debut: at Phi. (9/18/05); **First Career Start:** vs. Ind. (10/9/05); **First Passing TD:** vs. Hou. (1/1/06 – 14–yd. pass to WR Brandon Lloyd); **25th Passing TD:** vs. Ten. (11/8/09 – 3–yd. pass to WR Jason Hill); **300–yd. Passing Games:** 2, Last vs. Phi. (10/10/10 – 309 yds.); **First Rushing TD:** vs. Sea. (11/19/06 – 1–yd. run); **10,000 Career Passing Yards:** at Phi. (10/2/11)

SMITH'S CAREER HIGHS

Passes Attempted: 46 vs. Phi. (9/24/06)
Completions: 29 vs. Ten. (11/8/09)
Passing Yards: 310 at Sea. (12/6/09)
Long Pass: 75 vs. Phi. (9/24/06)
QB Rating: 142.3 vs. StL (12/4/11)

Touchdowns: Regular Season – 3 (6 times) Last vs. TB (10/9/11);
 Postseason: – 3 vs. NO (1/14/12)
Rushes: 8 at Det. (11/12/06)
Rushing Yards: 39 vs. Phi. (9/24/06)
Long Rush: 25 (2 times) Last at Pit. (9/23/07)



// TRANSACTIONS

Originally a 1st-round (1st pick overall) draft choice by SF in 2005... Signed to a one-year contract on 7/29/11.

// 2010

- Registered his 2nd career 300-yd. passing performance, completing 25 of 39 passes for 309 yds., 3 TDs and 2 INTs vs. Phi. (10/10).
- Connected with Davis for a 1-yd. TD pass at Car. (10/24) on the 49ers opening drive. On the previous play, Smith found Davis on a 53-yd. catch and run to set up the TD. Smith left the game at the beginning of the 3rd qtr. after injuring his left shoulder on a sack by Charles Johnson.
- Completed 17 of 27 pass atts. for 255 yds., 3 TDs, 0 INTs and a career-high 130.5 passer rating vs. Sea. (12/12). Spread the ball to a trio of 49ers teammates (RB Brian Westbrook - 87 yds., TE Vernon Davis - 70 yds., and WR Josh Morgan - 82 yds.), marking the first time three 49ers receivers recorded 70 yds. rec. in a game since 9/9/01 vs. Atl. (WR Terrell Owens - 93 yds., WR J.J. Stokes - 93 yds., and WR Tai Streets - 81 yds.).

// 2009

- Set new single-season career highs in TD passes (18), completion percentage (60.5) and QB rating (81.5).
- Moved into 7th place in team history in pas. yds. (7,029 yds.).
- In his first action since 11/12/07, he started the 2nd half at Hou. (10/25) and completed 15 of 22 pass atts. for 206 yds., 3 TDs, 1 INT and a QB rating of 118.6. Became the first 49ers QB to throw 3 TD passes in a half since QB Jeff Garcia at Arz. (12/7/03), who had 4 TD passes in the 1st half. His 3 TD passes tied a career-high (vs. Oak. - 10/8/06). His QB rating (118.6) marked the 2nd-highest of his career (120.5 vs. Oak. - 10/8/06).
- Connected with TE Vernon Davis on a 40-yd. recept. to set up the team's first TD of the day vs. Ten. (11/8). Set a career high with 29 comps.
- Tied a career high with 3 TD passes at GB (11/22).
- Set 1st-half career highs in atts. (29), comps. (18), and yds. (169), while throwing 2 TD passes vs. Jax. (11/29).
- Recorded a new career high with 310 yds. at Sea. (12/6), his first career 300-yd. passing game.

// 2008

- Entered season as team's backup QB behind J.T. O'Sullivan, but injured shoulder in practice three days prior to the season opener and was placed on IR (9/10).

// 2007

- In season opener on MNF vs. Arz. (9/10), completed 15 of 31 passes for 126 yds., while rushing for 36 yds. on 3 carries. Led team on game-winning drive, completing 6 of 10 passes for 60 yds. to go along with a 25-yd. rush on 4th down. WR Arnaz Battle scored go ahead TD on 1-yd. rush with :22 remaining in 20-17 win.
- Left game after first series at Sea. (9/30) with a shoulder separation from a sack by DT Rocky Bernard.
- Returned to starting lineup vs. NO (10/28) and completed 22 of 43 passes for 190 yds. with 1 TD.
- Started 2 more games before being placed on IR (12/12) and undergoing shoulder surgery (12/13) to repair ligaments.

// 2006

- Became first QB in 49ers history to take every snap over course of a season. The only other NFL QBs to take every snap in 2006 were Peyton Manning (Indianapolis), Jon Kitna (Detroit), and J.P. Losman (Buffalo).
- Set career-highs in comps. (257), atts. (442) and yds. (2,890).
- Completed 23 of 40 atts. for 288 yds., including a 31-yd. TD pass to Davis at Arz. (9/10).
- In home opener vs. StL (9/17), threw a 72-yd. TD pass to WR Antonio Bryant in 3rd qtr.
- Threw for a then-career-high 293 yds. on 27 of 46 passing with 1 TD vs. Phi. (9/24). Completed a career-long 75-yd. pass to WR Bryan Gilmore in 3rd qtr., marking second straight week he bested the mark.
- Recorded first career rus. TD vs. Sea. (11/19).
- Completed 14 of 25 passes for 162 yds. with 2 TDs at Sea. (12/14) to go along with 6 carries for 33 yds. and 1 rushing TD in 49ers 24-14 win. Engineered 4th-qtr. comeback with 2 TD passes and an 18-yd. TD run. Only two other players in NFL history threw at least 2 TD passes in 1 qtr. while also running for a TD of at least 15 yds. in that same qtr. - Phil Simms as a rookie for the 1979 Giants (against the 49ers) and Kordell Stewart for the Steelers in 1997 (against the Ravens).
- Finished season by completing 17 of 32 passes for 194 yds. with 1 TD and 1 INT in OT victory at Den. (12/31).

// 2005

- Played first career game at Phi. (9/18).
- Recorded first career completion for 15 yds. to WR Brandon Lloyd at Arz. in Mexico City (10/2).
- Inactive 4 games after suffering knee injury from a LB LaVar Arrington hit vs. Was. (10/23).
- Returned to starting lineup vs. Arz. (12/4) and completed 16 of 24 passes for 185 yds. with 3 INTs. Completed first 8 passes and was 11 of 12 for 138 yds. in 1st half.
- Started at StL (12/24) and recorded first career win as a starter, finishing 12 of 16 for 131 yds. and a 98.7 QB rating.
- Threw first career TD vs. Hou. (1/1/06) on a 14-yd. pass to Lloyd in a 20-17 OT victory.

// COLLEGE

Boasted a 21-1 record as a starter at Utah and became first player in school history to be named a finalist for the Heisman Trophy. Named *The Sporting News* and *Sports Illustrated* 2004 National Offensive POY after recording a career TD-to-INT ratio of 6.1:1, best among all passers that played college football in 2004. Earned Mountain West POW honors 6 times while guiding Utes to 12-0 record during final campaign with Utah. Named a finalist for the Davey O'Brien Award, given to the nation's top passer. Added second-team Walter Camp All-American, Mountain West Offensive POY and unanimous first-team All-Mountain West accolades. Sophomore All-America honorable mention by *College Sports Report*. second-team All-Mountain West pick. Took over starting QB role in season's third game vs. California. Appeared briefly in 2 games as a freshman.



// PERSONAL

- Attended Helix (La Mesa, CA) HS, with 2006 No. 2 overall NFL draft selection Reggie Bush, guiding team to a 25-1 record during last two seasons, earning team MVP, National Football Foundation and Hall of Fame Scholar-Athlete honors twice. Also voted two-time conference Offensive POY and team captain in both his junior and senior years.
- Served as class president and graduated 13th in a class of 430.
- Alex's wife, Elizabeth, is a Morgan Hill, CA, native and is currently attending culinary school. The couple has a son, Hudson.
- Alex is one of four children to Pam and Doug Smith. Doug is retired after serving as the principal at Alex's alma mater Helix HS in San Diego. He also served as the school's football coach after having played center at Weber State in Utah. Pam is currently a deputy director in the county of San Diego working in the areas of aging and individual services as well as protective services overseeing one-fourth of the county.
- Credits his father for instilling a tremendous work ethic in him. "He made me mentally tough and taught me to be an even-keeled logical thinker. I am a very rational person because of how he raised me."
- After being coached by his father in high school, he credits his college coaches Urban Meyer and Dan Mullen for shaping him into the player he is today. Meyer was the head coach at Utah and Florida. He currently is a college football analyst for ESPN. Mullen was the QBs coach at Utah and is now the head coach at Mississippi State.

- His older brother, Josh, holds a PhD in epidemiology, the study of factors affecting health and illness of populations. His sister, Abbey, is a 5th grade teacher while his other sister, Mackenzie, works for a congressman currently pursuing a senate seat.
- Enjoys traveling any chance he gets. He and his wife enjoyed a European vacation in 2010, including a stint in London during the Super Bowl when he promoted the 49ers game in London versus the Broncos in October 2010.
- His favorite hobby is reading. He owns a Kindle wireless reading device which he has loaded up with fiction novels. "I love to read when I'm traveling, but not on game trips. I don't do anything but relax and look at my playbook when we go on the road."
- Born Alexander D. Smith (5/7/84) in Seattle, WA.
- Earned degree in economics.

// INJURY REPORT

- 2005:** Inactive for 4 games [vs. TB (10/30), vs. NYG (11/6), at Chi. (11/13) and vs. Sea. (11/20)] with a knee injury suffered vs. Was. (10/23).
- 2007:** Suffered a seperated shoulder vs. Sea. (9/30) and missed the following 2 games [vs. Bal. (10/7) and at NYG (10/21)]; Placed on injured reserve on 12/12 as a result of the shoulder injury suffered earlier in the season.
- 2008:** Spent the entire season on injured reserve with a shoulder injury.
- 2010:** Missed 2 games [vs. Den. (10/31) and vs. StL (11/14)] with a shoulder injury suffered at Car. (10/24).

SMITH'S GAME-BY-GAME

Only games Smith has appeared in on offense are listed

| 2005 | Date | Opp | W/L | P/S | Att | Cmp | Pct | Yds | TD | Int | Lg | Sk/Yds | Rtg | Rsh | Yds | TD | Total Net Yds. | Pct. Offense |
|---------------|--------|--------|-----|------------|------------|-----------|-------------|------------|----------|-----------|-----------|---------------|-------------|-----------|------------|----------|----------------|--------------|
| | Sep 18 | at Phi | L | 1/0 | 1 | 0 | 0.0 | 0 | 0 | 0 | 0 | 0/0 | 39.6 | 1 | 3 | 0 | 3 | 2.1 |
| | Oct 2 | at Arz | L | 1/0 | 10 | 6 | 60.0 | 34 | 0 | 0 | 16 | 2/15 | 66.3 | 0 | 0 | 0 | 19 | 11.3 |
| | Oct 9 | Ind | L | 1/1 | 23 | 9 | 39.1 | 74 | 0 | 4 | 21 | 5/30 | 8.5 | 2 | 3 | 0 | 47 | 26.6 |
| | Oct 23 | at Was | L | 1/1 | 16 | 8 | 50.0 | 92 | 0 | 1 | 43 | 5/38 | 41.7 | 2 | 4 | 0 | 58 | 29.9 |
| | Dec 4 | Arz | L | 1/1 | 24 | 16 | 66.7 | 185 | 0 | 3 | 43 | 3/16 | 50.2 | 4 | 12 | 0 | 181 | 82.3 |
| | Dec 11 | at Sea | L | 1/1 | 22 | 9 | 40.9 | 77 | 0 | 1 | 24 | 4/26 | 31.8 | 6 | 20 | 0 | 71 | 62.8 |
| | Dec 18 | at Jac | L | 1/1 | 24 | 8 | 33.3 | 123 | 0 | 1 | 47 | 2/16 | 33.9 | 4 | 30 | 0 | 137 | 63.1 |
| | Dec 24 | at StL | W | 1/1 | 16 | 12 | 75.0 | 131 | 0 | 0 | 22 | 5/27 | 98.7 | 7 | 21 | 0 | 125 | 38.9 |
| | Jan 1 | Hou | W | 1/1 | 29 | 16 | 55.2 | 159 | 1 | 1 | 39 | 3/17 | 68 | 4 | 10 | 0 | 152 | 46.9 |
| TOTALS | | | | 9/7 | 165 | 84 | 50.9 | 875 | 1 | 11 | 47 | 29/185 | 40.8 | 30 | 103 | 0 | 793 | 22.1 |

| 2006 | Date | Opp | W/L | P/S | Att | Cmp | Pct | Yds | TD | Int | Lg | Sk/Yds | Rtg | Rsh | Yds | TD | Total Net Yds. | Pct. Offense |
|---------------|--------|--------|-----|--------------|------------|------------|-------------|--------------|-----------|-----------|-----------|---------------|-------------|-----------|------------|----------|----------------|--------------|
| | Sep 10 | at Arz | L | 1/1 | 40 | 23 | 57.5 | 288 | 1 | 0 | 46 | 1/2 | 88.3 | 0 | 0 | 0 | 286 | 72.8 |
| | Sep 17 | StL | W | 1/1 | 22 | 11 | 50.0 | 233 | 1 | 0 | 72t | 0/0 | 103 | 3 | -1 | 0 | 232 | 64.4 |
| | Sep 24 | Phi | L | 1/1 | 46 | 27 | 58.7 | 293 | 1 | 0 | 75 | 3/24 | 84.8 | 6 | 39 | 0 | 308 | 78.6 |
| | Oct 1 | at KC | L | 1/1 | 25 | 13 | 52.0 | 92 | 0 | 2 | 22 | 4/16 | 27.4 | 4 | 11 | 0 | 87 | 52.7 |
| | Oct 8 | Oak | W | 1/1 | 19 | 15 | 78.9 | 165 | 3 | 1 | 33t | 0/0 | 120.5 | 2 | 10 | 0 | 175 | 53.0 |
| | Oct 15 | SD | L | 1/1 | 31 | 20 | 64.5 | 214 | 2 | 1 | 25 | 5/32 | 92.7 | 0 | 0 | 0 | 182 | 66.4 |
| | Oct 29 | at Chi | L | 1/1 | 25 | 14 | 56.0 | 135 | 1 | 2 | 25 | 2/14 | 51.3 | 5 | 23 | 0 | 144 | 58.1 |
| | Nov 5 | Min | W | 1/1 | 21 | 13 | 61.9 | 105 | 0 | 1 | 22 | 3/14 | 54.7 | 3 | 4 | 0 | 95 | 71.4 |
| | Nov 12 | at Det | W | 1/1 | 20 | 14 | 70.0 | 136 | 0 | 0 | 23 | 3/19 | 88.8 | 8 | 15 | 0 | 132 | 42.0 |
| | Nov 19 | Sea | W | 1/1 | 25 | 19 | 76.0 | 163 | 1 | 0 | 23 | 1/9 | 105.9 | 1 | 1 | 1 | 155 | 37.3 |
| | Nov 26 | at StL | L | 1/1 | 25 | 13 | 52.0 | 148 | 1 | 2 | 28 | 0/0 | 50.1 | 0 | 0 | 0 | 148 | 46.4 |
| | Dec 3 | at NO | L | 1/1 | 28 | 14 | 50.0 | 171 | 1 | 3 | 48t | 4/26 | 41.5 | 0 | 0 | 0 | 145 | 71.8 |
| | Dec 10 | GB | L | 1/1 | 29 | 12 | 41.4 | 201 | 1 | 2 | 52t | 1/7 | 48.2 | 3 | 4 | 0 | 198 | 58.2 |
| | Dec 14 | at Sea | W | 1/1 | 25 | 14 | 56.0 | 162 | 2 | 0 | 54 | 0/0 | 102.4 | 6 | 33 | 1 | 195 | 50.0 |
| | Dec 24 | Arz | L | 1/1 | 29 | 18 | 62.1 | 190 | 0 | 1 | 44 | 4/16 | 66.7 | 0 | 0 | 0 | 174 | 78.0 |
| | Dec 31 | at Den | W | 1/1 | 32 | 17 | 53.1 | 194 | 1 | 1 | 35 | 4/23 | 69 | 3 | 8 | 0 | 179 | 49.7 |
| TOTALS | | | | 16/16 | 442 | 257 | 58.1 | 2,890 | 16 | 16 | 75 | 35/202 | 74.8 | 44 | 147 | 2 | 2,835 | 58.3 |



SMITH'S GAME-BY-GAME

Only games Smith has appeared in on offense are listed

| 2007 | | | | | | | | | | | | | | | | | |
|---------------|--------|-----|------------|------------|-----------|-------------|------------|----------|----------|-----------|---------------|-------------|-----------|-----------|----------|----------------|--------------|
| Date | Opp | W/L | P/S | Att | Cmp | Pct | Yds | TD | Int | Lg | Sk/Yds | Rtg | Rsh | Yds | TD | Total Net Yds. | Pct. Offense |
| Sep 10 | Arz | W | 1/1 | 31 | 15 | 48.4 | 126 | 0 | 0 | 22 | 3/24 | 59.3 | 3 | 36 | 0 | 138 | 73.2 |
| Sep 16 | at StL | W | 1/1 | 17 | 11 | 64.7 | 126 | 0 | 0 | 34 | 4/29 | 86.9 | 2 | -1 | 0 | 96 | 51.6 |
| Sep 23 | at Pit | L | 1/1 | 35 | 17 | 48.6 | 209 | 1 | 1 | 31 | 2/11 | 65.1 | 3 | 32 | 0 | 230 | 79.6 |
| Sep 30 | Sea | L | 1/1 | 1 | 0 | 0.0 | 0 | 0 | 0 | 0 | 1/10 | 39.6 | 0 | 0 | 0 | -10 | 0.0 |
| Oct 28 | NO | L | 1/1 | 43 | 22 | 51.2 | 190 | 1 | 0 | 20 | 2/13 | 70.9 | 4 | 16 | 0 | 193 | 74.2 |
| Nov 4 | at Atl | L | 1/1 | 38 | 17 | 48.6 | 149 | 0 | 3 | 21 | 2/14 | 22.8 | 0 | 0 | 0 | 135 | 53.8 |
| Nov 12 | at Sea | L | 1/1 | 28 | 12 | 42.9 | 114 | 0 | 0 | 45 | 3/20 | 54.8 | 1 | 6 | 0 | 100 | 57.8 |
| TOTALS | | | 7/7 | 193 | 94 | 48.7 | 914 | 2 | 4 | 45 | 17/121 | 57.2 | 13 | 89 | 0 | 882 | 23.3 |

| 2009 | | | | | | | | | | | | | | | | | |
|---------------|--------|-----|--------------|------------|------------|-------------|--------------|-----------|-----------|------------|---------------|-------------|-----------|-----------|----------|----------------|--------------|
| Date | Opp | W/L | P/S | Att | Cmp | Pct | Yds | TD | Int | Lg | Sk/Yds | Rtg | Rsh | Yds | TD | Total Net Yds. | Pct. Offense |
| Oct 25 | at Hou | L | 1/0 | 22 | 15 | 68.2 | 206 | 3 | 1 | 29t | 0/0 | 118.6 | 2 | 16 | 0 | 222 | 74.7 |
| Nov 1 | at Ind | L | 1/1 | 32 | 19 | 59.4 | 198 | 1 | 1 | 27 | 4/16 | 74.7 | 1 | 10 | 0 | 192 | 65.1 |
| Nov 8 | Ten | L | 1/1 | 45 | 29 | 64.4 | 286 | 2 | 3 | 40 | 4/36 | 69.3 | 2 | 11 | 0 | 261 | 72.9 |
| Nov 12 | Chi | W | 1/1 | 23 | 16 | 69.6 | 118 | 0 | 1 | 20 | 2/12 | 63.3 | 2 | 2 | 0 | 108 | 50.0 |
| Nov 22 | at GB | L | 1/1 | 33 | 16 | 48.5 | 227 | 3 | 1 | 38t | 3/12 | 88.8 | 1 | 2 | 0 | 217 | 76.4 |
| Nov 29 | Jax | W | 1/1 | 41 | 27 | 65.9 | 232 | 2 | 0 | 30 | 0/0 | 96.8 | 3 | 8 | 0 | 240 | 84.5 |
| Dec 6 | at Sea | L | 1/1 | 45 | 27 | 60.0 | 310 | 2 | 0 | 42 | 1/7 | 95.6 | 1 | 1 | 0 | 304 | 85.4 |
| Dec 14 | Arz | W | 1/1 | 35 | 19 | 54.3 | 144 | 2 | 2 | 35t | 1/6 | 59.7 | 4 | 2 | 0 | 140 | 42.8 |
| Dec 20 | at Phi | L | 1/1 | 37 | 20 | 54.1 | 177 | 1 | 3 | 22 | 3/23 | 42.3 | 1 | 1 | 0 | 155 | 59.4 |
| Dec 27 | Det | W | 1/1 | 31 | 20 | 64.5 | 230 | 1 | 0 | 50 | 1/4 | 97.5 | 3 | -3 | 0 | 223 | 71.9 |
| Jan 3 | at StL | W | 1/1 | 28 | 17 | 60.7 | 222 | 1 | 0 | 73t | 3/18 | 97.6 | 4 | 1 | 0 | 205 | 62.3 |
| TOTALS | | | 11/10 | 372 | 225 | 60.5 | 2,350 | 18 | 12 | 73t | 22/134 | 81.5 | 24 | 51 | 0 | 2,062 | 44.3 |

| 2010 | | | | | | | | | | | | | | | | | |
|---------------|--------|-----|--------------|------------|------------|-------------|--------------|-----------|-----------|------------|---------------|-------------|-----------|-----------|----------|----------------|--------------|
| Date | Opp | W/L | P/S | Att | Cmp | Pct | Yds | TD | Int | Lg | Sk/Yds | Rtg | Rsh | Yds | TD | Total Net Yds. | Pct. Offense |
| Sep 12 | at Sea | L | 1/1 | 45 | 26 | 57.8 | 225 | 0 | 2 | 23 | 2/11 | 52.5 | 0 | 0 | 0 | 214 | 81.4 |
| Sep 20 | NO | L | 1/1 | 32 | 23 | 71.9 | 275 | 1 | 2 | 41 | 0/0 | 82.2 | 4 | 28 | 0 | 303 | 72.6 |
| Sep 26 | at KC | L | 1/1 | 42 | 23 | 54.8 | 232 | 1 | 1 | 41 | 5/24 | 68.8 | 0 | 0 | 0 | 208 | 82.9 |
| Oct 3 | at Atl | L | 1/1 | 32 | 21 | 65.6 | 188 | 1 | 2 | 19 | 1/7 | 65.6 | 1 | 1 | 0 | 182 | 69.5 |
| Oct 10 | Phi | L | 1/1 | 39 | 25 | 64.1 | 309 | 3 | 2 | 36 | 2/19 | 92.8 | 3 | 16 | 0 | 306 | 84.1 |
| Oct 17 | Oak | W | 1/1 | 33 | 16 | 48.5 | 196 | 2 | 0 | 35 | 2/5 | 87.4 | 4 | -2 | 0 | 194 | 55.6 |
| Oct 24 | at Car | L | 1/1 | 19 | 9 | 47.4 | 129 | 1 | 0 | 53 | 1/8 | 87.4 | 0 | 0 | 0 | 121 | 42.9 |
| Dec 12 | Sea | W | 1/1 | 27 | 17 | 63.0 | 255 | 3 | 0 | 62t | 2/14 | 130.9 | 4 | 12 | 0 | 253 | 75.3 |
| Dec 16 | at SD | L | 1/1 | 29 | 19 | 65.5 | 165 | 0 | 1 | 36 | 6/34 | 66.0 | 1 | 6 | 0 | 137 | 71.4 |
| Dec 26 | at StL | L | 1/0 | 15 | 10 | 66.7 | 120 | 0 | 0 | 33 | 2/4 | 91.0 | 0 | 0 | 0 | 116 | 35.0 |
| Jan 2 | Arz | W | 1/1 | 29 | 15 | 51.7 | 276 | 2 | 0 | 59 | 2/14 | 107.8 | 1 | -1 | 0 | 261 | 72.1 |
| TOTALS | | | 11/10 | 342 | 204 | 59.6 | 2,370 | 14 | 10 | 62t | 25/140 | 82.1 | 18 | 60 | 0 | 2,295 | 67.3 |



94

JUSTIN SMITH

| DEFENSIVE TACKLE



6-4 | 285 | MISSOURI | 11TH YEAR | BORN 9.30.79 | HOLTS SUMMIT, MO
ACQUIRED FA IN '08 | JEFFERSON CITY HS, JEFFERSON CITY, MO

A relentless and explosive defender who has never missed a game to injury, Justin Smith anchors the 49ers defensive front. Nicknamed "Cowboy" for his blue-collar, Midwestern approach to his job and life in general, Smith was a key leader in the 49ers player-organized 2011 offseason workouts. A three time Pro Bowl selection, enters the 2011 postseason with an active streak of 171 consecutive starts. In 2011, Smith registered 105 tackles, 11 TFLs, 3 FFs and 1 FR. Smith posted 7.5 sacks and became just the 3rd player in franchise history to register at least 6 sacks in four consecutive seasons. Since joining the 49ers in 2008, Smith leads the team with 29.0 sacks and ranks 1st in the NFL among defensive tackles over that span. His 29.0 sacks rank 2nd in franchise history to DT Dana Stubblefield (46.5) for most sacks by a defensive tackle. In 2010, Smith tied his career high with 8.5 sacks, matching the total from his rookie year in 2001 with the Cincinnati Bengals.



// 2011 HIGHLIGHTS

- With 7.5 sacks on the season, Smith became just the 3rd player in franchise history to register at least 6 sacks in four consecutive seasons.
- Posted his 11th career multi-sack game with 2 sacks vs. Sea (9/11 - QB Tarvaris Jackson), notching a sack in three of the past four years on opening day.
- Recorded a game-changing FF on the 49ers 31-yd. line (WR Jeremy Maclin) at Phi. (10/2) that S Dashon Goldson recovered, stopping a potential Phi. come-from-behind score with 2:15 remaining.
- Registered his third sack of the season vs. TB (10/9 - QB Josh Freeman) and 68th of his career.
- Delivered 1.5 sacks and a season-high 9 tackles (8 solo) at Det. (10/16) in come-from-behind 49ers 25-19 victory.
- Smith batted down Giants QB Eli Manning's 4th-down pass from the 10-yd. line deep in 49ers territory with 34 seconds remaining to preserve a 27-20 victory vs. NYG (11/13).
- Helped limit the Rams to just 31 yds. rushing without allowing a rushing first down vs. StL (12/4). This marked the first time the 49ers defense did not allow a rushing first down since 11/29/10 at Arz.
- Recorded his third FF of the year at Arz. (12/11) after taking down QB Kevin Kolb for his 5.5 sack on the season. Tied the team high in tackles with a season-high 10 stops.
- Picked up his first FR of the season and 8th of his career after DT Ray McDonald and LB Aldon Smith sacked QB Ben Roethlisberger vs. Pit. (12/19). The takeaway led to a 5-yd. TD run by RB Frank Gore to give the 49ers a 20-3 lead.
- Brought down QB Kellen Clemens in the 1st qtr. at StL (1/1/12) for his 7.5 sack of the season and 72.5 of his career.

// CAREER HIGHLIGHTS

- Selected to three consecutive Pro Bowls (2009-11).
- Owns a current streak of 171 consecutive starts, ranking 5th among all active NFL players, 3rd among all defensive players and 1st among defensive linemen.
- Set a career high with 3.5 sacks at StL (1/3/10).
- Played the most snaps of any NFL defensive lineman in 2007, lining up for 97.9 percent of plays on defense as the Bengals franchise player.
- Has posted at least 5 sacks in 10 of his 11 seasons played and has only missed 1 game in his career due to contract negotiations as a rookie.

// 2011 AWARDS & HONORS

- AP First-Team & Second-Team All-Pro
-
- NFC 2012 Pro Bowl
- All-Pro Team by *Dallas Morning News*' Rick Gosselin
- Defensive Player of the Year by *Sports Illustrated*'s Peter King
- Mid-Season All-Pro by *Sports Illustrated*'s Peter King
- Mid-Season All-Pro by *USA Today*'s Jarrett Bell
- Mid-Season All-Pro by ESPN's John Clayton
- USA Football All-Fundamentals Team

// 2011 POSTSEASON HIGHLIGHTS

- Brought down Saints QB Drew Brees for a 9-yd. loss in the 3rd qtr. vs. NO (1/14).



// GOLDMINE

- In 2008, Justin was named the recipient of the 49ers Bill Walsh Award. The Bill Walsh Award is voted on by the coaches and awarded to the 49ers team MVP.
- Justin was one of the most sought after free agents in the NFL in the 2008 offseason. When the 49ers brought him in for a visit, they knew they had to sell the Midwesterner on the California lifestyle. Justin, who often wears cowboy boots and grew up on his father's cattle ranch in Missouri, discussed the 49ers defensive philosophy in depth with the team's coaches and was also taken on a helicopter tour of the city. It didn't take long for him to make his decision as he cancelled his future visits with prospective teams and signed with San Francisco. Although Justin wants to play in San Francisco for several years to come, he looks to eventually return to his roots. "When I'm done playing ball, I'll probably move to Missouri or Texas and get a ranch. That's how I grew up. I think it teaches you survival."

SMITH'S GAME-BY-GAME

2011

| Date | Opp | W/L | P/S | Tot | Sol | Ast | Sk | Yds | Int | Yds | PD | FF | FR | Yds | |
|---------------|--------|-----|-----|--------------|------------|-----------|-----------|------------|-------------|----------|----------|----------|----------|----------|----------|
| Sep 11 | Sea | W | 1/1 | 8 | 5 | 3 | 2.0 | 16.0 | 0 | 0 | 0 | 0 | 0 | 0 | |
| Sep 18 | Dal | L | 1/1 | 7 | 6 | 1 | 0.0 | 0.0 | 0 | 0 | 0 | 1 | 0 | 0 | |
| Sep 25 | at Cin | W | 1/1 | 4 | 2 | 2 | 0.0 | 0.0 | 0 | 0 | 0 | 0 | 0 | 0 | |
| Oct 2 | at Phi | W | 1/1 | 6 | 3 | 3 | 0.0 | 0.0 | 0 | 0 | 0 | 1 | 0 | 0 | |
| Oct 9 | TB | W | 1/1 | 6 | 4 | 2 | 1.0 | 2.0 | 0 | 0 | 0 | 0 | 0 | 0 | |
| Oct 16 | at Det | W | 1/1 | 9 | 8 | 1 | 1.5 | 9.0 | 0 | 0 | 0 | 0 | 0 | 0 | |
| Oct 30 | Cle | W | 1/1 | 8 | 6 | 2 | 0.0 | 0.0 | 0 | 0 | 0 | 0 | 0 | 0 | |
| Nov 6 | at Was | W | 1/1 | 7 | 4 | 3 | 1.0 | 0.0 | 0 | 0 | 1 | 0 | 0 | 0 | |
| Nov 13 | NYG | W | 1/1 | 7 | 6 | 1 | 0.0 | 0.0 | 0 | 0 | 1 | 0 | 0 | 0 | |
| Nov 20 | Arz | W | 1/1 | 2 | 1 | 1 | 0.0 | 0.0 | 0 | 0 | 0 | 0 | 0 | 0 | |
| Nov 24 | at Bal | L | 1/1 | 7 | 4 | 3 | 0.0 | 0.0 | 0 | 0 | 0 | 0 | 0 | 0 | |
| Dec 4 | StL | W | 1/1 | 6 | 3 | 3 | 0.0 | 0.0 | 0 | 0 | 0 | 0 | 0 | 0 | |
| Dec 11 | at Arz | L | 1/1 | 10 | 5 | 5 | 1.0 | 9.0 | 0 | 0 | 0 | 1 | 0 | 0 | |
| Dec 19 | Pit | W | 1/1 | 7 | 4 | 3 | 0.0 | 0.0 | 0 | 0 | 0 | 0 | 1 | 0 | |
| Dec 24 | at Sea | W | 1/1 | 7 | 5 | 2 | 0.0 | 0.0 | 0 | 0 | 0 | 0 | 0 | 0 | |
| Jan 1 | at StL | W | 1/1 | 4 | 2 | 2 | 1.0 | 8.0 | 0 | 0 | 0 | 0 | 0 | 0 | |
| TOTALS | | | | 16/16 | 105 | 68 | 37 | 7.5 | 44.0 | 0 | 0 | 2 | 3 | 1 | 0 |

2011 Postseason

| Date | Opp | W/L | P/S | Tot | Sol | Ast | Sk | Yds | Int | Yds | PD | FF | FR | Yds | |
|---------------|-----|-----|-----|------------|----------|----------|----------|------------|------------|----------|----------|----------|----------|----------|----------|
| Jan 14 | NO | W | 1/1 | 4 | 2 | 2 | 1.0 | 9.0 | 0 | 0 | 0 | 0 | 0 | 0 | |
| Jan 22 | NYG | | | | | | | | | | | | | | |
| TOTALS | | | | 1/1 | 4 | 2 | 2 | 1.0 | 9.0 | 0 | 0 | 0 | 0 | 0 | 0 |

QB Hits: Regular Season – 59;
Postseason – 5

QB Pressures: Regular Season – 72;
Postseason – 7

TFL: 11

SMITH'S GAME-BY-GAME

| YEAR | TEAM | GP | GS | TACKLES | | | | | INTERCEPTIONS | | | | | FUMBLES | | |
|---------------|------|------------|------------|--------------|------------|------------|-------------|--------------|---------------|-----------|-----------|----------|-----------|-----------|----------|----------|
| | | | | TOT | SOL | AST | SACKS | YDS | INT | YDS | LG | TD | PD | FF | FR | YDS |
| 2001 | CIN | 15 | 11 | 67 | 60 | 7 | 8.5 | 76.0 | 2 | 28 | 21 | 0 | 5 | 0 | 0 | 0 |
| 2002 | CIN | 16 | 16 | 67 | 53 | 14 | 6.5 | 56.0 | 0 | 0 | 0 | 0 | 3 | 2 | 0 | 0 |
| 2003 | CIN | 16 | 16 | 91 | 55 | 36 | 5.0 | 16.5 | 0 | 0 | 0 | 0 | 3 | 0 | 0 | 0 |
| 2004 | CIN | 16 | 16 | 97 | 57 | 40 | 8.0 | 70.5 | 0 | 0 | 0 | 0 | 2 | 2 | 2 | 0 |
| 2005 | CIN | 16 | 16 | 92 | 59 | 33 | 6.0 | 24.0 | 0 | 0 | 0 | 0 | 2 | 1 | 1 | 0 |
| 2006 | CIN | 16 | 16 | 110 | 59 | 51 | 7.5 | 50.5 | 0 | 0 | 0 | 0 | 3 | 1 | 2 | 0 |
| 2007 | CIN | 16 | 16 | 103 | 61 | 42 | 2.0 | 6.0 | 0 | 0 | 0 | 0 | 3 | 0 | 0 | 0 |
| 2008 | SF | 16 | 16 | 104 | 62 | 42 | 7.0 | 51.0 | 1 | 0 | 0 | 0 | 3 | 1 | 0 | 0 |
| 2009 | SF | 16 | 16 | 90 | 48 | 42 | 6.0 | 65.0 | 0 | 0 | 0 | 0 | 1 | 2 | 2 | 0 |
| 2010 | SF | 16 | 16 | 107 | 76 | 31 | 8.5 | 51.5 | 0 | 0 | 0 | 0 | 1 | 1 | 0 | 0 |
| 2011 | SF | 16 | 16 | 105 | 68 | 37 | 7.5 | 44.0 | 0 | 0 | 0 | 0 | 2 | 3 | 1 | 0 |
| TOTALS | | 175 | 171 | 1,033 | 658 | 375 | 72.5 | 511.0 | 3 | 28 | 21 | 0 | 28 | 13 | 8 | 0 |

PLAYOFFS

| YEAR | TEAM | GP | GS | TACKLES | | | | | INTERCEPTIONS | | | | | FUMBLES | | |
|---------------|------|----------|----------|----------|----------|----------|------------|------------|---------------|----------|----------|----------|----------|----------|----------|----------|
| | | | | TOT | SOL | AST | SACKS | YDS | INT | YDS | LG | TD | PD | FF | FR | YDS |
| 2005 | CIN | 1 | 1 | 3 | 2 | 1 | 0.0 | 0.0 | 0 | 0 | 0 | 0 | 0 | 0 | 0 | 0 |
| 2011 | SF | 1 | 1 | 4 | 2 | 2 | 1.0 | 9.0 | 0 | 0 | 0 | 0 | 0 | 0 | 0 | 0 |
| TOTALS | | 2 | 2 | 7 | 4 | 3 | 1.0 | 9.0 | 0 | 0 | 0 | 0 | 0 | 0 | 0 | 0 |

SMITH'S ADDITIONAL STATISTICS

Other Statistics:

QB Hits: Regular Season – 59; Postseason – 5; QB Pressures: Regular Season – 72; Postseason – 7; TFL: 11

Milestones:

NFL Debut: vs. Bal. (9/23/01); First Start: vs. Chi. (10/21/01); First Sack: at SD (9/30/01 – QB Doug Flutie); 50th Sack: vs. Was. (12/28/08 – QB Jason Campbell); First INT: at Det. (10/28/01 – QB Charlie Batch); First FF: vs. NO (12/22/02 – QB Aaron Brooks); First FR: vs. Pit. (11/21/04 – QB Ben Roethlisberger); 1,000th Tackle: vs. StL (12/4/11)

SMITH'S CAREER HIGHS

Total Tackles: 13 (2 times) Last vs. Atl. (10/29/06)
Sacks: 3.5 at StL (1/3/10)
INTs: 1 (3 times) Last vs. Det. (9/21/08)

Forced Fumbles: 1 (13 times) Last at Arz. (12/11/11)
Fumble Recoveries: 1 (8 times) Last vs. Pit. (12/19/11)



// TRANSACTIONS

Originally a 1st-round (4th pick overall) draft choice by Cin. in 2001... Signed by SF as an unrestricted free agent from Cin. on 3/1/08.

// AWARDS & HONORS

2008: Bill Walsh Award

2009: NFC Pro Bowl

2010: NFC Pro Bowl - 2nd Selection, PERRY/YONAMINE Unity Award, Ed Block Courage Award, Hazeltine Ironman Award

// 2010 (SAN FRANCISCO)

- Led the team with 8.5 sacks on the season. It marked the most sacks he has had in a single year since he accomplished that feat his rookie season in 2001 as a member of the Cincinnati Bengals.
- Brought down QB Kevin Kolb for 2.0 sacks vs. Phi. (10/10).
- Posted his 2nd multi-sack game of the season as he dropped QB Kyle Orton two times vs. Den. (10/31), while adding 5 tackles, 6 QB pressures and 5 QB hits.
- Brought down QB Sam Bradford for 1.0 sack vs. StL (11/14).
- Combined with DT Isaac Sopoaga to bring down QB Aaron Rodgers at GB (12/5) on a third down play in the 4th qtr.
- Registered 3.0 sacks on the day vs. Arz. (1/2/11), giving him a team-high 8.5 sacks to finish the year.

// 2009 (SAN FRANCISCO)

- Ranked t-2nd on the team in sacks (6).
- Led defensive linemen and ranked 4th on the team with 90 tackles. Led team in QB pressures (78) and QB hits (52).
- Tallied 1 sack, 1 FF, 13 QB pressures and 9 hits on QB Kurt Warner at Arz. (9/13). The sack and FF came as time expired to seal the victory.
- Posted a season-high 10 tackles and 1 PD at Hou. (10/25).
- Led team with 6 QB pressures and 5 QB hits vs. Chi. (11/12), while limiting RB Matt Forte to 41 yds. rus. on 20 carries (2.1 avg.).
- Registered 1.5 sacks to go along with 1 FF and 1 FR vs. Jax. (11/29).
- Tallied a career-high 3.5 sacks and 10 tackles at StL (1/3).

// 2008 (SAN FRANCISCO)

- Started all 16 games for 7th consecutive season and ranked 4th on team in tackles (104), 2nd in sacks (7) and 1st in QB pressures (57).
- Earned the Bill Walsh Award, which is given to team's MVP as voted upon by the coaches.
- Made 49ers debut vs. Arz. (9/7) and had 8 tackles and 1 sack.
- Recorded an INT with 1:50 to play vs. Det. (9/21) in 31-13 victory. Also posted a sack, which forced a fumble by QB Jon Kitna.

// 2007 (CINCINNATI)

- Led all Bengals D-linemen and ranked 2nd on team with 103 tackles to go along with 2 sacks and 3 PDs. His 103 stops were 34 more than any other Bengals lineman. Lined up 97.9 percent of defensive plays, which was the most of any NFL defensive lineman.
- Led team in tackles in consecutive weeks, recording 10 vs. NYJ (10/21) followed by 11 vs. Pit. (10/28).
- Registered 6 tackles and forced a punt after dropping QB Steve McNair for a sack at Bal. (11/11).

// 2006 (CINCINNATI)

- Posted a career-high 110 tackles.
- Tied career-high with 3 sacks in season opener at KC (9/10) to go along with 7 tackles, 1 FF and 1 FR. On Smith's third sack, he forced a 4th-qtr. fumble by Huard for an 8-yd. loss and recovered loose ball to help seal 23-10 win.
- Matched career-high with 13 tackles vs. Atl. (10/29).

// 2005 (CINCINNATI)

- Logged a team-high 6 sacks.
- Led line with 8 tackles vs. Hou. (10/2), including a key sack of QB David Carr in which he forced a fumble to help set up a FG for 16-10 final margin.
- Led defensive line with 6 tackles in pivotal win at Pit. (12/4), including a 2-yd. sack of QB Ben Roethlisberger on 4th down at Steelers' 19-yd. line late in 4th qtr.

// 2004 (CINCINNATI)

- Notched a team-high 8 sacks. His 97 tackles led the D-line and ranked 3rd on team. Led team in defensive snaps, lining up on 94.4 percent of plays.
- Recorded 10 tackles, 2 sacks and 1 FF vs. Den. (10/25).
- Had key sack of QB Eli Manning vs. NYG (12/26), forcing Giants to settle for FG and 19-17 lead in game Bengals came back to win 23-22.

// 2003 (CINCINNATI)

- Led D-line with 91 tackles and had 5 sacks.
- Led team with 13 tackles in victory vs. Bal. (10/19).

// 2002 (CINCINNATI)

- Led team with 6.5 sacks.

// 2001 (CINCINNATI)

- Missed season-opener due to contract negotiations, finishing the year with a rookie franchise record 8.5 sacks (breaking James Francis 8.0 in 1990).
- Recorded first career sack at SD (9/30), dropping QB Doug Flutie for 13-yd. loss.
- Posted first NFL INT at Det. (10/28) off QB Charlie Batch.
- Had 3 sacks on QB Mark Brunell vs. Jax. (12/9).

// COLLEGE

Entered 2001 NFL Draft after junior season at Missouri, where he logged 11 sacks, 97 tackles and 24 TFLs. His sacks and TFLs set school season records. Earned first-team All-America honors as a junior and was a unanimous selection to All-Big 12 first team. Earned first-team All-Big 12 honors as a sophomore. In 1998, became first true freshman since 1986 to start every game for Missouri.

// PERSONAL

- All-state and two-time all-district football choice at Jefferson City (MO) HS, where he was selected to *Super Prep's* All-America and Top 50 teams as a senior.
- Born Justin Smith (9/30/79) in Holts Summit, MO.



SMITH'S GAME-BY-GAME

2001 (Cincinnati)

| Date | Opp | W/L | P/S | Tot | Sol | Ast | Sk | Yds | Int | Yds | PD | FF | FR | Yds |
|---------------|--------|-----|--------------|-----------|------------------|----------|------------|-------------|----------|-----------|----------|----------|----------|----------|
| Sep 9 | NE | W | 0/0 | - | ROSTER EXEMPTION | | | | | | | | | |
| Sep 23 | Bal | W | 1/0 | 2 | 2 | 0 | 0.0 | 0.0 | 0 | 0 | 0 | 0 | 0 | 0 |
| Sep 30 | at SD | L | 1/0 | 4 | 4 | 0 | 1.0 | 13.0 | 0 | 0 | 0 | 0 | 0 | 0 |
| Oct 7 | at Pit | L | 1/0 | 8 | 7 | 1 | 0.0 | 0.0 | 0 | 0 | 0 | 0 | 0 | 0 |
| Oct 14 | Cle | W | 1/0 | 2 | 2 | 0 | 1.0 | 12.0 | 0 | 0 | 0 | 0 | 0 | 0 |
| Oct 21 | Chi | L | 1/1 | 2 | 2 | 0 | 0.0 | 0.0 | 0 | 0 | 0 | 0 | 0 | 0 |
| Oct 28 | at Det | W | 1/1 | 2 | 1 | 1 | 0.0 | 0.0 | 1 | 21 | 3 | 0 | 0 | 0 |
| Nov 11 | at Jax | L | 1/1 | 2 | 2 | 0 | 0.0 | 0.0 | 0 | 0 | 0 | 0 | 0 | 0 |
| Nov 18 | Ten | L | 1/1 | 8 | 7 | 1 | 0.5 | 4.0 | 0 | 0 | 0 | 0 | 0 | 0 |
| Nov 25 | at Cle | L | 1/1 | 5 | 5 | 0 | 0.0 | 0.0 | 0 | 0 | 1 | 0 | 0 | 0 |
| Dec 2 | TB | L | 1/1 | 7 | 7 | 0 | 2.0 | 12.0 | 0 | 0 | 0 | 0 | 0 | 0 |
| Dec 9 | Jax | L | 1/1 | 9 | 9 | 0 | 3.0 | 23.0 | 0 | 0 | 0 | 0 | 0 | 0 |
| Dec 16 | at NYJ | L | 1/1 | 5 | 4 | 1 | 0.0 | 0.0 | 0 | 0 | 0 | 0 | 0 | 0 |
| Dec 23 | at Bal | L | 1/1 | 3 | 2 | 1 | 0.0 | 0.0 | 0 | 0 | 0 | 0 | 0 | 0 |
| Dec 30 | Pit | W | 1/1 | 3 | 1 | 2 | 0.0 | 0.0 | 1 | 7 | 1 | 0 | 0 | 0 |
| Jan 6 | at Ten | W | 1/1 | 5 | 5 | 0 | 1.0 | 12.0 | 0 | 0 | 0 | 0 | 0 | 0 |
| TOTALS | | | 15/11 | 67 | 60 | 7 | 8.5 | 76.0 | 2 | 28 | 5 | 0 | 0 | 0 |

2003 (Cincinnati)

| Date | Opp | W/L | P/S | Tot | Sol | Ast | Sk | Yds | Int | Yds | PD | FF | FR | Yds |
|---------------|--------|-----|--------------|-----------|-----------|-----------|------------|-------------|----------|----------|----------|----------|----------|----------|
| Sep 7 | Den | L | 1/1 | 5 | 4 | 1 | 0.0 | 0.0 | 0 | 0 | 0 | 0 | 0 | 0 |
| Sep 14 | at Oak | L | 1/1 | 3 | 3 | 0 | 0.0 | 0.0 | 0 | 0 | 0 | 0 | 0 | 0 |
| Sep 21 | vs Pit | L | 1/1 | 6 | 3 | 3 | 0.0 | 0.0 | 0 | 0 | 0 | 0 | 0 | 0 |
| Sep 28 | at Cle | W | 1/1 | 7 | 4 | 3 | 1.0 | 3.0 | 0 | 0 | 2 | 0 | 0 | 0 |
| Oct 5 | at Buf | L | 1/1 | 6 | 4 | 2 | 0.0 | 0.0 | 0 | 0 | 0 | 0 | 0 | 0 |
| Oct 19 | Bal | W | 1/1 | 13 | 9 | 4 | 0.0 | 0.0 | 0 | 0 | 0 | 0 | 0 | 0 |
| Oct 26 | Sea | W | 1/1 | 8 | 4 | 4 | 1.0 | 2.0 | 0 | 0 | 0 | 0 | 0 | 0 |
| Nov 2 | at Arz | L | 1/1 | 3 | 1 | 2 | 0.0 | 0.0 | 0 | 0 | 0 | 0 | 0 | 0 |
| Nov 9 | Hou | W | 1/1 | 3 | 1 | 2 | 0.5 | 5.0 | 0 | 0 | 0 | 0 | 0 | 0 |
| Nov 16 | KC | W | 1/1 | 4 | 2 | 2 | 0.0 | 0.0 | 0 | 0 | 0 | 0 | 0 | 0 |
| Nov 23 | at SD | W | 1/1 | 3 | 3 | 0 | 1.0 | 2.0 | 0 | 0 | 0 | 0 | 0 | 0 |
| Nov 30 | at Pit | W | 1/1 | 4 | 1 | 3 | 0.5 | 3.5 | 0 | 0 | 1 | 0 | 0 | 0 |
| Dec 7 | at Bal | L | 1/1 | 10 | 6 | 4 | 0.0 | 0.0 | 0 | 0 | 0 | 0 | 0 | 0 |
| Dec 14 | SF | W | 1/1 | 7 | 5 | 2 | 0.0 | 0.0 | 0 | 0 | 0 | 0 | 0 | 0 |
| Dec 21 | at StL | L | 1/1 | 9 | 5 | 4 | 1.0 | 1.0 | 0 | 0 | 0 | 0 | 0 | 0 |
| Dec 28 | Cle | L | 1/1 | 0 | 0 | 0 | 0.0 | 0.0 | 0 | 0 | 0 | 0 | 0 | 0 |
| TOTALS | | | 16/16 | 91 | 55 | 36 | 5.0 | 16.5 | 0 | 0 | 3 | 0 | 0 | 0 |

2002 (Cincinnati)

| Date | Opp | W/L | P/S | Tot | Sol | Ast | Sk | Yds | Int | Yds | PD | FF | FR | Yds |
|---------------|--------|-----|--------------|-----------|-----------|-----------|------------|-------------|----------|----------|----------|----------|----------|----------|
| Sep 8 | SD | L | 1/1 | 7 | 7 | 0 | 0.0 | 0.0 | 0 | 0 | 0 | 0 | 0 | 0 |
| Sep 15 | at Cle | L | 1/1 | 4 | 2 | 2 | 0.0 | 0.0 | 0 | 0 | 1 | 0 | 0 | 0 |
| Sep 22 | at Atl | L | 1/1 | 7 | 3 | 4 | 1.0 | 11.0 | 0 | 0 | 0 | 0 | 0 | 0 |
| Sep 29 | TB | L | 1/1 | 6 | 4 | 2 | 0.0 | 0.0 | 0 | 0 | 1 | 0 | 0 | 0 |
| Oct 6 | at Ind | L | 1/1 | 3 | 2 | 1 | 0.0 | 0.0 | 0 | 0 | 1 | 0 | 0 | 0 |
| Oct 13 | Pit | L | 1/1 | 2 | 2 | 0 | 0.0 | 0.0 | 0 | 0 | 0 | 0 | 0 | 0 |
| Oct 27 | Ten | L | 1/1 | 2 | 2 | 0 | 0.0 | 0.0 | 0 | 0 | 0 | 0 | 0 | 0 |
| Nov 3 | at Hou | W | 1/1 | 4 | 4 | 0 | 1.0 | 5.0 | 0 | 0 | 0 | 0 | 0 | 0 |
| Nov 10 | at Bal | L | 1/1 | 3 | 3 | 0 | 1.0 | 16.0 | 0 | 0 | 0 | 0 | 0 | 0 |
| Nov 17 | Cle | L | 1/1 | 0 | 0 | 0 | 0.0 | 0.0 | 0 | 0 | 0 | 0 | 0 | 0 |
| Nov 24 | at Pit | L | 1/1 | 7 | 7 | 0 | 0.0 | 0.0 | 0 | 0 | 0 | 0 | 0 | 0 |
| Dec 1 | Bal | L | 1/1 | 4 | 3 | 1 | 1.0 | 8.0 | 0 | 0 | 0 | 0 | 0 | 0 |
| Dec 8 | at Car | L | 1/1 | 5 | 4 | 1 | 0.0 | 0.0 | 0 | 0 | 0 | 0 | 0 | 0 |
| Dec 15 | Jax | L | 1/1 | 4 | 3 | 1 | 1.0 | 5.0 | 0 | 0 | 0 | 0 | 0 | 0 |
| Dec 22 | NO | W | 1/1 | 3 | 3 | 0 | 1.0 | 8.0 | 0 | 0 | 1 | 0 | 0 | 0 |
| Dec 29 | at Buf | L | 1/1 | 6 | 4 | 2 | 0.5 | 3.0 | 0 | 0 | 1 | 0 | 0 | 0 |
| TOTALS | | | 16/16 | 67 | 53 | 14 | 6.5 | 56.0 | 0 | 0 | 3 | 2 | 0 | 0 |

2004 (Cincinnati)

| Date | Opp | W/L | P/S | Tot | Sol | Ast | Sk | Yds | Int | Yds | PD | FF | FR | Yds |
|---------------|--------|-----|--------------|-----------|-----------|-----------|------------|-------------|----------|----------|----------|----------|----------|----------|
| Sep 12 | at NYJ | L | 1/1 | 6 | 4 | 2 | 0.0 | 0.0 | 0 | 0 | 0 | 0 | 0 | 0 |
| Sep 19 | Mia | W | 1/1 | 6 | 5 | 1 | 1.0 | 9.0 | 0 | 0 | 0 | 0 | 0 | 0 |
| Sep 26 | Bal | L | 1/1 | 7 | 4 | 3 | 0.0 | 0.0 | 0 | 0 | 1 | 0 | 0 | 0 |
| Oct 3 | at Pit | L | 1/1 | 5 | 3 | 2 | 0.0 | 0.0 | 0 | 0 | 0 | 0 | 0 | 0 |
| Oct 17 | at Cle | L | 1/1 | 7 | 3 | 4 | 0.0 | 0.0 | 0 | 0 | 0 | 0 | 0 | 0 |
| Oct 25 | Den | W | 1/1 | 10 | 5 | 5 | 2.0 | 17.0 | 0 | 0 | 0 | 1 | 0 | 0 |
| Oct 31 | at Ten | L | 1/1 | 9 | 5 | 4 | 0.0 | 0.0 | 0 | 0 | 0 | 0 | 0 | 0 |
| Nov 7 | Dal | W | 1/1 | 5 | 3 | 2 | 0.0 | 0.0 | 0 | 0 | 0 | 0 | 0 | 0 |
| Nov 14 | at Was | W | 1/1 | 5 | 5 | 0 | 1.0 | 7.0 | 0 | 0 | 1 | 0 | 0 | 0 |
| Nov 21 | Pit | L | 1/1 | 10 | 6 | 4 | 1.5 | 13.5 | 0 | 0 | 0 | 0 | 1 | 0 |
| Nov 28 | Cle | W | 1/1 | 4 | 1 | 3 | 0.5 | 5.0 | 0 | 0 | 0 | 0 | 0 | 0 |
| Dec 5 | at Bal | W | 1/1 | 7 | 6 | 1 | 0.0 | 0.0 | 0 | 0 | 0 | 0 | 0 | 0 |
| Dec 12 | at NE | L | 1/1 | 2 | 0 | 2 | 0.0 | 0.0 | 0 | 0 | 0 | 0 | 0 | 0 |
| Dec 19 | Buf | L | 1/1 | 2 | 0 | 2 | 0.0 | 0.0 | 0 | 0 | 0 | 0 | 0 | 0 |
| Dec 26 | vs NYG | W | 1/1 | 7 | 4 | 3 | 1.0 | 9.0 | 0 | 0 | 0 | 0 | 0 | 0 |
| Jan 2 | at Phi | W | 1/1 | 5 | 3 | 2 | 1.0 | 10.0 | 0 | 0 | 0 | 1 | 1 | 0 |
| TOTALS | | | 16/16 | 97 | 57 | 40 | 8.0 | 70.5 | 0 | 0 | 2 | 2 | 2 | 0 |



30

REGGIE SMITH
| SAFETY



6-1 | 200 | OKLAHOMA | 4TH YEAR | BORN 9.3.86 | EDMOND, OK
ACQUIRED D-3 IN '08 | SANTA FE HS, EDMOND, OK

Reggie Smith made significant strides in 2010 for the 49ers. Smith, who transitioned to the safety position in 2009 after lining up at cornerback during his rookie season, started the final 7 games of 2010 at strong safety. He set career-highs in tackles (37) and INTs (1), while adding a career-high 14 tackles on special teams. Smith started The Reggie Smith II Foundation, which is dedicated to serving the community by supporting under privileged children and families that have been associated with tragic life situations and economic hardship.

// GOLDMINE

- Reggie's big game mentality on the field goes with his big heart off of it. Reggie participates year round in his own foundation, The Reggie Smith II Foundation, which aims at giving back to the inner-city youth of Oklahoma City and its surrounding areas. The foundation provides funding for children and families by giving out scholarships to attend school and provide necessities that wouldn't otherwise be available. This includes their yearly backpack drive as well as hosting an annual Thanksgiving dinner. Reggie also sponsors his annual Rookie 31 Football Camp at Edmon Santa Fe High School. Along with his foundation, Reggie participates in a variety of other charitable events throughout the year. Reggie always has time when it comes to giving back. He is a regular participant with the 49ers Community Relations department which involves going out into the bay area community every Tuesday.

// 2011 HIGHLIGHTS

- Recorded a fingertip diving INT late in the 4th qtr. at Cin. (9/25) to help 49ers secure a 13-8 victory.
- Tied the team-high with 2 special teams tackles at Was. (11/6).

SMITH'S GAME-BY-GAME

| 2011 | | | | | | | | | | | | | | |
|---------------|--------|-----|-------------|-----------|-----------|----------|------------|------------|----------|-----------|----------|----------|----------|----------|
| Date | Opp | W/L | P/S | Tot | Sol | Ast | Sk | Yds | Int | Yds | PD | FF | FR | Yds |
| Sep 11 | Sea | W | 1/0 | 2 | 2 | 0 | 0.0 | 0.0 | 0 | 0 | 0 | 0 | 0 | 0 |
| Sep 18 | Dal | L | 1/0 | 3 | 3 | 0 | 0.0 | 0.0 | 0 | 0 | 0 | 0 | 0 | 0 |
| Sep 25 | at Cin | W | 1/0 | 1 | 0 | 1 | 0.0 | 0.0 | 1 | 11 | 1 | 0 | 0 | 0 |
| Oct 2 | at Phi | W | 1/0 | 4 | 4 | 0 | 0.0 | 0.0 | 0 | 0 | 1 | 0 | 0 | 0 |
| Oct 9 | TB | W | 1/0 | 4 | 3 | 1 | 0.0 | 0.0 | 0 | 0 | 1 | 0 | 0 | 0 |
| Oct 16 | at Det | W | 1/0 | 0 | 0 | 0 | 0.0 | 0.0 | 0 | 0 | 0 | 0 | 0 | 0 |
| Oct 30 | Cle | W | 1/0 | 0 | 0 | 0 | 0.0 | 0.0 | 0 | 0 | 0 | 0 | 0 | 0 |
| Nov 6 | at Was | W | 1/0 | 0 | 0 | 0 | 0.0 | 0.0 | 0 | 0 | 0 | 0 | 0 | 0 |
| Nov 13 | NYG | W | 1/0 | 0 | 0 | 0 | 0.0 | 0.0 | 0 | 0 | 0 | 0 | 0 | 0 |
| Nov 20 | Arz | W | 1/0 | 0 | 0 | 0 | 0.0 | 0.0 | 0 | 0 | 0 | 0 | 0 | 0 |
| Nov 24 | at Bal | L | 1/0 | 0 | 0 | 0 | 0.0 | 0.0 | 0 | 0 | 0 | 0 | 0 | 0 |
| Dec 4 | StL | W | 1/0 | 0 | 0 | 0 | 0.0 | 0.0 | 0 | 0 | 0 | 0 | 0 | 0 |
| Dec 11 | at Arz | L | 1/0 | 0 | 0 | 0 | 0.0 | 0.0 | 0 | 0 | 0 | 0 | 0 | 0 |
| Dec 19 | Pit | W | 1/0 | 2 | 2 | 0 | 0.0 | 0.0 | 0 | 0 | 0 | 0 | 0 | 0 |
| Dec 24 | at Sea | W | 1/0 | 0 | 0 | 0 | 0.0 | 0.0 | 0 | 0 | 0 | 0 | 0 | 0 |
| Jan 1 | at StL | W | 1/0 | 0 | 0 | 0 | 0.0 | 0.0 | 0 | 0 | 0 | 0 | 0 | 0 |
| TOTALS | | | 16/0 | 16 | 14 | 2 | 0.0 | 0.0 | 1 | 11 | 3 | 0 | 0 | 0 |

| 2011 | | | | | | | | | | | | | |
|---------------|--------|----------|----------|------------|----------|----------|----------|----------|-----------|------------|-----------|----------|--|
| Date | Opp | KR | Yds | Avg | Lg | TD | PR | FC | Yds | Avg | Lg | TD | |
| Sep 11 | Sea | 0 | 0 | 0.0 | 0 | 0 | 0 | 0 | 0 | 0.0 | 0 | 0 | |
| Sep 18 | Dal | 0 | 0 | 0.0 | 0 | 0 | 0 | 0 | 0 | 0.0 | 0 | 0 | |
| Sep 25 | at Cin | 0 | 0 | 0.0 | 0 | 0 | 0 | 0 | 0 | 0.0 | 0 | 0 | |
| Oct 2 | at Phi | 0 | 0 | 0.0 | 0 | 0 | 0 | 0 | 0 | 0.0 | 0 | 0 | |
| Oct 9 | TB | 0 | 0 | 0.0 | 0 | 0 | 0 | 0 | 0 | 0.0 | 0 | 0 | |
| Oct 16 | at Det | 0 | 0 | 0.0 | 0 | 0 | 0 | 0 | 0 | 0.0 | 0 | 0 | |
| Oct 30 | Cle | 0 | 0 | 0.0 | 0 | 0 | 0 | 0 | 0 | 0.0 | 0 | 0 | |
| Nov 6 | at Was | 0 | 0 | 0.0 | 0 | 0 | 0 | 0 | 0 | 0.0 | 0 | 0 | |
| Nov 13 | NYG | 0 | 0 | 0.0 | 0 | 0 | 0 | 0 | 0 | 0.0 | 0 | 0 | |
| Nov 20 | Arz | 0 | 0 | 0.0 | 0 | 0 | 0 | 0 | 0 | 0.0 | 0 | 0 | |
| Nov 24 | Bal | 0 | 0 | 0.0 | 0 | 0 | 0 | 0 | 0 | 0.0 | 0 | 0 | |
| Dec 4 | StL | 0 | 0 | 0.0 | 0 | 0 | 0 | 1 | 0 | 0.0 | 0 | 0 | |
| Dec 11 | at Arz | 0 | 0 | 0.0 | 0 | 0 | 0 | 0 | 0 | 0.0 | 0 | 0 | |
| Dec 19 | Pit | 0 | 0 | 0.0 | 0 | 0 | 0 | 0 | 0 | 0.0 | 0 | 0 | |
| Dec 24 | at Sea | 0 | 0 | 0.0 | 0 | 0 | 0 | 0 | 0 | 0.0 | 0 | 0 | |
| Jan 1 | at StL | 0 | 0 | 0.0 | 0 | 0 | 4 | 1 | 37 | 9.3 | 14 | 0 | |
| TOTALS | | 0 | 0 | 0.0 | 0 | 0 | 4 | 1 | 37 | 9.3 | 14 | 0 | |

| 2011 Postseason | | | | | | | | | | | | | | |
|-----------------|-----|-----|------------|----------|----------|----------|------------|------------|----------|----------|----------|----------|----------|----------|
| Date | Opp | W/L | P/S | Tot | Sol | Ast | Sk | Yds | Int | Yds | PD | FF | FR | Yds |
| Jan 14 | NO | W | 1/0 | 0 | 0 | 0 | 0.0 | 0.0 | 0 | 0 | 1 | 0 | 0 | 0 |
| Jan 12 | NYG | | | | | | | | | | | | | |
| TOTALS | | | 1/0 | 0 | 0 | 0 | 0.0 | 0.0 | 0 | 0 | 1 | 0 | 0 | 0 |

| 2011 Postseason | | | | | | | | | | | | |
|-----------------|-----|----------|----------|------------|----------|----------|----------|----------|----------|------------|----------|----------|
| Date | Opp | KR | Yds | Avg | Lg | TD | PR | FC | Yds | Avg | Lg | TD |
| Jan 14 | NO | 0 | 0 | 0.0 | 0 | 0 | 0 | 0 | 0 | 0.0 | 0 | 0 |
| Jan 22 | NYG | | | | | | | | | | | |
| TOTALS | | 0 | 0 | 0.0 | 0 | 0 | 0 | 0 | 0 | 0.0 | 0 | 0 |

Special Teams Tackles: 6 (2)



SMITH'S CAREER STATISTICS

| YEAR | TEAM | GP | GS | TACKLES | | | | | INTERCEPTIONS | | | | | FUMBLES | | | |
|---------------|------|-----------|----------|-----------|-----------|-----------|------------|------------|---------------|-----------|-----------|----------|----------|----------|----------|----------|----------|
| | | | | TOT | SOL | AST | SACKS | YDS | INT | YDS | LG | TD | PD | FF | FR | YDS | |
| 2008 | SF | 3 | 0 | 1 | 1 | 0 | 0.0 | 0.0 | 0 | 0 | 0 | 0 | 0 | 0 | 0 | 0 | 0 |
| 2009 | SF | 10 | 0 | 0 | 0 | 0 | 0.0 | 0.0 | 0 | 0 | 0 | 0 | 0 | 0 | 0 | 0 | 0 |
| 2010 | SF | 16 | 7 | 37 | 29 | 8 | 0.0 | 0.0 | 1 | 20 | 20 | 0 | 4 | 0 | 0 | 0 | 0 |
| 2011 | SF | 16 | 0 | 16 | 14 | 2 | 0.0 | 0.0 | 1 | 11 | 0 | 0 | 3 | 0 | 0 | 0 | 0 |
| TOTALS | | 44 | 7 | 54 | 44 | 10 | 0.0 | 0.0 | 2 | 31 | 20 | 0 | 7 | 0 | 0 | 0 | 0 |

| YEAR | TEAM | KICKOFF RETURNS | | | | | PUNT RETURNS | | | | | |
|---------------|------|-----------------|----------|------------|----------|----------|--------------|----------|----------|------------|-----------|----------|
| | | NO | YDS | AVG | LG | TD | NO | FC | YDS | AVG | LG | TD |
| 2008 | SF | 0 | 0 | 0.0 | 0 | 0 | 0 | 0 | 0 | 0.0 | 0 | 0 |
| 2009 | SF | 0 | 0 | 0.0 | 0 | 0 | 3 | 0 | 7 | 2.3 | 9 | 0 |
| 2010 | SF | 0 | 0 | 0.0 | 0 | 0 | 0 | 1 | 0 | 0.0 | 0 | 0 |
| 2011 | SF | 0 | 0 | 0.0 | 0 | 0 | 4 | 1 | 37 | 9.3 | 14 | 0 |
| TOTALS | | 0 | 0 | 0.0 | 0 | 0 | 7 | 2 | 4 | 6.3 | 14 | 0 |

PLAYOFFS

| YEAR | TEAM | GP | GS | TACKLES | | | | | INTERCEPTIONS | | | | | FUMBLES | | | |
|---------------|------|----|----|---------|-----|-----|-------|-----|---------------|-----|----|----|----|---------|----|-----|--|
| | | | | TOT | SOL | AST | SACKS | YDS | INT | YDS | LG | TD | PD | FF | FR | YDS | |
| 2011 | SF | 1 | 0 | 0 | 0 | 0 | 0.0 | 0.0 | 0 | 0 | 0 | 0 | 1 | 0 | 0 | 0 | |
| TOTALS | | | | | | | | | | | | | | | | | |

| YEAR | TEAM | KICKOFF RETURNS | | | | | PUNT RETURNS | | | | | |
|---------------|------|-----------------|----------|------------|----------|----------|--------------|----------|----------|------------|----------|----------|
| | | NO | YDS | AVG | LG | TD | NO | FC | YDS | AVG | LG | TD |
| 2011 | SF | 0 | 0 | 0.0 | 0 | 0 | 0 | 0 | 0 | 0.0 | 0 | 0 |
| TOTALS | | 0 | 0 | 0.0 | 0 | 0 | 0 | 0 | 0 | 0.0 | 0 | 0 |

Additional Statistics:

Special Teams Tackles – 29: 2008 (3), 2009 (6), 2010 (14), 2011 (6)

Postseason Special Teams Tackles – 1: 2011 (1)

Special Team Fumble Recoveries – 2: 2008 (1); 2009 (1)

Special Teams Fumbles – 1: 2009 (1)

Milestones:

NFL Debut: at Sea. (9/14/08); First Start: vs. TB (11/21/10); First INT: vs. Sea. (12/12/10 – QB Matt Hasselbeck)

SMITH'S CAREER HIGHS

Total Tackles: 7 at StL (12/26/10)

Solo Tackles: 6 Last vs. StL (11/14/10)

Passes Defensed: 2 vs. NO (9/20/10)

Interceptions: 2 Last at Cin. (9/25/11)



// TRANSACTIONS

Originally a 3rd-round (75th pick overall) draft choice by SF in 2008.

// 2010

- Set new career highs with 37 tackles, 1 INT, and 4 passes defended.
- Made his first career start vs. TB (11/21) and totaled 3 tackles.
- Registered his first career INT, vs. Sea. (12/12), picking off QB Matt Hasselbeck and returning the ball 20 yds. to the Seattle 11-yd. line to set up a 22-yd. FG by K Jeff Reed.
- Set a career-high 7 tackles at StL (12/26).

// 2009

- Suffered a groin injury at Min. (9/27) and was inactive for Weeks 4-9.

// 2008

- Posted 2 special teams tackles in first action vs. Det. (9/21).
- Saw action vs. StL (11/16) and made first career tackle.

// COLLEGE

Saw action in 39 games (36 starts) at Oklahoma, with 20 starts coming at SS and 16 at CB. A two-time All-Big 12 first-team selection, recorded 166 tackles, 22 PDs, 8 INTs (1 returned for TD), 3 FRs (2 returned for TDs) and 1 sack in three-year career. Also returned 33 kickoffs for 721 yds. (21.9 avg) and 67 punts for 490 yds. (7.3 avg) with 1 TD. Started 13 games as a senior after making 10 starts at SS and 3 starts at CB as a junior. Spent first 2 games as a reserve before starting final 10 games at SS as a freshman.

// PERSONAL

- Attended Santa Fe (Edmond, OK) HS, lining up as a DB, WR and RB.
- A two-time all-state choice, earned *USA Today* first-team honors as a senior after recording 63 tackles and 6 INTs on defense, while rushing for 935 yds. on 122 carries with 9 TDs and catching 47 passes for 607 yds. with 8 scores.
- Named Oklahoma Offensive POY as a junior after leading team to Class 6A championship game.
- Also lettered in basketball and track, clocking a personal best 10.8 in the 100-meter.
- Born Reginald Smith II (9/3/86) in Edmond, OK.

// INJURY REPORT

2009: Inactive for 5 games [vs. StL (10/4), vs. Atl. (10/11), at Hou. (10/25), at Ind. (11/1) and vs. Ten. (11/8) with a groin injury.

SMITH'S GAME-BY-GAME

| 2008 | | | | | | | | | | | | | |
|---------------|--------|-----|------------|----------|----------|----------|------------|------------|----------|----------|----------|----------|----------|
| Date | Opp | W/L | P/S | Tot | Sol | Ast | Sk | Yds | Int | Yds | PD | FF | FR Yds |
| Sep 7 | Arz | L | - | - | - | - | INACTIVE | - | - | - | - | - | - |
| Sep 14 | at Sea | W | - | - | - | - | INACTIVE | - | - | - | - | - | - |
| Sep 21 | Det | W | 1/0 | 0 | 0 | 0 | 0.0 | 0.0 | 0 | 0 | 0 | 0 | 0 |
| Sep 28 | at NO | L | - | - | - | - | INACTIVE | - | - | - | - | - | - |
| Oct 5 | NE | L | - | - | - | - | INACTIVE | - | - | - | - | - | - |
| Oct 12 | Phi | L | - | - | - | - | INACTIVE | - | - | - | - | - | - |
| Oct 19 | at NYG | L | - | - | - | - | INACTIVE | - | - | - | - | - | - |
| Oct 26 | Sea | L | - | - | - | - | INACTIVE | - | - | - | - | - | - |
| Nov 10 | at Arz | L | - | - | - | - | INACTIVE | - | - | - | - | - | - |
| Nov 16 | StL | W | 1/0 | 1 | 1 | 0 | 0.0 | 0.0 | 0 | 0 | 0 | 0 | 0 |
| Nov 24 | at Dal | L | - | - | - | - | INACTIVE | - | - | - | - | - | - |
| Nov 31 | at Buf | W | - | - | - | - | INACTIVE | - | - | - | - | - | - |
| Dec 7 | NYJ | W | 1/0 | 0 | 0 | 0 | 0.0 | 0.0 | 0 | 0 | 0 | 0 | 0 |
| Dec 14 | at Mia | L | - | - | - | - | INACTIVE | - | - | - | - | - | - |
| Dec 21 | at StL | W | - | - | - | - | INACTIVE | - | - | - | - | - | - |
| Dec 28 | Was | W | - | - | - | - | INACTIVE | - | - | - | - | - | - |
| TOTALS | | | 3/0 | 1 | 1 | 0 | 0.0 | 0.0 | 0 | 0 | 0 | 0 | 0 |

| 2010 | | | | | | | | | | | | | |
|---------------|--------|-----|-------------|-----------|-----------|----------|----------|----------|----------|-----------|----------|----------|----------|
| Date | Opp | W/L | P/S | Tot | Sol | Ast | Sk | Yds | Int | Yds | PD | FF | FR Yds |
| Sep 12 | at Sea | L | 1/0 | 0 | 0 | 0 | 0.0 | 0.0 | 0 | 0 | 0 | 0 | 0 |
| Sep 20 | NO | L | 1/0 | 2 | 2 | 0 | 0.0 | 0.0 | 0 | 0 | 2 | 0 | 0 |
| Sep 26 | at KC | L | 1/0 | 0 | 0 | 0 | 0.0 | 0.0 | 0 | 0 | 0 | 0 | 0 |
| Oct 3 | at Atl | L | 1/0 | 0 | 0 | 0 | 0.0 | 0.0 | 0 | 0 | 0 | 0 | 0 |
| Oct 10 | Phi | L | 1/0 | 0 | 0 | 0 | 0.0 | 0.0 | 0 | 0 | 0 | 0 | 0 |
| Oct 17 | Oak | W | 1/0 | 0 | 0 | 0 | 0.0 | 0.0 | 0 | 0 | 0 | 0 | 0 |
| Oct 24 | at Car | L | 1/0 | 2 | 2 | 0 | 0.0 | 0.0 | 0 | 0 | 0 | 0 | 0 |
| Oct 31 | Den | W | 1/0 | 0 | 0 | 0 | 0.0 | 0.0 | 0 | 0 | 0 | 0 | 0 |
| Nov 14 | StL | W | 1/0 | 6 | 6 | 0 | 0.0 | 0.0 | 0 | 0 | 0 | 0 | 0 |
| Nov 21 | TB | L | 1/1 | 3 | 1 | 2 | 0.0 | 0.0 | 0 | 0 | 1 | 0 | 0 |
| Nov 29 | at Arz | W | 1/1 | 3 | 2 | 1 | 0.0 | 0.0 | 0 | 0 | 0 | 0 | 0 |
| Dec 5 | at GB | L | 1/1 | 2 | 2 | 0 | 0.0 | 0.0 | 0 | 0 | 0 | 0 | 0 |
| Dec 12 | Sea | W | 1/1 | 4 | 4 | 0 | 0.0 | 0.0 | 1 | 20 | 1 | 0 | 0 |
| Dec 16 | at SD | L | 1/1 | 2 | 2 | 0 | 0.0 | 0.0 | 0 | 0 | 0 | 0 | 0 |
| Dec 26 | at StL | L | 1/1 | 7 | 5 | 2 | 0.0 | 0.0 | 0 | 0 | 0 | 0 | 0 |
| Jan 2 | Arz | W | 1/1 | 6 | 3 | 3 | 0.0 | 0.0 | 0 | 0 | 0 | 0 | 0 |
| TOTALS | | | 16/7 | 37 | 29 | 8 | 0 | 0 | 1 | 20 | 4 | 0 | 0 |

| 2009 | | | | | | | | | | | | | |
|---------------|--------|-----|-------------|----------|----------|----------|------------------|------------|----------|----------|----------|----------|----------|
| Date | Opp | W/L | P/S | Tot | Sol | Ast | Sk | Yds | Int | Yds | PD | FF | FR Yds |
| Sep 13 | Arz | W | - | - | - | - | INACTIVE | - | - | - | - | - | - |
| Sep 20 | Sea | W | 1/0 | 0 | 0 | 0 | 0.0 | 0.0 | 0 | 0 | 0 | 0 | 0 |
| Sep 27 | at Min | L | 1/0 | 0 | 0 | 0 | 0.0 | 0.0 | 0 | 0 | 0 | 0 | 0 |
| Oct 4 | StL | W | - | - | - | - | INACTIVE (Groin) | - | - | - | - | - | - |
| Oct 11 | Atl | L | - | - | - | - | INACTIVE (Groin) | - | - | - | - | - | - |
| Oct 25 | at Hou | L | - | - | - | - | INACTIVE (Groin) | - | - | - | - | - | - |
| Nov 1 | at Ind | L | - | - | - | - | INACTIVE (Groin) | - | - | - | - | - | - |
| Nov 8 | Ten | L | - | - | - | - | INACTIVE (Groin) | - | - | - | - | - | - |
| Nov 12 | Chi | W | 1/0 | 0 | 0 | 0 | 0.0 | 0.0 | 0 | 0 | 0 | 0 | 0 |
| Nov 22 | at GB | L | 1/0 | 0 | 0 | 0 | 0.0 | 0.0 | 0 | 0 | 0 | 0 | 0 |
| Nov 29 | Jax | W | 1/0 | 0 | 0 | 0 | 0.0 | 0.0 | 0 | 0 | 0 | 0 | 0 |
| Dec 6 | at Sea | L | 1/0 | 0 | 0 | 0 | 0.0 | 0.0 | 0 | 0 | 0 | 0 | 0 |
| Dec 14 | Arz | W | 1/0 | 0 | 0 | 0 | 0.0 | 0.0 | 0 | 0 | 0 | 0 | 0 |
| Dec 20 | at Phi | L | 1/0 | 0 | 0 | 0 | 0.0 | 0.0 | 0 | 0 | 0 | 0 | 0 |
| Dec 27 | Det | W | 1/0 | 0 | 0 | 0 | 0.0 | 0.0 | 0 | 0 | 0 | 0 | 0 |
| Jan 3 | at StL | W | 1/0 | 0 | 0 | 0 | 0.0 | 0.0 | 0 | 0 | 0 | 0 | 0 |
| TOTALS | | | 10/0 | 0 | 0 | 0 | 0.0 | 0.0 | 0 | 0 | 0 | 0 | 0 |



68

ADAM SNYDER

| TACKLE/GUARD



6-6 | 325 | OREGON | 7TH YEAR | BORN 1.30.82 | FULLERTON, CA
ACQUIRED D-3B IN '05 | LA SERNA HS, WHITTIER, CA

Adam Snyder has been a valuable asset to the 49ers since being drafted in the third round of the 2005 NFL Draft. The six-year veteran has the ability to play both guard and tackle and has made starts at each of the four positions. In each of the last two off-seasons, Snyder has also worked at center. His versatility and knowledge of the game provide the 49ers with a valuable resource on the offensive line. Growing up in Southern California, Snyder was an avid surfer as a child and continues to ride the waves off the Santa Cruz shoreline.

// 2011 AWARDS & HONORS

- Madden Most Valuable Protectors Award (Week 5)

// 2011 HIGHLIGHTS

- Made 1st start of season at RG at Phi. (10/2). Helped 49ers accumulate 442 yds. of offense in come-from-behind victory at Phi. (10/2), which included 164 yds. on the ground.
- Started at RG and helped the offense rush for 213 yds. on the ground while not allowing a sack vs. TB (10/9), marking the 1st time since 12/14/06 at Sea. that the team rushed for over 200 yds. and did not allow a sack.
- Snyder and the offensive line were awarded the Madden Most Valuable Protectors Award for Week 5. They helped the 49ers offense rush for 213 yds. on the ground while not allowing a sack vs. TB (10/9), marking the 1st time since 12/14/06 at Sea. that the team rushed for over 200 yds. and did not allow a sack.
- Left the game (stinger) in the 4th qtr. at Det. (10/16) and was replaced by T/G Chilo Rachal. Helped support the 49ers offense rush for 203 yds., marking the 1st time the team has rushed for over 200 yds. in back-to-back games (10/9 vs. TB, 213 yds.) since 12/6/98 at Car. (236 yds.) and 12/14/98 vs. Det. (328 yds.).
- Aided the 49ers offense in reaching 253 yds. in the 1st half vs. Cle. (10/30), which are the most net yds. gained by the 49ers in the 1st half and 2nd highest total in either half this season (10/2 - 289 yds. at Phi.).
- Part of an offensive line that helped pave the way for RB Frank Gore to gain 100+ rush yds. on the ground in 5 consecutive games, setting a new franchise record.
- Helped the 49ers offense hold the ball for 44:16 while not allowing a sack vs. Arz. (11/20), marking the highest time of possession for the team since 11/3/02 at Oak. (44:33 - 49ers 23, Raiders 20).

- Sideline with a hamstring injury late in the 1st qtr. at Bal. (11/24). Returned for a couple of series in the 1st half before sitting out the 2nd half.
- Snyder and the offensive line prevented QB Alex Smith from getting sacked in 20-3 win on MNF vs. Pit. (12/19).

// GOLDMINE

- Growing up in Whittier, CA, Adam lived a short distance from the coast. He and his friends would often make the short drive to the beach, where they'd spend some time soaking in the rays and surfing. Due to the cold water in Oregon, Adam didn't surf in college, but he picked the sport back up when he was drafted by the 49ers in 2005. "On one of my first trips to Santa Cruz, I met a local shaper named Doug Haut. He shaped me a board and it kind of took off from there. I surfed quite a bit my first couple years in the league and try to get out there when I can these days." Adam now has a collection of five surfboards - three 10-footers, a nine-footer and a seven-foot fish - that he rides at the local breaks. His wife, Erika, learned how to surf in Hawaii and enjoys going out in the water with Adam.
- Since his early childhood, Adam has had aspirations of one day becoming a police officer. "It's been a line of work that has interested me for a long time. I imagine the camaraderie you build between your fellow officers is similar to the solidarity that's created among teammates on a football team. Everyone has each other's back." If Adam has any questions about the joining the force, he doesn't need to turn far. His good friend and former 49ers teammate, Patrick Estes, recently joined the Santa Clara Police Department. Adam hopes to go on a few ride-a-longs in the near future to get an up-and-close understanding of what being a police officer entails.
- Ever since his freshman year in high school, Adam has made annual camping trips into the middle of the desert with his family and friends. "We've been setting up camp at the same place near Chiriaco Summit for years. It's basically in the middle of nowhere and we just ride 4x4's and enjoy one another's company."
- Adam gained some good work experience growing up in Whittier. He briefly served as a doughnut filler at Krispy Kreme Doughnuts before working a seasonal job at Honey Baked Hams, where he unloaded 50-60 pound boxes of meat in the freezer. Adam's most enjoyable job was at Rockview Dairy. "It wasn't your ordinary dairy, like milk and eggs. It was actually like a grocery store, it had everything. The coolest part was that it was a drive-thru. You'd just drive up, place your order and I'd go pick out the items from the back. I think it's weird that I haven't seen a similar type of place anywhere else."

SNYDER'S CAREER STATISTICS

GAMES/STARTS - 107/69; 2005 (16/8), 2006 (14/6), 2007 (16/11), 2008 (14/13), 2009 (16/16), 2010 (15/2), 2011 (16/13)
POSTSEASON GAMES/STARTS - 1/1; 2011 (1/1)

Milestones:

NFL Debut: vs. StL. (9/11/05); **First Start:** at Chi. (11/13/05); **50th Career Start:** at Sea. (12/6/09)



// TRANSACTIONS

Originally the second of two 3rd-round (94th pick overall) draft choices by SF in 2005.

// 2010

- Stepped in for Chilo Rachal at RG after he suffered a stinger at Sea. (9/12).
- Started at RG in place of Rachal (stinger) vs. NO (9/20). It marked his first start at RG since 10/25/09 at Hou. Was part of an offensive line that did not allow a sack on 32 pass atts. by QB Alex Smith vs. NO (9/20).
- Saw action at RG in place of Rachal at Atl. (10/3).
- Saw action at RG in place of Rachal who left the game with a stinger at Car. (10/24). Also filled in at LT briefly when T Joe Staley left the game with a stinger.
- Started at RG in place of Rachal vs. StL (11/14).
- Saw reserve action on the offensive line as the offense rushed for a season-high 261 yds. and 2 TDs at Arz. (11/29).

// 2009

- Started every game, lining up at RT in 15 contests and at RG for one game.
- Helped the team rush for a season-high 246 yds. vs. Sea. (9/20).
- Part of an O-line that did not allow a sack of QB Alex Smith on any of his 41 attempts vs. Jax (11/29). It marked the first time the 49ers did not give up a sack since 11/10/08, at Arz. (QB Shaun Hill – 40 attempts).

// 2008

- Saw action in 14 games, starting first 7 contests at LG before making 6 starts at RT.
- Replaced in starting lineup vs. Sea. (10/26) by David Baas, but entered game at RT in 2nd qtr. when Barry Sims left with an ankle injury.
- Started at RT at Arz. (11/10) in place of Sims and was part of an offensive line that did not allow a sack. Went on to start following 5 contests at RT.
- Left game in 1st qtr. at Mia. (12/14) with an ankle injury and was replaced by Sims.
- Did not play final two contests with an ankle injury.

// 2007

- Played in all 16 games (11 starts), becoming a starter at LT after Jonas Jennings was placed on IR with an ankle injury.
- Made first start of season vs. Bal. (10/7) in place of Jennings.
- Stepped in at LT in 2nd half at NYG (10/21) in place of Jennings, who left game with a season-ending ankle injury, and went on to start next 10 contests.

// 2006

- Saw action in 14 games (6 starts), making 3 starts at LT for Jennings and 3 starts at LG for Larry Allen. Inactive vs. GB (12/10) and at Sea. (12/14) due to a sprained knee and ankle.
- Started at LT vs. StL (9/17), vs. SD (10/15) and at Den. (12/31) in place of Jennings.
- Started at LG vs. Phi. (9/24) and vs. Oak. (10/8) in place of Allen (sprained MCL).
- Returned to action vs. Arz. (12/24) after missing 2 games with a sprained knee and ankle.

//2005

- Saw action in all 16 games during rookie campaign, starting 7 contests at LT and one game at RG.
- Filled in at guard late in 4th qtr. at Phi. (9/18).
- Saw time at guard when Eric Heitmann moved to center due to an injury to Jeremy Newberry at Arz. (10/2) in Mexico City and vs. Ind. (10/9).
- Made first NFL start at Chi. (11/13) at RG, taking over for Heitmann, who moved to center to fill in for Newberry (knee/shoulder). Started at LG for the remainder of season.

// COLLEGE

Three-year starter who played in 49 games (35 starts) at three different positions (RG, RT and LT). Became Ducks' first two-time first-team all-league O-lineman in four decades. Departed as one of Oregon's most decorated lineman of all time, becoming Ducks' third Morris Trophy recipient (as the Pacific-10 top lineman) ever. Allowed only 2 sacks his entire senior season at LT as he was voted All-Pac-10. Enjoyed most consistent year on O-line as a junior, highlighted by earning Oregon's first first-team All-Pac-10 O-line honors in 20 years, anchoring a line that boasted the League's 4th-best rushing offense.

// PERSONAL

- Attended La Serna (Whittier, CA) HS, where he was a two-year starter and 1999 team captain. A 2nd-team all-CIF honoree, helped team rush for over 2,400 yds. as a senior.
- Enjoys playing golf with his fellow O-linemen.
- Married to Erika. Couple splits time between Santa Clara and Whittier, CA.
- Born Adam Richard Snyder (1/30/82) in Fullerton, CA.
- Graduated with a degree in journalism/public relations.

// INJURY REPORT

2006: Missed 2 games [vs. GB (12/10) and at Sea. (12/14)] with an injury to his knee and ankle.

2008: Inactive for the final 2 regular season games [at StL (12/21) and vs. Was. (12/28) with an ankle injury suffered at Mia. (12/14).



90

ISAAC

SOPOAGA

| DEFENSIVE TACKLE



**6-2 | 330 | HAWAII | 8TH YEAR | BORN 9.4.81 | FAGASA, AMERICAN SAMOA
ACQUIRED D-4A IN '04 | SAMOANA HS, PAGO PAGO, AMERICAN SAMOA**

Isaac Sopoaga has been a key component of the 49ers defensive line rotation since being drafted in the 4th-round of the 2004 NFL Draft. His size, versatility and athleticism make him an ideal fit for the 49ers 3-4 scheme, as he can play both defensive tackle as well as nose tackle. In 2010, he set a career high with 75 tackles and tied his career high with 1.5 sacks. One of the unsung stars of the 49ers defense, Sopoaga was recognized for his play by being named to the *USA Today* 2010 All-Joe Team. A native of American Samoa, Sopoaga brings his island flair to the 49ers locker room, from his traditional tribal face paint to his unique pregame rituals.

// 2011 HIGHLIGHTS

- Has seen action on both defense and offense during 2011 season.
- Played his 100th career game at Det. (10/16) and recorded 2 tackles.
- Caught his first career NFL pass by hauling in an 18-yd. recept. from QB Alex Smith on 3rd and 3, setting up a 26-yd. FG by David Akers to clinch the 20-10 win vs. Cle. (10/30). He also recovered a fumble on defense in the 1st qtr. which led to a 49ers TD after LB Ahmad Brooks stripped the ball away on the opening drive.
- Tied a career-high with 8 stops and tallied 2 QB pressures and 1 TFL at Bal. (11/24).
- Helped limit the Rams to just 31 yds. rushing without allowing a rushing first down vs. StL (12/4). This marked the first time the 49ers defense did not allow a rushing first down since 11/29/10 at Arz.

// GOLDMINE

- Growing up in American Samoa, Isaac's first sport was rugby. Part of his conditioning routine was to strengthen his arms by lifting bags filled with coconuts and logs from harvested trees. His leg workout was also geographically oriented. Said Isaac, "Have you ever seen a 325-pound guy climb a coconut tree?"
- The youngest boy in his family, Isaac didn't have the easiest childhood, but he credits his brothers for shaping him into the man he is today. "I really thank my brothers for staying on me when we were growing up. Since I was the youngest, I was responsible for all of the chores. It was hard, but my brothers taught me the value of hard work and the success that can come of it." Today, Isaac takes pride in handling a bulk of the chores at home with his wife and four children.

// 2011 INJURY REPORT

- Inactive vs. TB (infection) on 10/9.

SOPOAGA'S GAME-BY-GAME

| 2011 | | | | | | | | | | | | | | |
|---------------|--------|-----|--------------|----------------------|-----------|-----------|------------|------------|----------|----------|----------|----------|----------|----------|
| Date | Opp | W/L | P/S | Tot | Sol | Ast | Sk | Yds | Int | Yds | PD | FF | FR | Yds |
| Sep 11 | Sea | W | 1/1 | 4 | 2 | 2 | 0.0 | 0.0 | 0 | 0 | 0 | 0 | 0 | 0 |
| Sep 18 | Dal | L | 1/1 | 6 | 2 | 4 | 0.0 | 0.0 | 0 | 0 | 0 | 0 | 0 | 0 |
| Sep 25 | at Cin | W | 1/1 | 6 | 4 | 2 | 0.0 | 0.0 | 0 | 0 | 0 | 0 | 0 | 0 |
| Oct 2 | at Phi | W | 1/1 | 1 | 0 | 1 | 0.0 | 0.0 | 0 | 0 | 0 | 0 | 0 | 0 |
| Oct 9 | TB | W | - | INACTIVE (Infection) | | | | - | - | - | - | - | - | - |
| Oct 16 | at Det | W | 1/1 | 2 | 1 | 1 | 0.0 | 0.0 | 0 | 0 | 0 | 0 | 0 | 0 |
| Oct 30 | Cle | W | 1/1 | 2 | 1 | 1 | 0.0 | 0.0 | 0 | 0 | 0 | 0 | 1 | 0 |
| Nov 6 | at Was | W | 1/1 | 3 | 1 | 2 | 0.0 | 0.0 | 0 | 0 | 0 | 0 | 0 | 0 |
| Nov 13 | NYG | W | 1/1 | 4 | 4 | 0 | 0.0 | 0.0 | 0 | 0 | 0 | 0 | 0 | 0 |
| Nov 20 | Arz | W | 1/1 | 2 | 0 | 2 | 0.0 | 0.0 | 0 | 0 | 0 | 0 | 0 | 0 |
| Nov 24 | at Bal | L | 1/1 | 8 | 6 | 2 | 0.0 | 0.0 | 0 | 0 | 0 | 0 | 0 | 0 |
| Dec 4 | StL | W | 1/1 | 5 | 3 | 2 | 0.0 | 0.0 | 0 | 0 | 0 | 0 | 0 | 0 |
| Dec 11 | at Arz | L | 1/1 | 5 | 4 | 1 | 0.0 | 0.0 | 0 | 0 | 0 | 0 | 0 | 0 |
| Dec 19 | Pit | W | 1/1 | 6 | 3 | 3 | 0.0 | 0.0 | 0 | 0 | 0 | 0 | 0 | 0 |
| Dec 24 | at Sea | W | 1/1 | 8 | 5 | 3 | 0.0 | 0.0 | 0 | 0 | 0 | 0 | 0 | 0 |
| Jan 1 | at StL | W | 1/1 | 6 | 3 | 3 | 0.0 | 0.0 | 0 | 0 | 0 | 0 | 0 | 0 |
| TOTALS | | | 15/15 | 68 | 39 | 29 | 0.0 | 0.0 | 0 | 0 | 0 | 0 | 1 | 0 |

2011 Postseason

| Date | Opp | W/L | P/S | Tot | Sol | Ast | Sk | Yds | Int | Yds | PD | FF | FR | Yds |
|---------------|-----|-----|------------|----------|----------|----------|------------|----------|----------|----------|----------|----------|----------|----------|
| Jan 14 | NO | W | 1/1 | 4 | 2 | 2 | 0.0 | 0 | 0 | 0 | 0 | 0 | 0 | 0 |
| Jan 22 | NYG | | | | | | | | | | | | | |
| TOTALS | | | 1/1 | 4 | 2 | 2 | 0.0 | 0 | 0 | 0 | 0 | 0 | 0 | 0 |

QB Hits: 7

TFL: 5

QB Pressures: Regular Season – 16; Postseason – 1



SOPOAGA'S CAREER STATISTICS

| YEAR | TEAM | GP | GS | TACKLES | | | | | INTERCEPTIONS | | | | | FUMBLES | | | |
|------------------------|------|------------|-----------|------------|------------|------------|------------|-------------|---------------|----------|----------|----------|----------|----------|----------|----------|----------|
| | | | | TOT | SOL | AST | SACKS | YDS | INT | YDS | LG | TD | PD | FF | FR | YDS | |
| 2004 | SF | – | – | – | – | | | | | | | | | | | | |
| INJURED RESERVE (Back) | | | | | | | | | – | – | – | – | – | – | – | – | |
| 2005 | SF | 16 | 1 | 28 | 18 | 10 | 0.0 | 0.0 | 0 | 0 | 0 | 0 | 1 | 0 | 0 | 0 | 0 |
| 2006 | SF | 15 | 2 | 28 | 18 | 10 | 1.5 | 7.5 | 0 | 0 | 0 | 0 | 3 | 1 | 1 | 0 | 0 |
| 2007 | SF | 16 | 5 | 58 | 27 | 31 | 1.5 | 10.0 | 0 | 0 | 0 | 0 | 1 | 0 | 0 | 0 | 0 |
| 2008 | SF | 16 | 15 | 66 | 40 | 26 | 1.0 | 7.0 | 0 | 0 | 0 | 0 | 1 | 0 | 0 | 0 | 0 |
| 2009 | SF | 16 | 16 | 69 | 33 | 36 | 1.0 | 8.0 | 0 | 0 | 0 | 0 | 1 | 0 | 0 | 0 | 0 |
| 2010 | SF | 16 | 16 | 75 | 40 | 35 | 1.5 | 9.5 | 0 | 0 | 0 | 0 | 1 | 0 | 0 | 0 | 0 |
| 2011 | SF | 15 | 15 | 68 | 39 | 29 | 0.0 | 0.0 | 0 | 0 | 0 | 0 | 0 | 0 | 1 | 0 | 0 |
| TOTALS | | 110 | 70 | 392 | 215 | 177 | 6.5 | 42.0 | 0 | 0 | 0 | 0 | 8 | 1 | 2 | 0 | 0 |

PLAYOFFS

| YEAR | TEAM | GP | GS | TACKLES | | | | | INTERCEPTIONS | | | | | FUMBLES | | | |
|---------------|------|----------|----------|----------|----------|----------|------------|------------|---------------|----------|----------|----------|----------|----------|----------|----------|----------|
| | | | | TOT | SOL | AST | SACKS | YDS | INT | YDS | LG | TD | PD | FF | FR | YDS | |
| 2011 | SF | 1 | 1 | 0 | 0 | 0 | 0.0 | 0.0 | 0 | 0 | 0 | 0 | 0 | 0 | 0 | 0 | 0 |
| TOTALS | | 1 | 1 | 0 | 0 | 0 | 0.0 | 0.0 | 0 | 0 | 0 | 0 | 0 | 0 | 0 | 0 | 0 |

Milestones:

NFL Debut: vs. STL (9/11/05); **First Start:** at Ten. (11/27/05); **100th Career Game:** at Det. (10/16/11); **First Sack:** vs. Phi. (9/24/06 – QB Donovan McNabb); **First FF:** vs. SD (10/15/06 – RB LaDainian Tomlinson); **First FR:** vs. STL (9/17/06 – QB Marc Bulger)

SOPOAGA'S CAREER HIGHS

Total Tackles: 8 (3 times) Last at Sea. (12/24/11)
Solo: 6 at Bal. (11/24/11)
Assists: 5 at SD (12/16/10)
Sacks: 1 (5 times) Last at SD (12/16/10)

Passes Defensed: 1 (8 times) Last vs. Den. (10/31/10)
Fumble Recoveries: 1 (2 times) Last vs. Cle. (10/30/11)
Receptions: 1 vs. Cle. (10/30/11)
Receiving Yards: 18 vs. Cle. (10/30/11)



// TRANSACTIONS

Originally the first of two 4th-round (104th pick overall) draft choices by SF in 2004...Signed a 5-year contract extension through the 2012 season on 2/27/08.

// AWARDS & HONORS

2010: *USA Today* All-Joe Team

// 2010

- Set a career-high with 75 tackles, while tying a career-high with 1.5 sacks.
- Saw action at FB in the 4th qtr. vs. Oak. (10/17) and cleared a running lane for RB Frank Gore to convert a 3rd and 2 play to seal the victory.
- Combined with DT Justin Smith to bring down QB Aaron Rodgers at GB (12/5).
- Sacked QB Philip Rivers at SD (12/16).

// 2009

- Helped hold the Cardinals to 40 yds. rushing on 17 carries (2.4 ypc.) at Arz. (9/13), tallying 4 tackles to go along with 1 PD.
- Registered 7 tackles at Min. (9/27).
- Sacked QB Peyton Manning at Ind. (11/1).

// 2008

- Had 1 PD and a season-high 6 tackles at NO (9/28).
- Registered 5 tackles and 1 sack vs. NE (10/5).

// 2007

- Started vs. Sea. (9/30) in nickel set, and vs. StL (11/18), at Arz. (11/25) and at Car. (12/2) in place of an injured DT Aubrayo Franklin (calf) at NT.
- Started at DT in a 4-3 alignment vs. Min. (12/9) and tallied 4 tackles.

// 2006

- Saw action along D-line vs. StL (9/17), recording 3 tackles and recovering a fumble on Rams' 17-yd. line in 4th qtr. when teammate DE Marques Douglas sacked QB Marc Bulger. Fumble recovery yielded 4th-qtr. FG to put 49ers ahead 20-13.
- Posted 3 tackles and first career solo sack at Sea. (12/14), taking down QB Matt Hasselbeck in 3rd qtr. to force a Seattle punt.
- Made first start of season vs. Arz. (12/24) in place of DT Ron Fields (arm) and recorded a career-high 8 tackles.
- Started second consecutive game at Den. (12/31) and posted 3 tackles.

// 2005

- Made first career NFL start at Ten. (11/27) when DT Anthony Adams was moved from NT to LDE in place of injured DE Bryant Young (knee), and responded by recording 3 tackles.

// 2004

- Spent 2004 on IR due to a back injury suffered in training camp.

// COLLEGE

A mainstay on the D-line his last 2 seasons at Hawaii, posted 128 tackles, 2 FRs, 2 FFs and 3 PDs in 25 games with Warriors. First-team All-WAC selection in 2003 and second-team All-WAC choice in 2002. Played 2 years (1999-2000) at College of the Canyons (Santa Clarita, CA), where he was a two-time All-America selection for Cougars, as team won Western State Conference Championship both years. Named National Defensive POY and first-team all-state as a sophomore in 2001. Recorded national record 31 sacks as freshman in 2000.

// PERSONAL

- Prepped at Samoana (Pago Pago, American Samoa) HS, where he lettered twice in football and basketball, and once in baseball.
- Named league's defensive POY and earned first-team all-league honors in football, as a senior. Also earned first-team all-league honors and was a member of the league championship team, as a junior.
- Born Isaako Mikelancelot Sopoaga (9/4/81) in Fagasa, American Samoa.
- Resides in San Jose with his wife, Tumua, and their four children, Marcia, Valo, Isaako Jr. and Hatesa.
- Majored in sociology.

// INJURY REPORT

2004: Placed on injured reserve prior to the start of the season with a back injury suffered during training camp.



SOPOAGA'S GAME-BY-GAME

| 2004 | | | | | | | | | | | | | | |
|------|-----|-----|-----|-----|-----|-----|----|-----|-----|-----|----|----|----|-----|
| Date | Opp | W/L | P/S | Tot | Sol | Ast | Sk | Yds | Int | Yds | PD | FF | FR | Yds |

Placed on Injured Reserve on 9/5 (Back)

| 2005 | | | | | | | | | | | | | | |
|---------------|--------|-----|-------------|-----------|-----------|-----------|------------|------------|----------|----------|----------|----------|----------|----------|
| Date | Opp | W/L | P/S | Tot | Sol | Ast | Sk | Yds | Int | Yds | PD | FF | FR | Yds |
| Sep 11 | StL | W | 1/0 | 2 | 2 | 0 | 0.0 | 0.0 | 0 | 0 | 0 | 0 | 0 | 0 |
| Sep 18 | at Phi | L | 1/0 | 1 | 1 | 0 | 0.0 | 0.0 | 0 | 0 | 0 | 0 | 0 | 0 |
| Sep 25 | Dal | L | 1/0 | 2 | 0 | 2 | 0.0 | 0.0 | 0 | 0 | 0 | 0 | 0 | 0 |
| Oct 2 | at Arz | L | 1/0 | 2 | 2 | 0 | 0.0 | 0.0 | 0 | 0 | 0 | 0 | 0 | 0 |
| Oct 9 | Ind | L | 1/0 | 3 | 3 | 0 | 0.0 | 0.0 | 0 | 0 | 0 | 0 | 0 | 0 |
| Oct 23 | at Was | L | 1/0 | 1 | 1 | 0 | 0.0 | 0.0 | 0 | 0 | 0 | 0 | 0 | 0 |
| Oct 30 | TB | W | 1/0 | 2 | 1 | 1 | 0.0 | 0.0 | 0 | 0 | 0 | 0 | 0 | 0 |
| Nov 6 | NYG | L | 1/0 | 0 | 0 | 0 | 0.0 | 0.0 | 0 | 0 | 0 | 0 | 0 | 0 |
| Nov 13 | at Chi | L | 1/0 | 1 | 1 | 0 | 0.0 | 0.0 | 0 | 0 | 0 | 0 | 0 | 0 |
| Nov 20 | Sea | L | 1/0 | 1 | 0 | 1 | 0.0 | 0.0 | 0 | 0 | 0 | 0 | 0 | 0 |
| Nov 27 | at Ten | L | 1/1 | 3 | 3 | 0 | 0.0 | 0.0 | 0 | 0 | 0 | 0 | 0 | 0 |
| Dec 4 | Arz | L | 1/0 | 2 | 2 | 0 | 0.0 | 0.0 | 0 | 0 | 1 | 0 | 0 | 0 |
| Dec 11 | at Sea | L | 1/0 | 3 | 1 | 2 | 0.0 | 0.0 | 0 | 0 | 0 | 0 | 0 | 0 |
| Dec 18 | at Jac | L | 1/0 | 1 | 0 | 1 | 0.0 | 0.0 | 0 | 0 | 0 | 0 | 0 | 0 |
| Dec 24 | at StL | W | 1/0 | 2 | 0 | 2 | 0.0 | 0.0 | 0 | 0 | 0 | 0 | 0 | 0 |
| Jan 1 | Hou | W | 1/0 | 2 | 1 | 1 | 0.0 | 0.0 | 0 | 0 | 0 | 0 | 0 | 0 |
| TOTALS | | | 16/1 | 28 | 18 | 10 | 0.0 | 0.0 | 0 | 0 | 1 | 0 | 0 | 0 |

| 2006 | | | | | | | | | | | | | | |
|---------------|--------|-----|-------------|-----------|-----------|-----------|------------|------------|----------|----------|----------|----------|----------|----------|
| Date | Opp | W/L | P/S | Tot | Sol | Ast | Sk | Yds | Int | Yds | PD | FF | FR | Yds |
| Sep 10 | at Arz | L | 1/0 | 1 | 1 | 0 | 0.0 | 0.0 | 0 | 0 | 1 | 0 | 0 | 0 |
| Sep 17 | StL | W | 1/0 | 3 | 2 | 1 | 0.0 | 0.0 | 0 | 0 | 0 | 0 | 1 | 0 |
| Sep 24 | Phi | L | 1/0 | 0 | 0 | 0 | 0.5 | 4.5 | 0 | 0 | 1 | 0 | 0 | 0 |
| Oct 1 | at KC | L | 1/0 | 0 | 0 | 0 | 0.0 | 0.0 | 0 | 0 | 0 | 0 | 0 | 0 |
| Oct 8 | Oak | W | 1/0 | 0 | 0 | 0 | 0.0 | 0.0 | 0 | 0 | 0 | 0 | 0 | 0 |
| Oct 15 | SD | L | 1/0 | 0 | 0 | 0 | 0.0 | 0.0 | 0 | 0 | 0 | 1 | 0 | 0 |
| Oct 29 | at Chi | L | - | - | - | - | - | - | - | - | - | - | - | - |
| Nov 5 | Min | W | 1/0 | 2 | 1 | 1 | 0.0 | 0.0 | 0 | 0 | 0 | 0 | 0 | 0 |
| Nov 12 | at Det | W | 1/0 | 0 | 0 | 0 | 0.0 | 0.0 | 0 | 0 | 0 | 0 | 0 | 0 |
| Nov 19 | Sea | W | 1/0 | 2 | 2 | 0 | 0.0 | 0.0 | 0 | 0 | 0 | 0 | 0 | 0 |
| Nov 26 | at StL | L | 1/0 | 1 | 1 | 0 | 0.0 | 0.0 | 0 | 0 | 1 | 0 | 0 | 0 |
| Dec 3 | at NO | L | 1/0 | 2 | 2 | 0 | 0.0 | 0.0 | 0 | 0 | 0 | 0 | 0 | 0 |
| Dec 10 | GB | L | 1/0 | 3 | 1 | 2 | 0.0 | 0.0 | 0 | 0 | 0 | 0 | 0 | 0 |
| Dec 14 | at Sea | W | 1/0 | 3 | 1 | 2 | 1.0 | 3.0 | 0 | 0 | 0 | 0 | 0 | 0 |
| Dec 24 | Arz | L | 1/1 | 8 | 5 | 3 | 0.0 | 0.0 | 0 | 0 | 0 | 0 | 0 | 0 |
| Dec 31 | at Den | W | 1/1 | 3 | 2 | 1 | 0.0 | 0.0 | 0 | 0 | 0 | 0 | 0 | 0 |
| TOTALS | | | 15/2 | 28 | 18 | 10 | 1.5 | 7.5 | 0 | 0 | 3 | 1 | 1 | 0 |

| 2007 | | | | | | | | | | | | | | |
|---------------|--------|-----|-------------|-----------|-----------|-----------|------------|-------------|----------|----------|----------|----------|----------|----------|
| Date | Opp | W/L | P/S | Tot | Sol | Ast | Sk | Yds | Int | Yds | PD | FF | FR | Yds |
| Sep 10 | Arz | W | 1/0 | 4 | 1 | 3 | 0.0 | 0.0 | 0 | 0 | 0 | 0 | 0 | 0 |
| Sep 16 | at StL | W | 1/0 | 4 | 3 | 1 | 0.5 | 3.0 | 0 | 0 | 0 | 0 | 0 | 0 |
| Sep 23 | at Pit | L | 1/0 | 4 | 2 | 2 | 0.0 | 0.0 | 0 | 0 | 0 | 0 | 0 | 0 |
| Sep 30 | Sea | L | 1/1 | 3 | 2 | 1 | 0.0 | 0.0 | 0 | 0 | 0 | 0 | 0 | 0 |
| Oct 7 | Bal | L | 1/0 | 3 | 2 | 1 | 0.0 | 0.0 | 0 | 0 | 0 | 0 | 0 | 0 |
| Oct 21 | at NYG | L | 1/0 | 3 | 1 | 2 | 0.0 | 0.0 | 0 | 0 | 0 | 0 | 0 | 0 |
| Oct 28 | NO | L | 1/0 | 3 | 1 | 2 | 0.0 | 0.0 | 0 | 0 | 0 | 0 | 0 | 0 |
| Nov 4 | at Atl | L | 1/0 | 2 | 0 | 2 | 0.0 | 0.0 | 0 | 0 | 0 | 0 | 0 | 0 |
| Nov 12 | at Sea | L | 1/0 | 4 | 3 | 1 | 0.0 | 0.0 | 0 | 0 | 1 | 0 | 0 | 0 |
| Nov 18 | StL | L | 1/1 | 6 | 3 | 3 | 0.0 | 0.0 | 0 | 0 | 0 | 0 | 0 | 0 |
| Nov 25 | at Arz | W | 1/1 | 5 | 3 | 2 | 0.0 | 0.0 | 0 | 0 | 0 | 0 | 0 | 0 |
| Dec 2 | at Car | L | 1/1 | 4 | 1 | 3 | 1.0 | 7.0 | 0 | 0 | 0 | 0 | 0 | 0 |
| Dec 9 | Min | L | 1/1 | 4 | 3 | 1 | 0.0 | 0.0 | 0 | 0 | 0 | 0 | 0 | 0 |
| Dec 15 | Cin | W | 1/0 | 3 | 0 | 3 | 0.0 | 0.0 | 0 | 0 | 0 | 0 | 0 | 0 |
| Dec 23 | TB | W | 1/0 | 2 | 0 | 2 | 0.0 | 0.0 | 0 | 0 | 0 | 0 | 0 | 0 |
| Dec 30 | at Cle | L | 1/0 | 4 | 2 | 2 | 0.0 | 0.0 | 0 | 0 | 0 | 0 | 0 | 0 |
| TOTALS | | | 16/5 | 58 | 27 | 31 | 1.5 | 10.0 | 0 | 0 | 1 | 0 | 0 | 0 |

| 2008 | | | | | | | | | | | | | | |
|---------------|--------|-----|--------------|-----------|-----------|-----------|------------|------------|----------|----------|----------|----------|----------|----------|
| Date | Opp | W/L | P/S | Tot | Sol | Ast | Sk | Yds | Int | Yds | PD | FF | FR | Yds |
| Sep 7 | Arz | L | 1/1 | 5 | 3 | 2 | 0.0 | 0.0 | 0 | 0 | 0 | 0 | 0 | 0 |
| Sep 14 | at Sea | W | 1/1 | 3 | 1 | 2 | 0.0 | 0.0 | 0 | 0 | 0 | 0 | 0 | 0 |
| Sep 21 | Det | W | 1/1 | 5 | 4 | 1 | 0.0 | 0.0 | 0 | 0 | 0 | 0 | 0 | 0 |
| Sep 28 | at NO | L | 1/1 | 6 | 3 | 3 | 0.0 | 0.0 | 0 | 0 | 0 | 0 | 0 | 0 |
| Oct 5 | NE | L | 1/1 | 5 | 3 | 2 | 1.0 | 7.0 | 0 | 0 | 0 | 0 | 0 | 0 |
| Oct 12 | Phi | L | 1/1 | 4 | 2 | 1 | 0.0 | 0.0 | 0 | 0 | 0 | 0 | 0 | 0 |
| Oct 19 | at NYG | L | 1/1 | 4 | 3 | 2 | 0.0 | 0.0 | 0 | 0 | 1 | 0 | 0 | 0 |
| Oct 26 | Sea | L | 1/1 | 4 | 3 | 1 | 0.0 | 0.0 | 0 | 0 | 0 | 0 | 0 | 0 |
| Nov 10 | at Arz | L | 1/1 | 4 | 2 | 1 | 0.0 | 0.0 | 0 | 0 | 0 | 0 | 0 | 0 |
| Nov 16 | StL | W | 1/0 | 3 | 2 | 1 | 0.0 | 0.0 | 0 | 0 | 0 | 0 | 0 | 0 |
| Nov 23 | at Dal | L | 1/1 | 4 | 2 | 2 | 0.0 | 0.0 | 0 | 0 | 0 | 0 | 0 | 0 |
| Nov 30 | at Buf | W | 1/1 | 3 | 2 | 1 | 0.0 | 0.0 | 0 | 0 | 0 | 0 | 0 | 0 |
| Dec 7 | NYJ | W | 1/1 | 4 | 1 | 2 | 0.0 | 0.0 | 0 | 0 | 0 | 0 | 0 | 0 |
| Dec 14 | at Mia | L | 1/1 | 3 | 1 | 2 | 0.0 | 0.0 | 0 | 0 | 0 | 0 | 0 | 0 |
| Dec 21 | at StL | W | 1/1 | 4 | 3 | 1 | 0.0 | 0.0 | 0 | 0 | 0 | 0 | 0 | 0 |
| Dec 28 | Was | W | 1/1 | 5 | 5 | 2 | 0.0 | 0.0 | 0 | 0 | 0 | 0 | 0 | 0 |
| TOTALS | | | 16/15 | 66 | 40 | 26 | 1.0 | 7.0 | 0 | 0 | 1 | 0 | 0 | 0 |

| 2009 | | | | | | | | | | | | | | |
|---------------|--------|-----|--------------|-----------|-----------|-----------|------------|------------|----------|----------|----------|----------|----------|----------|
| Date | Opp | W/L | P/S | Tot | Sol | Ast | Sk | Yds | Int | Yds | PD | FF | FR | Yds |
| Sep 13 | at Arz | W | 1/1 | 4 | 2 | 2 | 0.0 | 0.0 | 0 | 0 | 1 | 0 | 0 | 0 |
| Sep 20 | Sea | W | 1/1 | 3 | 2 | 1 | 0.0 | 0.0 | 0 | 0 | 0 | 0 | 0 | 0 |
| Sep 27 | at Min | L | 1/1 | 7 | 3 | 4 | 0.0 | 0.0 | 0 | 0 | 0 | 0 | 0 | 0 |
| Oct 4 | StL | W | 1/1 | 3 | 0 | 3 | 0.0 | 0.0 | 0 | 0 | 0 | 0 | 0 | 0 |
| Oct 11 | Atl | L | 1/1 | 4 | 1 | 3 | 0.0 | 0.0 | 0 | 0 | 0 | 0 | 0 | 0 |
| Oct 25 | at Hou | L | 1/1 | 4 | 2 | 2 | 0.0 | 0.0 | 0 | 0 | 0 | 0 | 0 | 0 |
| Nov 1 | at Ind | L | 1/1 | 6 | 4 | 2 | 1.0 | 8.0 | 0 | 0 | 0 | 0 | 0 | 0 |
| Nov 8 | Ten | L | 1/1 | 5 | 4 | 1 | 0.0 | 0.0 | 0 | 0 | 0 | 0 | 0 | 0 |
| Nov 12 | Chi | W | 1/1 | 5 | 1 | 4 | 0.0 | 0.0 | 0 | 0 | 0 | 0 | 0 | 0 |
| Nov 22 | at GB | L | 1/1 | 3 | 1 | 2 | 0.0 | 0.0 | 0 | 0 | 0 | 0 | 0 | 0 |
| Nov 29 | Jax | W | 1/1 | 4 | 1 | 3 | 0.0 | 0.0 | 0 | 0 | 0 | 0 | 0 | 0 |
| Dec 6 | at Sea | L | 1/1 | 4 | 3 | 1 | 0.0 | 0.0 | 0 | 0 | 0 | 0 | 0 | 0 |
| Dec 14 | Arz | W | 1/1 | 3 | 1 | 2 | 0.0 | 0.0 | 0 | 0 | 0 | 0 | 0 | 0 |
| Dec 20 | at Phi | L | 1/1 | 3 | 3 | 0 | 0.0 | 0.0 | 0 | 0 | 0 | 0 | 0 | 0 |
| Dec 27 | Det | W | 1/1 | 6 | 2 | 4 | 0.0 | 0.0 | 0 | 0 | 0 | 0 | 0 | 0 |
| Jan 3 | at StL | W | 1/1 | 5 | 3 | 2 | 0.0 | 0.0 | 0 | 0 | 0 | 0 | 0 | 0 |
| TOTALS | | | 16/16 | 69 | 33 | 36 | 1.0 | 8.0 | 0 | 0 | 1 | 0 | 0 | 0 |

| 2010 | | | | | | | | | | | | | | |
|---------------|--------|-----|-----------|-----|-----|-----|-----|-----|-----|-----|----|----|----|-----|
| Date | Opp | W/L | P/S | Tot | Sol | Ast | Sk | Yds | Int | Yds | PD | FF | FR | Yds |
| Sep 12 | at Sea | L | 1/1 | 3 | 3 | 0 | 0.0 | 0.0 | 0 | 0 | 0 | 0 | 0 | 0 |
| Sep 20 | NO | L | 1/1 | 7 | 3 | 4 | 0.0 | 0.0 | 0 | 0 | 0 | 0 | 0 | 0 |
| Sep 26 | at KC | L | 1/1 | 4 | 3 | 1 | 0.0 | 0.0 | 0 | 0 | 0 | 0 | 0 | 0 |
| Oct 3 | at Atl | L | 1/1 | 4 | 3 | 1 | 0.0 | 0.0 | 0 | 0 | 0 | 0 | 0 | 0 |
| Oct 10 | Phi | L | 1/1 | 4 | 3 | 1 | 0.0 | 0.0 | 0 | 0 | 0 | 0 | 0 | 0 |
| Oct 17 | Oak | W | 1/1 | 4 | 4 | 0 | 0.0 | 0.0 | 0 | 0 | 0 | 0 | 0 | 0 |
| Oct 24 | at Car | L | 1/1 | 5 | 3 | 2 | 0.0 | 0.0 | 0 | 0 | 0 | 0 | 0 | 0 |
| Oct 31 | Den | W | 1/1 | 3 | 2 | 1 | 0.0 | 0.0 | 0 | 0 | 1 | 0 | 0 | 0 |
| Nov 14 | StL | W | 1/1 | 5 | 2 | 3 | 0.0 | 0.0 | 0 | 0 | 0 | 0 | 0 | 0 |
| Nov 21 | TB | L | 1/1 | 4 | 2 | 2 | 0.0 | 0.0 | 0 | 0 | 0 | 0 | 0 | 0 |
| Nov 29 | at Arz | W | 1/1 | 3 | 1 | 2 | 0.0 | 0.0 | 0 | 0 | 0 | 0 | 0 | 0 |
| Dec 5 | at GB | L | 1/1 | 6 | 3 | 3 | 0.5 | 2.5 | 0 | 0 | 0 | 0 | 0 | 0 |
| Dec 12 | Sea | W | 1/1 | 5 | 2 | 3 | 0.0 | 0.0 | 0 | 0 | 0 | 0 | 0 | 0 |
| Dec 16 | at SD | L | 1/1 | 7 | 2 | 5 | 1.0 | 7.0 | 0 | 0 | 0 | 0 | 0 | 0 |
| Dec 26 | at StL | L | 1/1 | 6 | 2 | 4 | 0.0 | 0.0 | 0 | 0 | 0 | 0 | 0 | 0 |
| Jan 2 | Arz | W | 1/1 | 5 | 2 | 3 | 0.0 | 0.0 | 0 | 0 | 0 | 0 | 0 | 0 |
| TOTALS | | | 16 | | | | | | | | | | | |



36

SHAWNTAE SPENCER

| CORNERBACK



6-1 | 190 | PITTSBURGH | 8TH YEAR | BORN 2.22.82 | RANKIN, PA
ACQUIRED D-2B IN '04 | WOODLAND HILLS HS, PITTSBURGH, PA

A physical and cagey cornerback, Shawntae Spencer provides the 49ers with a smooth and steady playmaker in the defensive backfield. After suffering a season-ending knee injury in 2008, Spencer rebounded in 2009 to claim the starting left corner role and later earn the Ed Block Courage Award. The savvy veteran was one of only 12 NFL cornerbacks to start all 32 games over the past two seasons (2009-10). A native of Pittsburgh, Spencer calls upon the attitude and toughness of his hometown to help him overcome adversity on and off the field.

// GOLDMINE

• Youth sports were always important to Shawntae when he was growing up in Pittsburgh. But over the years, the number of volunteers declined, as did the options for the kids. To help solve this problem, Shawntae is working on building a YMCA in downtown Pittsburgh. "I want it to be a safe-haven, a hub for kids where they can go after school, where they can go whether they're playing sports or not. We will provide kids with tutoring assistance, a mentoring program and give them someone they can talk with. We will also work with youth sports. I want to make the sports in the community free for the kids. A lot of times, kids can't play because their parents can't afford it. I just want them to be able to show up and participate in whatever activities they want." Looking to not only impact his hometown, Shawntae is also looking at building a YMCA in the Bay Area, his home since being drafted by the 49ers in 2004. "Once I get this YMCA going in Pittsburgh, I want to build one in the Bay Area, focusing on a poverty stricken area - some place where the kids don't have many options of things to do when they get out of school. I want to try to keep the kids off the street corners and give them some options as far as sports and activities that won't cost them too much money."

// 2011 INJURY REPORT

- Inactive (toe) at Was. (11/6) and vs. NYG (11/13).

SPENCER'S GAME-BY-GAME

2011

| Date | Opp | W/L | P/S | Tot | Sol | Ast | Sk | Yds | Int | Yds | PD | FF | FR | Yds |
|---------------|--------|-----|------------|----------|----------|----------|------------|------------|----------|----------|----------|----------|----------|----------|
| Sep 11 | Sea | W | 1/0 | 0 | 0 | 0 | 0.0 | 0.0 | 0 | 0 | 0 | 0 | 0 | 0 |
| Sep 18 | Dal | L | 1/0 | 0 | 0 | 0 | 0.0 | 0.0 | 0 | 0 | 0 | 0 | 0 | 0 |
| Sep 25 | at Cin | W | 1/0 | 1 | 1 | 0 | 0.0 | 0.0 | 0 | 0 | 1 | 0 | 0 | 0 |
| Oct 2 | at Phi | W | 1/0 | 5 | 4 | 1 | 0.0 | 0.0 | 0 | 0 | 0 | 0 | 0 | 0 |
| Oct 9 | TB | W | - | - | - | - | - | - | - | - | - | - | - | - |
| Oct 16 | at Det | W | 1/0 | 0 | 0 | 0 | 0.0 | 0.0 | 0 | 0 | 0 | 0 | 0 | 0 |
| Oct 30 | Cle | W | - | - | - | - | - | - | - | - | - | - | - | - |
| Nov 6 | at Was | W | - | - | - | - | - | - | - | - | - | - | - | - |
| Nov 13 | NYG | W | - | - | - | - | - | - | - | - | - | - | - | - |
| Nov 20 | Arz | W | 1/0 | 0 | 0 | 0 | 0.0 | 0.0 | 0 | 0 | 0 | 0 | 0 | 0 |
| Nov 24 | at Bal | L | - | - | - | - | - | - | - | - | - | - | - | - |
| Dec 4 | StL | W | - | - | - | - | - | - | - | - | - | - | - | - |
| Dec 11 | at Arz | L | 1/0 | 0 | 0 | 0 | 0.0 | 0.0 | 0 | 0 | 0 | 0 | 0 | 0 |
| Dec 19 | Pit | W | 1/0 | 1 | 1 | 0 | 0.0 | 0.0 | 0 | 0 | 0 | 0 | 0 | 0 |
| Dec 24 | at Sea | W | 1/0 | 0 | 0 | 0 | 0.0 | 0.0 | 0 | 0 | 0 | 0 | 0 | 0 |
| Jan 1 | at StL | W | - | - | - | - | - | - | - | - | - | - | - | - |
| TOTALS | | | 9/0 | 7 | 6 | 1 | 0.0 | 0.0 | 0 | 0 | 1 | 0 | 0 | 0 |

2011 Postseason

| Date | Opp | W/L | P/S | Tot | Sol | Ast | Sk | Yds | Int | Yds | PD | FF | FR | Yds |
|---------------|-----|-----|------------|----------|----------|----------|------------|------------|----------|----------|----------|----------|----------|----------|
| Jan 14 | NO | W | - | - | - | - | - | - | - | - | - | - | - | - |
| Jan 22 | NYG | | | | | | | | | | | | | |
| TOTALS | | | 0/0 | 0 | 0 | 0 | 0.0 | 0.0 | 0 | 0 | 0 | 0 | 0 | 0 |



SPENCER'S CAREER STATISTICS

| YEAR | TEAM | GP | GS | TACKLES | | | | | INTERCEPTIONS | | | | | FUMBLES | | |
|---------------|------|-----------|-----------|------------|------------|-----------|------------|-------------|---------------|-----------|------------|----------|-----------|----------|----------|-----------|
| | | | | TOT | SOL | AST | SACKS | YDS | INT | YDS | LG | TD | PD | FF | FR | YDS |
| 2004 | SF | 16 | 12 | 66 | 57 | 9 | 0.0 | 0.0 | 0 | 0 | 0 | 0 | 7 | 1 | 0 | 0 |
| 2005 | SF | 15 | 14 | 76 | 69 | 7 | 0.0 | 0.0 | 4 | 85 | 61t | 1 | 19 | 0 | 0 | 0 |
| 2006 | SF | 13 | 13 | 74 | 62 | 12 | 2.0 | 11.0 | 1 | 0 | 0 | 0 | 9 | 1 | 2 | 11 |
| 2007 | SF | 11 | 1 | 31 | 27 | 4 | 0.0 | 0.0 | 1 | 0 | 0 | 0 | 3 | 0 | 0 | 0 |
| 2008 | SF | 2 | 0 | 3 | 3 | 0 | 0.0 | 0.0 | 0 | 0 | 0 | 0 | 0 | 0 | 0 | 0 |
| 2009 | SF | 16 | 16 | 62 | 53 | 9 | 0.0 | 0.0 | 2 | 2 | 2 | 0 | 10 | 0 | 0 | 0 |
| 2010 | SF | 16 | 16 | 57 | 42 | 15 | 0.5 | 6.0 | 3 | 0 | 0 | 0 | 9 | 1 | 1 | 0 |
| 2011 | SF | 9 | 0 | 7 | 6 | 1 | 0.0 | 0.0 | 0 | 0 | 0 | 0 | 1 | 0 | 0 | 0 |
| TOTALS | | 97 | 72 | 376 | 319 | 57 | 2.5 | 17.0 | 11 | 87 | 61t | 1 | 58 | 3 | 3 | 11 |

PLAYOFFS

| YEAR | TEAM | GP | GS | TACKLES | | | | | INTERCEPTIONS | | | | | FUMBLES | | |
|---------------|------|----------|----------|----------|----------|----------|------------|------------|---------------|----------|----------|----------|----------|----------|----------|----------|
| | | | | TOT | SOL | AST | SACKS | YDS | INT | YDS | LG | TD | PD | FF | FR | YDS |
| 2011 | SF | 0 | 0 | 0 | 0 | 0 | 0.0 | 0.0 | 0 | 0 | 0 | 0 | 0 | 0 | 0 | 0 |
| TOTALS | | 0 | 0 | 0 | 0 | 0 | 0.0 | 0.0 | 0 | 0 | 0 | 0 | 0 | 0 | 0 | 0 |

Additional Statistics:

Special Teams Tackles – 9: 2004 (2), 2005 (1), 2007 (4), 2008 (2)

Milestones:

NFL Debut: vs. Atl. (9/12/04); **First Start:** at Sea. (9/26/04); **50th Start:** at GB (11/22/09); **First INT:** at Ten. (11/27/05 – QB Steve McNair); **First INT Returned for a TD:** at Ten. (11/27/05 – 61-yd. return off QB Steve McNair); **First FF:** vs. Buf. (12/26/04 – RB Willis McGahee); **First FR:** vs. Phi (9/24/06 – WR Greg Lewis)

SPENCER'S CAREER HIGHS

Total Tackles: 10 at Arz. (12/12/04)

Passes Defensed: 5 at Ten. (11/27/05)

INTs: 1 (11 times) Last at Den. (10/31/10)

INT Long: 61 at Ten. (11/27/05)

TDs: 1 at Ten. (11/27/05)

Sacks: 1 (2 times) Last at Den. (12/31/06)



// TRANSACTIONS

Originally the second of two 2nd-round (58th pick overall) draft choices by SF in 2004...Signed a 5-year extension through the 2012 season on 9/2/06.

// AWARDS & HONORS

2009: Ed Block Courage Award

// 2010

- Recorded his second INT of the season off a QB Matt Ryan pass deep in 49ers territory at Atl. (10/3), giving him an INT in consecutive games for the first time in his career, after picking off QB Matt Cassel at KC (9/26).
- Forced and recovered a fumble after a hit on WR Steve Smith at Car. (10/24), which led to a 49ers FG to tie the game, 13-13, early in the 4th qtr.
- Picked off QB Kyle Orton late in the 4th qtr. to seal a 49ers win vs. Den. (10/31).
- Combined with LB Manny Lawson to bring down QB John Skelton for a sack on the first series of the game vs. Arz. (1/2/11).

// 2009

- Ranked second on the team with 10 PDs.
- Helped limit Arizona WRs Larry Fitzgerald and Anquan Boldin to just 90 yds. receiving at Arz. (9/13) in his first start since sustaining a season-ending knee injury in 2008.
- Picked off QB Brett Favre on a tip by S Dashon Goldson at Min. (9/27).
- Helped limit WR Andre Johnson to 62 yds. receiving on 2 receipts. at Hou. (10/25).
- Held QB Kurt Warner to a season-low 178 passing yds. and a 44.9 QB rating vs. Arz. (12/14), marking the first time Warner hadn't thrown a TD pass during the season.
- Intercepted QB Donovan McNabb in the endzone at Phi. (12/20).

// 2008

- Saw action in nickel package at Sea. (9/14) before leaving game with a knee injury.
- Underwent knee surgery (9/23) and was placed on IR (10/16).

// 2007

- Served primarily as team's nickel back.
- In season-opener on MNF vs. Arz. (9/10), recorded 3 tackles and intercepted a QB Matt Leinart pass late in 4th qtr., sealing a 20-17 victory with :16 left.
- Started at Atl. (11/4) in place of Walt Harris (knee) and recorded 4 tackles.
- Sidelined for final 5 contests of season with a quad injury suffered at Arz. (11/25).

// 2006

- Tallied 3 tackles, 2 PDs, 1.0 sack and 1 FF at Det. (11/12). Forced QB Jon Kitna to fumble on a sack, which was recovered by DE Marques Douglas.
- Returned to starting lineup at Sea. (12/14) and tallied 8 tackles, 2 PDs and 1 INT.

// 2005

- Posted career-highs in tackles (76), PDs (19) and INTs (4) at RCB.
- Recorded a career-high 5 PDs, which included an INT of QB Steve McNair that he returned 61 yds. for first career TD at Ten. (11/27).
- Hauled in team-leading 4th INT early in 4th qtr. to go along with 5 tackles at StL (12/24).

// 2004

- Saw action in first career game vs. Atl. (9/12), recording 4 tackles.
- Recorded first career start at RCB, registering 6 tackles and 2 PDs at Sea. (9/26).
- Notched a career-high 10 tackles at Arz. (12/12).

// COLLEGE

Competed in 48 games, totaling 203 tackles, 4 FFs, 4 FRs, 8 INTs and a school record 53 PDs. Named "Chairman of the Board" by coaching staff for dedication and leadership (2nd consecutive year he received this honor), as a senior. Started every game at LCB, ranking 3rd on team with a career-high 82 tackles to go along with 2 INTs, 10 PDs, 2 FF and 2 FRs. Played in every game as a junior, starting at LCB. Totaled 51 tackles, 3 INTs, 2 FRs, 1 FF and 10 PDs. Played in every game during sophomore campaign, leading the Big East and tying school record with 17 PDs. Freshman All-America selection as he played in every game, starting 8 contests and recording 45 tackles, 2 INTs and a team-high 15 PDs.

// PERSONAL

- Prepped at Woodland Hills (PA) HS, where he helped team to a 22-4 record over his final 2 seasons, including a 13-1 mark in 1999 and a 9-3 record in 1998.
- Began senior year in secondary, but moved to starting QB later in year. Rushed 43 times for 154 yds. with 4 TDs, completed 30 of 77 passes for 543 yds. with 5 TDs, and recorded 56 tackles, 3 INTs and 1 FR on defense.
- Also lettered twice in track, finishing 2nd in WPIAL and 6th at state championships in long jump as junior.
- Born Shawntae Spencer (2/22/82) in Rankin, PA.
- Majored in economics.

// INJURY REPORT

2005: Inactive at Jax. (12/18) with an injury to his quad.

2006: Missed 3 games [at StL (11/26), at NO (12/3) and vs. GB (12/10) with an ankle injury.

2007: Inactive for the final 5 games of the regular season [at Car. (12/2), vs. Min. (12/9), vs. Cin. (12/15), vs. TB (12/23) and at Cle. (12/30) with a quad injury.

2008: Suffered a knee injury at Sea. (9/14) and missed the following 4 games [vs. Det. (9/21), at NO (9/28), vs. NE (10/5) and vs. Phi. (10/12)] before being placed on injured reserve on 10/16.



SPENCER'S GAME-BY-GAME

2004

| Date | Opp | W/L | P/S | Tot | Sol | Ast | Sk | Yds | Int | Yds | PD | FF | FR | Yds |
|---------------|--------|-----|--------------|-----------|-----------|----------|------------|------------|----------|----------|----------|----------|----------|----------|
| Sep 12 | Atl | L | 1/0 | 4 | 3 | 1 | 0.0 | 0.0 | 0 | 0 | 0 | 0 | 0 | 0 |
| Sep 19 | at NO | L | 1/0 | 2 | 2 | 0 | 0.0 | 0.0 | 0 | 0 | 0 | 0 | 0 | 0 |
| Sep 26 | at Sea | L | 1/1 | 6 | 5 | 1 | 0.0 | 0.0 | 0 | 0 | 2 | 0 | 0 | 0 |
| Oct 3 | StL | L | 1/0 | 1 | 1 | 0 | 0.0 | 0.0 | 0 | 0 | 0 | 0 | 0 | 0 |
| Oct 10 | Arz | W | 1/1 | 6 | 6 | 0 | 0.0 | 0.0 | 0 | 0 | 1 | 0 | 0 | 0 |
| Oct 17 | at NYJ | L | 1/1 | 6 | 4 | 2 | 0.0 | 0.0 | 0 | 0 | 0 | 0 | 0 | 0 |
| Oct 31 | at Chi | L | 1/1 | 3 | 3 | 0 | 0.0 | 0.0 | 0 | 0 | 0 | 0 | 0 | 0 |
| Nov 7 | Sea | L | 1/1 | 3 | 3 | 0 | 0.0 | 0.0 | 0 | 0 | 1 | 0 | 0 | 0 |
| Nov 14 | Car | L | 1/0 | 0 | 0 | 0 | 0.0 | 0.0 | 0 | 0 | 0 | 0 | 0 | 0 |
| Nov 21 | at TB | L | 1/1 | 6 | 5 | 1 | 0.0 | 0.0 | 0 | 0 | 0 | 0 | 0 | 0 |
| Nov 28 | Mia | L | 1/1 | 3 | 3 | 0 | 0.0 | 0.0 | 0 | 0 | 0 | 0 | 0 | 0 |
| Dec 5 | at StL | L | 1/1 | 4 | 3 | 1 | 0.0 | 0.0 | 0 | 0 | 0 | 0 | 0 | 0 |
| Dec 12 | at Arz | W | 1/1 | 10 | 9 | 1 | 0.0 | 0.0 | 0 | 0 | 0 | 0 | 0 | 0 |
| Dec 18 | Was | L | 1/1 | 2 | 2 | 0 | 0.0 | 0.0 | 0 | 0 | 0 | 0 | 0 | 0 |
| Dec 26 | Buf | L | 1/1 | 8 | 6 | 2 | 0.0 | 0.0 | 0 | 0 | 1 | 1 | 0 | 0 |
| Jan 2 | at NE | L | 1/1 | 2 | 2 | 0 | 0.0 | 0.0 | 0 | 0 | 2 | 0 | 0 | 0 |
| TOTALS | | | 16/12 | 66 | 57 | 9 | 0.0 | 0.0 | 0 | 0 | 7 | 1 | 0 | 0 |

2005

| Date | Opp | W/L | P/S | Tot | Sol | Ast | Sk | Yds | Int | Yds | PD | FF | FR | Yds |
|---------------|--------|-----|--------------|-----------|-----------|----------|-----------------|------------|----------|-----------|-----------|----------|----------|----------|
| Sep 11 | StL | W | 1/1 | 3 | 2 | 1 | 0.0 | 0.0 | 0 | 0 | 2 | 0 | 0 | 0 |
| Sep 18 | at Phi | L | 1/1 | 3 | 3 | 0 | 0.0 | 0.0 | 0 | 0 | 3 | 0 | 0 | 0 |
| Sep 25 | Dal | L | 1/1 | 5 | 5 | 0 | 0.0 | 0.0 | 0 | 0 | 0 | 0 | 0 | 0 |
| Oct 2 | at Arz | L | 1/1 | 6 | 6 | 0 | 0.0 | 0.0 | 0 | 0 | 0 | 0 | 0 | 0 |
| Oct 9 | Ind | L | 1/1 | 7 | 6 | 1 | 0.0 | 0.0 | 0 | 0 | 0 | 0 | 0 | 0 |
| Oct 23 | at Was | L | 1/1 | 8 | 7 | 1 | 0.0 | 0.0 | 0 | 0 | 0 | 0 | 0 | 0 |
| Oct 30 | TB | W | 1/1 | 4 | 3 | 1 | 0.0 | 0.0 | 1 | 24 | 1 | 0 | 0 | 0 |
| Nov 6 | NYG | L | 1/1 | 9 | 8 | 1 | 0.0 | 0.0 | 0 | 0 | 2 | 0 | 0 | 0 |
| Nov 13 | at Chi | L | 1/1 | 2 | 2 | 0 | 0.0 | 0.0 | 1 | 0 | 1 | 0 | 0 | 0 |
| Nov 20 | Sea | L | 1/1 | 3 | 3 | 0 | 0.0 | 0.0 | 0 | 0 | 0 | 0 | 0 | 0 |
| Nov 27 | at Ten | L | 1/1 | 4 | 4 | 0 | 0.0 | 0.0 | 1 | 61t | 5 | 0 | 0 | 0 |
| Dec 4 | Arz | L | 1/1 | 4 | 4 | 0 | 0.0 | 0.0 | 0 | 0 | 1 | 0 | 0 | 0 |
| Dec 11 | at Sea | L | 1/1 | 8 | 8 | 0 | 0.0 | 0.0 | 0 | 0 | 2 | 0 | 0 | 0 |
| Dec 18 | at Jac | L | – | – | – | – | INACTIVE (Quad) | – | – | – | – | – | – | – |
| Dec 24 | at StL | W | 1/0 | 5 | 4 | 1 | 0.0 | 0.0 | 1 | 0 | 1 | 0 | 0 | 0 |
| Jan 1 | Hou | W | 1/1 | 5 | 4 | 1 | 0.0 | 0.0 | 0 | 0 | 1 | 0 | 0 | 0 |
| TOTALS | | | 15/14 | 76 | 69 | 7 | 0.0 | 0.0 | 4 | 85 | 19 | 0 | 0 | 0 |

2006

| Date | Opp | W/L | P/S | Tot | Sol | Ast | Sk | Yds | Int | Yds | PD | FF | FR | Yds |
|---------------|---------|-----|--------------|-----------|-----------|-----------|------------------|-------------|----------|----------|----------|----------|----------|-----------|
| Sep 10 | at Arz | L | 1/1 | 5 | 5 | 0 | 0.0 | 0.0 | 0 | 0 | 1 | 0 | 0 | 0 |
| Sep 17 | StL | W | 1/1 | 4 | 4 | 0 | 0.0 | 0.0 | 0 | 0 | 1 | 0 | 0 | 0 |
| Sep 24 | Phi | L | 1/1 | 7 | 7 | 0 | 0.0 | 0.0 | 0 | 0 | 0 | 0 | 1 | 0 |
| Oct 1 | at KC | L | 1/1 | 7 | 7 | 0 | 0.0 | 0.0 | 0 | 0 | 0 | 0 | 0 | 0 |
| Oct 8 | Oak | W | 1/1 | 5 | 4 | 1 | 0.0 | 0.0 | 0 | 0 | 0 | 0 | 0 | 0 |
| Oct 15 | SD | L | 1/1 | 7 | 7 | 0 | 0.0 | 0.0 | 0 | 0 | 1 | 0 | 0 | 0 |
| Oct 29 | at Chi | L | 1/1 | 6 | 5 | 1 | 0.0 | 0.0 | 0 | 0 | 0 | 0 | 0 | 0 |
| Nov 5 | Min | W | 1/1 | 9 | 5 | 4 | 0.0 | 0.0 | 0 | 0 | 0 | 0 | 1 | 11 |
| Nov 12 | at Det | W | 1/1 | 3 | 2 | 1 | 1.0 | 3.0 | 0 | 0 | 2 | 1 | 0 | 0 |
| Nov 19 | Sea | W | 1/1 | 5 | 4 | 1 | 0.0 | 0.0 | 0 | 0 | 1 | 0 | 0 | 0 |
| Nov 26 | at StL | L | – | – | – | – | INACTIVE (Ankle) | – | – | – | – | – | – | – |
| Dec 3 | at NO | L | – | – | – | – | INACTIVE (Ankle) | – | – | – | – | – | – | – |
| Dec 10 | GB | L | – | – | – | – | INACTIVE (Ankle) | – | – | – | – | – | – | – |
| Dec 14 | at Sea | W | 1/1 | 8 | 6 | 2 | 0.0 | 0.0 | 1 | 0 | 2 | 0 | 0 | 0 |
| Dec 24 | Arz | L | 1/1 | 2 | 1 | 1 | 0.0 | 0.0 | 0 | 0 | 1 | 0 | 0 | 0 |
| Dec 31 | at Den. | W | 1/1 | 6 | 5 | 1 | 1.0 | 8.0 | 0 | 0 | 0 | 0 | 0 | 0 |
| TOTALS | | | 13/13 | 74 | 62 | 12 | 2.0 | 11.0 | 1 | 0 | 9 | 1 | 2 | 11 |

2007

| Date | Opp | W/L | P/S | Tot | Sol | Ast | Sk | Yds | Int | Yds | PD | FF | FR | Yds |
|---------------|--------|-----|-------------|-----------|-----------|----------|-----------------|------------|----------|----------|----------|----------|----------|----------|
| Sep 10 | Arz | W | 1/0 | 3 | 3 | 0 | 0.0 | 0.0 | 1 | 0 | 1 | 0 | 0 | 0 |
| Sep 16 | at StL | W | 1/0 | 5 | 5 | 0 | 0.0 | 0.0 | 0 | 0 | 1 | 0 | 0 | 0 |
| Sep 23 | at Pit | L | 1/0 | 2 | 2 | 0 | 0.0 | 0.0 | 0 | 0 | 1 | 0 | 0 | 0 |
| Sep 30 | Sea | L | 1/0 | 3 | 1 | 2 | 0.0 | 0.0 | 0 | 0 | 0 | 0 | 0 | 0 |
| Oct 7 | Bal | L | 1/0 | 2 | 1 | 1 | 0.0 | 0.0 | 0 | 0 | 0 | 0 | 0 | 0 |
| Oct 21 | at NYG | L | 1/0 | 1 | 1 | 0 | 0.0 | 0.0 | 0 | 0 | 0 | 0 | 0 | 0 |
| Oct 28 | NO | L | 1/0 | 3 | 2 | 1 | 0.0 | 0.0 | 0 | 0 | 0 | 0 | 0 | 0 |
| Nov 4 | at Atl | L | 1/1 | 4 | 4 | 0 | 0.0 | 0.0 | 0 | 0 | 0 | 0 | 0 | 0 |
| Nov 12 | at Sea | L | 1/0 | 2 | 2 | 0 | 0.0 | 0.0 | 0 | 0 | 0 | 0 | 0 | 0 |
| Nov 18 | StL | L | 1/0 | 4 | 4 | 0 | 0.0 | 0.0 | 0 | 0 | 0 | 0 | 0 | 0 |
| Nov 25 | at Arz | W | 1/0 | 2 | 2 | 0 | 0.0 | 0.0 | 0 | 0 | 0 | 0 | 0 | 0 |
| Dec 2 | at Car | L | – | – | – | – | INACTIVE (Quad) | – | – | – | – | – | – | – |
| Dec 9 | Min | L | – | – | – | – | INACTIVE (Quad) | – | – | – | – | – | – | – |
| Dec 15 | Cin | W | – | – | – | – | INACTIVE (Quad) | – | – | – | – | – | – | – |
| Dec 23 | TB | W | – | – | – | – | INACTIVE (Quad) | – | – | – | – | – | – | – |
| Dec 30 | at Cle | L | – | – | – | – | INACTIVE (Quad) | – | – | – | – | – | – | – |
| TOTALS | | | 11/1 | 31 | 27 | 4 | 0.0 | 0.0 | 1 | 0 | 3 | 0 | 0 | 0 |

2008

| Date | Opp | W/L | P/S | Tot | Sol | Ast | Sk | Yds | Int | Yds | PD | FF | FR | Yds |
|---------------|--------|-----|------------|----------|----------|----------|---|------------|----------|----------|----------|----------|----------|----------|
| Sep 7 | Arz | L | 1/0 | 2 | 2 | 0 | 0.0 | 0.0 | 0 | 0 | 0 | 0 | 0 | 0 |
| Sep 14 | at Sea | W | 1/0 | 1 | 1 | 0 | 0.0 | 0.0 | 0 | 0 | 0 | 0 | 0 | 0 |
| Sep 21 | Det | W | – | – | – | – | INACTIVE (Knee) | – | – | – | – | – | – | – |
| Sep 28 | at NO | L | – | – | – | – | INACTIVE (Knee) | – | – | – | – | – | – | – |
| Oct 5 | NE | L | – | – | – | – | INACTIVE (Knee) | – | – | – | – | – | – | – |
| Oct 12 | Phi | L | – | – | – | – | INACTIVE (Knee) | – | – | – | – | – | – | – |
| | | | | | | | Placed on Injured Reserve on 10/16 (Knee) | | | | | | | |
| TOTALS | | | 2/0 | 3 | 3 | 0 | 0.0 | 0.0 | 0 | 0 | 0 | 0 | 0 | 0 |

2009

| Date | Opp | W/L | P/S | Tot | Sol | Ast | Sk | Yds | Int | Yds | PD | FF | FR | Yds |
|---------------|--------|-----|--------------|-----------|-----------|----------|------------|------------|----------|----------|-----------|----------|----------|----------|
| Sep 13 | Arz | W | 1/1 | 5 | 4 | 1 | 0.0 | 0.0 | 0 | 0 | 0 | 0 | 0 | 0 |
| Sep 20 | Sea | W | 1/1 | 3 | 2 | 1 | 0.0 | 0.0 | 0 | 0 | 0 | 0 | 0 | 0 |
| Sep 27 | at Min | L | 1/1 | 3 | 3 | 0 | 0.0 | 0.0 | 1 | 2 | 1 | 0 | 0 | 0 |
| Oct 4 | StL | W | 1/1 | 2 | 1 | 1 | 0.0 | 0.0 | 0 | 0 | 0 | 0 | 0 | 0 |
| Oct 11 | Atl | L | 1/1 | 2 | 2 | 0 | 0.0 | 0.0 | 0 | 0 | 2 | 0 | 0 | 0 |
| Oct 25 | at Hou | L | 1/1 | 3 | 2 | 1 | 0.0 | 0.0 | 0 | 0 | 1 | 0 | 0 | 0 |
| Nov 1 | at Ind | L | 1/1 | 8 | 8 | 0 | 0.0 | 0.0 | 0 | 0 | 1 | 0 | 0 | 0 |
| Nov 8 | Ten | L | 1/1 | 6 | 3 | 3 | 0.0 | 0.0 | 0 | 0 | 0 | 0 | 0 | 0 |
| Nov 12 | Chi | W | 1/1 | 3 | 3 | 0 | 0.0 | 0.0 | 0 | 0 | 1 | 0 | 0 | 0 |
| Nov 22 | at GB | L | 1/1 | 9 | 8 | 1 | 0.0 | 0.0 | 0 | 0 | 1 | 0 | 0 | 0 |
| Nov 29 | Jax | W | 1/1 | 6 | 5 | 1 | 0.0 | 0.0 | 0 | 0 | 0 | 0 | 0 | 0 |
| Dec 6 | at Sea | L | 1/1 | 1 | 1 | 0 | 0.0 | 0.0 | 0 | 0 | 0 | 0 | 0 | 0 |
| Dec 14 | Arz | W | 1/1 | 3 | 3 | 0 | 0.0 | 0.0 | 0 | 0 | 0 | 0 | 0 | 0 |
| Dec 20 | at Phi | L | 1/1 | 4 | 4 | 0 | 0.0 | 0.0 | 1 | 0 | 1 | 0 | 0 | 0 |
| Dec 27 | Det | W | 1/1 | 4 | 4 | 0 | 0.0 | 0.0 | 0 | 0 | 2 | 0 | 0 | 0 |
| Jan 3 | at StL | W | 1/1 | 0 | 0 | 0 | 0.0 | 0.0 | 0 | 0 | 0 | 0 | 0 | 0 |
| TOTALS | | | 16/16 | 62 | 53 | 9 | 0.0 | 0.0 | 2 | 2 | 10 | 0 | 0 | 0 |

2010

| Date | Opp | W/L | P/S | Tot | Sol | Ast | Sk | Yds | Int | Yds | PD | FF | FR | Yds |
|--------|--------|-----|-----|-----|-----|-----|-----|-----|-----|-----|----|----|-----|-----|
| Sep 12 | at Sea | L | 1/1 | 3 | 2 | 1 | 0.0 | 0.0 | 0 | 0 | 0 | 0 | 0 | 0 |
| Sep 20 | NO | L | 1/1 | 4 | 3 | 1 | 0.0 | 0.0 | 0 | 0 | 0 | 0 | 0 | 0 |
| Sep 26 | at KC | L | 1/1 | 3 | 2 | 1 | 0.0 | 0.0 | 1 | 0 | 1 | 0 | 0 | 0 |
| Oct 3 | at Atl | L | 1/1 | 0 | 0 | 0 | 0.0 | 0.0 | 1 | 0 | 1 | 0 | 0 | 0 |
| Oct 10 | Phi | L | 1/1 | 4 | 4 | 0 | 0.0 | 0.0 | 0 | 0 | 0 | 0 | 0 | 0 |
| Oct 17 | Oak | W | 1/1 | 2 | 2 | 0 | 0.0 | 0.0 | 0 | 0 | 1 | 0 | 0 | 0 |
| Oct 24 | at Car | L | 1/1 | 2 | 1 | 1 | 0.0 | 0.0 | 0 | 0 | 0 | 1 | 1 | 0 |
| Oct 31 | Den | W | 1/1 | 3 | 2 | 1 | 0.0 | 0.0 | 1 | 0 | 2 | 0 | 0 | 0 |
| Nov 14 | StL | W | 1/1 | 3 | 2 | 1 | 0.0 | 0.0 | 0 | 0 | 0 | 0 | 0 | 0 |
| Nov 21 | TB | L | 1/1 | 5 | 3 | 2 | 0.0 | 0.0 | 0 | 0 | 1 | 0 | 0</ | |



27

C.J. SPILLMAN
| SAFETY



6-0 | 199 | MARSHALL | 3RD YEAR | BORN 5.6.86 | LOUISVILLE, KY
ACQUIRED WAI. IN '10 - SD | CENTRAL HS, LOUISVILLE, KY

C.J. Spillman is an athletic safety with a nose for the ball. The 49ers claimed him off waivers in October 2010, and he immediately made his presence felt on special teams. Spillman finished the year ranked t-4th in the NFL with 19 special teams tackles according to NFL game books.

// 2011 AWARDS & HIGHLIGHTS

- All-NFC West Specialist by ESPN's Mike Sando

// 2011 HIGHLIGHTS

- Led team with 19 special teams tackles on the season.
- Spillman and the 49ers punt team held league-leader Cardinals CB Patrick Peterson to 44 yds. on 5 PRs at Arz. (12/11), shaving 8.7 yds. off his average PR. He also tipped P Andy Lee's 42-yd. punt at Arizona's 1-yd. line, back to LB Blake Costanzo to down the ball.
- Led team with 3 special teams stops at Sea. (12/24) and at StL (1/1/12).

// GOLDMINE

- Spillman prides himself as being a family man and credits his father, Claude, Sr., as having instilled the values and work ethic of his game. His father played football collegiately at Western Kentucky and played in a total of five games and later for the Dallas Cowboys.
- He says that his favorite thing to do when he is not playing football is hanging out with his two children, Trey and Amaya.

SPILLMAN'S GAME-BY-GAME

| 2011 | | | | | | | | | | | | | | |
|---------------|--------|-----|-------------|----------|----------|----------|------------|------------|----------|----------|----------|----------|----------|----------|
| Date | Opp | W/L | P/S | Tot | Sol | Ast | Sk | Yds | Int | Yds | PD | FF | FR | Yds |
| Sep 11 | Sea | W | 1/0 | 0 | 0 | 0 | 0.0 | 0.0 | 0 | 0 | 0 | 0 | 0 | 0 |
| Sep 18 | Dal | L | 1/0 | 0 | 0 | 0 | 0.0 | 0.0 | 0 | 0 | 0 | 0 | 0 | 0 |
| Sep 25 | at Cin | W | 1/0 | 1 | 0 | 1 | 0.0 | 0.0 | 0 | 0 | 0 | 0 | 0 | 0 |
| Oct 2 | at Phi | W | 1/0 | 0 | 0 | 0 | 0.0 | 0.0 | 0 | 0 | 0 | 0 | 0 | 0 |
| Oct 9 | TB | W | 1/0 | 1 | 1 | 0 | 0.0 | 0.0 | 0 | 0 | 0 | 0 | 0 | 0 |
| Oct 16 | at Det | W | 1/0 | 0 | 0 | 0 | 0.0 | 0.0 | 0 | 0 | 0 | 0 | 0 | 0 |
| Oct 30 | Cle | W | 1/0 | 0 | 0 | 0 | 0.0 | 0.0 | 0 | 0 | 0 | 0 | 0 | 0 |
| Nov 6 | at Was | W | 1/0 | 0 | 0 | 0 | 0.0 | 0.0 | 0 | 0 | 0 | 0 | 0 | 0 |
| Nov 13 | NYG | W | 1/0 | 0 | 0 | 0 | 0.0 | 0.0 | 0 | 0 | 0 | 0 | 0 | 0 |
| Nov 20 | Arz | W | 1/0 | 0 | 0 | 0 | 0.0 | 0.0 | 0 | 0 | 0 | 0 | 0 | 0 |
| Nov 24 | at Bal | L | 1/0 | 1 | 1 | 0 | 0.0 | 0.0 | 0 | 0 | 0 | 0 | 0 | 0 |
| Dec 4 | StL | W | 1/0 | 0 | 0 | 0 | 0.0 | 0.0 | 0 | 0 | 0 | 0 | 0 | 0 |
| Dec 11 | at Arz | L | 1/0 | 0 | 0 | 0 | 0.0 | 0.0 | 0 | 0 | 0 | 0 | 0 | 0 |
| Dec 19 | Pit | W | 1/0 | 1 | 1 | 0 | 0.0 | 0.0 | 0 | 0 | 0 | 0 | 0 | 0 |
| Dec 24 | at Sea | W | 1/0 | 0 | 0 | 0 | 0.0 | 0.0 | 0 | 0 | 0 | 0 | 0 | 0 |
| Jan 1 | at StL | W | 1/0 | 0 | 0 | 0 | 0.0 | 0.0 | 0 | 0 | 0 | 0 | 0 | 0 |
| TOTALS | | | 16/0 | 4 | 3 | 1 | 0.0 | 0.0 | 0 | 0 | 0 | 0 | 0 | 0 |

| 2011 Postseason | | | | | | | | | | | | | | |
|-----------------|-----|-----|------------|----------|----------|----------|------------|------------|----------|----------|----------|----------|----------|----------|
| Date | Opp | W/L | P/S | Tot | Sol | Ast | Sk | Yds | Int | Yds | PD | FF | FR | Yds |
| Jan 14 | NO | W | 1/0 | 2 | 2 | 0 | 0.0 | 0.0 | 0 | 0 | 0 | 0 | 0 | 0 |
| Jan 22 | NYG | | | | | | | | | | | | | |
| TOTALS | | | 1/0 | 2 | 2 | 0 | 0.0 | 0.0 | 0 | 0 | 0 | 0 | 0 | 0 |

Special Teams Tackles: Regular Season – 19; Postseason – 2
TFL: 1

SPILLMAN'S CAREER STATISTICS

| YEAR | TEAM | GP | GS | TACKLES | | | | | INTERCEPTIONS | | | | | FUMBLES | | | |
|---------------|-------|-----------|----------|-----------|----------|----------|------------|------------|---------------|----------|----------|----------|----------|----------|----------|----------|----------|
| | | | | TOT | SOL | AST | SACKS | YDS | INT | YDS | LG | TD | PD | FF | FR | YDS | |
| 2009 | SD | 5 | 1 | 8 | 6 | 2 | 0.0 | 0.0 | 0 | 0 | 0 | 0 | 0 | 0 | 0 | 0 | 0 |
| 2010 | SD/SF | 16 | 0 | 1 | 0 | 1 | 0.0 | 0.0 | 0 | 0 | 0 | 0 | 0 | 0 | 0 | 0 | 0 |
| 2011 | SF | 16 | 0 | 4 | 3 | 1 | 0.0 | 0.0 | 0 | 0 | 0 | 0 | 0 | 0 | 0 | 0 | 0 |
| TOTALS | | 37 | 1 | 13 | 9 | 4 | 0.0 | 0.0 | 0 | 0 | 0 | 0 | 0 | 0 | 0 | 0 | 0 |

PLAYOFFS

| YEAR | TEAM | GP | GS | TACKLES | | | | | INTERCEPTIONS | | | | | FUMBLES | | | |
|---------------|------|----------|----------|----------|----------|----------|------------|------------|---------------|----------|----------|----------|----------|----------|----------|----------|----------|
| | | | | TOT | SOL | AST | SACKS | YDS | INT | YDS | LG | TD | PD | FF | FR | YDS | |
| 2011 | SF | 1 | 0 | 2 | 2 | 0 | 0.0 | 0.0 | 0 | 0 | 0 | 0 | 0 | 0 | 0 | 0 | 0 |
| TOTALS | | 1 | 0 | 2 | 2 | 0 | 0.0 | 0.0 | 0 | 0 | 0 | 0 | 0 | 0 | 0 | 0 | 0 |

Additional Statistics:

Special Teams Tackles: Regular Season – 51: 2009 (5), 2010: (27; SD – 6; SF – 21), 2011 (19); Postseason – 2: 2011 (2)

Milestones:

NFL Debut: at NYG (11/8/09); **First Career Start:** at Dal. (12/13/09)

SPILLMAN'S CAREER HIGHS

Total Tackles: 4 at Cle. (12/6/09)
Solo: 3 at Cle. (12/6/09)

Assists: 1 (4 times) Last at Cin. (9/25/11)



// TRANSACTIONS

Originally signed by SD as an undrafted rookie FA on 4/27/09...
Waived by SD on 10/11/10...Claimed off waivers by SF on 10/12/10.

// 2010 (SAN DIEGO/SAN FRANCISCO)

- Claimed off waivers by SF on 10/12.
- Finished the season ranked 2nd on team with 21 special teams tackles.
- Made his 49ers debut vs. Oak. (10/17) and registered 2 special teams tackles.
- Saw extended action on defense in the 4th qtr. vs. Sea. (12/12).

// 2009 (SAN DIEGO)

- Made his first-career start as a member of the Chargers at Dal. (12/13) and had a 3rd-down PD in the 2nd qtr. that forced a 42-yard FGA that went WL to preserve a lead.
- Received a game ball for season-high three special teams tackles vs. Was. (1/3).

// COLLEGE

Played in 46 games (33 starts) for the Thundering Herd, recording 319 tackles, 6.5 TFLs, 3 INTs, 6 FFs and 17 PDs. As a senior, started all 11 games in which he appeared, notching 71 tackles, 1.5 TFLs, FF and 4 PDs, earning second-team All-Conference USA honors. In 2007, earned second-team All-Conference USA honors while starting all 12 games and registering 131 tackles, 2.5 TFLs, 3 FFs and 6 PDs. As a sophomore, played in 12 games (9 starts) and tallied 79 tackles, 1.5 TFLs, 2 INTs (returning one for a TD), FF and 4 PDs. In 2005, played in 11 games (1 start) and recorded 38 tackles, TFL, INT, FF and 3 PDs.

// PERSONAL

- Attended Central (Louisville, KY) HS, earning all-state and all-conference honors as a junior and senior.
- Starred at RB before switching to safety as a senior, leading the team in INTs.
- Also lettered 3 times in track.
- Has a daughter, Amaya, and a son, Trey.
- Born Claude Norman Spillman, Jr. (5/6/86) in Louisville, KY.
- Majored in management.

SPILLMAN'S GAME-BY-GAME

2009 (San Diego)

| Date | Opp | W/L | P/S | Tot | Sol | Ast | Sk | Yds | Int | Yds | PD | FF | FR | Yds |
|---------------|--------|-----|------------|----------|----------|----------|------------|------------|----------|----------|----------|----------|----------|----------|
| Sep 14 | at Oak | W | - | - | - | - | INACTIVE | - | - | - | - | - | - | - |
| Sep 20 | Bal | L | - | - | - | - | INACTIVE | - | - | - | - | - | - | - |
| Sep 27 | Mia | W | - | - | - | - | INACTIVE | - | - | - | - | - | - | - |
| Oct 4 | at Pit | L | - | - | - | - | INACTIVE | - | - | - | - | - | - | - |
| Oct 19 | Den | L | - | - | - | - | INACTIVE | - | - | - | - | - | - | - |
| Oct 25 | KC | W | - | - | - | - | INACTIVE | - | - | - | - | - | - | - |
| Nov 1 | Oak | W | - | - | - | - | INACTIVE | - | - | - | - | - | - | - |
| Nov 8 | at NYG | W | 1/0 | 0 | 0 | 0 | 0.0 | 0.0 | 0 | 0 | 0 | 0 | 0 | 0 |
| Nov 15 | Phi | W | 1/0 | 0 | 0 | 0 | 0.0 | 0.0 | 0 | 0 | 0 | 0 | 0 | 0 |
| Nov 22 | at Den | W | - | - | - | - | INACTIVE | - | - | - | - | - | - | - |
| Nov 29 | KC | W | - | - | - | - | INACTIVE | - | - | - | - | - | - | - |
| Dec 6 | at Cle | W | 1/0 | 4 | 3 | 1 | 0.0 | 0.0 | 0 | 0 | 0 | 0 | 0 | 0 |
| Dec 13 | at Dal | W | 1/1 | 1 | 1 | 0 | 0.0 | 0.0 | 0 | 0 | 0 | 0 | 0 | 0 |
| Dec 16 | Cin | W | - | - | - | - | INACTIVE | - | - | - | - | - | - | - |
| Dec 26 | at Ten | W | - | - | - | - | INACTIVE | - | - | - | - | - | - | - |
| Jan 3 | Was. | W | 1/0 | 3 | 2 | 1 | 0.0 | 0.0 | 0 | 0 | 0 | 0 | 0 | 0 |
| TOTALS | | | 0/0 | 8 | 6 | 2 | 0.0 | 0.0 | 0 | 0 | 0 | 0 | 0 | 0 |

2010 (San Diego/San Francisco)

| Date | Opp | W/L | P/S | Tot | Sol | Ast | Sk | Yds | Int | Yds | PD | FF | FR | Yds | |
|---|--------|-----|-------------|----------|----------|----------|------------|------------|----------|----------|----------|----------|----------|----------|--|
| WITH SD THROUGH FIRST 5 GAMES OF 2010 | | | | | | | | | | | | | | | |
| Sep 13 | at KC | L | 1/0 | 0 | 0 | 0 | 0.0 | 0.0 | 0 | 0 | 0 | 0 | 0 | 0 | |
| Sep 20 | Jax | W | 1/0 | 0 | 0 | 0 | 0.0 | 0.0 | 0 | 0 | 0 | 0 | 0 | 0 | |
| Sep 26 | at Sea | L | 1/0 | 0 | 0 | 0 | 0.0 | 0.0 | 0 | 0 | 0 | 0 | 0 | 0 | |
| Oct 3 | Arz | W | 1/0 | 0 | 0 | 0 | 0.0 | 0.0 | 0 | 0 | 0 | 0 | 0 | 0 | |
| Oct 10 | at Oak | L | 1/0 | 0 | 0 | 0 | 0.0 | 0.0 | 0 | 0 | 0 | 0 | 0 | 0 | |
| SIGNED TO THE 49ERS ACTIVE ROSTER ON 10/12 | | | | | | | | | | | | | | | |
| Oct 17 | Oak | W | 1/0 | 0 | 0 | 0 | 0.0 | 0.0 | 0 | 0 | 0 | 0 | 0 | 0 | |
| Oct 24 | at Car | L | 1/0 | 0 | 0 | 0 | 0.0 | 0.0 | 0 | 0 | 0 | 0 | 0 | 0 | |
| Oct 31 | Den | W | 1/0 | 0 | 0 | 0 | 0.0 | 0.0 | 0 | 0 | 0 | 0 | 0 | 0 | |
| Nov 14 | StL | W | 1/0 | 0 | 0 | 0 | 0.0 | 0.0 | 0 | 0 | 0 | 0 | 0 | 0 | |
| Nov 21 | TB | L | 1/0 | 0 | 0 | 0 | 0.0 | 0.0 | 0 | 0 | 0 | 0 | 0 | 0 | |
| Nov 29 | at Arz | W | 1/0 | 0 | 0 | 0 | 0.0 | 0.0 | 0 | 0 | 0 | 0 | 0 | 0 | |
| Dec 5 | at GB | L | 1/0 | 0 | 0 | 0 | 0.0 | 0.0 | 0 | 0 | 0 | 0 | 0 | 0 | |
| Dec 12 | Sea | W | 1/0 | 1 | 0 | 1 | 0.0 | 0.0 | 0 | 0 | 0 | 0 | 0 | 0 | |
| Dec 16 | at SD | L | 1/0 | 0 | 0 | 0 | 0.0 | 0.0 | 0 | 0 | 0 | 0 | 0 | 0 | |
| Dec 26 | at StL | L | 1/0 | 0 | 0 | 0 | 0.0 | 0.0 | 0 | 0 | 0 | 0 | 0 | 0 | |
| Jan 2 | Arz | W | 1/0 | 0 | 0 | 0 | 0.0 | 0.0 | 0 | 0 | 0 | 0 | 0 | 0 | |
| TOTALS | | | 16/0 | 1 | 0 | 1 | 0.0 | 0.0 | 0 | 0 | 0 | 0 | 0 | 0 | |



74

JOE STALEY | TACKLE



6-5 | 315 | CENTRAL MICHIGAN | 5TH YEAR | BORN 8.30.84 | ROCKFORD, MI
ACQUIRED D-1B IN '07 | ROCKFORD HS, ROCKFORD, MI

Joe Staley has showcased his abilities on the 49ers offensive line since being chosen as the second of San Francisco's two 1st round draft picks in 2007. During the 2011 offseason, Staley increased his role as a leader in helping to orchestrate the player-organized workouts and camps. As a rookie, he started all 16 contests at right tackle before switching to left tackle in his second year. A product of Central Michigan, Staley became the first player in school history to be drafted in the 1st round of the NFL Draft. Although he plays with a mean streak on the field, off the field, the charismatic Staley keeps his teammates and the fans entertained as the host of *The Joe Show*, on 49ers.com.



- Staley and the offensive line were awarded the Madden Most Valuable Protectors Award for Week 5. They helped the 49ers offense rush for 213 yds. on the ground while not allowing a sack vs. TB (10/9).
- Supported the 49ers offense in rushing for 203 yds. at Det. (10/16), marking the 1st time the team has rushed for over 200 yds. in back-to-back games (10/9 vs. TB, 213 yds.) since 12/6/98 at Car. (236 yds.) and 12/14/98 vs. Det. (328 yds.).
- Hauled in his first career receipt. for 17-yds. vs. Cle. (10/30). Staley is the 1st 49ers offensive lineman to record a receipt. since C/G Chris Dalman (11/20/95 at Mia.) and ties G Guy McIntyre for the longest receipt. by an offensive lineman in franchise history (17 yds. on 9/18/88 vs. Atl.).
- Aided the 49ers offense in reaching 253 yds. in the 1st half vs. Cle. (10/30), which are the most net yds. gained by the 49ers in the 1st half and 2nd highest total in either half this season (10/2 - 289 yds. at Phi.).
- Part of an offensive line that helped pave the way for RB Frank Gore to gain 100+ rush yds. on the ground in 5 consecutive games, setting a new franchise record.
- Helped the 49ers offense hold the ball for 44:16 while not allowing a sack vs. Arz. (11/20), marking the highest time of possession for the team since 11/3/02 at Oak. (44:33 - 49ers 23, Raiders 20).
- Staley and the offensive line prevented QB Alex Smith from getting sacked in 20-3 win on MNF vs. Pit. (12/19).

// CAREER HIGHLIGHTS

- Became the 1st 49ers rookie O-lineman to start every single game in a season since Cas Banaszek (1968-77), who started all 14 contests in 1968.
- Was 1 of only 3 NFL rookies (49ers LB Patrick Willis and Browns LT Joe Thomas) to line up for every single snap in 2007, and was 1 of 35 NFL players overall to accomplish the feat out of 1,898 total players.
- When Staley recovered a fumble for a TD [vs. NYJ (12/7/08)], he became the 6th offensive lineman in 49ers history to register a TD.

// 2011 AWARDS & HONORS

- Madden Most Valuable Protectors Award (Week 5)
- NFC 2012 Pro Bowl
- All-NFC West Offense by ESPN's Mike Sando
- AP All-Pro Second Team

// 2011 HIGHLIGHTS

- Staley and the 49ers offensive line did not allow a sack on 20 pass atts. by QB Alex Smith vs. Sea. (9/11). The last time the 49ers did not allow a sack was vs. Den. (10/31/10).
- Helped 49ers accumulate 442 yds. of offense in come-from-behind victory at Phi. (10/2), which included 164 yds. on the ground.
- Helped the offense rush for 213 yds. on the ground while not allowing a sack vs. TB (10/9), marking the 1st time since 12/14/06 at Sea. that the team rushed for over 200 yds. and did not allow a sack.

// GOLDMINE

- Following his rookie season, Joe got a surprise call from a marketing company looking to create a bobblehead in his likeness for a hometown baseball promotion. The former Rockford High School and Central Michigan star was taken back by it. "It's pretty crazy," said Joe. "It's kind of crazy to have something that has your likeness on it. It kind of freaked me out." His bobblehead was given out to the first 1,000 fans at Fifth Third Ballpark when the West Michigan Whitecaps faced the Lansing Lugnuts. On the bobblehead, Joe is holding a helmet and is decked out in his high school uniform including his No. 84 jersey. "I think they were going for my retro-Rockford days. In the current day, you would have to put 200 pounds on that doll," said Joe, who was a relay runner and tight end in high school.

STALEY'S CAREER STATISTICS

GAMES/STARTS – 66/66; 2007 (16/16), 2008 (16/16), 2009 (9/9), 2010 (9/9), 2011 (16/16)
POSTSEASON GAMES/STARTS – 1/1; 2011 (1/1)

Additional Statistics:

Touchdowns – 1: 2008 [FR in endzone vs. NYJ (12/7/08)]

Milestones:

NFL Debut: vs. Arz. (9/10/07); First Start: vs. Arz. (9/10/07); First Reception: vs. Cle. (10/30/11 – 17-yd. pass from QB Alex Smith); First FR: vs. NYJ (12/7/08 – WR Jason Hill); First FR Returned for a TD: vs. NYJ (12/7/08 – recovered WR Jason Hill fumble in the endzone)



// TRANSACTIONS

Originally the second of two 1st-round (28th pick overall) draft choices by SF in 2007...Signed a 6-year contract extension through 2017 on 6/6/09.

// 2010

- Started the first 9 games of the season at LT before suffering a fractured fibula vs. StL (11/14). Inactive Weeks 11-17.
- Part of an offensive line that did not allow a sack on 32 pass atts. by QB Alex Smith vs. NO (9/20).
- Part of an offensive line that did not allow a sack on 19 pass atts. by QB Troy Smith vs. Den. (10/31).

// 2009

- Sidelined with sprained knee ligaments suffered at Ind. (11/1) from Weeks 9-14, and was inactive at StL (1/3) with a knee injury.
- Helped the team rush for a season-high 246 yds. vs. Sea. (9/20).
- Suffered a quad contusion at Min. (9/27), marking the first time in his career that he missed an offensive play.

// 2008

- Started all 16 games at LT and was the only 49ers player to line up for every single snap.
- Was part of an O-line that did not allow a sack at Arz. (11/10), breaking an NFL record 31-game streak by the Cardinals defense with at least one sack.
- Recorded first NFL TD on a fumble recovery following a WR Jason Hill 6-yd. reception vs. NYJ (12/7).

// 2007

- Started all 16 games at RT for 49ers after beating out Kwame Harris for position in training camp. Played every single snap on offense as a rookie.

// COLLEGE

Played in 46 games (39 starts) at Central Michigan and helped team produce a 1,000-yd. rusher in three of his four seasons (2003-05). Arrived on Central Michigan's campus as a 225-pound tight end in 2003, but developed into one of the elite offensive tackles in collegiate game. Recorded fastest 40-yd. dash time (4.7) of any offensive lineman at 2007 NFL Combine. Consensus All-MAC first-team choice as one of three team captains as a senior, starting all 14 games at LT and helping team rank 22nd in nation with 245.9 passing yd. per game. All-MAC first-team choice as a junior as he moved to LT and started 11 games. Shifted to RT as a sophomore during preseason and started 11 games as he assisted team in averaging 395.5 yds. per game. Played in team's final 11 games with 4 starts at TE as a freshman and posted 11 receipts. for 130 yds. with 1 TD.

// PERSONAL

- Attended Rockford (MI) HS, where he lettered twice in both football and track.
- Caught 24 passes for 559 yds. with 7 TDs as a senior TE.
- Set three school records in track: 200-meters (21.9), 4x100 (42.5) and 4x200 (1:27) relay teams.
- Placed 6th in state for 200m to earn all-state honors as team finished 4th in state finals in 4x100m, 4th in 4x200m and 6th in 4x400m (43.1).
- Born Joe Staley (8/30/84) in Rockford, MI.

// INJURY REPORT

2009: Missed 7 games [vs. Ten. (11/8), vs. Chi. (11/12), at GB (11/22), vs. Jax. (11/29), at Sea. (12/6), vs. Arz. (12/14) and at StL (1/3)] with a knee injury suffered at Ind. (11/1).

2010: Suffered a fractured fibula vs. StL (11/14) and was inactive the remainder of the season.



18

BRETT SWAIN
| WIDE RECEIVER

6-0 | 200 | SAN DIEGO STATE | 4TH YEAR | BORN 6.21.85 | ASHEVILLE, NC
ACQUIRED FA IN '11 | CARLSBAD HS, CARLSBAD, CA

A big-play receiver and special teams contributor, Brett Swain joins the 49ers after spending the previous three seasons with the Green Bay Packers. Swain appeared in all 16 games last season, mostly as a special-teams player and caught 6 passes for 72 yds. (12.0 avg.). He made a notable receipt. on a 3rd-and-10 pass in the Packers Super Bowl XLV win over the Pittsburgh Steelers and on the ensuing Packers punt, Swain made the tackle for a 1-yd. loss. Swain entered the league as a seventh-round draft pick from San Diego State.

// 2011 HIGHLIGHTS

- Made his 49ers debut at Det. (10/16) in come-from-behind 25-19 victory.
- Registered his first reception as a member of the 49ers on a 9-yd. pass from QB Alex Smith vs. Pit. (12/19).
- Made his first start with San Francisco at StL (1/1/12).

SWAIN'S GAME-BY-GAME

| 2011 | | | | | | | | | |
|---|--------|-----|------------|----------|-----------|------------|----------|----------|--|
| Date | Opp | W/L | P/S | Rec | Yds | Avg | Lg | TD | |
| SIGNED TO ACTIVE ROSTER ON 10/12 | | | | | | | | | |
| Oct 16 | at Det | W | 1/0 | 0 | 0 | 0.0 | 0 | 0 | |
| Oct 30 | Cle | W | - | INACTIVE | - | - | - | - | |
| Nov 6 | at Was | W | - | INACTIVE | - | - | - | - | |
| Nov 13 | NYG | W | - | INACTIVE | - | - | - | - | |
| Nov 20 | Arz | W | - | INACTIVE | - | - | - | - | |
| Nov 24 | at Bal | L | - | INACTIVE | - | - | - | - | |
| Dec 4 | StL | W | 1/0 | 0 | 0 | 0.0 | 0 | 0 | |
| Dec 11 | at Arz | L | - | INACTIVE | - | - | - | - | |
| Dec 19 | Pit | W | 1/0 | 1 | 9 | 9.0 | 9 | 0 | |
| Dec 24 | at Sea | W | 1/0 | 0 | 0 | 0.0 | 0 | 0 | |
| Jan 1 | at StL | W | 1/1 | 6 | 6 | 6.0 | 6 | 0 | |
| TOTALS | | | 5/1 | 7 | 15 | 7.5 | 9 | 0 | |

| 2011 Postseason | | | | | | | | | |
|-----------------|-----|-----|------------|----------|----------|------------|----------|----------|--|
| Date | Opp | W/L | P/S | Rec | Yds | Avg | Lg | TD | |
| Jan 14 | NO | W | 1/0 | 0 | 0 | 0.0 | 0 | 0 | |
| Jan 22 | NYG | | | | | | | | |
| TOTALS | | | 1/0 | 0 | 0 | 0.0 | 0 | 0 | |

SWAIN'S CAREER STATISTICS

| YEAR | TEAM | GP | GS | NO | RECEIVING | | | | ATT | RUSHING | | | | |
|---------------|------|-----------|----------|----------|-----------|----------------|-----------|----------|----------|----------|------------|----------|----------|----------|
| | | | | | YDS | AVG | LG | TD | | YDS | AVG | LG | TD | |
| 2008 | GB | - | - | - | - | PRACTICE SQUAD | | | | - | - | - | - | - |
| 2009 | GB | 6 | 0 | 0 | 0 | 0.0 | 0 | 0 | 0 | 0 | 0.0 | 0 | 0 | 0 |
| 2010 | GB | 16 | 1 | 6 | 72 | 12.0 | 31 | 0 | 0 | 0 | 0.0 | 0 | 0 | 0 |
| 2011 | SF | 4 | 0 | 1 | 9 | 9.0 | 9 | 0 | 0 | 0 | 0.0 | 0 | 0 | 0 |
| TOTALS | | 26 | 1 | 7 | 81 | 11.6 | 31 | 0 | 0 | 0 | 0.0 | 0 | 0 | 0 |

PLAYOFFS

| YEAR | TEAM | GP | GS | NO | RECEIVING | | | | ATT | RUSHING | | | | |
|---------------|------|----------|----------|----------|-----------|------------|----------|----------|----------|----------|------------|----------|----------|----------|
| | | | | | YDS | AVG | LG | TD | | YDS | AVG | LG | TD | |
| 2010 | GB | 4 | 0 | 0 | 0 | 0.0 | 0 | 0 | 0 | 0 | 0.0 | 0 | 0 | 0 |
| 2011 | SF | 1 | 0 | 0 | 0 | 0.0 | 0 | 0 | 0 | 0 | 0.0 | 0 | 0 | 0 |
| TOTALS | | 5 | 0 | 0 | 0 | 0.0 | 0 | 0 | 0 | 0 | 0.0 | 0 | 0 | 0 |

SWAIN'S ADDITIONAL STATISTICS

Additional Statistics:

Special Teams Tackles – 11: 2009 (4), 2010 (7)

Additional Postseason Statistics:

Special Teams Tackles – 7: 2010 (7)

Special Teams Fumble Recoveries – 1: 2010 (1)

Milestones:

NFL Debut: vs. Chi. (9/13/09); **First Start:** at NE (12/19/10); **First Reception:** at NYJ (10/31/10 – 12-yd. pass from QB Aaron Rogers)

SWAIN'S CAREER HIGHS

Receptions: 2 at Atl. (11/28/10)

Receiving Yards: 40 at Atl. (11/28/10)

Long Reception: 31 at Atl. (11/28/10)



// TRANSACTIONS

Originally a 7th-round (217th overall) draft choice by GB in the 2008 NFL Draft...Signed first contract, 7/23/08...Waived by GB, 8/31/08... Re-signed to GB practice squad, 9/3/08...Signed to reserve/future contract by GB, 12/30/08...Resigned to GB squad, 7/30/11...Waived by GB, 8/28/11...Signed one-year deal with SF, 10/11/11.

// 2010 (GREEN BAY)

- Appeared in all 16 games (1 start) and played in all 4 postseason contests including Packers Super Bowl XLV win over the Steelers.
- Caught a combined 6 passes for 72 yds. (12.0 avg.) and recorded a career-high 7 special teams tackles, posting an additional 7 stops during the postseason.
- Recorded a career-high 2 receipts. for 40 yds. at Atl. (11/28), including a career long 31-yd. receipt.
- Made first NFL start at NE (12/19) and caught a 6-yd. receipt.

// 2009 (GREEN BAY)

- Made NFL debut vs. Chi. (9/13).
- Played in the first 6 games, seeing time primarily on special teams posting 4 stops.
- Placed on Injured Reserve with knee injury on 10/27.

// 2008 (GREEN BAY)

- Released in the final roster reduction on 8/30 and signed to the practice squad the next day. Spent the entire season on the practice squad.

// COLLEGE

A four-year letterman and two-year starter at San Diego State, Swain played in 44 games (26 starts) and caught 135 receipts. for 1,893 yds. and 8 TDs. He earned second-team All-MWC honors as a senior after starting all 12 games and setting career highs with 58 catches, 973 yds. and 5 TDs. During his junior season he appeared in all 12 games (10 starts) and led the team with 47 catches for 528 yds. (11.2 avg.) and 2 TDs. He had his first career 100-yd. receiving game when he made 8 catches for 108 yds. at New Mexico. Played in 10 games with three starts his sophomore season, making 15 catches for 288 yds. (19.2 avg.) and a TD. Provided a glimpse of his big-play ability as 6 of his 15 catches went for 20 or more yds.

// PERSONAL

- Attended Carlsbad HS (Carlsbad, CA) where he was named Avocado League offensive player of the year and All-California Interscholastic Federation.
- Comes from an athletic family, as his father Steve was a first-round draft choice of the Houston Astros in 1982.
- Majored in social science.
- Born Brett Andrew Swain (6/21/85) in Asheville, NC.

// INJURY REPORT

2009: Placed on Injured Reserve from 10/27/09 through 2/10/10 (Knee).

SWAIN'S GAME-BY-GAME

2008 (Green Bay)

| Date | Opp | W/L | P/S | Rec | Yds | Avg | Lg | TD |
|---|--------|-----|------------|----------|----------------|------------|----------|----------|
| SIGNED TO GB PRACTICE SQUAD ON 9/3 | | | | | | | | |
| Sep 8 | Min | W | | | PRACTICE SQUAD | | | |
| Sep 14 | at Det | W | | | PRACTICE SQUAD | | | |
| Sep 21 | Dal | L | | | PRACTICE SQUAD | | | |
| Sep 28 | at TB | L | | | PRACTICE SQUAD | | | |
| Oct 5 | Atl | L | | | PRACTICE SQUAD | | | |
| Oct 12 | at Sea | W | | | PRACTICE SQUAD | | | |
| Oct 19 | Ind | W | | | PRACTICE SQUAD | | | |
| Nov 2 | at Ten | L | | | PRACTICE SQUAD | | | |
| Nov 9 | at Min | L | | | PRACTICE SQUAD | | | |
| Nov 16 | Chi | W | | | PRACTICE SQUAD | | | |
| Nov 24 | at NO | L | | | PRACTICE SQUAD | | | |
| Nov 30 | Car | L | | | PRACTICE SQUAD | | | |
| Dec 7 | Hou | L | | | PRACTICE SQUAD | | | |
| Dec 14 | at Jax | L | | | PRACTICE SQUAD | | | |
| Dec 22 | at Chi | L | | | PRACTICE SQUAD | | | |
| Dec 28 | Det | W | | | PRACTICE SQUAD | | | |
| SIGNED TO GB ACTIVE ROSTER 12/30 | | | | | | | | |
| TOTALS | | | 0/0 | 0 | 0 | 0.0 | 0 | 0 |

2009 (Green Bay)

| Date | Opp | W/L | P/S | Rec | Yds | Avg | Lg | TD |
|--|--------|-----|------------|----------|----------|------------|----------|----------|
| Sep 13 | Chi | W | 1/0 | 0 | 0 | 0.0 | 0 | 0 |
| Sep 20 | Cin | L | 1/0 | 0 | 0 | 0.0 | 0 | 0 |
| Sep 27 | at StL | W | 1/0 | 0 | 0 | 0.0 | 0 | 0 |
| Oct 5 | at Min | L | 1/0 | 0 | 0 | 0.0 | 0 | 0 |
| Oct 18 | Det | W | 1/0 | 0 | 0 | 0.0 | 0 | 0 |
| Oct 23 | at Cle | W | 1/0 | 0 | 0 | 0.0 | 0 | 0 |
| PLACED ON INJURED RESERVE ON 10/27 (Knee) | | | | | | | | |
| TOTALS | | | 6/0 | 0 | 0 | 0.0 | 0 | 0 |



2010 (Green Bay)

| Date | Opp | W/L | P/S | Rec | Yds | Avg | Lg | TD |
|---------------|--------|-----|-------------|----------|-----------|-------------|-----------|----------|
| Sep 12 | at Phi | W | 1/0 | 0 | 0 | 0.0 | 0 | 0 |
| Sep 19 | Buf | W | 1/0 | 0 | 0 | 0.0 | 0 | 0 |
| Sep 27 | at Chi | L | 1/0 | 0 | 0 | 0.0 | 0 | 0 |
| Oct 3 | Det | W | 1/0 | 0 | 0 | 0.0 | 0 | 0 |
| Oct 10 | at Was | L | 1/0 | 0 | 0 | 0.0 | 0 | 0 |
| Oct 17 | Mia | L | 1/0 | 0 | 0 | 0.0 | 0 | 0 |
| Oct 24 | Min | W | 1/0 | 0 | 0 | 0.0 | 0 | 0 |
| Oct 31 | at NYJ | W | 1/0 | 1 | 12 | 12.0 | 12 | 0 |
| Nov 7 | Dal | W | 1/0 | 1 | 2 | 2.0 | 2 | 0 |
| Nov 21 | at Min | W | 1/0 | 0 | 0 | 0.0 | 0 | 0 |
| Nov 28 | at Atl | L | 1/0 | 2 | 40 | 20.0 | 31 | 0 |
| Dec 5 | SF | W | 1/0 | 0 | 0 | 0.0 | 0 | 0 |
| Dec 12 | at Det | L | 1/0 | 1 | 12 | 12.0 | 12 | 0 |
| Dec 19 | at NE | L | 1/1 | 1 | 6 | 6.0 | 6 | 0 |
| Dec 26 | NYG | W | 1/0 | 0 | 0 | 0.0 | 0 | 0 |
| Jan 2 | Chi | W | 1/0 | 0 | 0 | 0.0 | 0 | 0 |
| TOTALS | | | 16/1 | 6 | 72 | 12.0 | 31 | 0 |

2010 Postseason (Green Bay)

| Date | Opp | W/L | P/S | Rec | Yds | Avg | Lg | TD |
|---------------|--------|-----|------------|----------|----------|------------|----------|----------|
| Jan 9 | at Phi | W | 1/0 | 0 | 0 | 0.0 | 0 | 0 |
| Jan 15 | at Atl | W | 1/0 | 0 | 0 | 0.0 | 0 | 0 |
| Jan 23 | at Chi | W | 1/0 | 0 | 0 | 0.0 | 0 | 0 |
| Feb 6 | Pit | W | 1/0 | 0 | 0 | 0.0 | 0 | 0 |
| TOTALS | | | 4/0 | 0 | 0 | 0.0 | 0 | 0 |



SCOTT TOLZIEN

| QUARTERBACK

6-3 | 208 | WISCONSIN | ROOKIE | BORN 9.4.87 | ROLLING MEADOWS, IL
ACQUIRED WAI. IN '11 - SD | FREMD HS, PALATINE, IL

Scott Tolzien was claimed off waivers by the 49ers after having spent training camp with the San Diego Chargers, who had signed him as an undrafted free agent in July. He completed 25 of 40 atts. for 302 yds., 1 TD and 1 INT during the 2011 preseason. Tolzien starred at Wisconsin and studied under quarterbacks coach Paul Chryst, the brother of 49ers quarterbacks coach Geep Chryst.

TOLZIEN'S GAME-BY-GAME

| | | | | | | | | | | | | | | Total | | Pct. | | |
|---------------|--------|-----|-----|------------|----------|----------|------------|----------|----------|----------|----------|------------|------------|----------|----------|----------|----------|------------|
| 2011 | Date | Opp | W/L | P/S | Att | Cmp | Pct | Yds | TD | Int | Lg | Sk/Yds | Rtg | Rsh | Yds | TD | Net Yds. | Offense |
| Sep 11 | Sea | W | - | - | - | - | - | - | - | - | INACTIVE | - | - | - | - | - | - | - |
| Sep 18 | Dal | L | - | - | - | - | - | - | - | - | INACTIVE | - | - | - | - | - | - | - |
| Sep 25 | at Cin | W | - | - | - | - | - | - | - | - | INACTIVE | - | - | - | - | - | - | - |
| Oct 2 | at Phi | W | - | - | - | - | - | - | - | - | INACTIVE | - | - | - | - | - | - | - |
| Oct 9 | TB | W | - | - | - | - | - | - | - | - | INACTIVE | - | - | - | - | - | - | - |
| Oct 16 | at Det | W | - | - | - | - | - | - | - | - | INACTIVE | - | - | - | - | - | - | - |
| Oct 30 | Cle | W | - | - | - | - | - | - | - | - | INACTIVE | - | - | - | - | - | - | - |
| Nov 6 | at Was | W | - | - | - | - | - | - | - | - | INACTIVE | - | - | - | - | - | - | - |
| Nov 13 | NYG | W | - | - | - | - | - | - | - | - | INACTIVE | - | - | - | - | - | - | - |
| Nov 20 | Arz | W | - | - | - | - | - | - | - | - | INACTIVE | - | - | - | - | - | - | - |
| Nov 24 | at Bal | L | - | - | - | - | - | - | - | - | INACTIVE | - | - | - | - | - | - | - |
| Dec 4 | StL | W | - | - | - | - | - | - | - | - | INACTIVE | - | - | - | - | - | - | - |
| Dec 11 | at Arz | L | - | - | - | - | - | - | - | - | INACTIVE | - | - | - | - | - | - | - |
| Dec 19 | Pit | W | - | - | - | - | - | - | - | - | INACTIVE | - | - | - | - | - | - | - |
| Dec 24 | at Sea | W | - | - | - | - | - | - | - | - | INACTIVE | - | - | - | - | - | - | - |
| Jan 1 | at StL | W | - | - | - | - | - | - | - | - | INACTIVE | - | - | - | - | - | - | - |
| TOTALS | | | | 0/0 | 0 | 0 | 0.0 | 0 | 0 | 0 | 0 | 0/0 | 0.0 | 0 | 0 | 0 | 0 | 0.0 |

2011 Postseason

| | | | | | | | | | | | | | | | | | | Total |
|------|---------------|-----|-----|------------|----------|----------|------------|----------|----------|----------|----------|------------|------------|----------|----------|----------|----------|------------|
| Pct. | Date | Opp | W/L | P/S | Att | Cmp | Pct | Yds | TD | Int | Lg | Sk/Yds | Rtg | Rsh | Yds | TD | Net Yds. | Offense |
| | Jan 14 | NO | W | - | - | - | - | - | - | - | INACTIVE | - | - | - | - | - | - | - |
| | Jan 22 | NYG | | | | | | | | | | | | | | | | |
| | TOTALS | | | 0/0 | 0 | 0 | 0.0 | 0 | 0 | 0 | 0 | 0/0 | 0.0 | 0 | 0 | 0 | 0 | 0.0 |

TOLZIEN'S CAREER NFL STATISTICS

| YEAR | TEAM | GP | GS | PASSING | | | | | | | | | | RUSHING | | | | | |
|---------------|------|----------|----------|----------|----------|------------|----------|----------|----------|----------|----------|----------|----------|----------|----------|----------|------------|----------|----------|
| | | | | ATT | CMP | PCT | YDS | TD | INT | LG | SK | LST | RTG | ATT | YDS | AVG | LG | TD | |
| 2011 | SF | 0 | 0 | 0 | 0 | 0.0 | 0 | 0 | 0 | 0 | 0 | 0 | 0 | 0 | 0 | 0 | 0.0 | 0 | 0 |
| TOTALS | | 0 | 0 | 0 | 0 | 0.0 | 0 | 0 | 0 | 0 | 0 | 0 | 0 | 0 | 0 | 0 | 0.0 | 0 | 0 |

PLAYOFFS

| YEAR | TEAM | GP | GS | PASSING | | | | | | | | | | RUSHING | | | | | |
|---------------|------|----------|----------|----------|----------|------------|----------|----------|----------|----------|----------|----------|----------|----------|----------|----------|------------|----------|----------|
| | | | | ATT | CMP | PCT | YDS | TD | INT | LG | SK | LST | RTG | ATT | YDS | AVG | LG | TD | |
| 2011 | SF | 0 | 0 | 0 | 0 | 0.0 | 0 | 0 | 0 | 0 | 0 | 0 | 0 | 0 | 0 | 0 | 0.0 | 0 | 0 |
| TOTALS | | 0 | 0 | 0 | 0 | 0.0 | 0 | 0 | 0 | 0 | 0 | 0 | 0 | 0 | 0 | 0 | 0.0 | 0 | 0 |



// TRANSACTIONS

Originally signed as an undrafted free agent with SD on 7/26/11... Waived by SD on 9/3/11...Claimed by SF on 9/4/11.

// COLLEGE

Played in 29 games (26 starts) at Wisconsin, completing 410 of 602 atts. for 5,271 yds., 32 TDs and 18 INTs. Holds school records for career completion percentage (68.1 pct.) and career QB rating (153.2). Also ranks 4th in school history with 5,271 yds. passing and 410 comps., while his 32 career TD passes rank 6th. As a senior, was the recipient of the Johnny Unitas Golden Arm Award and was named second-team All-Big 10 by the coaches. Started all 13 games and completed 194 of 266 atts. for 2,459 yds, 16 TDs and 6 INTs. Set the school record for single-season comp. pct. (72.9 pct.) and QB rating (165.8). In 2009, was named honorable mention All-Big 10 and was the recipient of the Wayne Souza Coaches' Appreciation Award. Started all 13 games and completed 211 of 328 atts. for 2,705 yds., 16 TDs and 11 INTs. Set the school single-season record with 211 comps., while the 2,705 passing yds. rank 2nd in school history. In 2008, saw action in 3 games and completed 5 of 8 atts. for 107 yds. and 1 INT. Did not see game action as a freshman. Redshirted in 2006.

// PERSONAL

- Attended Fremd HS in Palatine, IL, and was an all-state and academic all-state selection as a senior.
- Also a two-time all-conference and academic all-conference selection.
- Lettered in football, basketball, track and baseball.
- Member of the National Honor Society
- Born Scott Tolzien (9/4/87) in Rolling Meadows, IL.
- Majored in consumer affairs with a business certificate.



WILL
TUKUAFU
| DEFENSIVE TACKLE



6-4 | 293 | OREGON | 1ST YEAR | BORN 1.3.84 | SALT LAKE CITY, UT
ACQUIRED FA IN '10 | EAST HS, SALT LAKE CITY, UT

A young, physical player, Will Tukuafu signed with the 49ers in August 2010 and spent a majority of his rookie campaign on the 49ers practice squad before being promoted to the active roster on 12/18/10. Tukuafu was the co-recipient of the team's Thomas Herrion Memorial Award last year, which is presented to a rookie or first-year player who best represents the dream of Thomas Herrion, to make the most of your opportunities.

- Will definitely gives his best on and off the football field. He loves learning and has a passion for working in construction. He has been active in the commercial construction industry since college and says that once his playing days are over, he would like to have a more active role in it. He has completed several internships for a construction company and worked closely with an engineer and project manager to learn the inner workings of the business. He continues to stay in contact with them and plans to work with them during the offseasons. He says one of the reasons that he enjoys construction so much is that he likes to see things built from the beginning to the end, and then being able to have a finished project to show for it.

// 2011 HIGHLIGHTS

- Made NFL debut and recorded his 1st career FR on his 1st career play from scrimmage vs. Sea. (9/11). Recorded the fumble in mid-air that was forced by LB Parys Haralson. The takeaway led to a 49ers FG in the 2nd qtr.
- Left game at Phi. (10/2) with wrist injury.

// GOLDMINE

- Will was the co-recipient (with RB Anthony Dixon) of the 2010 Thomas Herrion Award. The award is presented annually to a rookie or first-year player who has taken advantage of every opportunity, turned it into a positive and made their dream come true like Thomas Herrion and is voted on by the coaches.
- Will takes great pride in his family and says if it wasn't for them, he wouldn't be where he is today. "My parents came here from Tonga in 1979 and worked as janitors to support our family. It's seeing the sacrifices that they made for us that motivates me to work hard and always give my best."

// 2011 INJURY REPORT

- Placed on Injured Reserve (wrist) on 10/4.

TUKUAFU'S GAME-BY-GAME

| 2011 | | | | | | | | | | | | | | |
|--------------------------------------|--------|-----|-----|------------|----------|----------|----------|------------|------------|----------|----------|----------|----------|-------------|
| Date | Opp | W/L | P/S | Tot | Sol | Ast | Sk | Yds | Int | Yds | PD | FF | FR Yds | |
| Sep 11 | Sea | W | 1/0 | 2 | 0 | 2 | 0.0 | 0.0 | 0 | 0 | 0 | 0 | 1 12 | |
| Sep 18 | Dal | L | 1/0 | 0 | 0 | 0 | 0.0 | 0.0 | 0 | 0 | 0 | 0 | 0 0 | |
| Sep 25 | at Cin | W | 1/0 | 0 | 0 | 0 | 0.0 | 0.0 | 0 | 0 | 0 | 0 | 0 0 | |
| Oct 2 | at Phi | W | 1/0 | 0 | 0 | 0 | 0.0 | 0.0 | 0 | 0 | 0 | 0 | 0 0 | |
| PLACED ON INJURED RESERVE ON 10/4/11 | | | | | | | | | | | | | | |
| TOTALS | | | | 4/0 | 2 | 0 | 2 | 0.0 | 0.0 | 0 | 0 | 0 | 0 | 1 12 |

TUKUAFU'S CAREER STATISTICS

| YEAR | TEAM | GP | GS | TACKLES | | | | | INTERCEPTIONS | | | | | FUMBLES | | | |
|---------------|------|----------|----------|----------|----------|----------|------------|------------|---------------|----------|----------|----------|----------|----------|----------|-----------|---|
| | | | | TOT | SOL | AST | SACKS | YDS | INT | YDS | LG | TD | PD | FF | FR | YDS | |
| 2010 | SF | 0 | 0 | 0 | 0 | 0 | 0.0 | 0.0 | 0 | 0 | 0 | 0 | 0 | 0 | 0 | 0 | 0 |
| 2011 | SF | 4 | 0 | 2 | 0 | 2 | 0.0 | 0.0 | 0 | 0 | 0 | 0 | 0 | 0 | 1 | 12 | |
| TOTALS | | 4 | 0 | 2 | 0 | 2 | 0.0 | 0.0 | 0 | 0 | 0 | 0 | 0 | 0 | 1 | 12 | |

Milestones:

NFL Debut: vs. Sea. (9/11/11); **First FR:** vs. Sea. (9/11/11 – QB Tarvaris Jackson)



// TRANSACTIONS

Originally signed as an undrafted rookie free agent by Sea. on 6/8/10...Released by Sea. on 6/22/10...Signed by SF on 8/12/10... Released by SF on 9/3/10...Signed to SF practice squad on 9/5/10... Promoted to active roster on 12/18/10.

// AWARDS & HONORS

2010: Thomas Herrion Award (Co-recipient with RB Anthony Dixon)

// 2010

- Spent the first 15 weeks of the season on the practice squad, before being promoted to the active roster for the final 2 games. Inactive in the final 2 contests.

TUKUAFU'S GAME-BY-GAME

| 2010 | | | | | | | | | | | | | | | | | |
|---|--------|-----|-----|------------|----------------|----------|----------|------------|----------|----------|----------|----------|----------|----------|---|---|---|
| Date | Opp | W/L | P/S | Tot | Sol | Ast | Sk | Yds | Int | Yds | PD | FF | FR | Yds | | | |
| Sep 12 | at Sea | L | - | - | PRACTICE SQUAD | | | | | | | | | | - | - | - |
| Sep 20 | NO | L | - | - | PRACTICE SQUAD | | | | | | | | | | - | - | - |
| Sep 26 | at KC | L | - | - | PRACTICE SQUAD | | | | | | | | | | - | - | - |
| Oct 3 | at Atl | L | - | - | PRACTICE SQUAD | | | | | | | | | | - | - | - |
| Oct 10 | Phi | L | - | - | PRACTICE SQUAD | | | | | | | | | | - | - | - |
| Oct 17 | Oak | W | - | - | PRACTICE SQUAD | | | | | | | | | | - | - | - |
| Oct 24 | at Car | L | - | - | PRACTICE SQUAD | | | | | | | | | | - | - | - |
| Oct 31 | Den | W | - | - | PRACTICE SQUAD | | | | | | | | | | - | - | - |
| Nov 14 | StL | W | - | - | PRACTICE SQUAD | | | | | | | | | | - | - | - |
| Nov 21 | TB | L | - | - | PRACTICE SQUAD | | | | | | | | | | - | - | - |
| Nov 29 | at Arz | W | - | - | PRACTICE SQUAD | | | | | | | | | | - | - | - |
| Dec 5 | at GB | L | - | - | PRACTICE SQUAD | | | | | | | | | | - | - | - |
| Dec 12 | Sea | W | - | - | PRACTICE SQUAD | | | | | | | | | | - | - | - |
| Dec 16 | at SD | L | - | - | PRACTICE SQUAD | | | | | | | | | | - | - | - |
| SIGNED TO THE ACTIVE ROSTER ON 12/18 | | | | | | | | | | | | | | | | | |
| Dec 26 | at StL | L | - | - | INACTIVE | | | | | | | | | | - | - | - |
| Jan 2 | Arz | W | - | - | INACTIVE | | | | | | | | | | - | - | - |
| TOTALS | | | | 0/0 | 0 | 0 | 0 | 0.0 | 0 | 0 | 0 | 0 | 0 | 0 | | | |

// COLLEGE

Played in 39 games (37 starts) for the Ducks, registering 131 tackles, 32.5 TFLs, 14.5 sacks, 4 FFs, 5 FRs and 4 PDs. As a senior, named second-team All-Pac 10 by the coaches. Also earned Oregon's Schaffeld Award (outstanding defensive lineman) and Gonyea Award (most inspirational player). Started all 13 games and notched 36 tackles, 6.5 TFLs, 2.5 sacks, FF and FR. In 2008, named honorable mention All-Pac 10 by the coaches, starting all 13 games and registering 59 tackles, 17.5 TFLs, 7.5 sacks, FF, FR and 2 PDs. As a sophomore, played in 13 games (11 starts) and recorded 36 tackles, 8.5 TFLs, 4.5 sacks, 2 FFs, 3 FRs and 2 PDs en route to earning the team's Casanova Award (top newcomer) and being named honorable mention All-Pac 10 by the coaches. Prior to Oregon, starred at Scottsdale Community College, posting 56 tackles, 24 TFLs and 2 FRs in 2005. Earned All-Western States Football League honors and ranked among the top two junior college defensive linemen on the SuperPrep JUCO 100, also listed as the nation's seventh-best junior college prospect by Rivals.com

// PERSONAL

- Attended East (Salt Lake City, UT) HS and earned all-region honors as a junior and senior.
- Also lettered in basketball.
- Initially signed a letter of intent to BYU before going on a two-year LDS mission.
- Married to his wife, Krystal.
- One of 16 children, Will has 10 brothers and 5 sisters.
- Born William T. Tukuafu (1/3/84) in Salt Lake City, UT.
- Majored in political science.

// INJURY REPORT

2011: Left game at Phi. (10/2) with wrist injury and was placed on Injured Reserve (10/4).



46

DELANIE WALKER
| TIGHT END



6-0 | 242 | CENTRAL MISSOURI | 6TH YEAR | BORN 8.12.84 | POMONA, CA
ACQUIRED D-6A IN '06 | POMONA HS, POMONA, CA

Delanie Walker provides the 49ers with an explosive receiving threat at the tight end position, posing several match-up problems for opposing defenses. Walker has seen his receiving total rise in each of the last three seasons, including setting career highs in receipts. (29) and rec. yds. (331) in 2010. Originally a 6th-round selection by San Francisco in 2006, Walker has put his deceptive speed on display not only on offense, but also on special teams, totaling 58 special teams tackles over the past five years (2007-11). Walker is one of only three players to be drafted out of Central Missouri since 1990 (DL Colston Wetherington - 7th round by Dal. in 1999 and DE Roderick Green - 5th round by Bal. in 2003).

// 2011 HIGHLIGHTS

- Led team with 3 special teams tackles vs. Sea. (9/11), while also seeing action on offense.
- Hauled in a 29-yd. TD pass vs. Dal. (9/18) to record his third career TD and 1st since 12/2/07 at Car.
- Recorded his second TD of the season with a 26-yd. TD catch vs. TB (10/9) on the 49ers opening drive, marking the first time in his career that he has multiple TDs in a season.
- Caught a game-winning 6-yd. TD pass on 4th-down with 1:51 left from QB Alex Smith at Det. (10/16) for the 25-19 victory over the previously unbeaten Lions.
- Recovered the onside kick by K David Akers in the 2nd qtr. vs. NYG (11/13), which marked the first recovered 49ers onside kick since 12/23/07 vs. TB (K Joe Nedney kick recovered by TE Delanie Walker). Tied his career high with 6 receipts., hauling in 69 yds.

// GOLDMINE

- Over the years, Delanie has owned quite a selection of cars, ranging from classics to newer models. Among his collection has been a 1964 Chevy Impala, 1972 Buick Skylark, 1989 Camaro IROC-Z28, 2008 Mercedes-Benz CL63 AMG and 2010 F250 truck. Delanie's passion for cars can be traced back to his childhood, where he would spend countless hours refurbishing old autos with the help of his friend's father, who was a mechanic. "Growing up we didn't have much money, so we would buy cars from the junkyard and fix them up. We'd spend all day taking off parts and replacing them, just like new. The most important lesson I learned was 'the way you take it off is the way you put it back on.'" Delanie admits that cars these days have become more advanced and that he is only comfortable working on models that are pre-1990. After his playing days are over, he envisions owning a car restoration shop.

- Having grown up in a tough neighborhood, Delanie knows first-hand how difficult it is to overcome obstacles in order to achieve one's goals. Throughout the past several offseasons, Delanie has visited delinquent youths across the Bay Area, making it a point to share his story and give positive reinforcement to those who can relate to him. "It's very important that people know about what I've been through. You can grow up in the worst neighborhood and still make it to the NFL. That's why I want kids, especially in the Bay Area, to understand that you can overcome those situations, because I did."
- For a 240-pound tight end, Delanie sure makes a lot of tacklers miss. His speed on the field can be linked to his success on the track as a high school senior. Despite lettering only one year, Delanie won the Division III 100m (10.6) and long jump (21-5) titles, while also serving as a member of the winning 4x100m relay team at the 2002 Miramonte League Meet. Delanie's younger brother, Anthony, competed in the 400m and 4x400m at the collegiate level, and has his hopes set on making the Olympic team one day.

// 2011 INJURY REPORT

- Inactive (jaw) at StL (1/1/12) and vs. NO (1/14).

WALKER'S GAME-BY-GAME

| 2011 | | | | | | | | | |
|---------------|--------|-----|-----|----------------|-----------|------------|-------------|------------|----------|
| Date | Opp | W/L | P/S | Rec | Yds | Avg | Lg | TD | |
| Sep 11 | Sea | W | 1/1 | 1 | -1 | -1.0 | -1 | 0 | |
| Sep 18 | Dal | L | 1/0 | 2 | 38 | 19.0 | 29t | 1 | |
| Sep 25 | at Cin | W | 1/0 | 1 | 9 | 9.0 | 9 | 0 | |
| Oct 2 | at Phi | W | 1/0 | 3 | 20 | 6.7 | 11 | 0 | |
| Oct 9 | TB | W | 1/1 | 2 | 37 | 18.5 | 26t | 1 | |
| Oct 16 | at Det | W | 1/0 | 2 | 11 | 5.5 | 6t | 1 | |
| Oct 30 | Cle | W | 1/0 | 0 | 0 | 0.0 | 0 | 0 | |
| Nov 6 | at Was | W | 1/1 | 2 | 15 | 7.5 | 10 | 0 | |
| Nov 13 | NYG | W | 1/1 | 6 | 69 | 11.5 | 19 | 0 | |
| Nov 20 | Arz | W | 1/0 | 0 | 0 | 0.0 | 0 | 0 | |
| Nov 24 | at Bal | L | 1/1 | 0 | 0 | 0.0 | 0 | 0 | |
| Dec 4 | StL | W | 1/0 | 0 | 0 | 0.0 | 0 | 0 | |
| Dec 11 | at Arz | L | 1/0 | 0 | 0 | 0.0 | 0 | 0 | |
| Dec 19 | Pit | W | 1/1 | 0 | 0 | 0.0 | 0 | 0 | |
| Dec 24 | at Sea | W | 1/1 | 0 | 0 | 0.0 | 0 | 0 | |
| Jan 1 | at StL | - | - | INACTIVE (Jaw) | | - | - | - | |
| TOTALS | | | | 15/7 | 19 | 198 | 10.4 | 29t | 3 |

| 2011 Postseason | | | | | | | | | |
|-----------------|-----|-----|-----|----------------|----------|----------|------------|----------|----------|
| Date | Opp | W/L | P/S | Rec | Yds | Avg | Lg | TD | |
| Jan 14 | Sea | W | - | INACTIVE (Jaw) | | - | - | - | |
| Jan 22 | NYG | - | - | - | - | - | - | - | |
| TOTALS | | | | 0/0 | 0 | 0 | 0.0 | 0 | 0 |

Special Teams Tackles: 8



WALKER'S CAREER STATISTICS

| YEAR | TEAM | GP | GS | RECEIVING | | | | | RUSHING | | | | |
|---------------|------|-----------|-----------|------------|--------------|-------------|-----------|----------|-----------|-----------|------------|-----------|----------|
| | | | | NO | YDS | AVG | LG | TD | ATT | YDS | AVG | LG | TD |
| 2006 | SF | 7 | 1 | 2 | 30 | 15.0 | 29 | 0 | 0 | 0 | 0.0 | 0 | 0 |
| 2007 | SF | 16 | 10 | 21 | 174 | 8.3 | 26 | 1 | 0 | 0 | 0.0 | 0 | 0 |
| 2008 | SF | 15 | 2 | 10 | 155 | 15.5 | 53 | 1 | 2 | -13 | -6.5 | -3 | 0 |
| 2009 | SF | 16 | 8 | 21 | 233 | 11.1 | 39 | 0 | 3 | 34 | 11.3 | 16 | 0 |
| 2010 | SF | 14 | 8 | 29 | 331 | 11.4 | 38 | 0 | 3 | 18 | 6.0 | 10 | 0 |
| 2011 | SF | 15 | 7 | 19 | 198 | 10.4 | 29t | 3 | 3 | 5 | 1.7 | 14 | 0 |
| TOTALS | | 83 | 36 | 102 | 1,121 | 11.0 | 53 | 5 | 11 | 44 | 4.0 | 16 | 0 |

| YEAR | TEAM | KICKOFF RETURNS | | | | | PUNT RETURNS | | | | | |
|---------------|------|-----------------|------------|-------------|-----------|----------|--------------|----------|----------|------------|----------|----------|
| | | NO | YDS | AVG | LG | TD | NO | FC | YDS | AVG | LG | TD |
| 2006 | SF | 1 | 25 | 25.0 | 25 | 0 | 0 | 0 | 0 | 0.0 | 0 | 0 |
| 2007 | SF | 3 | 63 | 21.0 | 30 | 0 | 0 | 0 | 0 | 0.0 | 0 | 0 |
| 2008 | SF | 13 | 257 | 19.8 | 35 | 0 | 0 | 0 | 0 | 0.0 | 0 | 0 |
| 2009 | SF | 5 | 85 | 17.0 | 25 | 0 | 0 | 0 | 0 | 0.0 | 0 | 0 |
| 2010 | SF | 5 | 70 | 14.0 | 20 | 0 | 0 | 0 | 0 | 0.0 | 0 | 0 |
| 2011 | SF | 0 | 0 | 0.0 | 0 | 0 | 0 | 0 | 0 | 0.0 | 0 | 0 |
| TOTALS | | 27 | 500 | 18.5 | 35 | 0 | 0 | 0 | 0 | 0.0 | 0 | 0 |

PLAYOFFS

| YEAR | TEAM | RECEIVING | | | | | RUSHING | | | | | | |
|---------------|------|-----------|----------|----------|----------|------------|----------|----------|----------|----------|------------|----------|----------|
| | | GP | GS | NO | YDS | AVG | LG | TD | ATT | YDS | AVG | LG | TD |
| 2006 | SF | 0 | 0 | 0 | 0 | 0.0 | 0 | 0 | 0 | 0 | 0.0 | 0 | 0 |
| TOTALS | | 0 | 0 | 0 | 0 | 0.0 | 0 | 0 | 0 | 0 | 0.0 | 0 | 0 |

| YEAR | TEAM | KICKOFF RETURNS | | | | | PUNT RETURNS | | | | | |
|---------------|------|-----------------|----------|------------|----------|----------|--------------|----------|----------|------------|----------|----------|
| | | NO | YDS | AVG | LG | TD | NO | FC | YDS | AVG | LG | TD |
| 2006 | SF | 0 | 0 | 0.0 | 0 | 0 | 0 | 0 | 0 | 0.0 | 0 | 0 |
| TOTALS | | 0 | 0 | 0.0 | 0 | 0 | 0 | 0 | 0 | 0.0 | 0 | 0 |

Additional Statistics:

Special Teams Tackles – 58: 2007 (2), 2008 (15), 2009 (20), 2010 (13), 2011 (8)

Fumbles–Lost – 5–3: 2–0 in 2008, 2–2 in 2009, 1–1 in 2010

Onside Kick Recoveries – 3: 2007 (2), 2011 (1)

Milestones:

NFL Debut: vs. Oak. (10/8/06); **First Start:** vs. NO (12/3/06); **First Reception:** vs. GB (12/10/06 – 29–yd. pass from QB Alex Smith); **First Receiving TD:** at Car. (12/2/07 – 21–yd. pass from QB Trent Dilfer)

WALKER'S CAREER HIGHS

Receptions: 6 (2 times) Last vs. NYG (11/13/11)

Receiving Yards: 85 vs. Den. (10/31/10)

Long Reception: 53 vs. Sea. (10/26/08)

Long Rush: 16 vs. StL (10/4/09)

Kickoff Returns: 5 at Dal. (11/23/08)

Kickoff Return Yards: 112 at Dal. (11/23/08)

Kickoff Return Long: 35 at Dal. (11/23/08)

**// TRANSACTIONS**

Originally the first of three 6th-round (175th pick overall) draft choices by SF in 2006... Signed a three-year extension through the 2012 season on 6/22/08.

// 2010

- Set career highs in receipts. (29) and rec. yds. (331).
- Registered a career-high 85 rec. yds. on 5 receipts., including a 38-yd. catch to the 1-yd. line to set up the 49ers first TD vs. Den. (10/31).
- Hauled in 4 receipts. for 80 yds. vs. StL (11/14), marking the first time in his career he registered 80 rec. yds. in back-to-back games.

// 2009

- Set a new single-season career high with 233 rec. yds.
- Ranked t-3rd on the team with a career-high 20 special teams tackles.
- Registered a season-high 4 receipts. for 52 yds., including 2 receipts. over 20 yds. vs. Jax. (11/29).

// 2008

- Started his first game of season and caught 1 pass for 8 yds. vs. NE (10/5).
- Filled in at fullback vs. Phi. (10/12) when FB Zak Keasey (bicep) left in 2nd qtr.
- Hauled in a career-long 53-yd. catch from O'Sullivan in 1st qtr. vs. Sea. (10/26) to set up the 49ers first score of game. Left game in 2nd qtr. with elbow injury and did not return.
- Returned 5 kickoffs for 112 yds. at Dal. (11/23) after KR Allen Rossum left game with an ankle injury.

// 2007

- Posted 21 receipts. and 174 rec. yds. with 1 TD. Also recovered 2 on-side kicks on special teams.
- Made first start of season at Pit. (9/23) and caught 3 passes for 19 yds., while returning 3 kickoffs for 63 yds.
- Recorded first career TD on a 21-yd. pass from QB Trent Dilfer at Car. (12/2).
- Established career-highs in receipts. and rec. yds. vs. Min. (12/9), recording 6 catches for 66 yds. as he was on other end of QB Shaun Hill's first career completion.

// 2006

- Injured shoulder early in training camp and missed first month of season.
- Played first career game vs. Oak. (10/8) and recorded his first NFL touch when he returned a kickoff 25 yds.
- Made first career start in a two-TE set at NO (12/3) and saw extended playing time due to a knee injury suffered by Eric Johnson.

// COLLEGE

Became first and only player selected in 49ers history from Central Missouri, where he played 20 games and finished his college career tied with Anthony Simpson (1994-95) for 8th on school's career-record list with 113 receipts. When Walker left UCM, his 1,347 rec. yds. ranked 11th in school history, while his 965 yds. on kickoff returns ranked 7th and 2,578 all-purpose yds. ranked 9th. Including his 19 games at Mt. San Antonio College, he caught 199 passes for 2,659 yds. and 23 TDs in 39 contests during his collegiate career. His 2 kickoff returns for TDs in 2003 tied school season-record first set by Walter Rhome in 1971, and his 3 kickoff returns for scores tied CMSU's all-time record also held by Rhome (1969-72).

// PERSONAL

- Attended Pomona (CA) HS, where he was a first-team All-Region selection by *The Los Angeles Times*, adding all-division and All-San Gabriel Valley honors as a senior.
- Twice chosen Miramonte League Offensive POY and was selected as the 2001 Pomona Red Devil of the Year.
- Has a son, Delanie Jr. (7), who lives with his mom in Los Angeles.
- Born Delanie Walker (8/12/84) in Pomona, CA.
- Majored in video production, with a minor in criminal justice.

// INJURY REPORT

- 2006:** Suffered a shoulder injury during training camp and missed the first 3 weeks of the regular season [at Arz. (9/10), vs. StL (9/17) and vs. Phi. (9/24)].
- 2008:** Inactive at Arz. (11/10) with an elbow injury suffered vs. Sea. (10/26).
- 2010:** Missed 2 games [vs. Phi. (10/10) and vs. Oak. (10/17)] with an ankle injury.



WALKER'S GAME-BY-GAME

| 2006 | | | | | | | | | | 2009 | | | | | | | | | |
|---------------|--------|-----|------------|---------------------|-----------|-------------|-----------|----------|--|---------------|--------|-----|-------------|-----------|------------|-------------|-----------|----------|--|
| Date | Opp | W/L | P/S | Rec | Yds | Avg | Lg | TD | | Date | Opp | W/L | P/S | Rec | Yds | Avg | Lg | TD | |
| Sep 10 | at Arz | L | - | INACTIVE (Shoulder) | | - | - | - | | Sep 13 | at Arz | W | 1/0 | 1 | 17 | 0.0 | 0 | 0 | |
| Sep 17 | StL | W | - | INACTIVE (Shoulder) | | - | - | - | | Sep 20 | Sea | W | 1/0 | 0 | 0 | 0.0 | 0 | 0 | |
| Sep 24 | Phi | L | - | INACTIVE (Shoulder) | | - | - | - | | Sep 27 | at Min | L | 1/0 | 0 | 0 | 0.0 | 0 | 0 | |
| Oct 1 | at KC | L | - | DID NOT PLAY | | - | - | - | | Oct 4 | StL | W | 1/1 | 1 | 10 | 10.0 | 10 | 0 | |
| Oct 8 | Oak | W | 1/0 | 0 | 0 | 0.0 | 0 | 0 | | Oct 11 | Atl | L | 1/1 | 1 | 39 | 39.0 | 39 | 0 | |
| Oct 15 | SD | L | 1/0 | 0 | 0 | 0.0 | 0 | 0 | | Oct 25 | at Hou | L | 1/0 | 1 | 2 | 2.0 | 2 | 0 | |
| Oct 29 | at Chi | L | 1/0 | 0 | 0 | 0.0 | 0 | 0 | | Nov 1 | at Ind | L | 1/1 | 0 | 0 | 0.0 | 0 | 0 | |
| Nov 5 | Min | W | 1/0 | 0 | 0 | 0.0 | 0 | 0 | | Nov 8 | Ten | L | 1/1 | 1 | 13 | 13.0 | 13 | 0 | |
| Nov 12 | at Det | W | 1/0 | 0 | 0 | 0.0 | 0 | 0 | | Nov 12 | Chi | W | 1/0 | 0 | 0 | 0.0 | 0 | 0 | |
| Nov 19 | Sea | W | - | - | INACTIVE | | - | - | | Nov 22 | at GB | L | 1/0 | 0 | 0 | 0.0 | 0 | 0 | |
| Nov 26 | at StL | L | - | - | INACTIVE | | - | - | | Nov 29 | Jax | W | 1/1 | 4 | 52 | 0.0 | 22 | 0 | |
| Dec 3 | NO | L | 1/1 | 0 | 0 | 0.0 | 0 | 0 | | Dec 6 | at Sea | L | 1/1 | 3 | 28 | 9.3 | 18 | 0 | |
| Dec 10 | GB | L | 1/0 | 2 | 30 | 15.0 | 29 | 0 | | Dec 14 | Arz | W | 1/1 | 1 | 2 | 2.0 | 2 | 0 | |
| Dec 14 | at Sea | W | - | DID NOT PLAY | | - | - | - | | Dec 20 | at Phi | L | 1/1 | 3 | 28 | 9.3 | 13 | 0 | |
| Dec 24 | Arz | L | - | - | INACTIVE | | - | - | | Dec 27 | Det | W | 1/0 | 3 | 36 | 12.0 | 22 | 0 | |
| Dec 31 | at Den | W | - | - | INACTIVE | | - | - | | Jan 3 | at StL | W | 1/0 | 2 | 6 | 3.0 | 5 | 0 | |
| TOTALS | | | 7/1 | 2 | 30 | 15.0 | 29 | 0 | | TOTALS | | | 16/8 | 21 | 233 | 11.1 | 39 | 0 | |

| 2007 | | | | | | | | | | 2010 | | | | | | | | | |
|---------------|--------|-----|--------------|-----------|------------|------------|-----------|----------|--|---------------|--------|-----|-------------|------------------|------------|-------------|-----------|----------|--|
| Date | Opp | W/L | P/S | Rec | Yds | Avg | Lg | TD | | Date | Opp | W/L | P/S | Rec | Yds | Avg | Lg | TD | |
| Sep 10 | Arz | W | 1/0 | 0 | 0 | 0.0 | 0 | 0 | | Sep 12 | at Sea | L | 1/1 | 3 | 27 | 9.0 | 14 | 0 | |
| Sep 16 | at StL | W | 1/0 | 0 | 0 | 0.0 | 0 | 0 | | Sep 20 | NO | L | 1/0 | 2 | 26 | 13.0 | 22 | 0 | |
| Sep 23 | at Pit | L | 1/1 | 3 | 19 | 6.3 | 13 | 0 | | Sep 26 | at KC | L | 1/0 | 1 | 6 | 6.0 | 6 | 0 | |
| Sep 30 | Sea | L | 1/1 | 1 | 7 | 7.0 | 7 | 0 | | Oct 3 | at Atl | L | 1/0 | 1 | 6 | 6.0 | 6 | 0 | |
| Oct 7 | Bal | L | 1/1 | 0 | 0 | 0.0 | 0 | 0 | | Oct 10 | Phi | L | - | INACTIVE (Ankle) | | - | - | | |
| Oct 21 | at NYG | L | 1/1 | 1 | 4 | 4.0 | 4 | 0 | | Oct 17 | Oak | W | - | INACTIVE (Ankle) | | - | - | | |
| Oct 28 | NO | L | 1/1 | 1 | 0 | 0.0 | 0 | 0 | | Oct 24 | at Car | L | 1/0 | 0 | 0 | 0.0 | 0 | 0 | |
| Nov 4 | at Atl | L | 1/0 | 0 | 0 | 0.0 | 0 | 0 | | Oct 31 | Den | W | 1/1 | 5 | 85 | 17.0 | 38 | 0 | |
| Nov 12 | at Sea | L | 1/0 | 1 | 2 | 2.0 | 2 | 0 | | Nov 14 | StL | W | 1/1 | 4 | 80 | 20.0 | 36 | 0 | |
| Nov 18 | StL | L | 1/1 | 0 | 0 | 0.0 | 0 | 0 | | Nov 21 | TB | L | 1/0 | 3 | 27 | 9.0 | 14 | 0 | |
| Nov 25 | at Arz | W | 1/1 | 1 | 5 | 5.0 | 5 | 0 | | Nov 29 | at Arz | W | 1/1 | 0 | 0 | 0.0 | 0 | 0 | |
| Dec 2 | at Car | L | 1/0 | 1 | 21 | 21.0 | 21 | 1 | | Dec 5 | at GB | L | 1/1 | 2 | 19 | 9.5 | 15 | 0 | |
| Dec 9 | Min | L | 1/1 | 6 | 66 | 10.8 | 26 | 0 | | Dec 12 | Sea | W | 1/1 | 1 | 7 | 7.0 | 7 | 0 | |
| Dec 15 | Cin | W | 1/1 | 2 | 13 | 6.5 | 7 | 0 | | Dec 16 | at SD | L | 1/0 | 3 | 14 | 4.7 | 6 | 0 | |
| Dec 23 | TB | W | 1/0 | 2 | 23 | 11.5 | 14 | 0 | | Dec 26 | at StL | L | 1/1 | 3 | 17 | 5.7 | 7 | 0 | |
| Dec 30 | at Cle | L | 1/1 | 2 | 14 | 7.0 | 10 | 0 | | Jan 2 | Arz | W | 1/1 | 1 | 17 | 17.0 | 17 | 0 | |
| TOTALS | | | 16/10 | 21 | 174 | 8.3 | 26 | 1 | | TOTALS | | | 14/8 | 29 | 331 | 11.4 | 38 | 0 | |

| 2008 | | | | | | | | | |
|---------------|--------|-----|-------------|------------------|------------|-------------|-----------|----------|--|
| Date | Opp | W/L | P/S | Rec | Yds | Avg | Lg | TD | |
| Sep 7 | Arz | W | 1/0 | 0 | 0 | 0.0 | 0 | 0 | |
| Sep 14 | at Sea | W | 1/0 | 3 | 44 | 14.7 | 24t | 1 | |
| Sep 21 | Det | L | 1/0 | 1 | 21 | 21.0 | 21 | 0 | |
| Sep 28 | at NO | L | 1/0 | 1 | 8 | 8.0 | 8 | 0 | |
| Oct 5 | NE | L | 1/1 | 0 | 0 | 0.0 | 0 | 0 | |
| Oct 12 | Phi | L | 1/1 | 0 | 0 | 0.0 | 0 | 0 | |
| Oct 19 | at NYG | L | 1/0 | 2 | 53 | 26.5 | 53 | 0 | |
| Oct 26 | Sea | L | 1/0 | 1 | 4 | 4.0 | 4 | 0 | |
| Nov 10 | at Arz | W | - | INACTIVE (Elbow) | | - | - | - | |
| Nov 16 | StL | L | 1/0 | 0 | 0 | 0.0 | 0 | 0 | |
| Nov 24 | at Dal | W | 1/0 | 0 | 0 | 0.0 | 0 | 0 | |
| Nov 31 | at Buf | W | 1/0 | 1 | 15 | 15.0 | 15 | 0 | |
| Dec 7 | NYJ | L | 1/0 | 1 | 10 | 10.0 | 10 | 0 | |
| Dec 14 | at Mia | W | 1/0 | 0 | 0 | 0.0 | 0 | 0 | |
| Dec 21 | at StL | W | 1/0 | 0 | 0 | 0.0 | 0 | 0 | |
| Dec 28 | Was | W | 1/0 | 0 | 0 | 0.0 | 0 | 0 | |
| TOTALS | | | 15/2 | 10 | 155 | 15.5 | 53 | 1 | |



DONTE WHITNER

| SAFETY



5-10 | 208 | OHIO ST. | 6TH YEAR | BORN 7.24.85 | CLEVELAND, OH
ACQUIRED FA IN '11 | GLENVILLE HS, CLEVELAND, OH

A physical presence in the defensive backfield, Donte Whitner spent his first five NFL seasons as the Buffalo Bills starting strong safety before joining the 49ers in 2011. Whitner was originally selected 8th overall in the 2006 NFL Draft by Buffalo and went on to help the Bills finish in the top 10 in pass defense in three of his five years (7th in '06, 2nd in '09, 3rd in '10) with the team.

- Watching Donte sprint from sideline to sideline on Sundays makes it hard to believe there were doubts on whether he would be able to walk again after suffering a near fatal accident as a youth. At the age of 6, Donte was run over by a car after darting into the middle of the street after a ball. For the next three months, Donte's mother, Deborah, carted her son around their Cleveland neighborhood in a wagon. Donte, who suffered multiple fractures to both legs, was forced to wear a body cast and doctors cautioned Deborah that her son might not be able to walk normally again. Obviously, Donte has since proved the doctors wrong.

// 2011 AWARDS & HONORS

- Garry Niver Award

// 2011 POSTSEASON HIGHLIGHTS

- On the Saints first drive of the game, Whitner forced a RB Pierre Thomas fumble on the 49ers 2-yd. line, which was recovered by LB Patrick Willis vs. NO (1/14/12)..

// 2011 HIGHLIGHTS

- Made 49ers debut vs. Sea. (9/11) and totaled 8 tackles and 1 PD.
- Notched his first INT as a Niner vs. Dal. (9/18), marking his sixth career INT.
- Recorded 7 tackles (6 solo), 1 QB pressure and 1 TFL at Det. (10/16) in a 25-19 come-from-behind victory.
- Put a hit on RB Chris Ogbonnaya in the 2nd qtr. vs. Cle. (10/30) to record his 1st FF of the season.
- Posted a season-high 9 tackles and recovered LB Patrick Willis' FF, which led to a TD in their 19-11 win at Was. (11/6).
- Made 14 stops, most since 11/28/10 vs. Pit. (18 tackles), and 1 PD vs. NYG (11/28).
- Recorded his second INT of the season and seventh of his career vs. Arz. (11/20). He returned the INT 48 yds., marking the second longest return of his career (76 yds. for a TD - 9/20/09 vs. TB). Whitner also registered his second FR of the season and tallied 2 PDs.
- Picked up his 3rd FR of the season at Sea. (12/24) after LB Larry Grant stripped the ball away from QB Tarvaris Jackson, stopping Seattle's potential go-ahead score late in the 4th qtr.

// GOLDMINE

- Upon his arrival to the 49ers in August, it didn't take long for Donte to reconnect with a familiar face. Both Donte and WR Ted Ginn Jr. attended Glenville High School in Cleveland, playing for Ginn's father, Ted Ginn Sr. Donte graduated from high school alongside former 49ers QB Troy Smith, while Ted Jr. followed close behind a year later.
- When Buffalo drafted Donte in 2006, he was just 20 years old. He had left for the NFL following his junior year in college, only after graduating several months early from high school to attend Ohio St.

WHITNER'S GAME-BY-GAME

2011

| Date | Opp | W/L | P/S | Tot | Sol | Ast | Sk | Yds | Int | Yds | PD | FF | FR | Yds | |
|---------------|--------|-----|-----|--------------|-----------|-----------|-----------|------------|------------|----------|-----------|-----------|----------|----------|----------|
| Sep 11 | Sea | W | 1/1 | 8 | 6 | 2 | 0.0 | 0.0 | 0 | 0 | 1 | 0 | 0 | 0 | |
| Sep 18 | Dal | L | 1/1 | 7 | 4 | 3 | 0.0 | 0.0 | 1 | 0 | 3 | 0 | 0 | 0 | |
| Sep 25 | at Cin | W | 1/1 | 2 | 2 | 0 | 0.0 | 0.0 | 0 | 0 | 1 | 0 | 0 | 0 | |
| Oct 2 | at Phi | W | - | DID NOT PLAY | | | - | - | - | - | - | - | - | - | |
| Oct 9 | TB | W | 1/1 | 5 | 4 | 1 | 0.0 | 0.0 | 0 | 0 | 0 | 0 | 0 | 0 | |
| Oct 16 | at Det | W | 1/1 | 7 | 6 | 1 | 0.0 | 0.0 | 0 | 0 | 0 | 0 | 0 | 0 | |
| Oct 30 | Cle | W | 1/1 | 7 | 4 | 3 | 0.0 | 0.0 | 0 | 0 | 0 | 1 | 0 | 0 | |
| Nov 6 | at Was | W | 1/1 | 9 | 6 | 3 | 0.0 | 0.0 | 0 | 0 | 0 | 0 | 1 | 0 | |
| Nov 13 | NYG | W | 1/1 | 14 | 9 | 5 | 0.0 | 0.0 | 0 | 0 | 1 | 0 | 0 | 0 | |
| Nov 20 | Arz | W | 1/1 | 2 | 2 | 0 | 0.0 | 0.0 | 1 | 48 | 2 | 0 | 1 | 0 | |
| Nov 24 | at Bal | L | 1/1 | 6 | 5 | 1 | 0.0 | 0.0 | 0 | 0 | 0 | 0 | 0 | 0 | |
| Dec 4 | StL | W | 1/1 | 5 | 4 | 1 | 0.0 | 0.0 | 0 | 0 | 1 | 0 | 0 | 0 | |
| Dec 11 | at Arz | L | 1/1 | 6 | 4 | 2 | 0.0 | 0.0 | 0 | 0 | 1 | 0 | 0 | 0 | |
| Dec 19 | Pit | W | 1/1 | 3 | 2 | 1 | 0.0 | 0.0 | 0 | 0 | 0 | 0 | 0 | 0 | |
| Dec 24 | at Sea | W | 1/1 | 7 | 3 | 4 | 0.0 | 0.0 | 0 | 0 | 0 | 0 | 1 | 0 | |
| Jan 1 | at StL | W | 1/1 | 3 | 2 | 1 | 0.0 | 0.0 | 0 | 0 | 0 | 0 | 0 | 0 | |
| TOTALS | | | | 15/15 | 91 | 63 | 28 | 0.0 | 0.0 | 2 | 48 | 10 | 1 | 3 | 0 |

2011 Postseason

| Date | Opp | W/L | P/S | Tot | Sol | Ast | Sk | Yds | Int | Yds | PD | FF | FR | Yds | |
|---------------|-----|-----|-----|------------|-----------|----------|----------|------------|------------|----------|----------|----------|----------|----------|----------|
| Jan 14 | NO | W | 1/1 | 10 | 6 | 4 | 0.0 | 0.0 | 0 | 0 | 0 | 1 | 0 | 0 | |
| Jan 22 | NYG | | | | | | | | | | | | | | |
| TOTALS | | | | 1/1 | 10 | 6 | 4 | 0.0 | 0.0 | 0 | 0 | 0 | 1 | 0 | 0 |

QB Pressures: 4
TFL: 2

QB Hits: 2



WHITNER'S CAREER STATISTICS

| YEAR | TEAM | GP | GS | TACKLES | | | | | INTERCEPTIONS | | | | | FUMBLES | | |
|---------------|------|-----------|-----------|------------|------------|------------|------------|-------------|---------------|------------|------------|----------|-----------|----------|----------|----------|
| | | | | TOT | SOL | AST | SACKS | YDS | INT | YDS | LG | TD | PD | FF | FR | YDS |
| 2006 | BUF | 15 | 14 | 107 | 85 | 22 | 0.0 | 0.0 | 1 | 10 | 10 | 0 | 5 | 0 | 0 | 0 |
| 2007 | BUF | 15 | 15 | 102 | 72 | 30 | 0.0 | 0.0 | 1 | 29 | 29 | 0 | 1 | 1 | 0 | 0 |
| 2008 | BUF | 13 | 13 | 63 | 51 | 12 | 1.0 | 13.0 | 0 | 0 | 0 | 0 | 1 | 1 | 0 | 0 |
| 2009 | BUF | 10 | 8 | 57 | 42 | 15 | 0.0 | 0.0 | 2 | 104 | 76t | 1 | 5 | 0 | 0 | 0 |
| 2010 | BUF | 16 | 16 | 140 | 96 | 44 | 0.5 | 2.0 | 1 | 37 | 37 | 0 | 7 | 1 | 1 | 0 |
| 2011 | SF | 15 | 15 | 91 | 63 | 28 | 0.0 | 0.0 | 2 | 48 | 0 | 0 | 10 | 1 | 3 | 0 |
| TOTALS | | 84 | 81 | 560 | 409 | 151 | 1.5 | 15.0 | 7 | 228 | 76t | 1 | 29 | 4 | 4 | 0 |

PLAYOFFS

| YEAR | TEAM | GP | GS | TACKLES | | | | | INTERCEPTIONS | | | | | FUMBLES | | |
|---------------|------|----------|----------|-----------|----------|----------|------------|------------|---------------|----------|----------|----------|----------|----------|----------|----------|
| | | | | TOT | SOL | AST | SACKS | YDS | INT | YDS | LG | TD | PD | FF | FR | YDS |
| 2011 | SF | 1 | 1 | 10 | 6 | 4 | 0.0 | 0.0 | 0 | 0 | 0 | 0 | 0 | 1 | 0 | 0 |
| TOTALS | | 1 | 1 | 10 | 6 | 4 | 0.0 | 0.0 | 0 | 0 | 0 | 0 | 0 | 1 | 0 | 0 |

Additional Statistics:

Special Teams Tackles – 1: 2010 (1)

Milestones:

NFL Debut: at NE (9/10/06); **First Start:** at Mia. (9/17/06); **50th Start:** at Atl. (12/27/09); **First Sack:** at StL. (9/28/08 – QB Trent Green); **First INT:** at NE (9/10/06 – QB Tom Brady); **First FF:** vs. NE (11/18/07 – RB Kevin Faulk); **First FR:** vs. Jax. (10/10/10) – QB David Garrard

WHITNER'S CAREER HIGHS

Total Tackles: 18 vs. Pit. (11/28/10)

Solo: 12 vs. Ten. (12/24/06)

Assists: 10 vs. Pit. (11/28/10)

Sacks: 1.0 at StL (9/28/08)

Interceptions: 1 (7 times) Last vs. Arz. (11/20/11)

Interception Yards: 76 vs. TB (9/20/09)

Passes Defensed: 3 vs. Det. (11/14/10)

Forced Fumbles: Regular Season – 1 (4 times) Last vs. Cle. (10/30/11);

Postseason – 1 vs. NO (1/14/12)

Fumble Recoveries: 1 (4 times) Last at Sea. (12/24/11)



// TRANSACTIONS

Originally a 1st-round (8th overall) draft choice by Buf. in the 2006 NFL Draft...Signed as an unrestricted free agent by SF on 8/6/11.

// AWARDS & HONORS

2006: Defensive Rookie of the Month (September), All-Rookie Team

// 2010 (BUFFALO)

- Totaled a career-high 138 tackles to go along with a career-high 7 PDs.
- Led all defensive backs with 11 tackles, while recovering a fumble that led to a Bills TD vs. Jax. (10/10).
- Posted a career-high 18 tackles vs. Pit. (11/28).
- Recorded first INT of season at Min. (12/5), adding 7 tackles and 1 PD.

// 2009 (BUFFALO)

- Recorded a career-high 2 INTs (one returned for TD).
- Posted a 76-yd. INT return for a TD off QB Byron Leftwich vs. TB (9/20).

// 2008 (BUFFALO)

- Voted a team captain.
- Recorded first career sack at StL. (9/28) for a loss of 13 yds. as the takedown helped stall a Rams drive and lead to a missed FG attempt.
- Forced a fumble at Den. (12/21) that was recovered by the Bills to help set up a Buffalo FG.

// 2007 (BUFFALO)

- Was the only Bills defender to take every snap (999) through the first 15 games. Streak came to an end in Week 17 due to illness (flu).
- Recorded his first career FF on a Kevin Faulk pass recept. in the 2nd quarter vs. NE (11/18).
- Posted second career INT vs. Mia. (12/9), with the turnover leading to a WR Lee Evans TD.

// 2006 (BUFFALO)

- Started 14 of 15 games played in his rookie campaign, finishing second on the team in tackles with 107, while posting 5 PDs and 1 INT.
- Named NFL Defensive Rookie of the Month (September).
- In his first professional game, recorded an INT during 4th quarter to give Buffalo a chance to win the game at NE (9/10).
- Made his first career start at strong safety at Mia. (9/17) and broke up a crucial two-point conversion in the 4th quarter.
- Led team with 14 tackles vs. Ten. (12/24).

// COLLEGE

Started 18 of 35 games for the Buckeyes, registering 164 tackles, 5 sacks, 13 TFLs, 9 PDs, 5 INTs, 2 FFs and 1 blocked punt returned for a TD. Earned First-Team All-Big Ten Conference honors as a junior in 2005 after starting every game at strong safety and totaling 73 tackles, 4 sacks, 9 TFLs, 6 PDs, 1 FF and 2 INTs (one returned for TD). Helped team rank 5th in the nation in total defense. (281.33 ypg.). Played in 10 games (6 starts) as a junior, sitting out contests after undergoing arthroscopic knee surgery.

// PERSONAL

- Attended Glenville (Cleveland, OH) HS, where he graduated several months early to attend Ohio State. Played in the U.S. Army Bowl. Finished career with 13 touchdowns, seeing action on both offense and defense.
- Earned Honor Roll recognition as he excelled in the classroom.
- Has one son, Donte Jr., and a daughter, D'aira Denise Whitner.
- Born Donte Whitner (7/24/85) in Cleveland, OH.

// INJURY REPORT

- 2006:** Inactive at NYJ (12/10) with a hamstring injury.
- 2007:** Inactive at Phi. (12/30) with the flu.
- 2008:** Inactive for three games [at NE (11/9), at KC (11/23) and vs. SF (11/30)] with a shoulder injury.
- 2009:** Suffered an thumb injury vs. NO (9/27) and was inactive for two games [at Mia. (10/4) and vs. Cle. (10/11)].
Left the game with an ankle injury at NYJ (10/18) and was inactive the following two games [at Car. (10/25) and vs. Hou. (11/1)].

WHITNER'S GAME-BY-GAME

2006 (Buffalo)

| Date | Opp | W/L | P/S | Tot | Sol | Ast | Sk | Yds | Int | Yds | PD | FF | FR | Yds |
|---------------|--------|-----|--------------|------------|-----------|-----------|----------------------|------------|----------|-----------|----------|----------|----------|----------|
| Sep 10 | at NE | L | 1/0 | 7 | 7 | 0 | 0.0 | 0.0 | 1 | 10 | 1 | 0 | 0 | 0 |
| Sep 17 | at Mia | W | 1/1 | 7 | 5 | 2 | 0.0 | 0.0 | 0 | 0 | 0 | 0 | 0 | 0 |
| Sep 24 | NYJ | L | 1/1 | 3 | 1 | 2 | 0.0 | 0.0 | 0 | 0 | 0 | 0 | 0 | 0 |
| Oct 1 | Min | W | 1/1 | 6 | 5 | 1 | 0.0 | 0.0 | 0 | 0 | 1 | 0 | 0 | 0 |
| Oct 8 | at Chi | L | 1/1 | 11 | 9 | 2 | 0.0 | 0.0 | 0 | 0 | 0 | 0 | 0 | 0 |
| Oct 15 | at Det | L | 1/1 | 8 | 6 | 2 | 0.0 | 0.0 | 0 | 0 | 1 | 0 | 0 | 0 |
| Oct 22 | NE | L | 1/1 | 7 | 5 | 2 | 0.0 | 0.0 | 0 | 0 | 0 | 0 | 0 | 0 |
| Nov 5 | GB | W | 1/1 | 3 | 2 | 1 | 0.0 | 0.0 | 0 | 0 | 0 | 0 | 0 | 0 |
| Nov 12 | at Ind | L | 1/1 | 4 | 2 | 2 | 0.0 | 0.0 | 0 | 0 | 0 | 0 | 0 | 0 |
| Nov 19 | at Hou | W | 1/1 | 7 | 4 | 3 | 0.0 | 0.0 | 0 | 0 | 0 | 0 | 0 | 0 |
| Nov 26 | Jax | W | 1/1 | 8 | 8 | 0 | 0.0 | 0.0 | 0 | 0 | 0 | 0 | 0 | 0 |
| Dec 3 | SD | L | 1/1 | 7 | 6 | 1 | 0.0 | 0.0 | 0 | 0 | 1 | 0 | 0 | 0 |
| Dec 10 | at NYJ | | | | | | INACTIVE (Hamstring) | | | | | | | |
| Dec 17 | Mia | W | 1/1 | 3 | 2 | 1 | 0.0 | 0.0 | 0 | 0 | 0 | 0 | 0 | 0 |
| Dec 24 | Ten | L | 1/1 | 14 | 12 | 2 | 0.0 | 0.0 | 0 | 0 | 0 | 0 | 0 | 0 |
| Dec 31 | at Bal | L | 1/1 | 12 | 11 | 1 | 0.0 | 0.0 | 0 | 0 | 1 | 0 | 0 | 0 |
| TOTALS | | | 15/14 | 107 | 85 | 22 | 0.0 | 0.0 | 1 | 10 | 5 | 0 | 0 | 0 |

2007 (Buffalo)

| Date | Opp | W/L | P/S | Tot | Sol | Ast | Sk | Yds | Int | Yds | PD | FF | FR | Yds |
|---------------|--------|-----|--------------|------------|-----------|-----------|--------------------|------------|----------|-----------|----------|----------|----------|----------|
| Sep 9 | Den | L | 1/1 | 9 | 6 | 3 | 0.0 | 0.0 | 0 | 0 | 0 | 0 | 0 | 0 |
| Sep 16 | at Pit | L | 1/1 | 8 | 7 | 1 | 0.0 | 0.0 | 0 | 0 | 0 | 0 | 0 | 0 |
| Sep 23 | at NE | L | 1/1 | 11 | 5 | 6 | 0.0 | 0.0 | 0 | 0 | 0 | 0 | 0 | 0 |
| Sep 30 | NYJ | W | 1/1 | 6 | 5 | 1 | 0.0 | 0.0 | 0 | 0 | 0 | 0 | 0 | 0 |
| Oct 8 | Dal | L | 1/1 | 7 | 6 | 1 | 0.0 | 0.0 | 0 | 0 | 0 | 0 | 0 | 0 |
| Oct 21 | Bal | W | 1/1 | 8 | 6 | 2 | 0.0 | 0.0 | 0 | 0 | 0 | 0 | 0 | 0 |
| Oct 28 | at NYJ | W | 1/1 | 4 | 2 | 2 | 0.0 | 0.0 | 0 | 0 | 0 | 0 | 0 | 0 |
| Nov 4 | Cin | W | 1/1 | 4 | 4 | 0 | 0.0 | 0.0 | 0 | 0 | 0 | 0 | 0 | 0 |
| Nov 11 | at Mia | W | 1/1 | 7 | 5 | 2 | 0.0 | 0.0 | 0 | 0 | 0 | 0 | 0 | 0 |
| Nov 18 | NE | L | 1/1 | 5 | 4 | 1 | 0.0 | 0.0 | 0 | 0 | 0 | 1 | 0 | 0 |
| Nov 25 | at Jax | L | 1/1 | 6 | 3 | 3 | 0.0 | 0.0 | 0 | 0 | 0 | 0 | 0 | 0 |
| Dec 2 | at Was | W | 1/1 | 6 | 4 | 2 | 0.0 | 0.0 | 0 | 0 | 0 | 0 | 0 | 0 |
| Dec 9 | Mia | W | 1/1 | 6 | 4 | 2 | 0.0 | 0.0 | 1 | 29 | 1 | 0 | 0 | 0 |
| Dec 16 | at Cle | L | 1/1 | 5 | 3 | 2 | 0.0 | 0.0 | 0 | 0 | 0 | 0 | 0 | 0 |
| Dec 23 | NYG | L | 1/1 | 10 | 8 | 2 | 0.0 | 0.0 | 0 | 0 | 0 | 0 | 0 | 0 |
| Dec 30 | at Phi | | | | | | INACTIVE (Illness) | | | | | | | |
| TOTALS | | | 15/15 | 102 | 72 | 30 | 0.0 | 0.0 | 1 | 29 | 1 | 1 | 0 | 0 |



WHITNER'S GAME-BY-GAME

2008 (Buffalo)

| Date | Opp | W/L | P/S | Tot | Sol | Ast | Sk | Yds | Int | Yds | PD | FF | FR | Yds |
|---------------|--------|-----|--------------|-----------|-----------|-----------|---------------------|-----------|----------|----------|----------|----------|----------|----------|
| Sep 7 | Sea | W | 1/1 | 5 | 5 | 0 | 0.0 | 0.0 | 0 | 0 | 1 | 0 | 0 | 0 |
| Sep 14 | at Jax | W | 1/1 | 6 | 6 | 0 | 0.0 | 0.0 | 0 | 0 | 0 | 0 | 0 | 0 |
| Sep 21 | Oak | W | 1/1 | 5 | 4 | 1 | 0.0 | 0.0 | 0 | 0 | 0 | 0 | 0 | 0 |
| Sep 28 | at StL | W | 1/1 | 4 | 4 | 0 | 1.0 | 13 | 0 | 0 | 0 | 0 | 0 | 0 |
| Oct 5 | at Arz | L | 1/1 | 10 | 8 | 2 | 0.0 | 0.0 | 0 | 0 | 0 | 0 | 0 | 0 |
| Oct 19 | SD | W | 1/1 | 1 | 1 | 0 | 0.0 | 0.0 | 0 | 0 | 0 | 0 | 0 | 0 |
| Oct 26 | at Mia | L | 1/1 | 5 | 4 | 1 | 0.0 | 0.0 | 0 | 0 | 0 | 0 | 0 | 0 |
| Nov 2 | NYJ | L | 1/1 | 3 | 2 | 1 | 0.0 | 0.0 | 0 | 0 | 0 | 0 | 0 | 0 |
| Nov 9 | at NE | | | | | | INACTIVE (Shoulder) | | | | | | | |
| Nov 17 | Cle | L | 1/1 | 3 | 2 | 1 | 0.0 | 0.0 | 0 | 0 | 0 | 0 | 0 | 0 |
| Nov 23 | at KC | | | | | | INACTIVE (Shoulder) | | | | | | | |
| Nov 30 | SF | | | | | | INACTIVE (Shoulder) | | | | | | | |
| Dec 7 | Mia | L | 1/1 | 6 | 5 | 1 | 0.0 | 0.0 | 0 | 0 | 0 | 0 | 0 | 0 |
| Dec 14 | at NYJ | L | 1/1 | 9 | 7 | 2 | 0.0 | 0.0 | 0 | 0 | 0 | 0 | 0 | 0 |
| Dec 21 | at Den | W | 1/1 | 3 | 1 | 2 | 0.0 | 0.0 | 0 | 0 | 0 | 1 | 0 | 0 |
| Dec 28 | NE | L | 1/1 | 3 | 2 | 1 | 0.0 | 0.0 | 0 | 0 | 0 | 0 | 0 | 0 |
| TOTALS | | | 13/13 | 63 | 51 | 12 | 1.0 | 13 | 0 | 0 | 1 | 1 | 0 | 0 |

2010 (Buffalo)

| Date | Opp | W/L | P/S | Tot | Sol | Ast | Sk | Yds | Int | Yds | PD | FF | FR | Yds |
|---------------|--------|-----|--------------|------------|-----------|-----------|------------|------------|----------|-----------|----------|----------|----------|----------|
| Sep 12 | Mia | L | 1/1 | 9 | 4 | 5 | 0.0 | 0.0 | 0 | 0 | 0 | 0 | 0 | 0 |
| Sep 19 | at GB | L | 1/1 | 3 | 1 | 2 | 0.0 | 0.0 | 0 | 0 | 0 | 0 | 0 | 0 |
| Sep 26 | at NE | L | 1/1 | 10 | 7 | 3 | 0.0 | 0.0 | 0 | 0 | 0 | 0 | 0 | 0 |
| Oct 3 | NYJ | L | 1/1 | 13 | 9 | 4 | 0.0 | 0.0 | 0 | 0 | 0 | 0 | 0 | 0 |
| Oct 10 | Jax | L | 1/1 | 11 | 10 | 1 | 0.0 | 0.0 | 0 | 0 | 0 | 0 | 0 | 1 |
| Oct 24 | at Bal | L | 1/1 | 8 | 7 | 1 | 0.0 | 0.0 | 0 | 0 | 1 | 0 | 0 | 0 |
| Oct 31 | at KC | L | 1/1 | 11 | 7 | 4 | 0.0 | 0.0 | 0 | 0 | 0 | 0 | 0 | 0 |
| Nov 7 | Chi | L | 1/1 | 8 | 7 | 1 | 0.0 | 0.0 | 0 | 0 | 0 | 0 | 0 | 0 |
| Nov 14 | Det | W | 1/1 | 6 | 6 | 0 | 0.0 | 0.0 | 0 | 0 | 3 | 0 | 0 | 0 |
| Nov 21 | at Cin | W | 1/1 | 7 | 4 | 3 | 0.0 | 0.0 | 0 | 0 | 1 | 0 | 0 | 0 |
| Nov 28 | Pit | L | 1/1 | 18 | 8 | 10 | 0.0 | 0.0 | 0 | 0 | 0 | 0 | 0 | 0 |
| Dec 5 | at Min | L | 1/1 | 7 | 5 | 2 | 0.0 | 0.0 | 1 | 37 | 1 | 0 | 0 | 0 |
| Dec 12 | Clev | W | 1/1 | 5 | 2 | 3 | 0.0 | 0.0 | 0 | 0 | 0 | 1 | 0 | 0 |
| Dec 19 | at Mia | W | 1/1 | 8 | 6 | 2 | 0.5 | 2.0 | 0 | 0 | 0 | 0 | 0 | 0 |
| Dec 26 | NE | L | 1/1 | 12 | 9 | 3 | 0.0 | 0.0 | 0 | 0 | 1 | 0 | 0 | 0 |
| Jan 2 | at NYJ | L | 1/1 | 4 | 4 | 0 | 0.0 | 0.0 | 0 | 0 | 0 | 0 | 0 | 0 |
| TOTALS | | | 16/16 | 140 | 96 | 44 | 0.5 | 2.0 | 1 | 37 | 7 | 1 | 1 | 0 |

2009 (Buffalo)

| Date | Opp | W/L | P/S | Tot | Sol | Ast | Sk | Yds | Int | Yds | PD | FF | FR | Yds |
|---------------|--------|-----|-------------|-----------|-----------|-----------|------------------|------------|----------|------------|----------|----------|----------|----------|
| Sep 14 | at NE | L | 1/1 | 10 | 6 | 4 | 0.0 | 0.0 | 0 | 0 | 0 | 0 | 0 | 0 |
| Sep 20 | TB | W | 1/1 | 8 | 5 | 3 | 0.0 | 0.0 | 1 | 76 | 1 | 0 | 0 | 0 |
| Sep 27 | NO | W | 1/1 | 5 | 3 | 2 | 0.0 | 0.0 | 0 | 0 | 1 | 0 | 0 | 0 |
| Oct 4 | at Mia | | | | | | INACTIVE (Thumb) | | | | | | | |
| Oct 11 | Cle | | | | | | INACTIVE (Thumb) | | | | | | | |
| Oct 18 | at NYJ | L | 1/1 | 2 | 1 | 1 | 0.0 | 0.0 | 0 | 0 | 0 | 0 | 0 | 0 |
| Oct 25 | at Car | | | | | | INACTIVE (Ankle) | | | | | | | |
| Nov 1 | Hou | | | | | | INACTIVE (Ankle) | | | | | | | |
| Nov 15 | at Ten | | | | | | DID NOT PLAY | | | | | | | |
| Nov 22 | at Jax | L | 1/0 | 2 | 2 | 0 | 0.0 | 0.0 | 0 | 0 | 0 | 0 | 0 | 0 |
| Nov 29 | Mia | W | 1/1 | 10 | 7 | 3 | 0.0 | 0.0 | 1 | 28 | 2 | 0 | 0 | 0 |
| Dec 3 | NYJ | L | 1/1 | 6 | 5 | 1 | 0.0 | 0.0 | 0 | 0 | 1 | 0 | 0 | 0 |
| Dec 13 | at KC | L | 1/1 | 3 | 2 | 1 | 0.0 | 0.0 | 0 | 0 | 0 | 0 | 0 | 0 |
| Dec 20 | NE | L | 1/0 | 3 | 3 | 0 | 0.0 | 0.0 | 0 | 0 | 0 | 0 | 0 | 0 |
| Dec 27 | at Atl | W | 1/1 | 8 | 8 | 0 | 0.0 | 0.0 | 0 | 0 | 0 | 0 | 0 | 0 |
| Jan 3 | Ind | | | | | | DID NOT PLAY | | | | | | | |
| TOTALS | | | 10/8 | 57 | 42 | 15 | 0.0 | 0.0 | 2 | 104 | 5 | 0 | 0 | 0 |



93

IAN WILLIAMS
| NOSE TACKLE



6-1 | 305 | NOTRE DAME | ROOKIE | BORN 8.31.89 | ALTAMONTE SPRINGS, FL
ACQUIRED FA IN '11 | LYMAN HS, LONGWOOD, FL

Ian Williams joined the 49ers as an undrafted free agent out of Notre Dame. Williams' work ethic and potential, along with a strong training camp, helped earn him a spot on the 49ers 53-man roster. Along with DT Demarcus Dobbs, this marks the first time since 2001 that the 49ers had at least two undrafted free agents make the team (4 in 2001 - DT John Schlect, LB Quincy Stewart, LB Shane Elam and P Jason Baker).

// 2011 HIGHLIGHTS

- Made his NFL debut vs. TB (10/9) and recorded 1 tackle.

WILLIAMS' GAME-BY-GAME

| 2011 | | | | | | | | | | | | | | |
|---------------|--------|-----|------------|----------|----------|----------|------------|--------------|----------|----------|----------|----------|----------|----------|
| Date | Opp | W/L | P/S | Tot | Sol | Ast | Sk | Yds | Int | Yds | PD | FF | FR | Yds |
| Sep 11 | Sea | W | - | - | - | - | - | INACTIVE | - | - | - | - | - | - |
| Sep 18 | Dal | L | - | - | - | - | - | INACTIVE | - | - | - | - | - | - |
| Sep 25 | at Cin | W | - | - | - | - | - | INACTIVE | - | - | - | - | - | - |
| Oct 2 | at Phi | W | - | - | - | - | - | INACTIVE | - | - | - | - | - | - |
| Oct 9 | TB | W | 1/0 | 1 | 0 | 1 | 0.0 | 0.0 | 0 | 0 | 0 | 0 | 0 | 0 |
| Oct 16 | at Det | W | - | - | - | - | - | INACTIVE | - | - | - | - | - | - |
| Oct 30 | Cle | W | - | - | - | - | - | INACTIVE | - | - | - | - | - | - |
| Nov 6 | at Was | W | - | - | - | - | - | DID NOT PLAY | - | - | - | - | - | - |
| Nov 13 | NYG | W | - | - | - | - | - | INACTIVE | - | - | - | - | - | - |
| Nov 20 | Arz | W | - | - | - | - | - | INACTIVE | - | - | - | - | - | - |
| Nov 24 | at Bal | L | - | - | - | - | - | INACTIVE | - | - | - | - | - | - |
| Dec 4 | StL | W | - | - | - | - | - | INACTIVE | - | - | - | - | - | - |
| Dec 11 | at Arz | L | - | - | - | - | - | INACTIVE | - | - | - | - | - | - |
| Dec 19 | Pit | W | - | - | - | - | - | INACTIVE | - | - | - | - | - | - |
| Dec 24 | at Sea | W | - | - | - | - | - | INACTIVE | - | - | - | - | - | - |
| Jan 1 | at StL | W | - | - | - | - | - | INACTIVE | - | - | - | - | - | - |
| TOTALS | | | 1/0 | 1 | 0 | 1 | 0.0 | 0.0 | 0 | 0 | 0 | 0 | 0 | 0 |

| 2011 Postseason | | | | | | | | | | | | | | |
|-----------------|-----|-----|------------|----------|----------|----------|------------|------------|----------|----------|----------|----------|----------|----------|
| Date | Opp | W/L | P/S | Tot | Sol | Ast | Sk | Yds | Int | Yds | PD | FF | FR | Yds |
| Jan 14 | NO | W | - | - | - | - | - | INACTIVE | - | - | - | - | - | - |
| Jan 22 | NYG | | | | | | | | | | | | | |
| TOTALS | | | 0/0 | 0 | 0 | 0 | 0.0 | 0.0 | 0 | 0 | 0 | 0 | 0 | 0 |

WILLIAMS' CAREER STATISTICS

| YEAR | TEAM | GP | GS | TACKLES | | | | | YDS | INTERCEPTIONS | | | | | FUMBLES | | |
|---------------|------|----------|----------|----------|----------|----------|------------|------------|----------|---------------|----------|----------|----------|----------|----------|----------|----------|
| | | | | TOT | SOL | AST | SACKS | | | INT | YDS | LG | TD | PD | FF | FR | YDS |
| 2011 | SF | 1 | 0 | 1 | 0 | 1 | 0.0 | 0.0 | 0 | 0 | 0 | 0 | 0 | 0 | 0 | 0 | 0 |
| TOTALS | | 1 | 0 | 1 | 0 | 1 | 0.0 | 0.0 | 0 | 0 | 0 | 0 | 0 | 0 | 0 | 0 | 0 |

PLAYOFFS

| YEAR | TEAM | GP | GS | TACKLES | | | | | YDS | INTERCEPTIONS | | | | | FUMBLES | | |
|---------------|------|----------|----------|----------|----------|----------|------------|------------|----------|---------------|----------|----------|----------|----------|----------|----------|----------|
| | | | | TOT | SOL | AST | SACKS | | | INT | YDS | LG | TD | PD | FF | FR | YDS |
| 2011 | SF | 0 | 0 | 0 | 0 | 0 | 0.0 | 0.0 | 0 | 0 | 0 | 0 | 0 | 0 | 0 | 0 | 0 |
| TOTALS | | 0 | 0 | 0 | 0 | 0 | 0.0 | 0.0 | 0 | 0 | 0 | 0 | 0 | 0 | 0 | 0 | 0 |

**// TRANSACTIONS**

Originally signed as an undrafted free agent with SF on 7/27/11.

// COLLEGE

Played in 45 games (25 starts) for the Irish, registering 161 tackles, 1.5 sacks, 2 INTs, 13 TFLs and 3 PDs. As a senior, started all 8 games he appeared in, notching 37 tackles, 1.5 sacks, 1 INT, 3.5 TFLs and 1 PD. In 2009, played in 12 games (8 starts) and recorded 39 tackles, INT, 6 TFLs and 1 PD. Played in 13 games (7 starts) as a sophomore and tallied 40 tackles, 2 TFLs and 1 PD. In 2007, named second-team Freshman All-American by The NFL Draft Report after registering 45 tackles and 1.5 TFLs in 12 games (2 starts).

// PERSONAL

- Attended Lyman HS in Longwood, FL, and was named first-team all-state as an offensive lineman by the Florida Sports Writers Association.
- Also named First-Team All-Central Florida as a defensive lineman by *The Orlando Sentinel*.
- Born Ian Williams (8/31/89) in Altamonte Springs, FL.
- Enrolled in College of Arts and Letters and majored in film, television and theatre.



10

KYLE WILLIAMS
| WIDE RECEIVER



5-10 | 186 | ARIZONA ST. | 2ND YEAR | BORN 7.19.88 | SAN JOSE, CA
ACQUIRED D-6C IN '10 | CHAPARRAL HS, SCOTTSDALE, AZ

An explosive receiver and returner, Kyle Williams joined the 49ers as a sixth round pick in the 2010 NFL Draft. His rookie campaign got off to a slow start following a toe sprain in the preseason opener and a finger injury later suffered in practice. Williams provides the 49ers with speed and depth at both receiver and in the return game. Williams is no stranger to professional sports as his father, Ken, is the general manager of the Chicago White Sox.

- Made first-career start at Sea. (12/24). Recorded 86 yds. from 3 kickoff returns and 41 yds. from 2 punt returns, both career-highs.

// GOLDMINE

- Kyle's father, Kenny, is a former major league outfielder and the current general manager of the Chicago White Sox, a title he has held for 10 years. "It's been a great opportunity and an advantage to be around some pros and the best guys in the league growing up." It was an opportunity Kyle learned that very few other children get the chance to see. He saw firsthand what it took to be a professional athlete and believes that experience will help him in his current career.
- Kyle was selected in the 47th round of the 2006 MLB Draft by the Chicago White Sox right out of high school.
- People doubted Kyle's ability growing up because of his size. "People telling me that I wouldn't make it fueled me. That's been the biggest motivating force that I've had."

// 2011 HIGHLIGHTS

- Hauled in a 12-yd. TD recept. from QB Alex Smith vs. Dal. (9/18), recording his first career NFL TD on just his second NFL touch.
- Caught a career-long 14-yd. pass from QB Alex Smith in the 2nd qtr. vs. NYG (11/13).
- Logged 5 receipts. for a career-best 54 yds. and 1 TD vs. Arz. (11/20).
- Hauled in a 56-yd. catch and run TD in the 4th qtr. vs. StL (12/4), marking the longest play from scrimmage of the year. He also rushed for 25 yds. on his first carry of his career.

// 2011 INJURY REPORT

- Inactive (concussion) at StL (1/1/12).

WILLIAMS' GAME-BY-GAME

| 2011 Date | Opp | W/L | P/S | Rec | Yds | Avg | Lg | TD |
|---------------|--------|-----|-------------|-----------------------|------------|-------------|------------|----------|
| Sep 11 | Sea | W | — | INACTIVE | — | — | — | — |
| Sep 18 | Dal | L | 1/0 | 1 | 12 | 12.0 | 12t | 1 |
| Sep 25 | at Cin | W | — | DID NOT PLAY | — | — | — | — |
| Oct 2 | at Phi | W | 1/0 | 1 | 4 | 4.0 | 4 | 0 |
| Oct 9 | TB | W | 1/0 | 0 | 0 | 0.0 | 0 | 0 |
| Oct 16 | at Det | W | 1/0 | 0 | 0 | 0.0 | 0 | 0 |
| Oct 30 | Cle | W | 1/0 | 0 | 0 | 0.0 | 0 | 0 |
| Nov 6 | at Was | W | 1/0 | 1 | 12 | 12.0 | 12 | 0 |
| Nov 13 | NYG | W | 1/0 | 1 | 14 | 14.0 | 14 | 0 |
| Nov 20 | Arz | W | 1/0 | 5 | 54 | 10.8 | 13 | 1 |
| Nov 24 | at Bal | L | 1/0 | 0 | 0 | 0.0 | 0 | 0 |
| Dec 4 | StL | W | 1/0 | 2 | 66 | 33.0 | 56t | 1 |
| Dec 11 | at Arz | L | 1/0 | 4 | 42 | 10.5 | 15 | 0 |
| Dec 19 | Pit | W | 1/0 | 4 | 33 | 8.3 | 10 | 0 |
| Dec 24 | at Sea | W | 1/1 | 1 | 4 | 4.0 | 4 | 0 |
| Jan 1 | at StL | W | — | INACTIVE (Concussion) | — | — | — | — |
| TOTALS | | | 13/1 | 20 | 241 | 12.1 | 56t | 3 |

| 2011 Date | Opp | KR | Yds | Avg | Lg | TD | PR | FC | Yds | Avg | Lg | TD |
|---------------|--------|----------|------------|-------------|-----------|-----------------------|----------|----------|-----------|-------------|-----------|----------|
| Sep 11 | Sea | — | — | — | — | INACTIVE | — | — | — | — | — | — |
| Sep 18 | Dal | 0 | 0 | 0.0 | 0 | 0 | 0 | 0 | 0 | 0.0 | 0 | 0 |
| Sep 25 | at Cin | — | — | — | — | DID NOT PLAY | — | — | — | — | — | — |
| Oct 2 | at Phi | 0 | 0 | 0.0 | 0 | 0 | 0 | 0 | 0 | 0.0 | 0 | 0 |
| Oct 9 | TB | 0 | 0 | 0.0 | 0 | 0 | 0 | 0 | 0 | 0.0 | 0 | 0 |
| Oct 16 | at Det | 0 | 0 | 0.0 | 0 | 0 | 0 | 0 | 0 | 0.0 | 0 | 0 |
| Oct 30 | Cle | 0 | 0 | 0.0 | 0 | 0 | 0 | 0 | 0 | 0.0 | 0 | 0 |
| Nov 6 | at Was | 0 | 0 | 0.0 | 0 | 0 | 0 | 0 | 0 | 0.0 | 0 | 0 |
| Nov 13 | NYG | 0 | 0 | 0.0 | 0 | 0 | 0 | 0 | 0 | 0.0 | 0 | 0 |
| Nov 20 | Arz | 0 | 0 | 0.0 | 0 | 0 | 0 | 0 | 0 | 0.0 | 0 | 0 |
| Nov 24 | Bal | 0 | 0 | 0.0 | 0 | 0 | 0 | 0 | 0 | 0.0 | 0 | 0 |
| Dec 4 | StL | 0 | 0 | 0.0 | 0 | 0 | 0 | 1 | 0 | 0.0 | 0 | 0 |
| Dec 11 | at Arz | 0 | 0 | 0.0 | 0 | 0 | 0 | 0 | 0 | 0.0 | 0 | 0 |
| Dec 19 | Pit | 1 | 18 | 18.0 | 18 | 0 | 0 | 2 | 0 | 0.0 | 0 | 0 |
| Dec 24 | at Sea | 3 | 86 | 28.7 | 33 | 0 | 2 | 1 | 41 | 20.5 | 36 | 0 |
| Jan 1 | at StL | — | — | — | — | INACTIVE (Concussion) | — | — | — | — | — | — |
| TOTALS | | 4 | 104 | 26.0 | 33 | 0 | 2 | 4 | 41 | 20.5 | 36 | 0 |

| 2011 Postseason Date | Opp | W/L | P/S | Rec | Yds | Avg | Lg | TD |
|----------------------|-----|-----|------------|----------|-----------|------------|----------|----------|
| Jan 14 | NO | W | 1/0 | 2 | 12 | 6.0 | 6 | 0 |
| Jan 22 | NYG | — | — | — | — | — | — | — |
| TOTALS | | | 1/0 | 2 | 12 | 6.0 | 6 | 0 |

| 2011 Postseason Date | Opp | KR | Yds | Avg | Lg | TD | PR | FC | Yds | Avg | Lg | TD |
|----------------------|-----|----------|-----------|-------------|-----------|----------|----------|----------|----------|------------|----------|----------|
| Jan 14 | NO | 1 | 20 | 20.0 | 20 | 0 | 1 | 0 | 6 | 6.0 | 6 | 0 |
| Jan 22 | NYG | — | — | — | — | — | — | — | — | — | — | — |
| TOTALS | | 1 | 20 | 20.0 | 20 | 0 | 1 | 0 | 6 | 6.0 | 6 | 0 |



WILLIAMS' CAREER STATISTICS

| YEAR | TEAM | GP | GS | RECEIVING | | | | | RUSHING | | | | |
|---------------|------|-----------|----------|-----------|------------|-------------|------------|----------|----------|-----------|-------------|-----------|----------|
| | | | | NO | YDS | AVG | LG | TD | ATT | YDS | AVG | LG | TD |
| 2010 | SF | 5 | 0 | 1 | 8 | 8.0 | 8 | 0 | 0 | 0 | 0.0 | 0 | 0 |
| 2011 | SF | 13 | 1 | 20 | 241 | 12.1 | 56t | 3 | 2 | 32 | 16.0 | 25 | 0 |
| TOTALS | | 18 | 1 | 21 | 249 | 11.9 | 56t | 3 | 2 | 32 | 16.0 | 25 | 0 |

| YEAR | TEAM | KICKOFF RETURNS | | | | | PUNT RETURNS | | | | | |
|---------------|------|-----------------|------------|-------------|-----------|----------|--------------|-----------|-----------|-------------|-----------|----------|
| | | NO | YDS | AVG | LG | TD | NO | FC | YDS | AVG | LG | TD |
| 2010 | SF | 4 | 82 | 20.5 | 30 | 0 | 3 | 6 | 16 | 5.3 | 9 | 0 |
| 2011 | SF | 4 | 104 | 26.0 | 33 | 0 | 2 | 4 | 41 | 20.5 | 36 | 0 |
| TOTALS | | 8 | 186 | 23.3 | 33 | 0 | 5 | 10 | 57 | 11.4 | 36 | 0 |

PLAYOFFS

| YEAR | TEAM | GP | GS | RECEIVING | | | | | RUSHING | | | | |
|---------------|------|----------|----------|-----------|-----------|------------|----------|----------|----------|----------|------------|----------|----------|
| | | | | NO | YDS | AVG | LG | TD | ATT | YDS | AVG | LG | TD |
| 2011 | SF | 1 | 0 | 2 | 12 | 6.0 | 6 | 0 | 0 | 0 | 0.0 | 0 | 0 |
| TOTALS | | 1 | 0 | 2 | 12 | 6.0 | 6 | 0 | 0 | 0 | 0.0 | 0 | 0 |

| YEAR | TEAM | KICKOFF RETURNS | | | | | PUNT RETURNS | | | | | |
|---------------|------|-----------------|-----------|-------------|-----------|----------|--------------|----------|----------|------------|----------|----------|
| | | NO | YDS | AVG | LG | TD | NO | FC | YDS | AVG | LG | TD |
| 2011 | SF | 1 | 20 | 20.0 | 20 | 0 | 1 | 0 | 6 | 6.0 | 6 | 0 |
| TOTALS | | 1 | 20 | 20.0 | 20 | 0 | 1 | 0 | 6 | 6.0 | 6 | 0 |

WILLIAMS' CAREER HIGHS

Receptions: 5 vs. Arz. (11/20/11)
Receiving Yards: 66 vs. StL (12/4/11)
TD Receptions: 1 (3 times) Last vs. StL (12/4/11)

Long Receptions: 56 vs. StL (12/4/11)
Rushes: 1 (2 times) Last at Arz. (12/11/11)
Rushing Yards: 25 vs. StL (12/4/11)



// TRANSACTIONS

Originally the third of three 6th-round (206th overall) draft choices by SF in 2010.

// 2010

- Made his NFL debut and served as the primary punt and kickoff returner at KC (9/26), recording 3 KORs for 65 yds. and a PR for 2 yds.
- Registered his first career receipt. on an 8-yd. pass play from QB Troy Smith in the 4th qtr. vs. TB (11/21).

// COLLEGE

Saw action in 41 games (15 starts) during his four-year career. Totaled 109 receipts. for 1,626 yds. and 18 TDs, 74 punt returns for 768 yds. and 31 kickoff returns for 709 yds. in his career. Played in 11 games (9 starts) as a senior and led the Sun Devils with 57 catches for 815 yds. and 8 TDs, while also returning 23 punt returns for 229 yds. Ranked 4th on team with 364 receiving yds. on 19 catches and a team-high tying 4 TDs as a junior, seeing action in 11 games (2 starts). Led the Pac-10 by averaging 17.0 yds. per punt return, earning Honorable Mention All-Pac-10 honors as a returner after posting 238 yds. on 14 returns as he shared duties with senior Nate Kimbrough. Served as team's primary kickoff return man and recorded 27 returns for 630 yds. As a sophomore, played in 13 games (3 starts) and ranked 2nd on team with 6 TD catches, finishing the season with 29 receipts. for 360 yds. Also served as ASU's primary punt returner, earning All-Pac-10 first-team honors after posting 23 returns for 224 yds.

// PERSONAL

- Starred at Chaparral (Scottsdale, AZ) HS, and recorded 30 receipts. for 625 yds. with 6 TDs, 1,160 rushing yds. on 108 carries, 15 punt returns for 316 yds. with 3 TDs and 9 kickoff returns for 364 yds. and 2 TDs. Was named *The Arizona Republic* Big School State POY, first-team All-American by EA Sports, all-state first-team by *The Arizona Republic*, AZFCA first-team 4A all-state and the Barry Sollenberger High School POY.
- Led Chaparral to an 11-2 record and a league title in 2005.
- A majority of his family lives in the Bay Area.
- Born Kyle Williams (7/19/88) in San Jose, CA.

// INJURY REPORT

2010: Sustained a toe sprain at Ind. (8/14) that kept him out of first two regular season games [at Sea. (9/12) and vs. NO (9/20)]; Inactive for 2 games [vs. Phi. (10/10) and vs. Oak. (10/17)] with a finger injury sustained during practice.

WILLIAMS' GAME-BY-GAME

2010 Receiving

| Date | Opp | W/L | P/S | Rec | Yds | Avg | Lg | TD | |
|---------------|--------|-----|------------|-----------------------|----------|------------|----------|----------|---|
| Sep 12 | at Sea | L | - | INACTIVE (Toe Sprain) | | | | | - |
| Sep 20 | NO | L | - | INACTIVE (Toe Sprain) | | | | | - |
| Sep 26 | at KC | L | 1/0 | 0 | 0 | 0.0 | 0 | 0 | |
| Oct 3 | at Atl | L | 1/0 | 0 | 0 | 0.0 | 0 | 0 | |
| Oct 10 | Phi | L | - | INACTIVE (Finger) | | | | | - |
| Oct 17 | Oak | W | - | INACTIVE (Finger) | | | | | - |
| Oct 24 | at Car | L | - | INACTIVE | | | | | - |
| Oct 31 | Den | W | - | INACTIVE | | | | | - |
| Nov 14 | StL | W | - | INACTIVE | | | | | - |
| Nov 21 | TB | L | 1/0 | 1 | 8 | 8.0 | 8 | 0 | |
| Nov 29 | at Arz | W | - | INACTIVE | | | | | - |
| Dec 5 | at GB | L | 1/0 | 0 | 0 | 0.0 | 0 | 0 | |
| Dec 12 | Sea | W | - | DID NOT PLAY | | | | | - |
| Dec 16 | at SD | L | - | DID NOT PLAY | | | | | - |
| Dec 26 | at StL | L | - | DID NOT PLAY | | | | | - |
| Jan 2 | Arz | W | 1/0 | 0 | 0 | 0.0 | 0 | 0 | |
| TOTALS | | | 5/0 | 1 | 8 | 8.0 | 8 | 0 | |

2010 Returns

| Date | Opp | KR | Yds | Avg | Lg | TD | PR | FC | Yds | Avg | Lg | TD |
|---------------|--------|----------|-----------|-------------|-----------|-----------------------|----------|----------|-----------|------------|----------|----------|
| Sep 12 | at Sea | - | - | - | - | INACTIVE (Toe Sprain) | | | | | | |
| Sep 20 | NO | - | - | - | - | INACTIVE (Toe Sprain) | | | | | | |
| Sep 26 | at KC | 3 | 65 | 21.7 | 30 | 0 | 1 | 2 | 0 | 0.0 | 0 | 0 |
| Oct 3 | at Atl | 1 | 17 | 17.0 | 17 | 0 | 0 | 3 | 0 | 0.0 | 0 | 0 |
| Oct 10 | Phi | - | - | - | - | INACTIVE (Finger) | | | | | | |
| Oct 17 | Oak | - | - | - | - | INACTIVE (Finger) | | | | | | |
| Oct 24 | at Car | - | - | - | - | INACTIVE | | | | | | |
| Oct 31 | Den | - | - | - | - | INACTIVE | | | | | | |
| Nov 14 | StL | - | - | - | - | INACTIVE | | | | | | |
| Nov 21 | TB | 0 | 0 | 0.0 | 0 | 0 | 2 | 1 | 16 | 8.0 | 9 | 0 |
| Nov 29 | at Arz | - | - | - | - | INACTIVE | | | | | | |
| Dec 5 | at GB | 0 | 0 | 0.0 | 0 | 0 | 0 | 0 | 0 | 0.0 | 0 | 0 |
| Dec 12 | Sea | - | - | - | - | DID NOT PLAY | | | | | | |
| Dec 16 | at SD | - | - | - | - | DID NOT PLAY | | | | | | |
| Dec 26 | at StL | - | - | - | - | DID NOT PLAY | | | | | | |
| Jan 2 | Arz | 0 | 0 | 0.0 | 0 | 0 | 0 | 0 | 0 | 0.0 | 0 | 0 |
| TOTALS | | 4 | 82 | 20.5 | 30 | 0 | 3 | 6 | 16 | 5.3 | 9 | 0 |



20

MADIEU
WILLIAMS
| SAFETY



6-1 | 203 | MARYLAND | 8TH YEAR | BORN 10.18.81 | FREETOWN, SIERRA LEONE
ACQUIRED FA IN '11 | DUVAL HS, LANHAM, MD

Known for his impact both on and off the field, Madieu Williams provides the 49ers with veteran experience in the secondary after joining San Francisco in 2011. Originally a second-round draft pick by Cincinnati in 2004, Williams spent his first four NFL seasons in with the Bengals before playing three seasons as a member of the Minnesota Vikings. Williams showed his versatility early in his career, starting games at CB, FS and SS during his rookie campaign. Known for his efforts in the community, both national and international, the Sierra Leone native earned the coveted Walter Payton Man of the Year award in 2010.

// 2011 HIGHLIGHTS

- Started at FS in 49ers debut vs. Sea. (9/11) and totaled 3 tackles.

// GOLDMINE

- Madieu joined elite company among his NFL peers by earning the 2010 Walter Payton Man of the Year award for his service to community, both in the U.S. and overseas. Among his efforts included serving as the Vikings 2009 spokesman for United Way, working with Twin Cities youth through his Dieu's Crew program and being recognized by the University of Maryland as a Distinguished Alumni by the School of Public Health in spring of 2009. His Madieu Williams Foundation works with kids to encourage a healthy lifestyle and education. After signing a free agent contract with Vikings, Madieu honored his commitment to build a playground in Cincinnati during spring of 2008, partnering with the non-profit Kaboom! on the project. He has a website associated with his foundation- www.madieuwilliams.org.

- Madieu donated \$2 million to the University of Maryland to create the Madieu Williams Center for Global Health Initiatives. Its purpose is to research and implement new ways to improve education and health care in impoverished nations such as Sierra Leone.
- Madieu spent his childhood in Sierra Leone before moving to the United States at the age of 9 and settling with family in Maryland. While in his native country, his mother, a nurse, would take him on her rounds through hospital wards. It was there where he learned the importance of giving. The Williams were poor, themselves, living in a ramshackle, two-story building that seemed forever in danger of collapse, but Madieu's mother gave to others whatever she could. He has since donated money to open a school outside of Sierra Leone's capital city of Freetown, in a district where there had been none, and he still returns annually to Sierra Leone to monitor the progress of his programs.

WILLIAMS' GAME-BY-GAME

| 2011 | | | | | | | | | | | | | | |
|---------------|--------|-----|-----|-------------|-----------|----------|----------|------------|------------|----------|----------|----------|----------|----------|
| Date | Opp | W/L | P/S | Tot | Sol | Ast | Sk | Yds | Int | Yds | PD | FF | FR | Yds |
| Sep 11 | Sea | W | 1/1 | 3 | 1 | 2 | 0.0 | 0.0 | 0 | 0 | 0 | 0 | 0 | 0 |
| Sep 18 | Dal | L | 1/1 | 1 | 0 | 1 | 0.0 | 0.0 | 0 | 0 | 0 | 0 | 0 | 0 |
| Sep 25 | at Cin | W | 1/0 | 8 | 2 | 6 | 0.0 | 0.0 | 0 | 0 | 0 | 0 | 0 | 0 |
| Oct 2 | at Phi | W | 1/1 | 3 | 3 | 0 | 0.0 | 0.0 | 0 | 0 | 0 | 0 | 0 | 0 |
| Oct 9 | TB | W | 1/0 | 0 | 0 | 0 | 0.0 | 0.0 | 0 | 0 | 0 | 0 | 0 | 0 |
| Oct 16 | at Det | W | 1/0 | 0 | 0 | 0 | 0.0 | 0.0 | 0 | 0 | 0 | 0 | 0 | 0 |
| Oct 30 | Cle | W | 1/0 | 0 | 0 | 0 | 0.0 | 0.0 | 0 | 0 | 0 | 0 | 0 | 0 |
| Nov 6 | at Was | W | 1/0 | 0 | 0 | 0 | 0.0 | 0.0 | 0 | 0 | 0 | 0 | 0 | 0 |
| Nov 13 | NYG | W | 1/0 | 0 | 0 | 0 | 0.0 | 0.0 | 0 | 0 | 0 | 0 | 0 | 0 |
| Nov 20 | Arz | W | - | - | - | - | INACTIVE | - | - | - | - | - | - | - |
| Nov 24 | at Bal | L | 1/0 | 0 | 0 | 0 | 0.0 | 0.0 | 0 | 0 | 0 | 0 | 0 | 0 |
| Dec 4 | StL | W | 1/0 | 0 | 0 | 0 | 0.0 | 0.0 | 0 | 0 | 0 | 0 | 0 | 0 |
| Dec 11 | at Arz | L | 1/0 | 0 | 0 | 0 | 0.0 | 0.0 | 0 | 0 | 0 | 0 | 0 | 0 |
| Dec 19 | Pit | W | 1/0 | 0 | 0 | 0 | 0.0 | 0.0 | 0 | 0 | 0 | 0 | 0 | 0 |
| Dec 24 | at Sea | W | 1/0 | 0 | 0 | 0 | 0.0 | 0.0 | 0 | 0 | 0 | 0 | 0 | 0 |
| Jan 1 | at StL | W | 1/0 | 0 | 0 | 0 | 0.0 | 0.0 | 0 | 0 | 0 | 0 | 0 | 0 |
| TOTALS | | | | 15/3 | 15 | 6 | 9 | 0.0 | 0.0 | 0 | 0 | 0 | 0 | 0 |

| 2011 Postseason | | | | | | | | | | | | | | |
|-----------------|-----|-----|-----|------------|----------|----------|----------|------------|------------|----------|----------|----------|----------|----------|
| Date | Opp | W/L | P/S | Tot | Sol | Ast | Sk | Yds | Int | Yds | PD | FF | FR | Yds |
| Jan 14 | NO | W | 1/0 | 0 | 0 | 0 | 0.0 | 0.0 | 0 | 0 | 0 | 0 | 0 | 0 |
| Jan 22 | NYG | | | | | | | | | | | | | |
| TOTALS | | | | 1/0 | 0 | 0 | 0 | 0.0 | 0.0 | 0 | 0 | 0 | 0 | 0 |

Special Teams Tackles: Regular Season – 3; Postseason – 1



WILLIAM'S CAREER STATISTICS

| YEAR | TEAM | GP | GS | TACKLES | | | | | INTERCEPTIONS | | | | | FUMBLES | | |
|---------------|------|------------|-----------|------------|------------|------------|------------|-------------|---------------|------------|------------|----------|-----------|----------|----------|-----------|
| | | | | TOT | SOL | AST | SACKS | YDS | INT | YDS | LG | TD | PD | FF | FR | YDS |
| 2004 | CIN | 16 | 13 | 95 | 71 | 24 | 2.0 | 19.0 | 3 | 51 | 51t | 1 | 11 | 0 | 2 | -3 |
| 2005 | CIN | 4 | 3 | 23 | 18 | 5 | 0.0 | 0.0 | 1 | 2 | 2 | 0 | 3 | 0 | 0 | 0 |
| 2006 | CIN | 16 | 16 | 77 | 60 | 17 | 0.0 | 0.0 | 3 | 33 | 25 | 0 | 13 | 2 | 0 | 0 |
| 2007 | CIN | 13 | 13 | 73 | 54 | 19 | 2.0 | 4.0 | 2 | 40 | 35 | 0 | 7 | 1 | 1 | 2 |
| 2008 | MIN | 9 | 9 | 45 | 34 | 11 | 0.0 | 0.0 | 2 | -1 | 0 | 0 | 3 | 0 | 0 | 0 |
| 2009 | MIN | 16 | 16 | 76 | 56 | 20 | 0.0 | 0.0 | 0 | 0 | 0 | 0 | 4 | 0 | 1 | 0 |
| 2010 | MIN | 14 | 13 | 94 | 59 | 35 | 0.5 | 4.5 | 1 | 0 | 0 | 0 | 2 | 1 | 0 | 0 |
| 2011 | SF | 15 | 3 | 15 | 6 | 9 | 0.0 | 0.0 | 0 | 0 | 0 | 0 | 0 | 0 | 0 | 0 |
| TOTALS | | 103 | 86 | 498 | 358 | 140 | 4.5 | 27.5 | 12 | 125 | 51t | 1 | 43 | 4 | 4 | -1 |

| YEAR | TEAM | GP | GS | TACKLES | | | | | INTERCEPTIONS | | | | | FUMBLES | | |
|---------------|------|----------|----------|-----------|-----------|----------|------------|------------|---------------|----------|----------|----------|----------|----------|----------|----------|
| | | | | TOT | SOL | AST | SACKS | YDS | INT | YDS | LG | TD | PD | FF | FR | YDS |
| 2008 | MIN | 1 | 1 | 5 | 4 | 1 | 0.0 | 0.0 | 0 | 0 | 0 | 0 | 0 | 0 | 0 | 0 |
| 2009 | MIN | 2 | 2 | 11 | 10 | 1 | 0.0 | 0.0 | 0 | 0 | 0 | 0 | 0 | 0 | 0 | 0 |
| 2011 | SF | 0 | 0 | 0 | 0 | 0 | 0.0 | 0.0 | 0 | 0 | 0 | 0 | 0 | 0 | 0 | 0 |
| TOTALS | | 3 | 3 | 16 | 14 | 2 | 0.0 | 0.0 | 0 | 0 | 0 | 0 | 0 | 0 | 0 | 0 |

WILLIAMS' ADDITIONAL STATISTICS

Additional Statistics:

Special Teams Tackles : Regular Season – 41: 2004 (13); 2005 (3); 2006 (9); 2007 (5); 2009 (8); 2010 (1); 2011 (3); Postseason – 1: 2011

Milestones:

NFL Debut: at NYJ (9/12/04); **First Start:** at NYJ (9/12/04); **50th Start:** vs. Hou. (11/2/08); **First INT:** at Ten. (10/25/04 – QB Carson Palmer); **First INT Return for a TD:** at Ten. (10/31/04) – returned 51 yards off QB Carson Palmer); **First FF:** at NO (11/19/06) – WR Michael Lewis); **First FR:** at Pit. (10/3/04) – RB Duce Staley)

WILLIAMS' CAREER HIGHS

Total Tackles: 11 (2 times) Last at NYJ (10/11/10)
Solo: 9 at NYJ (10/11/10)
Assists: 5 (2 times) Last vs. Chi. (11/29/09)
Passes Defensed: 3 at NO (11/19/06)
Interceptions: 1 (12 times) Last at GB (10/24/10)

Interception Yards: 51 at Ten. (10/31/04)
Long Interception Return: 51 at Ten. (10/31/04)
Interception Returns for TDs: 1 at Ten. (10/31/04)
Forced Fumbles: 1 (4 times) Last at NYJ (10/11/10)
Fumble Recoveries: 1 (4 times) Last at Pit. (10/25/09)



// TRANSACTIONS

Originally a 2nd-round (56th overall) draft choice by Cin. in the 2004 NFL Draft...Signed as an unrestricted free agent by Min. on 2/29/08...Released by Min. on 7/28/11...Signed by SF on 8/3/11.

// AWARDS & HONORS

2010: Walter Payton Man of the Year

2006: All-Joe Team

// 2010 (MINNESOTA)

- Notched career-high 96 tackles in 14 games (13 starts).
- Tied career-high with 11 tackles at NYJ (10/11).
- Recorded an INT off Packers QB Aaron Rodgers at GB (10/24) and shared a sack of QB Derek Anderson vs. Arz. (11/7), splitting the sack with Jared Allen.

// 2009 (MINNESOTA)

- Led Vikings defensive backs and ranked 4th on team with 76 tackles, starting every single game.
- Notched 5 tackles in Divisional Round game vs. Dal. (1/17/10) and 6 stops in NFC Championship game at NO (1/24/10).

// 2008 (MINNESOTA)

- Started final 9 games of the season and tallied 45 tackles and 2 INTs.
- Intercepted a pass vs. Hou. (11/2) off QB Sage Rosenfels, becoming the 8th player in Vikings history to record an INT in their 1st game with the club.
- Recorded 5 tackles in the Wild Card Playoff vs. Phi. (1/4/09).

// 2007 (CINCINNATI)

- Posted first career game with a FF and a FR vs. Bal. (9/10).

// 2006 (CINCINNATI)

- Started all 16 games and played the most snaps of any Bengals player, tying a career-high with 3 INTs.
- Tied a career-high with 11 tackles at TB (10/15).
- Posted Bengals first INT of the season in opener at KC (9/10) when he picked off a QB Trent Green pass.

// 2005 (CINCINNATI)

- Had a season-high 9 tackles and intercepted Bears QB Kyle Orton at Chi. (9/25).

// 2004 (CINCINNATI)

- Played in all 16 games (13 starts), starting games at CB, FS, SS during the season, and had a career-high 95 tackles.
- Posted first career start at LCB in opener at NYJ (9/12).
- Scored a 51-yd. TD on first career INT at Ten. (10/31) off a QB Billy Volek pass.
- Had first career sack vs. Pit. (11/21) when he caught QB Ben Roethlisberger for an 11-yd. loss that pushed the Steelers out of FG range.
- Led team with 9 tackles and snared an INT off QB Vinny Testaverde vs. Dal. (11/7).

// COLLEGE

Began collegiate career at Towson State before transferring to Maryland as a walk-on player. Was full-time starter for the Terps in his final 2 seasons, opening 27 games and helping with Maryland's rise in the polls. Opposing teams went 21-6 in his tenure and outscored West Virginia (41-7) and Tennessee (30-3) by a combined 71-10 in the Gator Bowl and Peach Bowl respectively. Sat out 2001 season as a transfer. Played at Towson in 1999 and 2000.

// PERSONAL

- Attended Duval (Lanham, MD) HS, where he lettered in track and basketball.
- Earned a degree in family studies from Maryland.
- Born Madieu Mohamed Williams (10/18/81) in Freetown, Sierra Leone.

// INJURY REPORT

2005: Inactive for four games [vs. Hou. (10/2), at Jax. (10/9), vs. Pit. (10/23) and vs. GB (10/30)] with a shoulder injury before being placed on Injured Reserve on 10/31.

2007: Inactive vs. StL (12/9) with a thigh injury.

Inactive vs. Cle. (12/23) with a quadricep injury.

Placed on Injured Reserve with a quadricep injury on 12/26.

2008: Inactive for the first seven games of the season with a neck injury suffered during training camp.

2010: Inactive at Phi. (12/28) with a concussion.

Placed on Injured Reserve with a concussion on 12/31.



WILLIAMS' GAME-BY-GAME

2004 (Cincinnati)

| Date | Opp | W/L | P/S | Tot | Sol | Ast | Sk | Yds | Int | Yds | PD | FF | FR | Yds |
|---------------|--------|-----|--------------|-----------|-----------|-----------|------------|-------------|----------|------------|-----------|----------|----------|----------|
| Sep 12 | at NYJ | L | 1/1 | NA | NA | NA | 0.0 | 0.0 | 0 | 0 | 1 | 0 | 0 | 0 |
| Sep 19 | Mia | W | 1/1 | NA | NA | NA | 0.0 | 0.0 | 0 | 0 | 1 | 0 | 0 | 0 |
| Sep 26 | Bal | L | 1/1 | NA | NA | NA | 0.0 | 0.0 | 0 | 0 | 0 | 0 | 0 | 0 |
| Oct 3 | at Pit | L | 1/1 | NA | NA | NA | 0.0 | 0.0 | 0 | 0 | 0 | 0 | 1 | 0 |
| Oct 17 | at Cle | L | 1/0 | NA | NA | NA | 0.0 | 0.0 | 0 | 0 | 0 | 0 | 0 | 0 |
| Oct 25 | Den | W | 1/0 | NA | NA | NA | 0.0 | 0.0 | 0 | 0 | 0 | 0 | 1 | 0 |
| Oct 31 | at Ten | L | 1/0 | NA | NA | NA | 0.0 | 0.0 | 1 | 51t | 1 | 0 | 0 | 0 |
| Nov 7 | Dal | W | 1/1 | NA | NA | NA | 0.0 | 0.0 | 1 | 0 | 1 | 0 | 0 | 0 |
| Nov 14 | at Was | W | 1/1 | NA | NA | NA | 0.0 | 0.0 | 0 | 0 | 2 | 0 | 0 | 0 |
| Nov 21 | Pit | L | 1/1 | NA | NA | NA | 1.0 | 11.0 | 0 | 0 | 0 | 0 | 0 | 0 |
| Nov 28 | Cle | W | 1/1 | NA | NA | NA | 0.0 | 0.0 | 0 | 0 | 0 | 0 | 0 | 0 |
| Dec 5 | at Bal | W | 1/1 | NA | NA | NA | 0.0 | 0.0 | 1 | 0 | 2 | 0 | 0 | 0 |
| Dec 12 | at NE | L | 1/1 | NA | NA | NA | 0.0 | 0.0 | 0 | 0 | 0 | 0 | 0 | 0 |
| Dec 19 | Buf | L | 1/1 | NA | NA | NA | 0.0 | 0.0 | 0 | 0 | 0 | 0 | 0 | 0 |
| Dec 26 | NYG | W | 1/1 | NA | NA | NA | 1.0 | 8.0 | 0 | 0 | 2 | 0 | 0 | 0 |
| Jan 2 | at Phi | W | 1/1 | NA | NA | NA | 0.0 | 0.0 | 0 | 0 | 1 | 0 | 0 | 0 |
| TOTALS | | | 16/13 | 95 | 71 | 24 | 2.0 | 19.0 | 3 | 51t | 11 | 0 | 2 | 0 |

2007 (Cincinnati)

| Date | Opp | W/L | P/S | Tot | Sol | Ast | Sk | Yds | Int | Yds | PD | FF | FR | Yds |
|---|--------|-----|--------------|-----------|-----------|-----------|------------|------------|----------|-----------|----------|----------|----------|----------|
| Sep 10 | Bal | W | 1/1 | 8 | 7 | 1 | 0.0 | 0.0 | 0 | 0 | 0 | 1 | 1 | 0 |
| Sep 16 | at Cle | L | 1/1 | 7 | 5 | 2 | 0.0 | 0.0 | 0 | 0 | 1 | 0 | 0 | 0 |
| Sep 23 | at Sea | L | 1/1 | 7 | 5 | 2 | 0.0 | 0.0 | 1 | 35 | 1 | 0 | 0 | 0 |
| Oct 1 | NE | L | 1/1 | 9 | 8 | 1 | 0.0 | 0.0 | 0 | 0 | 0 | 0 | 0 | 0 |
| Oct 14 | at KC | L | 1/1 | 7 | 4 | 3 | 1.0 | 3.0 | 0 | 0 | 1 | 0 | 0 | 0 |
| Oct 21 | NYJ | W | 1/1 | 5 | 3 | 2 | 0.0 | 0.0 | 0 | 0 | 2 | 0 | 0 | 0 |
| Oct 28 | Pit | L | 1/1 | 4 | 4 | 0 | 0.0 | 0.0 | 0 | 0 | 0 | 0 | 0 | 0 |
| Nov 4 | at Buf | L | 1/1 | 3 | 3 | 0 | 0.0 | 0.0 | 0 | 0 | 0 | 0 | 0 | 0 |
| Nov 11 | at Bal | W | 1/1 | 1 | 0 | 1 | 0.0 | 0.0 | 0 | 0 | 0 | 0 | 0 | 0 |
| Nov 18 | Arz | L | 1/1 | 7 | 4 | 3 | 1.0 | 1.0 | 0 | 0 | 0 | 0 | 0 | 0 |
| Nov 25 | Ten | W | 1/1 | 5 | 5 | 0 | 0.0 | 0.0 | 0 | 0 | 1 | 0 | 0 | 0 |
| Dec 2 | at Pit | L | 1/1 | 4 | 2 | 2 | 0.0 | 0.0 | 1 | 5 | 1 | 0 | 0 | 0 |
| Dec 9 | StL | W | | | | | | | | | | | | |
| Dec 15 | at SF | L | 1/1 | 6 | 4 | 2 | 0.0 | 0.0 | 0 | 0 | 0 | 0 | 0 | 0 |
| Dec 23 | Cle | W | | | | | | | | | | | | |
| Placed on Injured Reserve List on 12/26 | | | | | | | | | | | | | | |
| TOTALS | | | 13/13 | 73 | 54 | 19 | 2.0 | 4.0 | 2 | 40 | 7 | 1 | 1 | 0 |

2005 (Cincinnati)

| Date | Opp | W/L | P/S | Tot | Sol | Ast | Sk | Yds | Int | Yds | PD | FF | FR | Yds |
|---|--------|-----|------------|-----------|-----------|----------|------------|------------|----------|----------|----------|----------|----------|----------|
| Sep 11 | at Cle | W | 1/1 | 0 | 0 | 0 | 0.0 | 0.0 | 0 | 0 | 1 | 0 | 0 | 0 |
| Sep 18 | Min | W | 1/1 | 0 | 0 | 0 | 0.0 | 0.0 | 0 | 0 | 1 | 0 | 0 | 0 |
| Sep 25 | at Chi | W | 1/1 | 0 | 0 | 0 | 0.0 | 0.0 | 1 | 2 | 1 | 0 | 0 | 0 |
| Oct 2 | Hou | W | | | | | | | | | | | | |
| Oct 9 | at Jax | L | | | | | | | | | | | | |
| Oct 16 | at Ten | W | 1/0 | 0 | 0 | 0 | 0.0 | 0.0 | 0 | 0 | 0 | 0 | 0 | 0 |
| Oct 23 | Pit | L | | | | | | | | | | | | |
| Oct 30 | GB | W | | | | | | | | | | | | |
| Placed on Injured Reserve List on 10/31 | | | | | | | | | | | | | | |
| TOTALS | | | 4/3 | 23 | 18 | 5 | 0.0 | 0.0 | 1 | 2 | 3 | 0 | 0 | 0 |

2005 Postseason (Cincinnati)

| Date | Opp | W/L | P/S | Tot | Sol | Ast | Sk | Yds | Int | Yds | PD | FF | FR | Yds |
|---------------------------------|-----|-----|------------|----------|----------|----------|------------|------------|----------|----------|----------|----------|----------|----------|
| Jan 8 | Pit | L | | | | | | | | | | | | |
| Injured Reserve List from 10/31 | | | | | | | | | | | | | | |
| TOTALS | | | 0/0 | 0 | 0 | 0 | 0.0 | 0.0 | 0 | 0 | 0 | 0 | 0 | 0 |

2006 (Cincinnati)

| Date | Opp | W/L | P/S | Tot | Sol | Ast | Sk | Yds | Int | Yds | PD | FF | FR | Yds |
|---------------|--------|-----|--------------|-----------|-----------|-----------|------------|------------|----------|-----------|-----------|----------|----------|----------|
| Sep 10 | at KC | W | 1/1 | 5 | 4 | 1 | 0.0 | 0.0 | 1 | -1 | 1 | 0 | 0 | 0 |
| Sep 17 | Cle | W | 1/1 | 5 | 4 | 1 | 0.0 | 0.0 | 0 | 0 | 1 | 0 | 0 | 0 |
| Sep 24 | at Pit | W | 1/1 | 5 | 4 | 1 | 0.0 | 0.0 | 1 | 9 | 2 | 0 | 0 | 0 |
| Oct 1 | NE | L | 1/1 | 6 | 5 | 1 | 0.0 | 0.0 | 0 | 0 | 1 | 0 | 0 | 0 |
| Oct 15 | at TB | L | 1/1 | 11 | 6 | 5 | 0.0 | 0.0 | 0 | 0 | 0 | 0 | 0 | 0 |
| Oct 22 | Car | W | 1/1 | 5 | 5 | 0 | 0.0 | 0.0 | 0 | 0 | 2 | 0 | 0 | 0 |
| Oct 29 | Atl | L | 1/1 | 3 | 3 | 0 | 0.0 | 0.0 | 0 | 0 | 0 | 0 | 0 | 0 |
| Nov 5 | at Bal | L | 1/1 | 9 | 8 | 1 | 0.0 | 0.0 | 0 | 0 | 0 | 0 | 0 | 0 |
| Nov 12 | SD | L | 1/1 | 6 | 6 | 0 | 0.0 | 0.0 | 0 | 0 | 1 | 0 | 0 | 0 |
| Nov 19 | at NO | W | 1/1 | 5 | 3 | 2 | 0.0 | 0.0 | 1 | 25 | 3 | 1 | 0 | 0 |
| Nov 26 | at Cle | W | 1/1 | 2 | 2 | 0 | 0.0 | 0.0 | 0 | 0 | 0 | 1 | 0 | 0 |
| Nov 30 | Bal | W | 1/1 | 3 | 2 | 1 | 0.0 | 0.0 | 0 | 0 | 0 | 0 | 0 | 0 |
| Dec 10 | Oak | W | 1/1 | 0 | 0 | 0 | 0.0 | 0.0 | 0 | 0 | 0 | 0 | 0 | 0 |
| Dec 18 | at Ind | L | 1/1 | 2 | 2 | 0 | 0.0 | 0.0 | 0 | 0 | 0 | 0 | 0 | 0 |
| Dec 24 | at Den | L | 1/1 | 6 | 5 | 1 | 0.0 | 0.0 | 0 | 0 | 2 | 0 | 0 | 0 |
| Dec 31 | Pit | L | 1/1 | 4 | 1 | 3 | 0.0 | 0.0 | 0 | 0 | 0 | 0 | 0 | 0 |
| TOTALS | | | 16/16 | 77 | 60 | 17 | 0.0 | 0.0 | 3 | 33 | 13 | 2 | 0 | 0 |

2008 (Minnesota)

| Date | Opp | W/L | P/S | Tot | Sol | Ast | Sk | Yds | Int | Yds | PD | FF | FR | Yds |
|---------------|--------|-----|------------|-----------|-----------|-----------|------------|------------|----------|-----------|----------|----------|----------|----------|
| Sep 8 | at GB | L | | | | | | | | | | | | |
| Sep 14 | Ind | L | | | | | | | | | | | | |
| Sep 21 | Car | W | | | | | | | | | | | | |
| Sep 28 | at Ten | L | | | | | | | | | | | | |
| Oct 6 | at NE | W | | | | | | | | | | | | |
| Oct 12 | Det | W | | | | | | | | | | | | |
| Oct 19 | at Chi | L | | | | | | | | | | | | |
| Nov 2 | Hou | W | 1/1 | 9 | 8 | 1 | 0.0 | 0.0 | 1 | 0 | 1 | 0 | 0 | 0 |
| Nov 9 | GB | W | 1/1 | 5 | 4 | 1 | 0.0 | 0.0 | 0 | 0 | 0 | 0 | 0 | 0 |
| Nov 16 | at TB | L | 1/1 | 3 | 2 | 1 | 0.0 | 0.0 | 0 | 0 | 0 | 0 | 0 | 0 |
| Nov 23 | at Jax | W | 1/1 | 5 | 4 | 1 | 0.0 | 0.0 | 1 | -1 | 1 | 0 | 0 | 0 |
| Nov 30 | Chi | W | 1/1 | 6 | 4 | 2 | 0.0 | 0.0 | 0 | 0 | 0 | 0 | 0 | 0 |
| Dec 7 | at Det | W | 1/1 | 2 | 2 | 0 | 0.0 | 0.0 | 0 | 0 | 1 | 0 | 0 | 0 |
| Dec 14 | at Arz | W | 1/1 | 5 | 4 | 1 | 0.0 | 0.0 | 0 | 0 | 0 | 0 | 0 | 0 |
| Dec 21 | Atl | L | 1/1 | 2 | 1 | 1 | 0.0 | 0.0 | 0 | 0 | 0 | 0 | 0 | 0 |
| Dec 28 | NYG | W | 1/1 | 8 | 5 | 3 | 0.0 | 0.0 | 0 | 0 | 0 | 0 | 0 | 0 |
| TOTALS | | | 9/9 | 45 | 34 | 11 | 0.0 | 0.0 | 2 | -1 | 3 | 0 | 0 | 0 |

2008 Postseason (Minnesota)

| Date | Opp | W/L | P/S | Tot | Sol | Ast | Sk | Yds | Int | Yds | PD | FF | FR | Yds |
|---------------|-----|-----|------------|----------|----------|----------|------------|------------|----------|----------|----------|----------|----------|----------|
| Jan 4 | Phi | L | 1/1 | 5 | 4 | 1 | 0.0 | 0.0 | 0 | 0 | 0 | 0 | 0 | 0 |
| TOTALS | | | 1/1 | 5 | 4 | 1 | 0.0 | 0.0 | 0 | 0 | 0 | 0 | 0 | 0 |



PATRICK WILLIS

| LINEBACKER



6-1 | 240 | MISSISSIPPI | 5TH YEAR | BORN 1.25.85 | BRUCETON, TN
ACQUIRED D-1A IN '07 | CENTRAL HS, BRUCETON, TN

In a limited amount of time Patrick Willis has established himself as a household name and an annual candidate for NFL Defensive Player of the Year honors with superman-like performances week-in and week-out, having led the NFL in tackles in two of his first four NFL seasons. As the 11th-overall selection in the 2007 NFL Draft, Willis made an immediate impact as a rookie, earning All-Pro, Pro Bowl and NFL Defensive Rookie of the Year honors. He kept the accolades flowing by earning Pro Bowl recognition in each of his five seasons. Willis is the only 49ers player to earn Pro Bowl honors in each of their first five seasons. A team captain in 2011, he ranked 2nd on the team in tackles (121) and finished the season with 12 PDs, 4 FFs and 2 FRs. The leader of the 49ers defense was rewarded with a lucrative five-year contract extension that will keep him in the Bay Area through 2016.

// CAREER HIGHLIGHTS

- Became the first player in franchise history to be selected as an All-Pro in each of his first five seasons (First-Team - 2007, 2009-11; Second-Team - 2008).
- A five-time Pro Bowl selection (2007-11), was the only rookie to earn All-Pro honors in 2007 as he was named the AP Defensive Rookie of the Year. He became first 49ers defensive rookie to make the Pro Bowl and first-team All-Pro since CB Ronnie Lott in 1981. He joined CB Bruce Taylor (1970), DT Dana Stubblefield (1993) and DT Bryant Young (1994) as 49ers who have won the Defensive Rookie of the Year award.
- Was named Defensive Rookie of the Month for October 2007 after totaling 43 tackles, and for December after amassing 53 stops, 3 sacks, 1 FF and 1 PD.
- In 76 starts, Willis has tallied 10-or-more tackles in 51 games and 20-or-more stops in 4 contests.
- Was one of three NFL rookies (49ers T Joe Staley and Browns T Joe Thomas) in 2007 to line up for every single snap.
- According to statistics compiled by Elias Sports Bureau, his 174 total tackles in 2007 led the NFL by more than 30 tackles, his 141 stops in 2008 ranked 2nd (behind Browns D'Qwell Jackson's 154 tackles) and his 152 tackles in 2009 ranked 1st. Finished with 128 tackles in 2010, ranking 9th in the NFL.
- Became the first 49er since S Ronnie Lott to be selected to the Pro Bowl in each of his first four seasons.



// 2011 AWARDS & HONORS

- AP First-Team All-Pro
- NFC 2012 Pro Bowl
- USA Football All-Fundamentals Team
- Mid-Season All-Pro by *USA Today's* Jarrett Bell
- Mid-Season All-Pro by ESPN's John Clayton
- Mid-Season All-Pro by NFL Network's Michael Lombardi
- NFC Defensive Player of the Week (Week 5)

// 2011 POSTSEASON HIGHLIGHTS

- Recovered a loose ball on the Saints first drive of the game vs. NO (1/14/12), after S Donte Whitner forced a RB Pierre Thomas fumble on the 49ers 2-yd. line. Finished the day with 10 tackles.

// 2011 HIGHLIGHTS

- Tied for team lead with 10 tackles to go along with a FR and PD vs. Sea. (9/11).
- Led team with 14 tackles vs. Dal. (9/18), while also forcing a fumble.
- Willis was awarded NFC Defensive Player of the Week for games played Oct. 9-10 (Week 5) by the NFL. He led the team with 18 tackles and recovered his second fumble of the season vs. TB (10/9), which resulted in a TE Vernon Davis 14-yd. TD receipt. It also marked the first time Willis registered multiple FRs in a season.
- Tied a career high recording 3 PDs at Det. (10/16), including 8 total tackles.
- Recorded a sack on QB Colt McCoy vs. Cle. (10/30) in the 4th qtr. for his first sack of the season.
- Led team with 13 tackles, 2 FFs and 1 PD at Was. (11/6). His first FF was recovered by S Donte Whitner in the 2nd qtr., which resulted in a TD on the ensuing play. Willis recorded his second FF of the game in the 4th qtr., marking his second career game with 2 FFs (vs. Atl. 10/11/09).
- Registered his second sack of the season and 17th of his career after bringing down Giants QB Eli Manning for a 9-yd. loss in the 3rd qtr. vs. NYG (11/13).
- Notched his first INT of the season and fifth of his career after picking off Cardinals QB John Skelton in the 1st qtr. vs. Arz. (11/20). He also registered 3 PDs and his 4th FF of the season after stripping Cardinals RB Beanie Wells in the 1st qtr.

// GOLDMINE

- In 2007 and 2009, Patrick was named the recipient of the 49ers Bill Walsh Award. The Bill Walsh Award is voted on by the coaches and awarded to the 49ers team MVP. Frank is one of two players in franchise history to win the award twice (RB Frank Gore).



- Tragedy struck Patrick's family right before his senior year at Ole Miss. His brother, Detris, drowned in a swimming hole when he was just 17 years old. Detris was a talented FB/LB who was heading into his senior year at Central High School and was a Division I-A prospect. In memory of his late brother, Patrick had the Superman shield tattooed on his chest. "We both loved Superman growing up. We were strong no matter what, but also had our weaknesses." Below Patrick's Superman tattoo reads, "My brother shall rise again." "I believe someday when my time on earth is over, I'll see him again."
- Patrick has a variety of tattoos, with each carrying its own special meaning. One of his most inspirational tattoos is the word 'Believe' on his forearm. "When a person says 'I think,' I feel that leaves room for doubt. If I want to do something, I want to 'believe' I can do it, not just think." Patrick has three tear drop tattoos, which signify three significant people that have passed away in his life - his grandfather, uncle and brother.
- One of Patrick's biggest influences growing up was his uncle, Arthur Joe Willis, who was a professional light-heavyweight boxer from 1989-2000 and competed in 33 pro fights. Patrick looked up to his uncle because he was able to make a name for himself as a successful boxer. Arthur matched up against James "Lights Out" Toney in 1990, and Toney later went on to beat former heavyweight champion Evander Holyfield in 2003.
- Patrick and his siblings were separated from his biological father when he was 16. He moved in with his guardians, the Finleys, who were in their 20's when they took in Patrick and his three other siblings. Chris Finley was a math teacher and Patrick's basketball coach in high school. Julie Finley taught 5th grade. He refers to Chris and Julie as mom and dad.
- One would think growing up in a small town of 1,500 people wouldn't provide much of a fan spotlight for young athletes. However, this was not the case for Patrick during his childhood in Bruceton, TN. "Growing up in such a small town, sports would turn into these big events, whether it was football, baseball or basketball. Everybody would come out to see you play."
- Competition is what has driven Patrick throughout his life. "I love to compete, no matter what sport it is. Basketball, baseball, football, golf, bowling, fishing, whatever. Basketball was my first love...I played everything, guard, forward, center. In baseball, I played everything too, except for catcher." Patrick set the record for most home runs in Little League. He started playing golf with his dad, Chris Finley, when he was 16. "Even though I'm not too good, I love to compete."
- Patrick was a standout basketball player at Central High School, where he averaged close to 20 points and 10 rebounds per game throughout his career. An all-district, all-region and All-West Tennessee selection, Patrick played every position on the court and was named the district's Most Valuable Player. It wasn't on the black-top where he crafted his game, but rather on the dirt in front of his house. At the age of 7, Patrick, his brother and his dad constructed a basketball hoop from cedar planks. For the next 10 years, one could often find Patrick and his family playing toe-to-toe on that very same hoop. "That's what kept me busy. We didn't have sport clubs, malls or movie theatres nearby. All we had was each other."

- Patrick believes several of the jobs he held as a youth have made him into the hard-working person he is today. At the ripe age of 10, Patrick worked in a cotton field to help financially support his family. "My grandmother got me a job chopping cotton. I got \$110 a week for chopping the weeds around the cotton so it could grow." Patrick's next job was in masonry, where he would mix mortar for the building of structures. He then worked alongside his father, who was a logger. "I would use a chainsaw and cut the limbs off. It was a pretty crazy job, I would get cut up all over." When Patrick was a sophomore and junior in high school, he would perform general maintenance around the school, which included waxing all the floors on the property.

// 2011 INJURY REPORT

- Inactive (hamstring) at Arz. (12/11), vs. Pit. (12/19), at Sea. (12/24) and at StL (1/1/12).

WILLIS' GAME-BY-GAME

2011

| Date | Opp | W/L | P/S | Tot | Sol | Ast | Sk | Yds | Int | Yds | PD | FF | FR | Yds | |
|---------------|--------|-----|-----|----------------------|------------|-----------|-----------|------------|-------------|----------|-----------|-----------|----------|----------|----------|
| Sep 11 | Sea | W | 1/1 | 10 | 4 | 6 | 0.0 | 0.0 | 0 | 0 | 1 | 0 | 1 | 0 | |
| Sep 18 | Dal | L | 1/1 | 14 | 6 | 8 | 0.0 | 0.0 | 0 | 0 | 0 | 1 | 0 | 0 | |
| Sep 25 | at Cin | W | 1/1 | 9 | 3 | 6 | 0.0 | 0.0 | 0 | 0 | 1 | 0 | 0 | 0 | |
| Oct 2 | at Phi | W | 1/1 | 6 | 6 | 0 | 0.0 | 0.0 | 0 | 0 | 1 | 0 | 0 | 0 | |
| Oct 9 | TB | W | 1/1 | 18 | 9 | 9 | 0.0 | 0.0 | 0 | 0 | 1 | 0 | 1 | 0 | |
| Oct 16 | at Det | W | 1/1 | 8 | 4 | 4 | 0.0 | 0.0 | 0 | 0 | 3 | 0 | 0 | 0 | |
| Oct 30 | Cle | W | 1/1 | 7 | 4 | 3 | 1.0 | 3.0 | 0 | 0 | 0 | 0 | 0 | 0 | |
| Nov 6 | at Was | W | 1/1 | 13 | 6 | 7 | 0.0 | 0.0 | 0 | 0 | 1 | 2 | 0 | 0 | |
| Nov 13 | NYG | W | 1/1 | 13 | 6 | 7 | 1.0 | 9.0 | 0 | 0 | 0 | 0 | 0 | 0 | |
| Nov 20 | Arz | W | 1/1 | 7 | 5 | 2 | 0.0 | 0.0 | 1 | 10 | 3 | 1 | 0 | 0 | |
| Nov 24 | at Bal | L | 1/1 | 10 | 4 | 6 | 0.0 | 0.0 | 0 | 0 | 1 | 0 | 0 | 0 | |
| Dec 4 | StL | W | 1/1 | 0 | 0 | 0 | 0.0 | 0.0 | 0 | 0 | 0 | 0 | 0 | 0 | |
| Dec 11 | at Arz | L | - | INACTIVE (Hamstring) | | | - | - | - | - | - | - | - | - | |
| Dec 19 | Pit | W | - | INACTIVE (Hamstring) | | | - | - | - | - | - | - | - | - | |
| Dec 24 | at Sea | W | - | INACTIVE (Hamstring) | | | - | - | - | - | - | - | - | - | |
| Jan 1 | at StL | W | 1/1 | 6 | 3 | 3 | 0.0 | 0.0 | 0 | 0 | 0 | 0 | 0 | 0 | |
| TOTALS | | | | 13/13 | 121 | 60 | 61 | 2.0 | 12.0 | 1 | 10 | 12 | 4 | 2 | 0 |

2011 Postseason

| Date | Opp | W/L | P/S | Tot | Sol | Ast | Sk | Yds | Int | Yds | PD | FF | FR | Yds | |
|---------------|-----|-----|-----|------------|-----------|----------|----------|------------|------------|----------|----------|----------|----------|----------|----------|
| Jan 14 | NO | W | 1/1 | 10 | 7 | 3 | 0.0 | 0.0 | 0 | 0 | 0 | 0 | 1 | 0 | |
| Jan 22 | NYG | | | | | | | | | | | | | | |
| TOTALS | | | | 1/1 | 10 | 7 | 3 | 0.0 | 0.0 | 0 | 0 | 0 | 0 | 1 | 0 |

QB Pressures: 8
QB Hits: 6

TFL: 4



WILLIS' CAREER STATISTICS

| YEAR | TEAM | GP | GS | TACKLES | | | | | INTERCEPTIONS | | | | | FUMBLES | | |
|---------------|------|-----------|-----------|------------|------------|------------|-------------|-------------|---------------|------------|------------|----------|-----------|-----------|----------|----------|
| | | | | TOT | SOL | AST | SACKS | YDS | INT | YDS | LG | TD | PD | FF | FR | YDS |
| 2007 | SF | 16 | 16 | 226 | 143 | 83 | 4.0 | 9.0 | 0 | 0 | 0 | 0 | 5 | 2 | 1 | 0 |
| 2008 | SF | 16 | 16 | 185 | 126 | 59 | 1.0 | 5.0 | 1 | 86 | 86t | 1 | 10 | 1 | 1 | 0 |
| 2009 | SF | 16 | 16 | 173 | 121 | 52 | 4.0 | 22.0 | 3 | 33 | 23t | 1 | 8 | 3 | 0 | 0 |
| 2010 | SF | 15 | 15 | 153 | 104 | 49 | 6.0 | 46.0 | 0 | 0 | 0 | 0 | 5 | 2 | 0 | 0 |
| 2011 | SF | 13 | 13 | 121 | 60 | 61 | 2.0 | 12.0 | 1 | 10 | 10 | 0 | 12 | 4 | 2 | 0 |
| TOTALS | | 76 | 76 | 858 | 555 | 304 | 17.0 | 94.0 | 5 | 129 | 86t | 2 | 40 | 12 | 4 | 0 |

PLAYOFFS

| YEAR | TEAM | GP | GS | TACKLES | | | | | INTERCEPTIONS | | | | | FUMBLES | | |
|---------------|------|----------|----------|-----------|----------|----------|------------|------------|---------------|----------|----------|----------|----------|----------|----------|----------|
| | | | | TOT | SOL | AST | SACKS | YDS | INT | YDS | LG | TD | PD | FF | FR | YDS |
| 2011 | SF | 1 | 1 | 10 | 7 | 3 | 0.0 | 0.0 | 0 | 0 | 0 | 0 | 0 | 0 | 1 | 0 |
| TOTALS | | 1 | 1 | 10 | 7 | 3 | 0.0 | 0.0 | 0 | 0 | 0 | 0 | 0 | 0 | 1 | 0 |

Milestones:

NFL Debut: vs. Arz. (9/10/07); **First Start:** vs. Arz. (9/10/07); **First Sack:** at Atl. (11/4/07 – QB Matt Ryan); **First INT:** at Sea. (9/14/08 – QB Matt Hasselbeck); **First INT Returned for a TD:** at Sea. (9/14/08 – 86–yd. off QB Matt Hasselbeck); **First FF:** vs. Arz. (9/10/07 – RB Edgerrin James); **First FR:** vs. Min. (12/9/07 – WR Aundrae Allison)

WILLIS' CAREER HIGHS

Total Tackles: 22 at NE (10/5/08)

Solo: 15 at Arz. (11/25/07)

Assists: 9 vs. TB (10/9/11)

Sacks: 2.5 vs. StL (10/4/09)

Passes Defensed: 3 (3 times) Last vs. Arz. (11/20/11)

Interceptions: 1 (5 times) Last vs. Arz. (11/20/11)

Interception Yards: 86 at Sea. (9/14/08)

Interception Return Long: 86t at Sea. (9/14/08)

Forced Fumbles: 2 (2 times) Last at Was. (11/6/11)

Fumble Recoveries: Regular Season – 1 (4 times) Last vs. TB (10/9/11); Postseason – 1 vs. NO (1/14/12)



// TRANSACTIONS

Originally the first of two 1st-round (11th pick overall) draft choices by SF in 2007... Signed a five-year contract through 2016 on 5/4/10.

// AWARDS & HONORS

2007: NFC Pro Bowl, AP Rookie Defensive Player of the Year, AP All-Pro, PFW/PFWA All-NFL Team, PFW/PFWA Defensive Rookie of the Year, PFW/PFWA All-Rookie Team, NFL Alumni Linebacker of the Year, NFL Defensive Rookie of the Month (October and December), GMC Defensive Player of the Week (Weeks 12 and 16), Diet Pepsi Rookie of the Week (Weeks 1, 2, and 12), Bill Walsh Award (co-recipient with Nate Clements)

2008: NFC Pro Bowl, AP Second-team All-Pro

2009: NFC Pro Bowl, AP All-Pro, *The Sporting News* - All-Pro Defense, PFW/PFWA All-NFL Team, 2009 NFL Alumni Linebacker of the Year, Bill Walsh Award, NFL Butkus Award

2010: NFC Pro Bowl, AP All-Pro, 2010 NFL Alumni Linebacker of the Year

// 2010

- Earned Pro Bowl honors for the fourth consecutive season and first-team All-Pro for the third time in his career after leading the team with 153 tackles.
- Set a career high and ranked 2nd on the team with 6.0 sacks on the season. His 6.0 sacks ranked t-1st among NFL ILBs (Pit. James Farrior and SD Kevin Burnett).
- Registered 2.0 sacks vs. TB (11/21), marking his 3rd career multi-sack game and the first since 10/4/09 vs. StL (2.5 sacks).
- Registered a sack in 3 consecutive games [1.0 vs. StL (11/14), 2.0 vs. TB (11/21), 1.0 at Arz. (11/29)], the longest streak of his career.
- Registered his 6th sack of the season as he brought down QB Sam Bradford at StL (12/26) and clubbed the ball loose to register his 2nd FF of the season and 8th of his career. Was wearing a cast on his hand after breaking it vs. Sea. (12/12).

// 2009

- Earned Pro Bowl honors for the third consecutive season and All-Pro honors for the second time in his career after leading the team in tackles (173) and TFLs (13). According to statistics compiled by the Elias Sports Bureau, he led the NFL in stops (152), marking the second time in his career he has accomplished this feat (2007 - 174 tackles).
- Ranked t-2nd in the NFL among linebackers with 3 INTs.
- Posted a career-high 4.0 sacks.
- Registered his 2nd career INT at Arz. (9/13). Also had 14 tackles to go along with 2 TFLs and a PD.
- Recorded 2nd career INT return for a TD, returning a QB Kyle Boller pass 23 yds. for a score, while posting a career-high 2.5 sacks to go along with 11 tackles vs. StL (10/4). He became the first player in franchise history, and just the third player in the NFL since the sack became an official statistic in 1982, to tally at least 2.5 sacks and an INT return for a TD in the same game.
- Posted 13 tackles and 2 FFs vs. Atl. (10/11), marking the first time a 49ers player forced 2 fumbles in a game since 1998.
- Sacked QB Kurt Warner and registered a FF vs. Arz. (12/14).
- Registered an INT, 12 tackles and a PD vs. Det. (12/27).

// 2008

- Led the team with 185 tackles as he earned Pro Bowl honors for second consecutive season.
- At Sea. (9/14), recorded first career INT, returning a QB Matt Hasselbeck pass for an 86-yd. TD, which is the longest INT return by a 49ers LB in team history.
- Posted 13 tackles, 2 PDs, and 1 FR at NO (9/28). His FR occurred at the 49ers 3-yd. line to prevent a Saints score.
- Tallied 4th career 20-plus tackle game after finishing with a franchise-record 22 stops vs. NE (10/6), which also included a sack.
- Tallied 16 tackles, which included 2 key stops on Rams final drive to preserve the 17-16 come-from-behind victory at StL (12/24).

// 2007

- Earned starting role in training camp and totaled 226 tackles, 4 sacks, 2 FFs, 1 FR and 5 PDs. Received numerous accolades, including Defensive Rookie of the Year, All-Pro and Pro Bowl honors.
- Led defense with 15 tackles to go along with 1 FF in season-opener vs. Arz. (9/10) and was named Diet Pepsi Rookie of the Week.
- Recorded a 21 tackles to go along with a half sack at Arz. (11/25). In a defining moment, ran down WR Sean Morey from behind in OT to prevent him from scoring game-winning TD after a 62-yd. gain. Was named the GMC Defensive POW and the Diet Pepsi Rookie of the Week for his efforts.
- Posted 20 tackles at Car. (12/2), marking second consecutive game in which he tallied 20 tackles-or-more.
- Registered 10 tackles and 1 FR vs. Min. (12/9), helping the defense hold NFL's then-leading rusher RB Adrian Peterson to 3 yds. on 14 carries.
- Totaled 20 tackles, 2.0 sacks, 1 FF and 1 PD vs. TB (12/23), and was named GMC Defensive POW. It marked his first career multi-sack game.
- Closed out season at Cle. (12/30) with 16 tackles and 1 sack.

// COLLEGE

Saw action in 45 games (22 starts), totaling 355 tackles, 11 sacks, 5 FFs and 1 INT during career at Mississippi. Became first Ole Miss player to lead SEC in tackles (128 in 2005 and 137 in 2006) since Abdul Jackson posted 139 in 1994. His 137 tackles ranked 7th on school's season-record list. Named Butkus Award winner in 2006, becoming first player in school history to earn award. Named first-team All-SEC and SEC Defensive POY by Associated Press and league's coaches as a senior after starting 12 games and posting 137 tackles, 3 sacks, 2 FFs, 1 FR and 7 PDs. Tallied at least 10 tackles in 11 contests. Earned South Team Defensive MVP honors at 2007 Senior Bowl, leading all players with 11 stops to go along with 1 FF. Named first-team All-SEC as a junior, leading team with 128 tackles to go along with 3 sacks, 1 INT and 4 PDs.



// PERSONAL

- Attended Central (Bruceton, TN) HS, where he earned Class "A" Mr. Football honors and was a two-time All-State choice, helping lead team to 2001 and 2002 Regional Championship and State Quarterfinals.
- Totaled 494 tackles, 23 sacks and 13 INTs (6 returned for TDs) on defense, while tallying 276 carries for 2,486 yds. with 39 TDs and 51 catches for 946 yds. with 17 TDs on offense.
- Also earned 4 letters in basketball and 3 in baseball, garnering all-district honors in each sport.
- Brother, Orey, recently received his welding degree.

- Sister, Ernicka, transferred to Lane College from Jackson State. She was on the basketball team at Jackson State, and plays on the softball team at Lane College.
- Born Patrick L. Willis (1/25/85) in Bruceton, TN.
- Graduated with a degree in criminal justice. He finished his degree while training for the NFL Draft. "I was determined to graduate."

// INJURY REPORT

2010: Inactive for the first time in his career vs. Arz. (1/2) with a broken hand suffered vs. Sea. (12/12).

WILLIS' GAME-BY-GAME

2007

| Date | Opp | W/L | P/S | Tot | Sol | Ast | Sk | Yds | Int | Yds | PD | FF | FR | Yds | |
|---------------|--------|-----|-----|--------------|------------|------------|-----------|------------|-------------|----------|----------|----------|----------|----------|----------|
| Sep 10 | Arz | W | 1/1 | 15 | 10 | 5 | 0.0 | 0.0 | 0 | 0 | 0 | 1 | 0 | 0 | |
| Sep 16 | at StL | W | 1/1 | 10 | 6 | 4 | 0.0 | 0.0 | 0 | 0 | 1 | 0 | 0 | 0 | |
| Sep 23 | at Pit | L | 1/1 | 10 | 6 | 4 | 0.0 | 0.0 | 0 | 0 | 1 | 0 | 0 | 0 | |
| Sep 30 | Sea | L | 1/1 | 16 | 9 | 7 | 0.0 | 0.0 | 0 | 0 | 0 | 0 | 0 | 0 | |
| Oct 7 | Bal | L | 1/1 | 16 | 10 | 6 | 0.0 | 0.0 | 0 | 0 | 0 | 0 | 0 | 0 | |
| Oct 21 | at NYG | L | 1/1 | 15 | 9 | 6 | 0.0 | 0.0 | 0 | 0 | 0 | 0 | 0 | 0 | |
| Oct 28 | NO | L | 1/1 | 12 | 8 | 4 | 0.0 | 0.0 | 0 | 0 | 0 | 0 | 0 | 0 | |
| Nov 4 | at Atl | L | 1/1 | 15 | 9 | 6 | 0.5 | 3.5 | 0 | 0 | 0 | 0 | 0 | 0 | |
| Nov 12 | at Sea | L | 1/1 | 10 | 5 | 5 | 0.0 | 0.0 | 0 | 0 | 0 | 0 | 0 | 0 | |
| Nov 18 | StL | L | 1/1 | 13 | 8 | 5 | 0.0 | 0.0 | 0 | 0 | 0 | 0 | 0 | 0 | |
| Nov 25 | at Arz | W | 1/1 | 21 | 15 | 6 | 0.5 | 3.5 | 0 | 0 | 1 | 0 | 0 | 0 | |
| Dec 2 | at Car | L | 1/1 | 20 | 12 | 8 | 0.0 | 0.0 | 0 | 0 | 0 | 0 | 0 | 0 | |
| Dec 9 | Min | L | 1/1 | 10 | 6 | 4 | 0.0 | 0.0 | 0 | 0 | 0 | 0 | 1 | 0 | |
| Dec 15 | Cin | W | 1/1 | 7 | 4 | 3 | 0.0 | 0.0 | 0 | 0 | 0 | 0 | 0 | 0 | |
| Dec 23 | TB | W | 1/1 | 20 | 13 | 7 | 2.0 | 1.0 | 0 | 0 | 1 | 1 | 0 | 0 | |
| Dec 30 | at Cle | L | 1/1 | 16 | 13 | 3 | 1.0 | 2.0 | 0 | 0 | 1 | 0 | 0 | 0 | |
| TOTALS | | | | 16/16 | 226 | 143 | 83 | 4.0 | 10.0 | 0 | 0 | 5 | 2 | 1 | 0 |

2009

| Date | Opp | W/L | P/S | Tot | Sol | Ast | Sk | Yds | Int | Yds | PD | FF | FR | Yds | |
|---------------|--------|-----|-----|--------------|------------|------------|-----------|------------|-------------|----------|-----------|----------|----------|----------|----------|
| Sep 13 | at Arz | W | 1/1 | 14 | 12 | 2 | 0.0 | 0.0 | 1 | 4 | 1 | 0 | 0 | 0 | |
| Sep 20 | Sea | W | 1/1 | 6 | 5 | 1 | 0.0 | 0.0 | 0 | 0 | 1 | 0 | 0 | 0 | |
| Sep 27 | at Min | L | 1/1 | 7 | 3 | 4 | 0.0 | 0.0 | 0 | 0 | 0 | 0 | 0 | 0 | |
| Oct 4 | StL | W | 1/1 | 11 | 5 | 6 | 2.5 | 15.0 | 1 | 23t | 1 | 0 | 0 | 0 | |
| Oct 11 | Atl | L | 1/1 | 13 | 9 | 4 | 0.0 | 0.0 | 0 | 0 | 0 | 2 | 0 | 0 | |
| Oct 25 | at Hou | L | 1/1 | 12 | 9 | 3 | 0.0 | 0.0 | 0 | 0 | 1 | 0 | 0 | 0 | |
| Nov 1 | at Ind | L | 1/1 | 12 | 8 | 4 | 0.0 | 0.0 | 0 | 0 | 1 | 0 | 0 | 0 | |
| Nov 8 | Ten | L | 1/1 | 11 | 6 | 5 | 0.0 | 0.0 | 0 | 0 | 0 | 0 | 0 | 0 | |
| Nov 12 | Chi | W | 1/1 | 12 | 8 | 4 | 0.0 | 0.0 | 0 | 0 | 0 | 0 | 0 | 0 | |
| Nov 22 | at GB | L | 1/1 | 9 | 7 | 2 | 0.0 | 0.0 | 0 | 0 | 1 | 0 | 0 | 0 | |
| Nov 29 | Jax | W | 1/1 | 13 | 7 | 6 | 0.5 | 1.0 | 0 | 0 | 0 | 0 | 0 | 0 | |
| Dec 6 | at Sea | L | 1/1 | 16 | 14 | 2 | 0.0 | 0.0 | 0 | 0 | 0 | 0 | 0 | 0 | |
| Dec 14 | Arz | W | 1/1 | 11 | 9 | 2 | 1.0 | 6.0 | 0 | 0 | 0 | 1 | 0 | 0 | |
| Dec 20 | at Phi | L | 1/1 | 7 | 6 | 1 | 0.0 | 0.0 | 0 | 0 | 0 | 0 | 0 | 0 | |
| Dec 27 | Det | W | 1/1 | 12 | 8 | 4 | 0.0 | 0.0 | 1 | 6 | 1 | 0 | 0 | 0 | |
| Jan 3 | at StL | W | 1/1 | 7 | 5 | 2 | 0.0 | 0.0 | 0 | 0 | 1 | 0 | 0 | 0 | |
| TOTALS | | | | 16/16 | 173 | 121 | 52 | 4.0 | 22.0 | 3 | 33 | 8 | 3 | 0 | 0 |

2008

| Date | Opp | W/L | P/S | Tot | Sol | Ast | Sk | Yds | Int | Yds | PD | FF | FR | Yds | |
|---------------|--------|-----|-----|--------------|------------|------------|-----------|------------|------------|----------|-----------|-----------|----------|----------|----------|
| Sep 7 | Arz | L | 1/1 | 9 | 6 | 3 | 0.0 | 0.0 | 0 | 0 | 2 | 0 | 0 | 0 | |
| Sep 14 | at Sea | W | 1/1 | 12 | 7 | 5 | 0.0 | 0.0 | 1 | 86t | 1 | 0 | 0 | 0 | |
| Sep 21 | Det | W | 1/1 | 9 | 6 | 3 | 0.0 | 0.0 | 0 | 0 | 0 | 0 | 0 | 0 | |
| Sep 28 | at NO | L | 1/1 | 13 | 8 | 5 | 0.0 | 0.0 | 0 | 0 | 1 | 0 | 1 | 0 | |
| Oct 5 | NE | L | 1/1 | 22 | 14 | 8 | 1.0 | 5.0 | 0 | 0 | 0 | 0 | 0 | 0 | |
| Oct 12 | Phi | L | 1/1 | 11 | 6 | 5 | 0.0 | 0.0 | 0 | 0 | 1 | 0 | 0 | 0 | |
| Oct 19 | at NYG | L | 1/1 | 9 | 5 | 4 | 0.0 | 0.0 | 0 | 0 | 3 | 0 | 0 | 0 | |
| Oct 26 | Sea | L | 1/1 | 10 | 6 | 4 | 0.0 | 0.0 | 0 | 0 | 0 | 0 | 0 | 0 | |
| Nov 10 | at Arz | L | 1/1 | 13 | 11 | 2 | 0.0 | 0.0 | 0 | 0 | 0 | 0 | 0 | 0 | |
| Nov 16 | StL | W | 1/1 | 11 | 10 | 1 | 0.0 | 0.0 | 0 | 0 | 1 | 0 | 0 | 0 | |
| Nov 24 | at Dal | L | 1/1 | 10 | 7 | 3 | 0.0 | 0.0 | 0 | 0 | 0 | 0 | 0 | 0 | |
| Nov 31 | at Buf | W | 1/1 | 16 | 14 | 2 | 0.0 | 0.0 | 0 | 0 | 1 | 1 | 0 | 0 | |
| Dec 7 | NYJ | W | 1/1 | 8 | 6 | 2 | 0.0 | 0.0 | 0 | 0 | 0 | 0 | 0 | 0 | |
| Dec 14 | at Mia | L | 1/1 | 6 | 2 | 4 | 0.0 | 0.0 | 0 | 0 | 0 | 0 | 0 | 0 | |
| Dec 21 | at StL | W | 1/1 | 16 | 12 | 4 | 0.0 | 0.0 | 0 | 0 | 0 | 0 | 0 | 0 | |
| Dec 28 | Was | W | 1/1 | 10 | 6 | 4 | 0.0 | 0.0 | 0 | 0 | 0 | 0 | 0 | 0 | |
| TOTALS | | | | 16/16 | 185 | 126 | 59 | 1.0 | 5.0 | 1 | 86 | 10 | 1 | 1 | 0 |

2010

| Date | Opp | W/L | P/S | Tot | Sol | Ast | Sk | Yds | Int | Yds | PD | FF | FR | Yds | |
|---------------|--------|-----|-----|--------------|------------|------------|-----------|------------|-------------|----------|----------|----------|----------|----------|----------|
| Sep 12 | at Sea | L | 1/1 | 11 | 9 | 2 | 0.0 | 0.0 | 0 | 0 | 0 | 0 | 0 | 0 | |
| Sep 20 | NO | L | 1/1 | 10 | 7 | 3 | 1.0 | 10.0 | 0 | 0 | 0 | 0 | 0 | 0 | |
| Sep 26 | at KC | L | 1/1 | 9 | 7 | 2 | 0.0 | 0.0 | 0 | 0 | 0 | 0 | 0 | 0 | |
| Oct 3 | at Atl | L | 1/1 | 8 | 4 | 4 | 0.0 | 0.0 | 0 | 0 | 0 | 0 | 0 | 0 | |
| Oct 10 | Phi | L | 1/1 | 9 | 6 | 3 | 0.0 | 0.0 | 0 | 0 | 1 | 0 | 0 | 0 | |
| Oct 17 | Oak | W | 1/1 | 8 | 4 | 4 | 0.0 | 0.0 | 0 | 0 | 1 | 0 | 0 | 0 | |
| Oct 24 | at Car | L | 1/1 | 11 | 8 | 3 | 0.0 | 0.0 | 0 | 0 | 0 | 0 | 0 | 0 | |
| Oct 31 | Den | W | 1/1 | 11 | 8 | 3 | 0.0 | 0.0 | 0 | 0 | 1 | 0 | 0 | 0 | |
| Nov 14 | StL | W | 1/1 | 12 | 9 | 3 | 1.0 | 7.0 | 0 | 0 | 0 | 1 | 0 | 0 | |
| Nov 21 | TB | L | 1/1 | 15 | 10 | 5 | 2.0 | 6.0 | 0 | 0 | 0 | 0 | 0 | 0 | |
| Nov 29 | at Arz | W | 1/1 | 7 | 4 | 3 | 1.0 | 6.0 | 0 | 0 | 1 | 0 | 0 | 0 | |
| Dec 5 | at GB | L | 1/1 | 7 | 5 | 2 | 0.0 | 0.0 | 0 | 0 | 0 | 0 | 0 | 0 | |
| Dec 12 | Sea | W | 1/1 | 7 | 4 | 3 | 0.0 | 0.0 | 0 | 0 | 0 | 0 | 0 | 0 | |
| Dec 16 | at SD | L | 1/1 | 11 | 6 | 5 | 0.0 | 0.0 | 0 | 0 | 1 | 0 | 0 | 0 | |
| Dec 26 | at StL | L | 1/1 | 17 | 13 | 4 | 1.0 | 17.0 | 0 | 0 | 0 | 1 | 0 | 0 | |
| Jan 2 | Arz | W | - | - | - | - | - | - | - | - | - | - | - | - | |
| TOTALS | | | | 15/15 | 153 | 104 | 49 | 6.0 | 46.0 | 0 | 0 | 5 | 2 | 0 | 0 |

2011 SAN FRANCISCO 49ERS

DEPTH CHART

AS OF JANUARY 17, 2012

OFFENSE

| | | | | | | |
|----|----|---------------------|----|-------------------------|----|----------------------|
| WR | 15 | Michael Crabtree | 10 | Kyle Williams | 13 | <u>Joe Hastings</u> |
| LT | 74 | Joe Staley | 75 | Alex Boone | | |
| LG | 77 | Mike Iupati | 67 | <u>Daniel Kilgore</u> | | |
| C | 59 | Jonathan Goodwin | 68 | Adam Snyder | | |
| RG | 68 | Adam Snyder | 62 | Chilo Rachal | | |
| RT | 76 | Anthony Davis | 78 | <u>Mike Person</u> | | |
| TE | 85 | Vernon Davis | 46 | Delanie Walker | 81 | Justin Peelle |
| WR | 19 | Ted Ginn Jr. | 18 | Brett Swain | | |
| FB | 49 | <u>Bruce Miller</u> | 44 | Moran Norris | | |
| RB | 21 | Frank Gore | 32 | <u>Kendall Hunter</u> | 24 | Anthony Dixon |
| QB | 11 | Alex Smith | 7 | <u>Colin Kaepernick</u> | 3 | <u>Scott Tolzien</u> |

DEFENSE

| | | | | | | |
|-----|----|----------------|----|-----------------------|----|---------------------|
| LDT | 91 | Ray McDonald | 96 | <u>Demarcus Dobbs</u> | | |
| NT | 90 | Isaac Sopoaga | 95 | Ricky Jean Francois | 93 | <u>Ian Williams</u> |
| RDT | 94 | Justin Smith | | | | |
| OLB | 55 | Ahmad Brooks | | | | |
| ILB | 53 | NaVorro Bowman | 54 | Larry Grant | | |
| ILB | 52 | Patrick Willis | 56 | Tavares Gooden | 51 | Blake Costanzo |
| OLB | 98 | Parys Haralson | 99 | <u>Aldon Smith</u> | | |
| LCB | 22 | Carlos Rogers | 26 | Tramaine Brock | | |
| RCB | 25 | Tarell Brown | 29 | <u>Chris Culliver</u> | 36 | Shawntae Spencer |
| FS | 38 | Dashon Goldson | 20 | Madieu Williams | 43 | <u>Colin Jones</u> |
| SS | 31 | Donte Whitner | 30 | Reggie Smith | 27 | C.J. Spillman |

SPECIAL TEAMS

| | | | | |
|-----|----|----------------|----|-----------------------|
| PR | 19 | Ted Ginn Jr. | 10 | Kyle Williams |
| KOR | 19 | Ted Ginn Jr. | 32 | <u>Kendall Hunter</u> |
| P | 4 | Andy Lee | | |
| K | 2 | David Akers | | |
| H | 4 | Andy Lee | | |
| LS | 86 | Brian Jennings | | |

Underline - rookies

[player] - injured

Injured Reserve - WR **Dontavia Bogan**, TE **Nate Byham**,
CB **Curtis Holcomb**, WR **Joshua Morgan**, DT **Will Tukuafu**

PRONUNCIATION GUIDE

| | |
|--|--|
| NaVorro Bowman..... nuh-VARR-oh, BOH-minn | Colin Kaepernick.....CAP-ur-nick |
| Tramaine Brock..... truh-MAIN | Jim Leavitt.....LEV-it |
| Ahmad Brooks..... uh-MAHD | Moran Norris..... more-ANN |
| Tarell Brown..... tuh-RELL | Chilo Rachal..... CHEYE-low, ray-SHELL |
| Geep Chryst..... JEEP, KRIST | Mike Solari..... soh-LAR-eeh |
| Blake Costanzo..... kuh-STAN-zoh | Isaac Sopoaga..... soh-poh-AH-guh |
| Demarcus Dobbs..... duh-MAR-kus | Joe Staley..... STAY-lee |
| Ejiro Evero..... eeh-JEE-row, EV-uh-row | Scott Tolzien..... toll-ZEEN |
| Dashon Goldson..... duh-SHAWN | Jim Tomsula..... tom-SOO-luh |
| Tavares Gooden..... tuh-var-us | Will Tukuafu..... too-koo-AH-foo |
| Parys Haralson..... Paris | Mark Uyeyama..... ooh-eeh-YAH-muh |
| Mike Iupati..... yoo-PAH-tee | Delanie Walker..... duh-LAY-nee |
| Ricky Jean Francois...gene-FRAN-swah | Donte Whitner..... don-tay |
| | Madieu Williams..... muh-DEE-yoo |

COACHING STAFF

| | |
|---------------------------|---|
| Jim Harbaugh..... | Head Coach |
| Brad Seely..... | Assistant Head Coach/ Special Teams Coordinator |
| Greg Roman..... | Offensive Coordinator |
| Vic Fangio..... | Defensive Coordinator |
| Michael Christianson..... | Coord. of Football Technology/ Offensive Quality Control |
| Geep Chryst..... | Quarterbacks |
| Reggie Davis..... | Tight Ends |
| Ed Donatell..... | Secondary |
| Tim Drevno..... | Offensive Line |
| Bobby Engram..... | Offensive Assistant |
| Ejiro Evero..... | Quality Control |
| Peter Hansen..... | Defensive Asst./Quality Control |
| Greg Jackson..... | Assistant Secondary |
| Jim Leavitt..... | Linebackers |
| John Morton..... | Wide Receivers |
| Tom Rathman..... | Running Backs |
| Mike Solari..... | Offensive Line |
| Kevin Tolbert..... | Assistant Strength & Conditioning |
| Jim Tomsula..... | Defensive Line |
| Mark Uyeyama..... | Head Strength & Conditioning |

2011 SAN FRANCISCO 49ERS

ALPHABETICAL ROSTER

AS OF JANUARY 17, 2012

| NO | PLAYER | POS | HT | WT | Birthdate | EXP | COLLEGE | HOMETOWN |
|----|----------------------|-------|------|-----|-----------|-----|---------------------|---------------------------|
| 2 | Akers, David | K | 5-10 | 200 | 12-9-74 | 13 | Louisville | Lexington, KY |
| 75 | Boone, Alex | T | 6-8 | 300 | 5-4-87 | 2 | Ohio State | Cleveland, OH |
| 53 | Bowman, NaVorro | LB | 6-0 | 242 | 5-28-88 | 2 | Penn State | Forestville, MD |
| 26 | Brock, Tramaine | CB | 5-10 | 197 | 8-20-88 | 2 | Belhaven | Long Beach, MS |
| 55 | Brooks, Ahmad | LB | 6-3 | 259 | 3-14-84 | 6 | Virginia | Woodbridge, VA |
| 25 | Brown, Tarell | CB | 5-10 | 193 | 1-6-85 | 5 | Texas | Mesquite, TX |
| 51 | Costanzo, Blake | LB | 6-1 | 235 | 4-14-84 | 4 | Lafayette | Franklin Lakes, NJ |
| 15 | Crabtree, Michael | WR | 6-1 | 214 | 9-14-87 | 3 | Texas Tech | Dallas, TX |
| 29 | Culliver, Chris | CB | 6-0 | 199 | 8-17-88 | R | South Carolina | Garner, NC |
| 76 | Davis, Anthony | T | 6-5 | 323 | 10-11-89 | 2 | Rutgers | Piscataway, NJ |
| 85 | Davis, Vernon | TE | 6-3 | 250 | 1-31-84 | 6 | Maryland | Washington, DC |
| 24 | Dixon, Anthony | RB | 6-1 | 233 | 9-24-87 | 2 | Mississippi State | Terry, MS |
| 96 | Dobbs, Demarcus | DT | 6-6 | 275 | 11-30-87 | R | Georgia | Savannah, GA |
| 19 | Ginn Jr., Ted | WR | 5-11 | 180 | 4-12-85 | 5 | Ohio State | Cleveland, OH |
| 38 | Goldson, Dashon | S | 6-2 | 200 | 9-18-84 | 5 | Washington | Carson, CA |
| 56 | Gooden, Tavares | LB | 6-1 | 242 | 10-7-84 | 4 | Miami | Ft. Lauderdale, FL |
| 59 | Goodwin, Jonathan | C | 6-3 | 318 | 12-2-78 | 10 | Michigan | Columbia, SC |
| 21 | Gore, Frank | RB | 5-9 | 217 | 5-14-83 | 7 | Miami | Coral Gables, FL |
| 54 | Grant, Larry | LB | 6-1 | 251 | 2-16-85 | 3 | Ohio State | Santa Rosa, CA |
| 98 | Haralson, Parys | LB | 6-0 | 255 | 1-24-84 | 6 | Tennessee | Madison, MS |
| 13 | Hastings, Joe | WR | 6-0 | 185 | 5-5-87 | R | Washburn | Wichita, KS |
| 32 | Hunter, Kendall | RB | 5-7 | 199 | 9-16-88 | R | Oklahoma State | Tyler, TX |
| 77 | Iupati, Mike | G | 6-5 | 331 | 5-12-87 | 2 | Idaho | Anaheim, CA |
| 95 | Jean Francois, Ricky | DT | 6-3 | 295 | 11-23-86 | 3 | Louisiana State | Miami Gardens, FL |
| 86 | Jennings, Brian | TE/LS | 6-5 | 242 | 10-14-76 | 12 | Arizona State | Mesa, AZ |
| 43 | Jones, Colin | S | 6-0 | 208 | 10-27-87 | R | Texas Christian | Bridgeport, TX |
| 7 | Kaepernick, Colin | QB | 6-4 | 230 | 11-3-87 | R | Nevada | Turlock, CA |
| 67 | Kilgore, Daniel | G | 6-3 | 308 | 12-18-87 | R | Appalachian State | Kingsport, TN |
| 4 | Lee, Andy | P | 6-2 | 180 | 8-11-82 | 8 | Pittsburgh | Westminster, SC |
| 91 | McDonald, Ray | DT | 6-3 | 290 | 9-2-84 | 5 | Florida | Belle Glade, FL |
| 49 | Miller, Bruce | FB | 6-2 | 248 | 8-6-87 | R | Central Florida | Woodstock, GA |
| 44 | Norris, Moran | FB | 6-1 | 250 | 6-16-78 | 11 | Kansas | Houston, TX |
| 81 | Peelle, Justin | TE | 6-4 | 251 | 3-15-79 | 10 | Oregon | Dublin, CA |
| 78 | Person, Mike | G | 6-4 | 299 | 6-17-88 | R | Montana State | Glendive, MT |
| 62 | Rachal, Chilo | T/G | 6-5 | 323 | 3-15-86 | 4 | Southern California | Compton, CA |
| 22 | Rogers, Carlos | CB | 6-0 | 192 | 7-2-81 | 7 | Auburn | Augusta, GA |
| 99 | Smith, Aldon | LB | 6-4 | 258 | 9-25-89 | R | Missouri | Raytown, MO |
| 11 | Smith, Alex | QB | 6-4 | 217 | 5-7-84 | 7 | Utah | La Mesa, CA |
| 94 | Smith, Justin | DT | 6-4 | 285 | 9-30-79 | 11 | Missouri | Jefferson City, MO |
| 30 | Smith, Reggie | S | 6-1 | 200 | 9-3-86 | 4 | Oklahoma | Edmond, OK |
| 68 | Snyder, Adam | C/G | 6-6 | 325 | 1-30-82 | 7 | Oregon | Whittier, CA |
| 90 | Sopoaga, Isaac | DT | 6-2 | 330 | 9-4-81 | 8 | Hawaii | Pago Pago, American Samoa |
| 36 | Spencer, Shawntae | CB | 6-1 | 190 | 2-22-82 | 8 | Pittsburgh | Pittsburgh, PA |
| 27 | Spillman, C.J. | S | 6-0 | 199 | 5-6-86 | 3 | Marshall | Louisville, KY |
| 74 | Staley, Joe | T | 6-5 | 315 | 8-30-84 | 5 | Central Michigan | Rockford, MI |
| 18 | Swain, Brett | WR | 6-0 | 200 | 6-21-85 | 3 | San Diego State | Asheville, NC |
| 3 | Tolzien, Scott | QB | 6-3 | 208 | 9-4-87 | R | Wisconsin | Rolling Meadows, IL |
| 46 | Walker, Delanie | TE | 6-0 | 242 | 8-12-84 | 6 | Central Missouri | Pomona, CA |
| 31 | Whitner, Donte | S | 5-10 | 208 | 7-24-85 | 6 | Ohio State | Cleveland, OH |
| 93 | Williams, Ian | NT | 6-1 | 305 | 8-31-89 | R | Notre Dame | Altamonte Springs, FL |
| 10 | Williams, Kyle | WR | 5-10 | 186 | 7-19-88 | 2 | Arizona State | Scottsdale, AZ |
| 20 | Williams, Madieu | S | 6-1 | 203 | 10-18-81 | 8 | Maryland | Freetown, Sierra Leone |
| 52 | Willis, Patrick | LB | 6-1 | 240 | 1-25-85 | 5 | Mississippi | Bruceton, TN |

INJURED RESERVE

| | | | | | | | | |
|----|-----------------|----|------|-----|---------|---|---------------|--------------------|
| 9 | Bogan, Dontavia | WR | 6-1 | 188 | 10-6-88 | R | South Florida | Thomasville, GA |
| 82 | Byham, Nate | TE | 6-4 | 264 | 6-27-88 | 2 | Pittsburgh | Franklin, PA |
| 41 | Holcomb, Curtis | CB | 5-10 | 190 | 9-3-88 | R | Florida A&M | Miami, FL |
| 84 | Morgan, Joshua | WR | 6-1 | 215 | 6-20-85 | 4 | Virginia Tech | Washington, DC |
| 92 | Tukuafu, Will | DT | 6-4 | 293 | 1-3-84 | 1 | Oregon | Salt Lake City, UT |

PRACTICE SQUAD

| | | | | | | | | |
|----|-------------------|----|-----|-----|----------|---|------------|-------------------|
| 61 | Beeler, Chase | C | 6-3 | 285 | 12-28-87 | R | Stanford | Jenks, OK |
| 58 | Elmore, Rick | LB | 6-4 | 255 | 2-1-88 | R | Arizona | Simi Valley, CA |
| 71 | Hall, Derek | T | 6-5 | 307 | 11-23-87 | R | Stanford | Overland Park, KS |
| 83 | Matthews, John | WR | 6-0 | 200 | 7-19-86 | 2 | San Diego | Littleton, CO |
| 23 | Nelms, Cory | CB | 6-0 | 195 | 2-27-87 | R | Miami | Neptune, NJ |
| 88 | Reuland, Konrad | TE | 6-4 | 260 | 4-4-87 | R | Stanford | Mission Viejo, CA |
| 50 | Simmons, Monte | LB | 6-3 | 226 | 1-29-89 | R | Kent State | Swissvale, PA |
| 57 | Wilhoite, Michael | LB | 6-0 | 240 | 12-7-86 | R | Washburn | Topeka, KS |

2011 SAN FRANCISCO 49ERS

NUMERICAL ROSTER

AS OF JANUARY 17, 2012

| NO | PLAYER | POS | HT | WT | Birthdate | EXP | COLLEGE | ACQUIRED |
|----|---------------------|-------|------|-----|-----------|-----|---------------------|------------------|
| 2 | David Akers | K | 5-10 | 200 | 36 | 13 | Louisville | FA in '11 |
| 3 | Scott Tolzien | QB | 6-3 | 208 | 24 | R | Wisconsin | W in '11 (SD) |
| 4 | Andy Lee | P | 6-2 | 180 | 29 | 8 | Pittsburgh | D-6A in '04 |
| 7 | Colin Kaepernick | QB | 6-4 | 230 | 23 | R | Nevada | D-2 in '11 |
| 10 | Kyle Williams | WR | 5-10 | 186 | 23 | 2 | Arizona State | D-6C in '10 |
| 11 | Alex Smith | QB | 6-4 | 217 | 27 | 7 | Utah | D-1 in '05 |
| 13 | Joe Hastings | WR | 6-0 | 185 | 24 | R | Washburn | FA in '11 |
| 15 | Michael Crabtree | WR | 6-1 | 214 | 24 | 3 | Texas Tech | D-1 in '09 |
| 18 | Brett Swain | WR | 6-0 | 200 | 26 | 3 | San Diego State | FA in '11 |
| 19 | Ted Ginn Jr. | WR | 5-11 | 180 | 26 | 5 | Ohio State | TR in '10 (Mia.) |
| 20 | Madieu Williams | S | 6-1 | 203 | 29 | 8 | Maryland | FA in '11 |
| 21 | Frank Gore | RB | 5-9 | 217 | 28 | 7 | Miami | D-3A in '05 |
| 22 | Carlos Rogers | CB | 6-0 | 192 | 30 | 7 | Auburn | FA in '11 |
| 24 | Anthony Dixon | RB | 6-1 | 233 | 24 | 2 | Mississippi State | D-6A in '10 |
| 25 | Tarell Brown | CB | 5-10 | 193 | 26 | 5 | Texas | D-5 in '07 |
| 26 | Tramaine Brock | CB | 5-10 | 197 | 23 | 2 | Belhaven | FA in '10 |
| 27 | C.J. Spillman | S | 6-0 | 199 | 25 | 3 | Marshall | W in '10 (SD) |
| 29 | Chris Culliver | CB | 6-0 | 199 | 23 | R | South Carolina | D-3 in '11 |
| 30 | Reggie Smith | S | 6-1 | 200 | 25 | 4 | Oklahoma | D-3 in '08 |
| 31 | Donte Whitner | S | 5-10 | 208 | 26 | 6 | Ohio State | FA in '11 |
| 32 | Kendall Hunter | RB | 5-7 | 199 | 23 | R | Oklahoma State | D-4 in '11 |
| 36 | Shawntae Spencer | CB | 6-1 | 190 | 29 | 8 | Pittsburgh | D-2B in '04 |
| 38 | Dashon Goldson | S | 6-2 | 200 | 27 | 5 | Washington | D-4B in '07 |
| 43 | Colin Jones | S | 6-0 | 208 | 23 | R | Texas Christian | D-6B in '11 |
| 44 | Moran Norris | FB | 6-1 | 250 | 33 | 11 | Kansas | UFA in '09 |
| 46 | Delanie Walker | TE | 6-0 | 242 | 27 | 6 | Central Missouri | D-6A in '06 |
| 49 | Bruce Miller | FB | 6-2 | 248 | 24 | R | Central Florida | D-7A in '11 |
| 51 | Blake Costanzo | LB | 6-1 | 235 | 27 | 4 | Lafayette | FA in '11 |
| 52 | Patrick Willis | LB | 6-1 | 240 | 26 | 5 | Mississippi | D-1A in '07 |
| 53 | NaVorro Bowman | LB | 6-0 | 242 | 23 | 2 | Penn State | D-3 in '10 |
| 54 | Larry Grant | LB | 6-1 | 251 | 25 | 3 | Ohio State | FA in '11 |
| 55 | Ahmad Brooks | LB | 6-3 | 259 | 27 | 6 | Virginia | W in '08 (Cin.) |
| 56 | Tavares Gooden | LB | 6-1 | 242 | 27 | 4 | Miami | FA in '11 |
| 59 | Jonathan Goodwin | C | 6-3 | 318 | 32 | 10 | Michigan | FA in '11 |
| 62 | Chilo Rachal | T/G | 6-5 | 323 | 25 | 4 | Southern California | D-2 in '08 |
| 67 | Daniel Kilgore | G | 6-3 | 308 | 23 | R | Appalachian State | D-5 in '11 |
| 68 | Adam Snyder | C/G | 6-6 | 325 | 29 | 7 | Oregon | D-3B in '05 |
| 74 | Joe Staley | T | 6-5 | 315 | 27 | 5 | Central Michigan | D-1B in '07 |
| 75 | Alex Boone | T | 6-8 | 300 | 24 | 2 | Ohio State | FA in '09 |
| 76 | Anthony Davis | T | 6-5 | 323 | 22 | 2 | Rutgers | D-1A in '10 |
| 77 | Mike Iupati | G | 6-5 | 331 | 24 | 2 | Idaho | D-1B in '10 |
| 78 | Mike Person | G | 6-4 | 299 | 23 | R | Montana State | D-7B in '11 |
| 81 | Justin Peelle | TE | 6-4 | 251 | 32 | 10 | Oregon | FA in '11 |
| 85 | Vernon Davis | TE | 6-3 | 250 | 27 | 6 | Maryland | D-1A in '06 |
| 86 | Brian Jennings | TE/LS | 6-5 | 242 | 35 | 12 | Arizona State | D-7B in '00 |
| 90 | Isaac Sopoaga | DT | 6-2 | 330 | 30 | 8 | Hawaii | D-4A in '04 |
| 91 | Ray McDonald | DT | 6-3 | 290 | 27 | 5 | Florida | D-3B in '07 |
| 93 | Ian Williams | NT | 6-1 | 305 | 22 | R | Notre Dame | FA in '11 |
| 94 | Justin Smith | DT | 6-4 | 285 | 32 | 11 | Missouri | UFA in '08 |
| 95 | Ricky Jean Francois | DT | 6-3 | 295 | 24 | 3 | Louisiana State | D-7B in '09 |
| 96 | Demarcus Dobbs | DT | 6-6 | 275 | 23 | R | Georgia | FA in '11 |
| 98 | Parys Haralson | LB | 6-0 | 255 | 27 | 6 | Tennessee | D-5 in '06 |
| 99 | Aldon Smith | LB | 6-4 | 258 | 22 | R | Missouri | D-1 in '11 |

INJURED RESERVE

| | | | | | | | | |
|----|----------------|----|------|-----|----|---|---------------|-------------|
| 9 | Dontavia Bogan | WR | 6-1 | 188 | 23 | R | South Florida | FA in '11 |
| 41 | Curtis Holcomb | CB | 5-10 | 190 | 23 | R | Florida A&M | D-7C in '11 |
| 82 | Nate Byham | TE | 6-4 | 264 | 23 | 2 | Pittsburgh | D-6B in '10 |
| 84 | Joshua Morgan | WR | 6-1 | 215 | 26 | 4 | Virginia Tech | D-6 in '08 |
| 92 | Will Tukuafu | DT | 6-4 | 293 | 27 | 1 | Oregon | FA in '10 |

PRACTICE SQUAD

| | | | | | | | | |
|----|------------------|----|-----|-----|----|---|------------|-----------|
| 23 | Cory Nelms | CB | 6-0 | 195 | 23 | R | Miami | FA in '11 |
| 50 | Monte Simmons | LB | 6-3 | 226 | 22 | R | Kent State | FA in '11 |
| 57 | Michael Wilhoite | LB | 6-0 | 240 | 25 | R | Washburn | FA in '11 |
| 58 | Rick Elmore | LB | 6-4 | 255 | 23 | R | Arizona | FA in '11 |
| 61 | Chase Beeler | C | 6-3 | 285 | 23 | R | Stanford | FA in '11 |
| 71 | Derek Hall | T | 6-5 | 307 | 24 | R | Stanford | FA in '11 |
| 83 | John Matthews | WR | 6-0 | 200 | 25 | 2 | San Diego | FA in '11 |
| 88 | Konrad Reuland | TE | 6-4 | 260 | 24 | R | Stanford | FA in '11 |

2011 SAN FRANCISCO 49ERS

POSITIONAL ROSTER

AS OF JANUARY 17, 2012

| NO | PLAYER | POS | HT | WT | DOB | EXP | COLLEGE | HOMETOWN | ACQUIRED |
|-----------------------------|----------------------|-------|------|-----|----------|-----|---------------------|---------------------------|------------------|
| QUARTERBACKS (3) | | | | | | | | | |
| 3 | Tolzien, Scott | QB | 6-3 | 208 | 9-4-87 | R | Wisconsin | Rolling Meadows, IL | W in '11 (SD) |
| 7 | Kaepernick, Colin | QB | 6-4 | 230 | 11-3-87 | R | Nevada | Turlock, CA | D-2 in '11 |
| 11 | Smith, Alex | QB | 6-4 | 217 | 5-7-84 | 7 | Utah | La Mesa, CA | D-1 in '05 |
| RUNNING BACKS (5) | | | | | | | | | |
| 21 | Gore, Frank | RB | 5-9 | 217 | 5-14-83 | 7 | Miami | Coral Gables, FL | D-3A in '05 |
| 24 | Dixon, Anthony | RB | 6-1 | 233 | 9-24-87 | 2 | Mississippi State | Terry, MS | D6-A in '10 |
| 32 | Hunter, Kendall | RB | 5-7 | 199 | 9-16-88 | R | Oklahoma State | Tyler, TX | D-4 in '11 |
| 44 | Norris, Moran | FB | 6-1 | 250 | 6-16-78 | 11 | Kansas | Houston, TX | UFA in '09 |
| 49 | Miller, Bruce | FB | 6-2 | 248 | 8-6-87 | R | Central Florida | Woodstock, GA | D-7A in '11 |
| WIDE RECEIVERS (5) | | | | | | | | | |
| 10 | Williams, Kyle | WR | 5-10 | 186 | 7-19-88 | 2 | Arizona State | Scottsdale, AZ | D-6C in '10 |
| 13 | Hastings, Joe | WR | 6-0 | 185 | 5-5-87 | R | Washburn | Wichita, KS | FA in '11 |
| 15 | Crabtree, Michael | WR | 6-1 | 214 | 9-14-87 | 3 | Texas Tech | Dallas, TX | D-1 in '09 |
| 18 | Swain, Brett | WR | 6-0 | 200 | 6-21-85 | 3 | San Diego State | Asheville, NC | FA in '11 |
| 19 | Ginn Jr., Ted | WR | 5-11 | 180 | 4-12-85 | 5 | Ohio State | Cleveland, OH | TR in '10 (Mia.) |
| TIGHT ENDS (3) | | | | | | | | | |
| 46 | Walker, Delanie | TE | 6-0 | 242 | 8-12-84 | 6 | Central Missouri | Pomona, CA | D-6A in '06 |
| 85 | Davis, Vernon | TE | 6-3 | 250 | 1-31-84 | 6 | Maryland | Washington, DC | D-1A in '06 |
| 81 | Peelle, Justin | TE | 6-4 | 251 | 3-15-79 | 10 | Oregon | Dublin, CA | FA in '11 |
| OFFENSIVE LINE (9) | | | | | | | | | |
| 59 | Goodwin, Jonathan | C | 6-3 | 318 | 12-2-78 | 10 | Michigan | Columbia, SC | FA in '11 |
| 62 | Rachal, Chilo | T/G | 6-5 | 323 | 3-15-86 | 4 | Southern California | Compton, CA | D-2 in '08 |
| 67 | Kilgore, Daniel | G | 6-3 | 308 | 12-18-87 | R | Appalachian State | Kingsport, TN | D-5 in '11 |
| 68 | Snyder, Adam | C/G | 6-6 | 325 | 1-30-82 | 7 | Oregon | Whittier, CA | D-3B in '05 |
| 74 | Staley, Joe | T | 6-5 | 315 | 8-30-84 | 5 | Central Michigan | Rockford, MI | D-1B in '07 |
| 75 | Boone, Alex | T | 6-8 | 300 | 5-4-87 | 2 | Ohio State | Cleveland, OH | FA in '09 |
| 76 | Davis, Anthony | T | 6-5 | 323 | 10-11-89 | 2 | Rutgers | Piscataway, NJ | D1-A in '10 |
| 77 | Iupati, Mike | G | 6-5 | 331 | 5-12-87 | 2 | Idaho | Anaheim, CA | D1-B in '10 |
| 78 | Person, Mike | G | 6-4 | 299 | 6-17-88 | R | Montana State | Glendive, MT | D-7B in '11 |
| DEFENSIVE LINE (6) | | | | | | | | | |
| 90 | Sopoaga, Isaac | DT | 6-2 | 330 | 9-4-81 | 8 | Hawaii | Pago Pago, American Samoa | D-4A in '04 |
| 91 | McDonald, Ray | DT | 6-3 | 290 | 9-2-84 | 5 | Florida | Belle Glade, FL | D-3B in '07 |
| 93 | Williams, Ian | NT | 6-1 | 305 | 8-31-89 | R | Notre Dame | Altamonte Springs, FL | FA in '11 |
| 94 | Smith, Justin | DT | 6-4 | 285 | 9-30-79 | 11 | Missouri | Jefferson City, MO | UFA in '08 |
| 95 | Jean Francois, Ricky | DT | 6-3 | 295 | 11-23-86 | 3 | Louisiana State | Miami Gardens, FL | D-7B in '09 |
| 96 | Dobbs, Demarcus | DT | 6-6 | 275 | 11-30-87 | R | Georgia | Savannah, GA | FA in '11 |
| LINEBACKERS (8) | | | | | | | | | |
| 51 | Costanzo, Blake | LB | 6-1 | 235 | 4-14-84 | 4 | Lafayette | Franklin Lakes, NJ | FA in '11 |
| 52 | Willis, Patrick | LB | 6-1 | 240 | 1-25-85 | 5 | Mississippi | Bruceston, TN | D-1A in '07 |
| 53 | Bowman, NaVorro | LB | 6-0 | 242 | 5-28-88 | 2 | Penn State | Forestville, MD | D-3 in '10 |
| 54 | Grant, Larry | LB | 6-1 | 251 | 2-16-85 | 3 | Ohio State | Santa Rosa, CA | FA in '11 |
| 55 | Brooks, Ahmad | LB | 6-3 | 259 | 3-14-84 | 6 | Virginia | Woodbridge, VA | W in '08 (Cin.) |
| 56 | Gooden, Tavares | LB | 6-1 | 242 | 10-7-84 | 4 | Miami | Ft. Lauderdale, FL | FA in '11 |
| 98 | Haralson, Parys | LB | 6-0 | 255 | 1-24-84 | 6 | Tennessee | Madison, MS | D-5 in '06 |
| 99 | Smith, Aldon | LB | 6-4 | 258 | 9-25-89 | R | Missouri | Raytown, MO | D-1 in '11 |
| DEFENSIVE BACKS (11) | | | | | | | | | |
| 20 | Williams, Madieu | S | 6-1 | 203 | 10-18-81 | 8 | Maryland | Freetown, Sierra Leone | FA in '11 |
| 22 | Rogers, Carlos | CB | 6-0 | 192 | 7-2-81 | 7 | Auburn | Augusta, GA | FA in '11 |
| 25 | Brown, Tarell | CB | 5-10 | 193 | 1-6-85 | 5 | Texas | Mesquite, TX | D-5 in '07 |
| 26 | Brock, Tramaine | CB | 5-10 | 197 | 8-20-88 | 2 | Bellhaven | Long Beach, MS | FA in '10 |
| 27 | Spillman, C. J. | S | 6-0 | 199 | 5-6-86 | 3 | Marshall | Louisville, KY | W in '10 (SD) |
| 29 | Culliver, Chris | CB | 6-0 | 199 | 8-17-88 | R | South Carolina | Garner, NC | D-3 in '11 |
| 30 | Smith, Reggie | S | 6-1 | 200 | 9-3-86 | 4 | Oklahoma | Edmond, OK | D-3 in '08 |
| 31 | Whitner, Donte | S | 5-10 | 208 | 7-24-85 | 6 | Ohio State | Cleveland, OH | FA in '11 |
| 36 | Spencer, Shawntae | CB | 6-1 | 190 | 2-22-82 | 8 | Pittsburgh | Pittsburgh, PA | D-2B in '04 |
| 38 | Goldson, Dashon | S | 6-2 | 200 | 9-18-84 | 5 | Washington | Carson, CA | D-4B in '07 |
| 43 | Jones, Colin | S | 6-0 | 208 | 10-27-87 | R | Texas Christian | Bridgeport, TX | D-6B in '11 |
| SPECIALISTS (3) | | | | | | | | | |
| 2 | Akers, David | K | 5-10 | 200 | 12-9-74 | 13 | Louisville | Lexington, KY | FA in '11 |
| 4 | Lee, Andy | P | 6-2 | 180 | 8-11-82 | 8 | Pittsburgh | Westminster, SC | D-6A in '04 |
| 86 | Jennings, Brian | TE/LS | 6-5 | 242 | 10-14-76 | 12 | Arizona State | Mesa, AZ | D-7B in '00 |
| INJURED RESERVE (5) | | | | | | | | | |
| 9 | Bogan, Dontavia | WR | 6-1 | 188 | 10-6-88 | R | South Florida | Thomasville, GA | FA in '11 |
| 41 | Holcomb, Curtis | CB | 5-10 | 190 | 9-3-88 | R | Florida A&M | Miami, FL | D-7C in '11 |
| 82 | Byham, Nate | TE | 6-4 | 264 | 6-27-88 | 2 | Pittsburgh | Franklin, PA | D-6B in '10 |
| 84 | Morgan, Joshua | WR | 6-1 | 215 | 6-20-85 | 4 | Virginia Tech | Washington, DC | D-6 in '08 |
| 92 | Tukuafu, Will | DT | 6-4 | 293 | 1-3-84 | 1 | Oregon | Salt Lake City, UT | FA in '10 |

2011 SAN FRANCISCO 49ERS ROSTER BREAKDOWN

| ROSTER BY EXPERIENCE | | | | HOW THEY WERE BUILT | | |
|----------------------|-----|---------|--------|---------------------|---------------------|-----|
| PLAYER | EXP | GP/GS | W/ SF | YEAR | PLAYER | ACQ |
| David Akers | 13 | 205/0 | 16/0 | 2000 | Brian Jennings | D7b |
| Brian Jennings | 12 | 192/0 | 192/0 | 2004 | Shawntae Spencer | D2b |
| Justin Smith | 11 | 175/171 | 64/64 | | Isaac Sopoaga | D4a |
| Moran Norris | 11 | 139/58 | 66/32 | | Andy Lee | D6a |
| Justin Peelle | 10 | 151/71 | 14/2 | 2005 | Alex Smith | D1 |
| Jonathan Goodwin | 10 | 147/75 | 16/16 | | Frank Gore | D3a |
| Andy Lee | 8 | 128/0 | 128/0 | | Adam Snyder | D3b |
| Isaac Sopoaga | 8 | 109/69 | 109/69 | 2006 | Vernon Davis | D1a |
| Shawntae Spencer | 8 | 98/72 | 98/72 | | Parys Haralson | D5 |
| Madieu Williams | 8 | 103/88 | 15/3 | | Delanie Walker | D6a |
| Adam Snyder | 7 | 107/69 | 107/69 | 2007 | Patrick Willis | D1a |
| Frank Gore | 7 | 100/86 | 100/86 | | Joe Staley | D1b |
| Carlos Rogers | 7 | 94/84 | 16/16 | | Tarell Brown | D5 |
| Alex Smith | 7 | 69/65 | 69/65 | | Ray McDonald | D3b |
| Vernon Davis | 6 | 88/86 | 88/86 | | Dashon Goldson | D4b |
| Parys Haralson | 6 | 86/68 | 86/68 | 2008 | Chilo Rachal | D2 |
| Donte Whitner | 6 | 84/81 | 15/15 | | Reggie Smith | D3 |
| Delanie Walker | 6 | 83/36 | 83/36 | | Joshua Morgan* | D6 |
| Ahmad Brooks | 6 | 58/24 | 45/17 | | Justin Smith | FA |
| Patrick Willis | 5 | 76/76 | 76/76 | | Ahmad Brooks | W |
| Ted Ginn Jr. | 5 | 77/38 | 27/3 | 2009 | Michael Crabtree | D1 |
| Ray McDonald | 5 | 71/24 | 71/24 | | Ricky Jean Francois | D7b |
| Tarell Brown | 5 | 71/21 | 71/21 | | Moran Norris | UFA |
| Dashon Goldson | 5 | 65/48 | 65/48 | | Alex Boone | FA |
| Joe Staley | 5 | 66/66 | 66/66 | 2010 | Anthony Davis | D1A |
| Joshua Morgan* | 4 | 49/32 | 49/32 | | Mike Iupati | D1B |
| Blake Costanzo | 4 | 61/0 | 16/0 | | NaVorro Bowman | D3 |
| Chilo Rachal | 4 | 55/40 | 55/39 | | Anthony Dixon | D6A |
| Reggie Smith | 4 | 45/9 | 45/9 | | Nate Byham* | D6B |
| Tavares Gooden | 4 | 42/12 | 16/0 | | Kyle Williams | D6C |
| Larry Grant | 3 | 50/11 | 16/3 | | Ted Ginn Jr. | TR |
| Michael Crabtree | 3 | 42/40 | 42/40 | | Tramaine Brock | FA |
| C.J. Spillman | 3 | 37/1 | 27/0 | | Will Tukuafu* | FA |
| Ricky Jean Francois | 3 | 35/2 | 35/2 | | C.J. Spillman | W |
| Brett Swain | 3 | 28/2 | 5/1 | 2011 | Aldon Smith | D1 |
| Anthony Davis | 2 | 32/32 | 32/32 | | Colin Kaepernick | D2 |
| Mike Iupati | 2 | 32/32 | 32/32 | | Chris Culliver | D3 |
| NaVorro Bowman | 2 | 32/17 | 32/17 | | Kendall Hunter | D4 |
| Anthony Dixon | 2 | 32/0 | 32/0 | | Daniel Kilgore | D5 |
| Nate Byham* | 2 | 14/3 | 14/3 | | Colin Jones | D6B |
| Kyle Williams | 2 | 18/1 | 18/1 | | Bruce Miller | D7A |
| Alex Boone | 2 | 17/0 | 17/0 | | Mike Person | D7B |
| Tramaine Brock | 2 | 14/0 | 14/0 | | Curtis Holcomb* | D7C |
| Will Tukuafu* | 1 | 4/0 | 4/0 | | David Akers | FA |
| Chris Culliver | R | 16/0 | 16/0 | | Dontavia Bogan* | FA |
| Kendall Hunter | R | 16/1 | 16/1 | | Blake Costanzo | FA |
| Bruce Miller | R | 15/8 | 15/8 | | Demarcus Dobbs | FA |
| Aldon Smith | R | 16/0 | 16/0 | | Jonathan Goodwin | FA |
| Colin Jones | R | 13/0 | 13/0 | | Larry Grant | FA |
| Demarcus Dobbs | R | 12/0 | 12/0 | | Carlos Rogers | FA |
| Colin Kaepernick | R | 3/0 | 3/0 | | Donte Whitner | FA |
| Ian Williams | R | 1/0 | 1/0 | | Ian Williams | FA |
| Daniel Kilgore | R | 1/0 | 1/0 | | Madieu Williams | FA |
| Joe Hastings | R | 2/0 | 2/0 | | Tavares Gooden | FA |
| Mike Person | R | 0/0 | 0/0 | | Scott Tolzien | W |
| Scott Tolzien | R | 0/0 | 0/0 | | Justin Peelle | FA |
| Dontavia Bogan* | R | 0/0 | 0/0 | | Brett Swain | FA |
| Curtis Holcomb* | R | 0/0 | 0/0 | | Joe Hastings | FA |

* – Denotes player on the Injured Reserve List

2011 SAN FRANCISCO 49ERS PARTICIPATION CHART

| | SEA 9-11 | DAL 9-18 | CIN 9-25 | PHI 10-2 | TB 10-9 | DET 10-16 | CLE 10-30 | WAS 11-6 | NYG 11-13 | ARZ 11-20 | BAL 11-24 | STL 12-4 | ARZ 12-11 | PIT 12-19 | SEA 12-24 | STL 1-1 | GP | GS | DNP | IA |
|----------------------|-------------|-------------|-------------|-------------|------------|--------------|--------------|-------------|--------------|--------------|--------------|-------------|--------------|--------------|--------------|------------|----|----|-----|----|
| Akers, David | P | P | P | P | P | P | P | P | P | P | P | P | P | P | P | P | 16 | 0 | 0 | 0 |
| Beeler, Chase | PS | PS | PS | PS | PS | NR | PS | PS | PS | PS | PS | PS | PS | PS | PS | PS | 0 | 0 | 0 | 0 |
| Boone, Alex | P | P | P | P | P | P | P | P | P | P | P | P | P | P | P | P | 16 | 0 | 0 | 0 |
| Bowman, NaVorro | ILB | ILB | ILB | ILB | ILB | ILB | ILB | ILB | ILB | ILB | ILB | ILB | ILB | ILB | ILB | ILB | 16 | 16 | 0 | 0 |
| Brock, Tramaine | P | P | P | P | IA | IA | IA | P | P | P | P | P | P | IA | IA | P | 11 | 0 | 0 | 5 |
| Brooks, Ahmad | OLB | OLB | OLB | OLB | OLB | OLB | OLB | OLB | OLB | OLB | OLB | OLB | OLB | OLB | OLB | OLB | 16 | 16 | 0 | 0 |
| Brown, Tarell | RCB | RCB | RCB | RCB | RCB | RCB | RCB | RCB | RCB | RCB | RCB | RCB | RCB | RCB | RCB | RCB | 16 | 16 | 0 | 0 |
| Costanzo, Blake | P | P | P | P | P | P | P | P | P | P | P | P | P | P | P | P | 16 | 0 | 0 | 0 |
| Crabtree, Michael | P | IA | WR | WR | WR | WR | WR | WR | WR | WR | WR | WR | WR | WR | WR | WR | 15 | 14 | 0 | 1 |
| Culliver, Chris | P | P | P | P | P | P | P | P | P | P | P | P | P | P | P | P | 16 | 0 | 0 | 0 |
| Davis, Anthony | RT | RT | RT | RT | RT | RT | RT | RT | RT | RT | RT | RT | RT | RT | RT | RT | 16 | 16 | 0 | 0 |
| Davis, Vernon | TE | TE | TE | TE | TE | TE | TE | TE | TE | TE | TE | TE | TE | TE | TE | TE | 16 | 16 | 0 | 0 |
| Dixon, Anthony | P | P | P | P | P | P | P | P | P | P | P | P | P | P | P | P | 16 | 0 | 0 | 0 |
| Dobbs, Demarcus | IA | IA | IA | IA | P | P | P | P | P | P | P | P | P | P | P | P | 12 | 0 | 0 | 4 |
| Edwards, Braylon | WR | WR | IA | IA | IA | IA | P | P | WR | WR | P | IA | WR | IA | P | NR | 9 | 5 | 0 | 6 |
| Ginn Jr., Ted | P | P | P | P | P | WR | WR | P | P | P | P | WR | P | P | IA | IA | 14 | 3 | 0 | 2 |
| Goldson, Dashon | IA | IA | FS | FS | FS | FS | FS | FS | FS | FS | FS | FS | FS | FS | FS | FS | 14 | 14 | 0 | 2 |
| Gooden, Tavares | P | P | P | P | P | P | P | P | P | P | P | P | P | P | P | P | 16 | 0 | 0 | 0 |
| Goodwin, Jonathan | C | C | C | C | C | C | C | C | C | C | C | C | C | C | C | C | 16 | 16 | 0 | 0 |
| Gore, Frank | RB | RB | RB | P | RB | RB | RB | RB | RB | RB | RB | RB | RB | RB | RB | RB | 16 | 15 | 0 | 0 |
| Grant, Larry | P | P | P | P | P | P | P | P | P | P | P | P | ILB | ILB | ILB | P | 16 | 3 | 0 | 0 |
| Hall, Derek | PS | PS | PS | PS | PS | PS | PS | PS | PS | PS | PS | PS | PS | PS | PS | PS | 0 | 0 | 0 | 0 |
| Haralson, Parys | OLB | OLB | OLB | OLB | OLB | OLB | OLB | OLB | OLB | OLB | OLB | OLB | OLB | OLB | OLB | OLB | 16 | 16 | 0 | 0 |
| Hastings, Joe | PS | PS | PS | PS | PS | PS | PS | PS | PS | PS | PS | PS | PS | PS | PS | P | 1 | 0 | 0 | 0 |
| Hunter, Kendall | P | P | P | RB | P | P | P | P | P | P | P | P | P | P | P | P | 16 | 1 | 0 | 0 |
| Iupati, Mike | LG | LG | LG | LG | LG | LG | LG | LG | LG | LG | LG | LG | LG | LG | LG | LG | 16 | 16 | 0 | 0 |
| Jean Francois, Ricky | P | P | P | P | NT | P | P | LDT | P | P | P | P | P | P | P | P | 16 | 2 | 0 | 0 |
| Jennings, Brian | P | P | P | P | P | P | P | P | P | P | P | P | P | P | P | P | 16 | 0 | 0 | 0 |
| Johnson, Ian | NR | PS | PS | PS | PS | PS | PS | PS | PS | PS | PS | PS | PS | NR | NR | NR | 0 | 0 | 0 | 0 |
| Jones, Colin | P | PS | PS | PS | P | P | P | P | P | P | P | P | P | P | P | P | 13 | 0 | 0 | 0 |
| Kaepernick, Colin | DNP | DNP | DNP | P | P | DNP | DNP | DNP | DNP | DNP | DNP | P | DNP | DNP | DNP | DNP | 3 | 0 | 13 | 0 |
| Kilgore, Daniel | IA | IA | IA | IA | IA | IA | IA | IA | IA | IA | IA | IA | IS | P | IA | DNP | 1 | 0 | 1 | 13 |
| Lee, Andy | P | P | P | P | P | P | P | P | P | P | P | P | P | P | P | P | 16 | 0 | 0 | 0 |
| LeGree, Mark | NR | NR | NR | NR | NR | NR | NR | NR | NR | PS | PS | NR | NR | NR | NR | NR | 0 | 0 | 0 | 0 |
| Matthews, John | NR | NR | NR | NR | PS | PS | PS | PS | PS | NR | NR | PS | PS | PS | PS | PS | 0 | 0 | 0 | 0 |
| McDonald, Ray | LDT | LDT | LDT | LDT | LDT | LDT | LDT | IA | LDT | LDT | LDT | LDT | LDT | LDT | LDT | LDT | 15 | 15 | 0 | 1 |
| Miller, Bruce | P | P | FB | FB | P | FB | FB | P | P | P | IA | FB | FB | FB | P | P | 15 | 7 | 0 | 1 |
| Morgan, Joshua | WR | WR | WR | WR | WR | IR | IR | IR | IR | IR | IR | IR | IR | IR | IR | IR | 5 | 5 | 0 | 0 |
| Nelms, Cory | PS | PS | PS | PS | PS | PS | PS | PS | PS | PS | PS | PS | PS | PS | PS | PS | 0 | 0 | 0 | 0 |
| Norris, Moran | P | FB | IA | IA | IA | IA | IA | IA | IA | IA | FB | IA | IA | IA | DNP | P | 4 | 2 | 1 | 11 |
| Omon, Xavier | PS | NR | NR | NR | NR | NR | NR | NR | NR | NR | NR | NR | NR | NR | NR | NR | 0 | 0 | 0 | 0 |
| Peelle, Justin | NR | DNP | P | P | P | P | P | TE | P | P | P | P | P | P | P | TE | 14 | 2 | 1 | 0 |
| Person, Mike | IA | IA | IA | IA | IA | IA | IA | IA | IA | IA | IA | IA | IA | IA | IA | IA | 0 | 0 | 0 | 16 |
| Rachal, Chilo | RG | RG | RG | P | P | P | P | P | P | P | P | P | P | P | P | P | 16 | 3 | 0 | 0 |
| Reuland, Konrad | PS | PS | PS | PS | PS | PS | PS | PS | PS | PS | PS | PS | PS | PS | PS | PS | 0 | 0 | 0 | 0 |
| Rogers, Carlos | LCB | LCB | LCB | LCB | LCB | LCB | LCB | LCB | LCB | LCB | LCB | LCB | LCB | LCB | LCB | LCB | 16 | 16 | 0 | 0 |
| Simmons, Monte | PS | PS | PS | PS | PS | PS | PS | PS | PS | PS | PS | PS | PS | PS | PS | PS | 0 | 0 | 0 | 0 |
| Smith, Aldon | P | P | P | P | P | P | P | P | P | P | P | P | P | P | P | P | 16 | 0 | 0 | 0 |
| Smith, Alex | QB | QB | QB | QB | QB | QB | QB | QB | QB | QB | QB | QB | QB | QB | QB | QB | 16 | 16 | 0 | 0 |
| Smith, Justin | RDT | RDT | RDT | RDT | RDT | RDT | RDT | RDT | RDT | RDT | RDT | RDT | RDT | RDT | RDT | RDT | 16 | 16 | 0 | 0 |
| Smith, Reggie | P | P | P | P | P | P | P | P | P | P | P | P | P | P | P | P | 16 | 0 | 0 | 0 |
| Snyder, Adam | P | P | P | RG | RG | RG | RG | RG | RG | RG | RG | RG | RG | RG | RG | RB | 16 | 13 | 0 | 0 |
| Sopoaga, Isaac | NT | NT | NT | NT | IA | NT | NT | NT | NT | NT | NT | NT | NT | NT | NT | NT | 15 | 15 | 0 | 1 |
| Spencer, Shawntae | P | P | P | P | DNP | P | DNP | IA | IA | P | IA | IA | P | P | P | IA | 9 | 0 | 2 | 5 |
| Spillman, C.J. | P | P | P | P | P | P | P | P | P | P | P | P | P | P | P | P | 16 | 0 | 0 | 0 |
| Staley, Joe | LT | LT | LT | LT | LT | LT | LT | LT | LT | LT | LT | LT | LT | LT | LT | LT | 16 | 16 | 0 | 0 |
| Swain, Brett | NR | NR | NR | NR | NR | P | IA | IA | IA | IA | IA | P | IA | P | P | WR | 5 | 1 | 0 | 6 |
| Taylor, Kerry | NR | NR | NR | NR | NR | PS | NR | NR | NR | NR | NR | NR | NR | NR | NR | NR | 0 | 0 | 0 | 0 |
| Tolzien, Scott | IA | IA | IA | IA | IA | IA | IA | IA | IA | IA | IA | IA | IA | IA | IA | IA | 0 | 0 | 0 | 16 |
| Tukuafu, Will | P | P | P | P | IR | IR | IR | IR | IR | IR | IR | IR | IR | IR | IR | IR | 4 | 0 | 0 | 0 |
| Walker, Delanie | TE | P | P | P | TE | P | P | TE | TE | TE | TE | P | P | TE | TE | IA | 15 | 8 | 0 | 1 |
| Whitner, Donte | SS | SS | SS | DNP | SS | SS | SS | SS | SS | SS | SS | SS | SS | SS | SS | SS | 15 | 15 | 1 | 0 |
| Wilhoite, Michael | NR | NR | NR | NR | NR | NR | NR | NR | NR | NR | NR | NR | NR | PS | PS | PS | 0 | 0 | 0 | 0 |
| Williams, Ian | IA | IA | IA | IA | P | IA | IA | DNP | IA | IA | IA | IA | IA | IA | IA | IA | 1 | 0 | 1 | 14 |
| Williams, Kyle | IA | P | DNP | P | P | P | P | P | P | P | P | P | P | P | WR | IA | 13 | 1 | 1 | 2 |
| Williams, Madiou | FS | FS | P | SS | P | P | P | P | P | IA | P | P | P | P | P | P | 15 | 3 | 0 | 1 |
| Willis, Patrick | ILB | ILB | ILB | ILB | ILB | ILB | ILB | ILB | ILB | ILB | ILB | ILB | IA | IA | IA | ILB | 13 | 13 | 0 | 3 |

Position = Starter, P = Played, DNP = Did Not Play, IA = Inactive, IR = Injured Reserve, EQ = Emergency Quarterback, PUP = Physically Unable to Perform, NR = Not on Roster, PS = Practice Squad, NFI = Non-Football Injury, SUS = Suspended, EXP = Roster Exemption, PSI = Practice Squad/Injured, BYE = Week 7

49ERS POSTSEASON ROSTER AND PARTICIPATION

ROSTER BY EXPERIENCE, POSTSEASON

| PLAYER | EXP | GP/GS | W/ SF |
|---------------------|-----|-------|-------|
| David Akers | 13 | 20/0 | 1/0 |
| Brian Jennings | 12 | 4/0 | 4/0 |
| Justin Smith | 11 | 2/2 | 1/1 |
| Moran Norris | 11 | 0/0 | 0/0 |
| Justin Peelle | 10 | 4/3 | 1/1 |
| Jonathan Goodwin | 10 | 10/10 | 1/1 |
| Andy Lee | 8 | 1/0 | 1/0 |
| Isaac Sopoaga | 8 | 1/1 | 1/1 |
| Shawntae Spencer | 8 | 0/0 | 0/0 |
| Madieu Williams | 8 | 4/3 | 1/0 |
| Adam Snyder | 7 | 1/1 | 1/1 |
| Frank Gore | 7 | 1/1 | 1/1 |
| Carlos Rogers | 7 | 1/1 | 1/1 |
| Alex Smith | 7 | 1/1 | 1/1 |
| Vernon Davis | 6 | 1/1 | 1/1 |
| Parys Haralson | 6 | 1/1 | 1/1 |
| Donte Whitner | 6 | 1/1 | 1/1 |
| Delanie Walker | 6 | 0/0 | 0/0 |
| Ahmad Brooks | 6 | 1/1 | 1/1 |
| Patrick Willis | 5 | 1/1 | 1/1 |
| Ted Ginn Jr. | 5 | 2/1 | 1/0 |
| Ray McDonald | 5 | 1/1 | 1/1 |
| Tarell Brown | 5 | 1/1 | 1/1 |
| Dashon Goldson | 5 | 1/1 | 1/1 |
| Joe Staley | 5 | 1/1 | 1/1 |
| Joshua Morgan* | 4 | 0/0 | 0/0 |
| Blake Costanzo | 4 | 1/0 | 1/0 |
| Chilo Rachal | 4 | 1/0 | 1/0 |
| Reggie Smith | 4 | 1/0 | 1/0 |
| Tavares Gooden | 4 | 4/0 | 1/0 |
| Larry Grant | 3 | 1/0 | 1/0 |
| Michael Crabtree | 3 | 1/1 | 1/1 |
| C.J. Spillman | 3 | 1/0 | 1/0 |
| Ricky Jean Francois | 3 | 1/0 | 1/0 |
| Brett Swain | 3 | 5/0 | 1/0 |
| Anthony Davis | 2 | 1/1 | 1/1 |
| Mike Iupati | 2 | 1/1 | 1/1 |
| NaVorro Bowman | 2 | 1/1 | 1/1 |
| Anthony Dixon | 2 | 1/0 | 1/0 |
| Nate Byham* | 2 | 0/0 | 0/0 |
| Kyle Williams | 2 | 1/0 | 1/0 |
| Alex Boone | 2 | 1/0 | 1/0 |
| Tramaine Brock | 2 | 1/0 | 1/0 |
| Will Tukuafu* | 1 | 0/0 | 0/0 |
| Chris Culliver | R | 1/0 | 1/0 |
| Kendall Hunter | R | 1/0 | 1/0 |
| Bruce Miller | R | 1/1 | 1/1 |
| Aldon Smith | R | 1/0 | 1/0 |
| Colin Jones | R | 1/0 | 1/0 |
| Demarcus Dobbs | R | 1/0 | 1/0 |
| Colin Kaepernick | R | 0/0 | 0/0 |
| Ian Williams | R | 0/0 | 0/0 |
| Daniel Kilgore | R | 0/0 | 0/0 |
| Joe Hastings | R | 0/0 | 0/0 |
| Mike Person | R | 0/0 | 0/0 |
| Scott Tolzien | R | 0/0 | 0/0 |
| Dontavia Bogan* | R | 0/0 | 0/0 |
| Curtis Holcomb* | R | 0/0 | 0/0 |

* – Denotes player on the Injured Reserve List

POSTSEASON PARTICIPATION

| | SEA 9-11 | DAL 9-18 | GP | GS | DNP | IA |
|----------------------|-------------|-------------|----|----|-----|----|
| Akers, David | P | | 1 | 0 | 0 | 0 |
| Beeler, Chase | PS | | 0 | 0 | 0 | 0 |
| Boone, Alex | P | | 1 | 0 | 0 | 0 |
| Bowman, NaVorro | ILB | | 1 | 1 | 0 | 0 |
| Brock, Tramaine | P | | 1 | 0 | 0 | 0 |
| Brooks, Ahmad | OLB | | 1 | 1 | 0 | 0 |
| Brown, Tarell | RCB | | 1 | 1 | 0 | 0 |
| Costanzo, Blake | P | | 1 | 0 | 0 | 0 |
| Crabtree, Michael | WR | | 1 | 1 | 0 | 0 |
| Culliver, Chris | P | | 1 | 0 | 0 | 0 |
| Davis, Anthony | RT | | 1 | 1 | 0 | 0 |
| Davis, Vernon | TE | | 1 | 1 | 0 | 0 |
| Dixon, Anthony | P | | 1 | 0 | 0 | 0 |
| Dobbs, Demarcus | P | | 1 | 0 | 0 | 0 |
| Edwards, Braylon | NR | | 0 | 0 | 0 | 0 |
| Ginn Jr., Ted | P | | 1 | 0 | 0 | 0 |
| Goldson, Dashon | FS | | 1 | 1 | 0 | 0 |
| Gooden, Tavares | P | | 1 | 0 | 0 | 0 |
| Goodwin, Jonathan | C | | 1 | 1 | 0 | 0 |
| Gore, Frank | RB | | 1 | 1 | 0 | 0 |
| Grant, Larry | P | | 1 | 0 | 0 | 0 |
| Hall, Derek | PS | | 0 | 0 | 0 | 0 |
| Haralson, Parys | OLB | | 1 | 1 | 0 | 0 |
| Hastings, Joe | IA | | 0 | 0 | 0 | 1 |
| Hunter, Kendall | P | | 1 | 0 | 0 | 0 |
| Iupati, Mike | LG | | 1 | 1 | 0 | 0 |
| Jean Francois, Ricky | P | | 1 | 0 | 0 | 0 |
| Jennings, Brian | P | | 1 | 0 | 0 | 0 |
| Johnson, Ian | NR | | 0 | 0 | 0 | 0 |
| Jones, Colin | P | | 1 | 0 | 0 | 0 |
| Kaepernick, Colin | DNP | | 0 | 0 | 1 | 0 |
| Kilgore, Daniel | IA | | 0 | 0 | 0 | 1 |
| Lee, Andy | P | | 1 | 0 | 0 | 0 |
| LeGree, Mark | NR | | 0 | 0 | 0 | 0 |
| Matthews, John | PS | | 0 | 0 | 0 | 0 |
| McDonald, Ray | LDT | | 1 | 1 | 0 | 0 |
| Miller, Bruce | FB | | 1 | 1 | 0 | 0 |
| Morgan, Joshua | IR | | 0 | 0 | 0 | 0 |
| Nelms, Cory | PS | | 0 | 0 | 0 | 0 |
| Norris, Moran | DNP | | 0 | 0 | 1 | 0 |
| Omon, Xavier | NR | | 0 | 0 | 0 | 0 |
| Peelle, Justin | TE | | 1 | 1 | 0 | 0 |
| Person, Mike | IA | | 0 | 0 | 0 | 1 |
| Rachal, Chilo | P | | 1 | 0 | 0 | 0 |
| Reuland, Konrad | PS | | 0 | 0 | 0 | 0 |
| Rogers, Carlos | LCB | | 1 | 1 | 0 | 0 |
| Simmons, Monte | PS | | 0 | 0 | 0 | 0 |
| Smith, Aldon | P | | 1 | 0 | 0 | 0 |
| Smith, Alex | QB | | 1 | 1 | 0 | 0 |
| Smith, Justin | RDT | | 1 | 1 | 0 | 0 |
| Smith, Reggie | P | | 1 | 0 | 0 | 0 |
| Snyder, Adam | RG | | 1 | 1 | 0 | 0 |
| Sopoaga, Isaac | NT | | 1 | 1 | 0 | 0 |
| Spencer, Shawntae | IA | | 0 | 0 | 0 | 1 |
| Spillman, C.J. | P | | 1 | 0 | 0 | 0 |
| Staley, Joe | LT | | 1 | 1 | 0 | 0 |
| Swain, Brett | P | | 1 | 0 | 0 | 0 |
| Taylor, Kerry | NR | | 0 | 0 | 0 | 0 |
| Tolzien, Scott | IA | | 0 | 0 | 0 | 1 |
| Tukuafu, Will | IR | | 0 | 0 | 0 | 0 |
| Walker, Delanie | IA | | 0 | 0 | 0 | 1 |
| Whitner, Donte | SS | | 1 | 1 | 0 | 0 |
| Wilhoite, Michael | PS | | 0 | 0 | 0 | 0 |
| Williams, Ian | IA | | 0 | 0 | 0 | 1 |
| Williams, Kyle | P | | 1 | 0 | 0 | 0 |
| Williams, Madieu | P | | 1 | 0 | 0 | 0 |
| Willis, Patrick | ILB | | 1 | 1 | 0 | 0 |

2011 SAN FRANCISCO 49ERS

GAME-BY-GAME STARTERS

OFFENSE

| Opp | WR | LT | LG | C | RG | RT | TE | WR | FB | RB | QB | Other |
|-------------------|----------|--------|--------|---------|--------|----------|----------|-------------|--------|--------|----------|-------------|
| Sea | Edwards | Staley | Iupati | Goodwin | Rachal | A. Davis | V. Davis | Morgan | | Gore | A. Smith | Walker (TE) |
| Dal | Edwards | Staley | Iupati | Goodwin | Rachal | A. Davis | V. Davis | Morgan | Norris | Gore | A. Smith | |
| at Cin | Crabtree | Staley | Iupati | Goodwin | Rachal | A. Davis | V. Davis | Morgan | Miller | Gore | A. Smith | |
| at Phi | Crabtree | Staley | Iupati | Goodwin | Snyder | A. Davis | V. Davis | Morgan | Miller | Hunter | A. Smith | |
| TB | Crabtree | Staley | Iupati | Goodwin | Snyder | A. Davis | V. Davis | Morgan | | Gore | A. Smith | Walker (TE) |
| at Det | Crabtree | Staley | Iupati | Goodwin | Snyder | A. Davis | V. Davis | Ginn Jr. | Miller | Gore | A. Smith | |
| Cle | Crabtree | Staley | Iupati | Goodwin | Snyder | A. Davis | V. Davis | Ginn Jr. | Miller | Gore | A. Smith | |
| at Was | Crabtree | Staley | Iupati | Goodwin | Snyder | A. Davis | V. Davis | Peelle (TE) | | Gore | A. Smith | Walker (TE) |
| NYG | Crabtree | Staley | Iupati | Goodwin | Snyder | A. Davis | V. Davis | Edwards | | Gore | A. Smith | Walker (TE) |
| Arz | Crabtree | Staley | Iupati | Goodwin | Snyder | A. Davis | V. Davis | Edwards | Miller | Gore | A. Smith | |
| at Bal | Crabtree | Staley | Iupati | Goodwin | Snyder | A. Davis | V. Davis | | Norris | Gore | A. Smith | Walker (TE) |
| StL | Crabtree | Staley | Iupati | Goodwin | Snyder | A. Davis | V. Davis | Ginn Jr. | Miller | Gore | A. Smith | |
| at Arz | Crabtree | Staley | Iupati | Goodwin | Snyder | A. Davis | V. Davis | Edwards | Miller | Gore | A. Smith | |
| Pit | Crabtree | Staley | Iupati | Goodwin | Snyder | A. Davis | V. Davis | | Miller | Gore | A. Smith | Walker (TE) |
| at Sea | Crabtree | Staley | Iupati | Goodwin | Snyder | A. Davis | V. Davis | K. Williams | | Gore | A. Smith | Walker (TE) |
| at StL | Crabtree | Staley | Iupati | Goodwin | Snyder | A. Davis | V. Davis | Swain | | Gore | A. Smith | Peelle (TE) |
| Postseason | | | | | | | | | | | | |
| NO | Crabtree | Staley | Iupati | Goodwin | Snyder | A. Davis | V. Davis | | Miller | Gore | A. Smith | Peelle (TE) |
| NYG | | | | | | | | | | | | |

DEFENSE

| Opp | LDT | NT | RDT | OLB | ILB | ILB | OLB | LCB | RCB | SS | FS | Other |
|-------------------|---------------|---------------|----------|--------|--------|--------|----------|--------|----------|-------------|-------------|-------|
| Sea | McDonald | Sopoaga | J. Smith | Brooks | Bowman | Willis | Haralson | Rogers | T. Brown | Whitner | M. Williams | |
| Dal | McDonald | Sopoaga | J. Smith | Brooks | Bowman | Willis | Haralson | Rogers | T. Brown | Whitner | M. Williams | |
| at Cin | McDonald | Sopoaga | J. Smith | Brooks | Bowman | Willis | Haralson | Rogers | T. Brown | Whitner | Goldson | |
| at Phi | McDonald | Sopoaga | J. Smith | Brooks | Bowman | Willis | Haralson | Rogers | T. Brown | M. Williams | Goldson | |
| TB | McDonald | Jean Francois | J. Smith | Brooks | Bowman | Willis | Haralson | Rogers | T. Brown | Whitner | Goldson | |
| at Det | McDonald | Sopoaga | J. Smith | Brooks | Bowman | Willis | Haralson | Rogers | T. Brown | Whitner | Goldson | |
| Cle | McDonald | Sopoaga | J. Smith | Brooks | Bowman | Willis | Haralson | Rogers | T. Brown | Whitner | Goldson | |
| at Was | Jean Francois | Sopoaga | J. Smith | Brooks | Bowman | Willis | Haralson | Rogers | T. Brown | Whitner | Goldson | |
| NYG | McDonald | Sopoaga | J. Smith | Brooks | Bowman | Willis | Haralson | Rogers | T. Brown | Whitner | Goldson | |
| Arz | McDonald | Sopoaga | J. Smith | Brooks | Bowman | Willis | Haralson | Rogers | T. Brown | Whitner | Goldson | |
| at Bal | McDonald | Sopoaga | J. Smith | Brooks | Bowman | Willis | Haralson | Rogers | T. Brown | Whitner | Goldson | |
| StL | McDonald | Sopoaga | J. Smith | Brooks | Bowman | Willis | Haralson | Rogers | T. Brown | Whitner | Goldson | |
| at Arz | McDonald | Sopoaga | J. Smith | Brooks | Bowman | Grant | Haralson | Rogers | T. Brown | Whitner | Goldson | |
| Pit | McDonald | Sopoaga | J. Smith | Brooks | Bowman | Grant | Haralson | Rogers | T. Brown | Whitner | Goldson | |
| at Sea | McDonald | Sopoaga | J. Smith | Brooks | Bowman | Grant | Haralson | Rogers | T. Brown | Whitner | Goldson | |
| at StL | McDonald | Sopoaga | J. Smith | Brooks | Bowman | Willis | Haralson | Rogers | T. Brown | Whitner | Goldson | |
| Postseason | | | | | | | | | | | | |
| NO | McDonald | Sopoaga | J. Smith | Brooks | Bowman | Willis | Haralson | Rogers | T. Brown | Whitner | Goldson | |
| NYG | | | | | | | | | | | | |

INACTIVES

| Opp | Inactives |
|-------------------|--|
| Sea | Tolzien/K. Williams/Goldson/Kilgore/Person/I. Williams/Dobbs |
| Dal | Tolzien/Crabtree/Goldson/Kilgore/Person/I. Williams/Dobbs |
| at Cin | Tolzien/Edwards/Norris/Kilgore/Person/I. Williams/Dobbs |
| at Phi | Tolzien/Edwards/Norris/Kilgore/Person/I. Williams/Dobbs |
| TB | Tolzien/Edwards/Brock/Norris/Kilgore/Person/Sopoaga |
| at Det | Tolzien/Edwards/Brock/Norris/Kilgore/Person/I. Williams |
| Cle | Tolzien/Swain/Brock/Norris/Kilgore/Person/I. Williams |
| at Was | Tolzien/Swain/Spencer/Norris/Kilgore/Person/McDonald |
| NYG | Tolzien/Swain/Spencer/Norris/Kilgore/Person/I. Williams |
| Arz | Tolzien/Swain/M. Williams/Norris/Kilgore/Person/I. Williams |
| at Bal | Tolzien/Swain/Spencer/Miller/Kilgore/Person/I. Williams |
| StL | Tolzien/Edwards/Spencer/Norris/Kilgore/Person/I. Williams |
| at Arz | Tozien/Swain/Norris/Willis/Kilgore/Person/I. Williams |
| Pit | Tolzien/Edwards/Brock/Morris/Willis/Person/I. Williams |
| at Sea | Tolzien/Ginn Jr./Brock/Willis/Kilgore/Person/I. Williams |
| at StL | Tolzien/K. Williams/Ginn/Spencer/Walker/Person/I. Williams |
| Postseason | |
| NO | Tolzien/Hastings/Spencer/Walker/Kilgore/Person/I. Williams |
| NYG | |

2011 SAN FRANCISCO 49ERS REGULAR SEASON STATISTICS

| Date | W/L | Score | Opponent | Attendance | Rushing | No | Yds | Avg | Long | TD |
|-------|-----|------------|-----------------|------------|------------------|------------|--------------|------------|-------------|-----------|
| 9/11 | W | 33-17 | Seattle | 69,732 | F. Gore | 282 | 1,211 | 4.3 | 55 | 8 |
| 9/18 | L | 24-27 (OT) | Dallas | 69,732 | K. Hunter | 112 | 473 | 4.2 | 44 | 2 |
| 9/25 | W | 13-8 | at Cincinnati | 43,363 | A. Smith | 52 | 179 | 3.4 | 14 | 2 |
| 10/2 | W | 24-23 | at Philadelphia | 69,144 | A. Dixon | 29 | 87 | 3.0 | 9 | 2 |
| 10/9 | W | 48-3 | Tampa Bay | 69,732 | T. Ginn Jr. | 8 | 68 | 8.5 | 24 | 0 |
| 10/16 | W | 25-19 | at Detroit | 62,061 | K. Williams | 2 | 32 | 16.0 | 25 | 0 |
| 10/30 | W | 20-10 | Cleveland | 69,732 | B. Miller | 4 | 8 | 2.0 | 3 | 0 |
| 11/6 | W | 19-11 | at Washington | 78,032 | M. Crabtree | 1 | 6 | 6.0 | 6 | 0 |
| 11/13 | W | 27-20 | New York Giants | 69,732 | D. Walker | 3 | 5 | 1.7 | 14 | 0 |
| 11/20 | W | 23-7 | Arizona | 69,732 | C. Kaepernick | 2 | -2 | -1.0 | -1 | 0 |
| 11/24 | L | 6-16 | at Baltimore | 71,345 | V. Davis | 2 | -5 | -2.5 | -2 | 0 |
| 12/4 | W | 26-0 | St. Louis | 69,732 | A. Lee | 1 | -18 | -18.0 | -18 | 0 |
| 12/11 | L | 19-21 | at Arizona | 60,808 | 49ers | 498 | 2,044 | 4.1 | 55 | 14 |
| 12/19 | W | 20-3 | Pittsburgh | 69,732 | Opponents | 353 | 1,236 | 3.5 | 34 | 3 |
| 12/24 | W | 19-17 | at Seattle | 66,697 | Receiving | No | Yds | Avg | Long | TD |
| 1/1 | W | 34-27 | at St. Louis | 55,990 | M. Crabtree | 72 | 874 | 12.1 | 52t | 4 |

| Team Statistics | | 49ers | Opponents |
|--------------------------|--|------------------|----------------|
| Total First Downs | | 282 | 267 |
| Rushing | | 101 | 53 |
| Passing | | 150 | 190 |
| Penalty | | 31 | 24 |
| 3rd Down: Made/Att | | 65/221 | 76/216 |
| 3rd Down Pct. | | 29.4% | 35.2% |
| 4th Down: Made/Att | | 9/14 | 7/17 |
| 4th Down Pct. | | 64.3% | 41.2% |
| Possession Avg. | | 32:02 | 27:58 |
| Total Net Yards | | 4,974 | 4,931 |
| Avg. Per Game | | 310.9 | 308.2 |
| Total Plays | | 993 | 974 |
| Avg. Per Play | | 5.0 | 5.1 |
| Net Yards Rushing | | 2,044 | 1,236 |
| Avg. Per Game | | 127.8 | 77.3 |
| Total Rushes | | 498 | 353 |
| Net Yards Passing | | 2,930 | 3,695 |
| Avg. Per Game | | 183.1 | 230.9 |
| Sacked/Yards Lost | | 44/263 | 42/283 |
| Gross Yards | | 3,193 | 3,978 |
| Attempts/Completions | | 451/277 | 579/333 |
| Completion Pct. | | 61.4% | 57.5% |
| Had Intercepted | | 5 | 23 |
| Punts/Average | | 79/50.3 | 87/45.0 |
| Net Punting Avg. | | 43.4 | 37.1 |
| Penalties/Yards | | 113/1,014 | 98/867 |
| Fumbles/Ball Lost | | 14/5 | 31/15 |
| Touchdowns | | 35 | 23 |
| Rushing | | 14 | 3 |
| Passing | | 18 | 20 |
| Returns | | 3 | 0 |

| Score By Periods | Q1 | Q2 | Q3 | Q4 | OT | Pts |
|------------------|----|-----|-----|-----|----|-----|
| 49ers | 45 | 125 | 101 | 109 | 0 | 380 |
| Opponents | 43 | 42 | 40 | 101 | 3 | 229 |

| Scoring | TD | Ru | Pa | Rt | PAT | FG | 2Pt | Pts |
|------------------|-----------|-----------|-----------|----------|--------------|--------------|----------|------------|
| D. Akers | 0 | 0 | 0 | 0 | 34/34 | 44/52 | 0 | 166 |
| F. Gore | 8 | 8 | 0 | 0 | 0/0 | 0/0 | 0 | 48 |
| V. Davis | 6 | 0 | 6 | 0 | 0/0 | 0/0 | 0 | 36 |
| M. Crabtree | 4 | 0 | 4 | 0 | 0/0 | 0/0 | 1 | 26 |
| K. Williams | 3 | 0 | 3 | 0 | 0/0 | 0/0 | 0 | 18 |
| D. Walker | 3 | 0 | 3 | 0 | 0/0 | 0/0 | 0 | 18 |
| T. Ginn Jr. | 2 | 0 | 0 | 2 | 0/0 | 0/0 | 0 | 12 |
| A. Dixon | 2 | 2 | 0 | 0 | 0/0 | 0/0 | 0 | 12 |
| A. Smith | 2 | 2 | 0 | 0 | 0/0 | 0/0 | 0 | 12 |
| K. Hunter | 2 | 2 | 0 | 0 | 0/0 | 0/0 | 0 | 12 |
| B. Miller | 1 | 0 | 1 | 0 | 0/0 | 0/0 | 0 | 6 |
| C. Rogers | 1 | 0 | 0 | 1 | 0/0 | 0/0 | 0 | 6 |
| J. Morgan | 1 | 0 | 1 | 0 | 0/0 | 0/0 | 0 | 6 |
| Ald. Smith | 0 | 0 | 0 | 0 | 0/0 | 0/0 | 0 | 2 |
| 49ers | 35 | 14 | 18 | 3 | 34/34 | 44/52 | 1 | 380 |
| Opponents | 23 | 3 | 20 | 0 | 21/21 | 22/27 | 1 | 229 |

Sacks:
49ers: Ald. Smith 14.0, J. Smith 7.5, A. Brooks 7.0, R. McDonald 5.5, N. Bowman 2.0, L. Grant 2.0, P. Haralson 2.0, P. Willis 2.0 **Total 42.0**
Opponents: 44.0

2-Pt. Conversions: 49ers 1/1, Opponents 1/2

| Receiving | | No | Yds | Avg | Long | TD |
|------------------|------------|--------------|-------------|------------|-----------|----|
| M. Crabtree | | 72 | 874 | 12.1 | 52t | 4 |
| V. Davis | | 67 | 792 | 11.8 | 44 | 6 |
| K. Williams | | 20 | 241 | 12.1 | 56t | 3 |
| T. Ginn Jr. | | 19 | 220 | 11.6 | 26 | 0 |
| D. Walker | | 19 | 198 | 10.4 | 29t | 3 |
| F. Gore | | 17 | 114 | 6.7 | 13 | 0 |
| K. Hunter | | 16 | 195 | 12.2 | 44 | 0 |
| J. Morgan | | 15 | 220 | 14.7 | 30t | 1 |
| B. Edwards | | 15 | 181 | 12.1 | 24 | 0 |
| B. Miller | | 11 | 83 | 7.5 | 30t | 1 |
| B. Swain | | 2 | 15 | 7.5 | 9 | 0 |
| J. Peelle | | 1 | 19 | 19.0 | 19 | 0 |
| I. Sopoaga | | 1 | 18 | 18.0 | 18 | 0 |
| J. Staley | | 1 | 17 | 17.0 | 17 | 0 |
| A. Dixon | | 1 | 6 | 6.0 | 6 | 0 |
| 49ers | 277 | 3,193 | 11.5 | 56t | 18 | |
| Opponents | 333 | 3,978 | 11.9 | 77 | 20 | |

| Interceptions | | No | Yds | Avg | Long | TD |
|------------------|-----------|------------|-------------|-----------|----------|----|
| C. Rogers | | 6 | 106 | 17.7 | 31t | 1 |
| D. Goldson | | 6 | 53 | 8.8 | 21 | 0 |
| T. Brown | | 4 | 15 | 3.8 | 11 | 0 |
| D. Whitner | | 2 | 48 | 24.0 | 48 | 0 |
| T. Brock | | 2 | 18 | 9.0 | 18 | 0 |
| C. Culliver | | 1 | 23 | 23.0 | 23 | 0 |
| R. Smith | | 1 | 11 | 11.0 | 11 | 0 |
| P. Willis | | 1 | 10 | 10.0 | 10 | 0 |
| 49ers | 23 | 284 | 12.3 | 48 | 1 | |
| Opponents | 5 | 51 | 10.2 | 30 | 0 | |

| Punting | | No | Yds | Avg | Net | TB | In | Lg | B |
|------------------|-----------|--------------|-------------|-------------|----------|-----------|-----------|----------|---|
| A. Lee | | 78 | 3,970 | 50.9 | 44.0 | 9 | 28 | 68 | 1 |
| 49ers | 78 | 3,970 | 50.3 | 44.0 | 9 | 28 | 68 | 1 | |
| Opponents | 87 | 3,911 | 45.0 | 37.1 | 7 | 21 | 77 | 0 | |

| Punt Returns | | Ret | FC | Yds | Avg | Long | TD |
|------------------|-----------|-----------|------------|-------------|------------|----------|----|
| T. Ginn Jr. | | 38 | 18 | 466 | 12.3 | 55t | 1 |
| R. Smith | | 4 | 1 | 37 | 9.3 | 14 | 0 |
| K. Williams | | 2 | 4 | 41 | 20.5 | 36 | 0 |
| 49ers | 44 | 23 | 544 | 12.4 | 55t | 1 | |
| Opponents | 39 | 17 | 315 | 8.1 | 24 | 0 | |

| Kickoff Returns | | No | Yds | Avg | Long | TD |
|------------------|-----------|--------------|-------------|-------------|----------|----|
| T. Ginn Jr. | | 29 | 800 | 27.6 | 102t | 1 |
| K. Hunter | | 6 | 156 | 26.0 | 43 | 0 |
| K. Williams | | 4 | 104 | 26.0 | 33 | 0 |
| 49ers | 39 | 1,060 | 27.2 | 102t | 1 | |
| Opponents | 46 | 1,061 | 23.1 | 39 | 0 | |

| Field Goals | | 1-19 | 20-29 | 30-39 | 40-49 | 50+ |
|------------------|------------|--------------|--------------|-------------|------------|------------|
| D. Akers | | 2/2 | 16/16 | 13/14 | 6/11 | 7/9 |
| 49ers | 2/2 | 16/16 | 13/14 | 6/11 | 7/9 | 7/9 |
| Opponents | 2/2 | 8/9 | 6/8 | 3/4 | 3/4 | 3/4 |

Akers: (27G, 24G, 31G, 18G) (55G) (23G, 53G) (44N, 37G, 45B) (37G, 27G) (55G, 31G, 37G) (29G, 26G) (52G, 34G, 45G, 20G) (36G, 52G, 39G, 28G) (46B, 49N, 22G, 43G, 30B, 29G) (45G, 52G) (36G, 19G, 28G, 34G) (46G, 22G, 50N, 27G, 22G) (22G, 38G) (52N, 53G, 29G, 44G, 39G) (48N, 36G, 42G)

Opponents: (39) (21N, 48G, 19G) (22G, 23G) (32G, 32G, 33G, 39N, 33N) (24G) (25G, 52N, 24G) (52G) (59G) (23G, 25G) (39G, 23G, 39G) () () (51G, 48N) (19G) (49G, 48G)

Fumbles Lost: F. Gore 2, A. Smith 2, V. Davis 1 **Total: 5**

Opponent Fumble Recoveries: N. Bowman 3, D. Whitner 3, P. Willis 2, D. Goldson 1, R. McDonald 1, Ald. Smith 1, J. Smith 1, I. Sopoaga 1, W. Tukuafu 1, D. Walker 1 **Total: 15**

| Passing | Att | Cmp | Yds | Cmp% | Yds/Att | TD | TD% | Int | Int% | Long | Sack/Lost | Rating |
|------------------|------------|------------|--------------|--------------|------------|-----------|-------------|-----------|-------------|------------|---------------|-------------|
| A. Smith | 445 | 273 | 3,144 | 61.3% | 7.1 | 17 | 3.8% | 5 | 1.1% | 56t | 44/263 | 90.7 |
| C. Kaepernick | 5 | 3 | 35 | 60.0% | 7.0 | 0 | 0.0% | 0 | 0.0% | 19 | 0/0 | 81.3 |
| D. Akers | 1 | 1 | 14 | 100.0% | 14.0 | 1 | 100.0% | 0 | 0.0% | 14t | 0/0 | 158.3 |
| 49ers | 451 | 277 | 3,193 | 61.4% | 7.1 | 18 | 4.0% | 5 | 1.1% | 56t | 44/263 | 91.5 |
| Opponents | 579 | 333 | 3,978 | 57.5% | 6.9 | 20 | 3.5% | 23 | 4.0% | 77 | 42/283 | 73.6 |

2011 DEFENSIVE & SPECIAL TEAMS STATISTICS

DEFENSIVE STATISTICS

| PLAYER | TACKLES | | | For Loss | Quarterback | | | | | | | |
|------------------|--------------|------------|------------|-----------|-------------|------------|------------|-----------|------------|-----------|-----------|--|
| | Total | Solo | Asst | | Sacks | Hits | Pres | INT | PD | FF | FR | |
| N. Bowman | 173 | 81 | 92 | 4 | 2.0 | 5 | 8 | 0 | 7 | 0 | 2 | |
| P. Willis | 121 | 60 | 61 | 4 | 2.0 | 6 | 8 | 1 | 12 | 4 | 2 | |
| J. Smith | 105 | 68 | 37 | 11 | 7.5 | 59 | 72 | 0 | 2 | 3 | 1 | |
| R. McDonald | 93 | 51 | 42 | 14.5 | 5.5 | 45 | 64 | 0 | 2 | 2 | 1 | |
| D. Whitner | 91 | 63 | 28 | 2 | 0.0 | 2 | 4 | 2 | 10 | 1 | 3 | |
| D. Goldson | 80 | 58 | 22 | 1 | 0.0 | 0 | 0 | 6 | 9 | 1 | 1 | |
| I. Sopoaga | 68 | 39 | 29 | 5 | 0.0 | 7 | 16 | 0 | 0 | 0 | 1 | |
| A. Brooks | 59 | 41 | 18 | 12 | 7.0 | 35 | 46 | 0 | 3 | 1 | 0 | |
| C. Rogers | 57 | 50 | 7 | 1 | 0.0 | 2 | 3 | 6 | 18 | 0 | 0 | |
| T. Brown | 46 | 34 | 12 | 1 | 0.0 | 0 | 0 | 4 | 15 | 0 | 0 | |
| A. Smith | 44 | 34 | 10 | 14 | 14.0 | 36 | 45 | 0 | 4 | 2 | 1 | |
| P. Haralson | 39 | 23 | 16 | 4 | 2.0 | 17 | 24 | 0 | 0 | 3 | 0 | |
| C. Culliver | 36 | 31 | 5 | 0 | 0.0 | 0 | 0 | 1 | 7 | 0 | 0 | |
| R. Jean Francois | 32 | 14 | 18 | 0.5 | 0.0 | 5 | 10 | 0 | 2 | 0 | 0 | |
| L. Grant | 30 | 20 | 10 | 4 | 2.0 | 2 | 3 | 0 | 5 | 1 | 0 | |
| R. Smith | 16 | 14 | 2 | 0 | 0.0 | 0 | 0 | 1 | 3 | 0 | 0 | |
| M. Williams | 15 | 6 | 9 | 0 | 0.0 | 0 | 0 | 0 | 0 | 0 | 0 | |
| S. Spencer | 7 | 6 | 1 | 0 | 0.0 | 0 | 0 | 0 | 1 | 0 | 0 | |
| T. Brock | 5 | 5 | 0 | 0 | 0.0 | 0 | 0 | 2 | 4 | 0 | 0 | |
| C. Spillman | 4 | 3 | 1 | 1 | 0.0 | 0 | 0 | 0 | 0 | 0 | 0 | |
| D. Dobbs | 3 | 1 | 2 | 1 | 0.0 | 0 | 2 | 0 | 0 | 0 | 0 | |
| W. Tukuafu | 2 | 0 | 2 | 0 | 0.0 | 0 | 0 | 0 | 0 | 0 | 1 | |
| I. Williams | 1 | 0 | 1 | 0 | 0.0 | 0 | 0 | 0 | 0 | 0 | 0 | |
| T. Gooden | 1 | 0 | 1 | 0 | 0.0 | 0 | 0 | 0 | 0 | 0 | 0 | |
| TOTALS | 1,128 | 702 | 426 | 80 | 42.0 | 221 | 305 | 23 | 104 | 18 | 13 | |

SACKS (42.0)

| | |
|--|--|
| Ald. Smith (14.0) - 1.5 at Phi., 2.0 vs. TB, 2.0 at Det., 1.0 vs. Cle., 1.0 vs. Arz., 2.0 vs. StL, 1.0 at Arz., 2.5 vs. Pit., 1.0 at Sea. | McDonald (5.5) - 1.0 vs. Sea., 1.0 vs. Dal., 0.5 at Phi., 0.5 at Det., 1.0 vs. StL, 0.5 vs. Pit., 1.0 at Sea. |
| J. Smith (7.5) - 2.0 vs. Sea., 1.0 vs. TB, 1.5 at Det., 1.0 at Was., 1.0 at Arz., 1.0 at StL | Bowman (2.0) - 1.0 at Sea., 1.0 at StL |
| Brooks (7.0) - 1.0 at Cin., 1.0 at Det., 2.0 vs. Cle., 1.0 at Was., 1.0 vs. Arz., 1.0 at StL | Grant (2.0) - 1.0 vs. StL, 1.0 at Sea. |
| | Haralson (2.0) - 2.0 vs. Sea. |
| | Willis (2.0) - 1.0 vs. Cle., 1.0 vs. NYG |

INTERCEPTIONS (23)

| | |
|---|--|
| Rogers (6) - 1-0 vs. Cin., 1-27 at Phi., 1-31t vs. TB, 2-17 vs. NYG, 1-31 vs. Pit. | Brock (2) - 1-0 vs. Sea., 1-18 vs. Dal. |
| Goldson (6) - 1-0 vs. Cle., 1-0 at Was., 1-2 vs. Arz., 1-13 vs. StL, 1-17 at Arz., 1-21 vs. Pit. | Whitner (2) - 1-0 vs. Dal., 1-48 vs. Arz. |
| Brown (4) - 1-(-1) at Arz., 1-0 vs. Pit., 2-16 at StL | Culliver (1) - 1-23 vs. TB |
| | R. Smith (1) - 1-11 vs. Cin. |
| | P. Willis (1) - 1-10 vs. Arz. |

TOUCHDOWNS (1)

| |
|---|
| Rogers (1) - 31-yd. interception return vs. TB |
|---|

SAFETIES (1)

| |
|--|
| Ald. Smith (1) - Sack of Lions QB Matthew Stafford in the endzone at Det. |
|--|

SINGLE-GAME BESTS

| |
|--|
| Tackles: 18 by Patrick Willis vs. TB |
| Tackles for Loss: 4 by Ray McDonald vs. Sea. |
| Sacks: 2.5 by Aldon Smith vs. Pit. |
| Passes Defensed: 4 by Larry Grant vs. Pit. |
| Interceptions: 2 - two times, last by Tarell Brown at StL |
| Foreced Fumbles: 2 by Parys Haralson vs. Sea. |
| Fumble Recoveries: 1 - 15 times, Last by Justin Smith vs. Pit. |
| Special Teams Tackles: 3 - two times, last by NaVorro Bowman vs. Cle. |

SPECIAL TEAMS

| PLAYER | Tot | Solo | Ast | KDs | FF | FR | BP | PTS |
|------------------|------------|-----------|-----------|-----------|----------|----------|-----------|---------------|
| B. Costanzo | 17 | 10 | 7 | 27 | 0 | 0 | 6 | 723 |
| C. Spillman | 19 | 9 | 10 | 11 | 0 | 0 | 7 | 699 |
| T. Gooden | 12 | 7 | 5 | 8 | 1 | 0 | 3 | 640 |
| D. Akers | 1 | 0 | 1 | 0 | 0 | 0 | 4 | 585 |
| A. Dixon | 7 | 4 | 3 | 6 | 0 | 0 | 3 | 570 |
| B. Miller | 7 | 1 | 6 | 4 | 0 | 0 | 3 | 487 |
| L. Grant | 10 | 5 | 5 | 3 | 0 | 0 | 1 | 475 |
| C. Jones | 8 | 5 | 3 | 5 | 0 | 0 | 7 | 452 |
| A. Lee | 0 | 0 | 0 | 0 | 0 | 0 | 0 | 450 |
| C. Culliver | 4 | 1 | 3 | 4 | 0 | 0 | 3 | 414 |
| T. Ginn Jr. | 0 | 0 | 0 | 0 | 0 | 0 | 22 | 352 |
| B. Jennings | 1 | 0 | 1 | 0 | 0 | 0 | 0 | 350 |
| R. Smith | 6 | 4 | 2 | 3 | 0 | 0 | 1 | 344 |
| T. Brock | 2 | 2 | 0 | 4 | 0 | 0 | 1 | 312 |
| M. Williams | 3 | 1 | 2 | 1 | 0 | 0 | 0 | 295 |
| N. Bowman | 9 | 5 | 4 | 0 | 0 | 1 | 3 | 236 |
| J. Peelle | 0 | 0 | 0 | 2 | 0 | 0 | 0 | 216 |
| D. Walker | 8 | 5 | 3 | 0 | 0 | 1 | 5 | 213 |
| C. Rachal | 0 | 0 | 0 | 1 | 0 | 0 | 0 | 212 |
| P. Haralson | 0 | 0 | 0 | 0 | 0 | 0 | 0 | 208 |
| A. Snyder | 0 | 0 | 0 | 0 | 0 | 0 | 0 | 197 |
| D. Goldson | 3 | 2 | 1 | 0 | 0 | 0 | 1 | 188 |
| A. Boone | 0 | 0 | 0 | 0 | 0 | 0 | 0 | 182 |
| M. Iupati | 0 | 0 | 0 | 0 | 0 | 0 | 0 | 182 |
| J. Goodwin | 0 | 0 | 0 | 0 | 0 | 0 | 0 | 179 |
| D. Dobbs | 0 | 0 | 0 | 7 | 0 | 0 | 0 | 179 |
| A. Davis | 0 | 0 | 0 | 0 | 0 | 0 | 0 | 176 |
| J. Staley | 0 | 0 | 0 | 0 | 0 | 0 | 0 | 167 |
| T. Brown | 0 | 0 | 0 | 0 | 0 | 0 | 0 | 166 |
| K. Hunter | 0 | 0 | 0 | 3 | 0 | 0 | 1 | 140 |
| R. Jean Francois | 0 | 0 | 0 | 0 | 0 | 0 | 0 | 136 |
| A. Brooks | 0 | 0 | 0 | 0 | 0 | 0 | 0 | 118 |
| R. McDonald | 0 | 0 | 0 | 0 | 0 | 0 | 0 | 118 |
| I. Sopoaga | 0 | 0 | 0 | 0 | 0 | 0 | 0 | 115 |
| A. Smith | 1 | 1 | 0 | 0 | 0 | 0 | 0 | 112 |
| P. Willis | 0 | 0 | 0 | 0 | 0 | 0 | 0 | 100 |
| J. Smith | 0 | 0 | 0 | 0 | 0 | 0 | 0 | 96 |
| S. Spencer | 0 | 0 | 0 | 2 | 0 | 0 | 0 | 81 |
| K. Williams | 0 | 0 | 0 | 0 | 0 | 0 | 2 | 36 |
| B. Swain | 0 | 0 | 0 | 0 | 0 | 0 | 0 | 35 |
| W. Tukuafu | 0 | 0 | 0 | 1 | 0 | 0 | 0 | 28 |
| M. Norris | 0 | 0 | 0 | 0 | 0 | 0 | 0 | 20 |
| M. Crabtree | 0 | 0 | 0 | 0 | 0 | 0 | 2 | 15 |
| V. Davis | 0 | 0 | 0 | 0 | 0 | 0 | 1 | 5 |
| D. Whitner | 0 | 0 | 0 | 0 | 0 | 0 | 0 | 2 |
| I. Williams | 0 | 0 | 0 | 0 | 0 | 0 | 0 | 2 |
| Totals | 118 | 62 | 56 | 92 | 1 | 2 | 76 | 11,008 |

Special Teams Key: Tot (total tackles), Solo (solo tackle), Ast (assisted tackle), KDs (knock down), FF (forced fumble), FR (fumble recovery), BP (big play), PTS (production points as graded by coaching staff)

TOUCHDOWNS (2)

| |
|--|
| Ginn Jr. (2) - 102-yd. KOR vs. Sea.; 55-yd. PR vs. Sea. |
|--|

2011 SAN FRANCISCO 49ERS POSTSEASON STATISTICS

| Date | W/L | Score | Opponent | Attendance | Rushing | No | Yds | Avg | Long | TD |
|------|-----|-------|-----------------|------------|----------|----|-----|------|------|----|
| 1/14 | W | 36-32 | New Orleans | 69,732 | F. Gore | 13 | 89 | 6.8 | 42 | 0 |
| 1/22 | | | New York Giants | | A. Smith | 1 | 28 | 28.0 | 28t | 1 |

Team Statistics

| | 49ers | Opponents |
|--------------------------|---------------|---------------|
| Total First Downs | 17 | 26 |
| Rushing | 6 | 2 |
| Passing | 11 | 23 |
| Penalty | 0 | 1 |
| 3rd Down: Made/Att | 4/15 | 5/14 |
| 3rd Down Pct. | 26.7% | 35.7% |
| 4th Down: Made/Att | 0/0 | 0/0 |
| 4th Down Pct. | 0.0 | 0.0 |
| Possession Avg. | 28:40 | 31:20 |
| Total Net Yards | 407 | 472 |
| Avg. Per Game | 407.0 | 472.0 |
| Total Plays | 68 | 80 |
| Avg. Per Play | 6.0 | 5.9 |
| Net Yards Rushing | 143 | 37 |
| Avg. Per Game | 143.0 | 37.0 |
| Total Rushes | 22 | 14 |
| Net Yards Passing | 264 | 435 |
| Avg. Per Game | 264.0 | 435.0 |
| Sacked/Yards Lost | 4/35 | 3/27 |
| Gross Yards | 299 | 462 |
| Attempts/Completions | 42/24 | 63/40 |
| Completion Pct. | 57.1% | 63.5% |
| Had Intercepted | 0 | 2 |
| Punts/Average | 8/49.5 | 5/45.4 |
| Net Punting Avg. | 43.4 | 39.6 |
| Penalties/Yards | 3/33 | 0/0 |
| Fumbles/Ball Lost | 3/1 | 3/3 |
| Touchdowns | 4 | 4 |
| Rushing | 1 | 0 |
| Passing | 3 | 4 |
| Returns | 0 | 0 |

Score By Periods

| | Q1 | Q2 | Q3 | Q4 | OT | Pts |
|-----------|----|----|----|----|----|-----|
| 49ers | 14 | 3 | 3 | 16 | 0 | 36 |
| Opponents | 0 | 14 | 0 | 18 | 0 | 32 |

Scoring

| | TD | Ru | Pa | Rt | PAT | FG | 2Pt | Pts |
|------------------|----------|----------|----------|----------|------------|------------|----------|-----------|
| D. Akers | 0 | 0 | 0 | 0 | 3/3 | 3/3 | 0 | 12 |
| V. Davis | 2 | 0 | 2 | 0 | 0/0 | 0/0 | 0 | 12 |
| M. Crabtree | 1 | 0 | 1 | 0 | 0/0 | 0/0 | 0 | 6 |
| A. Smith | 1 | 1 | 0 | 0 | 0/0 | 0/0 | 0 | 6 |
| 49ers | 4 | 1 | 3 | 0 | 3/3 | 3/3 | 0 | 36 |
| Opponents | 4 | 0 | 4 | 0 | 3/3 | 1/1 | 1 | 32 |

Sacks:

49ers: A. Brooks 1.0, Ald. Smith 1.0, J. Smith 1.0 Total 3.0, Opponents: 4.0

2-Pt. Conversions: 49ers 0/1, Opponents 1/1

| Passing | Att | Cmp | Yds | Cmp% | Yds/Att | TD | TD% | Int | Int% | Long | Sack/Lost | Rating |
|------------------|-----------|-----------|------------|--------------|------------|----------|-------------|----------|-------------|------------|-------------|--------------|
| A. Smith | 42 | 24 | 299 | 57.1% | 7.1 | 3 | 7.1% | 0 | 0.0% | 49t | 4/35 | 103.2 |
| 49ers | 42 | 24 | 299 | 57.1% | 7.1 | 3 | 7.1% | 0 | 0.0% | 49t | 4/35 | 103.2 |
| Opponents | 63 | 40 | 462 | 63.5% | 7.3 | 4 | 6.3% | 2 | 3.2% | 66t | 3/27 | 93.5 |

| Rushing | No | Yds | Avg | Long | TD |
|------------------|-----------|------------|------------|-----------|----------|
| F. Gore | 13 | 89 | 6.8 | 42 | 0 |
| A. Smith | 1 | 28 | 28.0 | 28t | 1 |
| K. Hunter | 6 | 23 | 3.8 | 11 | 0 |
| T. Ginn Jr. | 1 | 3 | 3.0 | 3 | 0 |
| A. Dixon | 1 | 0 | 0.0 | 0 | 0 |
| 49ers | 22 | 143 | 6.5 | 42 | 1 |
| Opponents | 14 | 37 | 2.6 | 7 | 0 |

| Receiving | No | Yds | Avg | Long | TD |
|------------------|-----------|------------|-------------|------------|----------|
| V. Davis | 7 | 180 | 25.7 | 49t | 2 |
| F. Gore | 7 | 38 | 5.4 | 11 | 0 |
| M. Crabtree | 4 | 25 | 6.3 | 9 | 1 |
| K. Williams | 2 | 12 | 6.0 | 6 | 0 |
| B. Miller | 1 | 16 | 16.0 | 16 | 0 |
| K. Hunter | 1 | 13 | 13.0 | 13 | 0 |
| T. Ginn Jr. | 1 | 11 | 11.0 | 11 | 0 |
| J. Peelle | 1 | 4 | 4.0 | 4 | 0 |
| 49ers | 24 | 299 | 12.5 | 49t | 3 |
| Opponents | 40 | 462 | 11.6 | 66t | 4 |

| Interceptions | No | Yds | Avg | Long | TD |
|------------------|----------|-----------|-------------|-----------|----------|
| D. Goldson | 1 | 41 | 41.0 | 41 | 0 |
| T. Brown | 1 | 0 | 0.0 | 0 | 0 |
| 49ers | 2 | 41 | 20.5 | 41 | 0 |
| Opponents | 0 | 0 | 0.0 | 0 | 0 |

| Punting | No | Yds | Avg | Net | TB | In | Lg | B |
|------------------|----------|------------|-------------|-------------|----------|----------|-----------|----------|
| A. Lee | 8 | 396 | 49.5 | 43.4 | 1 | 4 | 63 | 0 |
| 49ers | 8 | 396 | 49.5 | 43.4 | 1 | 4 | 63 | 0 |
| Opponents | 5 | 227 | 45.4 | 39.6 | 0 | 2 | 60 | 0 |

| Punt Returns | Ret | FC | Yds | Avg | Long | TD |
|------------------|----------|----------|-----------|------------|-----------|----------|
| T. Ginn Jr. | 2 | 1 | 23 | 11.5 | 16 | 0 |
| K. Williams | 1 | 0 | 6 | 6.0 | 6 | 0 |
| 49ers | 3 | 1 | 29 | 9.7 | 16 | 0 |
| Opponents | 3 | 1 | 29 | 9.7 | 13 | 0 |

| Kickoff Returns | No | Yds | Avg | Long | TD |
|------------------|----------|-----------|-------------|-----------|----------|
| K. Hunter | 1 | 25 | 25.0 | 25 | 0 |
| K. Williams | 1 | 20 | 20.0 | 20 | 0 |
| 49ers | 2 | 45 | 22.5 | 25 | 0 |
| Opponents | 5 | 59 | 11.8 | 22 | 0 |

| Field Goals | 1-19 | 20-29 | 30-39 | 40-49 | 50+ |
|------------------|------------|------------|------------|------------|------------|
| D. Akers | 0/0 | 1/1 | 1/1 | 1/1 | 0/0 |
| 49ers | 0/0 | 1/1 | 1/1 | 1/1 | 0/0 |
| Opponents | 0/0 | 0/0 | 0/0 | 1/1 | 0/0 |

Akers: (25G, 41G, 37G)

Opponents: (48G)

Fumbles Lost: A. Smith 1 Total: 1

Opponent Fumble Recoveries: B. Costanzo 1, C. Jones 1, P. Willis 1 Total: 3

2011 POSTSEASON GAME-BY-GAME TEAM STATISTICS

OFFENSE

| | NO | NYG | Totals |
|--------------------|----|-----|--------|
| First Downs | | | |
| Total | 17 | | 17 |
| Rushing | 6 | | 6 |
| Passing | 11 | | 11 |
| Penalty | 0 | | 0 |

3rd Down

| | | | |
|-------------|------|--|------|
| Conversions | 4 | | 4 |
| Attempts | 15 | | 15 |
| Percentage | 26.7 | | 26.7 |

4th Down

| | | | |
|-------------|---|--|---|
| Conversions | 0 | | 0 |
| Attempts | 0 | | 0 |

Time of Possession

| | | | |
|-------|-------|--|-------|
| 49ers | 28:40 | | 28:40 |
|-------|-------|--|-------|

Total Net Yards

| | | | |
|---------|-----|--|-----|
| Plays | 68 | | 68 |
| Yards | 407 | | 407 |
| Average | 6.0 | | 6.0 |

Rushing

| | | | |
|----------|-----|--|-----|
| Attempts | 22 | | 22 |
| Yards | 143 | | 143 |
| Average | 6.5 | | 6.5 |

Passing

| | | | |
|---------------|------|--|------|
| Net | 264 | | 264 |
| Sacks | 4 | | 4 |
| Yards | 35 | | 35 |
| Gross | 299 | | 299 |
| Attempts | 42 | | 42 |
| Completions | 24 | | 24 |
| Percentage | 57.1 | | 57.1 |
| Interceptions | 0 | | 0 |

Punting

| | | | |
|---------|------|--|------|
| Number | 8 | | 8 |
| Average | 49.5 | | 49.5 |
| Net | 43.4 | | 43.4 |

Penalties

| | | | |
|--------|----|--|----|
| Number | 3 | | 3 |
| Yards | 33 | | 33 |

Fumbles

| | | | |
|--------|---|--|---|
| Number | 3 | | 3 |
| Lost | 1 | | 1 |

Red Zone

| | | | |
|-------------|---|--|---|
| Number | 4 | | 4 |
| Touchdowns | 2 | | 2 |
| Field Goals | 2 | | 2 |

Touchdowns

| | | | |
|---------|---|--|---|
| Rushing | 1 | | 1 |
| Passing | 3 | | 3 |
| Returns | 0 | | 0 |

DEFENSE

| | NO | NYG | Totals |
|--------------------|----|-----|--------|
| First Downs | | | |
| Total | 26 | | 26 |
| Rushing | 2 | | 2 |
| Passing | 23 | | 23 |
| Penalty | 1 | | 1 |

3rd Down

| | | | |
|-------------|------|--|------|
| Conversions | 5 | | 5 |
| Attempts | 14 | | 14 |
| Percentage | 35.7 | | 35.7 |

4th Down

| | | | |
|-------------|---|--|---|
| Conversions | 0 | | 0 |
| Attempts | 0 | | 0 |

Time of Possession

| | | | |
|-----------|-------|--|-------|
| Opponents | 31:20 | | 31:20 |
|-----------|-------|--|-------|

Total Net Yards

| | | | |
|---------|-----|--|-----|
| Plays | 80 | | 80 |
| Yards | 472 | | 472 |
| Average | 5.9 | | 5.9 |

Rushing

| | | | |
|----------|-----|--|-----|
| Attempts | 14 | | 14 |
| Yards | 37 | | 37 |
| Average | 2.6 | | 2.6 |

Passing

| | | | |
|---------------|------|--|------|
| Net | 435 | | 435 |
| Sacks | 3 | | 3 |
| Yards | 27 | | 27 |
| Gross | 462 | | 462 |
| Attempts | 63 | | 63 |
| Completions | 40 | | 40 |
| Percentage | 63.5 | | 63.5 |
| Interceptions | 2 | | 2 |

Punting

| | | | |
|---------|------|--|------|
| Number | 5 | | 5 |
| Average | 45.4 | | 45.4 |
| Net | 39.6 | | 39.6 |

Penalties

| | | | |
|--------|---|--|---|
| Number | 0 | | 0 |
| Yards | 0 | | 0 |

Fumbles

| | | | |
|--------|---|--|---|
| Number | 3 | | 3 |
| Lost | 3 | | 3 |

Red Zone

| | | | |
|-------------|---|--|---|
| Number | 2 | | 2 |
| Touchdowns | 1 | | 1 |
| Field Goals | 0 | | 0 |

Touchdowns

| | | | |
|---------|---|--|---|
| Rushing | 0 | | 0 |
| Passing | 4 | | 4 |
| Returns | 0 | | 0 |

2011 TEAM HIGHS & LOWS

SAN FRANCISCO 49ERS

| | Bests/High | Opponent | Date | Worsts/Lows | Opponent | Date |
|----------------------------|------------|------------------------|----------|-------------|------------------------|----------|
| First Downs | 28 | vs. Tampa Bay | 10/9/11 | 12 | 3 times, Last at Arz. | 12/11/11 |
| Third-Down % | 8-16-50% | vs. Dallas | 9/18/11 | 1-12-8% | vs. Seattle | 9/11/11 |
| Total Net Yards | 442 | at Philadelphia | 10/2/11 | 170 | at Baltimore | 11/24/11 |
| Offensive Plays | 87 | vs. Arizona | 11/20/11 | 52 | 2 times, Last vs. NYG | 11/13/11 |
| Avg. Per Play | 7.2 | 2 times, Last vs. TB | 10/9/11 | 3.1 | at Baltimore | 11/24/11 |
| Rushing Yards | 213 | vs. Tampa Bay | 10/9/11 | 50 | at Cincinnati | 9/25/11 |
| Rushes | 49 | vs. Arizona | 11/20/11 | 20 | vs. New York Giants | 11/13/11 |
| Rushing Avg. | 7.0 | at Detroit | 10/16/11 | 1.7 | at Cincinnati | 9/25/11 |
| Net Passing Yards | 278 | at Philadelphia | 10/2/11 | 96 | at Baltimore | 11/24/11 |
| Completions | 24 | vs. <i>New Orleans</i> | 1/14/12 | 14 | 2 times, Last at Sea. | 12/24/11 |
| | 22 | at St. Louis | 1/1/12 | | | |
| Attempts | 42 | vs. <i>New Orleans</i> | 1/14/12 | 20 | vs. Seattle | 9/11/11 |
| | 38 | vs. Arizona | 11/20/11 | | | |
| Completions % | 75.0% | vs. Seattle | 9/11/11 | 48.6% | at Arizona | 12/11/11 |
| Avg. Gain Per Passing Play | 9.3 | vs. Tampa Bay | 10/9/11 | 2.9 | at Baltimore | 11/24/11 |
| Interceptions Thrown | 0 | vs. <i>New Orleans</i> | 1/14/12 | 1 | 5 times, Last at Bal. | 11/24/11 |
| | 0 | 11 times, Last at StL | 1/1/12 | | | |
| Fumbles Lost | 0 | 11 times, Last at StL | 1/1/12 | 1 | vs. <i>New Orleans</i> | 1/14/12 |
| | | | | 1 | 5 times, Last at Was. | 11/6/11 |
| Turnovers | 0 | 7 times, Last at StL | 1/1/12 | 2 | at Detroit | 10/16/11 |
| Penalties | 3 | vs. <i>New Orleans</i> | 1/14/12 | 15 | at Detroit | 10/16/11 |
| | 3 | vs. Tampa Bay | 10/9/11 | | | |
| Penalty Yards | 25 | vs. Dallas | 9/18/11 | 120 | at Detroit | 10/16/11 |
| Gross Punting Avg. | 59.6 | vs. Seattle | 9/11/11 | 36.0 | at Seattle | 12/24/11 |
| Net Punting Avg. | 54.2 | vs. Seattle | 9/11/11 | 28.0 | at Seattle | 12/24/11 |
| Time of Poss. | 44:16 | vs. Arizona | 11/20/11 | 25:23 | vs. New York Giants | 11/13/11 |

OPPONENTS

| | Worsts/Lows | Opponent | Date | Bests/Highs | Opponent | Date |
|----------------------------|-------------|------------------------|----------|-------------|------------------------|----------|
| First Downs | 10 | vs. St. Louis | 12/4/11 | 26 | vs. <i>New Orleans</i> | 1/14/12 |
| | | | | 23 | at Philadelphia | 10/2/11 |
| Third-Down % | 1-10-10% | at Cincinnati | 9/25/11 | 8-14-57% | vs. Pittsburgh | 12/19/11 |
| Total Net Yards | 157 | vs. St. Louis | 12/4/11 | 513 | at Philadelphia | 10/2/11 |
| Offensive Plays | 48 | vs. Arizona | 11/20/11 | 80 | vs. <i>New Orleans</i> | 1/14/12 |
| | | | | 73 | at Detroit | 10/16/11 |
| Avg. Per Play | 3.2 | vs. St. Louis | 12/4/11 | 7.5 | at Philadelphia | 10/2/11 |
| Rushing Yards | 31 | vs. St. Louis | 12/4/11 | 124 | at Seattle | 12/24/11 |
| Rushes | 11 | vs. Arizona | 11/20/11 | 35 | at Baltimore | 11/24/11 |
| Rushing Avg. | 1.3 | vs. St. Louis | 12/4/11 | 7.3 | vs. Arizona | 11/20/11 |
| Net Passing Yards | 126 | vs. St. Louis | 12/4/11 | 435 | vs. <i>New Orleans</i> | 1/14/12 |
| | | | | 427 | vs. Dallas | 9/18/11 |
| Completions | 12 | vs. St. Louis | 12/4/11 | 40 | vs. <i>New Orleans</i> | 1/14/12 |
| | | | | 30 | 2 times, Last at Was. | 11/6/11 |
| Attempts | 22 | vs. St. Louis | 12/4/11 | 50 | at Detroit | 10/16/11 |
| Completions % | 40.0% | vs. Arizona | 11/20/11 | 69.0% | at Arizona | 12/11/11 |
| Avg. Gain Per Passing Play | 3.7 | vs. Seattle | 9/11/11 | 9.7 | vs. Seattle | 9/11/11 |
| Interceptions Thrown | 3 | 2 times, Last vs. Pit. | 12/19/11 | 0 | 3 times, Last at Sea. | 12/24/11 |
| Fumbles Lost | 3 | vs. <i>New Orleans</i> | 1/14/12 | 0 | 4 times, Last at StL | 1/1/12 |
| | 2 | 4 times, Last at Arz. | 11/20/11 | | | |
| Turnovers | 3 | vs. <i>New Orleans</i> | 1/14/12 | 0 | 2 times, Last at Bal. | 11/24/11 |
| | 5 | vs. Arizona | 11/20/11 | | | |
| Penalties | 11 | vs. Seattle | 9/11/11 | 0 | vs. <i>New Orleans</i> | 1/14/12 |
| | | | | 3 | 2 times, Last at Bal. | 11/24/11 |
| Penalty Yards | 96 | vs. Tampa Bay | 10/9/11 | 0 | vs. <i>New Orleans</i> | 1/14/12 |
| | | | | 20 | at Baltimore | 11/24/11 |
| Gross Punting Avg. | 38.5 | 2 times, Last vs. Pit. | 12/19/11 | 50.7 | at St. Louis | 1/1/12 |
| Net Punting Avg. | 30.4 | at Arizona | 12/11/11 | 46.5 | at Philadelphia | 10/2/11 |
| Time of Poss. | 15:44 | vs. Arizona | 11/20/11 | 34:37 | vs. New York Giants | 11/13/11 |

2011 SAN FRANCISCO 49ERS BIG PLAYS

Rushes of 10-yards or more; Pass completions of 20-yards or more; Returns of 30-yards or more

9/11/11 VS. SEATTLE

49ERS

| Run | Pass | Ret. | Description |
|-----|------|------|-----------------------------|
| | | 31 | Ted Ginn Jr. punt return |
| 12 | | | Frank Gore run |
| | 27 | | Alex Smith to Vernon Davis |
| 11 | | | Alex Smith run |
| | 26 | | Alex Smith to Joshua Morgan |
| 16 | | | Frank Gore run |
| | | 102t | Ted Ginn Jr. kickoff return |
| | | 55t | Ted Ginn Jr. punt return |

SEAHAWKS

| Run | Pass | Ret. | Description |
|-----|------|------|----------------------------------|
| 12 | | | Marshawn Lynch run |
| 13 | | | Ben Obomanu run |
| 10 | | | Frank Gore run |
| | 55t | | Tarvaris Jackson to Doug Baldwin |

9/18/11 VS. DALLAS

49ERS

| Run | Pass | Ret. | Description |
|-----|------|------|-------------------------------|
| | 21 | | Alex Smith to Braylon Edwards |
| | | 43 | Kendall Hunter kickoff return |
| | 29t | | Alex Smith to Delanie Walker |
| 12 | | | Alex Smith run |

COWBOYS

| Run | Pass | Ret. | Description |
|-----|------|------|-----------------------------|
| | 25 | | Tony Romo to Jason Witten |
| | 53t | | Tony Romo to Miles Austin |
| | 33 | | Tony Romo to Kevin Ogletree |
| | 20 | | Tony Romo to Jason Witten |
| | 25 | | Tony Romo to Miles Austin |
| | 25t | | Tony Romo to Miles Austin |
| | 77 | | Tony Romo to Jesse Holley |

9/25/11 AT CINCINNATI

49ERS

| Run | Pass | Ret. | Description |
|-----|------|------|----------------------------|
| | 22 | | Alex Smith to Vernon Davis |
| 12 | | | Frank Gore run |
| | 39 | | Alex Smith to Vernon Davis |
| 11 | | | Kendall Hunter run |
| | 20 | | Alex Smith to Vernon Davis |

BENGALS

| Run | Pass | Ret. | Description |
|-----|------|------|-------------------|
| 10 | | | Cedric Benson run |

10/2/11 AT PHILADELPHIA

49ERS

| Run | Pass | Ret. | Description |
|-----|------|------|--------------------------------|
| 40 | | | Frank Gore run |
| | 26 | | Alex Smith to Vernon Davis |
| 10 | | | Frank Gore run |
| | 30 | | Ted Ginn Jr. kickoff return |
| | 26 | | Alex Smith to Joshua Morgan |
| | 44 | | Alex Smith to Kendall Hunter |
| | 38 | | Alex Smith to Michael Crabtree |
| 25 | | | Frank Gore run |
| 14 | | | Kendall Hunter run |
| 12 | | | Frank Gore run |

EAGLES

| Run | Pass | Ret. | Description |
|-----|------|------|--------------------------------|
| 15 | | | Ronnie Brown run |
| | 45 | | Michael Vick to DeSean Jackson |
| 14 | | | Michael Vick run |
| 24 | | | Michael Vick run |
| | 27 | | Michael Vick to Clay Harbor |
| 11 | | | Michael Vick run |
| | 29 | | Michael Vick to DeSean Jackson |
| | 61 | | Michael Vick to DeSean Jackson |
| | 20 | | Michael Vick to Jason Avant |

2011 SAN FRANCISCO 49ERS BIG PLAYS

Rushes of 10-yards or more; Pass completions of 20-yards or more; Returns of 30-yards or more

10/9/11 VS. TAMPA BAY

49ERS

| Run | Pass | Ret. | Description |
|-----|------|------|--------------------------------|
| | 26t | | Alex Smith to Delanie Walker |
| | 21 | | Alex Smith to Michael Crabtree |
| 24 | | | Ted Ginn Jr. run |
| | | 31t | Carlos Rogers INT return |
| 13 | | | Frank Gore run |
| 21 | | | Frank Gore run |
| 14 | | | Frank Gore run |
| | 24 | | Alex Smith to Joshua Morgan |
| | 23t | | Alex Smith to Vernon Davis |
| 19 | | | Frank Gore run |
| 18 | | | Frank Gore run |
| 14 | | | Kendall Hunter run |
| 44 | | | Kendall Hunter run |

BUCCANEERS

| Run | Pass | Ret. | Description |
|-----|------|------|-----------------------------------|
| | 33 | | Josh Freeman to Arrelious Benn |
| | 29 | | Josh Freeman to LeGarrette Blount |
| | | 39 | Preston Parker kickoff return |

10/16/11 AT DETROIT

49ERS

| Run | Pass | Ret. | Description |
|-----|------|------|--------------------------------|
| 14 | | | Frank Gore run |
| 47 | | | Frank Gore run |
| | | 31 | Ted Ginn Jr. kickoff return |
| 55 | | | Frank Gore run |
| | 27 | | Alex Smith to Michael Crabtree |
| 12 | | | Ted Ginn Jr. run |
| | | 40 | Ted Ginn Jr. punt return |

LIONS

| Run | Pass | Ret. | Description |
|-----|------|------|------------------------------------|
| 13 | | | Jahvid Best run |
| | 21 | | Matthew Stafford to Jahvid Best |
| | 32 | | Matthew Stafford to Jahvid Best |
| | 23 | | Matthew Stafford to Calvin Johnson |
| 11 | | | Maurice Morris run |
| | 41 | | Matthew Stafford to Calvin Johnson |

10/30/11 VS. CLEVELAND

49ERS

| Run | Pass | Ret. | Description |
|-----|------|------|--------------------------------|
| 24 | | | Frank Gore run |
| 26 | | | Kendall Hunter run |
| 26 | | | Frank Gore run |
| 14 | | | Frank Gore run |
| | 41 | | Alex Smith to Michael Crabtree |

BROWNS

| Run | Pass | Ret. | Description |
|-----|------|------|-------------------------------|
| | | 31 | Josh Cribbs kickoff return |
| | 20 | | Colt McCoy to Alex Smith |
| | 29 | | Colt McCoy to Benjamin Watson |
| | 45t | | Colt McCoy to Joshua Cribbs |

10/30/11 VS. WASHINGTON

49ERS

| Run | Pass | Ret. | Description |
|-----|------|------|--------------------------------|
| 12 | | | Frank Gore run |
| | 21 | | Alex Smith to Michael Crabtree |
| 13 | | | Frank Gore run |
| 27 | | | Frank Gore run |
| | 30t | | Alex Smith to Bruce Miller |
| 13 | | | Frank Gore run |
| | 21 | | Alex Smith to Vernon Davis |
| 24 | | | Alex Smith to Braylon Edwards |

REDSKINS

| Run | Pass | Ret. | Description |
|-----|------|------|------------------------------|
| 16 | | | Roy Helu run |
| 11 | | | Roy Helu run |
| | | 34 | Brandon Banks kickoff return |
| | 17 | | John Beck to Roy Helu |
| | 15 | | John Beck to Roy Helu |
| | 16 | | John Beck to Fred Davis |

2011 SAN FRANCISCO 49ERS BIG PLAYS

Rushes of 10-yards or more; Pass completions of 20-yards or more; Returns of 30-yards or more

11/13/11 VS. NEW YORK GIANTS

49ERS

| Run | Pass | Ret. | Description |
|-----|------|------|--------------------------------|
| | 21 | | Alex Smith to Braylon Edwards |
| | 21 | | Alex Smith to Michael Crabtree |
| 12 | | | Alex Smith run |
| 14 | | | Alex Smith run |
| 11 | | | Kendall Hunter run |
| | | 31 | Ted Ginn Jr. kickoff return |
| | 31t | | Alex Smith to Vernon Davis |
| 17t | | | Kendall Hunter run |

GIANTS

| Run | Pass | Ret. | Description |
|-----|------|------|-----------------------------|
| | 21 | | Eli Manning to Victor Cruz |
| | | 37 | Da'Rel Scott kickoff return |
| | 36 | | Eli Manning to Victor Cruz |
| 15 | | | Brandon Jacobs run |
| | 32t | | Eli Manning to Hakeem Nicks |

11/20/11 VS. ARIZONA

49ERS

| Run | Pass | Ret. | Description |
|-----|------|------|--------------------------------|
| | 38 | | Alex Smith to Michael Crabtree |
| | 27 | | Alex Smith to Vernon Davis |
| 14 | | | Frank Gore run |
| 12 | | | Frank Gore run |
| | 29 | | Alex Smith to Michael Crabtree |
| 11 | | | Alex Smith run |

CARDINALS

| Run | Pass | Ret. | Description |
|-----|------|------|------------------------------------|
| | 45 | | John Skelton to Andre Roberts |
| 34 | | | Chester Taylor run |
| | 23t | | Richard Bartel to Larry Fitzgerald |

11/24/11 AT BALTIMORE

49ERS

| Run | Pass | Ret. | Description |
|-----|------|------|-----------------------------|
| | 20 | | Alex Smith to Vernon Davis |
| | | 36 | Ted Ginn Jr. kickoff return |

RAVENS

| Run | Pass | Ret. | Description |
|-----|------|------|-----------------------------|
| | 22 | | Joe Flacco to Anquan Boldin |
| 10 | | | Ray Rice run |
| 12 | | | Ricky Williams run |

12/4/11 VS. ST. LOUIS

49ERS

| Run | Pass | Ret. | Description |
|-----|------|------|--------------------------------|
| | | 31 | Ted Ginn Jr. kickoff return |
| 20 | | | Frank Gore run |
| 16 | | | Ted Ginn Jr. run |
| 14 | | | Delanie Walker run |
| | 52t | | Alex Smith to Michael Crabtree |
| | 26 | | Alex Smith to Ted Ginn Jr. |
| 25 | | | Kyle Williams run |
| | 56t | | Alex Smith to Kyle Williams |

RAMS

| Run | Pass | Ret. | Description |
|-----|------|------|------------------------------|
| | 34 | | A.J. Feeley to Brandon Lloyd |

12/11/11 AT ARIZONA

49ERS

| Run | Pass | Ret. | Description |
|-----|------|------|-----------------------------|
| 20 | | | Frank Gore run |
| | | 52 | Ted Ginn Jr. punt return |
| | 32 | | Alex Smith to Vernon Davis |
| 37t | | | Frank Gore run |
| | | 33 | Ted Ginn Jr. kickoff return |

CARDINALS

| Run | Pass | Ret. | Description |
|-----|------|------|----------------------------------|
| | 34 | | A.J. Feeley to Brandon Lloyd |
| 10 | | | John Skelton run |
| | 60t | | John Skelton to Early Doucet |
| | 46t | | John Skelton to Larry Fitzgerald |
| 14 | | | John Skelton run |
| | 53 | | John Skelton to Larry Fitzgerald |

2011 SAN FRANCISCO 49ERS BIG PLAYS

Rushes of 10-yards or more; Pass completions of 20-yards or more; Returns of 30-yards or more

12/19/11 VS. PITTSBURGH

49ERS

| Run | Pass | Ret. | Description |
|-----|------|------|------------------------------|
| | | 31 | Carlos Rogers INT return |
| 13 | | | Frank Gore run |
| 14 | | | Alex Smith run |
| | 31 | | Alex Smith to Vernon Davis |
| | 27 | | Alex Smith to Kendall Hunter |
| | 21 | | Alex Smith to Vernon Davis |
| 12 | | | Frank Gore run |

STEELERS

| Run | Pass | Ret. | Description |
|-----|------|------|---|
| | | 36 | Antonio Brown kickoff return |
| | 36 | | Ben Roethlisberger to Mike Wallace |
| 21 | | | Mewelde Moore run |
| | 24 | | Ben Roethlisberger to Antonio Brown |
| 11 | | | Rashard Mendenhall run |
| | 39 | | Ben Roethlisberger to Heath Miller |
| 11 | | | Rashard Mendenhall run |
| 10 | | | Rashard Mendenhall run |
| | 36 | | Ben Roethlisberger to Jerricho Cotchery |
| | 20 | | Ben Roethlisberger to Jerricho Cotchery |
| | 21 | | Ben Roethlisberger to Jerricho Cotchery |
| | 24 | | Ben Roethlisberger to Heath Miller |

12/24/11 AT SEATTLE

49ERS

| Run | Pass | Ret. | Description |
|-----|------|------|--------------------------------|
| 14 | | | Frank Gore run |
| 10 | | | Kendall Hunter run |
| 24 | | | Kendall Hunter run |
| | | 33 | Kyle Williams kickoff return |
| | 27 | | Alex Smith to Michael Crabtree |
| 10 | | | Alex Smith run |
| | | 36 | Kyle Williams punt return |
| 12 | | | Alex Smith run |
| 11 | | | Frank Gore run |
| 15 | | | Kendall Hunter run |
| | 41 | | Alex Smith to Michael Crabtree |

SEAHAWKS

| Run | Pass | Ret. | Description |
|-----|------|------|--------------------------------------|
| | 44 | | Tarvaris Jackson to Ricardo Lockette |
| 18 | | | Marshawn Lynch run |
| 15 | | | Marshawn Lynch run |
| 10 | | | Marshawn Lynch run |
| | 20 | | Tarvaris Jackson to Marshawn Lynch |

1/1/12 AT ST. LOUIS

49ERS

| Run | Pass | Ret. | Description |
|-----|------|------|--------------------------------|
| | 28t | | Alex Smith to Michael Crabtree |
| | 44 | | Alex Smith to Vernon Davis |
| 13 | | | Kendall Hunter run |
| 13 | | | Kendall Hunter run |
| | 34 | | Alex Smith to Vernon Davis |

RAMS

| Run | Pass | Ret. | Description |
|-----|------|------|-----------------------------------|
| | 24 | | Kellen Clemens to Brandon Lloyd |
| 10 | | | Steven Jackson run |
| 18t | | | Kellen Clemens run |
| 27 | | | Steven Jackson run |
| | 22 | | Kellen Clemens to Lance Kendricks |
| | 23 | | Kellen Clemens to Brandon Lloyd |
| | | 32 | Jerious Norwood kickoff return |
| | | 35 | Jerious Norwood kickoff return |
| | 36t | | Kellen Clemens to Brandon Lloyd |
| | 21 | | Kellen Clemens to Brandon Gibson |

2011 SAN FRANCISCO 49ERS BIG PLAYS

Rushes of 10-yards or more; Pass completions of 20-yards or more; Returns of 30-yards or more

1/14/12 VS. NEW ORLEANS (NFC-D)

49ERS

| Run | Pass | Ret. | Description |
|-----|------|------|----------------------------|
| 15 | | | Frank Gore run |
| | 49t | | Alex Smith to Vernon Davis |
| | | 41 | Dashon Goldson INT return |
| 11 | | | Kendall Hunter run |
| | 20 | | Alex Smith to Vernon Davis |
| 42 | | | Frank Gore run |
| | 37 | | Alex Smith to Vernon Davis |
| 28t | | | Alex Smith run |
| | 47 | | Alex Smith to Vernon Davis |

STEELERS

| Run | Pass | Ret. | Description |
|-----|------|------|-------------------------------|
| | 20 | | Drew Brees to Marques Colston |
| | 25t | | Drew Brees to Marques Colston |
| | 31 | | Drew Brees to Marques Colston |
| | 44t | | Drew Brees to Darren Sproles |
| | 66t | | Drew Brees to Jimmy Graham |

2011 SAN FRANCISCO 49ERS TURNOVER BREAKDOWN

TAKEAWAYS

| Date | Opponent | Turnover | Starting L.O.S | Point of Turnover | Resulting L.O.S. | Qtr. | Result (pts) |
|-------|----------|------------------------------------|----------------|-------------------|------------------|------|-----------------------|
| 9/11 | Sea. | W. Tukuafu FR (P. Haralson FF) | SEA 27 | SEA 21 | SEA 9 | 2 | Field Goal (3) |
| | | T. Brock INT (T. Jackson) | SEA 49 | SF 6 | SF 6 | 2 | Halftime (0) |
| | | P. Willis FR (P. Haralson FF) | SF 38 | SF 48 | SEA 44 | 4 | End of game (0) |
| 9/18 | Dal. | D. Whitner INT (J. Kitna) | SF 28 | Endzone | SF 20 | 3 | Interception (0) |
| | | T. Brock INT (J. Kitna) | DAL 34 | DAL 47 | DAL 29 | 3 | Touchdown (7) |
| 9/25 | at Cin. | C. Rogers INT (A. Dalton) | CIN 20 | CIN 32 | CIN 32 | 4 | Field Goal (3) |
| | | R. Smith INT (A. Dalton) | SF 36 | SF 14 | SF 25 | 4 | Safety (0) |
| | | D. Walker FR (ST) | CIN 29 | CIN 33 | CIN 33 | 4 | End of Game |
| 10/2 | at Phi. | C. Rogers INT (M. Vick) | PHI 48 | SF 14 | SF 41 | 1 | Punt (0) |
| | | N. Bowman FR | SF 1 | SF 4 | SF 4 | 2 | Punt (0) |
| | | D. Goldson FR (J. Smith FF) | SF 49 | SF 32 | SF 31 | 4 | End of Game (0) |
| 10/9 | vs. TB | C. Rogers INT (J. Freeman) | TB 13 | TB 31 | TD | 2 | Touchdown (7) |
| | | C. Culliver INT (J. Freeman) | SF 38 | SF 20 | SF 43 | 2 | Touchdown (7) |
| | | P. Willis FR (D. Goldson FF) | TB 30 | TB 38 | TB 36 | 3 | Touchdown (7) |
| 10/16 | at Det. | None | | | | | |
| 10/30 | vs. Cle. | I. Sopoaga FR (A. Brooks FF) | CLE 21 | CLE 16 | CLE 20 | 1 | Touchdown (7) |
| | | D. Goldson INT (C. McCoy) | SF 34 | Endzone | SF 20 | 3 | Punt (0) |
| 11/6 | at Was. | D. Goldson INT (J. Beck) | WAS 38 | SF 44 | SF 44 | 1 | Field Goal (3) |
| | | D. Whitner FR (P. Willis FF) | WAS 17 | WAS 26 | WAS 33 | 2 | Touchdown (7) |
| | | N. Bowman FR (P. Willis FF) | WAS 24 | WAS 34 | WAS 36 | 4 | Fumble (0) |
| 11/13 | vs. NYG | C. Rogers INT (E. Manning) | NYG 22 | NYG 43 | NYG 43 | 2 | Interception (0) |
| | | C. Rogers INT (E. Manning) | NYG 14 | NYG 34 | NYG 17 | 4 | Touchdown (7) |
| 11/20 | vs. Arz. | P. Willis INT (J. Skelton) | ARZ 44 | ARZ 48 | ARZ 38 | 1 | Missed Field Goal (0) |
| | | D. Whitner FR (P. Willis FF) | ARZ 20 | ARZ 26 | ARZ 26 | 1 | Field Goal (3) |
| | | D. Whitner INT (J. Skelton) | ARZ 40 | SF 15 | ARZ 37 | 3 | Touchdown (7) |
| | | D. Goldson INT (J. Skelton) | SF 26 | SF 16 | SF 18 | 3 | Punt (0) |
| | | N. Bowman (FR) (T. Gooden) | SF 21 | ARZ 31 | ARZ 31 | 3 | Interception (0) |
| 11/24 | at Bal. | None | | | | | |
| 12/4 | vs. StL | A. Smith FR (R. McDonald FF) | StL 14 | StL 6 | StL 6 | 2 | Field Goal (3) |
| | | D. Goldson INT (A. Feeley) | SF 38 | SF 11 | SF 12 | 3 | Touchdown (7) |
| 12/11 | at Arz. | R. McDonald FR (A. Smith FF) | ARZ 40 | 50 | SF 43 | 2 | Missed FG (0) |
| | | D. Goldson INT (J. Skelton) | ARZ 22 | ARZ 33 | ARZ 16 | 2 | Field Goal (3) |
| | | T. Brown INT (J. Skelton) | SF 27 | SF 20 | SF 19 | 3 | Punt (0) |
| 12/19 | vs. Pit. | C. Roger INT (B. Roethlisberger) | SF 19* | Endzone | SF 27 | 1 | Field Goal (3) |
| | | D. Goldson INT (B. Roethlisberger) | PIT 42 | SF 34 | PIT 45 | 1 | Field Goal (3) |
| | | J. Smith FR (R. McDonald FF) | PIT 29 | PIT 17 | PIT 17 | 4 | Touchdown (7) |
| | | T. Brown INT (B. Roethlisberger) | SF 42 | SF 2 | SF 2 | 4 | Punt (0) |
| 12/24 | at Sea. | D. Whitner FR (L. Grant FF) | SF 48 | SF 49 | SF 36 | 4 | Punt (0) |
| 1/1 | at StL | T. Brown INT (J. Norwood) | StL 39 | StL 45 | StL 34 | 2 | Touchdown (7) |
| | | T. Brown INT (K. Clemens) | StL 1 | StL 18 | StL 13 | 4 | Touchdown (7) |

Regular Season Totals: 38 takeaways resulted in 108 points

| Date | Opponent | Turnover | Starting L.O.S | Point of Turnover | Resulting L.O.S. | Qtr. | Result (pts) |
|------|----------|--------------------------------------|----------------|-------------------|------------------|------|----------------|
| 1/14 | NO | P. Willis FR (D. Whitner FF) | SF 7* | SF 2 | SF 2 | 1 | Punt (0) |
| | | D. Goldson INT (D. Brees) | NO 25 | NO 45 | NO 4 | 1 | Touchdown (7) |
| | | B. Costzano FR (M. Williams FF) (ST) | NO 0 | NO 13 | NO 13 | 1 | Field Goal (3) |
| | | T. Brown INT (D. Brees) | NO 22 | SF 29 | SF 29 | 2 | Punt (0) |
| | | C. Jones FR (B. Costanzo FF) (ST) | SF 21 | NO 27 | NO 26 | 3 | Field Goal (3) |

Postseason Totals: 5 takeaways resulted in 13 points

L.O.S. - Line of scrimmage

* - Red zone play

ST - Special teams play

(TB) - Touchback

2011 SAN FRANCISCO 49ERS TURNOVER BREAKDOWN

GIVEAWAYS

| Date | Opponent | Turnover | Starting L.O.S | Point of Turnover | Resulting L.O.S. | Qtr. | Result (pts) |
|-------|----------|--------------------------------------|----------------|-------------------|------------------|------|------------------|
| 9/11 | Sea. | None | | | | | |
| 9/18 | Dal. | A. Smith INT (A. Ball) | SF 22 | SF 33 | SF 18 | 3 | Touchdown (7) |
| 9/25 | at Cin. | F. Gore FUMBLE (R. Maualuga FF) | SF 10 | SF 15 | SF 16 | 4 | Field Goal (3) |
| 10/2 | at Phi. | A. Smith FUMBLE (J. Babin FF) | SF 28 | SF 22 | SF 23 | 2 | Touchdown (7) |
| 10/9 | vs. TB | F. Gore FUMBLE (M. Foster FF) | TB 12* | TB 11 | TB 11 | 1 | Interception (0) |
| 10/16 | at Det. | A. Smith FUMBLE (K. Vanden Bosch FF) | SF 39 | SF 32 | SF 32 | 1 | Field Goal (3) |
| | | A. Smith INT (A. Spievey) | DET 44 | DET 21 | SF 49 | 3 | Touchdown (6) |
| 10/30 | vs. Cle. | None | | | | | |
| 11/6 | at Was. | V. Davis FUMBLE (D. Hall FF) | WAS 45 | WAS 41 | WAS 44 | 4 | Punt (0) |
| 11/13 | vs. NYG | A. Smith INT (C. Webster) | NYG 24 | NYG 16 | NYG 22 | 2 | Halftime (0) |
| 11/20 | vs. Arz. | A. Smith INT (D. Washington) | ARZ 6 | Endzone | ARZ 20 | 4 | Punt (0) |
| 11/24 | at Bal. | A. Smith INT (L. Webb) | BAL 35 | Endzone | BAL 20 | 2 | Halftime (0) |
| 12/4 | vs. StL | None | | | | | |
| 12/11 | at Arz. | None | | | | | |
| 12/19 | vs. Pit. | None | | | | | |
| 12/24 | at Sea. | None | | | | | |
| 1/1 | at StL | None | | | | | |

Regular Season Totals: 10 giveaways resulted in 26 points

| Date | Opponent | Turnover | Starting L.O.S | Point of Turnover | Resulting L.O.S. | Qtr. | Result (pts) |
|------|----------|--------------------------------|----------------|-------------------|------------------|------|--------------|
| 1/14 | NO | A. Smith FUMBLE (M. Wilson FF) | SF 45 | SF 45 | SF 45 | 2 | Halftime (0) |

Postseason Totals: 1 giveaway resulted in 0 points

L.O.S. - Line of scrimmage

* - Red zone play

ST - Special teams play

(TB) - Touchback

GAME-BY-GAME TURNOVER DIFFERENTIAL

| Date | Opp | Takeways | Giveaways | Game Total | Total |
|-------------------|--------|----------|-----------|------------|-------|
| 9/11 | Sea | 3 | 0 | +3 | +3 |
| 9/18 | Dal | 2 | 1 | +1 | +4 |
| 9/25 | at Cin | 3 | 1 | +2 | +6 |
| 10/2 | at Phi | 3 | 1 | +2 | +8 |
| 10/9 | TB | 3 | 1 | +2 | +10 |
| 10/16 | at Det | 0 | 2 | -2 | +8 |
| 10/30 | Cle | 2 | 0 | +2 | +10 |
| 11/6 | at Was | 3 | 1 | +2 | +12 |
| 11/13 | NYG | 2 | 1 | +1 | +13 |
| 11/20 | Arz | 5 | 1 | +4 | +17 |
| 11/24 | at Bal | 0 | 1 | -1 | +16 |
| 12/4 | StL | 2 | 0 | +2 | +18 |
| 12/11 | at Arz | 3 | 0 | +3 | +21 |
| 12/19 | Pit | 4 | 0 | +4 | +25 |
| 12/24 | at Sea | 1 | 0 | +1 | +26 |
| 1/1 | at StL | 2 | 0 | +2 | +28 |
| POSTSEASON | | | | | |
| Date | Opp | Takeways | Giveaways | Game Total | Total |
| 1/14 | NO | 5 | 1 | +4 | +4 |
| 1/22 | NYG | | | | |

2011 SAN FRANCISCO 49ERS

THIRD DOWN EFFICIENCY

49ERS THIRD-AND ...

| Date | Opp | 1 | 2 | 3 | 4 | 5 | 6 | 7 | 8 | 9 | 10 | 10+ | Totals |
|-------------------------------|--------|--------------|-------------|-------------|-------------|-------------|-------------|-------------|-------------|-------------|-------------|-------------|---------------|
| 9/11 | Sea | 0/1 | 0/1 | 1/2 | 0/2 | 0/0 | 0/1 | 0/1 | 0/0 | 0/1 | 0/1 | 0/2 | 1/12 |
| 9/18 | Dal | 2/2 | 0/1 | 0/0 | 1/1 | 2/2 | 1/1 | 0/0 | 0/2 | 0/0 | 2/2 | 0/5 | 8/16 |
| 9/25 | at Cin | 1/1 | 1/2 | 1/1 | 0/0 | 0/2 | 1/1 | 0/1 | 1/1 | 0/0 | 0/1 | 0/5 | 5/15 |
| 10/2 | at Phi | 2/2 | 0/0 | 1/1 | 0/0 | 0/0 | 0/3 | 1/1 | 1/2 | 0/0 | 0/2 | 0/1 | 5/12 |
| 10/9 | TB | 0/0 | 0/0 | 0/1 | 0/0 | 0/0 | 0/0 | 0/0 | 0/2 | 0/0 | 1/2 | 1/2 | 2/7 |
| 10/16 | at Det | 0/1 | 0/0 | 1/1 | 0/1 | 0/1 | 0/1 | 0/2 | 0/1 | 0/1 | 0/1 | 1/4 | 2/14 |
| 10/30 | Cle | 1/1 | 1/4 | 2/2 | 0/1 | 0/1 | 1/1 | 0/0 | 0/0 | 2/2 | 0/0 | 0/3 | 6/15 |
| 11/6 | at Was | 0/1 | 0/2 | 1/1 | 2/3 | 0/0 | 1/2 | 0/1 | 0/0 | 0/1 | 0/0 | 0/1 | 3/12 |
| 11/13 | NYG | 1/1 | 0/0 | 1/1 | 0/1 | 0/0 | 0/0 | 0/1 | 1/1 | 0/0 | 0/2 | 0/4 | 3/11 |
| 11/20 | Arz | 2/4 | 2/2 | 0/2 | 0/0 | 0/0 | 1/3 | 2/4 | 0/0 | 0/1 | 1/3 | 0/2 | 8/21 |
| 11/24 | at Bal | 0/0 | 1/1 | 0/2 | 0/2 | 0/0 | 0/0 | 0/1 | 0/1 | 0/0 | 0/0 | 1/5 | 2/12 |
| 12/4 | StL | 0/1 | 0/1 | 0/0 | 1/1 | 2/2 | 1/1 | 0/1 | 0/2 | 0/2 | 0/1 | 0/2 | 4/14 |
| 12/11 | at Arz | 0/1 | 0/1 | 0/2 | 0/0 | 1/3 | 0/1 | 0/1 | 1/3 | 0/0 | 0/0 | 1/5 | 3/17 |
| 12/19 | Pit | 0/0 | 0/0 | 0/3 | 0/1 | 1/1 | 0/0 | 1/4 | 1/1 | 0/0 | 1/1 | 0/2 | 4/13 |
| 12/24 | at Sea | 2/2 | 0/1 | 0/0 | 0/1 | 0/2 | 0/1 | 0/0 | 1/2 | 0/2 | 0/2 | 0/1 | 3/14 |
| 1/1 | at StL | 1/1 | 0/0 | 0/1 | 0/2 | 2/2 | 0/0 | 1/2 | 2/4 | 0/1 | 0/0 | 0/3 | 6/16 |
| Regular Season Totals: | | 12/19 | 5/16 | 8/20 | 4/16 | 8/16 | 6/16 | 5/20 | 8/22 | 2/11 | 5/18 | 4/47 | 65/221 |
| | | 63.2 | 31.3 | 40.0 | 25.0 | 50.0 | 37.5 | 25.0 | 36.4 | 18.2 | 27.8 | 8.5 | 29.4 |

| Date | Opp | 1 | 2 | 3 | 4 | 5 | 6 | 7 | 8 | 9 | 10 | 10+ | Totals |
|---------------------------|-----|--------------|------------|------------|-------------|------------|------------|------------|--------------|------------|------------|------------|-------------|
| 1/14 | NO | 1/1 | 0/0 | 0/0 | 2/4 | 0/1 | 0/1 | 0/1 | 1/1 | 0/2 | 0/2 | 0/2 | 4/15 |
| 1/22 | NYG | | | | | | | | | | | | |
| Postseason Totals: | | 1/1 | 0/0 | 0/0 | 2/4 | 0/1 | 0/1 | 0/1 | 1/1 | 0/2 | 0/2 | 0/2 | 4/15 |
| | | 100.0 | 0.0 | 0.0 | 50.0 | 0.0 | 0.0 | 0.0 | 100.0 | 0.0 | 0.0 | 0.0 | 26.7 |

OPPONENTS THIRD-AND ...

| Date | Opp | 1 | 2 | 3 | 4 | 5 | 6 | 7 | 8 | 9 | 10 | 10+ | Totals |
|-------------------------------|--------|-------------|-------------|-------------|-------------|--------------|--------------|-------------|-------------|-------------|-------------|-------------|---------------|
| 9/11 | Sea | 0/1 | 1/3 | 1/1 | 0/0 | 1/1 | 0/0 | 0/0 | 0/2 | 1/1 | 1/3 | 0/3 | 5/15 |
| 9/18 | Dal | 1/2 | 0/1 | 0/0 | 1/1 | 0/3 | 1/1 | 1/1 | 0/2 | 1/1 | 1/1 | 0/1 | 6/14 |
| 9/25 | at Cin | 0/0 | 0/0 | 1/2 | 0/1 | 0/2 | 0/0 | 0/0 | 0/0 | 0/0 | 0/1 | 0/4 | 1/10 |
| 10/2 | at Phi | 0/1 | 0/1 | 0/2 | 0/0 | 2/2 | 0/1 | 0/0 | 0/0 | 1/2 | 0/0 | 2/4 | 5/13 |
| 10/9 | TB | 2/2 | 0/1 | 2/2 | 0/1 | 3/3 | 0/2 | 0/1 | 0/2 | 0/1 | 0/1 | 0/0 | 7/16 |
| 10/16 | at Det | 0/0 | 0/1 | 0/0 | 0/0 | 1/3 | 0/1 | 0/1 | 0/0 | 0/1 | 1/2 | 0/6 | 2/15 |
| 10/30 | Cle | 1/2 | 1/3 | 0/0 | 1/2 | 1/1 | 0/0 | 0/1 | 1/1 | 0/0 | 1/1 | 0/3 | 6/14 |
| 11/6 | at Was | 1/1 | 0/0 | 2/2 | 0/2 | 0/0 | 1/2 | 1/1 | 0/1 | 0/0 | 0/0 | 0/3 | 5/12 |
| 11/11/13 | NYG | 1/1 | 0/1 | 1/1 | 0/2 | 0/1 | 3/4 | 1/2 | 0/0 | 1/2 | 0/0 | 0/0 | 7/14 |
| 11/20 | Arz | 1/1 | 0/1 | 0/0 | 0/0 | 0/0 | 0/3 | 0/1 | 0/0 | 0/1 | 0/2 | 0/0 | 1/9 |
| 11/24 | at Bal | 0/1 | 0/1 | 0/0 | 3/3 | 0/2 | 2/3 | 1/2 | 1/1 | 0/0 | 0/1 | 0/1 | 7/15 |
| 12/4 | StL | 0/1 | 0/0 | 0/1 | 0/1 | 0/0 | 1/3 | 0/0 | 0/1 | 1/2 | 0/1 | 1/3 | 3/13 |
| 12/11 | at Arz | 0/1 | 1/3 | 1/1 | 1/1 | 0/1 | 0/1 | 0/1 | 0/2 | 0/0 | 0/0 | 0/3 | 3/14 |
| 12/19 | Pit | 1/2 | 2/3 | 1/1 | 0/0 | 1/1 | 1/1 | 0/0 | 0/0 | 0/1 | 1/3 | 1/2 | 8/14 |
| 12/24 | at Sea | 0/1 | 1/2 | 0/1 | 2/2 | 0/1 | 1/2 | 0/0 | 0/0 | 0/1 | 1/1 | 0/2 | 5/13 |
| 1/1 | at StL | 0/0 | 0/1 | 0/1 | 0/1 | 2/3 | 0/1 | 1/1 | 0/0 | 0/0 | 1/4 | 1/3 | 5/15 |
| Regular Season Totals: | | 8/17 | 6/22 | 9/15 | 8/17 | 11/24 | 10/25 | 5/12 | 2/12 | 5/13 | 7/21 | 5/38 | 76/216 |
| | | 47.1 | 27.3 | 60.0 | 47.1 | 45.8 | 40.0 | 41.7 | 16.7 | 38.5 | 33.3 | 13.2 | 35.2 |

| Date | Opp | 1 | 2 | 3 | 4 | 5 | 6 | 7 | 8 | 9 | 10 | 10+ | Totals |
|---------------------------|-----|--------------|------------|--------------|--------------|------------|------------|------------|-------------|--------------|------------|------------|-------------|
| 1/14 | NO | 1/1 | 0/0 | 1/1 | 1/1 | 0/0 | 0/1 | 0/0 | 1/4 | 1/1 | 0/2 | 0/3 | 5/14 |
| 1/22 | NYG | | | | | | | | | | | | |
| Postseason Totals: | | 1/1 | 0/0 | 1/1 | 1/1 | 0/0 | 0/1 | 0/0 | 1/4 | 1/1 | 0/2 | 0/3 | 5/14 |
| | | 100.0 | 0.0 | 100.0 | 100.0 | 0.0 | 0.0 | 0.0 | 25.0 | 100.0 | 0.0 | 0.0 | 35.7 |

2011 SAN FRANCISCO 49ERS RED ZONE PRODUCTION

SAN FRANCISCO 49ERS

| Date | Opp | Poss | TD | PAT | 2-Pt. | FG | MFG | INT | FUM | DWNNS/ | | | PTS | TD% | SCORE | | PTS/ POSS |
|---------------|--------|-----------|-----------|-----------|----------|-----------|----------|----------|----------|----------|----------|----------|------------|--------------|--------------|------------|--------------|
| | | | | | | | | | | Punt | HF | GM | | | PCT. | POSS | |
| 9/11 | Sea | 5 | 1 | 1 | 0 | 4 | 0 | 0 | 0 | 0 | 0 | 0 | 19 | 20.0% | 100.0% | 3.8 | |
| 9/18 | Dal | 2 | 2 | 2 | 0 | 0 | 0 | 0 | 0 | 0 | 0 | 0 | 14 | 100.0% | 100.0% | 7.0 | |
| 9/25 | at Cin | 2 | 1 | 1 | 0 | 1 | 0 | 0 | 0 | 0 | 0 | 0 | 10 | 50.0% | 100.0% | 5.0 | |
| 10/2 | at Phi | 3 | 2 | 2 | 0 | 1 | 0 | 0 | 0 | 0 | 0 | 0 | 17 | 66.7% | 100.0% | 5.7 | |
| 10/9 | TB | 6 | 3 | 3 | 0 | 2 | 0 | 0 | 1 | 0 | 0 | 0 | 27 | 50.0% | 83.3% | 4.5 | |
| 10/16 | at Det | 4 | 2 | 2 | 0 | 2 | 0 | 0 | 0 | 0 | 0 | 0 | 20 | 50.0% | 100.0% | 5.0 | |
| 10/30 | Cle | 5 | 2 | 2 | 0 | 2 | 0 | 0 | 0 | 1 | 0 | 0 | 20 | 40.0% | 80.0% | 4.0 | |
| 11/6 | at Was | 2 | 0 | 0 | 0 | 2 | 0 | 0 | 0 | 0 | 0 | 0 | 6 | 0.0% | 100.0% | 3.0 | |
| 11/13 | NYG | 3 | 1 | 1 | 0 | 2 | 0 | 0 | 0 | 0 | 0 | 0 | 13 | 33.3% | 100.0% | 4.3 | |
| 11/20 | Arz | 6 | 2 | 2 | 0 | 2 | 1 | 1 | 0 | 0 | 0 | 0 | 20 | 33.3% | 66.7% | 3.3 | |
| 11/24 | at Bal | 0 | 0 | 0 | 0 | 0 | 0 | 0 | 0 | 0 | 0 | 0 | 0 | 0.0% | 0.0% | 0.0 | |
| 12/4 | StL | 4 | 0 | 0 | 0 | 4 | 0 | 0 | 0 | 0 | 0 | 0 | 12 | 0.0% | 100.0% | 3.0 | |
| 12/11 | at Arz | 3 | 0 | 0 | 0 | 3 | 0 | 0 | 0 | 0 | 0 | 0 | 9 | 0.0% | 100.0% | 3.0 | |
| 12/19 | Pit | 3 | 2 | 2 | 0 | 1 | 0 | 0 | 0 | 0 | 0 | 0 | 17 | 66.7% | 100.0% | 5.7 | |
| 12/24 | at Sea | 2 | 1 | 1 | 0 | 1 | 0 | 0 | 0 | 0 | 0 | 0 | 10 | 50.0% | 100.0% | 5.0 | |
| 1/1 | at StL | 4 | 3 | 3 | 0 | 1 | 0 | 0 | 0 | 0 | 0 | 0 | 24 | 75.0% | 100.0% | 6.0 | |
| Totals | | 54 | 22 | 22 | 0 | 28 | 1 | 1 | 1 | 1 | 0 | 0 | 238 | 40.7% | 92.6% | 4.4 | |

| Date | Opp | Poss | TD | PAT | 2-Pt. | FG | MFG | INT | FUM | DWNNS/ | | | PTS | TD% | SCORE | | PTS/ POSS |
|---------------|-----|----------|----------|----------|----------|----------|----------|----------|----------|----------|----------|----------|-----------|--------------|---------------|------------|--------------|
| | | | | | | | | | | Punt | HF | GM | | | PCT. | POSS | |
| 1/14 | NO | 4 | 2 | 2 | 0 | 2 | 0 | 0 | 0 | 0 | 0 | 0 | 20 | 50.0% | 100.0% | 5.0 | |
| 1/22 | NYG | | | | | | | | | | | | | | | | |
| Totals | | 4 | 2 | 2 | 0 | 2 | 0 | 0 | 0 | 0 | 0 | 0 | 20 | 50.0% | 100.0% | 5.0 | |

OPPONENTS

| Date | Opp | Poss | TD | PAT | 2-Pt. | FG | MFG | INT | FUM | DWNNS/ | | | PTS | TD% | SCORE | | PTS/ POSS |
|---------------|--------|-----------|-----------|-----------|----------|-----------|----------|----------|----------|----------|----------|----------|------------|--------------|--------------|------------|--------------|
| | | | | | | | | | | Punt | HF | GM | | | PCT. | POSS | |
| 9/11 | Sea | 2 | 1 | 1 | 0 | 1 | 0 | 0 | 0 | 0 | 0 | 0 | 10 | 50.0% | 100.0% | 5.0 | |
| 9/18 | Dal | 3 | 1 | 1 | 0 | 1 | 1 | 0 | 0 | 0 | 0 | 0 | 10 | 33.3% | 66.7% | 3.3 | |
| 9/25 | at Cin | 2 | 0 | 0 | 0 | 2 | 0 | 0 | 0 | 0 | 0 | 0 | 6 | 0.0% | 100.0% | 3.0 | |
| 10/2 | at Phi | 7 | 2 | 2 | 0 | 3 | 1 | 0 | 1 | 0 | 0 | 0 | 20 | 28.6% | 71.4% | 2.9 | |
| 10/9 | TB | 1 | 0 | 0 | 0 | 1 | 0 | 0 | 0 | 0 | 0 | 0 | 3 | 0.0% | 100.0% | 3.0 | |
| 10/16 | at Det | 4 | 2 | 1 | 0 | 2 | 0 | 0 | 0 | 0 | 0 | 0 | 19 | 50.0% | 100.0% | 4.8 | |
| 10/30 | Cle | 0 | 0 | 0 | 0 | 0 | 0 | 0 | 0 | 0 | 0 | 0 | 0 | 0.0% | 0.0% | 0.0 | |
| 11/6 | at Was | 1 | 1 | 1 | 0 | 0 | 0 | 0 | 0 | 0 | 0 | 0 | 7 | 100.0% | 100.0% | 7.0 | |
| 11/13 | NYG | 4 | 1 | 1 | 0 | 2 | 0 | 0 | 0 | 1 | 0 | 0 | 13 | 25.0% | 75.0% | 3.3 | |
| 11/20 | Arz | 1 | 0 | 0 | 0 | 0 | 0 | 0 | 0 | 1 | 0 | 0 | 0 | 0.0% | 0.0% | 0.0 | |
| 11/24 | at Bal | 2 | 1 | 1 | 0 | 1 | 0 | 0 | 0 | 0 | 0 | 0 | 10 | 50.0% | 100.0% | 5.0 | |
| 12/4 | StL | 0 | 0 | 0 | 0 | 0 | 0 | 0 | 0 | 0 | 0 | 0 | 0 | 0.0% | 0.0% | 0.0 | |
| 12/11 | at Arz | 1 | 1 | 1 | 0 | 0 | 0 | 0 | 0 | 0 | 0 | 0 | 7 | 100.0% | 100.0% | 7.0 | |
| 12/19 | Pit | 1 | 0 | 0 | 0 | 0 | 0 | 1 | 0 | 0 | 0 | 0 | 0 | 0.0% | 0.0% | 0.0 | |
| 12/24 | at Sea | 3 | 2 | 2 | 0 | 1 | 0 | 0 | 0 | 0 | 0 | 0 | 17 | 66.7% | 100.0% | 5.7 | |
| 1/1 | at StL | 2 | 2 | 2 | 0 | 0 | 0 | 0 | 0 | 0 | 0 | 0 | 14 | 100.0% | 100.0% | 7.0 | |
| Totals | | 34 | 14 | 13 | 0 | 14 | 2 | 1 | 1 | 2 | 0 | 0 | 136 | 41.2% | 82.4% | 4.0 | |

| Date | Opp | Poss | TD | PAT | 2-Pt. | FG | MFG | INT | FUM | DWNNS/ | | | PTS | TD% | SCORE | | PTS/ POSS |
|---------------|-----|----------|----------|----------|----------|----------|----------|----------|----------|----------|----------|----------|----------|--------------|--------------|------------|--------------|
| | | | | | | | | | | Punt | HF | GM | | | PCT. | POSS | |
| 1/14 | NO | 2 | 1 | 1 | 0 | 0 | 0 | 0 | 1 | 0 | 0 | 0 | 7 | 50.0% | 50.0% | 3.5 | |
| 1/22 | NYG | | | | | | | | | | | | | | | | |
| Totals | | 2 | 1 | 1 | 0 | 0 | 0 | 0 | 1 | 0 | 0 | 0 | 7 | 50.0% | 50.0% | 3.5 | |

THE LAST TIME...

TEAM TOTALS

Won in Overtime

By 49ers: 11/14/10 49ers win vs. St. Louis, 23-20
By Opponent: 9/18/11 Cowboys win vs. Dallas, 27-24

Won by Scoring in the Last Two Minutes of Regulation

By 49ers: 10/16/11 49ers win at Detroit, 25-19 (last score at 1:02)
1/14/12 49ers win vs. New Orleans, 36-32 (last score at 0:09) – NFC–D
By Opponent: 10/24/10 Panthers win at Carolina, 23-20 (last score at 0:43)
1/20/91 Giants win vs. New York, 15-13 (last score at 0:00) – NFC–C

Tied Game by Scoring in the Last Two Minutes of Regulation

By 49ers: 9/20/10 49ers loss vs. New Orleans, 22-25 (tied game at 1:19)
By Opponent: 9/18/11 Cowboys win vs. Dallas, 27-24 (tied game at 0:00)

Shutout

By 49ers: 12/4/11 49ers win vs. St. Louis, 26-0
12/29/96 49ers win vs. Philadelphia, 14-0 – NFC–WC
By Opponent: 11/21/10 Buccaneers win vs. Tampa Bay, 21-0

Won by 20-or-More Points

By 49ers: 12/4/11 49ers win vs. St. Louis, 26-0
1/29/95 49ers win at San Diego, 49-26 – SB XXIX
By Opponent: 12/16/10 Chargers win at San Diego, 34-7
1/12/03 Buccaneers win at Tampa Bay, 31-6 – NFC–D

Won After Trailing by 20-or-More Points

By 49ers: 10/2/11 49ers win at Philadelphia, 24-23 (Eagles ahead 23-3 in 3rd Q)
1/5/03 49ers win vs. New York, 39-38 (Giants ahead 38-14 in 3rd Q) – NFC–WC
By Opponent: 11/6/88 Cardinals win at Arizona, 24-23 (49ers ahead 23-0 in 3rd Q)

Held a 28-or-More Point Lead

By 49ers: 10/9/11 49ers win vs. Tampa Bay, 48-3 (45)
1/29/95 49ers win vs. San Diego, 49-26 (49ers ahead 49-18 in 4th Q) – SB XXIX
By Opponent: 12/16/10 Chargers win at San Diego, 34-7 (Chargers ahead 34-0 in 4th Q)
1/4/87 Giants win at New York, 49-3 (46) – NFC–D

Held a 21-or-More Point Lead

By 49ers: 1/1/12 49ers win at St. Louis, 34-27 (49ers ahead 34-13 in 4th Q)
1/3/98 49ers win vs. Minnesota, 38-22 (49ers ahead 38-14 in 4th Q) – NFC–D
By Opponent: 12/16/10 Chargers win at San Diego, 34-7 (27)
1/12/03 Buccaneers win at Tampa Bay, 31-6 (25) – NFC–D

Scored 20-or-More Points in a Quarter

By 49ers: 1/2/11 49ers win vs. Arizona, 38-7 (21 points, 3rd Q)
1/15/94 49ers win vs. Dallas, 38-28 (21 points, 1st Q) – NFC–D
By Opponent: 10/11/09 Falcons win vs. Atlanta, 45-10 (21 points, 2nd Q)
1/12/03 Buccaneers win at Tampa Bay, 31-6 (21 points, 2nd Q) – NFC–D

Scored 20-or-More Points in a Half

By 49ers: 1/1/12 49ers win at St. Louis, 34-27 (20 points, 1st half)
1/5/03 49ers win vs. New York Giants, 39-38 (25 points, 2nd half) – NFC–WC
By Opponent: 1/1/12 Rams loss at St. Louis, 27-34 (20 points, 2nd half)
1/12/03 Buccaneers win at Tampa Bay, (28 points, 1st half) – NFC–D

Held Opponent without a Touchdown

By 49ers: 12/19/11 49ers win vs. Pittsburgh, 20-3 (1 FG)
12/29/96 49ers win vs. Philadelphia, 14-0 – NFC–WC
By Opponent: 11/24/11 Ravens win at Baltimore, 16-6 (2 FG)
1/12/03 Buccaneers win at Tampa Bay, 31-6 (2 FG) – NFC–D

Touchdowns Scored by Offense and Defense

By 49ers: 10/9/11 49ers win vs. Tampa Bay, 48-3 (5 offense, 1 defense)
1/3/98 49ers win vs. Minnesota, 38-22 (5 offense, 1 defense) – NFC–D
By Opponent: 10/10/10 Eagles win vs. Philadelphia, 27-24 (2 offense, 1 defense)
1/6/96 Packers win vs. Green Bay, 27-17 (2 offense, 1 defense) – NFC–D

THE LAST TIME...

TEAM TOTALS

Touchdowns Scored by Offense, Defense and Special Teams

By 49ers: 10/4/09 49ers win vs. St. Louis, 35-0 (2 offense, 2 defense, 1 special teams)
By Opponent: 9/23/07 Steelers win at Pittsburgh, 37-16 (2 offense, 1 defense, 1 special teams)

Safety Scored

By 49ers: 10/16/11 Aldon Smith sacked QB Matthew Stafford in the end zone at Detroit
By Opponent: 9/25/11 Andy Lee OB in end zone at Cincinnati

Successful Two Point Conversion

By 49ers: 11/13/11 Michael Crabtree pass from Alex Smith vs. NY Giants
1/5/03 Jeff Garcia pass to Terrell Owens vs. New York Giants – NFC–WC
By Opponent: 11/6/11 Leonard Hankerson pass from John Beck at Washington
1/14/12 Drew Brees pass to Darren Sproles vs. New Orleans – NFC–D

Failed Two Point Conversion Attempt

By 49ers: 11/23/08 Pass failed from Shaun Hill to Isaac Bruce at Dallas
1/14/12 Run failed by Frank Gore vs. New Orleans – NFC–D
By Opponent: 10/16/11 Pass failed from Matthew Stafford to Calvin Johnson at Detroit
1/13/02 Pass failed from Brett Favre to Bubba Franks at Green Bay – NFC–WC

OFFENSIVE TOTALS

500-or-More Total Net Yards of Offense

By 49ers: 12/14/03 Bengals win at Cincinnati, 41-38 (502; 171 rushing, 331 passing)
1/20/85 49ers win vs. Miami, 38-16 (542; 211 rushing, 331 passing) – SB XIX
By Opponent: 10/2/11 Eagles loss at Philadelphia, 24-23 (513; 108 rushing, 405 passing)

400-or-More Total Net Yards of Offense

By 49ers: 11/20/11 49ers win vs. Arizona, 23-7 (431; 267 rushing, 164 passing)
1/14/12 49ers win vs. New Orleans, 36-32 (407; 143 rushing, 264 passing) – NFC–D
By Opponent: 10/2/11 Eagles loss at Philadelphia, 24-23 (513; 108 rushing, 405 passing)
1/14/12 Saints loss vs. New Orleans, 32-36 (472; 37 rushing, 435 passing) – NFC–D

300-or-More Net Yards Rushing by Team

By 49ers: 12/14/98 49ers win vs. Detroit, 35-13 (328)
By Opponent: 10/8/72 Rams win at Los Angeles, 31-7 (302)

200-or-More Net Yards Rushing by Team

By 49ers: 10/16/11 49ers win at Detroit, 25-19 (203)
1/1/89 49ers win vs. Minnesota, 34-9 (201) – NFC–D
By Opponent: 9/26/10 Chiefs win at Kansas City, 31-10 (207)
1/4/87 Giants win at New York (216) – NFC–D

Individual 200-Yard Rushing Game

By 49ers: 9/20/09 Frank Gore (16-207-2 TDs) vs. Seattle
By Opponent: Never

Individual 150-Yard Rushing Game

By 49ers: 12/14/09 Frank Gore (25-167-1 TD) vs. Arizona
By Opponent: 11/7/04 Shaun Alexander (26-160-2 TDs) at Seattle
1/4/87 Joe Morris (24-159, 2 TDs) at New York Giants – NFC–D

Individual 100-Yard Rushing Game

By 49ers: 11/6/11 Frank Gore (19-107) at Washington
1/3/99 Garrison Hearst (22-128) vs. Green Bay – NFC–WC
By Opponent: 12/24/11 Marshawn Lynch (21-107-1 TD) at Seattle
1/5/03 Tiki Barber (26-115, 1 TD) vs. New York Giants – NFC–WC

Two 100-Yard Rushers in the Same Game

By 49ers: 11/13/77 Wilbur Jackson (22-123) & Delvin Williams (25-110-1 TD) vs. New Orleans
By Opponent: 11/8/53 Skeets Quinlan (11-119) & Tank Younger (12-101-1 TD) at Los Angeles Rams

Consecutive 100-Yard Rushing Games

By 49ers: 10/2/11-11/6/11 Frank Gore (15-127-1 TD) at Phi.; Frank Gore (20-125-1 TD) vs. TB; Frank Gore (15-141-1 TD) at Det.,
Frank Gore (31-134-1 TD) vs. Cle., Frank Gore (19-107) at Was.
By Opponent: 9/7/08-9/14/08 Edgerrin James (26-100) at San Francisco; Julius Jones (26-127-1 TD) at Seattle
12/31/83-1/8/84 Billy Sims [20-114-2 TDs] vs. Detroit; John Riggins [36-123-2 TDs] at Washington

THE LAST TIME...

OFFENSIVE TOTALS

Combined 200-Yard Rushing by Two Players

By 49ers: 9/20/09 224 by Frank Gore (16-207-2 TDs) and Shaun Hill (1-17) vs. Seattle
By Opponent: 10/8/72 211 by Bob Thomas (19-142) and Larry Smith (2-69-1 TD) at Los Angeles

Individual with 30-or-More Carries

By 49ers: 10/30/11 Frank Gore (31-134) vs. Cleveland
By Opponent: 12/21/08 Steven Jackson (32-108) at St. Louis
1/8/84 John Riggins (36-123) at Washington – NFC–C

Individual with 25-or-More Carries

By 49ers: 10/30/11 Frank Gore (31-134) vs. Cleveland
1/3/98 Terry Kirby (25-120) vs. Minnesota – NFC–D
By Opponent: 11/21/10 LaGarrette Blount (26-82) vs. Tampa Bay
1/5/03 Tiki Barber (26-115) vs. New York Giants – NFC–WC

Rushing Play of 80-or-More Yards

By 49ers: 9/20/09 80t by Frank Gore vs. Seattle
By Opponent: 12/9/07 84t by Chester Taylor vs. Minnesota

Rushing Play of 60-or-More Yards

By 49ers: 10/17/10 64 by Frank Gore vs. Oakland
By Opponent: 12/9/07 84t by Chester Taylor vs. Minnesota

Rushing Play of 40-or-More Yards

By 49ers: 10/16/11 55 by Frank Gore at Detroit
1/14/12 42 by Frank Gore vs. New Orleans
By Opponent: 10/17/10 43 by Louis Murphy vs. Oakland
12/31/83 56 by Billy Sims vs. Detroit – NFC–D

Individual with Two-or-More Rushing Touchdowns

By 49ers: 1/2/11 Brian Westbrook (13-79-2 TDs) vs. Arizona
1/3/98 Terry Kirby (25-120, 2 TDs) vs. Minnesota – NFC–D
By Opponent: 11/8/09 Chris Johnson (25-135-2 TDs) vs. Tennessee
1/12/03 Mike Alstott (17-60, 2 TDs) at Tampa Bay – NFC–D

400 Net Yards Passing by Team

By 49ers: 12/5/99 49ers loss vs. San Francisco, 44-30 (437)
By Opponent: 10/2/11 Eagles loss at Philadelphia, 23-24 (405)
1/14/12 Saints loss vs. New Orleans, 32-36 (435) – NFC–D

300 Net Yards Passing by Team

By 49ers: 11/14/10 49ers win vs. St. Louis, 23-20 (323)
1/5/03 49ers win vs. New York Giants, 39-38 (356) – NFC–WC
By Opponent: 12/19/11 Steelers loss vs. Pittsburgh, 3-20 (305)
1/14/12 Saints loss vs. New Orleans, 32-36 (435) – NFC–D

Individual with 50-or-More Pass Attempts

By 49ers: 10/10/04 Tim Rattay (57-38-417-0 INTs-2 TDs) at Arizona
1/6/96 Steve Young (65-32-328-2 INTs-0 TDs) vs. Green Bay – NFC–D
By Opponent: 10/16/11 Matthew Stafford (50-28-293-0 INTs-2 TDs) at Detroit
1/14/12 Drew Brees (63-40-462-2 INTs-4 TDs) vs. New Orleans – NFC–D

Individual with 40-or-More Pass Attempts

By 49ers: 9/26/10 Alex Smith (42-23-232-1 INT-1 TD) at Kansas City
1/14/12 Alex Smith (42-24-299-0 INTs-3 TDs) vs. New Orleans – NFC–D
By Opponent: 12/19/11 Ben Roethlisberger (44-25-330-3 INTs-0 TDs) vs. Pittsburgh
1/14/12 Drew Brees (63-40-462-2 INTs-4 TDs) vs. New Orleans – NFC–D

Individual with 30-or-More Pass Completions

By 49ers: 12/14/08 Shaun Hill (46-30-233-0 INTs-0 TDs) at Miami
1/6/96 Steve Young (65-32-328-2 INT-0 TD) vs. Green Bay – NFC–D
By Opponent: 11/6/11 John Beck (47-30-254-1 INT-1 TD) at Washington
1/14/12 Drew Brees (63-40-462-2 INTs-4 TDs) vs. New Orleans – NFC–D

THE LAST TIME...

OFFENSIVE TOTALS

Individual with 25-or-More Pass Completions

| | | |
|--------------|---------------------|--|
| By 49ers: | 10/10/10 1/5/03 | Alex Smith (39-25-309-2 INTs-3 TDs) vs. Philadelphia <i>Jeff Garcia (44-27-331-1 INT-3 TD) vs. New York Giants – NFC-WC</i> |
| By Opponent: | 12/19/11 1/14/12 | Ben Roethlisberger (44-25-330-3 INTs-0 TDs) vs. Pittsburgh <i>Drew Brees (63-40-462-2 INTs-4 TDs) vs. New Orleans – NFC-D</i> |

No Sacks Allowed

| | | |
|--------------|--------------------|---|
| By 49ers: | 12/19/11 1/5/03 | 49ers win vs. Pittsburgh, 20-3 (31 attempts - Alex Smith) <i>49ers win vs. New York Giants, 39-38 (44 attempts – Jeff Garcia) – NFC-WC</i> |
| By Opponent: | 11/24/11 1/7/95 | Ravens win at Baltimore, 16-6 (23 attempts - Joe Flacco) <i>49ers win vs. Chicago, 44-15 (19 attempts – Steve Walsh) – NFC-D</i> |

Individual 300-Yard Passing Game

| | | |
|--------------|---------------------|--|
| By 49ers: | 11/14/10 1/5/03 | Troy Smith (28-17-356-0 INTs-1 TD) vs. St. Louis <i>Jeff Garcia (44-27-331-1 INT-3 TD) vs. New York Giants – NFC-WC</i> |
| By Opponent: | 12/19/11 1/14/12 | Ben Roethlisberger (44-25-330-3 INTs-0 TDs) vs. Pittsburgh <i>Drew Brees (63-40-462-2 INTs-4 TDs) vs. New Orleans – NFC-D</i> |

Consecutive 300-Yard Passing Games

| | | |
|--------------|-------------------|---|
| By 49ers: | 12/10/00-12/17/00 | Jeff Garcia (38-25-305-2 INTs-2 TDs) vs. New Orleans; Garcia (44-36-402-0 INTs-2 TDs) vs. Chicago |
| By Opponent: | 10/24/10-10/31/10 | Matt Moore (41-28-308-1 INT-2 TDs) at Carolina; Kyle Orton (40-28-369-1 INT-1 TD) vs. Denver |

Individual Four-or-More Touchdown Passes

| | | |
|--------------|---------------------|---|
| By 49ers: | 12/7/03 1/29/95 | Jeff Garcia (28-19-252-0 INTs-4 TDs) vs. Arizona <i>Steve Young (36-24-325-0 INT-6 TD) at San Diego – SB XXIX</i> |
| By Opponent: | 10/28/07 1/14/12 | Drew Brees (39-31-336-0 INTs-4 TDs) vs. New Orleans <i>Drew Brees (63-40-462-2 INTs-4 TDs) vs. New Orleans – NFC-D</i> |

Individual with Three-or-More Touchdown Passes

| | | |
|--------------|---------------------|---|
| By 49ers: | 10/9/11 1/14/12 | Alex Smith (19-11-170-0 INTs-3 TDs) vs. Tampa Bay <i>Alex Smith (42-24-299-0 INTs-3 TDs) vs. New Orleans – NFC-D</i> |
| By Opponent: | 12/16/10 1/14/12 | Philip Rivers (25-19-273-0 INTs-3 TDs) at San Diego <i>Drew Brees (63-40-462-2 INTs-4 TDs) vs. New Orleans – NFC-D</i> |

Individual with 10-or-More Receptions

| | | |
|--------------|-------------------|---|
| By 49ers: | 11/8/09 1/6/96 | Vernon Davis (10-102) vs. Tennessee <i>Jerry Rice (11-117) vs. Green Bay – NFC-D</i> |
| By Opponent: | 1/2/11 1/14/12 | Larry Fitzgerald (11-125-1 TD) vs. Arizona <i>Darren Sproles (15-119-1 TD) vs. New Orleans – NFC-D</i> |

Individual with 150-Yard Receiving Game

| | | |
|--------------|--------------------|---|
| By 49ers: | 9/14/08 1/14/12 | Isaac Bruce (4-153) at Seattle <i>Vernon Davis (7-180-2 TDs) vs. New Orleans – NFC-D</i> |
| By Opponent: | 10/2/11 1/15/95 | DeSean Jackson (6-171) at Philadelphia <i>Michael Irvin (12-192) vs. Dallas – NFC-C</i> |

Individual with 100-Yard Receiving Game

| | | |
|--------------|-------------------|--|
| By 49ers: | 1/1/12 1/14/12 | Vernon Davis (8-118) at St. Louis <i>Vernon Davis (7-180-2 TDs) vs. New Orleans – NFC-D</i> |
| By Opponent: | 1/1/12 1/14/12 | Brandon Lloyd (6-100-1 TD) at St. Louis <i>Marques Colston (9-136-1 TD) vs. New Orleans</i> |

Two 100-Yard Receivers in the Same Game

| | | |
|--------------|--------------------|--|
| By 49ers: | 10/10/10 1/6/96 | Michael Crabtree (9-105-1 TD) & Vernon Davis (5-104-1 TD) vs. Philadelphia <i>Jerry Rice (11-117) & Brent Jones (8-112) vs. Green Bay – NFC-D</i> |
| By Opponent: | 9/18/11 1/14/12 | Miles Austin (9-143-3 TDs) & Jason Witten (7-102) vs. Dallas <i>M. Colston (9-136-1 TD), D. Sproles (15-119-1 TD) & J. Graham (5-103-2 TDs) vs. New Orleans – NFC-D</i> |

Consecutive 100-Yard Receiving Games

| | | |
|--------------|---|---|
| By 49ers: | 12/16/10 & 12/26/10 1/3/98 & 1/11/98 | Joshua Morgan (7-106) at San Diego; Michael Crabtree (6-122-1 TD) at St. Louis <i>J.J. Stokes (9-101) vs. Minnesota; Terrell Owens (6-100) vs. Green Bay</i> |
| By Opponent: | 10/24/10 & 10/31/10 1/3/98 & 1/11/98 | David Gettis (8-125-2 TDa) at Carolina; Brandon Lloyd (7-169-1 TD) vs. Denver <i>Jake Read (5-114) vs. Minnesota; Antonio Freeman (4-107-1 TD) vs. Green Bay</i> |

THE LAST TIME...

OFFENSIVE TOTALS

Pass Play of 80-or-More Yards

By 49ers: 9/25/05 89t, Tim Rattay to Brandon Lloyd vs. Dallas
By Opponent: 10/11/09 90t, Matt Ryan to Roddy White vs. Atlanta

Pass Play of 60-or-More Yards

By 49ers: 12/26/10 60t, Troy Smith to Michael Crabtree at St. Louis
1/5/03 76t, Jeff Garcia to Terrell Owens vs. New York Giants – NFC–WC
By Opponent: 12/11/11 60t, John Skelton to Early Doucet at Arizona
1/14/12 66t, Drew Brees to Jimmy Graham vs. New Orleans – NFC–D

Pass Play of 40-or-More Yards

By 49ers: 1/1/12 44, Alex Smith to Vernon Davis at St. Louis
1/14/12 47, Alex Smith to Vernon Davis vs. New Orleans – NFC–D
By Opponent: 12/24/11 44, Tarvaris Jackson to Ricardo Lockette at Seattle
1/14/12 66t, Drew Brees to Jimmy Graham vs. New Orleans – NFC–D

Individual with Three-or-More Touchdown Receptions

By 49ers: 10/25/09 Vernon Davis (7-93-3 TDs) at Houston
1/29/95 Jerry Rice (10-149-3 TDs) at San Diego – SB XXIX
By Opponent: 9/18/11 Miles Austin (9-143-3 TDs) vs. Dallas
1/5/03 Amani Toomer (8-136-3 TDs) vs. New York Giants – NFC–WC

Individual with Two-or-More Touchdown Receptions

By 49ers: 1/1/12 Michael Crabtree (9-92-2 TDs) at St. Louis
1/14/12 Vernon Davis (7-180-2 TDs) vs. New Orleans – NFC–D
By Opponent: 9/18/11 Miles Austin (9-143-3 TDs) vs. Dallas
1/14/12 Jimmy Graham (5-103-2 TDs) vs. New Orleans – NFC–D

Led Team in Both Rushing and Receiving Yards in the Same Game

By 49ers: 10/3/10 Frank Gore (21-77 rushing, 7-60 receiving) at Atlanta
1/15/94 Ricky Watters (24-118 rushing, 5-46 receiving) vs. New York Giants – NFC–D
By Opponent: 10/12/08 Correll Buckhalter (18-93-1 TD rushing, 7-85 receiving) vs. Philadelphia

100-Yard Rusher & Receiver in the Same Game

By 49ers: 9/17/06 Frank Gore (29-127-1 TD) & Antonio Bryant (4-131-1 TD) vs. St. Louis
1/3/98 Terry Kirby (25-120-2 TDs) & J.J. Stokes (9-101) vs. Minnesota – NFC–D
By Opponent: 11/22/09 Ryan Grant (21-129-1 TD) & Greg Jennings (5-126-1 TD) at Green Bay
1/5/03 Tiki Barber (26-115-1 TD) & Amani Toomer (8-136-3 TDs) vs. New York Giants – NFC–WC

100-Yard Rusher, 100-Yard Receiver & 300-Yard Passer in the Same Game

By 49ers: 10/8/00 Charlie Garner (24-109), Terrell Owens (12-176-2 TDs) & Jeff Garcia (41-28-336-0 INTs-4 TDs) vs. Oakland
By Opponent: 11/22/09 Ryan Grant (21-129-1 TD), Greg Jennings (5-126-1 TD) & Aaron Rodgers (45-32-344-0 INTs-2 TDs) at Green Bay
1/5/03 Tiki Barber (26-115-1 TD), Amani Toomer (8-136-3 TDs), & Kerry Collins (43-29-342-1 INT-4 TDs) vs. New York Giants – NFC–WC

Individual with at Least One Rushing and One Receiving Touchdown in the Same Game

By 49ers: 9/20/10 Frank Gore (20-112-1 TD rushing, 7-56-1 TD receiving) vs. New Orleans
1/29/95 Ricky Watters (15-47-1 TD rushing, 3-61-2 TDs receiving) at San Diego – SB XXIX
By Opponent: 10/25/09 Steve Slaton (18-67-1 TD rushing; 4-22-1 TD receiving) at Houston
1/23/94 Emmitt Smith (23-88-1 TD rushing, 7-85-1 TD receiving) at Dallas – NFC–C

Individual with at Least One Rushing Touchdown and One Touchdown Pass in the Same Game

By 49ers: 1/1/12 Alex Smith (32-21-219-0-1 TD passing, 5-4-1 TD rushing) at St. Louis
1/14/12 Alex Smith (42-24-299-0 INTs-3 TDs passing, 1-28-1 TD rushing) vs. New Orleans – NFC–D
By Opponent: 1/1/12 Kellen Clemens (31-14-226-1-1 TD passing, 2-18-1 TD rushing) at St. Louis

No Turnovers

By 49ers: 1/1/12 49ers win at St. Louis, 34-27
1/3/98 49ers win vs. Minnesota, 38-22 – NFC–D
By Opponent: 11/24/11 Ravens win at Baltimore, 16-6
1/6/96 Packers win vs. Green Bay, 27-17 – NFC–D

Touchdown Scored on First Drive

By 49ers: 10/30/11 49ers win vs. Cleveland, 20-10
1/5/03 49ers win vs. New York Giants, 39-38 – NFC–WC
By Opponent: 1/1/12 Rams loss at St. Louis, 27-34

THE LAST TIME...

DEFENSIVE TOTALS

Held Opponent Under 200 Net Yards of Total Offense

| | | |
|--------------|----------|--|
| By 49ers: | 12/4/11 | 49ers win vs. St. Louis (157, 31 rushing, 126 passing) |
| | 1/15/94 | 49ers win vs. New York Giants, 44-3 (194; 41 rushing, 153 passing) – NFC-D |
| By Opponent: | 11/24/11 | Ravens win at Baltimore, 16-6 (170, 74 rushing, 96 passing) |
| | 1/4/97 | Packers win at Green Bay, 35-14 (196; 68 rushing, 128 passing) – NFC-D |

Held Opponent Under 300 Net Yards of Total Offense

| | | |
|--------------|----------|--|
| By 49ers: | 12/24/11 | 49ers win at Seattle, 19-17 (267, 126 rushing, 141 passing) |
| | 1/9/99 | 49ers loss at Atlanta, 20-18 (289; 136 rushing, 153 passing) – NFC-D |
| By Opponent: | 12/19/11 | Steelers loss vs. Pittsburgh, 3-20 (287, 100 rushing, 187 passing) |
| | 1/12/03 | Buccaneers win at Tampa Bay, 31-6 (228; 62 rushing, 166 passing) – NFC-D |

Held Opponent Under 50 Yards Rushing

| | | |
|--------------|---------|---|
| By 49ers: | 12/4/11 | 49ers win vs. St. Louis, 26-0 (31) |
| | 1/14/12 | 49ers win vs. New Orleans, 36-32 (37) – NFC-D |
| By Opponent: | 9/26/10 | Chiefs win at Kansas City, 31-10 (43) |
| | 1/11/98 | Packers win vs. Green Bay, 23-10 (33) – NFC-C |

Held Opponent Under 75 Yards Rushing

| | | |
|--------------|----------|---|
| By 49ers: | 12/11/11 | 49ers loss at Arizona, 19-21 (55) |
| | 1/14/12 | 49ers win vs. New Orleans, 36-32 (37) – NFC-D |
| By Opponent: | 11/24/11 | Ravens win at Baltimore, 16-6 (74) |
| | 1/12/03 | Buccaneers win vs. Tampa Bay, 31-6 (62) – NFC-D |

Held Opponent Under 100 Yards Rushing

| | | |
|--------------|----------|---|
| By 49ers: | 12/19/11 | 49ers win vs. Pittsburgh, 20-3 (84) |
| | 1/14/12 | 49ers win vs. New Orleans, 36-32 (37) – NFC-D |
| By Opponent: | 12/19/11 | Cardinals win at Arizona, 19-21 (90) |
| | 1/12/03 | Buccaneers win vs. Tampa Bay, 31-6 (62) – NFC-D |

Held Opponent Under 100 Net Yards Passing

| | | |
|--------------|----------|---|
| By 49ers: | 10/17/10 | 49ers win vs. Oakland, 17-9, (69) |
| | 1/4/97 | 49ers loss at Green Bay, 35-14 (71) – NFC-D |
| By Opponent: | 11/24/11 | Ravens win at Baltimore, 16-6 (96) |

Held Opponent Under 150 Net Yards Passing

| | | |
|--------------|----------|---|
| By 49ers: | 12/24/11 | 49ers win at Seattle, 19-17 (140) |
| | 1/4/97 | 49ers loss at Green Bay, 35-14 (71) – NFC-D |
| By Opponent: | 12/11/11 | Cardinals win at Arizona, 21-19 (143) |
| | 1/4/97 | Packers win at Green Bay, 35-14 (128) – NFC-D |

Interception Return for a Touchdown

| | | |
|--------------|---------|--|
| By 49ers: | 10/9/11 | Carlos Rogers, 31 (QB Josh Freeman) vs. Tampa Bay |
| | 1/3/98 | Ken Norton, 23 (QB Randall Cunningham) vs. Minnesota – NFC-D |
| By Opponent: | 9/12/10 | Marcus Trufant, 32 (QB Alex Smith) at Seattle |

Individual with Three-or-More Interceptions

| | | |
|--------------|----------|--|
| By 49ers: | 10/8/06 | Walt Harris (1-Andrew Walter, 2-Marcus Tuiasosopo) vs. Oakland |
| By Opponent: | 11/20/77 | Bill Simpson (1-Scott Bull, 2-Jim Plunkett) vs. Los Angeles Rams |

Individual with Two-or-More Interceptions

| | | |
|--------------|----------|---|
| By 49ers: | 1/1/12 | Tarell Brown (1-Jerious Norwood, 1-Kellen Clemens) at St. Louis |
| | 1/15/95 | Eric Davis (2-Troy Aikman) vs. Dallas – NFC-C |
| By Opponent: | 12/21/08 | Ron Bartell (2-Shaun Hill) at St. Louis |
| | 1/9/99 | William White (2-Steve Young) at Atlanta – NFC-D |

Seven-or-More Sacks by Team

| | | |
|--------------|----------|---|
| By 49ers: | 1/3/10 | 49ers win at St. Louis, 28-6 (8) |
| | 1/6/85 | 49ers win vs. Chicago, 23-0 (9) – NFC-C |
| By Opponent: | 11/24/11 | Ravens win at Baltimore, 16-6 (9) |

Six-or-More Sacks by Team

| | | |
|--------------|----------|--|
| By 49ers: | 1/2/11 | 49ers win vs. Arizona, 38-7 (6) |
| | 1/28/90 | 49ers win at Denver, 55-10 (6) – SB XXIV |
| By Opponent: | 11/24/11 | Ravens win at Baltimore, 16-6 (9) |

THE LAST TIME...

DEFENSIVE TOTALS

Five-or-More Sacks by Team

| | | |
|--------------|----------|---|
| By 49ers: | 10/16/11 | 49ers win at Detroit, 25-19 (5) |
| | 1/9/93 | 49ers win vs. Washington, 20-13 (5) – NFC-D |
| By Opponent: | 12/11/11 | Cardinals win at Arizona, 21-19 (5) |

Individual with Three-or-More Sacks

| | | |
|--------------|----------|--|
| By 49ers: | 1/2/11 | Justin Smith (3.0; 2.0 of John Skelton, 1.0 of Richard Bartel) vs. Arizona |
| | 1/9/93 | Pierce Holt (3.0 of QB Mark Rypien) vs. Washington – NFC-D |
| By Opponent: | 11/24/11 | Terrell Suggs (3.0 of Alex Smith) at Baltimore |
| | 1/17/93 | Tony Casillas (3.0 of QB Steve Young) vs. Dallas – NFC-C |

Individual with Two-or-More Sacks

| | | |
|--------------|----------|--|
| By 49ers: | 12/19/11 | Aldon Smith (2.5 of Ben Roethlisberger) vs. Pittsburgh |
| | 12/29/96 | Bryant Young (2.0 of QB Ty Detmer) vs. Philadelphia – NFC-WC |
| By Opponent: | 11/24/11 | Terrell Suggs (3.0 of Alex Smith) at Baltimore |
| | 1/11/98 | Keith McKenzie (2.0 of QB Steve Young) vs. Green Bay – NFC-C |

Fumble Recovered for Touchdown

| | | |
|--------------|----------|---|
| By 49ers: | 10/4/09 | Ray McDonald recovered a Kyle Boller fumble and returned it 11 yards vs. St. Louis |
| | 12/26/71 | Bob Hoskins recovered a Gossett fumble in end zone vs. Washington – NFC-D |
| By Opponent: | 10/10/10 | Quintin Mikell recovered an Alex Smith fumble and returned it 52 yards vs. Philadelphia |
| | 1/4/97 | Antonio Freeman recovered an Edgar Bennet fumble in end zone at Green Bay – NFC-D |

SPECIAL TEAMS TOTALS

Kickoff Return for a Touchdown

| | | |
|--------------|----------|--|
| By 49ers: | 9/11/11 | Ted Ginn Jr., 102 yards vs. Seattle |
| | 1/11/98 | Chuck Levy, 95 yards vs. Green Bay – NFC-C |
| By Opponent: | 12/12/10 | Leon Washington, 92 yards vs. Seattle |
| | 1/29/95 | Andre Coleman, 98 yards at San Diego – SB XXIX |

Kickoff Return for a Touchdown on the Opening Kickoff

| | | |
|--------------|----------|---|
| By 49ers: | 11/10/08 | Allen Rossum, 104 yards at Arizona |
| | 12/23/72 | Vic Washington, 97 yards vs. Dallas – NFC-D |
| By Opponent: | | (could not find an instance when it occurred) |

Punt Return for a Touchdown

| | | |
|--------------|----------|---|
| By 49ers: | 9/11/11 | Ted Ginn Jr., 55 yards vs. Seattle |
| By Opponent: | 12/30/07 | Joshua Cribbs, 76 yards at Cleveland |
| | 1/4/97 | Desmond Howard, 71 yards at Green Bay – NFC-D |

Blocked Punt Recovered for Touchdown

| | | |
|--------------|----------|--|
| By 49ers: | 10/3/10 | Taylor Mays recovered Michael Koenen's punt (blocked by D. Zeigler) in the end zone at Atlanta |
| By Opponent: | 10/14/90 | Bobby Butler recovered Barry Helton's punt (blocked by Thomas) returned 35 yards at Atlanta |

Blocked Punt

| | | |
|--------------|----------|---|
| By 49ers: | 10/3/10 | Dominique Zeigler blocked Michael Koenen's punt at Atlanta |
| | 1/6/90 | Spencer Tillman blocked Bucky Scribner's punt vs. Minnesota – NFC-D |
| By Opponent: | 12/24/11 | Heath Farwell blocked Andy Lee's punt at Seattle |
| | 12/16/71 | Jon Jaqua blocked Steve Spurrier's punt vs. Washington – NFC-D |

Blocked PAT

| | | |
|--------------|----------|--|
| By 49ers: | 12/14/09 | Ray McDonald blocked a PAT attempt by Neil Rackers vs. Arizona |
| By Opponent: | 11/2/03 | Tyoka Jackson blocked a PAT attempt by Todd Peterson vs. St. Louis |

Missed (not blocked) PAT

| | | |
|--------------|----------|-------------------------|
| By 49ers: | 10/12/03 | Owen Pochman at Seattle |
| By Opponent: | 10/31/10 | Matt Prater vs. Denver |

Blocked Field Goal

| | | |
|--------------|---------|---|
| By 49ers: | 9/27/09 | Ray McDonald blocked a 44-yard attempt by Ryan Longwell at Minnesota |
| By Opponent: | 10/2/11 | Patrick Peterson blocked a 30-yard attempt by David Akers vs. Arizona |

THE LAST TIME...

SPECIAL TEAMS TOTALS

Blocked Field Goal returned for a TD

By 49ers: 9/27/09 Nate Clements, 59-yard return after Ray McDonald blocked a 44-yd. att. by Ryan Longwell at Minnesota
By Opponent: 11/15/87 Johnnie Poe, 61-yard after Reggie Sutton blocked a 39-yd. att. by Ray Wersching vs. New Orleans

Individual with Five-or-More Field Goals

By 49ers: 10/30/05 Joe Nedney (5-6) vs. Tampa Bay
By Opponent: 10/2/05 Neil Rackers (6-6) at Arizona
1/20/91 Matt Bahr (95-6) vs. New York Giants – NFC–C

Individual with Four-or-More Field Goals

By 49ers: 12/24/11 David Akers (4-5) at Seattle
1/24/82 Ray Wersching (4-4) at Cincinnati – SB XVI
By Opponent: 11/1/09 Matt Stover (4-4) at Indianapolis
1/20/91 Matt Bahr (5-6) vs. New York Giants – NFC–C

Individual with Three-or-More Field Goals

By 49ers: 12/24/11 David Akers (4-5) at Seattle
1/14/12 David Akers (3-3) vs. New Orleans – NFC–D
By Opponent: 11/24/11 Billy Cundiff (3-3) at Baltimore
1/11/98 Ryan Longwell (3-4) vs. Green Bay – NFC–C

Successful Onsides Kick

By 49ers: 11/13/11 David Akers kick recovered by 49ers Delanie Walker vs. New York Giants (2nd Q)
By Opponent: 1/1/12 Josh Brown kick recovered by Rams Bryan Kehl at St. Louis (4th Q)

Failed Onsides Kick Attempt

By 49ers: 11/8/09 Joe Nedney kick recovered by Gerald McRath vs. Tennessee (4th Q)
By Opponent: 11/6/11 Graham Gano kick recovered by Vernon Davis at Washington (4th Q)



**SUNDAY, SEPTEMBER 11
SEATTLE 17, SAN FRANCISCO 33
CANDLESTICK PARK**



The 49ers opened up the 2011 season with a 33–17 victory over the defending NFC West Division champion Seattle Seahawks, on the 10th anniversary of 9/11. After a scoreless 1st qtr., the 49ers got on the board with a 27–yd. FG by K David Akers, his first of four FGs on the afternoon. On the ensuing Sea. possession, LB Parys Haralson sacked and stripped Seahawks QB Tarvaris Jackson. The ball landed in the hands of DT Will Tukuafu, who registered his first–career FR on his first–career play from scrimmage. Four plays later, Akers tacked on his 2nd FG, giving the 49ers a 6–0 lead. After a 3–n–out stop by the 49ers defense, one of six on the day, QB Alex Smith drove the 49ers into the red zone, only to come away with Akers' 3rd FG. After a Seahawks punt, Smith and the offense took over from the Sea. 49 yd. line with 1:44 remaining in the half. The calm and steady Smith completed 4 of 4 pass atts. in the 2–minute drive and capped it off with a 1–yd. TD run, his first since 2006, to give SF a 16–0 halftime lead. The Seahawks responded on their first possession of the third qtr., marching down the field on a 9 play, 56 yd. drive and a 8–yd. TD pass from Jackson to WR Golden Tate, cutting the 49ers lead to 16–7. Sea. added a 39–yd. FG by K Steven Hauschka on the first play of the 4th qtr., making the score 16–10. The 49ers answered with a 15–play, 72 yd. drive that took over 9 minutes off the clock before Akers nailed his 4th FG, making the score 19–10. On the Seahawks next drive, Jackson found rookie WR Doug Baldwin for a 55–yd. TD recept., making it a one score game with just under 4 minutes to play. On the ensuing kickoff, WR Ted Ginn Jr. saw a hole and raced down the sideline for a 102–yd. kickoff return for a TD, the 49ers first KOR for a TD since 2008. The 49ers defense forced another Seahawks punt 59 seconds later and Ginn fielded the punt on his own 45 yd. line, found a crease, and darted for the end zone, sealing the game. Ginn became the 12 player in NFL history and the first in 49ers history to return a kickoff and a punt for a TD in same game.

NOTES: Head Coach Jim Harbaugh became the 6th 49ers head coach to win the season opener in his first year as head coach. He is just the 4th coach to do so at home. Harbaugh is also the 7th head coach in team history to win his first game (Jim Tomsula won his first game as interim head coach)... Harbaugh became the 8th 49ers head coach to win his first home game... Harbaugh became the first person in NFL history to pass for 25,000+ yards and win a game as a head coach. He passed for 26,288 yards & 129 TDs in his career... WR Ted Ginn Jr. posted the second longest kickoff return at home in franchise history after returning the kick 102 yards for the TD. It also marked the fourth longest in team history and the longest kick return since Allen Rossum registered a kickoff return of 104 yards at Ari. on 11/11/08... Ginn became the first player in franchise history to return a kickoff and punt for a TD in the same game...Ginn's returns marked the first time in franchise history that the 49ers have registered a kickoff return for a TD and a punt return for a TD in the same game...Ginn became the first player in NFL history to have a kickoff return for a TD and punt return for a TD in the same game on Kickoff Weekend...Ginn became the 12th player in NFL history to register a kickoff return for a TD and a punt return for a TD in the same game. The last player to do it was Bears WR Devin Hester vs. Den. (11/25/07)...Ginn's 268 total return yds. are the most in a single game in franchise history and ranks 15th in the NFL since 1950...Ginn's kickoff return for a TD marked the first time the 49ers have had a special teams TD on opening day since WR Otis Amey returned a punt 75–yds vs. St. Louis (9/11/05)... P Andy Lee set a new career–high in both gross avg. (59.6) and net avg. (54.2). His previous career–high was 57.2 gross avg. at Pit. (9/23/07) and 53.5 net avg. vs. Ten. (11/8/09)...Lee's 59.6 gross avg. is the highest single–game average in franchise history. The previous record was 57.2 set by Lee at Pit. (9/23/07)...Lee's 54.2 net avg. is the highest single–game net average for the 49ers since 1976.

| | 1st | 2nd | 3rd | 4th | Pts |
|----------------------|-----|-----|-----|-----|-----|
| Seattle | 0 | 0 | 7 | 10 | 17 |
| San Francisco | 0 | 16 | 0 | 17 | 33 |

- SF** – D. Akers, 27 FG (5–18, 2:12)
- SF** – D. Akers, 24 FG (4–3, 0:57)
- SF** – D. Akers, 31 FG (9–50, 6:38)
- SF** – A. Smith, 1 run (D. Akers) (6–49, 1:32)
- SEA** – G. Tate, 8 pass from T. Jackson (S. Hauschka) (9–56, 3:06)
- SEA** – S. Hauschka, 39 FG (11–64, 4:52)
- SF** – D. Akers, 18 FG (15–72, 9:01)
- SEA** – D. Baldwin, 55 pass from T. Jackson (S. Hauschka) (6–80, 1:58)
- SF** – T. Ginn Jr., 102 kickoff return (D. Akers)
- SF** – T. Ginn Jr., 55 punt return (D. Akers)

| TEAM STATISTICS | SEA | SF |
|------------------------|------------|-----------|
| First Downs | 18 | 12 |
| Net Yards Gained | 219 | 209 |
| Rushes/Yards | 22/64 | 32/85 |
| Net Yards Passing | 155 | 124 |
| Att/Comp/INT | 37/21/1 | 20/15/0 |
| Sacked/Yards Lost | 5/42 | 0/0 |
| Punts/Average | 7/48.9 | 5/59.6 |
| Fumbles/Lost | 3/2 | 1/0 |
| Penalties/Yards | 11/72 | 9/102 |
| Time of Possession | 28:53 | 31:07 |
| 3rd Down Efficiency | 5/15 (33%) | 1/12 (8%) |

RUSHING: 49ERS – F. Gore 22–59, A. Smith 7–22–1 TD, K. Hunter 2–4, T. Ginn Jr. 1–0... **SEAHAWKS** – M. Lynch 13–33, T. Jackson 4–13, B. Obo–manu 1–13, J. Forsett 3–3, M. Robinson 1–2.

RECEIVING: 49ERS – V. Davis 5–47, B. Edwards 3–27, F. Gore 3–19, J. Morgan 2–28, M. Crabtree 1–4, D. Walker 1–(–1)... **SEAHAWKS** – D. Baldwin 4–83–1 TD, M. Williams 4–34, J. Forsett 3–8, Z. Miller 2–19, M. Lynch 2–14, B. Obo–manu 2–12, A. McCoy 2–12, G. Tate 1–8–1 TD, L. Washington 1–7.

PASSING: 49ERS – A. Smith 20–15–124–0–0 TDs... **SEAHAWKS** – T. Jackson 37–21–197–1–2 TDs.

INTs: 49ERS – T. Brock 1–0... **SEAHAWKS** – None

SACKS: 49ERS – P. Haralson 2.0, J. Smith 2.0, R. McDonald 1.0... **SEAHAWKS** – None

49ERS TURNOVER RATIO: +3 (0 fumbles, 0 INTs/2 fumbles, 1 INT)

Weather: Cloudy
Temperature: 68 degrees
Wind: Southerly 15 mph
Playing Surface: Natural Grass
Time: 3:20
Attendance: 69,732



SUNDAY, SEPTEMBER 18
DALLAS 27, SAN FRANCISCO 24 (OT)
CANDLESTICK PARK



San Francisco's regime led by Jim Harbaugh and his new but experienced staff, entered the historic rivalry match against the Dallas Cowboys with something to prove at Candlestick Park. The 49ers started off as they had hoped, scoring 2 first-half TDs and blanking America's Team, but big pass plays late in the game would ultimately cause the Niners to fall short as they were edged 27-24 in overtime. Dallas opened the 1st qtr. marching down the field, but came up short after a failed 21-yd. FG attempt by K Dan Bailey. After exchanging the next couple of possessions, QB Alex Smith led the Niners on a 68-yd. drive, capped off by a 1-yd. TD by RB Frank Gore in the 2nd qtr. The 49ers front seven played strong, swarming and stopping the run, allowing Smith and the Niners to regain possession to take a 14-0 lead. The 12-yd. throw from Smith marked the first TD of WR Kyle Williams' career and the team's first passing TD of 2011. QB Tony Romo and the Cowboys answered before the half on a 71-yd. drive, capped off by a 53-yd. TD slant to WR Miles Austin, making it a one score game heading into the half. Dallas lost its starting QB for a brief stretch in the 3rd qtr., when it appeared Romo's rib injury - occurring on the 3rd play of the game - had become too much of a hindrance. Backup QB Jon Kitna started the 3rd qtr. and threw a tying TD pass and 2 INTs in relief. Displaying good ball skills and awareness, CB Tramaine Brock came up with his 2nd INT of the season in as many weeks, reacting to a Kitna tipped pass and coming up with the turnover. Smith and the 49ers took advantage of the Cowboys turnover with a deep pass down the right sideline to TE Delanie Walker for 29 yds. and the go-ahead TD entering the 4th qtr. K David Akers connected on a 55-yd. FG, marking the longest FG in Candlestick Park history, and the Niners built up a 10-pt. cushion. The Cowboys charged back from the 24-14 deficit when Romo hit Austin for a leaping 25-yd. TD, and then directed a 10-play, 44-yd. drive in the final 4 minutes that ended with an overtime-forcing, 48-yd. field goal. After the Cowboys' defense forced a punt on the 49ers first OT drive, Romo found backup WR Jesse Holley in stride for a 77-yd. gain that set up 19-yd. game-winning FG.

NOTES: The 49ers defense held the Cowboys to 7 yds. rushing (9 atts.) in the 1st half. The 7 yds. allowed tie for the fewest rush. yds. yielded in the 1st half by the 49ers since 12/18/95 vs. Min. (7 yds. on 8 atts.)...WR Kyle Williams hauled in an 12-yd. TD receipt. from QB Alex Smith. The TD receipt. for Williams was his 1st career NFL TD on just his 2nd career receipt....With a 75% completion percentage in Week 1 vs. Sea. (9/11/11) and a 66.7 % total in Week 2 vs. Dal. (9/18/11), it marks the 1st time since 11/12/06 at Det. (70.0%) and 11/19/06 vs. Sea. (76.0%) that Alex Smith has posted consecutive weeks with completion percentages of 66.7%-or-higher...S Donte Whitner notched his 1st INT as a Niner and 6th career INT. It marked his 1st INT since 12/5/10 at Min. as a member of the Buffalo Bills...CB Tramaine Brock recorded his 2nd career INT after CB Carlos Rogers batted it in the air. Brock notched his second INT in as many weeks...With INTs in back-to-back weeks, Brock became the 1st 49er to register an INT in consecutive games since CB Dre' Bly (12/20/09 at Phi. and 12/27/09 vs. Det.)...TE Delanie Walker caught a 29-yd. TD pass to record his 3rd career TD and 1st since 12/2/07 at Car...K David Akers connected on a 55-yd. FG, marking the 3rd longest FG in franchise history (Joe Nedney, 56 yds. at StL - 12/24/05 and Mike Cofer, 56 yds. at Atl. - 10/14/90). The 55-yarder is the 2nd longest of his career (57 yds. vs. NE - 9/14/03)...DT Ray McDonald registered his 7th career sack, marking the 1st time he has recorded sacks in multiple weeks since 9/13/09 at Arz. and 9/20/09 vs. Sea...The 49ers run defense has not allowed a 100-yd. rusher in the last 24 games, which marks the longest active streak in the NFL. The next closest team to not allow a 100-yd. rusher is Chicago (11)...The 49ers offense converted 8-16 third down atts. (50%), marking the 1st time the team has recorded at least 50% or better on third down since 11/29/10 at Arz. (7-13 - 53.8%)...The 49ers special teams unit ranks 1st in the NFL, averaging 43.8 yds. per kickoff return and t-1st with 1 TD.

| | 1st | 2nd | 3rd | 4th | OT | Pts |
|---------------|-----|-----|-----|-----|----|-----|
| Dallas | 0 | 7 | 7 | 10 | 3 | 27 |
| San Francisco | 0 | 14 | 7 | 3 | 0 | 24 |

- SF - F. Gore, 1 run (D. Akers) (11-68, 6:40)
- SF - K. Williams, 12 pass from A. Smith (D. Akers) (9-48, 4:23)
- DAL - M. Austin, 53 pass from T. Romo (D. Bailey) (4-71, 1:17)
- DAL - M. Austin, 5 pass from T. Romo (D. Bailey) (5-18, 2:09)
- SF - D. Walker, 29 pass from A. Smith (D. Akers) (1-29, 0:05)
- SF - D. Akers, 55 FG (4-9, 3:15)
- DAL - M. Austin, 25 pass from T. Romo (D. Bailey) (9-80, 4:17)
- DAL - D. Bailey, 48 FG (10-44, 4:03)
- DAL - D. Bailey, 19 FG (2-77, 0:50)

| TEAM STATISTICS | DAL | SF |
|---------------------|------------|------------|
| First Downs | 20 | 14 |
| Net Yards Gained | 472 | 206 |
| Rushes/Yards | 22/45 | 24/74 |
| Net Yards Passing | 427 | 206 |
| Att/Comp/INT | 43/26/2 | 24/16/1 |
| Sacked/Yards Lost | 1/5 | 6/47 |
| Punts/Average | 4/48.5 | 6/55.3 |
| Fumbles/Lost | 3/0 | 0/0 |
| Penalties/Yards | 8/83 | 5/25 |
| Time of Possession | 32:10 | 30:43 |
| 3rd Down Efficiency | 6/14 (43%) | 8/16 (50%) |

RUSHING: 49ERS - F. Gore 20-47-1 TD, A. Smith 3-21, A. Dixon 1-6...
COWBOYS - F. Jones 9-25, D. Murray 6-21, T. Choice 5-5, M. Austin 1-(-2), K. Ogletree 1-(-4).

RECEIVING: 49ERS - T. Ginn 4-38, J. Morgan 3-35, F. Gore 3-17, D. Walker 2-38-1 TD, V. Davis 2-18, B. Edwards 1-21, K. Williams 1-12-1 TD ...
COWBOYS - M. Austin 9-143-3 TDs, J. Witten 7-102, J. Holley 3-96, K. Ogletree 2-50, T. Choice 2-24, J. Phillips 1-8, F. Jones 1-5, D. Murray 1-4.

PASSING: 49ERS - A. Smith 24-16-179-1-2 TDs...
COWBOYS - T. Romo 33-20-345-0-2 TDs, J. Kitna 10-6-87-2-1 TD.

INTs: 49ERS - T. Brock 1-18, D. Whitner 1-0 ...
COWBOYS - A. Ball 1-15

SACKS: 49ERS - R. McDonald 1.0 ...
COWBOYS - J. Hatcher 2.0, J. Ratliff 1.0, D. Ware 2.0, A. Spencer 1.0

49ERS TURNOVER RATIO: +1 (0 fumbles, 1 INT/0 fumbles, 2 INTs)

Weather: Sunny
Temperature: 70 degrees
Wind: Northeast 3 mph
Playing Surface: Natural Grass
Time: 3:26
Attendance: 69,732



SUNDAY, SEPTEMBER 25
SAN FRANCISCO 13, CINCINNATI 8
PAUL BROWN STADIUM



The 49ers traveled to the Eastern time zone for a 10-day, two-game trip, opening up against the Cincinnati Bengals. With the chance to bounce back from a heartbreaking 27-24 OT loss against the Dallas Cowboys in Week 2, San Francisco did just that and survived a 13-8 opening road victory. The NFL's top-ranked rush defense limited Bengals RB Cedric Benson to just 64 yds. on 17 carries. It was the 25th straight game the 49ers haven't allowed a 100-yd. rusher, marking the longest active streak in the NFL. Passing right out of the gate, the Bengals and QB Andy Dalton completed 5 passes on the opening drive to get down to the Niners 2-yd. line. He couldn't, however connect with WR Jerome Simpson on 3rd and goal and the Bengals settled for a 22-yd. FG to start the game. The teams then traded punts throughout the 1st half and San Francisco went into the locker room down 3-0 as QB Alex Smith was 9 for 17 passing for 74 yds.. The 49ers held the ball for 5 minutes on the opening possession of the 2nd half, but could not advance past midfield. San Francisco did flip the field however after the Bengals were forced to punt on the next possession to finally give the Niners field position beyond their own 20-yd. line. The 49ers quickly took advantage when Smith hit TE Vernon Davis on a streak down the right side-line that took the ball all the way down to the Bengals 6-yd. line. A potential TD catch by WR Michael Crabtree was nullified after the officials ruled that he went out of bounds before returning to make a high-flying grab in the end zone. A Bengals personal foul, then set up a 1st and goal at the 5-yd. line, but the 49ers were stopped and settled for a K David Akers 23-yd. FG that tied the game 3-3. After a RB Frank Gore fumble deep in San Francisco territory, the Niners defense held Cincinnati to just a 23-yd. FG with 9:08 remaining in the 4th qtr. The 49ers answered with a 10-play, 72-yd. drive, capped off by a 7-yd. TD run by RB Kendall Hunter, putting the Niners in the lead 10-6. After Hunter's 1st career TD run, Dalton threw an INT that landed in the hands of LB Carlos Rogers and led to an eventual Akers' 53-yard field goal for a 13-6 lead. The crowd headed for the exits when S Reggie Smith intercepted Dalton once again with 1:45 left. The 49ers took a safety in running out the clock to collect their first road win at Cincinnati since 12/9/90 and improved their overall series record vs. Cincinnati to 11-3.

NOTES: The Niners improved their overall series record vs. Cincinnati to 11-3, including a record of 4-2 on the road...The 49ers beat a team from the AFC North division for the 1st time since beating the Bengals 20-13 at Candlestick Park (12/15/07)...The 49ers won for the 1st time at Cincinnati since 12/9/90, when they defeated the Bengals 20-17 in overtime...K David Akers made his 300th career field goal on a 23-yarder in the 3rd quarter, ranking him 6th among active players for career field goals made... TE Vernon Davis recorded his 6th career 100-yd game (last at GB - 12/5/10 - 126 yds.), finishing the day with 8 receipts. for 114 yds...Davis' 114 rec. yds. are the most by a TE in 2011... CB Carlos Rogers picked off Bengals QB Andy Dalton, marking his 1st INT as a 49er and 1st since 12/26/10 at Jax...S Reggie Smith sealed the victory for the 49ers after intercepting Dalton with 1:45 left on the game clock. The pick for Smith was his 1st since 12/12/10 vs. Sea...RB Kendall Hunter notched his first career TD on a 7-yd. run late in the 4th qtr. to give the 49ers a 10-6 lead. He finished the day with 9 carries for 26 yds. a 1 TD...Hunter also recorded the 1st receipt. of his career, finishing the day with 2 receipts. for 12 yds...FB Bruce Miller made his 1st career start...On the 1st play from scrimmage for Miller, he hauled in an 11-yd. receipt, also the 1st of his career...The 49ers defense held the Bengals offense to just one 3rd down conversion on the day (1-10, 10%), marking the lowest 3rd down conversion percentage allowed since 12/7/08 vs. NYJ (1-10, 10%)...According to Statspass, the one 3rd down conversion allowed ties for the fewest 3rd down conversions allowed by the team since 1991 (11 times, last 12/14/08 at Mia. - 1 for 7).

| | 1st | 2nd | 3rd | 4th | Pts |
|----------------------|-----|-----|-----|-----|-----|
| San Francisco | 0 | 0 | 3 | 10 | 13 |
| Cincinnati | 3 | 0 | 0 | 5 | 8 |

- CIN** - M. Nugent, 22 FG (12-76, 6:16)
- SF** - D. Akers, 23 FG (8-48, 4:21)
- CIN** - M. Nugent, 23 FG (5-11, 1:25)
- SF** - K. Hunter, 7 run (D. Akers) (10-72, 5:05)
- SF** - D. Akers, 53 FG (4-3, 1:38)
- CIN** - A. Lee, OB in end zone for Safety

| TEAM STATISTICS | SF | CIN |
|------------------------|------------|------------|
| First Downs | 16 | 14 |
| Net Yards Gained | 226 | 228 |
| Rushes/Yards | 29/50 | 20/79 |
| Net Yards Passing | 176 | 149 |
| Att/Comp/INT | 30/20/0 | 32/17/2 |
| Sacked/Yards Lost | 5/25 | 1/8 |
| Punts/Average | 7/45.7 | 7/45.3 |
| Fumbles/Lost | 3/1 | 1/1 |
| Penalties/Yards | 12/70 | 6/40 |
| Time of Possession | 35:20 | 24:40 |
| 3rd Down Efficiency | 5/15 (33%) | 1/10 (10%) |

RUSHING: 49ERS - F. Gore 17-42, K. Hunter 9-26-1 TD, B. Miller 1-2, V. Davis 1-(-2), A. Lee 1-(-18) ... **BENGALS** - C. Benson 17-64, B. Scott 2-10, A. Dalton 1-5.

RECEIVING: 49ERS - V. Davis 8-114, B. Miller 4-25, M. Crabtree 3-24, J. Morgan 2-17, K. Hunter 2-12, D. Walker 1-9 ... **BENGALS** - A. Caldwell 6-53, J. Gresham 4-51, A. Green 4-29, D. Lee 1-11, B. Leonard 1-7, J. Simpson 1-6.

PASSING: 49ERS - A. Smith 30-20-201-0-0 TD ... **BENGALS** - A. Dalton 32-17-157-2-0 TD.

INTs: 49ERS - R. Smith 1-11, C. Rogers 1-0 ... **BENGALS** - None

SACKS: 49ERS - A. Brooks 1.0 ... **BENGALS** - J. Fanene 2.0, F. Rucker 1.0, G. Atkins 1.0, D. Skuta 0.5, C. Crocker 0.5.

49ERS TURNOVER RATIO: +2 (1 fumble, 0 INTs/1 fumbles, 2 INTs).

Weather: Cloudy
Temperature: 71 degrees
Wind: East 2 mph
Playing Surface: FieldTurf
Time: 3:07
Attendance: 43,363



SUNDAY, OCTOBER 2
SAN FRANCISCO 24, PHILADELPHIA 23
LINCOLN FINANCIAL FIELD



The 49ers superb 2nd half play propelled them to a come-from-behind 24-23 victory against the Eagles within the confines of hostile Lincoln Financial Field. Coming off an impressive road victory against the Cincinnati Bengals a week prior, the Niners were looking to win consecutive road wins, something they have not done since 2006. Down 23-3, QB Alex Smith went to work in the 3rd qtr. and threw a career best 179 passing yds. in the qtr. Smith finished the day with a rating of 112.1, improving his record to 12-1 when he has a passer rating of 96.0 or better. After the Eagles went 3-and-out on their 1st possession of the game, the 49ers took over on the ensuing drive, moving the ball 65 yds. before stalling on a missed 44-yd. FG by PK David Akers. The Niners quickly regained possession after CB Carlos Rogers picked off Eagles QB Michael Vick for a 27 yd. return, but the 49ers could not capitalize on the Eagles turnover and were forced to punt the ball away. Vick and the Eagles then marched down the field on a 6-play, 76-yd. drive, capped off by a TE Clay Harbor 16-yd. TD recept. to give the Eagles a 7-0 lead. The two sides traded FGs their next possessions and the Eagles took a 13-3 lead before going into the half leading 20-3. A 49ers blocked FG on a 45-yd. attempt by David Akers opened the 2nd half and Eagles PK Alex Henery responded and made a 33-yd. FG to give the Eagles a 23-3 lead. The 49ers bounced back with a 4-play, 80-yd. drive, capped off by a WR Joshua Morgan 30-yd. TD recept. On the Niners next possession, Smith hit WR Michael Crabtree with a 38-yd. pass and finished the drive by hitting TE Vernon Davis with a 9-yd. TD recept. that made it a 23-17 game. After 2 Eagles missed FG's, the 49ers took over and Smith got them moving down the field. RB Frank Gore broke a big run for 25 yds. to open the drive. RB Kendall Hunter then broke a 14-yd. run to put the 49ers on the Philly 12-yd. line. Gore then ran in from 12 yards on the 77-yard drive that ended with his powerful surge into the end zone and a 24-23 lead. The Eagles had a chance to go down the field and score as Vick hit WR Jeremy Maclin for a 33-yd. pass. The drive then stalled after Vick hit Maclin again with a 17-yd. pass with, but DT Justin Smith forced a fumble that was recovered by S Dashon Goldson with 2:15 remaining for the 49ers to seal the victory and the comeback.

NOTES: Head coach Jim Harbaugh became the 3rd 49ers head coach to win his first two road games...The 49ers won consecutive road games for the 1st time since 2006, winning at Sea. (12/14) and at Den. (12/31)...The Niners were down 23-3 in the 3rd qtr. and came back to win 24-23. The 20-pt. deficit overcome by the team was the most since 10/20/96 vs. Cin. In that game, the Bengals led 21-0 in the 2nd qtr. and the 49ers came back to win 28-21...The 49ers defense forced 3 turnovers at Phi. (2 FR, 1 INT)...RB Frank Gore rushed for 127 yds. and a TD, marking his 25th career 100-yd. game. The 49ers are 18-7 when Gore hits the century mark on the ground...With 291 yds. on the day, QB Alex Smith surpassed the 10,000 passing yds. mark, making him the 6th QB in franchise history to pass for over 10,000 yds. Smith threw for 179 yds. in the 3rd qtr., marking the most passing yds. by him in any qtr. during his career. Smith finished the day with a rating of 112.1...WR Joshua Morgan caught his 1st TD of the season and 9th of his career on a 30-yd. recept. from QB Alex Smith. It also marked his 2nd consecutive game with a TD at Phi. (12/20/09)...DT Justin Smith stripped Eagles WR Jeremy Maclin with just over 2 minutes to go in the 4th qtr., marking his 2nd FF of the season and 11th of his career. The loose ball was recovered by S Dashon Goldson, marking his 1st FR of the season and 2nd of his career...CB Carlos Rogers recorded his 2nd INT of the season, picking off Eagles QB Michael Vick in the 1st quarter...Rookie LB Aldon Smith notched his 1.5 sacks...Rookie RB Kendall Hunter made his 1st career start, becoming the 1st rookie running back to start a game for the 49ers since Glen Coffee in 2009 (vs. Atl. - 10/11)...Rookie QB Colin Kaepernick made his 49ers debut.

| | 1st | 2nd | 3rd | 4th | Pts |
|----------------------|-----|-----|-----|-----|-----|
| San Francisco | 0 | 3 | 14 | 7 | 24 |
| Philadelphia | 7 | 13 | 3 | 0 | 23 |

- PHI** - C. Harbor, 16 pass from M. Vick (A. Henery) (6-76, 3:28)
- SF** - D. Akers, 37 FG (9-57, 4:46)
- PHI** - A. Henery, 32 FG (6-66, 2:14)
- PHI** - A. Henery, 32 FG (10-56, 4:08)
- PHI** - L. McCoy, 5 pass from M. Vick (A. Henery) (5-23, 0:54)
- PHI** - A. Henery, 33 FG (5-25, 2:14)
- SF** - J. Morgan, 30 pass from A. Smith (D. Akers) (4-80, 2:10)
- SF** - V. Davis, 9 pass from A. Smith (D. Akers) (5-77, 2:32)
- SF** - F. Gore, 12 run (D. Akers) (8-77, 3:28)

| TEAM STATISTICS | SF | PHI |
|------------------------|------------|------------|
| First Downs | 22 | 23 |
| Net Yards Gained | 442 | 513 |
| Rushes/Yards | 25/164 | 20/108 |
| Net Yards Passing | 278 | 405 |
| Att/Comp/INT | 33/21/0 | 46/30/1 |
| Sacked/Yards Lost | 3/13 | 2/11 |
| Punts/Average | 4/49.5 | 2/43.5 |
| Fumbles/Lost | 2/1 | 2/2 |
| Penalties/Yards | 5/40 | 5/55 |
| Time of Possession | 28:52 | 31:08 |
| 3rd Down Efficiency | 5/12 (42%) | 5/13 (38%) |

RUSHING: 49ERS - F. Gore 15-127-1 TD, K. Hunter 9-38, A. Smith 1-(-1)
... EAGLES - M. Vick 8-75, L. McCoy 9-18, R. Brown 3-15.

RECEIVING: 49ERS - M. Crabtree 5-68, V. Davis 4-45-1 TD, J. Morgan 3-65-1 TD, D. Walker 3-20, K. Hunter 2-62, F. Gore 2-12, B. Miller 1-15, K. Williams 1-4 ... **EAGLES** - J. Maclin 7-74, D. Jackson 6-171, J. Avant 6-69, L. McCoy 6-34-1 TD, C. Harbor 3-55-1 TD, O. Schmitt 1-11, B. Celek 1-2.

PASSING: 49ERS - A. Smith 33-21-291-0-2 TDs ... **EAGLES** - M. Vick 46-30-416-1-2 TDs.

INTs: 49ERS - C. Rogers 1-27 ... **EAGLES** - None

SACKS: 49ERS - Ald. Smith 1.5, R. McDonald 0.5 ... **EAGLES** - J. Babin 3.0.

49ERS TURNOVER RATIO: +2 (1 fumble, 0 INTs/2 fumbles, 1 INT).

Weather: Cloudy
Temperature: 54 degrees
Wind: South/Southeast 20 mph
Playing Surface: Grass
Time: 3:24
Attendance: 69,144



SUNDAY, OCTOBER 9
TAMPA BAY 3, SAN FRANCISCO 48
CANDLESTICK PARK



San Francisco flew past Tampa Bay in a 48–3 rout at Candlestick Park to move the team to 4–1 for the first time since 2002. RB Frank Gore ran for a TD in his second straight 100–yd. rushing game and QB Alex Smith threw 3 TDs on the day to deliver the 49ers most lopsided regular season victory since a 48–0 shutout of the Los Angeles Rams (12/27/1987). Smith’s first TD emerged after finding TE Delanie Walker in the end zone for a 26–yd. TD on the team’s opening drive. The Bucs and QB Josh Freeman answered marching 74 yds. down the field on 13 plays before settling for a 24–yd. FG and their only score of the game. On a pass intended for TE Kellen Winslow early in the 2nd qtr., CB Carlos Rogers extended his arms and his streak, collecting his 3rd straight INT in as many games, returning it 31 yds. for a TD and erasing RB Frank Gore’s fumble in the closing seconds of the 1st qtr. At 14–3, the Niners would again interrupt Tampa Bay’s game plan when rookie CB Chris Culliver picked off Freeman, leading to a 2–yd. TD run from Gore. Gore’s scoring run gave him 38 rushing TDs for his career, 4th on the franchise list. K David Akers later hit a 37–yd. FG to make it 24–3 heading into halftime. Smith hit 4 different receivers on completions of 12 yds. or longer in the 1st half. He opened the 3rd qtr. the same fashion as the 1st, but this time he found TE Vernon Davis in the end zone on a 23–yd. scoring strike to stretch the lead to 31–3. The Niners would settle for a 27–yd. FG their next possession before S Dashon Goldson forced a fumble that was picked up by LB Patrick Willis, prompting Davis to strike again for a 14–yd. TD recept., making his second score on the day. Smith finished the game with a QB rating of 127.2, marking the first time in his career he recorded a QB rating of 100+ in consecutive games (112.1 at Phi.). In the final minutes, rookie QB Colin Kaepernick joined the scoring frenzy and led the Niners 90 yds. on 11 plays, capped off with a 1–yd. TD run from RB Anthony Dixon. During the drive WR Joshua Morgan suffered a lower leg injury on the tackle after his 19–yd recept. was cut short near the goal line. Morgan tallied a game–high 5 receipts. for 75 yds. on the day.

NOTES: Head coach Jim Harbaugh became the 3rd 49ers head coach to win his first two road games...The 49ers won consecutive road games for the 1st time since 2006, winning at Sea. (12/14) and at Den. (12/31)...The Niners were down 23–3 in the 3rd qtr. and came back to win 24–23. The 20–pt. deficit overcome by the team was the most since 10/20/96 vs. Cin. In that game, the Bengals led 21–0 in the 2nd qtr. and the 49ers came back to win 28–21...The 49ers defense forced 3 turnovers at Phi. (2 FR, 1 INT)...RB Frank Gore rushed for 127 yds. and a TD, marking his 25th career 100–yd. game. The 49ers are 18–7 when Gore hits the century mark on the ground...With 291 yds. on the day, QB Alex Smith surpassed the 10,000 passing yds. mark, making him the 6th QB in franchise history to pass for over 10,000 yds. Smith threw for 179 yds. in the 3rd qtr., marking the most passing yds. by him in any qtr. during his career. Smith finished the day with a rating of 112.1...WR Joshua Morgan caught his 1st TD of the season and 9th of his career on a 30–yd. recept. from QB Alex Smith. It also marked his 2nd consecutive game with a TD at Phi. (12/20/09)...DT Justin Smith stripped Eagles WR Jeremy Maclin with just over 2 minutes to go in the 4th qtr., marking his 2nd FF of the season and 11th of his career. The loose ball was recovered by S Dashon Goldson, marking his 1st FR of the season and 2nd of his career...CB Carlos Rogers recorded his 2nd INT of the season, picking off Eagles QB Michael Vick in the 1st quarter...Rookie LB Aldon Smith notched his 1.5 sacks...Rookie RB Kendall Hunter made his 1st career start, becoming the 1st rookie running back to start a game for the 49ers since Glen Coffee in 2009 (vs. Atl. – 10/11)...Rookie QB Colin Kaepernick made his 49ers debut.

| | 1st | 2nd | 3rd | 4th | Pts |
|----------------------|-----|-----|-----|-----|-----|
| Tampa Bay | 3 | 0 | 0 | 0 | 3 |
| San Francisco | 7 | 17 | 10 | 14 | 48 |

- SF** – D. Walker, 26 pass from A. Smith (D. Akers) (4–50, 2:28)
- TB** – C. Barth, 24 FG (13–74, 6:28)
- SF** – C. Rogers, 31 INT return (D. Akers)
- SF** – F. Gore, 2 run (D. Akers) (5–57, 2:35)
- SF** – D. Akers, 37 FG (6–32, 2:23)
- SF** – V. Davis, 23 pass from A. Smith (D. Akers) (7–80, 5:17)
- SF** – D. Akers, 27 FG (10–57, 4:26)
- SF** – V. Davis, 14 pass from A. Smith (D. Akers) (4–36, 1:15)
- SF** – A. Dixon, 1 run (D. Akers) (11–90, 6:09)

| TEAM STATISTICS | TB | SF |
|------------------------|------------|-----------|
| First Downs | 14 | 28 |
| Net Yards Gained | 272 | 418 |
| Rushes/Yards | 23/86 | 36/213 |
| Net Yards Passing | 186 | 205 |
| Att/Comp/INT | 35/18/2 | 19/11/0 |
| Sacked/Yards Lost | 3/8 | 0/0 |
| Punts/Average | 6/43.2 | 1/38.0 |
| Fumbles/Lost | 1/1 | 1/1 |
| Penalties/Yards | 9/96 | 3/30 |
| Time of Possession | 28:57 | 31:03 |
| 3rd Down Efficiency | 7/16 (44%) | 2/7 (29%) |

RUSHING: 49ERS – F. Gore 20–125–1 TD, K. Hunter 9–65, T. Ginn 1–24, A. Dixon 2–4–1 TD, B. Miller 1–0, C. Kaepernick 2–(–)2, V. Davis 1–(–)3 ... **BUCCANEERS** – L. Blount 10–34, E. Graham 5–30, A. Bradford 5–13, K. Lumpkin 2–7, J. Freeman 1–2.

RECEIVING: 49ERS – J. Morgan 5–75, V. Davis 3–39–2 TDs, D. Walker 2–37–1 TD, M. Crabtree 2–36, F. Gore 2–18 ... **BUCCANEERS** – K. Winslow 5–54, M. Williams 4–28, A. Benn 3–46, L. Blount 2–31, D. Briscoe 2–18, P. Parker 1–13, K. Lumpkin 1–4.

PASSING: 49ERS – A. Smith 19–11–170–0–3 TDs, C. Kaepernick 3–3–35–0–0 ... **BUCCANEERS** – J. Freeman 33–17–2–0 TDs, J. Johnson 2–1–7–0–0.

INTs: 49ERS – C. Rogers 1–31–1 TD, C. Culliver 1–23 ... **BUCCANEERS** – None

SACKS: 49ERS – Ald. Smith 2.0, J. Smith 1.0 ... **BUCCANEERS** – None

49ERS TURNOVER RATIO: +2 (1 fumble, 0 INTs/1 fumble, 2 INTs).

Weather: Sunny
Temperature: 62 degrees
Wind: Northeast 6 mph
Playing Surface: Grass
Time: 3:02
Attendance: 69,732



SUNDAY, OCTOBER 16
SAN FRANCISCO 25, DETROIT 19
FORD FIELD



Inside the 2-minute warning, the 49ers silenced a rowdy sold out Ford Field as TE Delanie Walker stretched a 6-yd. recept. past the goal line for the game-winning TD over the previously unbeaten Detroit Lions. San Francisco snapped Detroit's 9-game win streak, in what was the league's longest active streak, with its 25-19 come-from-behind victory. The 49ers improved to 5-1 for the 1st time since 1998 and won their 3rd straight road game, something the Niners haven't done since 1992. On the 49ers 1st-offensive snap, QB Alex Smith dropped back, but was blindsided by Lions DE Kyle Vanden Bosch, who stripped and recovered the football giving the Lions possession in 49ers territory. After the defense held the Lions to a 25-yd. FG., the next drive LB Aldon Smith issued 1 of his 2 sacks on Lions QB Matthew Stafford for a safety in the 2nd qtr. The safety was the 1st for the 49ers since 12/7/03 vs. the Arizona Cardinals. In the closing minutes before the half, K David Akers tied his season-best with a 55-yarder to send the 49ers into the locker room with a 12-10 lead. With 5:43 remaining in the 4th qtr. and needing a TD to overcome a 4-point deficit of 19-15, WR Ted Ginn Jr. gave the 49ers excellent field position as he returned a punt 40 yds. to Detroit's 35-yd. line. With 1:56 remaining in the game and the 49ers facing a 4th and goal from the 6-yd. line, Walker lined up out wide at WR and caught Smith's line drive pass, dragging Lions S Louis Delmas in the process, for the game-winning TD. The play stood after video review confirmed the ball broke the plane of the goal line before Walker was down. Akers gave San Francisco a six-point lead with 1:02 to go on a 37-yd. FG. Detroit had a chance to drive for a tying FG or a go-ahead TD, but couldn't get a 1st down against a swarming defense that recorded 5 sacks on Stafford. Alex Smith was 17-of-32 for 125 yds., going early and often to WR Michael Crabtree, who matched a career high with 9 receipts. for 77 yds. RB Frank Gore rushed 15 times for 141 yds., including a season-long 55-yd. gain, and scored a TD that pulled the 49ers within 3 after they were outscored 10-0 in the 1st qtr. The 49ers run defense held the Lions to 18 rush attempts for 66 yds., extending their league-best 28-game streak without allowing a 100-yd. rusher. Smith guided the Niners to their 3rd, 4th qtr. come-from-behind road victory of the season, one short of tying QB Joe Montana with four (1989), for the most in 49ers history.

NOTES: Head coach Jim Harbaugh became the 3rd 49ers head coach to win his first three road games and became the 5th head coach in 49ers history to start 5-1...The 49ers won their first three road games for the first time since 1992...QB Alex Smith has led the 49ers on three come-from-behind victories this season (at Cin., at Phi. and at Det.), one short of tying QB Joe Montana with four (1989), for the most in 49ers history...The 49ers offense rushed for 203 yds. at Det. and 213 yds. last week vs. TB, marking the 1st time the team has rushed for over 200 yds. in back-to-back games since 1998 (12/6 at Car., 236 yds. and 12/14 vs. Det., 328 yds.)...The defense recorded 5 sacks on Lions QB Matthew Stafford...LB Aldon Smith recorded a career-high 2.0 sacks on the day. His first sack occurred in the end zone for a safety in the 2nd qtr. The safety by Smith was the 1st for the 49ers since 12/7/03 vs. Arz. when Cardinals RB Marcel Ship recovered a fumble in the end zone and was tackled by LB Jeff Ulbrich. Smith posted his second sack in the 4th qtr., which forced a fumble...RB Frank Gore rushed 15 times for 141 yds., including a season-long 55-yd. gain, and scored a TD that pulled the 49ers within 3 after they were outscored 10-0 in the 1st qtr...With 15 rush atts. on the day, RB Frank Gore moved into 3rd place in franchise history with 1,480 rush. atts., surpassing RB Joe Perry - 1,475 atts...WR Michael Crabtree hauled in 9 receipts. on the day, tying his career high (9 receipts. - 10/10/10 vs. Phi.)...K David Akers tied his season-best with a 55-yd. FG (t-3rd longest in franchise history) to send the 49ers into the locker room at half with a 12-10 lead...WR Brett Swain made his debut for the 49ers.

| | 1st | 2nd | 3rd | 4th | Pts |
|----------------------|-----|-----|-----|-----|-----|
| San Francisco | 0 | 12 | 3 | 19 | 25 |
| Detroit | 10 | 0 | 3 | 6 | 19 |

- DET** - J. Hanson, 25 FG (5-25, 2:01)
- DET** - B. Pettigrew, 16 pass from M. Stafford (J. Hanson) (7-69, 3:02)
- SF** - F. Gore, 1 run (D. Akers) (8-80, 4:47)
- SF** - Ald. Smith sacked M. Stafford in the end zone for a safety
- SF** - D. Akers, 55 FG (4-21, 0:55)
- DET** - J. Hanson, 24 FG (7-54, 2:12)
- SF** - D. Akers, 31 FG (6-67, 2:18)
- DET** - N. Burleson, 5 pass from M. Stafford (pass failed) (8-49, 2:55)
- SF** - D. Walker, 6 pass from A. Smith (D. Akers) (8-35, 3:38)
- SF** - D. Akers, 37 FG (4-6, 0:14)

| TEAM STATISTICS | SF | DET |
|------------------------|------------|------------|
| First Downs | 14 | 21 |
| Net Yards Gained | 314 | 310 |
| Rushes/Yards | 29/203 | 18/66 |
| Net Yards Passing | 111 | 244 |
| Att/Comp/INT | 32/17/1 | 50/28/0 |
| Sacked/Yards Lost | 2/14 | 5/49 |
| Punts/Average | 9/47.8 | 8/43.8 |
| Fumbles/Lost | 1/1 | 2/0 |
| Penalties/Yards | 15/120 | 6/54 |
| Time of Possession | 29:39 | 30:21 |
| 3rd Down Efficiency | 2/14 (14%) | 2/15 (13%) |

RUSHING: 49ERS - F. Gore 15-141-1 TD, K. Hunter 8-33, T. Ginn Jr. 2-21, A. Smith 2-5, B. Miller 1-3, A. Dixon 1-0 ... **LIONS** - J. Best 12-37, M. Morris 5-20, M. Stafford 1-9.

RECEIVING: 49ERS - M. Crabtree 9-77, T. Ginn Jr. 2-24, D. Walker 2-11-1 TD, V. Davis 2-8, F. Gore 2-5 ... **LIONS** - B. Pettigrew 8-42-1 TD, C. Johnson 7-113, J. Best 6-73, N. Burleson 4-34-1 TD, T. Young 1-14, W. Heller 1-9, M. Morris 1-8.

PASSING: 49ERS - A. Smith 32-17-125-1-1 TD ... **LIONS** - M. Stafford 50-28-293-0-2 TDs.

INTs: 49ERS - None ... **LIONS** - A. Spivey 1-30.

SACKS: 49ERS - Ald. Smith 2.0, J. Smith 1.5, A. Brooks 1.0, R. McDonald 0.5 ... **LIONS** - S. Tulloch 1.0, K. Vanden Bosch 1.0.

49ERS TURNOVER RATIO: -2 (0 fumbles, 0 INTs/1 fumble, 1 INT).

Weather: Dome
Playing Surface: Field Turf
Time: 3:39
Attendance: 62,061



SUNDAY, OCTOBER 30
CLEVELAND 10, SAN FRANCISCO 20
CANDLESTICK PARK



RB Frank Gore ran for 134 yds. and a TD, marking his fourth straight game with at least one score and over 125 yds. on the ground, as the 49ers beat the Cleveland Browns 20–10. The 49ers were built to stop the run and they did just that. For the 29th straight game, the 49ers did not allow a rusher to go over the century mark. San Francisco's defense registered four sacks, forced three fumbles and recorded an interception in winning their fifth straight game to up their record to 6–1 for the first time since 1998. The 49ers got off to a hot start in the 1st qtr., jumping on top 10–0. LB Ahmad Brooks sacked QB Colt McCoy on the 2nd play from scrimmage and DT Isaac Sopoaga scooped up the ball for a Niners 1st and 10 from Cleveland's 20. It took Gore three rushes for 14 yds. to punch it into the end zone for an early 7–0 lead. After a Cleveland punt, San Francisco charged up the field with Gore and RB Kendall Hunter combining for 50 rushing yds. on two plays. QB Alex Smith completed three passes, including a 17–yd. strike on T Joe Staley's first career recept., and the 49ers ended the 88–yd. drive with a 29–yd. FG by PK David Akers. After the two teams traded possessions, Smith guided San Francisco on a 12–play, 64–yd. drive and capped it with a WR Michael Crabtree 2–yd. TD recept., which marked his first of the season. Cleveland answered before the half with a 52–yd. FG, narrowing the score 17–3. Early in the 3rd qtr., Gore muscled up the middle for a 2–yard gain, moving him past RB Roger Craig (7,064 yds.) into 2nd place on the 49ers all–time career rushing list. Despite their early success on offense, the Niners were quiet for the majority of the 2nd half, as the Browns stopped six consecutive drives. With a little over six minutes left in the game, McCoy threw a 45–yd. TD strike to WR Joshua Cribbs, making it a one score game at 17–10. On the final Niners drive, Sopoaga caught his 1st career recept. for 18 yds. on a key 3rd and 4. The 11–play, 65–yd. drive would eventually set up an Akers' 26–yd. FG and the final score.

NOTES: Head Coach Jim Harbaugh became the 5th rookie head coach in 49ers history to start 6–1 ... San Francisco improved to 6–1 for the first time since 1998 and recorded their first five–game winning streak since 2001 ... The 49ers went undefeated in the month of October for the first time since 1997 ... Jim Harbaugh improved to 2–0 vs. the AFC North Division in 2011 ... The 49ers offense tallied 253 yds. in the 1st half, which are the most net yds. gained by the 49ers in the 1st half this season ... With 134 rushing yds. on the day, RB Frank Gore moved into 2nd place in franchise history for rushing yds., passing RB Roger Craig (7,064) ... RB Frank Gore scored his 5th rushing TD of the season on a 5–yd. rush, the 40th of his career ... Gore's TD marked the first time in his career that he scored a rushing TD in 4 consecutive games ... Gore tallied 103 rush. yds. in the 1st half, marking the 6th time in his career that he has hit the century mark in the 1st half. It is the 9th time in his career he had 100 rush. yds. in either half ... Left tackle Joe Staley hauled in the first reception of his career, taking it for a 17–yd. gain. Staley is the 1st 49ers offensive lineman to have a reception since C/G Chris Dalman (11/20/95 at Mia.). The 17–yd. recept. ties G Guy McIntyre for the longest recept. by an offensive lineman in franchise history (17 yds. on 9/18/88 vs. Atl.) ... DT Isaac Sopoaga recorded an 18–yd. recept., the 1st of his career. Since 1996, Sopoaga is t–3rd in the NFL for the most receiving yds. in a game by a defensive lineman ... WR Michael Crabtree hauled in his first TD recept. of the season and 9th of his career ... LB Ahmad Brooks tallied 2 sacks on the day ... Brooks has now notched a sack in back–to–back weeks for the 2nd time in his career (12/6/09 at Sea. – 1 sack and 12/14/09 vs. Arz. – 3 sacks) ... The fumble was recovered by DT Isaac Sopoaga, the 2nd fumble recovery of his career and 1st since 9/17/06 vs. StL ... With a FF in the 4th qtr., LB Parys Haralson ranks t–1st in the NFL with 3 FFs ... Rookie LB Aldon Smith registered his 6.5 sack of the season which ranks first among rookies in the NFL ... S Donte Whitner put a hit on Browns RB Chris Ogbonnaya in the 2nd qtr ... S Dashon Goldson picked off Browns QB Colt McCoy in the 3rd qtr., marking his first INT of the season and 6th INT of his career. It was also his first INT since 12/12/10 vs. Sea.

| | 1st | 2nd | 3rd | 4th | Pts |
|----------------------|-----|-----|-----|-----|-----|
| Cleveland | 0 | 3 | 0 | 7 | 10 |
| San Francisco | 10 | 7 | 0 | 3 | 20 |

- SF** – F. Gore, 4 run (D. Akers) (4–20, 1:35)
- SF** – D. Akers, 29 FG (11–88, 7:03)
- SF** – M. Crabtree, 2 pass from A. Smith (D. Akers) (12–64, 4:21)
- CLE** – P. Dawson, 52 FG (8–50) (1:31)
- CLE** – J. Cribbs, 45 pass from C. McCoy (P. Dawson) (8–80) (2:24)
- SF** – D. Akers, 26 FG (11–67, 4:21)

| TEAM STATISTICS | CLE | SF |
|------------------------|------------|------------|
| First Downs | 18 | 19 |
| Net Yards Gained | 290 | 348 |
| Rushes/Yards | 23/66 | 39/174 |
| Net Yards Passing | 224 | 174 |
| Att/Comp/INT | 34/22/1 | 24/15/0 |
| Sacked/Yards Lost | 4/17 | 1/3 |
| Punts/Average | 6/44.0 | 5/53.6 |
| Fumbles/Lost | 5/1 | 1/0 |
| Penalties/Yards | 5/39 | 5/40 |
| Time of Possession | 27:07 | 32:53 |
| 3rd Down Efficiency | 6/14 (43%) | 6/15 (40%) |

RUSHING: 49ERS – F. Gore 31–134–1 TD, K. Hunter 3–26, A. Smith 4–22, T. Ginn 1–(–8) ... **BROWNS** – J. Best 12–37, M. Morris 5–20, M. Stafford 1–9.

RECEIVING: 49ERS – M. Crabtree 5–54–1 TD, B. Edwards 4–42, V. Davis 2–27, J. Peelle 1–19, I. Sopoaga 1–18, J. Staley 1–17 ... **BROWNS** – J. Norwood 5–32, C. Ogbonnaya 5–24, G. Little 4–28, B. Watson 3–64, J. Cribbs 2–56–1 TD, E. Moore 2–17, A. Smith 1–20

PASSING: 49ERS – A. Smith 24–15–177–0–1 TD ... **BROWNS** – C. McCoy 34–22–241–1–1 TD

INTs: 49ERS – D. Goldson 1–0 ... **BROWNS** – None

SACKS: 49ERS – A. Brooks 2.0, Ald. Smith 1.0, P. Willis 1–0 ... **BROWNS** – P. Taylor 1.0

49ERS TURNOVER RATIO: +2 (0 fumbles, 0 INTs/1 fumble, 1 INT).

Weather: Sunny
Playing Surface: Natural Grass
Time: 3:06
Attendance: 69,732



SUNDAY, NOVEMBER 6
SAN FRANCISCO 19, WASHINGTON 11
FEDEX FIELD



San Francisco improved to 7-1 for the first time since 1997 and extended its 6-game winning streak after topping the Washington Redskins, 19-11, on the road. With all four of their road victories coming from Eastern time zone kickoffs, the 49ers remained unbeaten on the road for the first time since 1992. RB Frank Gore ran for 107 yds. on 19 carries and set a new franchise record with 5 consecutive 100-yd. rushing games. QB Alex Smith spread the ball out to 8 different receivers and connected on 17 of 24 passes for 200 yds. and a TD. The 49ers point-stingy defense forced three turnovers and converted them into 10 points. With less than a minute remaining in a scoreless 1st qtr., S Dashon Goldson intercepted QB John Beck's intended pass to TE Fred Davis near midfield. K David Akers cashed in on the turnover with a 52-yd. FG to become the first kicker in franchise history to make four 50+ yd. FGs in a season. After the two teams traded possessions, the Niners moved the ball back into Washington's territory after Smith scrambled for an 8-yd. gain. An explosive 27-yd. run by Gore and an 8-yd. gain from RB Kendall Hunter eventually set up another FG, this time for 34 yds. After Washington took the field with 1:41 remaining before halftime, LB Patrick Willis stripped the ball away from RB Roy Helu and S Donte Whitner recovered it for his 2nd career FR. On the first play having the ball back, Smith promptly hit rookie FB Bruce Miller for a 30-yd. TD pass to give the 49ers a 13-0 lead late in the 1st half. The Redskins avoided a 1st-half shutout thanks to K Graham Gano's franchise-record, 59-yd. FG as the 1st-half expired. The Redskins first play in the 3rd qtr. ended abruptly when LB Ahmad Brooks brought down Beck for a 3-yd. loss, picking up his 5th sack of the season. The Redskins went 3-and-out and Akers converted on a 45-yd. FG on the ensuing drive for a 16-3 lead. In the opening minutes of the 4th qtr., the 49ers burnt up 7:19 of the clock with a 10-play, 64-yd. drive capped off by a 20-yd. FG for a 19-3 advantage. Willis recorded his 2nd FF of the game in the 4th qtr., while his sidekick LB NaVorro Bowman scooped it up for his 2nd FR of the season. With 1:10 remaining, Beck connected with WR Jabar Gaffney on a 9-yd. pass for a TD and 2-point conversion. With Gano on the field to attempt an onside kick, TE Vernon Davis joined the 49ers special teams unit and secured the win with a fair catch.

NOTES: The 49ers improved their overall series record vs. the Redskins to 18-10-1 ... San Francisco improved to 7-1 and recorded its 1st 6-game winning streak since 1997 ... It marked the 1st time the 49ers have won at least 4 games in a season with a 10:00 am PT start since 1990 ... RB Frank Gore recorded 107 rushing yds. on 19 carries, setting a franchise record with 5 consecutive 100-yd. rushing games. He notched a 26-yd. rush in the 2nd qtr. marking his 5th consecutive game with at least one rush of 20+ yds ... K David Akers connected on a 52-yd. FG in the 2nd qtr., to become the 1st 49ers kicker in franchise history to make four 50+ yd. FGs in a season ... QB Alex Smith completed 17 of 24 passes for 200 yds. and a TD. He connected with 8 different receivers and posted a 109.7 rating ... FB Bruce Miller hauled in his 1st TD receipt. of his career on a 30-yd. pass from Smith. The 30-yd. TD receipt. also marked the longest receipt. of his career ... The 49ers did not allow a rushing TD at Was., extending their active streak of 8 consecutive games to not allow a rushing TD ... The defense registered 6 PDs on the day. Their 60 total PDs rank 1st in the NFL this season ... LB Patrick Willis recorded 2 FFs, marking his 2nd career game with 2 FFs (vs. Atl. 10/11/09) ... LB NaVorro Bowman recorded his 2nd FR of the season and 2nd of his career ... S Donte Whitner recovered his 1st FR of the season and 2nd of his career ... S Dashon Goldson picked off QB John Beck for his 2nd INT of the season and 7th of his career. The INT marked the 1st time in his career that he has recorded an INT in back-to-back games ... LB Ahmad Brooks tallied his 5th sack of the season and 18th of his career. The sack marked the 1st time in his career that he registered a sack in 3 consecutive games.

| | 1st | 2nd | 3rd | 4th | Pts |
|----------------------|-----|-----|-----|-----|-----|
| San Francisco | 0 | 13 | 3 | 3 | 19 |
| Washington | 0 | 3 | 0 | 8 | 11 |

- SF** - D. Akers, 52 FG (6-22, 2:42)
- SF** - D. Akers, 34 FG (6-39, 2:23)
- SF** - B. Miller, 30 pass from A. Smith (D. Akers) (1-30, 0:06)
- WAS** - G. Gano, 59 FG (7-32) (1:03)
- SF** - D. Akers, 45 FG (9-35, 4:48)
- SF** - D. Akers, 20 FG (10-64, 6:30)
- WAS** - J. Gaffney, 9 pass from J. Beck (J. Beck-L. Hankerson) (11-72, 2:56)

| TEAM STATISTICS | SF | WAS |
|------------------------|------------|------------|
| First Downs | 15 | 17 |
| Net Yards Gained | 326 | 303 |
| Rushes/Yards | 32/138 | 15/52 |
| Net Yards Passing | 188 | 251 |
| Att/Comp/INT | 24/17/0 | 47/30/1 |
| Sacked/Yards Lost | 2/12 | 1/3 |
| Punts/Average | 5/44.6 | 5/48.8 |
| Fumbles/Lost | 1/1 | 4/2 |
| Penalties/Yards | 9/55 | 3/35 |
| Time of Possession | 32:19 | 27:41 |
| 3rd Down Efficiency | 3/12 (25%) | 5/12 (42%) |

RUSHING: 49ERS - F. Gore 19-107, K. Hunter 8-25, A. Smith 4-9, D. Walker 1-(-3) ... **REDSKINS** - R. Helu 10-41, J. Beck 4-9, R. Torain 1-2.

RECEIVING: 49ERS - M. Crabtree 5-51, V. Davis 4-41, B. Edwards 2-30, D. Walker 2-15, B. Miller 1-30-TD, T. Ginn 1-14, K. Williams 1-12, F. Gore 1-7 ... **REDSKINS** - R. Helu 14-105, F. Davis 4-42, J. Gaffney 4-40-1TD, L. Hankerson 4-34, T. Austin 2-14, D. Young 1-12, R. Torain 1-7.

PASSING: 49ERS - A. Smith 24-17-200-0-1 TD ... **REDSKINS** - J. Beck 47-30-254-1-1

INTs: 49ERS - D. Goldson 1-0 ... **REDSKINS** - None

SACKS: 49ERS - A. Brooks 1.0 ... **REDSKINS** - R. Kerrigan 1.0, B. Orakpo 1.0

49ERS TURNOVER RATIO: +2 (1 fumbles, 0 INTs/2 fumbles, 1 INT).

Weather: Sunny
Playing Surface: Grass
Time: 3:03
Attendance: 78,032



SUNDAY, NOVEMBER 13
NEW YORK GIANTS 20, SAN FRANCISCO 27
CANDLESTICK PARK



The 49ers stopped a late Giants rally and secured their seventh straight victory, 27–20, in the Fox Sports ‘Game of the Week.’ The hero of the game on defense was DT Justin Smith who had seven tackles and his most important pass deflection in his career. With 34 seconds remaining in the game, Smith batted down Giants QB Eli Manning’s 4th–down pass from the 49ers 10–yd. line to end the Giants drive and any hopes of victory. “He’s having a great year, should be in the MVP conversation,” Head Coach Jim Harbaugh said of Justin Smith after his team improved to 8–1 for the first time since 1997. “He’s having that kind of a year for us. He’s got a huge heart.” QB Alex Smith was impressive, completing 19 of 30 passes for 242 yds. and 1 TD, while rushing for 27 yds. on 6 carries. The matchup began with K David Akers and Giants K Lawrence Tynes trading FGs in the 1st half. Akers connected on 4 for 4 FGs of the day, nailing them from 36, 52, 39 and 28 yds. His 52–yd. FG marked his 5th, 50+ yd. FG in as many tries. On the ensuing kickoff, San Francisco surprised the Giants with an onside kick, while TE Delanie Walker recovered the ball at the 47 yd. line. Akers finished the 7–play, 32–yd. drive with a 39–yd. FG with 1:49 remaining in the first half. Manning was then intercepted by CB Carlos Rogers, but was countered with a pickoff by CB Corey Webster to end the half with the 49ers leading 9–6. The 49ers started the 2nd half with a 10–play, 70–yd. drive to set up Akers’ 28–yarder for a 12–6 lead. Faced with a 3rd–and–6 from the 13, Manning responded and lofted a pass into the right corner of the end zone for WR Mario Manningham to come down inbounds for a TD and a 13–12 lead. After trading possessions, the 49ers took over at midfield following a 29–yd. punt. After a neutral zone infraction gave San Francisco a set of new downs, RB Kendall Hunter’s 6–yd. run put the ball at the 31. Smith found TE Vernon Davis for 31–yds. on the next play, who sprinted down the left sideline and leaped over the safety for the score. WR Michael Crabtree converted the 2–pt. conversion with a catch for a 20–13 lead with 13:22 to play. On the Giants’ next drive, Rogers notched his second INT of the day after picking off Manning for his first career multi–pick game. The 49ers next play featured Hunter slipping through the line and jaunting 17–yds. for a TD to increase the lead to 27–13. The Giants marched down the field and answered after WR Hakeem Nicks caught the ball and was tackled into the end zone, making it a 27–20 contest with 8:37 to go. After trading possessions the Giants pushed the ball back into 49ers territory to the 10, but New York was held to zero yds. over the next three plays.

NOTES: San Francisco improved to 8–1 for the first time since 1997 and recorded their first seven–game winning streak since 1997 ... Head Coach Jim Harbaugh became the 3rd rookie head coach in 49ers history to start 8–1 ... The 49ers run defense has not allowed a 100–yd. rusher in the last 31 games, which marks the longest active streak in the NFL ... K David Akers made 4–of–4 FGs, including a 52–yd. FG in the 2nd qtr. for his 5th 50+ yd. FG of the season ... The Niners successfully executed an onside kick in the 2nd qtr. after TE Delanie Walker recovered the kick by Akers. The last time the 49ers recovered an onside kick was 12/23/07 vs. TB (K Joe Nedney kick recovered by TE Delanie Walker) ... QB Alex Smith completed 19 of 30 passes for 242 yds. and 1 TD, while rushing for 27 yds. on 6 carries. Smith tossed his 11th TD of the season and 62nd of his career on a 31–yd. catch and run to TE Vernon Davis. The TD recept. by Davis ranks him t–1st in franchise history for the most TD receipts. among TEs (Brent Jones), with 33 career TDs ... WR Michael Crabtree converted on a 2–pt. conversion, his first and the first for the 49ers since 9/20/10 vs. NO ... CB Carlos Rogers recorded 2 INTs on the day to register his first career multi–pick game ... Following Rogers’ INT, rookie RB Kendall Hunter took a handoff 17 yds. for his 2nd career rushing TD ... LB Patrick Willis registered his 2nd sack of the season and 17th of his career after bringing down Giants QB Eli Manning ... TE Delanie Walker tied his career high with 6 receipts. for 69 yds.

| | 1st | 2nd | 3rd | 4th | Pts |
|------------------------|-----|-----|-----|-----|-----|
| New York Giants | 3 | 3 | 7 | 7 | 20 |
| San Francisco | 3 | 6 | 3 | 15 | 27 |

- NYG** – L. Tynes, 23 FG (14–75, 8:33)
- SF** – D. Akers, 36 FG (12–62, 6:02)
- NYG** – L. Tynes, 25 FG (13–73, 6:20)
- SF** – D. Akers, 52 FG (6–46, 4:05)
- SF** – D. Akers, 39 FG (7–32, 3:11)
- SF** – D. Akers, 28 FG (10–70, 3:46)
- NYG** – M. Manningham, 13 pass from E. Manning (L. Tynes) (10–84, 5:38)
- SF** – V. Davis, 31 pass from A. Smith (A. Smith–M. Crabtree) (4–50, 1:59)
- SF** – K. Hunter, 17 run (D. Akers) (1–17, 0:05)
- NYG** – H. Nicks, 32 pass from E. Manning (L. Tynes) (7–80, 3:44)

| TEAM STATISTICS | NYG | SF |
|------------------------|------------|------------|
| First Downs | 21 | 16 |
| Net Yards Gained | 395 | 305 |
| Rushes/Yards | 29/93 | 20/70 |
| Net Yards Passing | 302 | 228 |
| Att/Comp/INT | 40/26/2 | 30/19/1 |
| Sacked/Yards Lost | 1/9 | 2/14 |
| Punts/Average | 2/38.5 | 3/54.7 |
| Fumbles/Lost | 0/0 | 0/0 |
| Penalties/Yards | 6/45 | 5/35 |
| Time of Possession | 34:37 | 25:23 |
| 3rd Down Efficiency | 7/14 (50%) | 3/11 (27%) |

RUSHING: 49ERS – K. Hunter 6–40–1 TD, A. Smith 6–27, A. Dixon 2–10, F. Gore 6–0 ... **GIANTS** – B. Jacobs 18–55, D. Ware 9–34, E. Manning 2–4.

RECEIVING: 49ERS – D. Walker 6–29, B. Edwards 3–47, V. Davis 3–40–1 TD, T. Ginn 3–39, M. Crabtree 1–21, K. Williams 1–14, F. Gore 1–8, K. Hunter 1–4 ... **GIANTS** – V. Cruz 6–84, M. Manningham 6–27–1 TD, D. Ware 5–34, J. Ballard 3–35, H. Nicks 2–41–1 TD, B. Pascoe 2–23, B. Jacobs 2–17.

PASSING: 49ERS – A. Smith 30–19–242–1–1 TD ... **GIANTS** – E. Manning 40–26–311–2–2 TD

INTs: 49ERS – C. Rogers 2–0 ... **GIANTS** – C. Webster 1–0

SACKS: 49ERS – P. Willis 1.0 ... **GIANTS** – L. Joseph 1.0, O. Umenyiora 1.0

49ERS TURNOVER RATIO: +1 (0 fumbles, 1 INT/0 fumbles, 2 INTs).

Weather: Sunny
Wind: North 10 mph
Playing Surface: Natural Grass
Time: 3:28
Attendance: 69,732



SUNDAY, NOVEMBER 20
ARIZONA 7, SAN FRANCISCO 23
CANDLESTICK PARK



The 49ers forced five turnovers, allowed seven points and posted two sacks to defeat the Arizona Cardinals 23–7 on a soggy Sunday at Candlestick. San Francisco outgained Arizona 431 to 229 yds. of total offense. The 49ers also held the ball for 44:16, marking the highest time of possession for the team since 11/3/02 at Oak. (44:33 – 49ers 23, Raiders 20). RB Frank Gore rushed for 88 yds. while WR Michael Crabtree led all receivers with seven catches for 120 yds. QB Alex Smith completed 20 of 38 passes for 267 yds and two TDs with 1 INT. LB Patrick Willis, S Donte Whitner and S Dashon Goldson all intercepted passes by Cardinals QB John Skelton. Willis contributed with two Cardinals turnovers on their first four series, including an interception on a tipped pass by CB Tarell Brown and later a FF, both in Cardinals territory. Willis said it felt “unbelievable” to play on a team with a winning record for the first time in his five seasons. But he didn’t refer to the “winning season” as a rallying cry. “We just talked about this being a new season and what’s ahead of us,” said Willis. Leading 9–0 at the half, the 49ers put the game away with an 84–yd. TD drive to start the 2nd half. It consumed nearly eight minutes and gave them a 16–0 lead. Smith connected with WR Kyle Williams on a route near pylon and stretched the ball over the goal line as he was tackled to complete the TD. On the ensuing drive, Skelton sailed a pass over WR Larry Fitzgerald that Whitner caught in stride for the easy INT. Smith rallied San Francisco for another quick score by tossing his 13th TD of the season and 64th of his career on a 18–yd. catch to TE Vernon Davis. The TD receipt. by Davis now ranks him 1st in franchise history for the most TD receipts. among TEs (Brent Jones), with 34 career TDs. WR Larry Fitzgerald ended the 49ers’ shutout bid when he caught a 23–yd. TD pass from Cardinals QB Richard Bartel with 8:38 remaining in the game. San Francisco improved to 9–1 for the first time since 1997 and recorded their first eight–game winning streak since 1997. The 9–1 start also cemented the first winning season for the team since 2002 when they finished 10–6.

NOTES: San Francisco improved to 9–1 for the first time since 1997 and recorded their first eight–game winning streak since 1997 ... The Niners improved their overall series record vs. the Cardinals to 24–16, including 14–8 At Candlestick Park ... The 49ers offense held the ball for 44:16 in the game vs. Arz., marking the highest time of possession for the team since 11/3/02 at Oak. (44:33 – 49ers 23, Raiders 20) and the highest by any team in the NFL this season ... The 49ers defense registered 11 PDs on the day vs. the Cardinals, giving them 77 for the season. The 77 PDs rank first in the NFL this season ... LB Patrick Willis notched his first INT of the season and 5th of his career after picking off Cardinals QB John Skelton in the 1st qtr ... S Donte Whitner recovered a loose ball marking his 2nd FR of the season and 3rd of his career. In the 3rd qtr., Whitner recorded his 2nd INT of the season and 7th of his career. He returned the INT 48 yds., marking the second longest return of his career (76 yds. for a TD – 9/20/09 vs. TB) ... LB Ahmad Brooks registered his 6th sack of the season and 19th of his career after bringing down Skelton in the 1st qtr ... WR Kyle Williams set career–highs in both receipts. (5) and receiving yds. (54). Williams caught his 2nd career TD receipt. in the 3rd qtr. on an 8–yd. pass from QB Alex Smith ... The TD pass by Smith was his 12th of the season and 63rd of his career ... QB Alex Smith tossed his 13th TD of the season and 64th of his career on a 18–yd. catch to TE Vernon Davis. The TD receipt. by Davis now ranks him 1st in franchise history for the most TD receipts. among TEs (Brent Jones), with 34 career TDs ... K David Akers tallied 11 pts. vs. Arz., bringing his season total to 102 pts., which ranks 1st in the NFL ... WR Michael Crabtree hauled in 7 receipts. for 120 yds. marking his first 100–yd. receiving performance since 12/26/10 at StL. and 3rd of his career.

| | 1st | 2nd | 3rd | 4th | Pts |
|----------------------|-----|-----|-----|-----|-----|
| Arizona | 0 | 0 | 0 | 7 | 7 |
| San Francisco | 6 | 3 | 14 | 0 | 23 |

- SF** – D. Akers, 22 FG (9–59, 3:48)
- SF** – D. Akers, 43 FG (4–1, 0:59)
- SF** – D. Akers, 29 FG (13–75, 6:06)
- SF** – K. Williams, 8 pass from A. Smith (D. Akers) (13–84, 7:48)
- SF** – V. Davis, 18 pass from A. Smith (D. Akers) (4–37, 1:53)
- ARZ** – L. Fitzgerald, 23 pass from R. Bartel (J. Feely) (6–84, 2:36)

| TEAM STATISTICS | ARZ | SF |
|------------------------|------------|------------|
| First Downs | 11 | 25 |
| Net Yards Gained | 229 | 431 |
| Rushes/Yards | 11/80 | 49/164 |
| Net Yards Passing | 149 | 267 |
| Att/Comp/INT | 35/14/3 | 38/20/1 |
| Sacked/Yards Lost | 2/14 | 0/0 |
| Punts/Average | 6/46.5 | 3/45.3 |
| Fumbles/Lost | 3/2 | 0/0 |
| Penalties/Yards | 6/75 | 7/87 |
| Time of Possession | 15:44 | 44:16 |
| 3rd Down Efficiency | 1/9 (11%) | 8/21 (38%) |

RUSHING: 49ERS – F. Gore 24–88, A. Dixon 7–32, K. Hunter 11–27, A. Smith 7–17 ... **CARDINALS** – C. Taylor 1–34, B. Wells 8–33, R. Bartel 1–9, L. Stephens–Howling 1–4.

RECEIVING: 49ERS – M. Crabtree 7–120, V. Davis 5–67–1 TD, K. Williams 5–54–1 TD, K. Hunter 1–15, F. Gore 1–6, B. Miller 1–5 ... **CARDINALS** – E. Doucet 6–50, A. Roberts 3–51, L. Fitzgerald 3–41–1 TD, R. Maui’a 1–12, D. Sampson 1–9.

PASSING: 49ERS – A. Smith 38–20–267–1–2 TDs ... **CARDINALS** – J. Skelton 19–6–99–3–0 TDs, Bartel 16–8–64–0–1 TD.

INTs: 49ERS – D. Whitner 1–48, P. Willis 1–10, D. Goldson 1–2 ... **CARDINALS** – D. Washington 1–0.

SACKS: 49ERS – A. Brooks 1.0, A. Smith 1.0 ... **CARDINALS** – None.

49ERS TURNOVER RATIO: +4 (0 fumbles, 1 INT/2 fumbles, 3 INTs).

Weather: Rain
Wind: Southeast 15 mph
Playing Surface: Natural Grass
Time: 3:17
Attendance: 69,732



SUNDAY, NOVEMBER 24
SAN FRANCISCO 6, BALTIMORE 16
M&T BANK STADIUM



Although the 49ers had their eight-game winning streak end in the inaugural "Harbowl" on Thanksgiving night, Jim Harbaugh was thankful for the experience of coaching against Baltimore's John Harbaugh in the first NFL game with two brothers on opposite sidelines as head coaches. "I was proud to be part of it, proud to be part of the family," Jim said. "I was thankful on Thanksgiving. It was a wonderful thing." The hard-fought 16-6 contest became a national smash, which was the highest viewed NFL Network program in their eight-year history. Locked in a defensive battle for much of the game, San Francisco fell short due to a high-pressure Ravens defense that delayed the 49ers chances for at least one more week of clinching their first NFC West title since 2002. After Baltimore took a quick 3-0 lead on a 39-yd. FG on the opening drive, San Francisco cooled down the Ravens' offense on three straight drives, largely because the run game wasn't finding much success against the NFL's leading run-stopping unit. The 49ers knotted the game at three after K David Akers split the uprights for a 45-yd. FG near the end of the 1st qtr. On the fourth play of the 2nd qtr., QB Alex Smith connected with WR Ted Ginn Jr. in what would have been a 75-yd. TD, but it was called back on a chop block penalty and San Francisco had to punt. After trading possessions, the 49ers showcased the league's stingiest defense and denied Baltimore on three chances from inside the five. The Ravens settled for a 23-yd. FG, as the 49ers kept their streak alive as the only NFL team to not allow a rushing TD this season. San Francisco drove within striking distance before the half, but Smith's 35-yd. toss into the end zone intended for WR Braylon Edwards was intercepted by CB Lardarius Webb to keep it a 6-3 game at the half. The 49ers next scoring chance came after WR Michael Crabtree hauled in an 18-yd. pass from Smith on a third-and-17 in the 3rd qtr. Akers capped the 13-play opening drive that lasted over seven minutes with a game-tying 52-yd. FG, marking his 6th 50+ yd. FG this season. Akers is the only kicker in the NFL to be perfect from 50+ yds. (min. 4 atts.) this season. QB Joe Flacco and the Ravens responded with the game's decisive score on a 76-yd., 16-play drive that ended with an 8-yd. TD pass to TE Dennis Pitta with 14:56 left. The Ravens offense put the game away late in the 4th qtr. to take a 10-point lead on a 39-yd. FG.

NOTES: The game marked the first NFL game featuring brothers as opposing head coaches ... The 49ers defense has not allowed a TD in the first half in each of the past 5 games, which is the longest streak in franchise history and the most in the NFL since the Dallas Cowboys had 5 consecutive in 2008 ... The 49ers are the only team in the NFL to not allow a rushing TD in the first 11 games of the 2011 season. The current 11-game streak to not allow a rushing TD ranks t-1st in the NFL since 1970 ... The 49ers run defense has not allowed a 100-yd. rusher in the last 33 games, which marks the longest active streak in the NFL ... K David Akers connected on a 52-yd. FG in the 3rd qtr., marking his 6th, 50+ yd. FG this season ... P Andy Lee punted the ball 5 times, averaging 57.6 yds. per punt, marking the 3rd highest average in the NFL this season (min. 4 punts) for a single game.

| | 1st | 2nd | 3rd | 4th | Pts |
|----------------------|-----|-----|-----|-----|-----|
| San Francisco | 3 | 0 | 3 | 0 | 6 |
| Baltimore | 3 | 3 | 0 | 10 | 16 |

- BAL** – B. Cundiff, 39 FG (10-55, 4:39)
- SF** – D. Akers, 45 FG (9-41, 4:42)
- BAL** – B. Cundiff, 23 FG (6-60, 3:24)
- SF** – D. Akers, 52 FG (13-46, 7:30)
- BAL** – D. Pitta, 8 pass from J. Flacco (B. Cundiff kick) (16-76, 7:34)
- BAL** – B. Cundiff, 39 FG (8-39, 4:16)

| TEAM STATISTICS | SF | BAL |
|------------------------|------------|------------|
| First Downs | 12 | 16 |
| Net Yards Gained | 170 | 253 |
| Rushes/Yards | 21/74 | 35/92 |
| Net Yards Passing | 96 | 161 |
| Att/Comp/INT | 24/15/1 | 23/15/0 |
| Sacked/Yards Lost | 9/44 | 0/0 |
| Punts/Average | 5/57.6 | 4/42.5 |
| Fumbles/Lost | 1/0 | 0/0 |
| Penalties/Yards | 7/97 | 3/20 |
| Time of Possession | 28:52 | 31:08 |
| 3rd Down Efficiency | 2/12 (17%) | 7/15 (47%) |

RUSHING: 49ERS – F. Gore 14-39, K. Hunter 4-14, A. Smith 2-12, T. Ginn 1-9 ... **RAVENS** – R. Rice 21-59, R. Williams 7-29, J. Flacco 6-2, V. Leach 1-2.

RECEIVING: 49ERS – M. Crabtree 6-54, V. Davis 4-38, T. Ginn 3-2, K. Hunter 1-13, F. Gore 1-9, B. Edwards 1-5 ... **RAVENS** – A. Boldin 4-63, R. Rice 3-24, T. Smith 2-23, D. Pitta 2-19, E. Dickson 2-15, V. Leach 1-10, L. Evans 1-8, R. Williams 1-(-1).

PASSING: 49ERS – A. Smith 24-15-140-0-0... **RAVENS** – J. Flacco 23-15-161-1TD-0.

INTs: 49ERS – None ... **RAVENS** – L. Webb 1-0

SACKS: 49ERS – None ... **RAVENS** – T. Suggs 3.0, C. Redding 2.5, H. Ngata 2.0, T. Zbikowski 1.0, L. Webb 0.5

49ERS TURNOVER RATIO: -1 (0 fumbles, 1 INT/0 fumbles, 0 INT).

Weather: Clear
Playing Surface: Turf
Time: 2:44
Attendance: 71,345



**SUNDAY, DECEMBER 4
ST. LOUIS 0, SAN FRANCISCO 26
CANDLESTICK PARK**



RB Frank Gore became the 49ers all-time leading rusher and San Francisco clinched the NFC West Division title for the first time in nine years by shutting out the St. Louis Rams, 26-0. Gore needed 22 yds. to surpass 49ers and Pro Football Hall of Famer Joe Perry's all-time mark of 7,344 yds., and did so with a 2-yd. run off the right edge in the 2nd qtr. "I have the utmost respect for him as a person and as a player," head coach Jim Harbaugh said. "It's a powerful thing to set that kind of a record." Harbaugh joined George Seifert (1989) and Steve Mariucci (1997) as the only rookie head coaches in 49ers history to win the NFC West Division in their first year as head coach. "It's the first step," noted QB Alex Smith. "We talked about it all week, win the division." Smith completed 17 of 23 pass atts. for 274 yds., 2 TDs and a QB rating of 142.3, setting a new single-game career-high. He also registered TD passes of 52 yds. and 56 yds., marking the first time of his career that he's had two, 50-plus yd. TD passes in the same game. After trading possessions on the first two drives, the 49ers went 46 yds. in 10 plays before K David Akers nailed a 36-yd. FG to give San Francisco a 3-0 lead with 4:54 remaining in the 1st qtr. On the ensuing series, LB Patrick Willis injured his right hamstring while trying to tackle Rams FB Brit Miller after an 18-yd. catch. Willis did not return to the game and watched the 2nd half on the sideline. Early in the 2nd qtr., DT Ray McDonald stripped the ball from Rams QB A.J. Feeley and was recovered by LB Aldon Smith at the Rams 6-yd. line. The turnover led to Akers' second FG, this time a 19-yd. chip shot to make it 6-0. Gore broke off a 20-yd. run to highlight their next 10-play, 55-yd. drive before the half and Akers booted a 28-yarder for his 31st of the year, topping K Jeff Wilkins' single-season franchise mark of 30 set in 1996. With the 49ers leading 9-0, the Rams got the ball into San Francisco territory on their first possession of the 2nd half, but the drive ended after S Dashon Goldson picked off an underthrown, deep pass in the middle of the field. San Francisco then marched 88 yds. in four plays as WR Michael Crabtree broke free down the middle of the field for a 52-yd. score to make it 16-0. After the Rams punted on the ensuing drive, Akers knocked a 34-yd. FG through the uprights to make it 19-0. The final score came in the 4th qtr. when Smith connected with WR Kyle Williams on a slant, who then outran a host of Rams for a 56-yd. catch and run TD, marking the longest play from scrimmage of the year. "This was something that we as a team really wanted," said Gore after waiving a giant 49ers flag all the way back into the celebratory locker room. "It has been the same group of guys that have been here for a while and since we have been here that has been our goal. This year has been a great opportunity to get it and we don't want to let it get away."

NOTES: San Francisco clinched the NFC West Division title for the first time since 2002 and registered their first shutout of the season, 26-0 ... RB Frank Gore (7,396) passed 49ers and Pro Football Hall of Famer Joe Perry (7,344) for most rushing yds. in franchise history ... K David Akers connected on 4 of 4 FGs on the day, giving him 32 made FGs on the season. He became the all-time leader for the most FGs in a single season in franchise history, passing K Jeff Wilkins (30 FGs in 1996) ... The 49ers defense limited the Rams to just 31 yds. rushing and did not allow a rushing first down ... QB Alex Smith completed 17 of 23 pass atts. for 274 yds., 2 TDs and a QB rating of 142.3, setting a new single-game career-high. Smith connected with WR Michael Crabtree on a 52-yd. TD pass in the 3rd qtr. Smith found WR Kyle Williams on a 56-yd. TD in the 4th qtr., marking the longest play from scrimmage of the year ... LB Aldon Smith registered 2.0 sacks on the day, giving him a team-high 9.5 sacks on the season ... DT Ray McDonald registered his first career FF after taking down Rams QB A.J. Feeley in the 2nd qtr., marking his 4th sack of the season and 9th of his career. The loose ball was recovered by LB Aldon Smith for his first career FR ... LB Larry Grant recorded his first sack as a 49er and the 4th of his career ... S Dashon Goldson tied his career high with his 4th INT of the season and 9th of his career.

| | 1st | 2nd | 3rd | 4th | Pts |
|----------------------|-----|-----|-----|-----|-----|
| St. Louis | 0 | 0 | 0 | 0 | 0 |
| San Francisco | 3 | 6 | 10 | 7 | 26 |

- SF** - D. Akers, 36 FG (10-46, 5:42)
- SF** - D. Akers, 19 FG (4-5, 2:14)
- SF** - D. Akers, 28 FG (10-55, 3:52)
- SF** - M. Crabtree, 52 pass from A. Smith (D. Akers kick) (4-88, 1:46)
- SF** - D. Akers, 34 FG (7-47, 4:02)
- SF** - K. Williams, 56 pass from A. Smith (D. Akers kick) (3-60, 1:40)

| TEAM STATISTICS | STL | SF |
|------------------------|------------|------------|
| First Downs | 10 | 18 |
| Net Yards Gained | 157 | 389 |
| Rushes/Yards | 23/31 | 34/144 |
| Net Yards Passing | 126 | 245 |
| Att/Comp/INT | 22/12/1 | 25/17/0 |
| Sacked/Yards Lost | 4/30 | 4/29 |
| Punts/Average | 8/39.6 | 5/45.2 |
| Fumbles/Lost | 1/1 | 1/0 |
| Penalties/Yards | 5/35 | 8/72 |
| Time of Possession | 23:56 | 36:04 |
| 3rd Down Efficiency | 3/13 (23%) | 4/14 (29%) |

RUSHING: 49ERS - F. Gore 21-73, K. Williams 1-25, T. Ginn 1-16, D. Walker 1-14, A. Smith 2-10, K. Hunter 5-4, A. Dixon 3-2 ... **RAMS** - J. Norwood 11-19, S. Jackson 10-19, B. Miller 1-(-1), A. Pettis 1-(-6).

RECEIVING: 49ERS - V. Davis 5-32, M. Crabtree 4-96, T. Ginn 4-56, K. Williams 2-66, K. Hunter 2-24 ... **RAMS** - B. Gibson 4-42, A. Pettis 3-33, B. Lloyd 1-34, B. Miller 1-18, S. Jackson 1-11, D. Alexander 1-10, N. Miller 1-8.

PASSING: 49ERS - A. Smith 23-17-274-0-2 TDs, C. Kaepernick 2-0-0-0-0 TD ... **RAMS** - A. Feeley 22-12-156-1-0 TD.

INTs: 49ERS - D. Goldson 1-13 ... **RAMS** - None.

SACKS: 49ERS - A. Smith 2.0, L. Grant 1.0, R. McDonald 1.0 ... **RAMS** - C. Long 2.0, J. Hall 1.0, J. Laurinaitis 1.0.

49ERS TURNOVER RATIO: +2 (0 fumbles, 1 INT/1 fumbles, 0 INT).

Weather: Sunny
Wind: West 2 mph
Playing Surface: Natural Grass
Time: 2:55
Attendance: 69,732



SUNDAY, DECEMBER 11
SAN FRANCISCO 19, ARIZONA 21
UNIVERSITY OF PHOENIX STADIUM



A week after clinching the NFC West Division title, the 49ers lost to Arizona, 21–19. K David Akers connected on 4 for 5 FG attempts, setting career highs in both FGs (36) and FGAs (42) in a single season. RB Frank Gore notched his 5th, 1,000–yd. rushing season of his career, rushing for 72 yds. and 1 TD on 10 carries. The 49ers opened the scoring on their second possession of the game, courtesy of DT Justin Smith, who stopped QB Kevin Kolb on the opening drive with a fumble–forcing sack on 3rd down. Kolb suffered a head injury during the drive and was replaced by QB John Skelton. San Francisco got the ball on its 43 and Akers knocked through a 46–yd. FG to give San Francisco a 3–0 lead. After both teams traded possessions, WR Ted Ginn Jr. returned a punt 52 yds. down to the Cardinals’ 4–yd. line on the final play of the 1st qtr. The offense stalled though, and Akers nailed a 22–yd. FG for a 6–0 advantage. On the following drive, rookie LB Aldon Smith stripped the ball from Skelton on 3rd–n–7, while DT Ray McDonald picked up the loose ball for his first FR of the season. The 49ers moved to the Arizona 40, where Akers lined up for a 50–yd. FG attempt, but holder P Andy Lee stood up suddenly and tossed the ball to C Jonathan Goodwin for the apparent score on the fake FG attempt. The whistle blew mid–play, with Cardinals head coach Ken Whisenhunt challenging the previous play, a pass from QB Alex Smith to WR Kyle Williams. Due to a replay system malfunction, the play was repeated, but Akers’ 50–yd. attempt was wide right. On the ensuing play, Skelton threw over the middle to WR Early Doucet, as he raced 60 yds. for the score and a 7–6 lead with 7:10 left in the half. San Francisco responded on its next drive with a 10–play, 69–yd. march, that was capped by a 27–yd. FG from Akers to go ahead 9–7. Akers also connected on his 4th FG of the half from 22–yds out to put the 49ers up 12–7 heading into the locker room. After the break, Aldon Smith brought down Skelton for his 10.5 sack of the season and forced a punt. He became the first 49er to record double–digit sacks since 2002 and ranks 1–2nd among all rookies in franchise history. The 49ers took over from the Arizona 37, and on the first play, Gore raced 37 yds. for the score. It marked the 49ers longest TD run of the season. The Cardinals responded on their ensuing drive when Skelton connected with WR Larry Fitzgerald for a 46–yd. TD strike. Trailing 19–14, Arizona took the lead for good on a 6–play, 78–yd. drive, capped off by a 3–yd. TD catch by WR Andre Roberts to put the Cardinals ahead 21–19. Following the score, the teams swapped punts before San Francisco got the ball back with 2:51 to play. They got as far as their own 41 before Smith’s pass on 4th and 1 was knocked down, sealing the win for the Cardinals.

NOTES: Dating back to last season, the 49ers defense has not allowed a rushing TD in 14 consecutive games, which ranks 1st in team history and 2nd in the NFL since 1970 ... San Francisco is the only team in the NFL to not allow a rushing TD in the first 13 games of the 2011 season. The current 13–game streak to not allow a rushing TD in a single season ranks 1st in the NFL since the 1970 merger and 1st since the 1920 Decatur Staleys ... The 49ers run defense has not allowed a 100–yd. rusher in the last 35 games, marking the longest active streak in the NFL ... RB Frank Gore notched his 5th 1,000–yd. rushing season of his career, recording 72 yds. on 10 carries and 1 TD ... K David Akers became the all–time leader in FG attempts in franchise history, connecting on 4 of 5 FGs of the day, giving him single–season career–highs in FGs made (36) and FGs attempted (42). His 135 points this season ranks 1st in the NFL and 3rd in franchise history ... DT Justin Smith recorded his 5.5 sack on the season and knocked the ball loose to record his 3rd FF of the year ... LB Aldon Smith became the first 49er to record double–digit sacks since 2002 after taking down QB John Skelton for his 10.5 sack of the season. Smith ranks 1–2nd among all rookies in franchise history since 1982 ... Smith notched his 2nd FF of the season ... DT Ray McDonald picked up a loose ball for his 1st FR of the season ... S Dashon Goldson recorded a career–high 5th INT of the season ... CB Tarell Brown notched his 1st INT of the season and 6th of his career.

| | 1st | 2nd | 3rd | 4th | Pts |
|----------------------|-----|-----|-----|-----|-----|
| San Francisco | 3 | 9 | 7 | 0 | 19 |
| Arizona | 0 | 7 | 7 | 7 | 21 |

- SF** – D. Akers, 46 FG (11–15, 5:16)
- SF** – D. Akers, 22 FG [4–(–1), 0:58]
- ARZ** – E. Doucet, 60 pass from J. Skelton (J. Feely kick) (1–60, 0:11)
- SF** – D. Akers, 27 FG (10–69, 5:12)
- SF** – D. Akers, 22 FG (6–12, 1:10)
- SF** – F. Gore, 37 run (D.Akers kick) (1–37, 0:09)
- ARZ** – L. Fitzgerald, 46 pass from J. Skelton (J. Feely kick) (6–80, 3:20)
- ARZ** – A. Roberts, 3 pass from J. Skelton (J. Feely kick) (6–78, 3:26)

| TEAM STATISTICS | SF | ARZ |
|------------------------|------------|------------|
| First Downs | 12 | 12 |
| Net Yards Gained | 233 | 325 |
| Rushes/Yards | 21/90 | 23/55 |
| Net Yards Passing | 143 | 270 |
| Att/Comp/INT | 37/18/0 | 29/20/2 |
| Sacked/Yards Lost | 5/32 | 2/14 |
| Punts/Average | 7/53.1 | 7/46.6 |
| Fumbles/Lost | 0/0 | 2/1 |
| Penalties/Yards | 5/35 | 4/45 |
| Time of Possession | 30:56 | 29:04 |
| 3rd Down Efficiency | 3/17 (18%) | 3/14 (21%) |

RUSHING: 49ERS – F. Gore 10–72, K. Hunter 8–20, K. Williams 1–7, A. Smith 1–(–3), D. Walker 1–(–6) ... **CARDINALS** – C. Wells 15–27, J. Skelton 6–25, L. Stephens–Howling 2–3.

RECEIVING: 49ERS – M. Crabtree 7–63, K. Williams 4–42, K. Hunter 2–19, T. Ginn 2–14, B. Miller 2–5, V. Davis 1–32 ... **CARDINALS** – L. Fitzgerald 7–149, E. Doucet 3–73, J. King 3–16, L. Stephens–Howling 2–22, C. Taylor 2–13, A. Roberts 2–8, C. Wells 1–3.

PASSING: 49ERS – A. Smith 37–18–175–0–0 TD ... **CARDINALS** – J. Skelton 28–19–282–2–3 TDs, K. Kolb 1–1–2–0–0 TD.

INTs: 49ERS – D. Goldson 1–17, T. Brown 1–(–1) ... **CARDINALS** – None.

SACKS: 49ERS – A. Smith 1.0, J. Smith 1.0 ... **CARDINALS** – C. Campbell 1.0, D. Dockett 1.0, N. Eason 1.0, P. Peterson 1.0, D. Washington 1.0.

49ERS TURNOVER RATIO: +2 (0 fumbles, 0 INT/0 fumbles, 2 INT).

Weather: Sunny
Wind: South East 8 mph
Playing Surface: Natural Grass
Time: 3:07
Attendance: 60,808



SUNDAY, SEPTEMBER 25
SAN FRANCISCO 13, CINCINNATI 8
PAUL BROWN STADIUM



The San Francisco 49ers 20–3 victory over the Pittsburgh Steelers on Monday Night Football has once again put the NFC West champions in the lead for the second seed in the NFC. The 49ers improved to 11–3, recording their first 11–win season since 2001. San Francisco also became the first team in NFL history to not allow a rushing TD in its first 14 games of a season. QB Alex Smith finished the night connecting on 18 of 31 passes for 187 yds. and 1 TD. With QB Ben Roethlisberger’s health status up in the air heading into the game, the 49ers made sure the 6–foot–5 passer was never comfortable standing in the pocket. Rookie LB Aldon Smith recorded 2.5 sacks on the night and 7 QB hits. Since sacks became an official statistic in 1982, Smith’s 13.0 sacks on the season are the highest total by a rookie in franchise history. The INTs came early for the 49ers defense, when CB Carlos Rogers recorded his sixth INT of the season in the 49ers end zone, returning the ball to the 27 yard line. The 49ers went on a 17–play drive that was capped off with a 22–yd. FG by K David Akers. S Dashon Goldson snagged an overthrown pass at the 49ers 34–yd. line on the Steelers next series to match Rogers’ team–leading sixth INT of the season. Like Rogers, Goldson’s takeaway set up a 38–yd. FG by Akers, putting him atop San Francisco’s single–season scoring record with 143 pts, surpassing a mark previously held by Hall of Fame WR Jerry Rice (138 pts. in 1987). The Steelers drove the ball into 49ers territory, but were pushed back to their own 42–yd. line following back–to–back penalties. The Steelers avoided a shutout thanks to K Shaun Suisham’s 51–yd. FG on their first series after halftime. That FG pulled Pittsburgh closer at 6–3. The 49ers surged ahead 13–3 later in the 3rd qtr., when Smith tossed a 1–yd. TD pass to TE Vernon Davis, who made a 21–yd. recept. on the previous play. RB Frank Gore increased the Niners lead to 20–3, capped by Akers’ PAT, on a 5–yd run for his 4th rushing TD in seven MNF games.

NOTES: San Francisco improved to 11–3 and recorded its first 11–win season since 2001 ... The 49ers improved to 7–1 at home, marking the first time the 49ers have won at least seven home games since 2001 ... The 49ers Monday Night Football record improved to 41–25, including a 23–11 record at home ... The 49ers defense ranks 1st in the NFL, allowing just 13.2 points per game ... San Francisco became the first team in NFL history not to allow a rushing TD in the first 14 games of a season ... The 49ers run defense has not allowed a 100–yd. rusher in the last 36 games, which marks the longest active streak in the NFL ... LB Larry Grant tallied a career–high and a 49ers single–game high 4 PDs on the night ... K David Akers connected on 2 of 2 FGs and 2 PATs, setting the new single–season franchise record with 143 pts on the season. WR Jerry Rice previously held the record with 138 points in 1987 ... P Andy Lee punted the ball 6 times for 285 yds. (47.5 avg.), including a better net avg. of 49.5 yds. He tied his season high with 4 punts downed inside the 20–yd. line and docked the ball inside the Steelers 10–yd. line on two occasions ... LB Aldon Smith recorded 2.5 sacks on QB Ben Roethlisberger in the 4th qtr. He now has 13.0 sacks on the season and ranks 1st among NFL rookies ... RB Frank Gore notched his 7th rushing TD of the season and 42nd of his career. It also marked his 4th rushing TD in 7 MNF games ... TE Vernon Davis hauled in his 6th TD of the season and 35th of his career. He has accounted for 26 of QB Alex Smith’s 67 career TD passes (38.8 pct.). That is the highest pct. among all active teammates ... The 49ers recorded 4 takeaways on the day (3 INTs, 1 FR), giving the team a league–high 35 takeaways on the season. The 49ers +25 turnover differential also ranks first in the NFL ... CB Carlos Rogers netted his 6th INT of the season ... S Dashon Goldson notched his 6th INT on the season after picking off a Roethlisberger pass late in the 1st qtr., returning it 21 yds.

| | 1st | 2nd | 3rd | 4th | Pts |
|----------------------|-----|-----|-----|-----|-----|
| Pittsburgh | 0 | 0 | 3 | 0 | 3 |
| San Francisco | 3 | 3 | 7 | 7 | 20 |

- SF** – D. Akers, 22 FG (17–69, 7:11)
- SF** – D. Akers, 38 FG (9–25, 3:02)
- PIT** – S. Suisham, 51 FG (7–57, 4:00)
- SF** – V. Davis, 1 pass from A. Smith (D. Akers) (5–79, 2:24)
- SF** – F. Gore, 5 run (D. Akers) (5–17, 2:25)

| TEAM STATISTICS | PIT | SF |
|------------------------|------------|------------|
| First Downs | 20 | 17 |
| Net Yards Gained | 389 | 287 |
| Rushes/Yards | 19/84 | 30/100 |
| Net Yards Passing | 305 | 187 |
| Att/Comp/INT | 44/25/3 | 31/18/0 |
| Sacked/Yards Lost | 3/25 | 0/0 |
| Punts/Average | 4/38.5 | 6/47.5 |
| Fumbles/Lost | 2/1 | 0/0 |
| Penalties/Yards | 9/72 | 7/49 |
| Time of Possession | 31:26 | 28:34 |
| 3rd Down Efficiency | 8/14 (57%) | 4/13 (31%) |

RUSHING: 49ERS – F. Gore 18–65, A. Dixon 5–12, A. Smith 3–12, T. Ginn 1–6, B. Miller 1–3, K. Hunter 2–2 ... **STEELERS** – R. Mendenhall 15–64, M. Moore 1–21, B. Roethlisberger 1–0, I. Redman 2–(–1).

RECEIVING: 49ERS – V. Davis 6–72, M. Crabtree 4–35, K. Williams 4–33, K. Hunter 2–24, T. Ginn 1–14, B. Swain 1–9 ... **STEELERS** – J. Cotchery 5–93, H. Miller 5–82, M. Wallace 5–66, A. Brown 5–59, R. Mendenhall 3–25, M. Moore 2–5.

PASSING: 49ERS – A. Smith 31–18–187–0–1 TD ... **STEELERS** – B. Roethlisberger 44–25–330–3–0 TD.

INTs: 49ERS – C. Rogers 1–31, D. Goldson 1–21, T. Brown 1–0 ... **STEELERS** – None.

SACKS: 49ERS – A. Smith 2.5, R. McDonald 0.5 ... **STEELERS** – None.

49ERS TURNOVER RATIO: +4 (0 fumbles, 0 INTs/1 fumble, 3 INTs).

Weather: Sunny
Wind: Northwest 10 mph
Playing Surface: Natural Grass
Time: 3:26
Attendance: 69, 732



SATURDAY, DECEMBER 24
SAN FRANCISCO 19, SEATTLE 17
CENTURYLINK FIELD



K David Akers kicked four FGs, including the game-winning FG late in the 4th qtr. to push San Francisco past Seattle, 19–17 at CenturyLink Field on Christmas Eve. Akers' 42 FGs made in 2011 set the NFL's record for FGs made in a season. RB Frank Gore ran for 83 yds. and 1 TD on 23 carries, while QB Alex Smith threw for 179 yds. on 14 of 26 passing. LB Aldon Smith delivered a 4th qtr. sack to raise his season total to 14, moving him within a half-sack of the NFL record for the most sacks by a rookie. The 49ers, who have the NFC West crown locked up, improved to 12–3, marking the first 12-win season by the 49ers since 2001. "We knew what was on the line," Alex Smith said. "They (Seattle) were playing for their playoff lives. They threw everything at us. They were geared up and this is as hostile of an environment as it gets." Smith rallied his team for his 5th come-from-behind victory this season and his 4th on the road. Trailing by one, 17–16, Smith connected with WR Michael Crabtree for a 41-yd. catch down the left sideline, placing the ball at the Seahawks 28. Four plays later with 2:57 remaining in the game, Akers capped his record-setting day by hitting the game-winning 39-yd. FG. Seattle scored on its first drive of the game, as QB Tarvaris Jackson connected with WR Doug Baldwin for a 13-yd. TD strike to give his team a 7–0 lead. San Francisco responded with an 11-play, 56-yd. drive that culminated with a 53-yd. FG from Akers with 14:33 remaining in the half. Seattle extended its lead to 10–3 when Jackson led a 12-play, 42-yd. drive down to the San Francisco one. On 3rd and 1, CB Carlos Rogers bumped Jackson out of bounds near the goal line to prevent the TD, settling for a 19-yd. FG. The 49ers battled back, first on RB Frank Gore's 4-yd. TD run on the 49ers first possession of the second half and then two Akers' FGs to take a 16–10 lead. With just under seven minutes to go, P Andy Lee's punt was blocked, turning the ball over to the Seahawks on the San Francisco four. On the ensuing play, RB Marshawn Lynch scored on a 4-yd. run to put the Seahawks up 17–16 with 6:41 remaining. Akers' crucial game-deciding FG followed, along with a pivotal defensive stop by the 49ers. With less than two minutes remaining in the game, LB Larry Grant stripped the ball from Jackson, knocking the ball loose for S Donte Whitner to recover, sealing the win for the 49ers.

NOTES: The 49ers won their 5th road game of the season, marking the most road wins by the club since 2002 ... The Niners evened up the overall series record vs. the Seahawks at 13 games apiece, including 7–7 in Seattle ... Head Coach Jim Harbaugh moved within one win of posting the 2nd best record for a rookie head coach in franchise history [George Seifert 14–2 (1989) and Steve Mariucci 13–3 (1997)] ... The 49ers rushed for 178 yds. and 1 TD on 40 carries at Seattle, which are the most rushing yds. allowed by the Seahawks in a single game this season ... K David Akers connected on 4 FGs on the day, giving him 42 made FGs in 2011, which set a new NFL record (Arz. K Neil Rackers hit 40 FGs in 2005). He now has a career-high 156 total points this season ... RB Frank Gore carried the ball 23 times for 83 yds. and registered his 8th TD of the season ... Rookie RB Kendall Hunter set a career-high with 73 rushing yds. on 12 carries ... The 19–17 victory at Seattle marked QB Alex Smith's 5th come-from-behind win this season and his 4th on the road. Smith tied QB Joe Montana for the most 4th qtr. comebacks on the road in franchise history. Montana had four in 1989 ... DT Ray McDonald notched his 5.5 sack on the season. His 5.5 sacks are a new single season career-high ... LB NaVorro Bowman recorded his 1st career sack ... LB Aldon Smith registered 1.0 sack and now has 14.0 sacks on the season which currently ranks 2nd in NFL history for the most sacks by a rookie (Since 1982) ... LB Larry Grant recorded his first FF of the season. The loose ball was scooped up by S Donte Whitner, marking his 3rd FR of the season.

| | 1st | 2nd | 3rd | 4th | Pts |
|----------------------|-----|-----|-----|-----|-----|
| San Francisco | 0 | 3 | 10 | 6 | 19 |
| Seattle | 7 | 3 | 0 | 7 | 17 |

- SEA** – D. Baldwin, 13 pass from T. Jackson (S. Hauschka) (7–80, 3:25)
- SF** – D. Akers, 53 FG (11–56, 5:54)
- SEA** – S. Hauschka, 19 FG (12–42, 5:09)
- SF** – F. Gore, 4 run (D. Akers) (8–75, 3:59)
- SF** – D. Akers, 29 FG (10–37, 5:20)
- SF** – D. Akers, 44 FG (9–40, 4:45)
- SEA** – M. Lynch, 4 run (S. Hauschka) (1–4, 0:06)
- SF** – D. Akers, 39 FG (6–40, 3:44)

| TEAM STATISTICS | SF | SEA |
|------------------------|------------|------------|
| First Downs | 21 | 14 |
| Net Yards Gained | 349 | 267 |
| Rushes/Yards | 40/178 | 27/126 |
| Net Yards Passing | 171 | 141 |
| Att/Comp/INT | 26/14/0 | 28/15/0 |
| Sacked/Yards Lost | 2/8 | 3/22 |
| Punts/Average | 3/36.0 | 5/45.4 |
| Fumbles/Lost | 1/0 | 1/1 |
| Penalties/Yards | 6/77 | 6/51 |
| Time of Possession | 32:54 | 27:06 |
| 3rd Down Efficiency | 3/14 (21%) | 5/13 (38%) |

RUSHING: 49ERS – F. Gore 23–83, K. Hunter 12–73, A. Smith 5–22 ... **SEAHAWKS** – M. Lynch 21–107, L. Washington 2–9, T. Jackson 3–5, J. Forsett 1–5.

RECEIVING: 49ERS – M. Crabtree 5–85, V. Davis 4–54, F. Gore 1–13, K. Hunter 1–11, B. Edwards 1–9, K. Williams 1–4, B. Miller 1–3 ... **SEAHAWKS** – G. Tate 3–16, M. Lynch 2–24, B. Obomanu 2–20, J. Forsett 2–20, D. Baldwin 2–17, D. Butler 2–13, R. Lockette 1–44, Z. Miller 1–9.

PASSING: 49ERS – A. Smith 26–14–179–0–0 TD ... **SEAHAWKS** – 28–15–163–0–0 TD.

INTs: 49ERS – None ... **SEAHAWKS** – None.

SACKS: 49ERS – N. Bowman 1.0, R. McDonald 1.0, A. Smith 1.0 ... **SEAHAWKS** – A. Branch 1.0, L. Hill 1.0.

49ERS TURNOVER RATIO: +1 (0 fumbles, 0 INTs/1 fumble, 0 INTs).

Weather: Cloudy
Wind: Southeast 8 mph
Playing Surface: Turf
Time: 3:16
Attendance: 66,697



SUNDAY, JANUARY 1, 2012
SAN FRANCISCO 34 , ST LOUIS 27
EDWARD JONES DOME



San Francisco rang in the New Year by securing the No. 2 seed in the play-offs and earning a first round bye, defeating St. Louis 34–27 at the Edward Jones Dome. With the win, head coach Jim Harbaugh tied Steve Mariucci for the 2nd best record by a rookie head coach in NFL history with a 13–3 regular season record. K David Akers connected on a pair of FGs and all 4 PATs, giving him 166 pts. on the season. His 166 pts. scored, set the NFL record for most pts. scored in a single season with no TDs. The Rams capped off their first drive with an 18–yd. TD run by QB Kellen Clemens, which resulted in their only lead of the game. Showing his versatility on the field, QB Alex Smith answered with an impressive 8–yd. TD scramble of his own with less than one minute to play in the 1st qtr. Smith dove inside the right pylon for the scoring run after TE Justin Peelle and RB Frank Gore paved the way with two key blocks. The score was the first of several big plays that came in quick succession and gave the 49ers control of the game. Tied 7–7 early in the 2nd qtr., Rams RB Jerious Norwood took a direct snap in which CB Tarell Brown swooped in for the INT. Two plays later, Smith hit WR Michael Crabtree on a quick pass to the right sideline and raced 28 yds. into the end zone for a 14–7 lead. The Niners quickly regained possession after LB Ahmad Brooks took down Clemens on third down for an 11–yd. loss and his 7th sack of the season. Making his way towards his 7th career 100–yd. rec. game, TE Vernon Davis sparked the Niners next scoring chance with a season–long 44–yd. catch. He finished the day with 8 catches for 118 yds. and became the all–time franchise leader with 7, 100–yd. rec. games by a TE. Akers tacked on a 36–yd FG on the 7–play, 48–yd. drive and later posted a 42–yd FG for a 20–7 lead heading into the break. Rams K Josh Brown responded with a 49–yd. FG with 5:04 remaining in the 3rd qtr., but Akers took things into his own hands with just over a minute to play in the 3rd qtr. Instead of kicking a potential 31–yd. FG, Akers took a direct snap and fired a pass to Crabtree on the left sideline for a 14–yd. TD and a 27–10 cushion. The Rams opened the 4th qtr. with a 48–yd. FG, but Brown’s 2nd pick of the game led to a 1–yd. TD run by RB Anthony Dixon for a 34–13 advantage with 6:30 remaining. The Rams made things interesting at the end, scoring 2 TDs within 13 seconds to get within a TD of the 49ers with 4:36 left. Clemens threw a 36–yd. TD pass to WR Brandon Lloyd with 4:49 to play. That score narrowed the 49ers lead to 14 pts., 34–20. After a successful onside kick and a 35–yd. pass interference call, RB Cadillac Williams scored from 1 yd. out. The Rams got the ball back one more time, with a chance to force overtime, but LB NaVorro Bowman sacked Clemens at the 2:46 mark, prompting QB Tom Brandstater to take the reins after Clemens came up limping. Two incomplete passes later, the 49ers capped off their 6th road victory of the season, marking the most road wins by the club since 1996.

NOTES: San Francisco improved to 13–3 this season, marking the first 13–win season by the 49ers since 1997 (13–3). The 49ers also tied for the best record in NFC West history since realignment in 2002 (Sea. – 13–3 in 2005) ... The 49ers won their 6th road game of the season, marking the most road wins by the club since 1996 ... K David Akers connected on 2 of 3 FG attempts and all 4 PATs, giving him 166 pts. scored on the season. His 166 pts. set the NFL record for most pts. scored in a single season with no TDs ... P Andy Lee boomed 5 punts for 284 yds. (56.8 avg.), including a net of 51.4 and 2 punts downed inside the 20–yd. line. Lee set the NFL record for highest single–season net punting avg. of 43.99 ... QB Alex Smith threw for 219 yds. on the day with 1 TD. He has now thrown for 3,150 yds. on the season, marking his first 3,000 yd. passing season ... WR Michael Crabtree tied his career high with 9 receipts. for 92 yds. and 2 TDs, marking his first career 2–TD performance ... TE Vernon Davis recorded 118 rec. yds. on 8 catches, including a season–long 44yd. receipt. from Smith in the 2nd qtr ... CB Tarell Brown recorded 2 INTs on the day for his first–career 2 INT game ... WR Brett Swain made his first start with SF and WR Joe Hastings made his NFL debut ... RB Frank Gore played his 100th career NFL game.

| | 1st | 2nd | 3rd | 4th | Pts |
|----------------------|-----|-----|-----|-----|-----|
| San Francisco | 7 | 13 | 7 | 4 | 34 |
| St. Louis | 7 | 0 | 3 | 17 | 27 |

- STL** – K. Clemens, 18 run (J. Brown) (7–62, 3:21)
- SF** – A. Smith, 8 run (D. Akers) (6–33, 2:51)
- SF** – M. Crabtree, 28 pass from A. Smith (D. Akers) (2–34, 0:36)
- SF** – D. Akers, 36 FG (7–48, 3:45)
- SF** – D. Akers, 42 FG (7–32, 1:50)
- STL** – J. Brown, 49 FG (8–42, 3:38)
- SF** – M. Crabtree, 14 pass from D. Akers (D. Akers) (9–82) (4:09)
- STL** – J. Brown, 48 FG (10–45, 3:36)
- SF** – A. Dixon, 1 run (D. Akers) (5–13, 2:28)
- STL** – B. Lloyd, 36 pass from K. Clemmens (J. Brown) (5–69, 1:41)
- STL** – C. Williams, 1 run (J. Brown) (1–36, 0:13)

| TEAM STATISTICS | SF | STL |
|------------------------|------------|------------|
| First Downs | 21 | 18 |
| Net Yards Gained | 321 | 311 |
| Rushes/Yards | 36/110 | 25/111 |
| Net Yards Passing | 211 | 200 |
| Att/Comp/INT | 32/22/0 | 34/14/2 |
| Sacked/Yards Lost | 3/22 | 3/26 |
| Punts/Average | 5/56.8 | 6/50.7 |
| Fumbles/Lost | 1/0 | 1/0 |
| Penalties/Yards | 5/80 | 6/50 |
| Time of Possession | 35:08 | 24:52 |
| 3rd Down Efficiency | 6/16 (38%) | 5/15 (33%) |

RUSHING: 49ERS – K. Hunter 16–76, A. Dixon 8–21, F. Gore 7–9, A. Smith 5–4 ... **RAMS** – S. Jackson 16–76, K. Clemens 2–18, C. Williams 7–17.

RECEIVING: 49ERS – M. Crabtree 9–92, V. Davis 8–118, K. Hunter 2–11, B. Swain 1–6, A. Dixon 1–6, B. Miller 1–0 ... **RAMS** – B. Lloyd 6–100, L. Kendrick 3–54, D. Alexander 3–36, B. Gibson 1–21, S. Jackson 1–15.

PASSING: 49ERS – A. Smith 31–21–219–0–1 TD, D. Akers 1–1–14–0–1 TD ... **RAMS** – K. Clemens 31–14–226–1–1 TD, T. Brandstater 22–0–0–0–0 TD, J. Norwood 1–0–0–1–0 TD.

INTs: 49ERS – T. Brown 2–16 ... **RAMS** – None.

SACKS: 49ERS – N. Bowman 1.0, A. Brooks 1.0, J. Smith 1.0 ... **RAMS** – C. Chamberlain 1.0, J. Hall 1.0, D. Stewart 1.0.

49ERS TURNOVER RATIO: +2 (0 fumbles, 0 INTs/0 fumbles, 2 INTs).

Weather: Dome
Playing Surface: Field Turf
Time: 3:22
Attendance: 55, 990



SUNDAY, JANUARY 14
SAN FRANCISCO 36, NEW ORLEANS 32
CANDLESTICK PARK



A 14–yd. TD pass from Alex Smith to TE Vernon Davis with 0:09 left in the game capped off one of the most memorable games in postseason history, as the 49ers defeated the New Orleans Saints, 36–32. Powered by Smith, who threw for 299 yds., three TDs and added another one on the ground, the 49ers triumphed in its first playoff game in nine years, moving within one win of the Super Bowl. The Niners scored on their second drive of the game, on a 49–yd. TD pass from Smith to Davis. On the Saints next drive, QB Drew Brees committed his first postseason INT in five years, thanks to S Dashon Goldson, giving San Francisco the football deep in New Orleans’ territory. Scoring on a TD pass to WR Michael Crabtree, Smith took advantage of the costly turnover, making the score 14–0. On the ensuing kickoff return, S Madiou Williams stripped the ball away from Saints WR Courtney Roby and the loose ball was recovered by LB Blake Costanzo. The takeaway led to a 25–yd. FG by K David Akers. The Saints answered, scoring two TDs before half time, on a 14–yd. pass to TE Jimmy Graham and a 25–yd. pass to WR Marques Colston, making the score 17–14 at the half. San Francisco scored the only points of the 3rd qtr. on a 41–yd. FG by David Akers. The 4th qtr. started out with each team trading FGs. Then would come the four lead changes in the last five minutes of the game. New Orleans struck first on a 44–yd. TD pass to RB Darren Sproles, with 4:02 left on the clock. With the 49ers trailing 24–23, down for the first time in the entire game, Smith scored on a 28–yd. rushing TD. A missed two–point conversion put the 49ers up 29–24 with just 2:11 remaining. Brees took the lead back on a 66–yd. score to TE Jimmy Graham with 1:37 left. RB Darren Sproles then made a catch out of the backfield for the two–point conversion to give the Saints a 32–29 advantage. Facing elimination, Smith connected with Davis twice on their final drive, with the last throw jetting through double coverage for a game–winning 14–yd. TD.

NOTES: The 49ers advanced to the NFC Championship round for the 13th time in franchise history and the first time since the 1997 season. San Francisco won its third straight postseason home game ... It also marked the eighth win in their last 10 postseason contests in San Francisco ... Head coach Jim Harbaugh became just the 5th head coach in franchise history to win his first postseason game ... The 49ers became the first team in NFL history to score two lead–changing TDs in the final three minutes of the 4th qtr. in a postseason game ... Smith finished the day completing 24 of 42 atts. for 299 yds, 3 TDs and a QB rating of 103.2. He also registered a 28–yd. TD run late in the 4th qtr. TE Vernon Davis recorded 7 receipts. for 180 yds. and 2 TDs on the day. His 180 rec. yds. are the most by a TE in NFL postseason history for a single–game ... The 49ers registered 5 takeaways (3 FRs, 2 INTs) in the game, tying the franchise record for most takeaways in a postseason game (four times: last vs. Dal. 1/15/95) ... K David Akers connected on 3 for 3 FGs and 3 PATs for 12 pts. Akers moved into 2nd place in NFL history for FGs made, trailing only K Adam Vinatieri (45). Akers has scored at least one point in all 20 career postseason games, passing K/QB George Blanda for the second–longest streak in NFL postseason history ... 49ers defense was able to register 3 sacks on Saints QB Drew Brees ... LB Aldon Smith forced a New Orleans punt after sacking QB Drew Brees for an 11–yd. loss on 3rd down in the 1st qtr. All–Pro DT Justin Smith brought down Brees for a 9–yd. loss in the 3rd qtr.

| | 1st | 2nd | 3rd | 4th | Pts |
|----------------------|-----|-----|-----|-----|-----|
| New Orleans | 0 | 14 | 0 | 18 | 32 |
| San Francisco | 14 | 3 | 3 | 16 | 36 |

- SF** – V. Davis, 49 pass from A. Smith (D. Akers) (2–54, 0:46)
- SF** – M. Crabtree, 4 pass from A. Smith (D. Akers) (3–4, 0:15)
- SF** – D. Akers, 25 FG (4–6, 1:23)
- NO** – J. Graham, 14 pass from D. Brees (J. Kasay) (9–80, 4:40)
- NO** – M. Colston, 25 pass from D. Brees (J. Kasay) (7–66, 3:04)
- SF** – D. Akers, 41 FG (4–6, 1:23)
- NO** – J. Kasay, 48 FG (9–37, 3:26)
- SF** – D. Akers, 37 FG (5–45, 3:02)
- NO** – S. Sproles, 44 pass from D. Brees (J. Kasay) (9–79, 3:34)
- SF** – A. Smith, 28 run (run short) (6–80, 1:51)
- NO** – J. Graham, 66 pass from D. Brees (pass complete) (4–88, 0:34)
- SF** – V. Davis, 14 pass from A. Smith (D. Akers) (7–85, 1:28)

| TEAM STATISTICS | NO | SF |
|------------------------|------------|------------|
| First Downs | 26 | 17 |
| Net Yards Gained | 472 | 407 |
| Rushes/Yards | 14/37 | 22/143 |
| Net Yards Passing | 435 | 264 |
| Att/Comp/INT | 63/40/2 | 42/24/0 |
| Sacked/Yards Lost | 3/27 | 4/35 |
| Punts/Average | 5/45.4 | 8/43.4 |
| Fumbles/Lost | 3/1 | 3/1 |
| Penalties/Yards | 0/0 | 3/33 |
| Time of Possession | 31:20 | 28:40 |
| 3rd Down Efficiency | 5/14 (36%) | 4/15 (27%) |

RUSHING: 49ERS – F. Gore 13–89, A. Smith 1–28, K. Hunter 6–23, T. Ginn Jr. 1–3, A. Dixon 1–0 ... **SAINTS** – C. Ivory 9–23, P. Thomas 1–6, D. Brees 1–5, D. Sproles 3–3.

RECEIVING: 49ERS – V. Davis 7–180, F. Gore 7–38, M. Crabtree 4–25, K. Williams 2–12, B. Miller 1–16, K. Hunter 1–13, T. Ginn Jr. 1–11, J. Peelle 1–4 ... **SAINTS** – D. Sproles 15–119, M. Colston 9–136, J. Graham 5–103, D. Henderson 4–49, R. Meachem 3–18, A. Arrington 1–14, M. Higgins 1–10, J. Collins 1–8, P. Thomas 1–5.

PASSING: 49ERS – A. Smith 42–24–299–0–3 TD ... **SAINTS** – D. Brees 63–40–462–2–4 TD.

INTs: 49ERS – T. Brown 1–0, D. Goldson 1–41 ... **SAINTS** – None.

SACKS: 49ERS – A. Brooks 1.0, A. Smith 1.0, J. Smith 1.0 ... **SAINTS** – R. Harper 1.5, M. Jenkins 1.0, M. Wilson 1.5.

49ERS TURNOVER RATIO: +4 (1 fumbles, 0 INTs/3 fumbles, 2 INTs).

Weather: Sunny
Playing Surface: Natural Grass
Time: 3:42
Attendance: 69, 732



ALL-TIME REGULAR SEASON SERVICE

MOST SEASONS PLAYED

| Player | Seasons |
|--------------------------------|---------|
| 1. John Brodie (1957–1973) | 17 |
| 2. Jerry Rice (1985–2000) | 16 |
| Jimmy Johnson (1961–1976) | 16 |
| 4. Charlie Krueger (1959–1973) | 15 |
| 5. Bryant Young (1994–2007) | 14 |
| Matt Hazeltine (1955–1968) | 14 |
| Leo Nomellini (1950–1963) | 14 |

MOST CONSECUTIVE GAMES PLAYED

| Player | Games |
|-----------------------------------|------------|
| 1. Len Rohde (1960–1974) | 208 |
| 2. Brian Jennings (2000–*) | 192 |
| 3. Jerry Rice (1985–2000) | 189 |
| 4. Leo Nomellini (1950–1963) | 174 |

MOST REGULAR SEASON GAMES PLAYED

| Player | Pos | Years | Seasons | Games |
|--------------------------|-----------|---------------|-----------|------------|
| 1. Jerry Rice | WR | 1985–2000 | 16 | 238 |
| 2. Jimmy Johnson | DB/HB | 1961–1976 | 16 | 213 |
| 3. Bryant Young | DT | 1994–2007 | 14 | 208 |
| Len Rohde | T | 1960–1974 | 15 | 208 |
| 5. John Brodie | QB | 1957–1973 | 17 | 201 |
| 6. Charlie Krueger | DT | 1959–1973 | 15 | 198 |
| 7. Brian Jennings | TE | 2000–* | 12 | 192 |
| 8. Randy Cross | G/C | 1976–1988 | 13 | 185 |
| 9. Jesse Sapolu | G/C | 1983–1997 | 15 | 182 |
| 10. Matt Hazeltine | LB | 1955–1968 | 14 | 176 |

MOST REGULAR SEASON GAMES PLAYED BY POSITION

| Quarterbacks | Pos | Years | Seasons | Games |
|----------------------|-----------|---------------|----------|-----------|
| 1. John Brodie | QB | 1957–1973 | 17 | 201 |
| 2. Joe Montana | QB | 1979–1992 | 14 | 167 |
| 3. Steve Young | QB | 1987–1999 | 13 | 150 |
| 4. Y.A. Tittle | QB | 1951–1960 | 10 | 112 |
| 5. Steve Spurrier | QB | 1967–1975 | 9 | 92 |
| 6. Jeff Garcia | QB | 1999–2003 | 5 | 74 |
| 7. Alex Smith | QB | 2005–* | 7 | 70 |
| 8. Elvis Grbac | QB | 1993–1996 | 4 | 43 |
| 9. Steve DeBerg | QB | 1978–1980 | 3 | 39 |
| Billy Kilmer | QB | 1961–1966 | 6 | 39 |

| Offensive Linemen | Pos | Years | Seasons | Games |
|--------------------|-----|-----------|---------|-------|
| 1. Len Rohde | T | 1960–1974 | 15 | 208 |
| 2. Keith Fahnhorst | T | 1974–1987 | 14 | 193 |
| 3. Randy Cross | G/C | 1976–1988 | 13 | 185 |
| 4. Jesse Sapolu | G/C | 1983–1997 | 15 | 182 |
| 5. Steve Wallace | T | 1986–1996 | 11 | 166 |
| 6. Bruce Bosley | C/G | 1956–1968 | 13 | 163 |
| 7. John Ayers | G | 1977–1986 | 10 | 148 |
| 8. Guy McIntyre | G | 1984–1993 | 10 | 145 |
| 9. Fred Quillan | C | 1978–1987 | 10 | 143 |
| 10. Harris Barton | T | 1987–1996 | 10 | 138 |

| WRs/TEs | Pos | Years | Seasons | Games |
|--------------------------|--------------|---------------|-----------|------------|
| 1. Jerry Rice | WR | 1985–2000 | 16 | 238 |
| 2. Brian Jennings | TE/LS | 2000–* | 12 | 192 |
| 3. Brent Jones | TE | 1987–1997 | 11 | 143 |
| 4. Mike Wilson | WR | 1981–1990 | 10 | 136 |
| 5. Dwight Clark | WR | 1979–1987 | 9 | 134 |
| 6. Gene Washington | WR | 1969–1977 | 9 | 124 |
| 7. Terrell Owens | WR | 1996–2003 | 8 | 121 |
| John Taylor | WR | 1987–1995 | 9 | 121 |
| 9. Freddie Solomon | WR | 1978–1985 | 8 | 114 |
| 10. J.J. Stokes | WR | 1995–2002 | 8 | 111 |

| Running Backs | Pos | Years | Seasons | Games |
|----------------------|-----------|---------------|----------|------------|
| 1. Joe Perry | FB | 1950–1963 | 12 | 131 |
| 2. Ken Willard | FB | 1965–1973 | 9 | 125 |
| 3. Roger Craig | RB | 1983–1990 | 8 | 121 |
| 4. Tom Rathman | FB | 1986–1993 | 8 | 115 |
| 5. Fred Beasley | FB | 1998–2005 | 8 | 114 |
| 6. Frank Gore | RB | 2005–* | 7 | 100 |
| Terry Jackson | RB | 1999–2005 | 7 | 100 |
| 8. Hugh McElhenny | HB | 1952–1960 | 9 | 97 |
| J.D. Smith | HB | 1956–1964 | 9 | 97 |
| 10. Dexter Carter | RB | 1990–1996 | 7 | 90 |

| Defensive Linemen | Pos | Years | Seasons | Games |
|-----------------------|-----|-----------|---------|-------|
| 1. Bryant Young | DT | 1994–2007 | 14 | 208 |
| 2. Charlie Krueger | DT | 1959–1973 | 15 | 198 |
| 3. Leo Nomellini | DT | 1950–1963 | 14 | 174 |
| 4. Roland Lakes | DT | 1961–1970 | 10 | 140 |
| 5. Cedrick Hardman | DE | 1970–1979 | 10 | 139 |
| 6. Tommy Hart | DE | 1968–1977 | 10 | 131 |
| 7. Michael Carter | NT | 1984–1992 | 9 | 121 |
| 8. Dwaine Board | DE | 1979–1988 | 10 | 117 |
| 9. Dennis Brown | DE | 1990–1996 | 7 | 110 |
| 10. Dana Stubblefield | DT | 1993–2002 | 9 | 108 |

| Linebackers | Pos | Years | Seasons | Games |
|---------------------|------|-----------|---------|-------|
| 1. Matt Hazeltine | LB | 1955–1968 | 14 | 176 |
| 2. Keena Turner | LB | 1980–1990 | 11 | 153 |
| Dave Wilcox | LB | 1964–1974 | 11 | 153 |
| 4. Frank Nunley | LB | 1967–1976 | 10 | 137 |
| 5. Willie Harper | LB | 1973–1983 | 11 | 134 |
| Mike Walter | LB | 1984–1993 | 10 | 134 |
| 7. Jeff Ulbrich | LB | 2000–2009 | 10 | 120 |
| 8. Skip Vanderbundt | LB | 1969–1977 | 9 | 119 |
| 9. Ken Norton | LB | 1994–2000 | 7 | 112 |
| 10. Karl Rubke | C/LB | 1957–1965 | 9 | 104 |
| Derek Smith | LB | 2001–2007 | 7 | 104 |

| Secondary | Pos | Years | Seasons | Games |
|----------------------|-------|-----------|---------|-------|
| 1. Jimmy Johnson | DB/HB | 1961–1976 | 16 | 213 |
| 2. Mel Phillips | DB | 1966–1977 | 12 | 147 |
| 3. Ronnie Lott | S | 1981–1990 | 10 | 129 |
| 4. Merton Hanks | S | 1991–1998 | 8 | 125 |
| 5. Don Griffin | CB | 1986–1993 | 8 | 114 |
| 6. Tim McDonald | S | 1993–1999 | 7 | 111 |
| 7. Eric Wright | CB | 1981–1990 | 10 | 110 |
| 8. Bruce Taylor | CB | 1970–1977 | 8 | 100 |
| 9. Dwight Hicks | S | 1979–1985 | 7 | 96 |
| 10. Kermit Alexander | DB | 1963–1969 | 7 | 94 |

| Kickers | Pos | Years | Seasons | Games |
|------------------|-----|-----------|---------|-------|
| 1. Ray Wersching | K | 1977–1987 | 11 | 155 |
| 2. Tommy Davis | K | 1959–1969 | 11 | 138 |
| 3. Mike Cofer | K | 1988–1993 | 6 | 96 |
| 4. Joe Nedney | K | 2005–2010 | 6 | 86 |
| 5. Bruce Gossett | K | 1970–1974 | 5 | 70 |

| Punters | Pos | Years | Seasons | Games |
|--------------------|----------|---------------|----------|------------|
| 1. Andy Lee | P | 2004–* | 8 | 128 |
| 2. Tom Wittum | P | 1973–1977 | 5 | 70 |
| 3. Max Runager | P | 1984–1988 | 5 | 59 |
| 4. Tommy Thompson | P | 1995–1997 | 3 | 48 |
| 5. Barry Helton | P | 1988–1990 | 3 | 47 |



ALL-TIME REGULAR SEASON SCORING

ALL-TIME LEADING SCORERS

| Player | Years | Gms | TDs | Rsh | Rec | Ret | 2-pt | PAT | FG | Pts |
|-----------------------|---------------|------------|-----------|-----------|----------|----------|----------|------------|------------|------------|
| 1. Jerry Rice | 1985–2000 | 238 | 187 | 10 | 176 | 1 | 4 | 0/0 | 0/0 | 1,130 |
| 2. Ray Wersching | 1977–1987 | 155 | 0 | 0 | 0 | 0 | 0 | 409/425 | 190/261 | 979 |
| 3. Tommy Davis | 1959–1969 | 138 | 0 | 0 | 0 | 0 | 0 | 348/350 | 130/276 | 738 |
| 4. Mike Cofer | 1988–1993 | 96 | 0 | 0 | 0 | 0 | 0 | 289/297 | 128/194 | 673 |
| 5. Gordie Soltau | 1950–1958 | 107 | 25 | 0 | 25 | 0 | 0 | 284/302 | 70/138 | 644 |
| 6. Joe Nedney | 2005–2010 | 86 | 0 | 0 | 0 | 0 | 0 | 154/154 | 129/149 | 541 |
| 7. Terrell Owens | 1996–2003 | 121 | 83 | 2 | 81 | 0 | 2 | 0/0 | 0/0 | 502 |
| 8. Bruce Gossett | 1970–1974 | 70 | 0 | 0 | 0 | 0 | 0 | 163/168 | 99/153 | 460 |
| 9. Roger Craig | 1983–1990 | 121 | 66 | 50 | 16 | 0 | 0 | 0/0 | 0/0 | 396 |
| 10. Ken Willard | 1965–1973 | 125 | 61 | 45 | 16 | 0 | 0 | 0/0 | 0/0 | 366 |
| 11. Gene Washington | 1969–1977 | 124 | 59 | 0 | 59 | 0 | 0 | 0/0 | 0/0 | 354 |
| 12. Joe Perry | 1950–1963 | 131 | 57 | 50 | 7 | 0 | 0 | 6/7 | 1/6 | 351 |
| 13. Frank Gore | 2005–* | 100 | 52 | 43 | 9 | 0 | 1 | 0/0 | 0/0 | 314 |
| 14. Hugh McElhenny | 1952–1960 | 97 | 51 | 35 | 15 | 1 | 0 | 0/0 | 0/0 | 306 |
| 15. Billy Wilson | 1951–1960 | 100 | 49 | 0 | 49 | 0 | 0 | 0/0 | 0/0 | 294 |
| 16. Dwight Clark | 1979–1987 | 134 | 48 | 0 | 48 | 0 | 0 | 0/0 | 0/0 | 288 |
| Freddie Solomon | 1978–1985 | 114 | 48 | 3 | 43 | 0 | 0 | 0/0 | 0/0 | 288 |
| 18. Wade Richey | 1998–2000 | 48 | 0 | 0 | 0 | 0 | 0 | 122/127 | 54/72 | 284 |
| 19. John Taylor | 1987–1995 | 121 | 46 | 0 | 43 | 3 | 0 | 0/0 | 0/0 | 276 |
| 20. J.D. Smith | 1956–1964 | 97 | 42 | 37 | 5 | 0 | 0 | 0/0 | 0/0 | 252 |

MOST POINTS IN SINGLE SEASON

| Player | Year | TDs | XPM | XPA | FGM | FGA | 2pt | Pts |
|-----------------------|-------------|----------|-----------|-----------|---------------|---------------|----------|----------------|
| 1. David Akers | 2011 | 0 | 34 | 34 | + (44) | (52) + | 0 | (166) + |
| 2. Jerry Rice | 1987 | (23) | 0 | 0 | 0 | 0 | 0 | (138) |
| 3. Mike Cofer | 1989 | 0 | 49 | (51) | 29 | 36 | 0 | (136) |
| 4. Ray Wersching | 1984 | 0 | (56) | (56) | 25 | 35 | 0 | (131) |
| 5. Jeff Wilkins | 1996 | 0 | 40 | 40 | 30 | 34 | 0 | 130 |
| 6. Ray Wersching | 1983 | 0 | 51 | 51 | 25 | 30 | 0 | 126 |
| 7. Gary Anderson | 1997 | 0 | 38 | 38 | 29 | 36 | 0 | 125 |
| 8. Mike Cofer | 1988 | 0 | 40 | 41 | 27 | 38 | 0 | 121 |
| Joe Nedney | 2008 | 0 | 34 | 34 | (29) | (33) | 0 | (121) |
| 10. Ray Wersching | 1986 | 0 | 41 | 42 | 25 | 35 | 0 | 116 |
| Joe Nedney | 2006 | 0 | 29 | 29 | 29 | 35 | 0 | 116 |

(Led NFL)

[Led Conference]

+ NFL Record

LONGEST FIELDS GOALS

| Player | Game | Lg |
|-----------------------|---------------------------|-----------|
| 1. Joe Nedney | at StL (12/24/05) | 56 |
| Mike Cofer | at Atl. (10/14/90) | 56 |
| 3. David Akers | at Det. (10/16/11) | 55 |
| David Akers | vs. Dal. (9/18/11) | 55 |
| 5. Steve Mike–Mayer | at LA Rams (11/9/75) | 54 |
| Bruce Gossett | vs. NO (10/21/73) | 54 |
| 7. David Akers | at Cin. (9/25/11) | 53 |
| David Akers | at Sea. (12/24/11) | 53 |
| Joe Nedney | vs. Phi. (10/12/08) | 53 |
| Ray Wersching | at Det. (9/2/84) | 53 |
| Tommy Davis | at LA Rams (10/17/65) | 53 |
| Tommy Davis | vs. Chi. (10/4/64) | 53 |

ALL-TIME SCORING

| | |
|-----------------------------------|-------|
| Touchdowns by Rushing | 932 |
| Touchdowns by Receptions | 1,302 |
| Touchdowns by Interception Return | 76 |
| Touchdowns by Kickoff Return | 21 |
| Touchdowns by Punt Return | 30 |
| Fields Goals Made | 1,081 |
| Safeties | 27 |

50+ YARD FIELD GOALS, Career

| Player | Lg |
|-----------------------|----------|
| 1. Joe Nedney | 10 |
| 2. David Akers | 7 |
| 3. Mike Cofer | 5 |
| 4. Ray Wersching | 4 |
| Tommy Davis | 4 |
| 6. Todd Peterson | 2 |
| Bruce Gossett | 2 |

FIELD GOAL PCT., Career

| Player | Pct. |
|------------------------------|-------------|
| 1. Joe Nedney, 129–149 | 86.6 |
| 2. David Akers, 44–52 | 84.6 |
| 3. Ray Wersching, 190–261 | 72.8 |
| 4. Mike Cofer, 128–191 | 67.0 |
| 5. Bruce Gossett, 99–153 | 64.7 |

SAFETIES, Career

| Player | Safeties |
|---|----------|
| 1. Bryant Young | 3 |
| Charlie Krueger | 3 |
| 3. Leo Nomellini | 2 |
| 4. 16 Players | 1 |
| (Last, Aldon Smith 10/16/11 at Det.) | |

MOST TOUCHDOWNS, Career

| Player | TD |
|---------------------------|-----------|
| 1. Jerry Rice (WR) | 187 |
| 2. Terrell Owens (WR) | 83 |
| 3. Roger Craig (RB) | 66 |
| 4. Ken Willard (FB) | 61 |
| 5. Gene Washington (WR) | 59 |
| 6. Joe Perry (FB) | 57 |
| 7. Frank Gore (RB) | 52 |
| 8. Hugh McElhenny (HB) | 51 |
| 9. Billy Wilson (E) | 49 |
| 10. Dwight Clark (WR) | 48 |
| Freddie Solomon (WR) | 48 |

MOST FGs MADE, Career

| Player | FGM |
|-----------------------|-----------|
| 1. Ray Wersching | 190 |
| 2. Tommy Davis | 130 |
| 3. Joe Nedney | 129 |
| 4. Mike Cofer | 128 |
| 5. Bruce Gossett | 99 |
| 6. Gordie Soltau | 70 |
| 7. Wade Richey | 54 |
| 8. David Akers | 44 |
| 9. Jeff Wilkins | 42 |
| 10. Jose Cortez | 36 |

MOST FGs ATTEMPTED, Career

| Player | FGA |
|-----------------------|-----------|
| 1. Tommy Davis | 276 |
| 2. Ray Wersching | 261 |
| 3. Mike Cofer | 191 |
| 4. Bruce Gossett | 153 |
| 5. Joe Nedney | 149 |
| 6. Gordie Soltau | 139 |
| 7. Wade Richey | 72 |
| 8. Steve Mike–Mayer | 56 |
| 9. David Akers | 52 |
| 10. Jose Cortez | 50 |

MOST PATs MADE, Career

| Player | PAT |
|------------------|-----|
| 1. Ray Wersching | 409 |
| 2. Tommy Davis | 348 |
| 3. Mike Cofer | 289 |
| 4. Gordie Soltau | 284 |
| 5. Bruce Gossett | 163 |
| 6. Joe Nedney | 154 |
| 7. Wade Richey | 122 |
| 8. Doug Brien | 79 |
| 9. Jose Cortez | 74 |
| 10. Jeff Wilkins | 67 |

MOST PATs ATTEMPTED, Career

| Player | PAT |
|------------------|-----|
| 1. Ray Wersching | 425 |
| 2. Tommy Davis | 350 |
| 3. Gordie Soltau | 303 |
| 4. Mike Cofer | 296 |
| 5. Bruce Gossett | 168 |
| 6. Joe Nedney | 154 |
| 7. Wade Richey | 127 |
| 8. Doug Brien | 81 |
| 9. Jose Cortez | 74 |



ALL-TIME REGULAR SEASON SCORING

TOP SINGLE-GAME SCORING PERFORMANCES

MOST POINTS

| Player | Game | Points |
|---------------------|--|--------|
| 1. Jerry Rice (WR) | at Atl. (10/14/90) – 5 TDs | 30 |
| 2. Gordy Soltau (E) | vs. LA Rams (10/28/51) – 3 TDs, 1 FG, 5 PATs | 26 |
| 3. Jerry Rice (WR) | at TB (11/14/93) – 4 TDs | 24 |
| Billy Kilmer (QB) | at Min. (10/15/61) – 4 TDs | 24 |
| 5. Jeff Wilkins (K) | vs. Atl. (9/29/96) – 6 FGs, 3 PATs | 21 |
| Gordy Soltau (E) | vs. Bal. (12/13/53) – 2 TDs, 6 PATs, 1 FG | 21 |

MOST TOUCHDOWNS

| Player | Game | TDs |
|--------------------|--------------------|-----|
| 1. Jerry Rice (WR) | at Atl. (10/14/90) | 5 |
| 2. Jerry Rice (WR) | at TB (11/14/93) | 4 |
| Billy Kilmer (QB) | at Min. (10/15/61) | 4 |

MOST FIELD GOALS MADE

| Player | Game | FGM |
|-----------------|--------------------|-----|
| 1. Jeff Wilkins | vs. Atl. (9/29/96) | 6 |
| Ray Wersching | at NO (10/16/83) | 6 |
| 3. Joe Nedney | vs. TB (10/30/05) | 5 |
| Jeff Chandler | vs. Chi. (9/7/03) | 5 |
| Bruce Gossett | at Den. (9/23/73) | 5 |

MOST FIELD GOALS ATTEMPTED

| Player | Game | FGA |
|-----------------------|----------------------------|----------|
| 1. David Akers | vs. Arz. (11/20/11) | 6 |
| Joe Nedney | vs. TB (10/30/05) | 6 |
| Jeff Wilkins | vs. Atl. (9/29/96) | 6 |
| Ray Wersching | at NO (10/16/83) | 6 |
| Tommy Davis | at LA Rams (10/17/65) | 6 |
| Tommy Davis | at Dal. (11/20/60) | 6 |
| Gordy Soltau | at GB (11/23/58) | 6 |

MOST PATs MADE

| Player | Game | PATs Made |
|---------------|---------------------|-----------|
| 1. Mike Cofer | at Det. (12/19/93) | 8 |
| Mike Cofer | vs. Atl. (10/18/92) | 8 |
| Mike Cofer | vs. Chi. (10/23/91) | 8 |
| Bruce Gossett | at Atl. (10/29/72) | 8 |
| Tommy Davis | at Det. (10/1/61) | 8 |

MOST PATs ATTEMPTED

| Player | Game | PATs Att. |
|---------------|---------------------|-----------|
| 1. Mike Cofer | at Det. (12/19/93) | 8 |
| Mike Cofer | vs. Atl. (10/18/92) | 8 |
| Mike Cofer | vs. Chi. (10/23/91) | 8 |
| Bruce Gossett | at Atl. (10/29/72) | 8 |
| Tommy Davis | at Det. (10/1/61) | 8 |

MOST CONSECUTIVE FIELD GOALS MADE

| Player | FG |
|---|-----------|
| 1. Joe Nedney (11/26/06 to 9/30/07) | 18 |
| 2. Mike Cofer (12/4/88 to 10/1/89) | 17 |
| 3. Wade Richey (12/27/98 to 11/7/99) | 16 |
| Gary Anderson (9/14/97 to 11/10/97) | 16 |
| 5. David Akers (10/9/11 to 11/13/11) | 15 |
| 6. Jose Cortez (9/5/02 to 11/3/02) | 13 |
| Bruce Gossett (10/14/73 to 12/2/73) | 13 |

MOST TOUCHDOWNS, Season

| Player | TD |
|--|----|
| 1. Jerry Rice (1987), 22 rec., 1 rush | 23 |
| 2. Jerry Rice (1995), 15 rec., 1 rush, 1 fum. rec. | 17 |
| Jerry Rice (1989), 17 rec. | 17 |
| 4. Terrell Owens (2001), 16 rec. | 16 |
| Jerry Rice (1993), 15 rec, 1 rush | 16 |
| Jerry Rice (1986), 15 rec., 1 rush | 16 |

MOST FGs MADE, Season

| Player | FGM |
|------------------------------|-----------|
| 1. David Akers (2011) | 44 |
| 2. Jeff Wilkins (1996) | 30 |
| 3. Joe Nedney (2008) | 29 |
| Joe Nedney (2006) | 29 |
| Gary Anderson (1997) | 29 |
| Mike Cofer (1989) | 29 |

MOST CONSECUTIVE GAMES WITH FG MADE

| Player | Games |
|--|-------|
| 1. Bruce Gossett (11/29/70 to 10/1/72) | 21 |

MOST FGs ATTEMPTED, Season

| Player | FGA |
|------------------------------|-----------|
| 1. David Akers (2011) | 52 |
| 2. Mike Cofer (1988) | 38 |
| 3. Gary Anderson (1997) | 36 |
| Mike Cofer (1990) | 36 |
| Mike Cofer (1989) | 36 |
| Bruce Gossett (1971) | 36 |

MOST PATs MADE, Season

| Player | PAT |
|-------------------------|-----|
| 1. Doug Brien (1994) | 60 |
| 2. Mike Cofer (1993) | 59 |
| 3. Ray Wersching (1984) | 56 |
| 4. Mike Cofer (1992) | 53 |
| 5. Tommy Davis (1965) | 52 |
| Ray Wersching (1985) | 52 |

MOST CONSECUTIVE PATs MADE

| Player | PAT |
|--------------------------------------|-----|
| 1. Tommy Davis (9/27/59 to 12/12/65) | 234 |

MOST PATs ATTEMPTED, Season

| Player | PAT |
|-------------------------|-----|
| 1. Doug Brien (1994) | 62 |
| 2. Mike Cofer (1993) | 61 |
| 3. Ray Wersching (1984) | 56 |
| 4. Mike Cofer (1992) | 54 |
| 5. Tommy Davis (1965) | 53 |
| Ray Wersching (1985) | 53 |

MOST CONSECUTIVE GAMES WITH A TOUCHDOWN

| Player | Games |
|--|-------|
| 1. Jerry Rice (12/19/86 to 12/27/87) | 13 |
| 2. Terrell Owens (11/8/98 to 12/27/98) | 8 |
| Jerry Rice (12/8/89 to 11/27/89) | 8 |
| Dave Parks (11/7/65 to 9/11/66) | 8 |



ALL-TIME REGULAR SEASON PASSING

ALL-TIME LEADING PASSERS (BY YARDS)

| Player | Years | Gms | Att | Cmp | Pct | Yards | TD | INT | Lg | QB Rat | INT Pct. |
|----------------------|-------------------|-----------|--------------|--------------|-------------|---------------|-----------|-----------|-----------|-------------|------------|
| 1. Joe Montana | 1979–1992 (14) | 167 | 4,600 | 2,929 | 63.7 | 35,124 | 244 | 123 | 96t | 93.5 | 2.7 |
| 2. John Brodie | 1957–1973 (17) | 201 | 4,491 | 2,469 | 55.0 | 31,548 | 214 | 224 | 83t | 72.3 | 5.0 |
| 3. Steve Young | 1987–1999 (13) | 150 | 3,648 | 2,400 | 65.8 | 29,907 | 221 | 86 | 97t | 101.4 | 2.4 |
| 4. Jeff Garcia | 1999–2003 (5) | 74 | 2,360 | 1,449 | 61.4 | 16,408 | 113 | 56 | 76t | 88.3 | 2.4 |
| 5. Y.A. Tittle | 1951–1960 (10) | 112 | 2,194 | 1,226 | 55.9 | 16,016 | 108 | 134 | 78t | 70.0 | 6.1 |
| 6. Alex Smith | 2005–* (7) | 70 | 1,959 | 1,137 | 58.1 | 12,543 | 68 | 58 | 75 | 76.4 | 3.0 |
| 7. Steve DeBerg | 1978–1980 (3) | 39 | 1,201 | 670 | 55.8 | 7,220 | 37 | 60 | 93t | 63.1 | 5.0 |
| 8. Steve Spurrier | 1967–1975 (9) | 92 | 840 | 441 | 52.5 | 5,250 | 33 | 48 | 81t | 61.2 | 5.7 |
| 9. Tim Rattay | 2000–2005 (6) | 32 | 586 | 356 | 60.8 | 3,941 | 24 | 18 | 89t | 81.6 | 3.1 |
| 10. Frankie Albert | 1950–1952 (3) | 36 | 601 | 316 | 52.6 | 3,847 | 27 | 43 | 60 | 57.7 | 7.2 |
| 11. Shaun Hill | 2007–2009 (3) | 18 | 522 | 322 | 61.7 | 3,490 | 23 | 11 | 61 | 87.3 | 2.1 |
| 12. Jim Plunkett | 1976–1977 (2) | 26 | 491 | 254 | 51.7 | 3,285 | 22 | 30 | 85t | 62.5 | 6.1 |
| 13. Elvis Grbac | 1994–1996 (3) | 42 | 430 | 284 | 66.0 | 3,098 | 18 | 16 | 81t | 85.6 | 3.7 |
| 14. Steve Bono | 1989–1993 (5) | 34 | 359 | 220 | 61.3 | 2,558 | 14 | 7 | 78 | 87.7 | 1.9 |
| 15. Ken Dorsey | 2004–2005 (2) | 11 | 316 | 171 | 54.1 | 1,712 | 8 | 11 | 59 | 63.7 | 3.5 |
| 16. George Mira | 1964–1968 (5) | 47 | 240 | 112 | 46.7 | 1,711 | 17 | 14 | 79t | 70.0 | 5.8 |
| 17. Norm Snead | 1975–1975 (2) | 14 | 237 | 138 | 58.2 | 1,705 | 11 | 11 | 60t | 76.7 | 4.6 |
| 18. J.T. O'Sullivan | 2008 (1) | 9 | 220 | 128 | 58.2 | 1,678 | 8 | 11 | 63 | 73.6 | 5.0 |
| 19. Tom Owen | 1974–1975 (2) | 14 | 235 | 112 | 47.7 | 1,645 | 11 | 17 | 68t | 56.4 | 7.2 |
| 20. Jeff Kemp | 1986 (1) | 10 | 200 | 119 | 59.5 | 1,554 | 11 | 8 | 66t | 85.7 | 4.0 |

MOST PASSING YARDS IN SINGLE SEASON

| Player | Year | Att | Cmp | Pct | Yards | TD | INT | LG | QB Rat | INT Pct |
|-----------------|------|------------|------------|-------------|--------------|-----------|-----|-----|--------------|------------|
| 1. Jeff Garcia | 2000 | 561 | 355 | 63.3 | 4,278 | 31 | 10 | 69t | 97.6 | 1.8 |
| 2. Steve Young | 1998 | 517 | 322 | 62.3 | 4,170 | 36 | 12 | 81t | 101.1 | 2.3 |
| 3. Steve Young | 1993 | 462 | 314 | 68.0 | 4,023 | 29 | 16 | 80t | 101.5 | 3.5 |
| 4. Steve Young | 1994 | 461 | 324 | 70.3 | 3,969 | 35 | 10 | 69t | 112.8 | 2.2 |
| 5. Joe Montana | 1990 | 520 | 321 | 61.7 | 3,944 | 26 | 16 | 78t | 89.0 | 3.1 |
| 6. Joe Montana | 1983 | 515 | 332 | 64.5 | 3,910 | 26 | 12 | 77t | 94.6 | 2.3 |
| 7. Joe Montana | 1985 | 494 | 303 | 61.3 | 3,653 | 27 | 13 | 73 | 91.3 | 2.6 |
| 8. Steve DeBerg | 1979 | 578 | 347 | 60.0 | 3,652 | 17 | 21 | 50 | 73.1 | 3.6 |
| 9. Joe Montana | 1984 | 432 | 279 | 64.6 | 3,630 | 28 | 10 | 80t | 102.9 | 2.3 |
| 10. Joe Montana | 1981 | 488 | 311 | 63.7 | 3,565 | 19 | 12 | 78t | 88.4 | 2.5 |

Led NFL

Led Conference

MOST CONSECUTIVE COMPLETIONS

| Player | Game(s) | Cmp |
|----------------|--|-----|
| 1. Joe Montana | last 5 vs. Cle. (11/29/87) first 17 at GB (12/6/87) | 22 |
| 2. Steve Young | at Was. (11/24/96) | 19 |

CONSECUTIVE PASSES WITHOUT INTERCEPTION

| Player | Game(s) | Atts |
|----------------------|--|------------|
| 1. Steve Young | 22 passes vs. Min. (10/3/93) to 12 passes at LA Rams (11/28/93) | 184 |
| 2. Alex Smith | 12 passes at Bal. (11/24/11) to 31 passes at StL (1/1/12) | 159 |
| 3. Joe Montana | 12 passes at Phi. (9/24/89) to 6 passes vs. GB (11/19/89) | 154 |

CONSECUTIVE GAMES WITH TOUCHDOWN PASS

| Player | Game(s) | Games |
|----------------|---|-------|
| 1. Steve Young | at Det. (10/9/94) to vs. StL (11/26/95) note: DNP in 5 games in 1995 | 18 |
| 2. Steve Young | vs. NYJ (9/6/98) to vs. StL (12/27/98) note: EQ on 11/8/98 | 15 |
| 3. Joe Montana | vs. Buf. (12/17/89) to vs. NYG (12/3/90) | 14 |

BEST QB RATING, Career

| Player | QB Rat |
|----------------------|-------------|
| 1. Steve Young | 101.4 |
| 2. Joe Montana | 93.5 |
| 3. Jeff Garcia | 88.3 |
| 4. Shaun Hill | 87.3 |
| 5. Tim Rattay | 81.6 |
| 6. Alex Smith | 76.4 |
| 7. John Brodie | 72.3 |
| 8. Y.A. Tittle | 70.0 |
| 9. Steve DeBerg | 63.1 |
| 10. Steve Spurrier | 61.2 |

(min. 500 attempts)

AVG YDS PER ATTEMPT, Career

| Player | Y/A |
|----------------|------|
| 1. Steve Young | 8.20 |
| 2. Joe Montana | 7.64 |
| 3. Y.A. Tittle | 7.30 |
| 4. John Brodie | 7.02 |
| 5. Jeff Garcia | 6.95 |

(min. 500 attempts)

MOST ATTEMPTS, Career

| Player | Att |
|----------------------|--------------|
| 1. Joe Montana | 4,600 |
| 2. John Brodie | 4,491 |
| 3. Steve Young | 3,648 |
| 4. Jeff Garcia | 2,360 |
| 5. Y.A. Tittle | 2,194 |
| 6. Alex Smith | 1,959 |
| 7. Steve DeBerg | 1,201 |
| 8. Steve Spurrier | 840 |
| 9. Frankie Albert | 601 |
| 10. Tim Rattay | 586 |

MOST COMPLETIONS, Career

| Player | Comp |
|----------------------|--------------|
| 1. Joe Montana | 2,929 |
| 2. John Brodie | 2,469 |
| 3. Steve Young | 2,400 |
| 4. Jeff Garcia | 1,449 |
| 5. Y.A. Tittle | 1,226 |
| 6. Alex Smith | 1,137 |
| 7. Steve DeBerg | 670 |
| 8. Steve Spurrier | 441 |
| 9. Tim Rattay | 322 |
| 10. Shaun Hill | 322 |

MOST TD PASSES, Career

| Player | TD |
|----------------------|-----------|
| 1. Joe Montana | 244 |
| 2. Steve Young | 221 |
| 3. John Brodie | 214 |
| 4. Jeff Garcia | 113 |
| 5. Y.A. Tittle | 108 |
| 6. Alex Smith | 68 |
| 7. Steve DeBerg | 37 |
| 8. Steve Spurrier | 33 |
| 9. Frankie Albert | 27 |
| 10. Tim Rattay | 24 |

MOST INTs, Career

| Player | INT |
|----------------------|-----------|
| 1. John Brodie | 224 |
| 2. Y.A. Tittle | 134 |
| 3. Joe Montana | 123 |
| 4. Steve Young | 86 |
| 5. Steve DeBerg | 60 |
| 6. Alex Smith | 58 |
| 7. Jeff Garcia | 56 |
| 8. Steve Spurrier | 48 |
| 9. Frankie Albert | 43 |
| 10. Jim Plunkett | 30 |

BEST COMPLETION PCT., Career

| Player | Comp. % |
|----------------------|-------------|
| 1. Steve Young | 65.8 |
| 2. Joe Montana | 63.7 |
| 3. Shaun Hill | 61.7 |
| 4. Jeff Garcia | 61.4 |
| 5. Tim Rattay | 60.8 |
| 6. Alex Smith | 58.1 |
| 7. Y.A. Tittle | 55.9 |
| 8. Steve DeBerg | 55.8 |
| 9. John Brodie | 55.0 |
| 10. Frankie Albert | 52.6 |

(min. 500 attempts)



ALL-TIME REGULAR SEASON PASSING

TOP SINGLE-GAME PASSING

MOST PASSING YARDS

| Player | Game | Yards |
|----------------|-----------------------|-------|
| 1. Joe Montana | at Atl. (10/14/90) | 476 |
| 2. Steve Young | at LA Rams (11/28/93) | 462 |
| 3. Joe Montana | at LA Rams (12/11/89) | 458 |
| 4. Steve Young | vs. Buf. (9/13/92) | 449 |
| 5. Joe Montana | at Was. (11/17/86) | 441 |

MOST ATTEMPTS

| Player | Game | Att |
|----------------|---------------------|-----|
| 1. Joe Montana | at Was. (11/17/86) | 60 |
| 2. Joe Montana | at Atl. (10/6/85) | 57 |
| Tim Rattay | vs. Arz. (10/10/04) | 57 |
| 4. Jeff Garcia | at Dal. (12/8/02) | 55 |
| 5. Jeff Garcia | at Car. (11/18/01) | 54 |
| Steve DeBerg | at Atl. (12/16/79) | 54 |
| John Brodie | at Chi. (11/13/66) | 54 |

MOST COMPLETIONS

| Player | Game | Cmp |
|----------------|---------------------|-----|
| 1. Tim Rattay | vs. Arz. (10/10/04) | 38 |
| 2. Joe Montana | at Atl. (10/6/85) | 37 |
| 3. Jeff Garcia | vs. Chi. (12/17/00) | 36 |
| Jeff Garcia | at Dal. (12/8/02) | 36 |
| 5. Jeff Garcia | at Car. (11/18/01) | 34 |
| Joe Montana | at Pit. (9/13/87) | 34 |

MOST TOUCHDOWN PASSES

| Player | Game | TD |
|----------------|--------------------|----|
| 1. Joe Montana | at Atl. (10/14/90) | 6 |
| 2. Joe Montana | at Phi. (9/24/89) | 5 |
| Joe Montana | at Atl. (10/6/85) | 5 |
| Steve Spurrier | at Chi. (11/19/72) | 5 |
| John Brodie | at Min. (11/28/65) | 5 |

MOST INTERCEPTIONS

| Player | Game | INT |
|-----------------|---------------------|-----|
| 1. John Brodie | at Det. (11/4/73) | 6 |
| 2. Steve DeBerg | at Dal. (10/12/80) | 5 |
| Scott Bull | vs. Pit. (11/27/78) | 5 |
| Tom Owen | at Cle. (12/1/74) | 5 |
| John Brodie | vs. Bal. (11/29/64) | 5 |
| Y.A. Tittle | vs. Bal. (12/5/59) | 5 |
| Y.A. Tittle | at Bal. (11/30/58) | 5 |
| Frankie Albert | vs. Pit. (12/7/52) | 5 |

HIGHEST COMPLETION PERCENTAGE (20+ attempts)

| Player | Game | Pct. |
|----------------|----------------------------|------|
| 1. Steve Young | vs. Det. (10/20/91), 18-20 | 90.0 |
| 2. Steve Young | vs. NO (9/14/97), 18-21 | 85.7 |
| 3. John Brodie | vs. Atl. (9/29/68), 17-20 | 85.0 |
| 4. Joe Montana | vs. Atl. (9/25/83), 27-32 | 84.4 |

AVERAGE YARDS PER ATTEMPT (20+ attempts)

| Player | Game | Y/A |
|----------------|------------------------|-------|
| 1. Steve Young | vs. Det. (12/19/93) | 15.39 |
| 2. Steve Young | vs. LA Rams (11/28/93) | 14.44 |
| 3. Steve Young | vs. Atl. (10/18/92) | 14.25 |
| 4. Steve Young | vs. Atl. (9/21/97) | 14.00 |

MOST ATTEMPTS, Season

| Player | Att |
|------------------------|-----|
| 1. Steve DeBerg (1979) | 578 |
| 2. Jeff Garcia (2000) | 561 |
| 3. Jeff Garcia (2002) | 528 |
| 4. Joe Montana (1990) | 520 |
| 5. Steve Young (1998) | 517 |

MOST COMPLETIONS, Season

| Player | Cmp |
|------------------------|-----|
| 1. Jeff Garcia (2000) | 355 |
| 2. Steve DeBerg (1979) | 347 |
| 3. Joe Montana (1983) | 332 |
| 4. Jeff Garcia (2002) | 328 |
| 5. Steve Young (1994) | 324 |

MOST TD PASSES, Season

| Player | TD |
|-----------------------|----|
| 1. Steve Young (1998) | 36 |
| 2. Steve Young (1994) | 35 |
| 3. Jeff Garcia (2001) | 32 |
| 4. Jeff Garcia (2000) | 31 |
| Joe Montana (1987) | 31 |

MOST INTs, Season

| Player | INT |
|--------------------------|-----|
| 1. Y.A. Tittle (1955) | 28 |
| 2. John Brodie (1971) | 24 |
| 3. Frankie Albert (1950) | 23 |
| 4. Steve DeBerg (1978) | 22 |
| John Brodie (1966) | 22 |

BEST COMP. PCT., Season

| Player | Pct |
|-----------------------|------|
| 1. Steve Young (1994) | 70.3 |
| 2. Joe Montana (1989) | 70.2 |
| 3. Steve Young (1993) | 68.0 |
| 4. Steve Young (1996) | 67.7 |
| 5. Steve Young (1997) | 67.7 |

BEST QB RATING, Season

| Player | Rat |
|-----------------------|-------|
| 1. Steve Young (1994) | 112.8 |
| 2. Joe Montana (1989) | 112.4 |
| 3. Steve Young (1992) | 107.0 |
| 4. Steve Young (1997) | 104.7 |
| 5. Joe Montana (1984) | 102.9 |

FEWEST INTs, Season

| Player | INT |
|-----------------------|-----|
| 1. Steve Young (1997) | 6 |
| Steve Young (1996) | 6 |
| 3. Steve Young (1992) | 7 |
| 4. Shaun Hill (2008) | 8 |
| Steve Young (1991) | 8 |
| Joe Montana (1989) | 8 |

AVG YDS PER ATTEMPT, Season

| Player | Pct |
|-----------------------|------|
| 1. John Brodie (1961) | 9.14 |
| 2. Joe Montana (1989) | 9.12 |
| 3. Steve Young (1991) | 9.02 |
| 4. Steve Young (1993) | 8.71 |
| 5. Steve Young (1992) | 8.62 |

49ERS QB WINS/LOSSES AS STARTER

| Player | Win | Loss | Ties | Pct |
|-------------------|------------|------------|-----------|--------------|
| Joe Montana | 100 | 39 | | 0.719 |
| Steve Young | 91 | 33 | | 0.734 |
| John Brodie | 74 | 77 | 8 | 0.490 |
| Y.A. Tittle | 45 | 31 | 2 | 0.592 |
| Jeff Garcia | 35 | 36 | | 0.493 |
| Alex Smith | 32 | 34 | | 0.485 |
| Steve Spurrier | 13 | 12 | 1 | 0.520 |
| Frankie Albert | 13 | 16 | 1 | 0.448 |
| Jim Plunkett | 11 | 15 | | 0.423 |
| Shaun Hill | 10 | 6 | | 0.625 |
| Steve DeBerg | 7 | 28 | | 0.200 |
| Elvis Grbac | 6 | 3 | | 0.667 |
| Steve Bono | 5 | 1 | | 0.833 |
| George Mira | 4 | 2 | | 0.667 |
| Tom Owen | 4 | 4 | | 0.500 |
| Tim Rattay | 4 | 12 | | 0.250 |
| Jeff Kemp | 3 | 2 | 1 | 0.600 |
| Troy Smith | 3 | 3 | | 0.500 |
| Scott Bull | 3 | 4 | | 0.429 |
| Joe Reed | 3 | 4 | | 0.429 |
| Matt Cavanaugh | 2 | 0 | | 1.000 |
| Norm Snead | 2 | 5 | | 0.286 |
| J.T. O'Sullivan | 2 | 6 | | 0.250 |
| Lamar McHan | 2 | 7 | | 0.222 |
| Ken Dorsey | 2 | 8 | | 0.200 |
| Bob Gagliano | 1 | 0 | | 1.000 |
| Jimmy Cason | 1 | 0 | | 1.000 |
| Jim Druckenmiller | 1 | 0 | | 1.000 |
| Ty Detmer | 1 | 0 | | 1.000 |
| Mike Moroski | 1 | 1 | | 0.500 |
| Jimmy Powers | 1 | 1 | | 0.500 |
| Earl Morrall | 1 | 3 | | 0.250 |
| Trent Dilfer | 1 | 5 | | 0.167 |
| Chris Weinke | 0 | 1 | | 0.000 |
| Bobby Waters | 0 | 2 | | 0.000 |
| Dennis Morrison | 0 | 2 | | 0.000 |
| Cody Pickett | 0 | 2 | | 0.000 |
| Steve Stenstrom | 0 | 3 | | 0.000 |
| | 484 | 409 | 13 | 0.540 |

300-YARD GAMES, Career

| Player | Games |
|-----------------|-------|
| 1. Joe Montana | 35 |
| 2. Steve Young | 28 |
| 3. Jeff Garcia | 14 |
| 4. Steve DeBerg | 5 |
| Y.A. Tittle | 5 |

300-YARD GAMES, Season

| Player | Games |
|-----------------------------------|-------|
| 1. Steve Young (1998) | 7 |
| 2. Jeff Garcia (2000) | 6 |
| 3. Steve Young (1994) | 5 |
| Joe Montana (1982, '85, '87, '90) | 5 |



STARTING QB YEARLY RECORDS

| Year | Player | Record as a Starter |
|------|-----------------|---------------------|
| 1950 | Frankie Albert | 3-9 |
| 1951 | Frankie Albert | 6-4-1 |
| | Y.A. Tittle | 1-0 |
| 1952 | Frankie Albert | 4-3 |
| | Y.A. Tittle | 3-2 |
| 1953 | Y.A. Tittle | 8-2 |
| | Jim Powers | 1-1 |
| 1954 | Y.A. Tittle | 6-4-1 |
| | Jim Cason | 1-0 |
| 1955 | Y.A. Tittle | 4-8 |
| 1956 | Y.A. Tittle | 4-3-1 |
| | Earl Morrall | 1-3 |
| 1957 | Y.A. Tittle | 7-4 |
| | John Brodie | 1-0 |
| 1958 | Y.A. Tittle | 3-3 |
| | John Brodie | 3-3 |
| 1959 | Y.A. Tittle | 6-4 |
| | John Brodie | 1-1 |
| 1960 | John Brodie | 4-4 |
| | Y.A. Tittle | 3-1 |
| 1961 | John Brodie | 7-6-1 |
| 1962 | John Brodie | 6-8 |
| 1963 | Lamar McHan | 2-7 |
| | John Brodie | 0-3 |
| | Bob Waters | 0-2 |
| 1964 | John Brodie | 3-9 |
| | George Mira | 1-1 |
| 1965 | John Brodie | 7-5-1 |
| | George Mira | 0-1 |
| 1966 | John Brodie | 5-6-2 |
| | George Mira | 1-0 |
| 1967 | John Brodie | 5-5 |
| | George Mira | 2-0 |
| | Steve Spurrier | 0-2 |
| 1968 | John Brodie | 7-6-1 |
| 1969 | John Brodie | 2-6-2 |
| | Steve Spurrier | 2-2 |
| 1970 | John Brodie | 10-3-1 |
| 1971 | John Brodie | 9-5 |
| 1972 | John Brodie | 2-3 |
| | Steve Spurrier | 6-2-1 |
| 1973 | John Brodie | 2-4 |
| | Steve Spurrier | 2-3 |
| | Joe Reed | 1-2 |
| 1974 | Tom Owen | 4-3 |
| | Joe Reed | 2-2 |
| | Dennis Morrison | 0-2 |
| | Norm Snead | 0-1 |
| 1975 | Norm Snead | 2-5 |
| | Steve Spurrier | 3-3 |
| | Tom Owen | 0-1 |
| 1976 | Jim Plunkett | 6-6 |
| | Scott Bull | 2-0 |
| 1977 | Jim Plunkett | 5-9 |
| 1978 | Steve DeBerg | 1-10 |
| | Scott Bull | 1-4 |
| 1979 | Steve DeBerg | 2-13 |
| | Joe Montana | 0-1 |

| Year | Player | Record as a Starter |
|------|-------------------|---------------------|
| 1980 | Steve DeBerg | 4-5 |
| | Joe Montana | 2-5 |
| 1981 | Joe Montana | 13-3 |
| 1982 | Joe Montana | 3-6 |
| 1983 | Joe Montana | 10-6 |
| 1984 | Joe Montana | 14-1 |
| | Matt Cavanaugh | 1-0 |
| 1985 | Joe Montana | 9-6 |
| | Matt Cavanaugh | 1-0 |
| 1986 | Joe Montana | 6-2 |
| | Jeff Kemp | 3-2-1 |
| 1987 | Joe Montana | 10-1 |
| | Steve Young | 2-1 |
| | Bob Gagliano | 1-0 |
| 1988 | Joe Montana | 8-5 |
| | Steve Young | 2-1 |
| 1989 | Joe Montana | 11-2 |
| | Steve Young | 3-0 |
| 1990 | Joe Montana | 14-1 |
| | Steve Young | 0-1 |
| 1991 | Steve Young | 5-5 |
| | Steve Bono | 5-1 |
| 1992 | Steve Young | 14-2 |
| 1993 | Steve Young | 10-6 |
| 1994 | Steve Young | 13-3 |
| 1995 | Steve Young | 8-3 |
| | Elvis Grbac | 3-2 |
| 1996 | Steve Young | 9-3 |
| | Elvis Grbac | 3-1 |
| 1997 | Steve Young | 12-3 |
| | Jim Druckenmiller | 1-0 |
| 1998 | Steve Young | 11-4 |
| | Ty Detmer | 1-0 |
| 1999 | Jeff Garcia | 2-8 |
| | Steve Young | 2-1 |
| | Steve Stenstrom | 0-3 |
| 2000 | Jeff Garcia | 6-10 |
| 2001 | Jeff Garcia | 12-4 |
| 2002 | Jeff Garcia | 10-6 |
| 2003 | Jeff Garcia | 5-8 |
| | Tim Rattay | 2-1 |
| 2004 | Tim Rattay | 1-8 |
| | Ken Dorsey | 1-6 |
| 2005 | Alex Smith | 2-5 |
| | Tim Rattay | 1-5 |
| | Ken Dorsey | 1-2 |
| 2006 | Alex Smith | 7-9 |
| 2007 | Alex Smith | 2-5 |
| | Trent Dilfer | 1-5 |
| | Shaun Hill | 2-0 |
| 2008 | Shaun Hill | 5-3 |
| | J.T. O'Sullivan | 2-6 |
| 2009 | Alex Smith | 5-5 |
| | Shaun Hill | 3-3 |
| 2010 | Alex Smith | 3-7 |
| | Troy Smith | 3-3 |
| 2011 | Alex Smith | 13-3 |



ALL-TIME REGULAR SEASON RUSHING

ALL-TIME LEADING RUSHERS (BY YARDS)

| Player | Years | Gms | Att | Yards | Avg | Lg | TD |
|---------------------|---------------------|-----|-------|---------|-----|-----|----|
| 1. Frank Gore | 2005-* (7) | 100 | 1,653 | 7,625 | 4.6 | 80t | 43 |
| 2. Joe Perry | 1950-1960, '63 (12) | 131 | 1,475 | 7,344 * | 4.9 | 78t | 50 |
| 3. Roger Craig | 1983-1990 *8) | 121 | 1,686 | 7,064 | 4.2 | 71 | 50 |
| 4. Ken Willard | 1965-1973 (9) | 125 | 1,582 | 5,930 | 3.7 | 69t | 45 |
| 5. Garrison Hearst | 1997-2003 (7) | 73 | 1,189 | 5,535 | 4.7 | 96t | 26 |
| 6. J.D. Smith | 1956-1964 (9) | 97 | 1,007 | 4,370 | 4.3 | 80t | 37 |
| 7. Hugh McElhenny | 1952-1960 (9) | 97 | 877 | 4,288 | 4.9 | 89t | 35 |
| 8. Kevan Barlow | 2001-2005 (5) | 72 | 891 | 3,614 | 4.1 | 78t | 24 |
| 9. Steve Young | 1987-1999 (13) | 150 | 608 | 3,581 | 5.9 | 49t | 37 |
| 10. Wendell Tyler | 1983-1986 (4) | 48 | 624 | 3,112 | 4.9 | 40 | 16 |
| 11. Delvin Williams | 1974-1977 (4) | 54 | 669 | 2,966 | 4.4 | 80t | 20 |
| 12. Wilbur Jackson | 1974-1979 (6) | 72 | 745 | 2,955 | 4.0 | 80 | 10 |
| 13. Ricky Watters | 1992-1994 (3) | 43 | 653 | 2,840 | 4.3 | 43 | 25 |
| 14. Charlie Garner | 1999-2000 (2) | 32 | 499 | 2,371 | 4.8 | 53 | 11 |
| 15. Tom Rathman | 1986-1993 (8) | 115 | 516 | 1,902 | 3.7 | 35 | 26 |
| 16. Vic Washington | 1971-1973 (3) | 40 | 483 | 1,813 | 3.8 | 42 | 14 |
| 17. Paul Hofer | 1976-1981 (6) | 77 | 416 | 1,746 | 4.2 | 47 | 16 |
| 18. Larry Schreiber | 1971-1975 (5) | 60 | 502 | 1,734 | 3.5 | 23 | 10 |
| 19. Joe Montana | 1979-1992 (14) | 167 | 414 | 1,595 | 3.9 | 21 | 20 |
| 20. Jeff Garcia | 1999-2003 (5) | 74 | 318 | 1,571 | 4.9 | 33 | 21 |

* does not include AAFC Statistics

MOST RUSHING YARDS IN SINGLE SEASON

| Player | Year | Att | Yards | Avg | Lg | TD |
|--------------------|------|-----|-------|-----|-----|----|
| 1. Frank Gore | 2006 | 312 | 1,695 | 5.4 | 72 | 8 |
| 2. Garrison Hearst | 1998 | 310 | 1,570 | 5.1 | 96t | 7 |
| 3. Roger Craig | 1988 | 310 | 1,502 | 4.8 | 46t | 9 |
| 4. Wendell Tyler | 1984 | 246 | 1,262 | 5.1 | 40 | 7 |
| 5. Charlie Garner | 1999 | 241 | 1,229 | 5.1 | 53 | 4 |
| 6. Frank Gore | 2011 | 282 | 1,211 | 4.3 | 55 | 8 |
| 7. Garrison Hearst | 2001 | 252 | 1,206 | 4.8 | 43t | 4 |
| 8. Delvin Williams | 1976 | 248 | 1,203 | 4.9 | 80t | 7 |
| 9. Charlie Garner | 2000 | 258 | 1,142 | 4.4 | 42 | 7 |
| 10. Frank Gore | 2009 | 229 | 1,120 | 4.9 | 80t | 10 |
| 11. Frank Gore | 2007 | 260 | 1,102 | 4.2 | 43t | 5 |
| 12. Roger Craig | 1989 | 271 | 1,054 | 3.9 | 27 | 6 |
| 13. Roger Craig | 1985 | 214 | 1,050 | 4.9 | 62t | 9 |
| 14. Joe Perry | 1954 | 173 | 1,049 | 6.1 | 58 | 8 |
| 15. Frank Gore | 2008 | 240 | 1,036 | 4.3 | 41t | 6 |
| J.D. Smith | 1959 | 207 | 1,036 | 5.0 | 73t | 10 |

Led NFL

Led Conference

MOST ATTEMPTS, Career

| Player | Att |
|---------------------|-------|
| 1. Roger Craig | 1,686 |
| 2. Frank Gore | 1,653 |
| 3. Ken Willard | 1,582 |
| 4. Joe Perry | 1,475 |
| 5. Garrison Hearst | 1,189 |
| 6. J.D. Smith | 1,007 |
| 7. Kevan Barlow | 891 |
| 8. Hugh McElhenny | 877 |
| 9. Wilbur Jackson | 745 |
| 10. Delvin Williams | 669 |

MOST TOUCHDOWNS, Career

| Player | TD |
|--------------------|----|
| 1. Roger Craig | 50 |
| Joe Perry | 50 |
| 3. Ken Willard | 45 |
| 4. Frank Gore | 43 |
| 5. Steve Young | 37 |
| J.D. Smith | 37 |
| 7. Hugh McElhenny | 35 |
| 8. Garrison Hearst | 26 |
| 9. Tom Rathman | 26 |
| 10. Ricky Watters | 25 |

HIGHEST RUSHING AVG., Career

| Player | Avg |
|--------------------|------|
| 1. Steve Young | 5.89 |
| 2. Wendell Tyler | 4.99 |
| 3. Joe Perry | 4.98 |
| 4. Jeff Garcia | 4.94 |
| 5. Hugh McElhenny | 4.89 |
| 6. Charlie Garner | 4.75 |
| 7. Garrison Hearst | 4.66 |
| 8. Frank Gore | 4.63 |
| 9. Delvin Williams | 4.43 |
| 10. Ricky Watters | 4.35 |

(min. 300 attempts)

100-YARD GAMES, Career

| Player | Games |
|--------------------|-------|
| 1. Frank Gore | 29 |
| 2. Joe Perry | 20 |
| 3. Garrison Hearst | 16 |
| 4. Roger Craig | 14 |
| 5. J.D. Smith | 12 |
| Hugh McElhenny | 12 |

1,000-YD SEASONS, Career

| Player | Seasons |
|--------------------|---------|
| 1. Frank Gore | 5 |
| 2. Garrison Hearst | 3 |
| Roger Craig | 3 |
| 4. Charlie Garner | 2 |
| Joe Perry | 2 |

CONSECUTIVE 1,000-YD SEASONS, Career

| Player | Seasons |
|-------------------------------|---------|
| 1. Frank Gore (2006-09) | 4 |
| 2. Charlie Garner (1999-2000) | 2 |
| Garrison Hearst (1997-98) | 2 |
| Roger Craig (1988-89) | 2 |
| Joe Perry (1953-54) | 2 |



ALL-TIME REGULAR SEASON RUSHING

TOP SINGLE-GAME RUSHING

MOST RUSHING YARDS

| | <u>Player</u> | <u>Game</u> | <u>Yards</u> |
|----|-----------------|---------------------|--------------|
| 1. | Frank Gore | vs. Sea. (11/19/06) | 212 |
| 2. | Frank Gore | vs. Sea. (9/20/09) | 207 |
| 3. | Charlie Garner | at Dal. (9/24/00) | 201 |
| 4. | Garrison Hearst | vs. Det. (12/14/98) | 198 |
| 5. | Delvin Williams | at StL (10/31/76) | 194 |

MOST RUSHING ATTEMPTS

| | <u>Player</u> | <u>Game</u> | <u>Att</u> |
|----|-----------------|---------------------|------------|
| 1. | Charlie Garner | at Dal. (9/24/00) | 36 |
| 2. | Maurice Hicks | at Arz. (12/12/04) | 34 |
| | Delvin Williams | at StL (10/31/76) | 34 |
| 4. | Frank Gore | vs. Cle. (10/30/11) | 31 |
| | Frank Gore | at Den. (12/31/06) | 31 |
| | Garrison Hearst | vs. Sea. (12/1/02) | 31 |
| | J.D. Smith | at Bal. (10/7/62) | 31 |
| | J.D. Smith | at Chi. (10/14/62) | 31 |

MOST RUSHING TOUCHDOWNS

| | <u>Player</u> | <u>Game</u> | <u>TD</u> |
|----|---------------|--------------------|-----------|
| 1. | Billy Kilmer | at Min. (10/15/61) | 4 |

HIGHEST RUSHING AVERAGE (10+ Attempts)

| | <u>Player</u> | <u>Game</u> | <u>Avg</u> |
|----|----------------|--------------------|------------|
| 1. | Joe Perry | vs. Det. (11/2/58) | 13.4 |
| 2. | Frank Gore | vs. Sea. (9/20/09) | 12.9 |
| 3. | Wilbur Jackson | vs. NO (11/27/77) | 11.9 |
| 4. | Hugh McElhenny | at Chi. (10/17/54) | 11.4 |
| 5. | Maurice Hicks | at StL (12/24/05) | 10.9 |

MOST CONSECUTIVE 100-YARD RUSHING GAMES

| | <u>Player</u> | <u>Game(s)</u> | <u>Games</u> |
|----|-----------------|--|--------------|
| 1. | Frank Gore | at Phi. (10/2/11) to at Was. (11/6/11) | 5 |
| 2. | Garrison Hearst | vs. NYG (11/30/98) to at NE (12/20/98) | 4 |
| 3. | Frank Gore | vs. Oak. (10/17/10) to vs. Den. (10/31/10) | 3 |
| | Frank Gore | at Det. (11/12/06) to at StL (11/26/06) | 3 |
| | J.D. Smith | at Bal. (10/7/62) to at GB (10/21/62) | 3 |
| | Billy Kilmer | at Det. (10/1/61) to at Min. (10/15/61) | 3 |

MOST RUSHING ATTEMPTS, Season

| <u>Player</u> | <u>Att</u> |
|-----------------------------|------------|
| 1. Frank Gore (2006)..... | 312 |
| 2. Roger Craig (1988)..... | 310 |
| Garrison Hearst (1998)..... | 310 |
| 4. Frank Gore (2011)..... | 282 |
| 5. Roger Craig (1989)..... | 271 |

MOST RUSHING TOUCHDOWNS, Season

| <u>Player</u> | <u>TD</u> |
|---------------------------|-----------|
| 1. Frank Gore (2009)..... | 10 |
| Derek Loville (1995)..... | 10 |
| Ricky Watters (1993)..... | 10 |
| Billy Kilmer (1961)..... | 10 |
| J.D. Smith (1959)..... | 10 |
| Joe Perry (1953)..... | 10 |

HIGHEST RUSHING AVG., Season

| <u>Player</u> | <u>Avg</u> |
|--------------------------------|------------|
| 1. Hugh McElhenny (1952)..... | 6.98 |
| 2. Joe Perry (1958)..... | 6.06 |
| 3. Joe Perry (1954)..... | 6.06 |
| 4. Frank Gore (2006)..... | 5.43 |
| 5. Delvin Williams (1975)..... | 5.39 |

MOST 100-YARD RUSHING GAMES, Season

| <u>Player</u> | <u>Games</u> |
|--------------------------------|--------------|
| 1. Frank Gore (2006)..... | 9 |
| 2. Garrison Hearst (1998)..... | 6 |
| Roger Craig (1988)..... | 6 |
| 4. Frank Gore (2011)..... | 5 |
| Frank Gore (2009)..... | 5 |
| J.D. Smith (1959)..... | 5 |
| Joe Perry (1953)..... | 5 |

MOST CONSECUTIVE GAMES WITH A RUSHING TD

| <u>Player</u> | <u>Game(s)</u> | <u>Games</u> |
|-------------------|---|--------------|
| 1. Joe Perry | at GB (11/22/53) to at GB (10/10/54) | 7 |
| 2. Hugh McElhenny | vs. Was. (9/26/54) to vs. Det. (10/24/54) | 5 |



ALL-TIME REGULAR SEASON RECEIVING

ALL-TIME LEADING RECEIVERS (BY RECEPTIONS)

| Player | Years | Gms | Rec | Yards | Avg | Lg | TD |
|-------------------------|-------------------|------------|------------|--------------|-------------|------------|-----------|
| 1. Jerry Rice | 1985–2000 (16) | 238 | 1,281 | 19,247 | 15.0 | 96t | 187 |
| 2. Terrell Owens | 1996–2003 (8) | 121 | 592 | 8,572 | 14.5 | 79t | 81 |
| 3. Roger Craig | 1983–1990 (8) | 121 | 508 | 4,442 | 8.7 | 73 | 16 |
| 4. Dwight Clark | 1979–1987 (9) | 134 | 506 | 6,750 | 13.3 | 80t | 48 |
| 5. Brent Jones | 1987–1997 (11) | 143 | 417 | 5,195 | 12.5 | 69t | 33 |
| 6. Billy Wilson | 1951–1960 (10) | 100 | 407 | 5,902 | 14.5 | 77t | 49 |
| 7. Gene Washington | 1969–1977 (9) | 124 | 371 | 6,664 | 17.9 | 79t | 59 |
| 8. John Taylor | 1987–1995 (9) | 121 | 347 | 5,598 | 16.3 | 97t | 43 |
| 9. J.J. Stokes | 1995–2002 (8) | 111 | 327 | 4,139 | 12.7 | 53 | 30 |
| 10. Freddie Solomon | 1978–1985 (8) | 114 | 310 | 4,873 | 15.7 | 93t | 43 |
| 11. Vernon Davis | 2006–* (6) | 88 | 304 | 3,803 | 12.5 | 73t | 35 |
| 12. Tom Rathman | 1986–1993 (8) | 115 | 294 | 2,490 | 8.5 | 36 | 8 |
| 13. Frank Gore | 2005–* (7) | 100 | 287 | 2,397 | 8.4 | 48 | 9 |
| 14. Bernie Casey | 1961–1966 (6) | 79 | 277 | 4,008 | 14.5 | 68t | 27 |
| 15. Ken Willard | 1965–1973 (9) | 125 | 273 | 2,156 | 7.9 | 62 | 16 |
| 16. Gordie Soltau | 1950–1958 (9) | 107 | 249 | 3,487 | 14.0 | 54t | 25 |
| 17. Earl Cooper | 1980–1985 (6) | 88 | 213 | 1,908 | 9.0 | 73t | 12 |
| 18. Dave Parks | 1964–1967 (4) | 50 | 208 | 3,334 | 16.0 | 83t | 27 |
| 19. Monty Stickles | 1960–1967 (8) | 102 | 207 | 2,993 | 14.5 | 54 | 14 |
| 20. Clyde Conner | 1956–1963 (8) | 80 | 203 | 2,643 | 13.0 | 65t | 18 |

MOST RECEPTIONS IN SINGLE SEASON

| Player | Year | Rec | Yards | Avg | Lg | TD |
|-------------------|------|-----|---------|------|-----|----|
| 1. Jerry Rice | 1995 | 122 | 1,848 + | 15.1 | 81t | 15 |
| 2. Jerry Rice | 1994 | 112 | 1,499 | 13.4 | 69t | 13 |
| 3. Jerry Rice | 1996 | 108 | 1,254 | 11.6 | 39 | 8 |
| 4. Terrell Owens | 2002 | 100 | 1,300 | 13.0 | 76t | 13 |
| Jerry Rice | 1990 | 100 | 1,502 | 15.0 | 64t | 13 |
| 6. Jerry Rice | 1993 | 98 | 1,503 | 15.3 | 80t | 15 |
| 7. Terrell Owens | 2000 | 97 | 1,451 | 15.0 | 69t | 13 |
| 8. Terrell Owens | 2001 | 93 | 1,412 | 15.2 | 60t | 16 |
| 9. Roger Craig | 1985 | 92 | 1,016 | 11.0 | 73 | 6 |
| 10. Derek Loville | 1995 | 87 | 662 | 7.6 | 31 | 3 |
| 11. Jerry Rice | 1986 | 86 | 1,570 | 18.3 | 66t | 15 |
| 12. Dwight Clark | 1981 | 85 | 1,105 | 13.0 | 78t | 4 |
| 13. Jerry Rice | 1992 | 84 | 1,201 | 14.3 | 80t | 10 |
| 14. Earl Cooper | 1980 | 83 | 567 | 6.8 | 66t | 4 |
| 15. Eric Johnson | 2004 | 82 | 825 | 10.1 | 25 | 2 |
| Jerry Rice | 1998 | 82 | 1,157 | 14.1 | 75t | 9 |
| Jerry Rice | 1989 | 82 | 1,483 | 18.1 | 68t | 17 |
| Dwight Clark | 1980 | 82 | 991 | 12.1 | 71t | 8 |

Led NFL

Led Conference

+ NFL Record

MOST RECEIVING YARDS, Career

| Player | Yds |
|--------------------|--------|
| 1. Jerry Rice | 19,247 |
| 2. Terrell Owens | 8,572 |
| 3. Dwight Clark | 6,750 |
| 4. Gene Washington | 6,664 |
| 5. Billy Wilson | 5,902 |
| 6. John Taylor | 5,598 |
| 7. Brent Jones | 5,195 |
| 8. Freddie Solomon | 4,873 |
| 9. Roger Craig | 4,442 |
| 10. J.J. Stokes | 4,139 |

MOST TOUCHDOWNS, Career

| Player | TD |
|------------------------|-----------|
| 1. Jerry Rice | 176 |
| 2. Terrell Owens | 81 |
| 3. Gene Washington | 59 |
| 4. Billy Wilson | 49 |
| 5. Dwight Clark | 48 |
| 6. Freddie Solomon | 43 |
| John Taylor | 43 |
| 8. Vernon Davis | 35 |
| 9. Brent Jones | 33 |
| 10. J.J. Stokes | 30 |

BEST RECEIVING AVG., Career

| Player | Avg |
|--------------------|------|
| 1. Gene Washington | 18.0 |
| 2. John Taylor | 16.1 |
| 3. Dave Parks | 16.0 |
| 4. Freddie Solomon | 15.7 |
| 5. Jerry Rice | 15.0 |

(min. 200 attempts)

100-YARD GAMES, Career

| Player | Games |
|--------------------|-------|
| 1. Jerry Rice | 66 |
| 2. Terrell Owens | 25 |
| 3. Gene Washington | 17 |
| 4. Dwight Clark | 16 |
| 5. John Taylor | 12 |

1,000-YD SEASONS, Career

| Player | Seasons |
|------------------|---------|
| 1. Jerry Rice | 12 |
| 2. Terrell Owens | 5 |
| 3. John Taylor | 2 |



ALL-TIME REGULAR SEASON RECEIVING

TOP SINGLE-GAME RECEIVING

MOST RECEIVING YARDS

| | <u>Player</u> | <u>Game</u> | <u>Yards</u> |
|-----|---------------|-----------------------|--------------|
| 1. | Jerry Rice | vs. Min. (12/18/95) | 289 |
| 2. | John Taylor | at LA Rams (12/11/89) | 286 |
| 3. | Terrell Owens | vs. Chi. (12/17/00) | 283 |
| 4. | Jerry Rice | vs. LA Rams (12/9/85) | 241 |
| 5. | Dave Parks | at Bal. (10/3/65) | 231 |
| 6. | Jerry Rice | at Atl. (10/14/90) | 225 |
| | Bernie Casey | at Chi. (11/13/66) | 225 |
| 8. | Jerry Rice | at Was. (11/17/86) | 204 |
| 9. | Gordie Softau | at NYG (11/9/52) | 196 |
| 10. | Billy Wilson | vs. Chi. (10/23/55) | 192 |

MOST RECEPTIONS

| | <u>Player</u> | <u>Game</u> | <u>Rec</u> |
|----|---------------|------------------------|------------|
| 1. | Terrell Owens | vs. Chi. (12/17/00) | 20 |
| 2. | Jerry Rice | vs. LA Rams (11/20/94) | 16 |
| 3. | Jerry Rice | vs. Min. (12/18/95) | 14 |
| 4. | Eric Johnson | vs. Arz. (10/10/04) | 13 |
| | Terrell Owens | vs. Phi. (11/25/02) | 13 |
| | Jerry Rice | at Atl. (10/14/90) | 13 |

MOST RECEIVING TOUCHDOWNS

| | <u>Player</u> | <u>Game</u> | <u>TD</u> |
|----|--------------------------------------|---------------------------|-----------|
| 1. | Jerry Rice | at Atl. (10/14/90) | 5 |
| 2. | Jerry Rice | at TB (11/14/93) | 4 |
| 3. | (17 Times) Last: Vernon Davis | at Hou. (10/25/09) | 3 |

RECEIVING AVERAGE (5+ Attempts)

| | <u>Player</u> | <u>Game</u> | <u>Avg</u> |
|----|-----------------|---------------------------|------------|
| 1. | John Taylor | at Atl. (12/3/89), 5–162 | 32.4 |
| 2. | Jerry Rice | at Dal. (11/12/95), 5–161 | 32.2 |
| 3. | Gene Washington | vs. NE (10/31/71), 5–160 | 32.0 |
| 4. | Jerry Rice | at GB (11/4/90), 6–187 | 31.2 |
| 5. | Billy Wilson | at Bal. (12/2/56), 5–148 | 29.6 |

MOST CONSECUTIVE GAMES WITH A RECEPTION

| | <u>Player</u> | <u>Game(s)</u> | <u>Games</u> |
|----|---------------|--------------------------|--------------|
| 1. | Jerry Rice | (12/9/85) to (12/23/00) | 225* |
| 2. | Terrell Owens | (10/20/96) to (12/21/03) | 115 |
| 3. | Dwight Clark | (9/14/80) to (9/13/87) | 105 |

* NFL Record (streak extended to 274 in '04 as member of Raiders)

MOST RECEIVING TOUCHDOWNS, Season

| | <u>Player</u> | <u>TD</u> |
|----|--|-----------|
| 1. | Jerry Rice (1987) | 22 |
| 2. | Jerry Rice (1989) | 17 |
| 3. | Terrell Owens (2001) | 16 |
| 4. | Jerry Rice (1995) | 15 |
| | Jerry Rice (1993) | 15 |
| | Jerry Rice (1986) | 15 |
| 7. | Terrell Owens (1998) | 14 |
| | Jerry Rice (1991) | 14 |
| 9. | (5 Times) Last: Vernon Davis (2009) | 13 |

CONSECUTIVE GAMES WITH A TOUCHDOWN RECEPTION

| | <u>Player</u> | <u>Games</u> |
|----|-------------------------------------|--------------|
| 1. | Jerry Rice (12/19/86 to 12/27/87) | 13 |
| 2. | Terrell Owens (11/8/98 to 12/27/98) | 8 |
| | Jerry Rice (12/8/89 to 11/27/89) | 8 |
| | Dave Parks (11/7/65 to 9/11/66) | 8 |

BEST RECEIVING AVERAGE, Season

| | <u>Player</u> | <u>Avg</u> |
|----|------------------------|------------|
| 1. | Freddie Solomon (1983) | 21.4 |
| 2. | Gene Washington (1974) | 21.2 |
| 3. | Gene Washington (1970) | 20.8 |
| 4. | Jerry Rice (1988) | 20.4 |
| 5. | Gene Washington (1972) | 20.0 |

(min. 25 receptions)

MOST 100-YARD RECEIVING GAMES, Season

| | <u>Player</u> | <u>Games</u> |
|----|----------------------|--------------|
| 1. | Jerry Rice (1995) | 9 |
| 2. | Jerry Rice (1989) | 8 |
| 3. | Jerry Rice (1990) | 7 |
| 4. | Terrell Owens (2001) | 6 |
| | Dwight Clark (1982) | 6 |

CONSECUTIVE 100-YARD RECEIVING GAMES

| | <u>Player</u> | <u>Games</u> |
|----|-------------------------------------|--------------|
| 1. | Jerry Rice (10/29/95 to 11/20/95) | 4 |
| 2. | Jerry Rice (12/10/95 to 12/24/95) | 3 |
| | Jerry Rice (9/10/89 to 9/24/89) | 3 |
| | Jerry Rice (9/11/88 to 9/25/88) | 3 |
| | Jerry Rice (11/15/87 to 11/29/87) | 3 |
| | Dwight Clark (12/11/82 to 12/26/82) | 3 |
| | Dwight Clark (9/12/82 to 11/21/82) | 3 |



ALL-TIME REGULAR SEASON SCRIMMAGE YARDS

ALL-TIME LEADERS IN TOTAL YARDS FROM SCRIMMAGE

| Player | Years | Gms | Touces | Yards | Avg | Yds/Gm | TD |
|----------------------|---------------------|------------|--------------|---------------|------------|--------------|-----------|
| 1. Jerry Rice | 1985–2000 (16) | 238 | 1,365 | 19,872 | 14.6 | 83.5 | 176 |
| 2. Roger Craig | 1983–1990 (8) | 121 | 2,194 | 11,506 | 5.2 | 95.1 | 66 |
| 3. Frank Gore | 2005–* (7) | 100 | 1,940 | 10,022 | 5.2 | 100.2 | 52 |
| 4. Terrell Owens | 1996–2003 (8) | 121 | 613 | 8,734 | 14.2 | 72.2 | 83 |
| 5. Joe Perry | 1950–1960, '63 (12) | 131 | 1,660 | 8,624 | 5.2 | 65.8 | 57 |
| 6. Ken Willard | 1965–1973 (9) | 125 | 1,855 | 8,086 | 4.4 | 64.7 | 61 |
| 7. Garrison Hearst | 1997–2003 (7) | 73 | 1,363 | 7,139 | 5.2 | 97.8 | 33 |
| 8. Hugh McElhenny | 1952–1960 (9) | 97 | 1,072 | 6,954 | 6.5 | 71.7 | 50 |
| 9. Dwight Clark | 1979–1987 (9) | 134 | 512 | 6,800 | 13.3 | 50.7 | 48 |
| 10. Gene Washington | 1969–1977 (9) | 124 | 376 | 6,663 | 17.7 | 53.7 | 59 |
| 11. Billy Wilson | 1951–1960 (10) | 100 | 407 | 5,902 | 14.5 | 59.0 | 49 |
| 12. John Taylor | 1987–1995 (9) | 121 | 353 | 5,629 | 15.9 | 46.5 | 43 |
| 13. J.D. Smith | 1956–1964 (9) | 97 | 1,128 | 5,479 | 4.9 | 56.5 | 42 |
| 14. Freddie Solomon | 1978–1985 (8) | 114 | 357 | 5,202 | 14.6 | 45.6 | 43 |
| 15. Brent Jones | 1987–1997 (11) | 143 | 417 | 5,195 | 12.5 | 36.3 | 33 |
| 16. Kevan Barlow | 2001–2005 (5) | 72 | 1,028 | 4,757 | 4.6 | 66.1 | 27 |
| 17. Tom Rathman | 1986–1993 (8) | 115 | 810 | 4,392 | 5.4 | 38.2 | 34 |
| 18. Ricky Watters | 1992–1994 (3) | 43 | 793 | 4,290 | 5.4 | 99.8 | 33 |
| 19. Wilbur Jackson | 1974–1979 (6) | 72 | 893 | 4,188 | 4.7 | 58.2 | 13 |
| 20. J.J. Stokes | 1995–2002 (8) | 111 | 328 | 4,145 | 12.6 | 37.3 | 30 |

MOST TOTAL YARDS FROM SCRIMMAGE IN SINGLE SEASON

| Player | Year | Touces | Yards | Avg | Yds/Gm | TD |
|-----------------------|-------------|------------|--------------|-------------|--------------|-----------|
| 1. Frank Gore | 2006 | 373 | 2,180 | 5.8 | 136.3 | 9 |
| 2. Garrison Hearst | 1998 | 349 | 2,105 | 6.0 | 131.6 | 9 |
| 3. Roger Craig | 1985 | 306 | <u>2,066</u> | <u>6.8</u> | <u>129.1</u> | 15 |
| 4. Roger Craig | 1988 | 386 | <u>2,036</u> | 5.3 | <u>127.3</u> | 10 |
| 5. Jerry Rice | 1995 | 127 | 1,884 | <u>14.8</u> | 117.8 | 16 |
| 6. Charlie Garner | 2000 | 326 | 1,789 | 5.5 | 111.8 | 10 |
| 7. Charlie Garner | 1999 | 297 | 1,764 | 5.9 | 110.3 | 6 |
| 8. Jerry Rice | 1986 | 96 | 1,642 | <u>17.1</u> | 102.6 | 16 |
| 9. Ricky Watters | 1994 | 305 | 1,596 | 5.2 | 99.8 | 11 |
| 10. Jerry Rice | 1994 | 119 | 1,592 | 13.4 | 99.5 | 15 |
| 11. Jerry Rice | 1993 | 101 | 1,572 | <u>15.6</u> | 98.3 | <u>16</u> |
| 12. Garrison Hearst | 2001 | 293 | 1,553 | 5.3 | 97.1 | 5 |
| 13. Frank Gore | 2007 | 313 | 1,538 | 4.9 | 102.5 | 6 |
| 14. Roger Craig | 1989 | 320 | 1,527 | 4.8 | 95.4 | 7 |
| 15. Frank Gore | 2009 | 281 | 1,526 | 5.4 | 109.0 | 13 |

Led NFL

Led Conference

MOST TOUCHES, Career

| Player | Touces |
|----------------------------|--------------|
| 1. Roger Craig..... | 2,194 |
| 2. Frank Gore | 1,940 |
| 2. Ken Willard | 1,855 |
| 3. Joe Perry | 1,660 |
| 5. Jerry Rice | 1,365 |
| 6. Garrison Hearst..... | 1,363 |
| 7. J.D. Smith..... | 1,128 |
| 8. Hugh McElhenny..... | 1,072 |
| 9. Kevan Barlow..... | 1,028 |
| 10. Wilbur Jackson..... | 893 |

BEST YARDS PER TOUCH, Career

| Player | Avg |
|----------------------------|------------|
| 1. Jerry Rice | 14.6 |
| 2. Hugh McElhenny..... | 6.5 |
| 3. Tom Rathman | 5.4 |
| 4. Ricky Watters..... | 5.4 |
| 5. Frank Gore | 5.2 |
| 6. Roger Craig..... | 5.2 |
| 7. Garrison Hearst..... | 5.2 |
| 8. Joe Perry | 5.2 |
| 9. Delvin Williams | 5.1 |
| 10. J.D. Smith..... | 4.9 |

(min. 750 touches)

MOST TOUCHES, Season

| Player | Touces |
|----------------------------------|------------|
| 1. Roger Craig (1988)..... | 386 |
| 2. Frank Gore (2006)..... | 373 |
| 3. Garrison Hearst (1998)..... | 349 |
| 4. Charlie Garner (2000)..... | 326 |
| 5. Roger Craig (1989)..... | 320 |

BEST YARDS PER TOUCH, Season

| Player | Avg |
|--------------------------------|------|
| 1. Paul Hofer (1980)..... | 7.06 |
| 2. Roger Craig (1985)..... | 6.75 |
| 3. Delvin Williams (1975)..... | 6.63 |
| 4. John David Crow (1965)..... | 6.29 |
| 5. Joe Perry (1958)..... | 6.29 |

(min. 150 touches)

TOP SINGLE-GAME SCRIMMAGE YARD TOTALS

MOST YARDS IN SINGLE GAME

| Player | Game | Yards |
|----------------------|----------------------------|------------|
| 1. Jerry Rice | vs. Min. (12/18/95) | 299 |
| 2. Terrell Owens | vs. Chi. (12/17/00) | 288 |
| 3. John Taylor | at LA Rams (12/11/89) | 286 |
| 4. Delvin Williams | vs. Was. (11/7/76) | 279 |
| 5. Jerry Rice | vs. LA Rams (12/9/85) | 255 |
| 6. Frank Gore | vs. Sea. (9/20/09) | 246 |
| 7. Frank Gore | vs. Sea. (11/19/06) | 238 |
| 8. Charlie Garner | at Dal. (9/24/00) | 235 |
| 9. Garrison Hearst | vs. NYJ (9/6/98) | 225 |
| Jerry Rice | at Atl. (10/14/90) | 225 |

MOST TOUCHES IN SINGLE GAME

| Player | Game | Touces |
|--|----------------------------|-----------|
| 1. Maurice Hicks | at Arz. (12/12/04) | 39 |
| Charlie Garner | at Dal. (9/24/00) | 39 |
| 3. Delvin Williams | at StL (10/31/76) | 35 |
| 4. Derek Loville | vs. Buf. (12/3/95) | 34 |
| 5. Frank Gore | at Den. (12/31/06) | 33 |
| Frank Gore | at Sea. (12/14/06) | 33 |
| Kevan Barlow | at Phi. (12/21/03) | 33 |
| Garrison Hearst | vs. Sea. (12/1/02) | 33 |
| J.D. Smith | at Bal. (10/7/62) | 33 |
| 10. (Four Times) Last: Frank Gore | vs. Det. (12/27/09) | 32 |



ALL-TIME REGULAR SEASON INTERCEPTIONS

ALL-TIME INTERCEPTION LEADERS

| Player | Years | Gms | INT | Yards | Avg | Lg | TD |
|------------------------|--------------------|-----|-----|-------|------|-----|----|
| 1. Ronnie Lott | 1981–1990 (10) | 129 | 51 | 643 | 12.6 | 83t | 5 |
| 2. Jimmy Johnson | 1961–1976 (16) | 213 | 47 | 615 | 13.1 | 63 | 2 |
| 3. Kermit Alexander | 1963–1969 (7) | 94 | 36 | 499 | 13.9 | 66t | 1 |
| 4. Merton Hanks | 1991–1998 (8) | 125 | 31 | 380 | 12.3 | 67t | 2 |
| 5. Dwight Hicks | 1979–1985 (7) | 96 | 30 | 586 | 19.5 | 72 | 3 |
| 6. Lowell Wagner | 1950–1953, '55 (5) | 47 | 25 | 331 | 13.2 | 40 | 0 |
| 7. Tony Parrish | 2002–2006 (5) | 66 | 22 | 504 | 22.9 | 60 | 1 |
| Don Griffin | 1986–1993 (8) | 114 | 22 | 49 | 2.2 | 23 | 0 |
| Rex Berry | 1951–1956 (6) | 66 | 22 | 404 | 18.4 | 44t | 3 |
| 10. Dave Baker | 1959–1961 (3) | 38 | 21 | 294 | 14.0 | 40 | 0 |
| 11. Tim McDonald | 1993–1999 (7) | 111 | 20 | 325 | 16.3 | 73t | 3 |
| Dick Moegle | 1955–1959 (5) | 47 | 20 | 232 | 11.6 | 40 | 1 |
| 13. Zack Bronson | 1997–2003 (7) | 84 | 19 | 346 | 18.2 | 97t | 2 |
| 14. Eric Wright | 1981–1990 (10) | 110 | 18 | 256 | 14.2 | 60t | 2 |
| Bruce Taylor | 1970–1977 (8) | 109 | 18 | 201 | 11.2 | 70 | 0 |
| 16. Carlton Williamson | 1981–1987 (7) | 88 | 17 | 294 | 17.3 | 82 | 1 |
| 17. Tim McKyer | 1986–1989 (4) | 51 | 16 | 62 | 3.9 | 21t | 1 |
| 18. Walt Harris | 2006–2008 (3) | 46 | 15 | 151 | 10.1 | 42 | 1 |
| Abe Woodson | 1958–1964 (7) | 89 | 15 | 159 | 10.6 | 61 | 0 |
| 20. Skip Vanderbundt | 1969–1977 (9) | 119 | 14 | 165 | 11.8 | 37t | 2 |
| Frank Nunley | 1967–1976 (10) | 137 | 14 | 136 | 9.7 | 24 | 0 |
| Dave Wilcox | 1964–1974 (11) | 153 | 14 | 149 | 10.6 | 35 | 1 |

MOST INTERCEPTIONS IN SINGLE SEASON

| Player | Year | INT | Yards | Avg | Lg | TD |
|------------------|------|-----|-------|------|-----|----|
| 1. Ronnie Lott | 1986 | 10 | 134 | 13.4 | 57t | 1 |
| Dave Baker | 1960 | 10 | 96 | 9.6 | 28 | 0 |
| 3. Tony Parrish | 2003 | 9 | 202 | 22.4 | 49 | 0 |
| Dwight Hicks | 1981 | 9 | 239 | 26.6 | 72 | 1 |
| Kermit Alexander | 1968 | 9 | 155 | 17.2 | 66t | 1 |
| Lowell Wagner | 1951 | 9 | 115 | 12.8 | 40 | 0 |
| 7. Walt Harris | 2006 | 8 | 84 | 10.5 | 42 | 1 |
| Dick Moegle | 1957 | 8 | 107 | 13.4 | 40 | 0 |
| Jim Cason | 1951 | 8 | 147 | 18.4 | 65t | 1 |
| 10. Tony Parrish | 2002 | 7 | 204 | 29.1 | 60 | 0 |
| Ahmed Plummer | 2001 | 7 | 45 | 6.4 | 24 | 0 |
| Zack Bronson | 2001 | 7 | 165 | 23.6 | 97t | 2 |
| Merton Hanks | 1994 | 7 | 93 | 13.3 | 38 | 0 |
| Dave Waymer | 1990 | 7 | 64 | 9.1 | 24 | 0 |
| Tim McKyer | 1988 | 7 | 11 | 1.6 | 7 | 0 |
| Eric Wright | 1983 | 7 | 164 | 23.4 | 60t | 2 |
| Ronnie Lott | 1981 | 7 | 117 | 16.7 | 41t | 3 |
| Rex Berry | 1953 | 7 | 142 | 20.3 | 29 | 1 |

MOST INT RETURN YARDS, Career

| Player | Yards |
|---------------------|-------|
| 1. Ronnie Lott | 643 |
| 2. Jimmy Johnson | 615 |
| 3. Dwight Hicks | 586 |
| 4. Tony Parrish | 504 |
| 5. Kermit Alexander | 499 |
| 6. Rex Berry | 404 |
| 7. Merton Hanks | 380 |
| 8. Zack Bronson | 346 |
| 9. Lowell Wagner | 331 |
| 10. Tim McDonald | 325 |

MOST INTs RETURNED FOR TD, Career

| Player | TD |
|--------------------------------------|----|
| 1. Ronnie Lott | 5 |
| 2. Deion Sanders | 3 |
| Tim McDonald | 3 |
| Dwight Hicks | 3 |
| Rex Berry | 3 |
| 6. (10 players) Last: Patrick Willis | 2 |

MOST INT RETURN YARDS, Season

| Player | Yards |
|-------------------------|-------|
| 1. Deion Sanders (1994) | 303 |
| 2. Dwight Hicks (1981) | 239 |
| 3. Tony Parrish (2002) | 204 |
| 4. Tony Parrish (2004) | 202 |
| 5. Zack Bronson (2001) | 165 |

MOST INTs RETURNED FOR TD, Season

| Player | TD |
|-------------------------|----|
| 1. Deion Sanders (1994) | 3 |
| Ronnie Lott (1981) | 3 |
| 3. Zack Bronson (2001) | 2 |
| Tim McDonald (1995) | 2 |
| Ken Norton (1995) | 2 |
| Tom Holmoe (1986) | 2 |
| Eric Wright (1983) | 2 |
| Dwight Hicks (1983) | 2 |
| Skip Vanderbundt (1972) | 2 |

MOST INTs BY A NON-DB, Season

| Player | INT |
|-----------------------------|-----|
| 1. Jim Fahnhorst, LB (1986) | 4 |
| Keena Turner, LB (1984) | 4 |
| Frank Nunley, LB (1974) | 4 |

Led NFL

Led Conference

TOP SINGLE-GAME INTERCEPTION TOTALS

MOST INTERCEPTIONS IN SINGLE GAME

| Player | Game | INT |
|----------------|----------------------|-----|
| 1. Dave Baker | at LA Rams (12/4/60) | 4 |
| 2. Walt Harris | vs. Oak. (10/8/06) | 3 |
| Ronnie Heard | vs. Arz. (10/27/02) | 3 |
| Rod Woodson | vs. NO (9/14/97) | 3 |
| Eric Wright | at Min. (9/8/83) | 3 |
| Tony Leonard | vs. Cin. (10/1/78) | 3 |
| Dave Baker | at Dal. (11/20/60) | 3 |

MOST INTERCEPTION RETURN YARDS IN SINGLE GAME

| Player | Game | Yards |
|-------------------|---------------------|-------|
| 1. Dwight Hicks | at Was. (10/4/81) | 104 |
| 2. Zack Bronson | at Chi. (10/28/01) | 97 |
| 3. Merton Hanks | vs. NO (11/22/93) | 94 |
| Al Randolph | vs. Chi. (12/11/66) | 94 |
| 5. Deion Sanders | at Atl. (10/16/94) | 93 |
| 6. Deion Sanders | at SD (12/11/94) | 90 |
| Kermit Alexander | at Pit. (11/24/68) | 90 |
| 8. Tory Dixon | at GB (10/26/86) | 88 |
| 9. Patrick Willis | at Sea. (9/14/08) | 86 |
| Eric Davis | vs. StL (11/26/95) | 86 |

MOST INTERCEPTIONS RETURNED FOR TD IN SINGLE GAME

| Player | Game | INT |
|---------------|-------------------|-----|
| 1. Ken Norton | at StL (10/22/95) | 2 |



ALL-TIME REGULAR SEASON SACKS

ALL-TIME SACK LEADERS

| Player | Years | Sacks |
|---------------------------|----------------|-------|
| 1. Bryant Young (DT) | 1994–2007 (14) | 89.5 |
| 2. Charles Haley (LB) | 1986–1999 (7) | 66.5 |
| 3. Dana Stubblefield (DT) | 1993–2002 (7) | 46.5 |
| 4. Dwaine Board (DE) | 1979–1988 (10) | 45.0 |
| 5. Chris Doleman (DE) | 1996–1998 (3) | 38.0 |
| 6. Andre Carter (DE) | 2001–2005 (5) | 32.0 |
| 7. Jeff Stover (DE) | 1982–1988 (7) | 30.5 |
| 8. Roy Barker (DE) | 1996–1998 (3) | 30.0 |
| 9. Pierce Holt (DE) | 1988–1992 (5) | 29.5 |
| 10. Justin Smith (DT) | 2008–* (4) | 29.0 |
| 11. Larry Roberts (DE) | 1986–1993 (8) | 28.0 |
| Fred Dean (DE) | 1981–1985 (5) | 28.0 |
| 13. Tim Harris (LB) | 1991–1995 (4) | 26.0 |
| 14. Kevin Fagan (DE) | 1987–1993 (7) | 25.5 |
| 15. Dennis Brown (DE) | 1990–1996 (7) | 24.5 |
| 16. Michael Carter (NT) | 1984–1992 (9) | 22.5 |
| 17. Parys Haralson (LB) | 2006–* (6) | 21.5 |
| Julian Peterson (LB) | 2000–2005 (6) | 21.5 |
| 19. Keena Turner (LB) | 1980–1990 (11) | 19.5 |
| 20. John Engelberger (DE) | 2000–2004 (5) | 17.5 |

Note: Includes figures since 1982, when sacks first became an official statistic

MOST SACKS IN SINGLE SEASON

| Player | Year | Sacks |
|-------------------|------|-------|
| 1. Fred Dean | 1983 | 17.5 |
| 2. Tim Harris | 1992 | 17.0 |
| 3. Charles Haley | 1990 | 16.0 |
| 4. Chris Doleman | 1998 | 15.0 |
| Dana Stubblefield | 1997 | 15.0 |
| 6. Aldon Smith | 2011 | 14.0 |
| Dwaine Board | 1983 | 13.0 |
| 7. Andre Carter | 2002 | 12.5 |
| Roy Barker | 1996 | 12.5 |

Led Conference

MOST SACKS IN SINGLE GAME

| Player | Game | Sacks |
|-------------------|-------------------------|-------|
| 1. Fred Dean | vs. NO (11/13/83) | 6.0 |
| 2. Roy Barker | at StL (10/25/98) | 4.0 |
| Chris Doleman | at NO (10/11/98) | 4.0 |
| Dana Stubblefield | at Phi. (11/10/97) | 4.0 |
| Pierce Holt | vs. NYG (11/27/89) | 4.0 |
| Dwaine Board | at LA Raiders (9/22/85) | 4.0 |

ALL-TIME REGULAR SEASON PUNTING

ALL-TIME LEADING PUNTERS (BY AVERAGE)

| Player | Years | Punts | Yards | Avg | Net | Lg | In20 | Blk |
|---------------------|----------------|-------|--------|------|------|----|------|-----|
| 1. Andy Lee | 2004–* (8) | 723 | 33,069 | 45.7 | 38.9 | 82 | 209 | 3 |
| 2. Tommy Davis | 1959–1969 (11) | 511 | 22,833 | 44.7 | NA | 82 | NA | 2 |
| 3. Frankie Albert | 1950–1952 (3) | 139 | 5,830 | 41.9 | NA | 70 | NA | 1 |
| 4. Tommy Thompson | 1995–1997 (3) | 208 | 8,711 | 41.9 | 35.6 | 65 | 55 | 3 |
| 5. Tom Wittum | 1973–1977 (5) | 380 | 15,494 | 40.8 | NA | 68 | NA | 9 |
| 6. Jim Miller | 1980–1982 (3) | 214 | 8,686 | 40.6 | 31.7 | 80 | 36 | 1 |
| 7. Jason Baker | 2001–2002 (2) | 111 | 4,501 | 40.5 | 34.1 | 64 | 33 | 0 |
| 8. Max Runager | 1984–1988 (5) | 281 | 11,394 | 40.5 | 33.8 | 62 | 36 | 1 |
| 9. Klaus Wilmsmeyer | 1992–1994 (3) | 145 | 5,871 | 40.5 | 35.0 | 61 | 48 | 0 |
| 10. Chad Stanley | 1999–2000 (2) | 138 | 5,464 | 39.6 | 31.5 | 70 | 35 | 3 |

*minimum 100 punts

BEST PUNTING AVERAGE IN SINGLE SEASON

| Player | Year | Punts | Yards | Avg | Net | Lg | In20 | Blk |
|-----------------|------|-------|-------|------|------|----|------|-----|
| 1. Andy Lee | 2011 | 78 | 3,970 | 50.9 | 44.0 | 68 | 28 | 1 |
| 2. Andy Lee | 2008 | 66 | 3,155 | 47.8 | 39.0 | 82 | 13 | 1 |
| 3. Andy Lee | 2009 | 99 | 4,711 | 47.6 | 41.0 | 64 | 30 | 0 |
| 4. Andy Lee | 2007 | 105 | 4,968 | 47.3 | 41.0 | 74 | 42 | 0 |
| 5. Andy Lee | 2010 | 91 | 4,203 | 46.2 | 38.2 | 64 | 34 | 0 |
| 6. Tommy Davis | 1965 | 54 | 2,471 | 45.8 | NA | 65 | NA | 0 |
| 7. Tommy Davis | 1959 | 59 | 2,694 | 45.7 | NA | 71 | NA | 0 |
| 8. Tommy Davis | 1962 | 48 | 2,188 | 45.6 | NA | 82 | NA | 0 |
| 9. Tommy Davis | 1964 | 79 | 3,599 | 45.6 | NA | 68 | NA | 0 |
| 10. Tommy Davis | 1961 | 50 | 2,269 | 45.4 | NA | 67 | NA | 0 |

Led NFL

Led Conference

+ NFL Record

MOST PUNTS IN SINGLE GAME

| Player | Game | Punts |
|---------------|------------------------|-------|
| 1. Tom Wittum | vs. LA Rams (11/21/76) | 11 |
| 2. Andy Lee | vs. Sea. (9/30/07) | 10 |
| Jim Miller | vs. Atl. (11/8/81) | 10 |
| Jim Miller | vs. LA Rams (10/25/81) | 10 |
| Mike Connell | at Atl. (11/5/78) | 10 |
| Mike Connell | vs. Cin. (10/1/78) | 10 |
| Tom Wittum | at Atl. (11/6/77) | 10 |
| Tom Wittum | vs. Atl. (10/23/76) | 10 |
| Tommy Davis | at Det. (10/6/63) | 10 |

BEST PUNTING AVERAGE IN SINGLE GAME

| Player | Game | Avg |
|---------------------|--------------------|------|
| 1. Andy Lee | vs. Sea. (9/11/11) | 59.6 |
| 2. Andy Lee | at Bal. (11/24/11) | 57.6 |
| 3. Andy Lee | at Pit. (9/23/07) | 57.2 |
| 4. Andy Lee | at StL (11/1/12) | 56.8 |
| 5. Andy Lee | vs. Dal. (9/18/11) | 55.3 |
| 6. Klaus Wilmsmeyer | vs. Det. (10/9/94) | 55.0 |
| 7. Andy Lee | at StL (12/21/08) | 54.8 |
| 8. Andy Lee | vs. Sea. (9/30/07) | 54.3 |

*minimum 4 punts

MOST PUNTS, Career

| Player | Punts |
|-------------------|-------|
| 1. Andy Lee | 723 |
| 2. Tommy Davis | 511 |
| 3. Tom Wittum | 380 |
| 4. Max Runager | 281 |
| 5. Steve Spurrier | 230 |

MOST PUNTS INSIDE 20, Career

| Player | In20 |
|---------------------|------|
| 1. Andy Lee | 209 |
| 2. Max Runager | 84 |
| 3. Tommy Thompson | 55 |
| 4. Barry Helton | 50 |
| 5. Klaus Wilmsmeyer | 48 |

*inside-the-20 became official stat in 1976

MOST PUNTS, Season

| Player | Punts |
|---------------------|-------|
| 1. Andy Lee (2005) | 107 |
| 2. Andy Lee (2007) | 105 |
| 3. Andy Lee (2009) | 99 |
| 4. Andy Lee (2004) | 96 |
| Mike Connell (1978) | 96 |

MOST PUNTS INSIDE 20, Season

| Player | In20 |
|--------------------|------|
| 1. Andy Lee (2007) | 42 |
| 2. Andy Lee (2010) | 34 |
| 3. Andy Lee (2009) | 30 |
| Max Runager (1985) | 30 |
| 5. Andy Lee (2011) | 28 |

*inside-the-20 became official stat in 1976



ALL-TIME REGULAR SEASON PUNT RETURNS

ALL-TIME LEADERS IN PUNT RETURNS (BY AVERAGE)

| Player | Years | PR | FC | Yards | Avg | Lg | TD |
|------------------------|--------------------|-----------|-----------|------------|-------------|------------|----------|
| 1. Manfred Moore | 1974–1975 (2) | 21 | 0 | 309 | 14.7 | 88t | 1 |
| 2. Ted Ginn Jr. | 2010–* (2) | 62 | 36 | 787 | 12.7 | 78t | 2 |
| 3. Jim Cason | 1950–1952, '54 (4) | 24 | NA | 288 | 12.0 | 33 | 0 |
| 4. Allen Rossum | 2008–2009 (2) | 27 | 8 | 307 | 11.4 | 45 | 0 |
| 5. Iheanyi Uwaezuoke | 1996–1998 (3) | 34 | 14 | 373 | 11.0 | 36 | 0 |
| 6. Dana McLemore | 1982–1987 (6) | 142 | 38 | 1,531 | 10.8 | 93t | 4 |
| 7. Jimmy Williams | 2001–2004 (4) | 55 | 18 | 576 | 10.5 | 89t | 1 |
| 8. Dexter Carter | 1990–1996 (7) | 117 | 56 | 1,213 | 10.4 | 78t | 2 |
| 9. John Taylor | 1987–1995 (9) | 149 | 55 | 1,517 | 10.2 | 95t | 2 |
| 10. Bruce Taylor | 1970–1977 (8) | 142 | 38 | 1,323 | 9.3 | 76 | 0 |

*minimum 20 returns

BEST PUNT RETURN AVERAGE IN SINGLE SEASON

| Player | Year | PR | FC | Yards | Avg | Lg | TD |
|------------------------|-------------|-----------|-----------|------------|-------------|------------|----------|
| 1. Jimmy Williams | 2002 | 20 | 8 | 336 | 16.8 | 89t | 1 |
| 2. Hugh McElhenny | 1952 | 20 | NA | 284 | 14.2 | 94t | 1 |
| 3. Ted Ginn Jr. | 2010 | 24 | 18 | 321 | 13.4 | 78t | 1 |
| 4. Joe Arenas | 1951 | 21 | NA | 272 | 13.0 | 51 | 0 |
| 5. John Taylor | 1988 | 44 | 7 | 556 | 12.6 | 95t | 2 |
| 6. Dana McLemore | 1987 | 21 | 7 | 265 | 12.6 | 83t | 1 |
| 7. Ted Ginn Jr. | 2011 | 38 | 18 | 466 | 12.3 | 55t | 1 |
| 8. Dexter Carter | 1993 | 34 | 20 | 411 | 12.1 | 72t | 1 |
| 9. Bruce Taylor | 1970 | 43 | 10 | 516 | 12.0 | 76 | 0 |
| 10. John Taylor | 1989 | 36 | 20 | 417 | 11.6 | 37 | 0 |

*minimum 20 returns

Led NFL

Led Conference

TOP SINGLE-GAME PUNT RETURN PERFORMANCES

MOST PUNT RETURN YARDS IN SINGLE GAME

| Player | Game | Yards |
|------------------|----------------------|-------|
| 1. Tony Leonard | vs. NO (10/17/76) | 141 |
| 2. Bruce Taylor | at Hou. (11/15/70) | 133 |
| 3. Dexter Carter | vs. Min. (10/3/93) | 131 |
| 4. Dexter Carter | vs. Min. (12/18/95) | 126 |
| 5. Dana McLemore | vs. LA Rams (1/2/83) | 125 |

MOST PUNT RETURNS IN SINGLE GAME

| Player | Game | Returns |
|------------------|------------------------|---------|
| 1. Tony Leonard | vs. NO (10/17/76) | 9 |
| Ralph McGill | at Atl. (10/29/72) | 9 |
| 3. Michael Lewis | vs. StL (11/18/07) | 7 |
| Dana McLemore | at NO (11/25/84) | 7 |
| Tony Leonard | at Atl. (11/6/77) | 7 |
| Tony Leonard | vs. LA Rams (11/21/76) | 7 |
| Ralph McGill | at Phi. (11/30/75) | 7 |
| Ralph McGill | vs. Atl. (10/12/75) | 7 |

BEST PUNT RETURN AVERAGE IN SINGLE GAME

| Player | Game | Avg |
|------------------------|--------------------------|-------------|
| 1. Ted Ginn Jr. | at StL (12/26/10) | 32.3 |
| 2. Dexter Carter | vs. Min. (12/18/95) | 31.5 |
| 3. Dana McLemore | vs. LA Rams (1/2/83) | 31.3 |
| 4. Abe Woodson | at GB (10/21/62) | 30.3 |
| 5. John Taylor | vs. Was. (11/21/88) | 28.3 |
| 6. Chuck Levy | at Phi. (11/10/97) | 27.3 |
| 7. Dexter Carter | vs. Min. (10/3/93) | 26.2 |
| 8. Dana McLemore | at NYG (10/8/84) | 25.8 |
| 9. Bruce Taylor | vs. NYG (12/21/75) | 25.7 |
| 10. Freddie Solomon | vs. TB (10/26/80) | 25.0 |

*minimum of 3 punt returns

MOST PUNT RETURNS, Career

| Player | PR |
|---------------------|-----|
| 1. John Taylor | 149 |
| 2. Dana McLemore | 142 |
| Bruce Taylor | 142 |
| 4. Joe Arenas | 124 |
| 5. Kermit Alexander | 120 |
| 6. Dexter Carter | 117 |
| 7. Freddie Solomon | 106 |
| 8. Ralph McGill | 105 |
| Abe Woodson | 105 |
| 10. Hugh McElhenny | 99 |

MOST PUNT RETURN YARDS, Career

| Player | Yards |
|------------------------|------------|
| 1. Dana McLemore | 1,531 |
| 2. John Taylor | 1,517 |
| 3. Bruce Taylor | 1,323 |
| 4. Dexter Carter | 1,213 |
| 5. Ralph McGill | 964 |
| 6. Abe Woodson | 949 |
| 7. Freddie Solomon | 804 |
| 8. Ted Ginn Jr. | 787 |
| 9. Kermit Alexander | 782 |
| 10. Joe Arenas | 774 |

MOST PUNT RETURN TDs, Career

| Player | TD |
|------------------------|----------|
| 1. Dana McLemore | 4 |
| 2. Ted Ginn Jr. | 2 |
| Dexter Carter | 2 |
| John Taylor | 2 |
| Freddie Solomon | 2 |
| Kermit Alexander | 2 |
| Abe Woodson | 2 |

MOST PUNT RETURNS, Season

| Player | PR |
|-------------------------------|-----------|
| 1. R.W. McQuarters (1998) | 47 |
| 2. Dana McLemore (1984) | 45 |
| 3. Michael Lewis (2007) | 44 |
| John Taylor (1988) | 44 |
| 5. Bruce Taylor (1970) | 43 |
| 6. Ted Ginn Jr. (2011) | 38 |
| Dexter Carter (1996) | 38 |
| Don Griffin (1986) | 38 |
| Dana McLemore (1985) | 38 |
| 10. Dexter Carter (1996) | 36 |
| John Taylor (1989) | 36 |

MOST PUNT RETURN TDs, Season

| Player | TD |
|------------------------|----|
| 1. John Taylor (1988) | 2 |
| Freddie Solomon (1980) | 2 |



ALL-TIME REGULAR SEASON KICKOFF RETURNS

ALL-TIME LEADERS IN KICKOFF RETURNS (BY AVERAGE)

| Player | Years | KR | Yards | Avg | Lg | TD |
|----------------------|---------------|-----|-------|------|------|----|
| 1. Abe Woodson | 1958–1964 (7) | 166 | 4,873 | 29.4 | 105t | 5 |
| 2. Joe Arenas | 1951–1957 (7) | 139 | 3,798 | 27.3 | 96 | 1 |
| 3. Allen Rossum | 2008–2009 (2) | 54 | 1,411 | 26.1 | 104t | 1 |
| 4. Lenny Lyles | 1959–1960 (2) | 42 | 1,091 | 26.0 | 97t | 1 |
| 5. Vic Washington | 1971–1973 (3) | 84 | 2,178 | 25.9 | 98t | 1 |
| 6. Mike Holmes | 1974–1975 (2) | 27 | 671 | 24.9 | 57 | 0 |
| 7. J.D. Smith | 1956–1964 (9) | 36 | 882 | 24.5 | 39 | 0 |
| 8. Amos Lawrence | 1981–1982 (2) | 26 | 627 | 24.1 | 92t | 1 |
| 9. James Owens | 1979–1980 (2) | 72 | 1,728 | 24.0 | 101t | 2 |
| 10. Kermit Alexander | 1963–1969 (7) | 137 | 3,271 | 23.9 | 56 | 0 |

*minimum 25 returns

BEST KICKOFF RETURN AVERAGE IN SINGLE SEASON

| Player | Year | KR | Yards | Avg | Lg | TD |
|-------------------|------|----|-------|------|------|----|
| 1. Joe Arenas | 1953 | 16 | 551 | 34.4 | 82 | 0 |
| 2. Abe Woodson | 1963 | 29 | 935 | 32.2 | 103t | 3 |
| 3. Abe Woodson | 1962 | 37 | 1,157 | 31.3 | 79 | 0 |
| 4. Lenny Lyles | 1960 | 17 | 526 | 30.9 | 97t | 1 |
| 5. Joe Arenas | 1956 | 27 | 801 | 29.7 | 96 | 1 |
| 6. Abe Woodson | 1960 | 17 | 498 | 29.3 | 64 | 0 |
| 7. Abe Woodson | 1961 | 27 | 782 | 29.0 | 98t | 1 |
| 8. Vic Washington | 1972 | 27 | 771 | 28.6 | 98t | 1 |
| 9. Abe Woodson | 1964 | 32 | 880 | 27.5 | 70 | 0 |
| 10. Joe Arenas | 1957 | 24 | 657 | 27.4 | 64 | 0 |

*minimum 1.25 ret/game

Led NFL

Led Conference

TOP SINGLE-GAME KICKOFF RETURN PERFORMANCES

MOST KICKOFF RETURN YARDS IN SINGLE GAME

| Player | Game | Yards |
|------------------|---------------------|-------|
| 1. Abe Woodson | vs. Det. (11/11/62) | 210 |
| 2. Abe Woodson | at Det. (9/23/62) | 205 |
| 3. Lenny Lyles | vs. Bal. (12/18/60) | 202 |
| 4. Maurice Hicks | vs. SD (10/15/06) | 195 |
| 5. Allen Rossum | vs. Phi. (10/12/08) | 194 |

MOST KICKOFF RETURNS IN SINGLE GAME

| Player | Game | Returns |
|----------------------------------|---------------------|---------|
| 1. Maurice Hicks | vs. SD (10/15/06) | 9 |
| Allen Rossum | vs. Phi. (10/12/08) | 9 |
| 3. Maurice Hicks | at Was. (10/23/05) | 8 |
| 4. (15 times) Last: Ted Ginn Jr. | at SD (12/16/10) | 7 |

BEST KICKOFF RETURN AVERAGE IN SINGLE GAME

| Player | Game | Avg |
|--------------------|------------------------|------|
| 1. Lenny Lyles | vs. Bal. (12/18/60) | 67.3 |
| 2. Doug Cunningham | vs. NO (10/22/67) | 53.0 |
| 3. Abe Woodson | vs. Min. (9/29/63) | 51.0 |
| 4. Allen Rossum | vs. Arz. (11/10/08) | 46.5 |
| 5. Amos Lawrence | vs. LA Rams (11/22/81) | 46.0 |
| Abe Woodson | vs. NYG (11/17/63) | 46.0 |

*minimum of 3 kickoff returns

MOST KICKOFF RETURNS FOR A TOUCHDOWN IN SINGLE GAME

| Player | Game | TD |
|----------------------------------|--------------------|----|
| 1. (21 times) Last: Ted Ginn Jr. | vs. Sea. (9/11/11) | 1 |

MOST KICKOFF RETURNS, Career

| Player | KR |
|---------------------|-----|
| 1. Dexter Carter | 217 |
| 2. Maurice Hicks | 185 |
| 3. Abe Woodson | 166 |
| 4. Joe Arenas | 139 |
| 5. Kermit Alexander | 137 |
| 6. Vic Washington | 84 |
| 7. Ted Ginn Jr. | 76 |
| Carl Monroe | 76 |
| 9. James Owens | 72 |
| 10. Paul Hofer | 68 |
| Doug Cunningham | 68 |

MOST KICKOFF RETURN YARDS, Career

| Player | Yards |
|---------------------|-------|
| 1. Abe Woodson | 4,873 |
| 2. Dexter Carter | 4,707 |
| 3. Maurice Hicks | 4,242 |
| 4. Joe Arenas | 3,798 |
| 5. Kermit Alexander | 3,271 |
| 6. Vic Washington | 2,178 |
| 7. Ted Ginn Jr. | 1,792 |
| 8. James Owens | 1,728 |
| 9. Carl Monroe | 1,660 |
| 10. Doug Cunningham | 1,613 |

MOST KICKOFF RETURN TDs, Career

| Player | TD |
|----------------------------------|----|
| 1. Abe Woodson | 5 |
| 2. Dexter Carter | 2 |
| James Owens | 2 |
| Dave Williams | 2 |
| 5. (10 times) Last: Ted Ginn Jr. | 1 |

MOST KICKOFF RETURNS, Season

| Player | KR |
|----------------------------|----|
| 1. Maurice Hicks (2007) | 63 |
| 2. Maurice Hicks (2006) | 57 |
| 3. Vinny Sutherland (2001) | 50 |
| 4. Dexter Carter (1994) | 48 |
| 5. Ted Ginn Jr. (2010) | 47 |
| Allen Rossum (2008) | 47 |
| 7. Dexter Carter (1996) | 41 |
| Dexter Carter (1990) | 41 |
| James Owens (1979) | 41 |

MOST KICKOFF RETURN TDs, Season

| Player | TD |
|-----------------------|----|
| 1. Abe Woodson (1963) | 3 |



49ERS LONGEST PLAYS

LONGEST RUNS FROM SCRIMMAGE

| | | |
|------------|--------------------------------|----------------|
| 96t | Garrison Hearst vs. NYJ | 9/6/98 |
| 89t | Hugh McElhenny at Dal. Texans | 10/5/52 |
| 86t | Hugh McElhenny at GB | 11/18/56 |
| 82t | Hugh McElhenny vs. Dal. Texans | 10/26/52 |
| 80 | Wilbur Jackson vs. NO | 11/27/77 |
| 80t | Frank Gore vs. Sea | 9/20/09 |
| 80t | Delvin Williams vs. Was. | 11/7/76 |
| 80t | J.D. Smith vs. GB | 12/7/58 |
| 79t | Frank Gore vs. Sea | 9/20/09 |
| 78t | Kevan Barlow vs. Pit. | 11/17/03 |
| 78t | Joe Perry vs. Dal. Texans | 10/26/52 |
| 78t | Joe Perry vs. GB | 12/10/50 |

LONGEST PASSES

| | | |
|-----|--|----------|
| 97t | Steve Young to John Taylor at Atl. | 11/3/91 |
| 96t | Joe Montana to Jerry Rice at SD | 11/27/88 |
| 95t | Joe Montana to John Taylor at LA Rams | 12/11/89 |
| 93t | Steve DeBerg to Freddie Solomon vs. Atl. | 9/28/80 |
| 92t | Joe Montana to John Taylor at LA Rams | 12/11/89 |
| 89t | Tim Rattay to Brandon Lloyd vs. Dal. | 9/25/05 |
| 85t | Jim Plunkett to Delvin Williams vs. Was. | 11/7/76 |
| 83t | John Brodie to Dave Parks at LA Rams | 10/18/64 |
| 82 | Steve Young to Terry Kirby at Atl. | 10/19/97 |
| 81t | Steve Young to Garrison Hearst vs. NO | 11/22/98 |
| 81t | Elvis Grbac to Jerry Rice at Dal. | 11/12/95 |
| 81t | Steve Spurrier to Ted Kwalick vs. NO | 10/22/72 |
| 80t | Steve Young to Jerry Rice at Det. | 12/19/93 |
| 80t | Steve Young to Jerry Rice vs. Atl. | 10/18/92 |
| 80t | Joe Montana to Jerry Rice vs. Was. | 11/21/88 |
| 80t | Joe Montana to Dwight Clark at Hou. | 10/21/84 |
| 80t | John Brodie to Clifton McNeil at GB | 9/28/69 |
| 80t | John Brodie to Dave Parks vs. Min. | 10/25/64 |
| 80t | John Brodie to Jimmy Johnson at Chi. | 10/14/62 |

LONGEST PUNTS

| | | |
|-----------|------------------------------|-----------------|
| 86 | Larry Barnes vs. Chi. | 9/29/57 |
| 82 | Andy Lee vs. NE | 10/5/08 |
| 82 | Tommy Davis vs. Min. | 9/30/62 |
| 81 | Andy Lee at TB | 11/21/04 |
| 81 | Tommy Davis at StL Cardinals | 11/25/62 |
| 80 | Jim Miller at Den. | 9/19/82 |
| 79 | Tommy Davis at Chi. | 10/14/62 |
| 76 | Larry Barnes vs. Bal. | 12/8/57 |
| 75 | Verl Lillywhite vs. Cle. | 9/30/57 |
| 74 | Andy Lee vs. Bal. | 10/7/07 |
| 74 | Tommy Davis vs. Chi. | 10/30/51 |
| 72 | Jon Kilgore vs. Chi. | 12/6/69 |
| 71 | Andy Lee vs. Sea | 9/30/07 |
| 71 | Andy Lee at StL | 9/16/07 |
| 71 | Tommy Davis vs. Chi. | 10/25/59 |

LONGEST PUNT RETURNS

| | | |
|------------|----------------------------|-----------------|
| 95t | John Taylor vs. Was. | 11/21/88 |
| 94t | Hugh McElhenny at Chi. | 10/19/52 |
| 93t | Dana McLemore vs. LA Rams | 1/2/83 |
| 89t | Jimmy Williams vs. Sea | 12/1/02 |
| 88t | Manfred Moore vs. Atl. | 11/24/74 |
| 85t | Abe Woodson at GB | 10/21/62 |
| 83t | Dana McLemore vs. Chi. | 12/14/87 |
| 80t | Abe Woodson vs. Det. | 11/5/61 |
| 79t | Dana McLemore at NYG | 10/8/84 |
| 78t | Ted Ginn Jr. at StL | 12/26/10 |
| 78t | Dexter Carter vs. Min. | 12/18/95 |

LONGEST KICKOFF RETURNS

| | | |
|-------------|-----------------------------|----------------|
| 105t | Abe Woodson at LA Rams | 11/8/59 |
| 104t | Allen Rossum at Arz. | 11/11/08 |
| 103t | Abe Woodson vs. Min. | 9/15/63 |
| 102t | Ted Ginn Jr. vs. Sea | 9/11/11 |
| 101t | Terry Kirby vs. Car. | 11/16/97 |
| 101t | James Owens at Det. | 11/2/80 |
| 99t | Abe Woodson at NYG | 11/17/63 |
| 98t | Dexter Carter vs. NO | 12/1/91 |
| 98t | Vic Washington at Atl. | 10/29/72 |
| 98t | Abe Woodson at Det. | 10/1/61 |
| 97t | Vic Washington vs. Dal. | 12/23/72 |
| 97t | Lenny Lyles vs. Bal. | 12/18/60 |
| 96t | Dexter Carter at Was. | 11/6/94 |
| 96 | Joe Arenas vs. Bal. | 12/16/56 |

LONGEST INTERCEPTION RETURNS

| | | |
|-----|------------------------------|----------|
| 97t | Zack Bronson at Chi. | 10/28/01 |
| 94t | Alvin Randolph vs. Chi. | 12/11/66 |
| 93t | Deion Sanders at Atl. | 10/16/94 |
| 90t | Deion Sanders at SD | 12/11/94 |
| 88t | Tory Nixon at GB | 10/26/86 |
| 86t | Eric Davis vs. StL | 11/26/95 |
| 83t | Ronnie Lott at KC | 12/26/82 |
| 82 | Carlton Williamson vs. Sea | 11/25/85 |
| 77t | Tom Holmoe vs. StL Cardinals | 11/9/86 |
| 74t | Deion Sanders vs. NO | 9/25/94 |
| 73t | Tim McDonald at Was. | 11/6/94 |

LONGEST FUMBLE RETURNS

| | | |
|-----|---------------------------------------|----------|
| 99t | Don Griffin vs. Chi. | 12/23/91 |
| 96t | Lee Woodall vs. Buf. | 12/3/95 |
| 80t | Dwaine Carpenter at Chi. | 10/31/04 |
| 80t | Dwight Hicks at Was. | 10/4/81 |
| 78t | Derrick Johnson at Arz. (Mexico City) | 10/2/05 |
| 75t | Clark Miller at Det. | 11/14/65 |
| 73t | Skip Vanderbundt at Dal. | 11/23/72 |
| 71 | Gerard Williams vs. NO | 9/23/79 |
| 71t | Darnell Walker at Min. | 10/24/99 |
| 66t | Windlan Hall vs. Phi. | 12/2/73 |
| 65t | Keena Turner at Was. | 12/1/85 |
| 63t | Tommy Hart at StL Cardinals | 10/24/71 |

LONGEST FIELD GOALS

| | | |
|-----------|-----------------------------|-----------------|
| 56 | Joe Nedney at StL | 12/24/05 |
| 56 | Mike Cofer at Atl. | 10/14/90 |
| 55 | David Akers at Det. | 10/16/11 |
| 55 | David Akers vs. Dal. | 9/18/11 |
| 54 | Steve Mike-Mayer at LA Rams | 11/9/75 |
| 54 | Bruce Gossett vs. NO | 10/21/73 |
| 53 | David Akers at Cin. | 9/25/11 |
| 53 | Joe Nedney vs. Phi. | 10/12/08 |
| 53 | Ray Werschling at Det. | 9/2/84 |
| 53 | Tommy Davis at LA Rams | 10/18/64 |

LONGEST RETURNS OF FIELD GOAL ATTEMPT

| | | |
|-----|----------------------------|----------|
| 92t | Bruce Taylor at NO | 12/13/70 |
| 74t | Nate Clements at NYG | 10/19/08 |
| 62t | Johnny Jackson at Dal. | 10/15/89 |
| 58t | Bruce Taylor at NO | 9/26/71 |
| 41t | Donald Strickland vs. Phi. | 10/12/08 |
| 38 | Kermit Alexander vs. Phi. | 11/20/66 |
| 30 | Kermit Alexander at Phi. | 9/20/64 |



NFL RECORDS HELD BY 49ERS

Most Consecutive Seasons Leading NFL in Passer Rating

4 Steve Young (1991–94)

Most Consecutive 300–Yard Passing Games

6 Steve Young (1998); tied with StL Kurt Warner (2000) and Oak. Rich Gannon (2000)

Most Seasons Leading League in Passing Touchdowns

4 Steve Young (1992–94, '98); tied with Johnny Unitas (1957–60), Len Dawson (1962–63, 1965–66), Brett Favre (1995–97, 2003)

Most Receiving Yards Gained in a Season

1,848 Jerry Rice (1995)

Most Receiving Touchdowns in a Game

5 Jerry Rice vs. Atl. (10/14/90); tied with Chi. Bob Shaw vs. Bal. (10/2/50) and SD Kellen Winslow vs. Oak. (11/22/81)

Most Interceptions in a Game

4 Dave Baker vs. LA Rams (12/4/60); tied with 17 others

Most Interceptions Returned for a Touchdown in a Game

2 Ken Norton vs. StL (10/22/95); tied with 25 others

Most Interceptions Returned for Touchdowns as a Rookie

3 Ronnie Lott (1981); tied with Det. Lem Barney (1967)

Most Punts Downed Inside 20–Yard Line

42 Andy Lee (2008); tied with Arz. Ben Graham (2009) and NYJ Steve Weatherford (2010)

Most Seasons Leading League in Kickoff Return Avg.

3 Abe Woodson (1959, 1962–63)

Most Points in a Season, No Touchdowns, Single Season

166 David Akers (2011)

Most Field Goals Attempted in a Season

52 David Akers (2011)

Most Field Goals Made in a Season

44 David Akers (2011)

Highest Single Season Net Punting Average

44.0 Andy Lee (2011)

49ERS NFL LEADERS

RUSHING CHAMPIONS

| | | |
|------|-----------|-------|
| 1953 | Joe Perry | 1,018 |
| 1954 | Joe Perry | 1,049 |

PASSING CHAMPIONS (Passer Rating)

| | | |
|------|-------------|-------|
| 1970 | John Brodie | 93.9 |
| 1987 | Joe Montana | 102.1 |
| 1989 | Joe Montana | 112.4 |
| 1991 | Steve Young | 101.8 |
| 1992 | Steve Young | 107.0 |
| 1993 | Steve Young | 101.5 |
| 1994 | Steve Young | 112.8 |
| 1996 | Steve Young | 97.2 |
| 1997 | Steve Young | 104.7 |

49ERS NFL LEADERS

RECEIVING CHAMPIONS (Receptions)

| | | |
|------|----------------|-----|
| 1954 | Billy Wilson | 60 |
| 1956 | Billy Wilson | 60 |
| 1957 | Billy Wilson | 52 |
| 1965 | Dave Parks | 80 |
| 1968 | Clifton McNeil | 71 |
| 1982 | Dwight Clark | 60 |
| 1985 | Roger Craig | 92 |
| 1990 | Jerry Rice | 100 |
| 1996 | Jerry Rice | 108 |

RECEIVING CHAMPIONS (Touchdowns)

| | | |
|------|-----------------|----|
| 1953 | Billy Wilson | 10 |
| 1972 | Gene Washington | 12 |
| 1986 | Jerry Rice | 16 |
| 1987 | Jerry Rice | 22 |
| 1989 | Jerry Rice | 17 |
| 1990 | Jerry Rice | 13 |
| 1991 | Jerry Rice | 14 |
| 1993 | Jerry Rice | 16 |
| 1994 | Jerry Rice | 13 |
| 2001 | Terrell Owens | 16 |
| 2002 | Terrell Owens | 13 |
| 2009 | Vernon Davis | 13 |

PUNTING CHAMPIONS (Based on Average)

| | | |
|------|-------------|------|
| 1962 | Tommy Davis | 45.6 |
| 2011 | Andy Lee | 50.9 |

SCORING

| | | |
|------|---------------|-----|
| 1952 | Gordy Soltau | 94 |
| 1953 | Gordy Soltau | 114 |
| 1984 | Ray Wersching | 131 |
| 1987 | Jerry Rice | 138 |
| 1989 | Mike Cofer | 136 |
| 2011 | David Akers | 166 |

KICKOFF RETURNS (Based on Average)

| | | |
|------|-------------|------|
| 1953 | Joe Arenas | 34.4 |
| 1959 | Abe Woodson | 29.4 |
| 1962 | Abe Woodson | 31.3 |
| 1963 | Abe Woodson | 32.2 |

FIELD GOALS MADE

| | | |
|------|-------------|----|
| 1960 | Tommy Davis | 19 |
| 2011 | David Akers | 44 |

PUNT RETURNS (Based on Yards)

| | | |
|------|-------------|-----|
| 1960 | Abe Woodson | 174 |
| 1988 | John Taylor | 556 |

INTERCEPTIONS

| | | |
|------|--------------|----|
| 1960 | Dave Baker | 10 |
| 1986 | Ronnie Lott | 10 |
| 2003 | Tony Parrish | 9# |

*NFL Record #Shared NFL Lead



ROOKIE SEASON RECORDS

RUSHING ATTEMPTS

| NO | ATT | PLAYER | YEAR |
|-----------|------------|-------------------|-------------|
| 1. | 191 | Vic Washington | 1971 |
| 2. | 189 | Ken Willard | 1965 |
| 3. | 174 | Wilbur Jackson | 1974 |
| 4. | 171 | Earl Cooper | 1980 |
| 5. | 129 | John H. Johnson | 1954 |
| 6. | 127 | Frank Gore | 2005 |
| 7. | 125 | Kevan Barlow | 2001 |
| 8. | 109 | Don Lisbon | 1963 |
| 9. | 98 | Hugh McElhenny | 1952 |
| 10. | 96 | Billy Kilmer | 1961 |

RUSHING YARDS

| NO | YDS | PLAYER | YEAR |
|-----------|------------|-------------------|-------------|
| 1. | 811 | Vic Washington | 1971 |
| 2. | 778 | Ken Willard | 1965 |
| 3. | 725 | Roger Craig | 1983 |
| 4. | 720 | Earl Cooper | 1980 |
| 5. | 705 | Wilbur Jackson | 1974 |
| 6. | 684 | Hugh McElhenny | 1952 |
| 7. | 681 | John H. Johnson | 1954 |
| 8. | 608 | Frank Gore | 2005 |
| 9. | 512 | Kevan Barlow | 2001 |
| 10. | 509 | Billy Kilmer | 1961 |

RUSHING TOUCHDOWNS

| NO | TD | PLAYER | YEAR |
|------------|----------|-------------------|-------------|
| 1. | 10 | Billy Kilmer | 1961 |
| 2. | 9 | John H. Johnson | 1954 |
| 3. | 8 | Roger Craig | 1983 |
| 4t. | 6 | Hugh McElhenny | 1952 |
| | 6 | William Floyd | 1994 |
| 6t. | 5 | Ken Willard | 1965 |
| | 5 | Dicky Moegle | 1955 |
| 8t. | 4 | Kevan Barlow | 2001 |
| 9t. | 3 | Frank Gore | 2005 |
| | 3 | Earl Cooper | 1980 |
| | 3 | Delvin Williams | 1974 |
| | 3 | Vic Washington | 1971 |
| | 3 | J.D. Smith | 1958 |

RECEPTIONS

| NO | REC | PLAYER | YEAR |
|------------|-----------|-------------------------|-------------|
| 1. | 83 | Earl Cooper | 1980 |
| 2. | 51 | Gene Washington | 1969 |
| 3. | 49 | Jerry Rice | 1985 |
| 4t. | 48 | Michael Crabtree | 2009 |
| | | Roger Craig | 1983 |
| 6. | 40 | Eric Johnson | 2001 |
| 7. | 38 | J.J. Stokes | 1995 |
| 8t. | 36 | Dave Parks | 1964 |
| | 36 | Vic Washington | 1971 |
| 10. | 35 | Terrell Owens | 1996 |

RECEIVING YARDS

| NO | YDS | PLAYER | YEAR |
|-----------|------------|-------------------------|-------------|
| 1. | 927 | Jerry Rice | 1985 |
| 2. | 711 | Gene Washington | 1969 |
| 3. | 703 | Dave Parks | 1964 |
| 4. | 625 | Michael Crabtree | 2009 |
| 5. | 567 | Earl Cooper | 1980 |
| 6. | 520 | Terrell Owens | 1996 |
| 7. | 517 | J.J. Stokes | 1995 |
| 8. | 402 | Alex Loyd | 1950 |
| 9. | 395 | R.C. Owens | 1957 |
| 10. | 367 | Hugh McElhenny | 1952 |

RECEIVING TOUCHDOWNS

| NO | TD | PLAYER | YEAR |
|-----|----|----------------|------|
| 1. | 8 | Dave Parks | 1964 |
| 2t. | 5 | Jimmy Thomas | 1969 |
| | 5 | R.C. Owens | 1957 |
| 4t. | 4 | Terrell Owens | 1996 |
| | 4 | J.J. Stokes | 1995 |
| | 4 | Roger Craig | 1983 |
| | 4 | Earl Cooper | 1980 |
| | 4 | Vic Washington | 1971 |
| | 4 | Ken Willard | 1965 |
| | 4 | Carroll Hardy | 1955 |

PASSES COMPLETED

| NO | COMP | PLAYER | YEAR |
|-----------|-----------|-------------------|-------------|
| 1. | 88 | Tom Owen | 1974 |
| 2. | 84 | Alex Smith | 2005 |
| 3. | 38 | Earl Morrall | 1956 |
| 4t. | 23 | Steve Spurrier | 1967 |
| | 23 | George Mira | 1964 |
| 6t. | 21 | Jim Druckenmiller | 1997 |
| | 21 | Scott Bull | 1976 |
| | 21 | Dennis Morrison | 1975 |
| 9. | 19 | Billy Kilmer | 1961 |
| 10. | 13 | Joe Montana | 1979 |

PASSING YARDS

| NO | YDS | PLAYER | YEAR |
|-----------|------------|-------------------|-------------|
| 1. | 1,327 | Tom Owen | 1974 |
| 2. | 875 | Alex Smith | 2005 |
| 3. | 621 | Earl Morrall | 1956 |
| 4. | 331 | George Mira | 1964 |
| 5. | 286 | Billy Kilmer | 1961 |
| 6. | 252 | Scott Bull | 1976 |
| 7. | 239 | Jim Druckenmiller | 1997 |
| 8. | 227 | Dennis Morrison | 1974 |
| 9. | 211 | Steve Spurrier | 1967 |
| 10. | 160 | John Brodie | 1957 |

PASSING TOUCHDOWNS

| NO | TD | PLAYER | YEAR |
|------------|----------|-------------------|-------------|
| 1. | 10 | Tom Owen | 1974 |
| 2t. | 2 | Scott Bull | 1976 |
| | 2 | George Mira | 1964 |
| | 2 | John Brodie | 1957 |
| 5t. | 1 | Alex Smith | 2005 |
| | 1 | Jim Druckenmiller | 1997 |
| | 1 | Bill Musgrave | 1991 |
| | 1 | Joe Montana | 1979 |
| | 1 | Dennis Morrison | 1974 |
| | 1 | Bob Waters | 1960 |
| | 1 | Earl Morrall | 1956 |

PASSES ATTEMPTED

| NO | ATT | PLAYER | YEAR |
|-----------|------------|-------------------|-------------|
| 1. | 184 | Tom Owen | 1974 |
| 2. | 165 | Alex Smith | 2005 |
| 3. | 78 | Earl Morrall | 1956 |
| 4. | 53 | George Mira | 1964 |
| 5. | 52 | Jim Druckenmiller | 1997 |
| 6. | 51 | Dennis Morrison | 1974 |
| 7. | 50 | Steve Spurrier | 1967 |
| 8. | 48 | Scott Bull | 1976 |
| 9. | 34 | Billy Kilmer | 1961 |
| 10. | 23 | Joe Montana | 1979 |

PASSES INTERCEPTED

| NO | INT | PLAYER | YEAR |
|-----------|-----------|-------------------|-------------|
| 1. | 15 | Tom Owen | 1974 |
| 2. | 11 | Alex Smith | 2005 |
| 3. | 7 | Steve Spurrier | 1967 |
| 4. | 6 | Earl Morrall | 1956 |
| 5t. | 5 | Dennis Morrison | 1974 |
| | 5 | George Mira | 1964 |
| 7t. | 4 | Jim Druckenmiller | 1997 |
| | 4 | Scott Bull | 1976 |
| | 4 | Billy Kilmer | 1961 |
| 10. | 3 | John Brodie | 1957 |

PUNT RETURNS

| NO | RET | PLAYER | YEAR |
|-----|-----|------------------|------|
| 1. | 47 | R.W. McQuarters | 1998 |
| 2. | 38 | Don Griffin | 1986 |
| 3. | 35 | Anthony Leonard | 1976 |
| 4t. | 22 | Brandon Williams | 2006 |
| | 22 | Ralph McGill | 1972 |
| 6t. | 21 | Vinny Sutherland | 2001 |
| | 21 | Joe Arenas | 1951 |
| 8. | 20 | Hugh McElhenny | 1952 |

PUNT RETURN YARDS

| NO | YDS | PLAYER | YEAR |
|----|-----|-----------------|------|
| 1. | 406 | R.W. McQuarters | 1998 |
| 2. | 377 | Don Griffin | 1986 |
| 3. | 293 | Anthony Leonard | 1976 |
| 4. | 284 | Hugh McElhenny | 1952 |
| 5. | 272 | Joe Arenas | 1951 |
| 6. | 219 | Ralph McGill | 1972 |

PUNT RETURN TOUCHDOWNS

| NO | TD | PLAYER | YEAR |
|-----|----|-----------------|------|
| 1t. | 1 | Otis Amey | 2005 |
| | 1 | R.W. McQuarters | 1998 |
| | 1 | Don Griffin | 1986 |
| | 1 | Dana McLemore | 1982 |
| | 1 | Anthony Leonard | 1976 |
| | 1 | Manfred Moore | 1974 |
| | 1 | Hugh McElhenny | 1952 |

PUNTING ATTEMPTS

| NO | ATT | PLAYER | YEAR |
|-----------|-----------|-----------------|-------------|
| 1. | 96 | Andy Lee | 2004 |
| 2. | 79 | Tom Wittum | 1973 |
| 3. | 78 | Barry Helton | 1988 |
| 4. | 77 | Jim Miller | 1980 |
| 5. | 73 | Steve Spurrier | 1967 |

PUNTING YARDS

| NO | YDS | PLAYER | YEAR |
|-----------|--------------|-----------------|-------------|
| 1. | 3,990 | Andy Lee | 2004 |
| 2. | 3,455 | Tom Wittum | 1973 |
| 3. | 3,152 | Jim Miller | 1980 |
| 4. | 3,069 | Barry Helton | 1988 |
| 5. | 2,813 | Jason Baker | 2001 |

PUNTING AVERAGE*

| NO | AVG | PLAYER | YEAR |
|-----------|-------------|-----------------|-------------|
| 1. | 45.7 | Tommy Davis | 1959 |
| 2. | 43.7 | Tom Wittum | 1973 |
| 3. | 41.6 | Andy Lee | 2004 |
| 4. | 40.9 | Jim Miller | 1980 |
| 5. | 40.7 | Jason Baker | 2001 |

*minimum of 20 punts



ROOKIE SEASON RECORDS (CONT.)

KICKOFF RETURNS

| NO | RET | PLAYER | YEAR |
|-----|-----|------------------|------|
| 1. | 50 | Vinny Sutherland | 2001 |
| 2. | 41 | James Owens | 1979 |
| 3. | 41 | Dexter Carter | 1971 |
| 4. | 33 | Vic Washington | 1990 |
| 5t. | 26 | Rasheed Marshall | 2005 |
| | 26 | Anthony Leonard | 1976 |
| 7. | 21 | Joe Arenas | 1951 |

KICKOFF RETURN YARDS

| NO | YDS | PLAYER | YEAR |
|----|-------|------------------|------|
| 1. | 1,140 | Vinny Sutherland | 2001 |
| 2. | 1,002 | James Owens | 1979 |
| 3. | 858 | Vic Washington | 1971 |
| 4. | 783 | Dexter Carter | 1990 |
| 5. | 553 | Anthony Leonard | 1976 |
| 6. | 542 | Joe Arenas | 1951 |

KICKOFF RETURN TOUCHDOWNS

| NO | TD | PLAYER | YEAR |
|-----|----|---------------|------|
| 1t. | 1 | Amos Lawrence | 1981 |
| | 1 | James Owens | 1979 |
| | 1 | Dave Williams | 1977 |

INTERCEPTIONS

| NO | INT | PLAYER | YEAR |
|-----|-----|------------------|------|
| 1. | 7 | Ronnie Lott | 1981 |
| 2t. | 6 | Tim McKyer | 1986 |
| | 6 | Dicky Moegle | 1955 |
| 4t. | 5 | Kermit Alexander | 1963 |
| | 5 | Jimmy Johnson | 1961 |
| | 5 | Dave Baker | 1959 |
| | 5 | Fred Bruney | 1953 |
| | 5 | Jim Powers | 1950 |

INTERCEPTION RETURN YARDS

| NO | YDS | PLAYER | YEAR |
|----|-----|----------------|------|
| 1. | 138 | Alvin Randolph | 1967 |
| 2. | 117 | Ronnie Lott | 1981 |
| 3. | 116 | Jimmy Johnson | 1961 |
| 4. | 81 | Todd Shell | 1984 |
| 5. | 77 | Rex Berry | 1951 |

INTERCEPTION RETURN TOUCHDOWNS

| NO | TD | PLAYER | YEAR |
|-----|----|----------------|------|
| 1. | 3 | Ronnie Lott | 1981 |
| 2t. | 1 | Tim McKyer | 1986 |
| | 1 | Bill Belk | 1968 |
| | 1 | Alvin Randolph | 1966 |

TOTAL TOUCHDOWNS

| NO | TD | PLAYER | YEAR |
|-----|----|-----------------|------|
| 1. | 12 | Roger Craig | 1983 |
| 2t. | 10 | Billy Kilmer | 1961 |
| | 10 | Hugh McElhenny | 1952 |
| 4t. | 9 | Earl Cooper | 1980 |
| | 9 | Ken Willard | 1965 |
| | 9 | John H. Johnson | 1954 |

TOTAL POINTS

| NO | PTS | PLAYER | YEAR |
|----|-----|-------------|------|
| 1. | 105 | Doug Brien | 1994 |
| 2. | 103 | Wade Richey | 1997 |
| 3. | 72 | Roger Craig | 1983 |

SACKS

| NO | SACKS | PLAYER | YEAR |
|----|-------|----------------------|------|
| 1. | 14.0 | LB Aldon Smith | 2011 |
| 2. | 12.0 | DT Charles Haley | 1986 |
| 3. | 10.5 | DT Dana Stubblefield | 1993 |
| 4. | 6.5 | DE Andre Carter | 2001 |

ROOKIE SINGLE GAME RECORDS

RUSHING YARDS

| NO | YDS | PLAYER | DATE | OPPONENT |
|-----|-----|-----------------|----------|----------|
| 1. | 170 | Hugh McElhenny | 10/5/52 | Dal. |
| 2. | 134 | Amp Lee | 12/13/92 | Min. |
| 3. | 131 | Billy Kilmer | 10/8/61 | LA Rams |
| 4. | 125 | Vic Washington | 11/28/71 | NYJ |
| 5t. | 124 | Dexter Carter | 12/17/90 | LA Rams |
| | 124 | John H. Johnson | 11/20/54 | Pit. |
| 7. | 118 | Jimmy Thomas | 12/6/69 | Chi. |
| 8. | 108 | Frank Gore | 1/1/06 | Hou. |
| 9. | 100 | Ricky Watters | 9/6/92 | NYG |

RUSHING TOUCHDOWNS

| NO | TD | PLAYER | DATE | OPPONENT |
|-----|----|---------------|----------|----------|
| 1. | 4 | Billy Kilmer | 10/15/61 | Min. |
| 2t. | 3 | Ricky Watters | 10/18/92 | Atl. |
| | 3 | Roger Craig | 12/4/83 | TB |

RECEPTIONS

| NO | REC | PLAYER | DATE | OPPONENT |
|-----|-----|----------------|----------|----------|
| 1t. | 10 | Jerry Rice | 12/9/85 | LA Rams |
| | 10 | Earl Cooper | 9/7/80 | NO |
| 3. | 9 | Earl Cooper | 9/14/80 | StL |
| 4t. | 8 | Earl Cooper | 10/26/80 | TB |
| | 8 | Earl Cooper | 10/19/80 | LA Rams |
| | 8 | Monty Stickles | 9/25/60 | NYG |

RECEIVING YARDS

| NO | YDS | PLAYER | DATE | OPPONENT |
|----|-----|----------------|----------|----------|
| 1. | 241 | Jerry Rice | 12/9/85 | LA Rams |
| 2. | 146 | Dave Parks | 10/25/64 | Min. |
| 3. | 131 | Aaron Thomas | 11/19/61 | Chi. |
| 4. | 125 | Clyde Conner | 12/8/56 | GB |
| 5. | 123 | Monty Stickles | 9/25/60 | NYG |

TOTAL TOUCHDOWNS

| NO | TD | PLAYER | DATE | OPPONENT |
|----|----|--------------|----------|----------|
| 1. | 4 | Billy Kilmer | 10/15/61 | Min. |
| 2. | 3 | Roger Craig | 12/4/83 | TB |

PUNT RETURN YARDS

| NO | YDS | PLAYER | DATE | OPPONENT |
|----|-----|-----------------|----------|----------|
| 1. | 141 | Anthony Leonard | 10/17/76 | NO |
| 2. | 133 | Bruce Taylor | 11/15/70 | Houston |
| 3. | 125 | Dana McLemore | 1/2/83 | LA Rams |
| 4. | 122 | Hugh McElhenny | 10/19/52 | Chi. |
| 5. | 109 | Ralph McGill | 10/29/72 | Atl. |

KICKOFF RETURN YARDS

| NO | YDS | PLAYER | DATE | OPPONENT |
|-----|-----|------------------|----------|----------|
| 1. | 179 | Vic Washington | 11/14/71 | NO |
| 2. | 163 | Jamal Willis | 10/15/95 | Ind. |
| 3. | 159 | Doug Cunningham | 10/22/67 | NO |
| 4t. | 147 | Dana McLemore | 12/2/82 | LA Rams |
| | 147 | Vinny Sutherland | 11/18/01 | Car. |

INTERCEPTIONS

| NO | INT | PLAYER | DATE | OPPONENT |
|-----|-----|--------------------|----------|----------|
| 1t. | 2 | Tim McKyer | 12/19/86 | LA Rams |
| | 2 | Ronnie Lott | 10/11/81 | Det. |
| | 2 | Carlton Williamson | 11/29/81 | NYG |
| | 2 | Ricky Churchman | 11/30/80 | NE |
| | 2 | Jimmy Johnson | 11/5/61 | Det. |
| | 2 | Dicky Moegle | 10/23/55 | Chi. |
| | 2 | Rex Berry | 10/21/51 | Chi. |
| | 2 | Jimmy Powers | 10/22/50 | Det. |



ROOKIE HIGHLIGHTS

LONG RUNS FROM SCRIMMAGE

| NO | YDS | PLAYER | OPPONENT | DATE |
|----|------------|-------------------|----------------|-----------------|
| 1. | 89t | Hugh McElhenny | at Dal. | 10/5/52 |
| 2. | 82t | Hugh McElhenny | Dal. | 10/26/52 |
| 3. | 75t | Jimmy Thomas | Chi. | 12/6/69 |
| 4. | 74t | Dexter Carter | at Atl. | 10/14/90 |
| 5. | 72t | Frank Gore | at Was. | 10/23/05 |

LONG RECEPTIONS

| NO | YDS | PLAYER | OPPONENT | DATE |
|----|-----|-----------------|------------|----------|
| 1. | 83t | Dave Parks | at LA Rams | 10/18/64 |
| 2. | 80t | Dave Parks | Min. | 10/25/64 |
| 3. | 79t | Dave Parks | at Min. | 11/8/64 |
| 4. | 78 | Keith Henderson | Atl. | 11/12/89 |
| | 78t | Carroll Hardy | Det. | 10/30/55 |

LONG PUNTS

| NO | YDS | PLAYER | OPPONENT | DATE |
|----|-----------|-----------------|--------------|-----------------|
| 1. | 86 | Larry Barnes | Chi. | 9/29/57 |
| 2. | 81 | Andy Lee | at TB | 11/21/04 |
| 3. | 71 | Tommy Davis | Chi. | 10/25/59 |
| 4. | 70 | Chad Stanley | at Jac. | 9/12/99 |
| 5. | 65 | Jim Miller | at NYJ | 9/21/80 |

LONG PUNT RETURNS

| NO | YDS | PLAYER | OPPONENT | DATE |
|----|-----|----------------|----------|----------|
| 1. | 94t | Hugh McElhenny | Chi. | 10/16/52 |
| 2. | 93t | Dana McLemore | LA Rams | 1/2/83 |
| 3. | 88t | Manfred Moore | Atl. | 11/24/74 |
| 4. | 76t | Don Griffin | Atl. | 11/23/86 |
| | 76 | Bruce Taylor | at Chi. | 11/8/70 |

LONG KICKOFF RETURNS

| NO | YDS | PLAYER | OPPONENT | DATE |
|----|-----|-----------------|----------|----------|
| 1. | 94 | Doug Cunningham | NO | 11/22/67 |
| 2. | 92t | Amos Lawrence | LA Rams | 11/22/81 |
| 3. | 85t | James Owens | Den. | 11/18/79 |
| 4. | 80t | Dave Williams | at Min. | 12/4/77 |
| 5. | 74 | Vic Washington | NE | 10/31/71 |

100-YARD RUSHING GAMES

| Player | Game(s) | YDS (ATT-LG-TD) |
|-----------------------|--------------------------|----------------------|
| 1. Hugh McElhenny | at Dal. Texans (10/5/52) | 170 (7-89t-1) |
| 2. Joe Perry** | vs. Bal. (10/29/50) | 142 (16-49-0) |
| 3. Joe Perry** | vs. GB (12/10/50) | 135 (9-78t-1) |
| 4. Amp Lee | at Min. (12/13/92) | 134 (23-43-1) |
| 5. Billy Kilmer | vs. LA Rams (10/8/61) | 131 (19-26-2) |
| 6. Vic Washington | at NYJ (11/28/71) | 125 (27-20-1) |
| 7. Dexter Carter | at LA Rams (12/17/90) | 124 (13-74t-1) |
| John Henry Johnson | at Pit. (11/20/54) | 124 (17-24t-1) |
| 9. Jimmy Thomas | vs. Chi. (12/6/69) | 118 (6-75t-1) |
| 10. Billy Kilmer | at Min. (10/15/61) | 115 (20-21-4) |
| 11. Ken Willard | at Min. (11/28/65) | 113 (18-21-0) |
| 12. Frank Gore | vs. Hou. (1/1/06) | 108 (25-28-0) |
| Joe Arenas | vs. GB (12/9/51) | 108 (12-14-2) |
| 14. Billy Kilmer | at Det. (10/1/61) | 103 (16-31-2) |
| Hugh McElhenny | at Chi. (10/19/52) | 103 (12-25t-2) |

**player who was in his 1st NFL season, but had previous prof experience.

LONG RETURNS OF FIELD GOAL ATTEMPTS

| NO | YDS | PLAYER | OPPONENT | DATE |
|----|-----|----------------|----------|----------|
| 1. | 92t | Bruce Taylor | at NO | 12/13/70 |
| 2. | 62t | Johnny Jackson | at Dal. | 10/15/89 |

LONG COMPLETIONS

| NO | YDS | PLAYER | OPPONENT | DATE |
|----|-----|--------------|----------|----------|
| 1. | 79t | George Mira | at Min. | 11/8/64 |
| 2. | 68t | Tom Owen | at Chi. | 11/17/74 |
| 3. | 53t | Tom Owen | Atl. | 11/24/74 |
| 4. | 50t | Harry Sydney | NO | 11/15/87 |
| | 50 | Jim Powers | at Det. | 10/8/50 |

LONG INTERCEPTION RETURNS

| NO | YDS | PLAYER | OPPONENT | DATE |
|----|-----|----------------|----------|----------|
| 1. | 94t | Alvin Randolph | Chi. | 12/11/66 |
| 2. | 70t | Jason Webster | Atl. | 11/19/00 |
| | 70 | Bruce Taylor | GB | 11/1/70 |
| 4. | 63 | Jimmy Johnson | GB | 12/10/61 |
| 5. | 53t | Todd Shell | at NO | 11/25/84 |

LONG FIELD GOALS

| NO | YDS | PLAYER | OPPONENT | DATE |
|----|-----|------------------|------------|----------|
| 1. | 54 | Steve Mike-Mayer | at LA Rams | 11/9/75 |
| 2. | 52 | Jose Cortez | StL | 9/23/01 |
| 3. | 49 | Jose Cortez | at NYJ | 10/1/01 |
| 4. | 48 | Doug Brien | at NO | 11/28/94 |
| 5. | 47 | Doug Brien | at LA Rams | 9/18/94 |

LONG FUMBLE RETURNS

| NO | YDS | PLAYER | OPPONENT | DATE |
|----|-----|-----------------|------------|----------|
| 1. | 75t | Derrick Johnson | at Arz. | 10/2/05 |
| 2. | 34 | Eric Davis | at LA Rams | 12/17/90 |
| 3. | 18 | Ed Pine | at Min. | 12/2/62 |
| 4. | 17 | Jamie Winborn | at NO | 1/6/02 |
| 5. | 16 | Jack Capple | Min. | 10/24/65 |

100-YARD RECEIVING GAMES

| Player | Game(s) | YDS (REC-TD) |
|-------------------|-----------------------|--------------|
| 1. Jerry Rice | vs. LA Rams (12/9/85) | 241 (10-1) |
| 2. Dave Parks | vs. Min. (10/25/64) | 146 (5-1) |
| 3. Aaron Thomas | vs. Chi. (11/19/61) | 131 (3-2) |
| 4. Clyde Conner | vs. GB (12/8/56) | 125 (7-1) |
| 5. Monty Stickles | vs. NYG (9/25/60) | 123 (8-0) |
| 6. Carroll Hardy | at GB (11/20/55) | 122 (4-2) |
| 7. Bernie Casey | vs. GB (12/10/61) | 118 (5-1) |
| Hugh McElhenny | at NYG (11/9/52) | 118 (4-0) |
| 9. Dave Parks | at LA Rams (10/18/64) | 112 (3-1) |
| 10. Jerry Rice | vs. Dal. (12/22/85) | 111 (7-0) |
| 11. Terrell Owens | vs. Car. (12/8/96) | 110 (5-1) |
| 12. Alyn Beals** | vs. LA Rams (10/1/50) | 106 (7-0) |
| J.J. Stokes | at Atl. (12/24/95) | 106 (5-1) |
| 14. Alex Loyd | at Cle. (11/12/50) | 102 (5-0) |
| Don Lisbon | vs. Dal. (11/10/63) | 102 (5-2) |

**player who was in his 1st NFL season, but had previous prof experience.



CAREER 100/300 YARD GAMES

CAREER 100-YARD RUSHING GAMES

| NO | PLAYER | W-L-T |
|------------|--------------------|-----------------|
| 29 | Frank Gore | 22-7-0 |
| 20 | Joe Perry | 16-4-0 |
| 16 | Garrison Hearst | 15-1-0 |
| 14 | Roger Craig | 11-3-0 |
| 12 | Hugh McElhenny | 8-4-0 |
| 12 | J.D. Smith | 7-5-0 |
| 10 | Wendell Tyler | 8-2-0 |
| 10 | Delvin Williams | 5-5-0 |
| 9 | Ricky Watters | 8-1-0 |
| 9 | Ken Willard | 5-3-1 |
| 6 | Charlie Garner | 3-3-0 |
| 5 | Kevan Barlow | 2-3-0 |
| 4 | Billy Kilmer | 4-0-0 |
| 3 | Wilbur Jackson | 2-1-0 |
| 3 | Paul Hofer | 0-3-0 |
| 2 | Joe Cribbs | 2-0-0 |
| 2 | Larry Schreiber | 2-0-0 |
| 2 | Maurice Hicks | 2-0-0 |
| 1 | Brian Westbrook | 1-0-0 |
| 1 | Joe Arenas | 1-0-0 |
| 1 | Dexter Carter | 1-0-0 |
| 1 | Lenvil Elliott | 1-0-0 |
| 1 | Keith Henderson | 1-0-0 |
| 1 | John Henry Johnson | 1-0-0 |
| 1 | Terry Kirby | 1-0-0 |
| 1 | Amp Lee | 1-0-0 |
| 1 | Gary Lewis | 1-0-0 |
| 1 | Verl Lillywhite | 1-0-0 |
| 1 | Lawrence Phillips | 1-0-0 |
| 1 | C.R. Roberts | 1-0-0 |
| 1 | Jimmy Thomas | 1-0-0 |
| 1 | Vic Washington | 1-0-0 |
| 1 | O.J. Simpson | 0-1-0 |
| 1 | Steve Young | 0-1-0 |
| 183 | | 136-46-1 |

CAREER 300-YARD PASSING GAMES

| NO | PLAYER | W-L-T |
|------------|-------------------|----------------|
| 35 | Joe Montana | 26-9-0 |
| 28 | Steve Young | 21-7-0 |
| 14 | Jeff Garcia | 5-9-0 |
| 6 | John Brodie | 4-1-1 |
| 5 | Y.A. Tittle | 4-1-0 |
| 5 | Steve DeBerg | 0-5-0 |
| 3 | Elvis Grbac | 2-1-0 |
| 2 | Alex Smith | 0-2-0 |
| 2 | Steve Bono | 2-0-0 |
| 2 | Jeff Kemp | 1-1-0 |
| 2 | Steve Spurrier | 0-2-0 |
| 1 | Troy Smith | 1-0-0 |
| 1 | Tim Rattay | 1-0-0 |
| 1 | George Mira | 1-0-0 |
| 1 | Tom Owen | 1-0-0 |
| 1 | J.T. O'Sullivan | 1-0-0 |
| 1 | Shaun Hill | 0-1-0 |
| 1 | Mike Moroski | 0-1-0 |
| 111 | | 70-40-1 |

CAREER 100-YARD RECEIVING GAMES

| NO | PLAYER | W-L-T |
|------------|-------------------------|------------------|
| 66 | Jerry Rice | 46-20-0 |
| 25 | Terrell Owens | 15-10-0 |
| 17 | Gene Washington | 11-5-1 |
| 16 | Dwight Clark | 11-5-0 |
| 12 | John Taylor | 10-2-0 |
| 11 | Freddie Solomon | 5-6-0 |
| 11 | Dave Parks | 2-8-1 |
| 10 | Gordy Soltau | 5-5-0 |
| 9 | Bernie Casey | 3-4-2 |
| 9 | Billy Wilson | 3-4-2 |
| 8 | R.C. Owens | 5-2-1 |
| 7 | Vernon Davis | 2-5-0 |
| 5 | Monty Stickles | 3-2-0 |
| 4 | Paul Hofer | 2-2-0 |
| 4 | J.J. Stokes | 2-2-0 |
| 3 | J.R. Boone | 2-1-0 |
| 3 | Dick Witcher | 2-1-0 |
| 3 | Clinton McNeil | 1-2-0 |
| 3 | Ted Kwalick | 0-2-1 |
| 3 | Garrison Hearst | 2-1-0 |
| 3 | Michael Crabtree | 1-2-0 |
| 3 | Brandon Lloyd | 0-3-0 |
| 2 | Isaac Bruce | 1-1-0 |
| 2 | Antonio Bryant | 1-1-0 |
| 2 | Clyde Conner | 2-0-0 |
| 2 | Roger Craig | 2-0-0 |
| 2 | John David Crow | 1-1-0 |
| 2 | Eric Johnson | 1-1-0 |
| 2 | Hugh McElhenny | 1-1-0 |
| 1 | Joshua Morgan | 0-1-0 |
| 1 | Frank Gore | 0-1-0 |
| 1 | Danny Abramowicz | 1-0-0 |
| 1 | Arnaz Battle | 0-1-0 |
| 1 | Alyn Beals | 0-1-0 |
| 1 | Jimmy Cason | 0-1-0 |
| 1 | Curtis Conway | 0-1-0 |
| 1 | Charlie Garner | 0-1-0 |
| 1 | Carroll Hardy | 0-1-0 |
| 1 | Jimmy Johnson | 1-0-0 |
| 1 | Brent Jones | 1-0-0 |
| 1 | Don Lisbon | 1-0-0 |
| 1 | Alex Loyd | 0-1-0 |
| 1 | Willie McGee | 1-0-0 |
| 1 | Jeff Moore | 1-0-0 |
| 1 | Renaldo Nehemiah | 1-0-0 |
| 1 | Joe Perry | 0-1-0 |
| 1 | Ted Popson | 1-0-0 |
| 1 | Tom Rathman | 1-0-0 |
| 1 | Mike Sherrard | 0-1-0 |
| 1 | J.D. Smith | 1-0-0 |
| 1 | Aaron Thomas | 1-0-0 |
| 1 | Ricky Watters | 1-0-0 |
| 1 | Cedrick Wilson | 0-1-0 |
| 1 | Mike Wilson | 1-0-0 |
| 273 | | 153-112-8 |



49ERS 300-YARD PASSERS

| | | | |
|----------------------------------|---------------------|-------------------------------------|---------------------|
| 356 – Troy Smith vs. STL | 11/15/10 (17 of 28) | 318 – Joe Montana at Hou. | 10/7/90 (20 of 28) |
| 309 – Alex Smith vs. Phi. | 10/10/10 (25 of 39) | 398 – Joe Montana vs. Atl. | 9/23/90 (24 of 36) |
| 310 – Alex Smith at Sea. | 12/6/09 (27 of 45) | 390 – Joe Montana vs. Was. | 9/16/90 (29 of 44) |
| 303 – Shaun Hill at Dal. | 11/23/08 (21 of 33) | 458 – Joe Montana at LA Rams | 12/11/89 (30 of 42) |
| 321 – J.T. O'Sullivan at Sea. | 9/14/08 (20 of 32) | 325 – Joe Montana vs. GB | 11/19/89 (30 of 42) |
| 417 – Tim Rattay vs. Arz. | 10/10/04 (38 of 57) | 302 – Joe Montana vs. NO | 11/6/89 (22 of 31) |
| 344 – Jeff Garcia at Cin. | 12/14/03 (26 of 33) | 428 – Joe Montana at Phi. | 9/24/89 (25 of 34) |
| 337 – Jeff Garcia at SD | 11/17/02 (25 of 43) | 302 – Joe Montana at Sea. | 9/25/88 (20 of 29) |
| 305 – Jeff Garcia at Car. | 11/18/01 (34 of 54) | 343 – Joe Montana vs. Atl. | 9/18/88 (32 of 48) |
| 332 – Jeff Garcia at Atl. | 10/14/01 (27 of 41) | 308 – Joe Montana at GB | 12/6/87 (26 of 35) |
| 335 – Jeff Garcia vs. Atl. | 9/9/01 (26 of 40) | 342 – Joe Montana vs. Cle. | 11/29/87 (23 of 31) |
| 402 – Jeff Garcia vs. Chi. | 12/17/00 (36 of 44) | 304 – Joe Montana at TB | 11/22/87 (29 of 45) |
| 305 – Jeff Garcia vs. NO | 12/10/00 (25 of 38) | 334 – Joe Montana vs. StL Cardinals | 10/18/87 (31 of 39) |
| 323 – Jeff Garcia at SD | 12/3/00 (18 of 32) | 316 – Joe Montana at Pit. | 9/13/87 (34 of 49) |
| 307 – Jeff Garcia at Car. | 10/22/00 (25 of 39) | 441 – Joe Montana at Was. | 11/17/86 (33 of 60) |
| 336 – Jeff Garcia at GB | 10/15/00 (27 of 42) | 332 – Mike Moroski at NO | 11/2/86 (23 of 40) |
| 336 – Jeff Garcia vs. Oak. | 10/8/00 (28 of 41) | 359 – Jeff Kemp vs. Min. | 10/12/86 (23 of 42) |
| 373 – Jeff Garcia at Atl. | 1/3/00 (26 of 34) | 329 – Jeff Kemp vs NO | 9/21/86 (29 of 44) |
| 303 – Jeff Garcia at Car. | 12/18/99 (29 of 46) | 356 – Joe Montana at TB | 9/7/86 (32 of 46) |
| 437 – Jeff Garcia at Cin. | 12/5/99 (33 of 49) | 322 – Joe Montana vs. Dal. | 12/22/85 (24 of 34) |
| 309 – Steve Young at NO | 10/11/98 (21 of 40) | 354 – Joe Montana at NO | 12/15/85 (25 of 38) |
| 342 – Steve Young at Atl. | 11/15/98 (21 of 40) | 328 – Joe Montana vs. LA Rams | 12/9/85 (26 of 36) |
| 331 – Steve Young vs. Ind. | 10/18/98 (33 of 51) | 306 – Joe Montana at LA Rams | 10/27/85 (22 of 30) |
| 329 – Steve Young at Buf. | 10/4/98 (23 of 38) | 429 – Joe Montana at Atl. | 10/6/85 (37 of 57) |
| 387 – Steve Young vs. Atl. | 9/27/98 (28 of 39) | 301 – Joe Montana vs. Cin. | 11/4/84 (27 of 42) |
| 303 – Steve Young at Was. | 9/14/98 (21 of 32) | 365 – Joe Montana at LA Rams | 10/28/84 (21 of 31) |
| 363 – Steve Young vs. NYJ | 9/6/98 (26 of 46) | 353 – Joe Montana at Hou. | 10/21/84 (25 of 35) |
| 336 – Steve Young vs. Atl. | 9/21/97 (17 of 24) | 381 – Joe Montana vs. Was. | 9/10/84 (24 of 40) |
| 393 – Steve Young vs. Car. | 12/8/96 (27 of 41) | 358 – Joe Montana at LA Rams | 10/23/83 (25 of 39) |
| 316 – Steve Young at Atl. | 12/24/95 (31 of 44) | 316 – Joe Montana vs. LA Rams | 10/9/83 (28 of 42) |
| 425 – Steve Young vs. Min. | 12/18/95 (30 of 49) | 341 – Joe Montana at StL Cardinals | 9/18/83 (20 of 32) |
| 336 – Steve Young at Car. | 12/10/95 (31 of 45) | 356 – Joe Montana vs. SD | 12/11/82 (31 of 46) |
| 382 – Elvis Grbac at Mia. | 11/20/95 (31 of 41) | 305 – Joe Montana vs. LA Rams | 12/2/82 (26 of 37) |
| 327 – Elvis Grbac at Car. | 11/5/95 (26 of 37) | 334 – Joe Montana vs. NO | 11/28/82 (27 of 42) |
| 305 – Elvis Grbac at Dal. | 11/12/95 (20 of 30) | 408 – Joe Montana at StL Cardinals | 11/21/82 (26 of 39) |
| 348 – Steve Young at Det. | 9/25/95 (27 of 44) | 336 – Joe Montana at Den. | 9/19/82 (26 of 37) |
| 331 – Steve Young vs. Atl. | 9/10/95 (27 of 40) | 345 – Steve DeBerg at Atl. | 9/28/80 (32 of 51) |
| 350 – Steve Young vs. Den. | 12/17/94 (20 of 29) | 345 – Steve DeBerg vs. Atl. | 12/16/79 (29 of 54) |
| 304 – Steve Young at SD | 12/11/94 (25 of 32) | 348 – Steve DeBerg vs. Chi. Bears | 10/28/79 (26 of 41) |
| 325 – Steve Young vs. LA Rams | 11/20/94 (30 of 44) | 306 – Steve DeBerg vs. Sea. | 10/7/79 (31 of 40) |
| 355 – Steve Young at LA Rams | 9/18/94 (31 of 39) | 321 – Steve DeBerg at Hou. | 9/17/78 (20 to 32) |
| 308 – Steve Young vs. LA Raiders | 9/5/94 (19 of 32) | 316 – Tom Owen at Chi. | 11/17/74 (15 of 26) |
| 354 – Steve Young at Det. | 12/19/93 (17 of 23) | 320 – Steve Spurrier vs. Min. | 10/14/73 (31 of 48) |
| 462 – Steve Young at LA Rams | 11/28/93 (26 of 32) | 315 – Steve Spurrier at GB | 11/5/72 (19 of 37) |
| 311 – Steve Young at TB | 11/14/93 (23 of 29) | 317 – John Brodie at Chi. | 11/8/70 (21 of 28) |
| 342 – Steve Young vs. Phi. | 11/29/92 (24 of 35) | 301 – John Brodie vs. GB | 12/1/68 (24 of 39) |
| 399 – Steve Young vs. Atl. | 10/18/92 (18 of 28) | 324 – George Mira at Atl. | 12/10/67 (20 of 34) |
| 449 – Steve Young vs. Buf. | 9/13/92 (26 of 37) | 328 – John Brodie vs. GB | 12/10/61 (19 of 29) |
| 338 – Steve Young vs. Chi. | 12/23/91 (21 of 32) | 322 – John Brodie vs. Chi. | 11/19/61 (11 of 19) |
| 347 – Steve Bono vs. NO | 12/1/91 (27 of 41) | 316 – Y.A. Tittle at Det. | 10/16/55 (15 of 31) |
| 306 – Steve Bono at LA Rams | 11/25/91 (18 of 33) | 371 – Y.A. Tittle vs. Bal. | 12/13/53 (29 of 44) |
| 348 – Steve Young vs. Atl. | 10/13/91 (22 of 38) | 301 – Y.A. Tittle at LA Rams | 11/8/53 (18 of 32) |
| 348 – Steve Young vs. SD | 9/8/91 (26 of 36) | 304 – Y.A. Tittle vs. Chi. | 11/1/53 (25 of 43) |
| 411 – Joe Montana at GB | 11/4/90 (25 of 40) | 341 – Y.A. Tittle at NYG | 11/9/52 (16 of 29) |
| 476 – Joe Montana at Atl. | 10/14/90 (32 of 49) | | |



49ERS 100-YARD RUSHERS SINCE 1970

| | | | |
|------------------------------------|-----------------------|--|-----------------------|
| 107 – Frank Gore at Was. | 11/6/11 (19 carries) | 103 – Ricky Watters vs. TB | 10/23/94 (14 carries) |
| 134 – Frank Gore vs. Cle. | 10/30/11 (31 carries) | 116 – Ricky Watters vs. NO | 11/22/93 (16 carries) |
| 141 – Frank Gore at Det. | 10/16/11 (15 carries) | 135 – Ricky Watters at NO | 9/26/93 (25 carries) |
| 125 – Frank Gore vs. TB | 10/9/11 (20 carries) | 112 – Ricky Watters vs. Atl. | 9/19/93 (19 carries) |
| 127 – Frank Gore at Phi. | 10/2/11 (15 carries) | 134 – Amp Lee at Min. | 12/13/92 (23 carries) |
| 136 – Brian Westbrook at Arz. | 11/29/10 (23 carries) | 163 – Ricky Watters at LA Rams | 11/22/92 (26 carries) |
| 118 – Frank Gore vs. Den. (London) | 10/31/10 (29 carries) | 115 – Ricky Watters vs. NO | 11/15/92 (21 carries) |
| 102 – Frank Gore at Car. | 10/24/10 (19 carries) | 104 – Ricky Watters at NE | 10/11/92 (19 carries) |
| 149 – Frank Gore vs. Oak. | 10/17/10 (25 carries) | 100 – Ricky Watters at NYG | 9/6/92 (13 carries) |
| 112 – Frank Gore vs. NO | 9/20/10 (20 carries) | 104 – Keith Henderson vs. Det. | 10/20/91 (20 carries) |
| 107 – Frank Gore at StL | 1/3/10 (23 carries) | 102 – Steve Young vs. NO | 12/23/90 (8 carries) |
| 107 – Frank Gore at Phi. | 12/20/09 (16 carries) | 124 – Dexter Carter at LA Rams | 12/17/90 (13 carries) |
| 167 – Frank Gore vs. Arz. | 12/14/09 (25 carries) | 105 – Roger Craig vs. Buf. | 12/17/89 (25 carries) |
| 104 – Frank Gore vs. Chi. | 11/12/09 (25 carries) | 109 – Roger Craig vs. Atl. | 11/12/89 (17 carries) |
| 207 – Frank Gore vs. Sea. | 9/20/09 (16 carries) | 131 – Roger Craig at Ind. | 9/10/89 (24 carries) |
| 106 – Frank Gore vs. StL | 11/16/08 (18 carries) | 115 – Roger Craig vs. NO | 12/11/88 (22 carries) |
| 101 – Frank Gore vs. Phi. | 10/12/08 (19 carries) | 103 – Roger Craig at Atl. | 12/4/88 (23 carries) |
| 130 – Frank Gore vs. Det. | 9/21/08 (27 carries) | 162 – Roger Craig at Phx. | 11/6/88 (22 carries) |
| 138 – Frank Gore vs. Cin. | 12/15/07 (29 carries) | 190 – Roger Craig at LA Rams | 10/16/88 (22 carries) |
| 116 – Frank Gore at Arz. | 11/25/07 (21 carries) | 143 – Roger Craig vs. Den. | 10/9/88 (26 carries) |
| 153 – Frank Gore at Den. | 12/31/06 (31 carries) | 107 – Roger Craig at Sea. | 9/25/88 (21 carries) |
| 130 – Frank Gore vs. GB | 12/10/06 (18 carries) | 110 – Roger Craig at NYG | 9/11/88 (18 carries) |
| 144 – Frank Gore at Sea. | 12/14/06 (29 carries) | 104 – Roger Craig at LA Rams | 11/1/87 (23 carries) |
| 134 – Frank Gore at StL | 11/26/06 (21 carries) | 107 – Joe Cribbs at NE | 12/14/86 (23 carries) |
| 212 – Frank Gore vs. Sea. | 11/19/06 (24 carries) | 101 – Roger Craig vs. Atl. | 11/23/86 (17 carries) |
| 159 – Frank Gore at Det. | 11/12/06 (22 carries) | 105 – Joe Cribbs vs. StL | 11/9/86 (21 carries) |
| 111 – Frank Gore at Chi. | 10/29/06 (12 carries) | 111 – Wendell Tyler vs. KC | 11/17/85 (16 carries) |
| 134 – Frank Gore vs. Oak. | 10/8/06 (27 carries) | 117 – Roger Craig at Den. | 11/11/85 (22 carries) |
| 127 – Frank Gore vs. StL | 9/17/06 (29 carries) | 107 – Wendell Tyler at Det. | 10/20/85 (16 carries) |
| 108 – Frank Gore vs. Hou. | 1/1/06 (25 carries) | 107 – Roger Craig vs. Atl. | 9/15/85 (11 carries) |
| 109 – Maurice Hicks at StL | 12/24/05 (10 carries) | 125 – Wendell Tyler at Min. | 9/8/85 (21 carries) |
| 101 – Kevan Barlow vs. TB | 10/30/05 (26 carries) | 117 – Wendell Tyler at NO | 11/25/84 (15 carries) |
| 103 – Kevan Barlow at NE | 1/2/05 (25 carries) | 108 – Wendell Tyler at Hou. | 10/21/84 (23 carries) |
| 139 – Maurice Hicks at Arz. | 12/12/04 (34 carries) | 101 – Wendell Tyler at NYG | 10/8/84 (14 carries) |
| 114 – Kevan Barlow at NO | 9/19/04 (20 carries) | 113 – Wendell Tyler at Phi. | 9/23/84 (21 carries) |
| 154 – Kevan Barlow at Phi. | 12/21/03 (30 carries) | 102 – Wendell Tyler vs. TB | 12/4/83 (16 carries) |
| 154 – Kevan Barlow vs. Arz. | 12/7/03 (18 carries) | 108 – Wendell Tyler at StL | 9/18/83 (18 carries) |
| 117 – Garrison Hearst vs. TB | 10/19/03 (20 carries) | 107 – Wendell Tyler at Min. | 9/8/83 (19 carries) |
| 124 – Garrison Hearst vs. Sea. | 12/1/02 (31 carries) | 125 – Lenvil Elliot vs. NO | 12/7/80 (20 carries) |
| 116 – Garrison Hearst vs. StL | 10/6/02 (13 carries) | 147 – Paul Hofer at NO | 11/11/79 (17 carries) |
| 103 – Garrison Hearst vs. Mia. | 12/16/01 (26 carries) | 102 – Paul Hofer at Oak. | 11/4/79 (12 carries) |
| 124 – Garrison Hearst vs. Buf | 12/2/01 (25 carries) | 104 – Paul Hofer vs. LA Rams | 11/19/78 (20 carries) |
| 106 – Garrison Hearst at Ind. | 11/25/01 (12 carries) | 108 – O.J. Simpson vs. Chi. | 9/10/78 (27 carries) |
| 145 – Garrison Hearst vs. NO | 11/11/01 (17 carries) | 107 – Delvin Williams at Min. | 12/4/77 (27 carries) |
| 102 – Charlie Garner vs. KC | 11/12/00 (25 carries) | 190 – Wilbur Jackson vs. NO | 11/27/77 (16 carries) |
| 109 – Charlie Garner vs. Oak. | 10/8/00 (24 carries) | 123 – Wilbur Jackson at NO | 11/13/77 (22 carries) |
| 201 – Charlie Garner at Dal. | 9/24/00 (36 carries) | 110 – Delvin Williams at NO | 11/13/77 (25 carries) |
| 129 – Charlie Garner vs. Was | 12/26/99 (16 carries) | 106 – Delvin Williams vs. Det. | 10/23/77 (27 carries) |
| 107 – Charlie Garner vs. Atl. | 12/12/99 (26 carries) | 104 – Delvin Williams at SD | 12/5/76 (26 carries) |
| 166 – Charlie Garner vs. Pit | 11/7/99 (20 carries) | 156 – Wilbur Jackson vs. Min. | 11/29/76 (30 carries) |
| 102 – Lawrence Phillips at Arz. | 9/27/99 (9 carries) | 153 – Delvin Williams vs. Min. | 11/29/76 (20 carries) |
| 107 – Garrison Hearst at NE | 12/20/98 (27 carries) | 180 – Delvin Williams vs. Was. | 11/7/76 (23 carries) |
| 198 – Garrison Hearst vs. Det. | 12/14/98 (24 carries) | 194 – Delvin Williams at StL Cardinals | 10/31/76 (34 carries) |
| 139 – Garrison Hearst at Car. | 12/6/98 (20 carries) | 121 – Delvin Williams at GB | 9/12/76 (25 carries) |
| 166 – Garrison Hearst vs. NYG | 11/30/98 (20 carries) | 104 – Delvin Williams at Atl. | 12/14/75 (10 carries) |
| 138 – Garrison Hearst at Was | 9/14/98 (22 carries) | 106 – Delvin Williams vs. Chi. | 11/16/75 (12 carries) |
| 187 – Garrison Hearst vs. NYJ | 9/6/98 (20 carries) | 129 – Ken Willard at NYJ | 11/28/71 (15 carries) |
| 104 – Garrison Hearst vs. Dal. | 11/2/97 (22 carries) | 125 – Vic Washington at NYJ | 11/28/71 (27 carries) |
| 105 – Garrison Hearst at Atl. | 10/19/97 (18 carries) | 106 – Larry Schreiber vs. Atl. | 11/24/74 (20 carries) |
| 141 – Garrison Hearst at Car. | 9/29/97 (28 carries) | 117 – Ken Willard vs. Phi. | 12/2/73 (15 carries) |
| 105 – Terry Kirby at Atl. | 12/2/96 (12 carries) | 104 – Larry Schreiber vs. Bal. | 11/12/72 (17 carries) |
| 105 – Ricky Watters at NO | 11/28/94 (26 carries) | 105 – Ken Willard vs. Cle. | 9/27/70 (22 carries) |



49ERS 100-YARD RECEIVERS SINCE 1970

| | | | |
|---------------------------------|-----------------------|---------------------------------|-----------------------|
| 118 – Vernon Davis at StL | 1/1/12 (8 catches) | 105 – Garrison Hearst vs. Atl. | 9/27/98 (4 catches) |
| 120 – Michael Crabtree vs. Arz. | 11/20/11 (5 catches) | 111 – J.J. Stokes vs. NYJ | 9/6/98 (7 catches) |
| 114 – Vernon Davis at Cin. | 9/25/11 (8 catches) | 129 – Jerry Rice vs. Car. | 12/8/96 (10 catches) |
| 122 – Michael Crabtree at StL | 12/26/10 (6 catches) | 110 – Terrell Owens vs. Car. | 12/8/96 (5 catches) |
| 106 – Josh Morgan at SD | 12/16/10 (7 catches) | 116 – Ted Popson vs. Cin. | 10/20/96 (8 catches) |
| 126 – Vernon Davis at GB | 12/5/10 (4 catches) | 108 – Jerry Rice at StL | 10/6/96 (7 catches) |
| 105 – Michael Crabtree vs. Phi. | 10/10/10 (9 catches) | 127 – Jerry Rice at Car. | 9/22/96 (10 catches) |
| 104 – Vernon Davis vs. Phi. | 10/10/10 (5 catches) | 153 – Jerry Rice at Atl. | 12/24/95 (12 catches) |
| 102 – Frank Gore at KC | 9/26/10 (9 catches) | 106 – J.J. Stokes at Atl. | 12/24/95 (5 catches) |
| 111 – Vernon Davis at Sea. | 12/6/09 (6 catches) | 289 – Jerry Rice vs. Min. | 12/18/95 (14 catches) |
| 108 – Vernon Davis at GB | 11/22/09 (6 catches) | 121 – Jerry Rice at Car. | 12/10/95 (6 catches) |
| 102 – Vernon Davis vs. Ten. | 11/8/09 (10 catches) | 149 – Jerry Rice at Mia. | 11/20/95 (8 catches) |
| 125 – Isaac Bruce at Dal. | 11/23/08 (8 catches) | 161 – Jerry Rice at Dal. | 11/12/95 (5 catches) |
| 106 – Frank Gore vs. StL | 11/16/08 (18 carries) | 111 – Jerry Rice vs. Car. | 11/5/95 (8 catches) |
| 120 – Arnaz Battle at NO | 9/28/08 (7 catches) | 108 – Jerry Rice vs. NO | 10/29/95 (8 catches) |
| 153 – Isaac Bruce at Sea. | 9/14/08 (4 catches) | 181 – Jerry Rice at Det. | 9/25/95 (11 catches) |
| 131 – Antonio Bryant vs. StL | 9/17/06 (4 catches) | 167 – Jerry Rice vs. Atl. | 9/10/95 (11 catches) |
| 114 – Antonio Bryant at Arz. | 9/10/06 (4 catches) | 121 – Jerry Rice vs. Den. | 12/17/94 (9 catches) |
| 119 – Brandon Lloyd vs. Sea. | 11/20/05 (7 catches) | 106 – Rickey Watters vs. Den. | 12/17/94 (4 catches) |
| 102 – Brandon Lloyd at Arz. | 10/2/05 (7 catches) | 144 – Jerry Rice at SD | 12/11/94 (12 catches) |
| 142 – Brandon Lloyd vs. Dal. | 9/25/05 (4 catches) | 165 – Jerry Rice vs. LA Rams | 11/20/94 (16 catches) |
| 101 – Cedrick Wilson vs. Car. | 11/14/04 (5 catches) | 147 – Jerry Rice at LA Rams | 9/18/94 (11 catches) |
| 162 – Eric Johnson vs. Arz. | 10/10/04 (13 catches) | 103 – John Taylor at LA Rams | 9/18/94 (7 catches) |
| 113 – Eric Johnson vs. StL | 10/3/04 (10 catches) | 169 – Jerry Rice vs. LA Raiders | 9/5/94 (7 catches) |
| 112 – Curtis Conway at NO | 9/19/04 (8 catches) | 132 – Jerry Rice at Det. | 12/19/93 (4 catches) |
| 127 – Terrell Owens at Cin. | 12/14/03 (8 catches) | 115 – John Taylor at Det. | 12/19/93 (4 catches) |
| 155 – Terrell Owens vs. Pit. | 11/17/03 (8 catches) | 105 – Jerry Rice at Atl. | 12/11/93 (6 catches) |
| 152 – Terrell Owens vs. TB | 10/19/03 (6 catches) | 150 – John Taylor at LA Rams | 11/28/93 (6 catches) |
| 112 – Terrell Owens vs. Chi. | 9/7/03 (7 catches) | 166 – Jerry Rice at LA Rams | 11/28/93 (8 catches) |
| 123 – Terrell Owens at Dal. | 12/8/02 (12 catches) | 172 – Jerry Rice at TB | 11/14/93 (8 catches) |
| 166 – Terrell Owens vs. Phi. | 11/25/02 (13 catches) | 155 – Jerry Rice vs. Phx. | 10/24/93 (9 catches) |
| 171 – Terrell Owens at SD | 11/17/02 (7 catches) | 118 – Jerry Rice vs. TB | 12/19/92 (7 catches) |
| 191 – Terrell Owens at Oak. | 11/3/02 (12 catches) | 133 – Jerry Rice vs. Phi. | 11/29/92 (8 catches) |
| 132 – Terrell Owens vs. Arz. | 10/27/02 (8 catches) | 183 – Jerry Rice vs. Atl. | 10/18/92 (7 catches) |
| 116 – Terrell Owens at NO | 1/6/02 (2 catches) | 159 – Mike Sherrard vs. Buf. | 9/13/92 (6 catches) |
| 103 – Terrell Owens at Ind. | 11/25/01 (6 catches) | 112 – John Taylor vs. Buf. | 9/13/92 (5 catches) |
| 100 – Terrell Owens vs. NO | 11/11/01 (8 catches) | 125 – Jerry Rice vs. Chi. | 12/23/91 (5 catches) |
| 125 – Terrell Owens vs. Det. | 11/4/01 (9 catches) | 113 – John Taylor at Sea. | 12/8/91 (7 catches) |
| 105 – Garrison Hearst at Chi. | 10/28/01 (4 catches) | 154 – Jerry Rice vs. NO | 12/1/91 (9 catches) |
| 183 – Terrell Owens at Atl. | 10/14/01 (9 catches) | 121 – John Taylor at LA Rams | 11/25/91 (6 catches) |
| 118 – Terrell Owens vs. Car. | 10/7/01 (8 catches) | 127 – John Taylor at Atl. | 11/3/91 (2 catches) |
| 283 – Terrell Owens vs. Chi. | 12/17/00 (20 catches) | 138 – Jerry Rice vs. Atl. | 10/13/91 (7 catches) |
| 129 – Terrell Owens vs. NO | 12/10/00 (6 catches) | 150 – Jerry Rice vs. SD | 9/8/91 (9 catches) |
| 115 – Terrell Owens vs. StL | 10/29/00 (8 catches) | 118 – Jerry Rice at Min. | 12/30/90 (9 catches) |
| 112 – Charlie Garner at Car. | 10/22/00 (7 catches) | 104 – Jerry Rice at LA Rams | 12/17/90 (5 catches) |
| 176 – Terrell Owens vs. Oak. | 10/8/00 (12 catches) | 101 – Jerry Rice at Cin. | 12/9/90 (8 catches) |
| 108 – Terrell Owens at StL | 9/17/00 (6 catches) | 147 – Jerry Rice at Dal. | 11/11/90 (12 catches) |
| 143 – Jerry Rice at Atl. | 1/3/00 (6 catches) | 187 – Jerry Rice at GB | 11/4/90 (6 catches) |
| 130 – J.J. Stokes at Atl. | 1/3/00 (5 catches) | 132 – John Taylor at Hou. | 10/7/90 (4 catches) |
| 157 – Jerry Rice at Cin. | 12/5/99 (9 catches) | 225 – Jerry Rice at Atl. | 10/24/90 (13 catches) |
| 145 – Terrell Owens at Cin. | 12/5/99 (9 catches) | 171 – Jerry Rice vs. Atl. | 9/23/90 (8 catches) |
| 120 – Terrell Owens vs. StL | 11/21/99 (6 catches) | 125 – Brent Jones vs. Atl. | 9/23/90 (5 catches) |
| 115 – Jerry Rice at NE | 12/20/98 (5 catches) | 160 – John Taylor vs. Was. | 9/16/90 (8 catches) |
| 140 – Terrell Owens vs. NYG | 11/30/98 (5 catches) | 101 – Jerry Rice vs. Chi. | 12/24/89 (4 catches) |
| 103 – Garrison Hearst vs. NO | 11/22/98 (4 catches) | 286 – John Taylor at LA Rams | 12/11/89 (11 catches) |
| 169 – Jerry Rice at Atl. | 11/15/98 (10 catches) | 162 – John Taylor at Atl. | 12/3/89 (5 catches) |
| 120 – Terrell Owens at StL. | 10/25/98 (5 catches) | 117 – Jerry Rice vs. NYG | 11/27/89 (7 catches) |
| 110 – J.J. Stokes vs. Ind. | 10/18/98 (9 catches) | 106 – Jerry Rice vs. GB | 11/19/89 (9 catches) |
| 162 – Jerry Rice vs. Atl. | 9/27/98 (8 catches) | 112 – Jerry Rice vs. NE | 10/22/89 (6 catches) |



49ERS 100-YARD RECEIVERS SINCE 1970 (CONT.)

| | | | |
|---------------------------------|-----------------------|-----------------------------------|----------------------|
| 103 – Tom Rathman vs. NE | 10/22/89 (11 catches) | 109 – Freddie Solomon at Den. | 9/19/82 (4 catches) |
| 149 – Jerry Rice at NO | 10/8/89 (7 catches) | 106 – Dwight Clark vs. LA Raiders | 9/12/82 (6 catches) |
| 136 – John Taylor at Phi. | 9/24/89 (6 catches) | 124 – Freddie Solomon at LA Rams | 11/22/81 (5 catches) |
| 164 – Jerry Rice at Phi. | 9/24/89 (6 catches) | 128 – Dwight Clark vs. Atl. | 11/8/81 (7 catches) |
| 122 – Jerry Rice at TB | 9/17/89 (8 catches) | 109 – Dwight Clark vs. LA Rams | 10/25/81 (8 catches) |
| 163 – Jerry Rice at Ind. | 9/10/89 (6 catches) | 135 – Dwight Clark vs. Dal. | 10/11/81 (4 catches) |
| 171 – Jerry Rice at SD | 11/27/88 (6 catches) | 113 – Freddie Solomon vs. Chi. | 9/13/81 (5 catches) |
| 105 – Jerry Rice vs. Was. | 11/21/88 (3 catches) | 155 – Dwight Clark vs. NO | 12/7/80 (6 catches) |
| 163 – Jerry Rice at Sea. | 9/25/88 (6 catches) | 104 – Freddie Solomon at GB | 11/9/80 (5 catches) |
| 163 – Jerry Rice vs. Atl. | 9/18/88 (8 catches) | 148 – Dwight Clark at Dal. | 10/12/80 (8 catches) |
| 109 – Jerry Rice at NYG | 9/11/88 (4 catches) | 132 – Freddie Solomon vs. Atl. | 9/28/80 (5 catches) |
| 126 – Jerry Rice vs. Cle. | 11/29/87 (7 catches) | 135 – Paul Hofer vs. StL | 9/14/80 (9 catches) |
| 103 – Jerry Rice at TB | 11/22/87 (7 catches) | 114 – Paul Hofer at NO | 9/7/80 (7 catches) |
| 108 – Jerry Rice vs. NO | 11/15/87 (4 catches) | 130 – Paul Hofer at Atl. | 12/16/79 (9 catches) |
| 104 – Mike Wilson at Cin. | 9/20/87 (7 catches) | 104 – Paul Hofer at NYG | 10/14/79 (9 catches) |
| 106 – Jerry Rice at Pit. | 9/13/87 (8 catches) | 144 – Freddie Solomon vs. NO | 9/23/79 (8 catches) |
| 204 – Jerry Rice at Was. | 11/17/86 (12 catches) | 107 – Freddie Solomon at Min. | 9/2/79 (4 catches) |
| 156 – Jerry Rice vs. StL | 11/9/86 (4 catches) | 110 – Freddie Solomon at Hou. | 9/17/78 (3 catches) |
| 144 – Jerry Rice vs. Min. | 10/12/86 (7 catches) | 130 – Gene Washington vs. Dal. | 12/12/77 (5 catches) |
| 172 – Jerry Rice vs. Ind. | 10/5/86 (6 catches) | 112 – Gene Washington vs. Det. | 10/23/77 (4 catches) |
| 120 – Jerry Rice vs. NO | 9/21/86 (7 catches) | 104 – Willie McGee at Sea. | 9/26/76 (5 catches) |
| 100 – Dwight Clark vs. NO | 9/21/86 (7 catches) | 101 – Gene Washington at Phi. | 11/30/75 (6 catches) |
| 157 – Jerry Rice at LA Rams | 9/14/86 (6 catches) | 144 – Gene Washington at LA Rams | 11/9/75 (5 catches) |
| 100 – Dwight Clark at TB | 9/7/86 (7 catches) | 121 – Gene Washington at Dal. | 11/10/74 (7 catches) |
| 111 – Jerry Rice vs. Dal. | 12/22/85 (7 catches) | 133 – Ted Kwalick at Det. | 11/4/73 (8 catches) |
| 241 – Jerry Rice vs. LA Rams | 12/9/85 (10 catches) | 101 – Dan Abramowicz vs. NO | 10/21/73 (4 catches) |
| 132 – Roger Craig at LA Rams | 10/27/85 (6 catches) | 118 – Gene Washington vs. Min. | 10/14/73 (8 catches) |
| 167 – Roger Craig at Atl. | 10/6/85 (12 catches) | 119 – Gene Washington vs. Min. | 12/16/72 (4 catches) |
| 125 – Renaldo Nehemiah vs. Min. | 12/8/84 (6 catches) | 114 – Gene Washington at Chi. | 11/18/72 (4 catches) |
| 105 – Freddie Solomon at Cle. | 11/11/84 (5 catches) | 164 – Gene Washington at GB | 11/5/72 (6 catches) |
| 124 – Dwight Clark vs. Cin. | 11/4/84 (7 catches) | 102 – Ted Kwalick vs. NO | 10/22/72 (2 catches) |
| 127 – Dwight Clark at Hou. | 10/21/84 (5 catches) | 126 – Ted Kwalick vs. NYG | 10/15/72 (6 catches) |
| 105 – Dwight Clark vs. Was. | 9/10/84 (5 catches) | 140 – Gene Washington vs. SD | 9/17/72 (8 catches) |
| 103 – Freddie Solomon vs. Atl. | 9/25/83 (6 catches) | 160 – Gene Washington vs. NE | 10/31/71 (5 catches) |
| 121 – Freddie Solomon at StL | 9/18/83 (3 catches) | 112 – Gene Washington at Phi. | 10/3/71 (3 catches) |
| 104 – Dwight Clark at KC | 12/26/82 (4 catches) | 131 – Gene Washington at NO | 12/13/70 (5 catches) |
| 101 – Dwight Clark vs. Atl. | 12/19/82 (8 catches) | 115 – Gene Washington vs. Atl. | 12/6/70 (3 catches) |
| 135 – Dwight Clark vs. SD | 12/11/82 (12 catches) | 119 – Gene Washington at Chi. | 11/8/70 (5 catches) |
| 102 – Jeff Moore at LA Rams | 12/2/82 (8 catches) | 126 – Gene Washington vs. NO | 10/18/70 (4 catches) |
| 103 – Dwight Clark at StL | 11/21/82 (6 catches) | 145 – Gene Washington at LA Rams | 10/11/70 (7 catches) |
| 127 – Dwight Clark at Den. | 9/19/82 (9 catches) | | |



ALL-TIME RETURNS FOR TOUCHDOWNS

ALL-TIME INTERCEPTION RETURNS FOR TDS

| DATE | PLAYER | YARDS | OPPONENT |
|----------|---------------------|-------|-------------------|
| 10/9/11 | Rogers, Carlos | 31t | vs. TB |
| 1/2/11 | Brown, Tarell | 62t | vs. Arz. |
| 12/12/10 | Goldson, Dashon | 39 | vs. Sea. |
| 10/24/10 | McDonald, Ray | 31 | at Car. |
| 10/4/09 | Willis, Patrick | 23 | vs. StL |
| 9/14/08 | Willis, Patrick | 86 | at Sea. |
| 12/31/06 | Harris, Walt | 28 | at Den. |
| 1/1/06 | Adams, Mike | 40 | vs. Hou. |
| 11/27/05 | Spencer, Shawntae | 61 | at Ten. |
| 9/25/05 | Parrish, Tony | 34 | vs. Dal. |
| 9/7/03 | Plummer, Ahmed | 68 | vs. Chi. |
| 10/6/02 | Webster, Jason | 37 | vs. StL |
| 11/25/01 | Bronson, Zack | 48 | at Ind. |
| 10/28/01 | Bronson, Zack | 97 | at Chi. |
| 12/3/00 | Montgomery, Monty | 46 | at SD |
| 11/19/00 | Webster, Jason | 70 | vs. Atl. |
| 10/17/99 | Walker, Darnell | 27 | vs. Car. |
| 9/19/99 | Shulters, Lance | 64 | at NO |
| 1/3/98 | Norton, Ken Jr. | 23 | vs. Min. |
| 12/15/97 | Hanks, Merton | 55 | vs. Den. |
| 9/29/96 | Pope, Marquez | 55 | vs. Atl. |
| 11/26/95 | Davis, Eric | 86 | vs. StL |
| 10/22/95 | Norton, Ken Jr. | 35 | at StL |
| 10/22/95 | Norton, Ken Jr. | 21 | at StL |
| 9/10/95 | McDonald, Tim | 13 | vs. Atl. |
| 9/3/95 | McDonald, Tim | 52 | at NO |
| 1/15/95 | Davis, Eric | 44 | vs. Dal. |
| 12/11/94 | Sanders, Deion | 90 | at SD |
| 11/6/94 | McDonald, Tim | 73 | at Was. |
| 10/16/94 | Sanders, Deion | 93 | at Atl. |
| 9/25/94 | Sanders, Deion | 74 | vs. NO |
| 11/22/93 | Hanks, Merton | 67 | vs. NO |
| 10/31/93 | McGruder, Michael | 31 | vs. LA Rams |
| 10/3/93 | Davis, Eric | 41 | vs. Min. |
| 9/6/92 | Johnson, John | 56 | at NYG |
| 1/12/91 | Carter, Michael | 61 | vs. Was.* |
| 1/6/90 | Lott, Ronnie | 58 | vs. Min.* |
| 1/9/88 | Fuller, Jeff | 48 | vs. Min.* |
| 11/9/86 | Holmoe, Tom | 78 | vs. StL Cardinals |
| 10/26/86 | Nixon, Tory | 88 | at GB |
| 10/26/86 | Lott, Ronnie | 55 | at GB |
| 10/5/86 | McKyer, Tim | 21 | vs. Ind. |
| 9/28/86 | Holmoe, Tom | 66* | at Mia. |
| 10/13/85 | Williamson, Carlton | 43 | vs. Chi. |
| 12/2/84 | McLemore, Dana | 54 | at Atl. |
| 11/25/84 | Shell, Todd | 53 | at NO |
| 12/19/83 | Wright, Eric | 48 | vs. Dal. |
| 10/16/83 | Hicks, Dwight | 62 | at NO |
| 9/18/83 | Collier, Tim | 32 | at StL Cardinals |
| 9/18/83 | Hicks, Dwight | 40 | at StL Cardinals |
| 9/8/83 | Wright, Eric | 60 | at Min. |
| 12/26/82 | Lott, Ronnie | 83 | at KC |
| 1/3/82 | Lott, Ronnie | 20 | vs. NYG* |
| 11/22/81 | Lott, Ronnie | 25 | at LA Rams |
| 10/11/81 | Lott, Ronnie | 41 | vs. Dal. |
| 10/4/81 | Hicks, Dwight | 32 | at Was. |
| 9/27/81 | Lott, Ronnie | 26 | vs. NO |
| 10/1/78 | Leonard, Anthony | 30 | vs. Cin. |
| 10/19/75 | Allen, Nate | 37 | vs. NO |
| 12/15/74 | Wilcox, Dave | 21 | vs. NO |
| 11/23/72 | Vanderbundt, Skip | 21 | at Dal. |
| 10/29/72 | Vanderbundt, Skip | 37 | at Atl. |
| 10/1/72 | Simpson, Mike | 32 | at NO |
| 12/20/70 | Johnson, Jimmy | 36 | at Oak. |
| 9/27/70 | Phillips, Mel | 35 | vs. Cle. |
| 10/26/69 | Woitt, Johnny | 57 | at Bal. |
| 11/24/68 | Belk, Bill | 6 | at Pit. |
| 11/24/68 | Alexander, Kermit | 66 | at Pit. |
| 9/15/68 | Hindman, Stan | 25 | at Bal. Colts |
| 12/11/66 | Randolph, Alvin | 94 | vs. Chi. |
| 11/24/66 | Dowdle, Mike | 27 | at Det. |
| 10/16/66 | Johnson, Jimmy | 35 | at Atl. |

* - Postseason

| DATE | PLAYER | YARDS | OPPONENT |
|----------|-------------------|-------|---------------|
| 11/22/59 | Mertens, Jerry | 30 | at Bal. Colts |
| 11/30/58 | Hazeltine, Matt | 13 | at Bal. Colts |
| 10/27/57 | Herchman, Bill | 54 | vs. Chi. |
| 12/8/56 | Moegle, Dick | 32 | vs. GB |
| 10/16/55 | Berry, Rex | 44 | at Det. |
| 10/17/54 | Brown, Hardy | 41 | at Chi. |
| 9/26/54 | Berry, Rex | 34 | vs. Was. |
| 12/6/53 | Berry, Rex | 29 | vs. GB |
| 10/12/52 | Burke, Don | 35 | at Det. |
| 10/14/51 | Cason, Jim | 65 | at Pit. |
| 11/5/50 | Livingston, Howie | 35 | at LA Rams |

ALL-TIME FUMBLE RETURNS FOR TDS

| DATE | PLAYER | YARDS | OPPONENT |
|----------|-------------------|----------|---------------------|
| 10/4/09 | McDonald, Ray | 11 | vs. StL |
| 10/4/09 | McKillop, Scott | end zone | vs. StL |
| 11/25/07 | Banta-Cain, Tully | end zone | at Arz. |
| 10/8/06 | Oliver, Melvin | 12 | vs. Oak. |
| 10/2/05 | Johnson, Derrick | 78 | at Arz. (Mex. City) |
| 10/2/05 | Smith, Derek | end zone | at Arz. (Mex. City) |
| 11/28/04 | Smith, Derek | 46 | vs. Mia. |
| 10/31/04 | Carpenter, Dwaine | 80 | at Chi. |
| 10/26/03 | Harris, Kwame | 1 | at Arz. |
| 10/28/01 | Peterson, Julian | 26 | at Chi. |
| 10/24/99 | Walker, Darnell | 71 | at Min. |
| 10/17/99 | McMillan, Mark | 41 | vs. Car. |
| 10/10/99 | Young, Bryant | end zone | at StL |
| 12/15/97 | Greene, Kevin | 40 | vs. Den. |
| 11/10/97 | Hanks, Merton | 38 | at Phi. |
| 11/17/96 | Doleman, Chris | end zone | vs. Bal. |
| 12/24/95 | Rice, Jerry | end zone | at Atl. |
| 12/3/95 | Woodall, Lee | 96 | vs. Buffalo |
| 11/12/95 | Hanks, Merton | 38 | at Dal. |
| 10/16/94 | McDonald, Tim | 49 | at Atl. |
| 11/14/93 | Tamm, Ralph | 1 | at TB |
| 10/17/93 | Davis, Eric | 47 | at Dal. |
| 11/1/92 | Sherrard, Mike | 38 | at Phx. Cardinals |
| 12/22/91 | Griffin, Don | 99 | vs. Chi. |
| 11/12/89 | Haley, Charles | 3 | vs. LA Rams |
| 12/27/87 | Taylor, John | 26 | vs. LA Rams |
| 12/1/85 | Turner, Keena | 65 | at Was. |
| 10/20/85 | McIntyre, Guy | end zone | at Det. |
| 9/22/85 | McColl, Milt | 28 | at LA Raiders |
| 12/2/84 | Johnson, Gary | 33 | at Atl. |
| 10/23/83 | Board, Dwaine | end zone | at LA Rams |
| 10/4/81 | Hicks, Dwight | 80 | at Was. |
| 10/3/76 | Elam, Cleveland | 31 | vs. NYJ |
| 11/16/75 | Hart, Tommy | 10 | vs. Chi. |
| 10/26/75 | McGill, Ralph | 14 | at NE |
| 12/15/74 | Belk, Bill | 19 | vs. NO |
| 12/2/73 | Hall, Windlan | 66 | vs. Phi. |
| 11/23/72 | Vanderbundt, Skip | 73 | at Dal. |
| 12/26/71 | Hoskins, Bob | end zone | vs. Was.* |
| 10/31/71 | Blue, Forrest | 25 | vs. NE |
| 10/24/71 | Hart, Tommy | 63 | at StL Cardinals |
| 10/19/69 | Lakes, Roland | 2 | vs. Atl. |
| 10/27/68 | Witcher, Dick | 12 | at Det. |
| 10/15/67 | Windsor, Bob | 2 | at Phi. |
| 12/11/66 | Alexander, Kermit | 14 | vs. Chi. |
| 10/9/66 | Hazeltine, Matt | 22 | vs. GB |
| 11/28/65 | Kopay, Dave | end zone | at Min. |
| 11/14/65 | Miller, Clark | 75 | at Det. |
| 11/14/65 | Wilcox, Dave | 8 | at Det. |
| 10/24/65 | Chapple, Jack | 8 | vs. Min. |
| 9/19/65 | Krueger, Charlie | 6 | vs. Chi. |
| 10/14/62 | Woodson, Abe | 37 | at Chi. |
| 10/18/59 | Hazeltine, Matt | 40 | at Det. |



ALL-TIME BLOCKED FIELD GOALS RETURNED FOR TDS

(1970-Present)

| DATE | PLAYER | YARDS | OPPONENT |
|----------|--------------------|-------|----------|
| 9/27/09 | Clements, Nate | 59 | at Min. |
| 10/19/08 | Clements, Nate | 74 | at NYG |
| 10/12/08 | Strickland, Donald | 41 | vs. Phi. |
| 10/15/89 | Jackson, Johnnie | 62 | at Dal. |
| 9/26/71 | Taylor, Bruce | 58 | at NO |
| 12/13/70 | Taylor, Bruce | 92 | at NO |

ALL-TIME PUNT RETURNS FOR TDS

| DATE | PLAYER | YARDS | OPPONENT |
|----------|-------------------|-------|---------------|
| 9/11/11 | Ginn, Ted | 55 | vs. Sea. |
| 12/26/10 | Ginn, Ted | 78 | at StL |
| 9/11/05 | Amey, Otis | 75 | vs. StL |
| 10/10/04 | Battle, Arnaz | 71 | vs. Arz. |
| 12/1/02 | Williams, Jimmy | 89 | vs. Sea. |
| 12/27/98 | McQuarters, R.W. | 72 | vs. StL |
| 11/11/97 | Levy, Chuck | 73 | at Phi. |
| 12/19/95 | Carter, Dexter | 78 | vs. Min. |
| 10/3/93 | Carter, Dexter | 72 | vs. Min. |
| 11/9/92 | Hanks, Merton | 48 | at Atl. |
| 11/21/88 | Taylor, John | 95 | vs. Was. |
| 10/2/88 | Taylor, John | 77 | vs. Det. |
| 12/14/87 | McLemore, Dana | 83 | vs. Chi. |
| 11/23/86 | Griffin, Don | 76 | vs. Atl. |
| 10/8/84 | McLemore, Dana | 79 | at NYG |
| 12/19/83 | McLemore, Dana | 56 | vs. Dal. |
| 1/2/83 | McLemore, Dana | 93 | vs. LA Rams |
| 12/7/80 | Solomon, Freddie | 57 | vs. NO |
| 10/26/80 | Solomon, Freddie | 53 | vs. TB |
| 10/17/76 | Leonard, Anthony | 60 | vs. NO |
| 9/26/76 | McGill, Ralph | 50 | at Sea. |
| 11/24/74 | Moore, Manfred | 88 | vs. Atl. |
| 12/11/66 | Alexander, Kermit | 44 | vs. Chi. |
| 11/15/64 | Alexander, Kermit | 70 | vs. GB |
| 10/21/62 | Woodson, Abe | 85 | at GB |
| 11/5/61 | Woodson, Abe | 80 | vs. Det. |
| 12/16/56 | Arenas, Joe | 67 | at Bal. Colts |
| 10/19/52 | McElhenny, Hugh | 94 | at Chi. |
| 19.26/52 | O'Donahue, Pat | 23 | vs. Dal. |
| 10/28/51 | Nomellini, Leo | 20 | vs. LA Rams |

* - Postseason

ALL-TIME KICKOFF RETURNS FOR TDS

| DATE | PLAYER | YARDS | OPPONENT |
|----------|-----------------|-------|----------------|
| 9/11/11 | Ginn, Ted | 102 | vs. Sea. |
| 11/10/08 | Rossum, Allen | 104 | at Arz. |
| 11/2/03 | Wilson, Cedrick | 95 | vs. StL |
| 1/11/98 | Levy, Chuck | 95 | vs. GB* |
| 11/16/97 | Kirby, Terry | 101 | vs. Car. |
| 11/6/94 | Carter, Dexter | 96 | at Was. |
| 12/1/91 | Carter, Dexter | 98 | vs. NO |
| 12/20/87 | Cribbs, Joe | 92 | vs. Atl. |
| 12/1/85 | Monroe, Carl | 95 | at Was. |
| 11/22/81 | Lawrence, Amos | 92 | at LA Rams |
| 11/2/80 | Owens, James | 101 | at Det. |
| 11/18/79 | Owens, James | 85 | vs. Den. |
| 11/19/78 | Williams, Dave | 89 | vs. LA Rams |
| 12/4/77 | Williams, Dave | 80 | at Min. |
| 12/23/72 | Washington, Vic | 97 | vs. Dal.* |
| 10/29/72 | Washington, Vic | 98 | at Atl. |
| 11/17/63 | Woodson, Abe | 99 | at NYG |
| 9/29/63 | Woodson, Abe | 95 | at Min. |
| 9/15/63 | Woodson, Abe | 103 | vs. Min. |
| 10/1/61 | Woodson, Abe | 98 | at Det. |
| 12/18/60 | Lyles, Lenny | 97 | vs. Bal. Colts |
| 11/22/59 | Woodson, Abe | 105 | at LA Rams |
| 11/4/56 | Arenas, Joe | 90 | vs. Det. |

ALL-TIME BLOCKED PUNTS RETURNED FOR TDS

(1970-Present)

| DATE | PLAYER | YARDS | OPPONENT |
|----------|-----------------|-------|----------|
| 10/3/10 | Taylor Mays | 0 | at Atl. |
| 9/25/77 | Mike Baldassin | 0 | vs. Mia. |
| 9/21/75 | Dave Washington | 15 | at Min. |
| 12/15/73 | Windlan Hall | 0 | vs. Pit. |

ALL-TIME 1,000/3,000 YARD SEASONS

RUSHING

| YARDS | PLAYER | YEAR |
|-------|-----------------|------|
| 1,695 | Frank Gore | 2006 |
| 1,570 | Garrison Hearst | 1998 |
| 1,502 | Roger Craig | 1988 |
| 1,262 | Wendell Tyler | 1984 |
| 1,229 | Charlie Garner | 1999 |
| 1,211 | Frank Gore | 2011 |
| 1,206 | Garrison Hearst | 2001 |
| 1,203 | Delvin Williams | 1976 |
| 1,142 | Charlie Garner | 2000 |
| 1,120 | Frank Gore | 2009 |
| 1,102 | Frank Gore | 2007 |
| 1,054 | Roger Craig | 1989 |
| 1,050 | Roger Craig | 1985 |
| 1,049 | Joe Perry | 1954 |
| 1,036 | Frank Gore | 2008 |
| 1,036 | J.D. Smith | 1959 |
| 1,024 | Kevan Barlow | 2003 |
| 1,019 | Garrison Hearst | 1997 |
| 1,018 | Joe Perry | 1953 |
| 1,013 | Ricky Watters | 1992 |

RECEIVING

| YARDS | PLAYER | YEAR |
|--------|-----------------|------|
| *1,848 | Jerry Rice | 1995 |
| 1,570 | Jerry Rice | 1986 |
| 1,503 | Jerry Rice | 1993 |
| 1,502 | Jerry Rice | 1990 |
| 1,499 | Jerry Rice | 1994 |
| 1,483 | Jerry Rice | 1989 |
| 1,451 | Terrell Owens | 2000 |
| 1,412 | Terrell Owens | 2001 |
| 1,344 | Dave Parks | 1965 |
| 1,306 | Jerry Rice | 1988 |
| 1,300 | Terrell Owens | 2002 |
| 1,254 | Jerry Rice | 1996 |
| 1,206 | Jerry Rice | 1991 |
| 1,201 | Jerry Rice | 1992 |
| 1,157 | Jerry Rice | 1998 |
| 1,105 | Dwight Clark | 1981 |
| 1,102 | Terrell Owens | 2003 |
| 1,100 | Gene Washington | 1970 |
| 1,097 | Terrell Owens | 1998 |
| 1,078 | Jerry Rice | 1987 |
| 1,077 | John Taylor | 1989 |
| 1,032 | R.C. Owens | 1961 |
| 1,016 | Roger Craig | 1985 |
| 1,011 | John Taylor | 1991 |

PASSING

| YARDS | PLAYER | YEAR |
|-------|--------------|------|
| 4,278 | Jeff Garcia | 2000 |
| 4,170 | Steve Young | 1998 |
| 4,023 | Steve Young | 1993 |
| 3,969 | Steve Young | 1994 |
| 3,944 | Joe Montana | 1990 |
| 3,910 | Joe Montana | 1983 |
| 3,653 | Joe Montana | 1985 |
| 3,652 | Steve DeBerg | 1979 |
| 3,630 | Joe Montana | 1984 |
| 3,565 | Joe Montana | 1981 |
| 3,538 | Jeff Garcia | 2001 |
| 3,521 | Joe Montana | 1989 |
| 3,465 | Steve Young | 1992 |
| 3,344 | Jeff Garcia | 2002 |
| 3,200 | Steve Young | 1995 |
| 3,150 | Alex Smith | 2011 |
| 3,112 | John Brodie | 1965 |
| 3,054 | Joe Montana | 1987 |
| 3,029 | Steve Young | 1997 |
| 3,020 | John Brodie | 1968 |



49ERS YEARLY STATISTICAL LEADERS

RUSHING (BASED ON YARDS)

| YEAR | PLAYER | ATT | YDS | AVG | LG | TD | RANK |
|------|-------------------|-----|-------|-----|-----|----|--------|
| 1946 | Standlee, Norm | 134 | 683 | 5.1 | — | 2 | — |
| 1947 | Strzykalski, John | 143 | 906 | 6.3 | 50 | 5 | — |
| 1948 | Strzykalski, John | 141 | 915 | 6.5 | — | 4 | — |
| 1949 | Perry, Joe | 115 | 783 | 6.8 | 59 | 8 | — |
| 1950 | Perry, Joe | 124 | 647 | 5.2 | 78t | 5 | 5 |
| 1951 | Perry, Joe | 136 | 677 | 5.0 | 58t | 3 | 5 |
| 1952 | Perry, Joe | 158 | 725 | 4.6 | 78t | 8 | 3 |
| 1953 | Perry, Joe | 192 | 1,018 | 5.3 | 51t | 10 | 1 |
| 1954 | Perry, Joe | 173 | 1,049 | 6.1 | 58 | 8 | 1 |
| 1955 | Perry, Joe | 156 | 701 | 4.5 | 42 | 2 | 5 |
| 1956 | McElhenny, Hugh | 185 | 916 | 5.0 | 86t | 8 | 3 |
| 1957 | McElhenny, Hugh | 102 | 478 | 4.7 | 61 | 1 | 15 |
| 1958 | Perry, Joe | 125 | 758 | 6.1 | 73t | 4 | 3 |
| 1959 | Smith, J.D. | 207 | 1,036 | 5.0 | 73t | 10 | 2 |
| 1960 | Smith, J.D. | 174 | 780 | 4.5 | 41 | 5 | 5 |
| 1961 | Smith, J.D. | 167 | 823 | 4.9 | 33 | 8 | 5 |
| 1962 | Smith, J.D. | 258 | 907 | 3.5 | 28 | 6 | 6 |
| 1963 | Smith, J.D. | 162 | 560 | 3.5 | 52t | 5 | 13 |
| 1964 | Kopay, Dave | 75 | 271 | 3.6 | 18 | 0 | 32 |
| 1965 | Willard, Ken | 189 | 778 | 4.1 | 32 | 5 | 4 |
| 1966 | Willard, Ken | 191 | 763 | 4.0 | 49 | 5 | 5 |
| 1967 | Willard, Ken | 169 | 510 | 3.0 | 20 | 5 | 17 |
| 1968 | Willard, Ken | 227 | 967 | 4.3 | 69t | 7 | 2 |
| 1969 | Willard, Ken | 171 | 557 | 3.3 | 18 | 7 | 13 |
| 1970 | Willard, Ken | 236 | 789 | 3.3 | 20 | 7 | 9/6 |
| 1971 | Willard, Ken | 216 | 855 | 4.0 | 49 | 4 | 15/9 |
| 1972 | Washington, Vic | 141 | 468 | 3.3 | 33 | 3 | 42/20 |
| 1973 | Washington, Vic | 151 | 534 | 3.5 | 25 | 8 | 32/15 |
| 1974 | Jackson, Wilbur | 174 | 705 | 4.1 | 64 | 0 | 17/8 |
| 1975 | Williams, Delvin | 117 | 631 | 5.4 | 52 | 3 | 21/13 |
| 1976 | Williams, Delvin | 248 | 1,203 | 4.9 | 80t | 7 | 3/2 |
| 1977 | Williams, Delvin | 268 | 931 | 3.5 | 40 | 7 | 10/5 |
| 1978 | Simpson, O.J. | 161 | 593 | 3.7 | 34 | 1 | 39/19 |
| 1979 | Hofer, Paul | 123 | 615 | 5.0 | 47 | 7 | 33/17 |
| 1980 | Cooper, Earl | 171 | 720 | 4.2 | 47 | 5 | 23/12 |
| 1981 | Patton, Ricky | 152 | 543 | 3.6 | 28 | 4 | 35/16 |
| 1982 | Moore, Jeff | 85 | 281 | 3.3 | 19 | 4 | 37/16 |
| 1983 | Tyler, Wendell | 176 | 856 | 4.9 | 39 | 4 | 19/10 |
| 1984 | Tyler, Wendell | 246 | 1,262 | 5.1 | 40 | 7 | 5/5 |
| 1985 | Craig, Roger | 214 | 1,050 | 4.9 | 62t | 9 | 13/8 |
| 1986 | Craig, Roger | 204 | 830 | 4.1 | 25 | 7 | 13/8 |
| 1987 | Craig, Roger | 215 | 815 | 3.8 | 25 | 3 | 8/5 |
| 1988 | Craig, Roger | 310 | 1,502 | 4.8 | 46t | 9 | 3/2 |
| 1989 | Craig, Roger | 271 | 1,054 | 3.9 | 27 | 6 | 10/5 |
| 1990 | Carter, Dexter | 114 | 460 | 4.0 | 74t | 1 | 39/19 |
| 1991 | Henderson, Keith | 137 | 561 | 4.1 | 25 | 2 | 30/11 |
| 1992 | Watters, Ricky | 206 | 1,013 | 4.9 | 43 | 9 | 13/8 |
| 1993 | Watters, Ricky | 208 | 950 | 4.6 | 39 | 10 | 12/8 |
| 1994 | Watters, Ricky | 239 | 877 | 3.7 | 23 | 6 | 15/8 |
| 1995 | Loville, Derek | 218 | 723 | 3.3 | 27 | 10 | 24/13 |
| 1996 | Kirby, Terry | 134 | 559 | 4.2 | 31 | 3 | 33/15 |
| 1997 | Hearst, Garrison | 234 | 1,019 | 4.4 | 51 | 4 | 15/7 |
| 1998 | Hearst, Garrison | 310 | 1,570 | 5.1 | 96t | 7 | 3/2 |
| 1999 | Garner, Charlie | 241 | 1,229 | 5.1 | 53 | 4 | 8/5 |
| 2000 | Garner, Charlie | 258 | 1,142 | 4.4 | 42 | 7 | 16/7 |
| 2001 | Hearst, Garrison | 252 | 1,206 | 4.8 | 43t | 4 | 10/5 |
| 2002 | Hearst, Garrison | 215 | 972 | 4.5 | 40 | 8 | 21/9 |
| 2003 | Barlow, Kevan | 201 | 1,024 | 5.1 | 78t | 6 | 17t/6t |
| 2004 | Barlow, Kevan | 244 | 822 | 3.4 | 60 | 7 | 26/12 |
| 2005 | Gore, Frank | 127 | 608 | 4.8 | 72t | 3 | 32/14 |
| 2006 | Gore, Frank | 312 | 1,695 | 5.4 | 72 | 8 | 3/1 |
| 2007 | Gore, Frank | 260 | 1,102 | 4.2 | 43t | 5 | 13/5 |
| 2008 | Gore, Frank | 240 | 1,036 | 4.3 | 41t | 6 | 13t/9 |
| 2009 | Gore, Frank | 229 | 1,120 | 4.9 | 80t | 10 | 11t/5 |
| 2010 | Gore, Frank | 203 | 853 | 4.2 | 64 | 3 | 21/8 |
| 2011 | Gore, Frank | 282 | 1,211 | 4.3 | 55 | 8 | 6/3 |

PASSING (BASED ON RATING)

| YEAR | PLAYER | ATT | CMP | PCT | YDS | TD | INT | RTG | RANK |
|------|-----------------|-----|-----|------|-------|----|-----|-------|-------|
| 1946 | Albert, Frank | 197 | 104 | 52.9 | 1,404 | 14 | 14 | — | — |
| 1947 | Albert, Frank | 242 | 128 | 52.9 | 1,692 | 18 | 15 | — | — |
| 1948 | Albert, Frank | 264 | 154 | 58.3 | 1,990 | 29 | 10 | — | — |
| 1949 | Albert, Frank | 260 | 129 | 49.6 | 1,862 | 27 | 16 | — | — |
| 1950 | Albert, Frank | 306 | 155 | 50.7 | 1,767 | 14 | 23 | 52.6 | 8 |
| 1951 | Albert, Frank | 166 | 90 | 50.7 | 1,116 | 5 | 10 | 60.2 | 8 |
| 1952 | Tittle, Y.A. | 208 | 106 | 51.0 | 1,407 | 11 | 12 | 66.4 | 5 |
| 1953 | Tittle, Y.A. | 259 | 149 | 57.5 | 2,121 | 20 | 16 | 84.0 | 3 |
| 1954 | Tittle, Y.A. | 295 | 170 | 57.6 | 2,205 | 9 | 9 | 78.4 | 7 |
| 1955 | Tittle, Y.A. | 287 | 147 | 51.2 | 2,185 | 17 | 28 | 56.5 | 4 |
| 1956 | Tittle, Y.A. | 218 | 124 | 56.9 | 1,641 | 7 | 12 | 68.5 | 7 |
| 1957 | Tittle, Y.A. | 279 | 176 | 63.1 | 2,157 | 13 | 15 | 79.6 | 6 |
| 1958 | Tittle, Y.A. | 208 | 120 | 57.7 | 1,467 | 9 | 15 | 59.1 | 3 |
| 1959 | Tittle, Y.A. | 199 | 102 | 51.3 | 1,331 | 10 | 15 | 58.2 | 4 |
| 1960 | Brodie, John | 207 | 103 | 49.8 | 1,111 | 6 | 9 | 57.8 | 5 |
| 1961 | Brodie, John | 283 | 155 | 54.8 | 2,588 | 14 | 12 | 84.5 | 4 |
| 1962 | Brodie, John | 304 | 175 | 57.6 | 2,272 | 18 | 16 | 78.1 | 6 |
| 1963 | McHan, Lamar | 195 | 83 | 42.3 | 1,243 | 8 | 11 | 54.3 | 15 |
| 1964 | Brodie, John | 392 | 193 | 49.2 | 2,498 | 14 | 16 | 64.3 | 12 |
| 1965 | Brodie, John | 391 | 242 | 61.9 | 3,112 | 30 | 16 | 95.2 | 3 |
| 1966 | Brodie, John | 427 | 232 | 54.3 | 2,810 | 16 | 22 | 65.5 | 8 |
| 1967 | Brodie, John | 349 | 168 | 48.1 | 2,013 | 11 | 16 | 57.5 | 11 |
| 1968 | Brodie, John | 404 | 234 | 57.9 | 3,020 | 22 | 21 | 77.9 | 3 |
| 1969 | Brodie, John | 347 | 194 | 55.9 | 2,405 | 16 | 15 | 74.9 | 7 |
| 1970 | Brodie, John | 378 | 223 | 59.0 | 2,941 | 24 | 10 | 93.9 | 1/1 |
| 1971 | Brodie, John | 387 | 208 | 53.7 | 2,642 | 18 | 24 | 64.7 | 12/6 |
| 1972 | Spurrier, Steve | 269 | 147 | 54.6 | 1,983 | 18 | 16 | 76.2 | 8/5 |
| 1973 | Spurrier, Steve | 157 | 83 | 52.9 | 882 | 4 | 7 | 59.2 | 21/13 |
| 1974 | Owen, Tom | 184 | 88 | 47.8 | 1,327 | 10 | 15 | 54.8 | 25/11 |
| 1975 | Snead, Norm | 189 | 108 | 57.1 | 1,337 | 9 | 10 | 77.2 | 11/5 |
| 1976 | Plunkett, Jim | 243 | 126 | 51.9 | 1,592 | 13 | 16 | 62.8 | 17/8 |
| 1977 | Plunkett, Jim | 248 | 128 | 51.6 | 1,693 | 9 | 14 | 62.1 | 17/8 |
| 1978 | DeBerg, Steve | 302 | 137 | 45.4 | 1,570 | 8 | 22 | 39.8 | 28/17 |
| 1979 | DeBerg, Steve | 578 | 347 | 60.0 | 3,652 | 17 | 21 | 70.3 | 13/5 |
| 1980 | Montana, Joe | 273 | 176 | 64.5 | 1,795 | 15 | 9 | 87.8 | 5/4 |
| 1981 | Montana, Joe | 488 | 311 | 63.7 | 3,565 | 19 | 12 | 88.2 | 4/1 |
| 1982 | Montana, Joe | 346 | 213 | 61.6 | 2,613 | 17 | 11 | 87.9 | 5/3 |
| 1983 | Montana, Joe | 515 | 332 | 64.5 | 3,910 | 26 | 12 | 94.6 | 5/3 |
| 1984 | Montana, Joe | 432 | 279 | 64.6 | 3,630 | 28 | 10 | 102.9 | 2/1 |
| 1985 | Montana, Joe | 494 | 303 | 61.3 | 3,653 | 27 | 13 | 91.3 | 3/1 |
| 1986 | Montana, Joe | 307 | 191 | 62.2 | 2,236 | 8 | 9 | 80.7 | 9/2 |
| 1987 | Montana, Joe | 398 | 266 | 66.8 | 3,054 | 31 | 13 | 102.1 | 1/1 |
| 1988 | Montana, Joe | 397 | 238 | 59.9 | 2,981 | 18 | 10 | 87.9 | 6/3 |
| 1989 | Montana, Joe | 386 | 271 | 70.2 | 3,521 | 26 | 8 | 112.4 | 1/1 |
| 1990 | Montana, Joe | 520 | 321 | 61.7 | 3,944 | 26 | 16 | 89.0 | 7/3 |
| 1991 | Young, Steve | 279 | 180 | 64.5 | 2,517 | 17 | 8 | 101.8 | 1/1 |
| 1992 | Young, Steve | 402 | 268 | 66.7 | 3,465 | 25 | 7 | 107.0 | 1/1 |
| 1993 | Young, Steve | 462 | 314 | 68.0 | 4,023 | 29 | 16 | 101.5 | 1/1 |
| 1994 | Young, Steve | 461 | 324 | 70.3 | 3,969 | 35 | 10 | 112.8 | 1/1 |
| 1995 | Young, Steve | 447 | 299 | 66.9 | 3,200 | 20 | 11 | 92.3 | 5/4 |
| 1996 | Young, Steve | 316 | 214 | 67.7 | 2,410 | 14 | 6 | 97.2 | 1/1 |
| 1997 | Young, Steve | 356 | 241 | 67.7 | 3,029 | 19 | 6 | 104.7 | 1/1 |
| 1998 | Young, Steve | 517 | 322 | 62.3 | 4,170 | 36 | 12 | 101.1 | 3/2 |
| 1999 | Garcia, Jeff | 375 | 225 | 60.0 | 2,544 | 11 | 11 | 77.9 | 17/10 |
| 2000 | Garcia, Jeff | 561 | 355 | 63.3 | 4,287 | 31 | 10 | 97.6 | 5/4 |
| 2001 | Garcia, Jeff | 504 | 316 | 62.7 | 3,538 | 32 | 12 | 94.8 | 3/2 |
| 2002 | Garcia, Jeff | 528 | 328 | 62.1 | 3,344 | 21 | 10 | 85.6 | 11t/4 |
| 2003 | Garcia, Jeff | 392 | 225 | 57.4 | 2,704 | 18 | 13 | 80.1 | 15/8 |
| 2004 | Rattay, Tim | 325 | 198 | 60.9 | 2,169 | 10 | 10 | 78.1 | 20/10 |
| 2005 | Smith, Alex | 165 | 84 | 50.9 | 875 | 1 | 11 | 40.8 | NA |
| 2006 | Smith, Alex | 442 | 257 | 58.1 | 2,890 | 16 | 16 | 74.8 | 22/11 |
| 2007 | Smith, Alex | 193 | 94 | 48.7 | 914 | 2 | 4 | 57.2 | NA |
| 2008 | Hill, Shaun | 288 | 181 | 62.8 | 2,046 | 13 | 8 | 87.5 | 12/7 |
| 2009 | Smith, Alex | 372 | 225 | 60.5 | 2,350 | 18 | 12 | 81.5 | 19/9 |
| 2010 | Smith, Alex | 342 | 204 | 59.6 | 2,370 | 14 | 10 | 82.1 | 21/9 |
| 2011 | Smith, Alex | 445 | 273 | 61.3 | 3,144 | 17 | 5 | 90.7 | 9/7 |



49ERS YEARLY STATISTICAL LEADERS

RECEIVING (BASED ON CATCHES)

| YEAR | PLAYER | NO | YDS | AVG | LG | TD | RANK |
|------|----------------------|------|--------|------|-----|----|---------|
| 1946 | Beals, Alyn | 40 | 586 | 14.7 | — | 10 | — |
| 1947 | Beals, Alyn | 47 | 655 | 13.9 | 54 | 10 | — |
| 1948 | Beals, Alyn | 46 | 591 | 12.8 | — | 14 | — |
| 1949 | Beals, Alyn | 44 | 678 | 15.4 | — | 12 | — |
| 1950 | Loyd, Alex | 32 | 402 | 12.6 | 38 | 0 | 18 |
| 1951 | Softau, Gordy | 59 | 826 | 14.0 | 48t | 7 | 2 |
| 1952 | Softau, Gordy | 55 | 774 | 14.1 | 49t | 7 | 4 |
| 1953 | Wilson, Billy | 51 | 840 | 16.5 | 61t | 10 | 6 |
| 1954 | Wilson, Billy | 60 | 830 | 13.8 | 43 | 5 | 1 |
| 1955 | Wilson, Billy | 53 | 831 | 15.7 | 72t | 7 | 2 |
| 1956 | Wilson, Billy | 60 | 889 | 14.8 | 77t | 5 | 1 |
| 1957 | Wilson, Billy | 52 | 757 | 14.6 | 40 | 6 | 1 |
| 1958 | Conner, Clyde | 49 | 512 | 10.4 | 26 | 5 | 5 |
| 1959 | Wilson, Billy | 44 | 540 | 12.3 | 57t | 4 | 6 |
| 1960 | Conner, Clyde | 38 | 531 | 14.0 | 65t | 2 | 1 |
| 1961 | Owens, R.C. | 55 | 1,032 | 18.8 | 54 | 5 | 7 |
| 1962 | Casey, Bernie | 53 | 819 | 15.5 | 48t | 6 | 11 |
| 1963 | Casey, Bernie | 47 | 762 | 16.2 | 68t | 7 | 14 |
| 1964 | Casey, Bernie | 58 | 808 | 13.9 | 63t | 4 | 6 |
| 1965 | Parks, Dave | 80 | 1,344 | 16.8 | 53t | 12 | 1 |
| 1966 | Parks, Dave | 66 | 974 | 14.8 | 65t | 5 | 3 |
| 1967 | Witcher, Dick | 46 | 705 | 15.3 | 63t | 3 | 17 |
| 1968 | McNeil, Clifton | 71 | 994 | 14.0 | 65t | 7 | 1 |
| 1969 | Washington, Gene | 51 | 711 | 13.9 | 52 | 3 | 10 |
| | Cunningham, Doug, RB | 51 | 484 | 9.5 | 58 | 0 | 11 |
| 1970 | Washington, Gene | 53 | 1,100 | 20.8 | 79t | 12 | 4/3 |
| 1971 | Kwalick, Ted | 52 | 664 | 12.8 | 42t | 5 | 4/2 |
| 1972 | Washington, Gene | 46 | 978 | 20.0 | 62t | 12 | 13/7 |
| 1973 | Kwalick, Ted | 47 | 729 | 15.5 | 48 | 5 | 10/6 |
| 1974 | Schreiber, Larry, RB | 30 | 217 | 7.2 | 16 | 1 | 60/36 |
| 1975 | Washington, Gene | 44 | 735 | 16.7 | 68t | 9 | 31/10 |
| 1976 | Washington, Gene | 33 | 457 | 13.8 | 55t | 6 | 52/25 |
| | Jackson, Wilbur, RB | 33 | 324 | 9.8 | 32 | 1 | 53/27 |
| 1977 | Washington, Gene | 32 | 638 | 19.9 | 47t | 5 | 52/22 |
| 1978 | Solomon, Freddie | 31 | 458 | 14.8 | 58 | 2 | 83/42 |
| 1979 | Hofer, Paul, RB | 58 | 662 | 11.4 | 44 | 2 | 17/7 |
| 1980 | Cooper, Earl, RB | 83 | 567 | 6.8 | 66t | 4 | 2/1 |
| 1981 | Clark, Dwight | 85 | 1,105 | 13.0 | 78t | 4 | 2/1 |
| 1982 | Clark, Dwight | 60 | 913 | 15.2 | 51 | 5 | 1/1 |
| 1983 | Clark, Dwight | 70 | 840 | 12.0 | 46t | 8 | 11/5 |
| 1984 | Craig, Roger, RB | 71 | 675 | 9.5 | 64t | 3 | 11/6 |
| 1985 | Craig, Roger, RB | 92 | 1,016 | 11.0 | 73 | 6 | 1/1 |
| 1986 | Rice, Jerry | 86 | 1,570 | 18.3 | 66t | 15 | 2/1 |
| 1987 | Craig, Roger, RB | 66 | 492 | 7.5 | 35t | 1 | 3/2 |
| 1988 | Craig, Roger, RB | 76 | 534 | 7.0 | 22 | 1 | 7/5 |
| 1989 | Rice, Jerry | 82 | 1,483 | 18.1 | 68t | 17 | 5/4 |
| 1990 | Rice, Jerry | 100 | 1,502 | 15.0 | 64t | 13 | 1/1 |
| 1991 | Rice, Jerry | 80 | 1,206 | 15.1 | 73t | 14 | 5/3 |
| 1992 | Rice, Jerry | 84 | 1,201 | 14.3 | 80t | 10 | 5/3 |
| 1993 | Rice, Jerry | 98 | 1,503 | 15.3 | 80t | 15 | 2/2 |
| 1994 | Rice, Jerry | 112 | 1,499 | 13.4 | 69t | 13 | 2/1 |
| 1995 | Rice, Jerry | +122 | *1,848 | 15.1 | 81t | 15 | 2/2 |
| 1996 | Rice, Jerry | 108 | 1,254 | 11.6 | 39 | 8 | 1/1 |
| 1997 | Owens, Terrell | 60 | 936 | 15.6 | 56t | 8 | 32t/13t |
| 1998 | Rice, Jerry | 82 | 1,157 | 14.1 | 75t | 9 | 7t/3t |
| 1999 | Rice, Jerry | 67 | 830 | 12.4 | 62 | 5 | 31t/19 |
| 2000 | Owens, Terrell | 97 | 1,451 | 15.0 | 69t | 13 | 5/2 |
| 2001 | Owens, Terrell | 93 | 1,412 | 15.2 | 60t | 16 | 9/4 |
| 2002 | Owens, Terrell | 100 | 1,300 | 13.0 | 76t | 13 | 4t/2 |
| 2003 | Owens, Terrell | 80 | 1,102 | 13.8 | 75t | 9 | 12/7 |
| 2004 | Johnson, Eric, TE | 82 | 825 | 10.1 | 25 | 2 | 35/14 |
| 2005 | Lloyd, Brandon | 48 | 733 | 15.3 | 89t | 5 | 44/20 |
| 2006 | Gore, Frank, RB | 61 | 485 | 8.0 | 39 | 1 | 40t/21t |
| 2007 | Gore, Frank, RB | 53 | 436 | 8.2 | 23t | 1 | 54t/27t |
| 2008 | Bruce, Isaac | 61 | 835 | 13.7 | 63 | 7 | 37/19 |
| 2009 | Davis, Vernon, TE | 78 | 965 | 12.4 | 73t | 13 | 19t/10 |
| 2010 | Davis, Vernon, TE | 56 | 914 | 16.3 | 66t | 7 | 51/23 |
| 2011 | Crabtree, Michael | 73 | 880 | 12.1 | 52t | 4 | 24t/15t |

+ Team Record *NFL Record

PUNTING (BASED ON GROSS AVG.)

| YEAR | PLAYER | NO | AVG | LG | BLCK | RANK |
|------|-------------------|-----|------|----|------|--------|
| 1946 | Albert, Frank | 54 | 41.0 | 73 | 0 | — |
| 1947 | Albert, Frank | 40 | 44.0 | 69 | 1 | — |
| 1948 | Albert, Frank | 35 | 44.8 | 82 | 0 | — |
| 1949 | Albert, Frank | 31 | 48.2 | 72 | 0 | — |
| 1950 | Lillywhite, Verl | 26 | 39.1 | 57 | 1 | 11 |
| 1951 | Albert, Frank | 34 | 44.3 | 66 | 0 | 2 |
| 1952 | Albert, Frank | 68 | 42.6 | 70 | 0 | 5 |
| 1953 | Powers, Jim | 42 | 40.6 | 55 | 1 | 8 |
| 1954 | Brown, Hardy | 10 | 38.4 | 58 | 0 | 11 |
| 1955 | Luna, Bob | 63 | 40.6 | 63 | 3 | 8 |
| 1956 | Jessup, Bill | 14 | 40.2 | 63 | 0 | 16 |
| 1957 | Barnes, Larry | 19 | 47.1 | 86 | 0 | 13 |
| 1958 | Atkins, Bill | 25 | 39.3 | 51 | 0 | 11 |
| 1959 | Davis, Tommy | 59 | 45.7 | 71 | 0 | 3 |
| 1960 | Davis, Tommy | 62 | 44.1 | 74 | 0 | 3 |
| 1961 | Davis, Tommy | 50 | 45.4 | 67 | 0 | 3 |
| 1962 | Davis, Tommy | 48 | 45.6 | 82 | 0 | 1 |
| 1963 | Davis, Tommy | 73 | 45.4 | 64 | 2 | 4 |
| 1964 | Davis, Tommy | 79 | 45.6 | 68 | 0 | 4 |
| 1965 | Davis, Tommy | 54 | 45.8 | 65 | 0 | 2 |
| 1966 | Davis, Tommy | 63 | 41.4 | 60 | 0 | 6 |
| 1967 | Spurrier, Steve | 73 | 37.6 | 61 | 1 | 12 |
| 1968 | Spurrier, Steve | 68 | 39.0 | 54 | 0 | 12 |
| 1969 | Davis, Tommy | 23 | 41.5 | 55 | 0 | 17 |
| 1970 | Spurrier, Steve | 75 | 38.4 | 58 | 0 | 14/11 |
| 1971 | McCann, Jim | 49 | 38.7 | 54 | 1 | 25/12 |
| 1972 | McCann, Jim | 64 | 39.7 | 63 | 1 | 21/10 |
| 1973 | Wittum, Tom | 79 | 43.7 | 62 | 0 | 4/1 |
| 1974 | Wittum, Tom | 68 | 41.2 | 67 | 1 | 4/2 |
| 1975 | Wittum, Tom | 67 | 41.9 | 64 | 3 | 3/2 |
| 1976 | Wittum, Tom | 89 | 40.8 | 64 | 3 | 3/2 |
| 1977 | Wittum, Tom | 77 | 36.4 | 54 | 3 | 26/13 |
| 1978 | Connell, Mike | 96 | 37.3 | 59 | 1 | 21/10 |
| 1979 | Melville, Dan | 71 | 37.0 | 53 | 1 | 25/14 |
| 1980 | Miller, Jim | 77 | 40.9 | 65 | 0 | 10/5 |
| 1981 | Miller, Jim | 93 | 41.5 | 65 | 0 | 15/6 |
| 1982 | Miller, Jim | 44 | 38.1 | 80 | 1 | 25/13 |
| 1983 | Orosz, Tom | 65 | 39.3 | 61 | 1 | 25/11 |
| 1984 | Runager, Max | 56 | 41.8 | 59 | 1 | 17/17 |
| 1985 | Runager, Max | 86 | 39.8 | 57 | 1 | 26/13 |
| 1986 | Runager, Max | 83 | 41.6 | 62 | 2 | 10/6 |
| 1987 | Runager, Max | 55 | 39.2 | 56 | 1 | 22/11 |
| 1988 | Helton, Barry | 78 | 39.3 | 53 | 1 | 21/11 |
| 1989 | Helton, Barry | 55 | 40.5 | 56 | 1 | 12/8 |
| 1990 | Helton, Barry | 69 | 36.8 | 56 | 1 | 28/1 |
| 1991 | Prokop, Joe | 40 | 38.5 | 58 | 0 | 27/13 |
| 1992 | Wilmsmeyer, Klaus | 49 | 39.1 | 58 | 0 | 26/14 |
| 1993 | Wilmsmeyer, Klaus | 42 | 40.9 | 61 | 0 | 23/11 |
| 1994 | Wilmsmeyer, Klaus | 54 | 41.4 | 60 | 0 | 14t/7t |
| 1995 | Thompson, Tommy | 57 | 40.6 | 65 | 0 | 25/13t |
| 1996 | Thompson, Tommy | 73 | 44.1 | 65 | 2 | 10/4 |
| 1997 | Thompson, Tommy | 78 | 40.8 | 55 | 1 | 30/15 |
| 1998 | Roby, Reggie | 60 | 41.9 | 66 | 0 | 22/9 |
| 1999 | Stanley, Chad | 69 | 39.7 | 70 | 2 | 26/11 |
| 2000 | Stanley, Chad | 69 | 39.5 | 56 | 1 | 27/12 |
| 2001 | Baker, Jason | 69 | 40.8 | 64 | 0 | 23/13 |
| 2002 | Baker, Jason | 42 | 40.2 | 51 | 0 | 25t/13 |
| 2003 | LaFleur, Bill | 68 | 38.7 | 56 | 1 | 29t/16 |
| 2004 | Lee, Andy | 96 | 41.6 | 81 | 0 | 20/10 |
| 2005 | Lee, Andy | 107 | 41.6 | 58 | 1 | 25/12 |
| 2006 | Lee, Andy | 81 | 44.8 | 66 | 0 | 7/6 |
| 2007 | Lee, Andy | 105 | 47.3 | 74 | 0 | 2/1 |
| 2008 | Lee, Andy | 66 | 47.8 | 82 | 1 | 4/3 |
| 2009 | Lee, Andy | 99 | 47.6 | 64 | 0 | 2/2 |
| 2010 | Lee, Andy | 91 | 46.2 | 64 | 0 | 4/2 |
| 2011 | Lee, Andy | 78 | 50.9 | 68 | 1 | 1/1 |



49ERS YEARLY STATISTICAL LEADERS

| SCORING (BASED ON POINTS) | | | | | | | FIELD GOAL PERCENTAGE | | | | | | |
|---------------------------|-------------------|----|--------|----|--------|---------|-----------------------|-------------------|-----|------|------|------|---------|
| YEAR | PLAYER | TD | PAT | FG | POINTS | RANK | YEAR | PLAYER | ATT | MADE | PCT | LONG | RANK |
| 1946 | Beals, Alyn | 10 | 1 | 0 | 61 | — | 1946 | Vetrano, Joe | 7 | 4 | .571 | 26 | — |
| 1947 | Beals, Alyn | 10 | 0 | 0 | 60 | — | 1947 | Vetrano, Joe | 8 | 4 | .500 | 30 | — |
| 1948 | Beals, Alyn | 14 | 0 | 0 | 84 | — | 1948 | Vetrano, Joe | 8 | 5 | .625 | 47 | — |
| 1949 | Beals, Alyn | 12 | 1 | 0 | 73 | — | 1949 | Vetrano, Joe | 4 | 3 | .750 | 28 | — |
| 1950 | Soltau, Gordy | 1 | 26 | 4 | 44 | 22 | 1950 | Soltau, Gordy | 8 | 4 | .500 | 26 | DNQ |
| 1951 | Soltau, Gordy | 7 | 30 | 6 | 90 | 5 | 1951 | Soltau, Gordy | 18 | 6 | .333 | 42 | 9 |
| 1952 | Soltau, Gordy | 7 | 34 | 6 | 94 | — | 1952 | Soltau, Gordy | 12 | 6 | .500 | 31 | 5 |
| 1953 | Soltau, Gordy | 6 | 48 | 10 | 114 | 1 | 1953 | Soltau, Gordy | 15 | 10 | .667 | 39 | 2 |
| 1954 | Soltau, Gordy | 2 | 31 | 11 | 76 | 4 | 1954 | Soltau, Gordy | 18 | 11 | .611 | 37 | 3 |
| 1955 | Soltau, Gordy | 1 | 27 | 3 | 42 | 24 | 1955 | Soltau, Gordy | 12 | 3 | .250 | 28 | 11 |
| | Wilson, Billy | 7 | 0 | 0 | 42 | 24 | 1956 | Soltau, Gordy | 20 | 13 | .650 | 40 | 3 |
| 1956 | Soltau, Gordy | 1 | 26 | 13 | 71 | 6 | 1957 | Soltau, Gordy | 15 | 9 | .600 | 37 | 5 |
| 1957 | Soltau, Gordy | 0 | 33 | 9 | 60 | 9 | 1958 | Soltau, Gordy | 21 | 8 | .381 | 39 | 9 |
| 1958 | Soltau, Gordy | 0 | 29 | 8 | 53 | 20 | 1959 | Davis, Tommy | 26 | 12 | .462 | 43 | 5 |
| 1959 | Davis, Tommy | 0 | 31 | 12 | 67 | 9 | 1960 | Davis, Tommy | 32 | 19 | .594 | 40 | 7 |
| 1960 | Davis, Tommy | 0 | 21 | 12 | 67 | 9 | 1961 | Davis, Tommy | 22 | 12 | .545 | 46 | 6 |
| 1961 | Davis, Tommy | 0 | 44 | 12 | 80 | 8 | 1962 | Davis, Tommy | 23 | 10 | .435 | 42 | 15 |
| 1962 | Davis, Tommy | 0 | 36 | 10 | 66 | 16 | 1963 | Davis, Tommy | 31 | 10 | .323 | 46 | 22 |
| 1963 | Davis, Tommy | 0 | 24 | 10 | 54 | 21 | 1964 | Davis, Tommy | 25 | 8 | .320 | *53 | 19 |
| 1964 | Davis, Tommy | 0 | 30 | 8 | 54 | 24 | 1965 | Davis, Tommy | 27 | 17 | .630 | *53 | 5t |
| 1965 | Davis, Tommy | 0 | 52 | 17 | 103 | 4 | 1966 | Davis, Tommy | 31 | 16 | .516 | 46 | 15t |
| 1966 | Davis, Tommy | 0 | 38 | 16 | 86 | 12 | 1967 | Davis, Tommy | 33 | 14 | .424 | 50 | 23 |
| 1967 | Davis, Tommy | 0 | 33 | 14 | 75 | 10 | 1968 | Davis, Tommy | 16 | 9 | .563 | 38 | 14 |
| 1968 | Davis, Tommy | 0 | 26 | 9 | 53 | 19 | 1969 | Davis, Tommy | 10 | 3 | .300 | 48 | DNQ |
| 1969 | Willard, Ken | 10 | 0 | 0 | 60 | 21 | | Gavric, Momcilo | 11 | 3 | .273 | 32 | DNQ |
| 1970 | Gossett, Bruce | 0 | 39 | 21 | 102 | 6/4 | 1970 | Gossett, Bruce | 31 | 21 | .611 | 48 | 5/3 |
| 1971 | Gossett, Bruce | 0 | 32 | 23 | 101 | 5/3 | 1971 | Gossett, Bruce | 36 | 23 | .639 | 48 | 9/5 |
| 1972 | Gossett, Bruce | 0 | 41 | 18 | 95 | 13/7 | 1972 | Gossett, Bruce | 29 | 18 | .621 | 50 | 15/6 |
| 1973 | Gossett, Bruce | 0 | 26 | 26 | 104 | 7/4 | 1973 | Gossett, Bruce | 33 | 26 | .788 | 54 | 1**/1 |
| 1974 | Gossett, Bruce | 0 | 25 | 11 | 58 | 25/8 | 1974 | Gossett, Bruce | 24 | 11 | .458 | 46 | 22/11 |
| 1975 | Mike-Mayer, Steve | 0 | 27 | 14 | 69 | 22/9 | 1975 | Mike-Mayer, Steve | 28 | 14 | .500 | 54 | 22t/11 |
| 1976 | Mike-Mayer, Steve | 0 | 26 | 16 | 74 | 25/9 | 1976 | Mike-Mayer, Steve | 28 | 16 | .571 | 45 | 16t/9 |
| 1977 | Williams, Delvin | 9 | 0 | 0 | 54 | 14/10 | 1977 | Wersching, Ray | 17 | 10 | .588 | 50 | 15/5 |
| 1978 | Wersching, Ray | 0 | 24 | 15 | 69 | 22/9 | 1978 | Wersching, Ray | 23 | 15 | .652 | 45 | 12/6 |
| 1979 | Wersching, Ray | 0 | 32 | 20 | 92 | 12/5 | 1979 | Wersching, Ray | 24 | 20 | .833 | 45 | 2/1 |
| 1980 | Wersching, Ray | 0 | 33 | 15 | 78 | 18/10 | 1980 | Wersching, Ray | 19 | 15 | .789 | 47 | 2/1 |
| 1981 | Wersching, Ray | 0 | 30 | 17 | 81 | 22/13 | 1981 | Wersching, Ray | 23 | 17 | .739 | 45 | 5/4 |
| 1982 | Wersching, Ray | 0 | 23 | 12 | 59 | 9/4 | 1982 | Wersching, Ray | 17 | 12 | .706 | 45 | 15/8 |
| 1983 | Wersching, Ray | 0 | 51 | 25 | 126 | 3/3 | 1983 | Wersching, Ray | 30 | 25 | .833 | 52 | 5t/1t |
| 1984 | Wersching, Ray | 0 | 56 | 25 | 131 | 1/1 | 1984 | Wersching, Ray | 35 | 25 | .714 | 53 | 17/11 |
| 1985 | Wersching, Ray | 0 | 52 | 13 | 91 | 21/11 | 1985 | Wersching, Ray | 21 | 13 | .619 | 45 | 22/11 |
| 1986 | Wersching, Ray | 0 | 41 | 25 | 116 | 3/3 | 1986 | Wersching, Ray | 35 | 25 | .714 | 50 | 11t/5t |
| 1987 | Rice, Jerry | 23 | 0 | 0 | 138 | 1/1 | 1987 | Wersching, Ray | 17 | 13 | .764 | 45 | 12/6 |
| 1988 | Cofer, Mike | 0 | 40 | 27 | 121 | 2/1 | 1988 | Cofer, Mike | 38 | 27 | .711 | 52 | 17/10 |
| 1989 | Cofer, Mike | 0 | 49 | 29 | 136 | 1/1 | 1989 | Cofer, Mike | 36 | 29 | .806 | 47 | 4/2 |
| 1990 | Cofer, Mike | 0 | 39 | 24 | 111 | 4/3 | 1990 | Cofer, Mike | 36 | 24 | .666 | *56 | 26t/11t |
| 1991 | Cofer, Mike | 0 | 49 | 14 | 91 | 17/8 | 1991 | Cofer, Mike | 28 | 14 | .500 | 50 | 28/14 |
| 1992 | Cofer, Mike | 0 | 53 | 18 | 107 | 8/4 | 1992 | Cofer, Mike | 27 | 18 | .666 | 46 | 21/11 |
| 1993 | Cofer, Mike | 0 | 59 | 16 | 107 | 11t/6 | 1993 | Cofer, Mike | 26 | 16 | .615 | 46 | 26/12 |
| 1994 | Brien, Doug | 0 | 60 | 15 | 105 | 11t/4 | 1994 | Brien, Doug | 20 | 15 | .750 | 48 | 20/7 |
| 1995 | Rice, Jerry | 17 | 1(2PT) | 0 | 104 | 19/10 | 1995 | Wilkins, Jeff | 13 | 12 | .923 | 40 | DNQ |
| 1996 | Wilkins, Jeff | 0 | 40 | 30 | 130 | 4/2 | 1996 | Wilkins, Jeff | 34 | 30 | .882 | 49 | 4/3 |
| 1997 | Anderson, Gary | 0 | 38 | 29 | 125 | 3/2 | 1997 | Anderson, Gary | 36 | 29 | .806 | 51 | 11/7 |
| 1998 | Richey, Wade | 0 | 49 | 18 | 103 | 14/6 | 1998 | Richey, Wade | 27 | 18 | .667 | 46 | 27t/13t |
| 1999 | Richey, Wade | 0 | 30 | 21 | 93 | 21/8 | 1999 | Richey, Wade | 23 | 21 | .913 | 52 | 1**/1 |
| 2000 | Richey, Wade | 0 | 43 | 15 | 88 | 28/13 | 2000 | Richey, Wade | 22 | 15 | .681 | 47 | 28/14 |
| 2001 | Cortez, Jose | 0 | 47 | 18 | 101 | 16/8 | 2001 | Cortez, Jose | 25 | 18 | .720 | 52 | 21/12 |
| 2002 | Owens, Terrell | 14 | 0 | 0 | 84 | 8t/3* | 2002 | Cortez, Jose | 24 | 18 | .750 | 45 | 26/13t |
| 2003 | Peterson, Todd | 0 | 22 | 12 | 58 | 30/14 | 2003 | Peterson, Todd | 15 | 12 | .800 | 48 | DNQ |
| 2004 | Peterson, Todd | 0 | 23 | 18 | 77 | 42/18 | 2004 | Peterson, Todd | 22 | 18 | .818 | 51 | 15t/6t |
| 2005 | Nedney, Joe | 0 | 19 | 26 | 97 | 22t/8t | 2005 | Nedney, Joe | 28 | 26 | .929 | 56 | 3/2 |
| 2006 | Nedney, Joe | 0 | 29 | 29 | 116 | 7t/4t | 2006 | Nedney, Joe | 35 | 29 | .829 | 51 | 16/9 |
| 2007 | Nedney, Joe | 0 | 22 | 17 | 73 | 35/17 | 2007 | Nedney, Joe | 19 | 17 | .895 | 50 | 5/1 |
| 2008 | Nedney, Joe | 0 | 34 | 29 | 121 | 15/9 | 2008 | Nedney, Joe | 33 | 29 | .878 | 53 | 12/7 |
| 2009 | Nedney, Joe | 0 | 33 | 17 | 84 | 28t/14 | 2009 | Nedney, Joe | 21 | 17 | .810 | 51 | 21/9 |
| 2010 | Nedney, Joe | 0 | 17 | 11 | 50 | 65t/31t | 2010 | Reed, Jeff | 10 | 9 | .900 | 47 | NA |
| 2011 | Akers, David | 0 | 34 | 44 | 166 | 1/1 | 2011 | Akers, David | 52 | 44 | .846 | 55 | 14/7 |

* LONGEST FIELD GOAL IN NFL THAT YEAR

** LEADER BASED ON FIELD GOAL PCT OF KICKERS WITH 15-OR-MORE MADE.

DNQ - DID NOT QUALIFY FOR THE LEAGUE MINIMUM



49ERS YEARLY STATISTICAL LEADERS

| KICKOFF RETURNS (BASED ON AVERAGE) | | | | | | | | PUNT RETURNS (BASED ON AVERAGE) | | | | | | | |
|------------------------------------|-------------------|----|-------|------|------|----|-------|---------------------------------|--------------------|----|-----|------|-----|----|-------|
| YEAR | PLAYER | NO | YDS | AVG | LG | TD | RANK | YEAR | PLAYER | NO | YDS | AVG | LG | TD | RANK |
| 1946 | Eshmont, Len | 10 | 264 | 26.4 | — | 0 | * | 1946 | Casanega, Ken | 18 | 248 | 13.8 | — | 0 | * |
| 1947 | Eshmont, Len | 9 | 177 | 19.7 | — | 0 | * | 1947 | Vetrano, Joe | 12 | 137 | 11.4 | — | 0 | * |
| 1948 | Hall, Forrest | 13 | 369 | 28.4 | — | 0 | 3 | 1948 | Cason, Jim | 22 | 309 | 14.0 | — | 0 | * |
| 1949 | Perry, Joe | 14 | 337 | 24.1 | — | 0 | 5 | 1949 | Cason, Jim | 21 | 351 | 16.7 | — | 0 | * |
| 1950 | Cathcart, Sam | 14 | 329 | 23.9 | 62 | 0 | 20 | 1950 | Cathcart, Sam | 16 | 185 | 11.6 | 29 | 0 | 10 |
| 1951 | Arenas, Joe | 21 | 542 | 25.8 | 49 | 0 | 8 | 1951 | Arenas, Joe | 21 | 272 | 13.0 | 51 | 0 | 6 |
| 1952 | McElhenny, Hugh | 18 | 396 | 22.0 | 40 | 0 | 16 | 1952 | McElhenny, Hugh | 20 | 284 | 14.2 | 94t | 1 | 5 |
| 1953 | Arenas, Joe | 16 | 551 | 34.4 | 82 | 0 | 1 | 1953 | McElhenny, Hugh | 15 | 104 | 6.9 | 25 | 0 | 7 |
| 1954 | Arenas, Joe | 16 | 362 | 22.6 | 41 | 0 | 11 | 1954 | Arenas, Joe | 23 | 117 | 5.1 | 23 | 0 | 6 |
| 1955 | Arenas, Joe | 24 | 594 | 24.8 | 42 | 0 | 7 | 1955 | Arenas, Joe | 21 | 55 | 2.6 | 7 | 0 | 17 |
| 1956 | Arenas, Joe | 27 | 801 | 29.7 | 96t | 1 | 2 | 1956 | Arenas, Joe | 19 | 117 | 6.2 | 67t | 1 | 8 |
| 1957 | Arenas, Joe | 24 | 657 | 27.4 | 64 | 0 | 2 | 1957 | Arenas, Joe | 25 | 80 | 3.2 | 26 | 0 | 13 |
| 1958 | Smith, J.D. | 15 | 356 | 23.7 | 39 | 0 | 8 | 1958 | McElhenny, Hugh | 24 | 93 | 3.9 | 18 | 0 | 16 |
| 1959 | Lyles, Lenny | 25 | 565 | 22.6 | 46 | 0 | 10 | 1959 | Woodson, Abe | 15 | 143 | 9.5 | 65 | 0 | 6 |
| 1960 | Lyles, Lenny | 17 | 526 | 30.9 | 97t | 1 | 2 | 1960 | Woodson, Abe | 13 | 174 | 13.4 | 48 | 0 | 1 |
| 1961 | Woodson, Abe | 27 | 782 | 29.0 | 98t | 1 | 3 | 1961 | Woodson, Abe | 16 | 172 | 10.8 | 80t | 1 | 4 |
| 1962 | Woodson, Abe | 37 | 1,157 | 31.3 | 79 | 0 | 1 | 1962 | Woodson, Abe | 19 | 179 | 9.4 | 85t | 1 | 4 |
| 1963 | Woodson, Abe | 29 | 935 | 32.2 | 103t | 3 | 1 | 1963 | Woodson, Abe | 13 | 95 | 7.3 | 13 | 0 | 13 |
| 1964 | Woodson, Abe | 32 | 880 | 27.5 | 70 | 0 | 4 | 1964 | Alexander, Kermit | 21 | 189 | 9.0 | 70t | 1 | 8 |
| 1965 | Alexander, Kermit | 32 | 741 | 23.2 | 46 | 0 | 20 | 1965 | Alexander, Kermit | 35 | 262 | 7.5 | 40 | 0 | 7 |
| 1966 | Alexander, Kermit | 37 | 984 | 26.6 | 56 | 0 | 7 | 1966 | Alexander, Kermit | 30 | 198 | 6.6 | 44t | 4 | 6 |
| 1967 | Cunningham, Doug | 31 | 826 | 26.6 | 94 | 0 | 5 | 1967 | Cunningham, Doug | 27 | 249 | 9.2 | 57 | 0 | 3 |
| 1968 | Alexander, Kermit | 20 | 360 | 18.0 | 35 | 0 | 24 | 1968 | Alexander, Kermit | 24 | 87 | 3.6 | 26 | 0 | 16 |
| 1969 | Smith, Noland | 14 | 310 | 22.1 | 60 | 0 | * | 1969 | Smith, Noland | 10 | 46 | 4.6 | 18 | 0 | 19 |
| 1970 | Smith, Noland | 14 | 315 | 22.5 | 60 | 0 | 16 | 1970 | Taylor, Bruce | 43 | 516 | 12.0 | 76 | 0 | 2/1 |
| 1971 | Washington, Vic | 33 | 858 | 26.0 | 74 | 0 | 12/8 | 1971 | Taylor, Bruce | 34 | 235 | 6.9 | 38 | 0 | 15/6 |
| 1972 | Washington, Vic | 27 | 771 | 28.6 | 98t | 1 | 4/3 | 1972 | McGill, Ralph | 22 | 219 | 10.0 | 33 | 0 | 4/3 |
| 1973 | Washington, Vic | 24 | 549 | 22.9 | 38 | 0 | 26/10 | 1973 | Taylor, Bruce | 15 | 207 | 13.8 | 61 | 0 | 1/1 |
| 1974 | Holmes, Mike | 25 | 612 | 24.5 | 57 | 0 | 15/6 | 1974 | McGill, Ralph | 20 | 161 | 8.3 | 47 | 0 | 20/13 |
| 1975 | Moore, Manfred | 26 | 650 | 25.0 | 52 | 0 | 10/5 | 1975 | McGill, Ralph | 31 | 290 | 9.4 | 34 | 0 | 18/9 |
| 1976 | Leonard, Anthony | 26 | 553 | 21.3 | 39 | 0 | 29/13 | 1976 | Leonard, Anthony | 35 | 293 | 8.4 | 60t | 1 | 20/9 |
| 1977 | Hofer, Paul | 36 | 871 | 24.2 | 48 | 0 | 12/7 | 1977 | Leonard, Anthony | 22 | 154 | 7.0 | 19 | 0 | 30/13 |
| 1978 | Williams, Dave | 34 | 745 | 21.9 | 89t | 1 | 23/8 | 1978 | Steptoe, Jack | 11 | 129 | 11.7 | 28 | 0 | * |
| 1979 | Owens, James | 41 | 1,002 | 24.4 | 85t | 1 | 5/3 | 1979 | Solomon, Freddie | 23 | 142 | 6.2 | 14 | 0 | 23/9 |
| 1980 | Owens, James | 31 | 726 | 23.4 | 101t | 1 | 4/3 | 1980 | Solomon, Freddie | 27 | 298 | 11.0 | 57t | 2 | 3/2 |
| 1981 | Lawrence, Amos | 17 | 437 | 25.7 | 92t | 1 | 3/2 | 1981 | Solomon, Freddie | 29 | 173 | 6.0 | 19 | 0 | 25/13 |
| 1982 | McLemore, Dana | 16 | 353 | 22.1 | 45 | 0 | 18/9 | 1982 | McLemore, Dana | 7 | 156 | 22.3 | 93t | 1 | * |
| 1983 | McLemore, Dana | 30 | 576 | 19.2 | 39 | 0 | 30/14 | 1983 | McLemore, Dana | 31 | 331 | 10.7 | 56t | 1 | 6/2 |
| 1984 | Monroe, Carl | 27 | 561 | 20.8 | 44 | 0 | 19/9 | 1984 | McLemore, Dana | 45 | 521 | 11.6 | 79t | 1 | 4/2 |
| 1985 | Monroe, Carl | 28 | 717 | 25.6 | 95t | 1 | 4/3 | 1985 | McLemore, Dana | 38 | 258 | 6.8 | 22 | 0 | 21/9 |
| 1986 | Crawford, Derrick | 15 | 280 | 18.7 | 34 | 0 | * | 1986 | Griffin, Don | 38 | 377 | 9.9 | 76t | 1 | 5/2 |
| 1987 | Rodgers, Del | 17 | 358 | 21.1 | 50 | 0 | * | 1987 | McLemore, Dana | 21 | 265 | 12.6 | 83t | 1 | 2/2 |
| 1988 | DuBose, Doug | 32 | 608 | 19.0 | 44 | 0 | 27/11 | 1988 | Taylor, John | 44 | 556 | 12.6 | 95t | 2 | 1/1 |
| 1989 | Flagler, Terrence | 32 | 643 | 20.1 | 41 | 0 | 18/11 | 1989 | Taylor, John | 36 | 417 | 11.6 | 37 | 0 | 5/4 |
| 1990 | Carter, Dexter | 41 | 783 | 19.1 | 35 | 0 | 21/11 | 1990 | Taylor, John | 26 | 212 | 8.2 | 30 | 0 | 13/8 |
| 1991 | Carter, Dexter | 37 | 839 | 22.7 | 98t | 1 | 5/3 | 1991 | Taylor, John | 31 | 267 | 8.6 | 24 | 0 | 9/5 |
| 1992 | Logan, Marc | 22 | 478 | 21.7 | 82 | 0 | 9/6 | 1992 | Grant, Alan | 29 | 249 | 8.6 | 46 | 0 | 12/6 |
| 1993 | Carter, Dexter | 25 | 494 | 19.8 | 60 | 0 | 18/11 | 1993 | Carter, Dexter | 34 | 411 | 12.1 | 72t | 1 | 5/2 |
| 1994 | Carter, Dexter | 48 | 1,105 | 23.0 | 96t | 1 | 15/11 | 1994 | Carter, Dexter | 38 | 321 | 8.4 | 26 | 0 | 14/11 |
| 1995 | Carter, Dexter | 23 | 522 | 22.7 | 46 | 0 | * | 1995 | Carter, Dexter | 9 | 164 | 18.2 | 78t | 1 | * |
| 1996 | Carter, Dexter | 41 | 909 | 22.2 | 71 | 0 | 21/10 | 1996 | Carter, Dexter | 36 | 317 | 8.8 | 52 | 0 | 18/9 |
| 1997 | Levy, Chuck | 36 | 793 | 22.0 | 59 | 0 | 22/12 | 1997 | Uwaezuoke, Iheanyi | 34 | 373 | 11.0 | 36 | 0 | 11/6 |
| 1998 | Levy, Chuck | 22 | 383 | 17.4 | 30 | 0 | * | 1998 | McQuarters, R.W. | 47 | 406 | 8.6 | 72t | 1 | 19/10 |
| 1999 | McQuarters, R.W. | 26 | 568 | 21.8 | 37 | 0 | * | 1999 | McQuarters, R.W. | 18 | 90 | 5.0 | 32 | 0 | * |
| 2000 | Williams, Kevin | 30 | 536 | 17.9 | 33 | 0 | * | 2000 | Williams, Kevin | 26 | 220 | 8.5 | 25 | 0 | * |
| 2001 | Sutherland, Vinny | 50 | 1,140 | 22.8 | 65 | 0 | 19/11 | 2001 | Sutherland, Vinny | 21 | 147 | 7.0 | 19 | 0 | * |
| 2002 | Williams, Jimmy | 35 | 765 | 21.9 | 50 | 0 | 29/18 | 2002 | Williams, Jimmy | 20 | 336 | 16.8 | 89t | 1 | 1/1 |
| 2003 | Wilson, Cedrick | 37 | 836 | 22.6 | 95t | 1 | 16/10 | 2003 | Williams, Jimmy | 35 | 240 | 6.9 | 20 | 0 | 26/11 |
| 2004 | Hicks, Maurice | 31 | 623 | 20.1 | 35 | 0 | 33/19 | 2004 | Battle, Arnaz | 31 | 266 | 8.6 | 71t | 1 | 15/6 |
| 2005 | Hicks, Maurice | 34 | 689 | 20.3 | 40 | 0 | 36/18 | 2005 | Marshall, Rasheed | 17 | 87 | 5.1 | 13 | 0 | * |
| 2006 | Hicks, Maurice | 57 | 1,428 | 25.1 | 64 | 0 | 12/4 | 2006 | Williams, Brandon | 22 | 147 | 6.7 | 25 | 0 | 28/15 |
| 2007 | Hicks, Maurice | 63 | 1,502 | 23.8 | 55 | 0 | 20/9 | 2007 | Lewis, Michael | 44 | 336 | 7.6 | 51 | 0 | 18/9 |
| 2008 | Rossum, Allen | 47 | 1,259 | 26.8 | 104t | 1 | 6/3 | 2008 | Rossum, Allen | 15 | 223 | 14.9 | 45 | 0 | * |
| 2009 | Robinson, Michael | 18 | 414 | 23.0 | 40 | 0 | * | 2009 | Battle, Arnaz | 21 | 61 | 2.9 | 18 | 0 | 28/13 |
| 2010 | Ginn, Ted Jr. | 47 | 992 | 21.1 | 61 | 0 | 33/17 | 2010 | Ginn, Ted Jr. | 24 | 321 | 13.4 | 78t | 1 | 3/2 |
| 2011 | Ginn, Ted Jr. | 29 | 800 | 27.6 | 102t | 1 | 3/2 | 2011 | Ginn, Ted Jr. | 38 | 466 | 12.3 | 55t | 1 | 4/3 |

* Insufficient returns to qualify for NFL rankings

* Insufficient returns to qualify for NFL rankings



49ERS YEARLY STATISTICAL LEADERS

INTERCEPTIONS

| YEAR | PLAYER | NO | YDS | AVG | LG | TD | RANK |
|------|-------------------|----|-----|------|-----|----|-------|
| 1946 | Casanega, Ken | 8 | 146 | 18.3 | 68 | 0 | — |
| 1947 | Eshmont, Len | 6 | 72 | 12.0 | — | 0 | — |
| 1948 | Carr, Eddie | 7 | 144 | 20.6 | 56 | 1 | — |
| 1949 | Cason, Jim | 9 | 152 | 19.9 | — | 0 | — |
| 1950 | Powers, Jim | 5 | 42 | 8.4 | 26 | 0 | 27 |
| 1951 | Wagner, Lowell | 9 | 115 | 12.8 | 40 | 0 | 8 |
| 1952 | Wagner, Lowell | 6 | 69 | 11.5 | 30 | 0 | 12 |
| 1953 | Berry, Rex | 7 | 142 | 20.3 | 29 | 1 | 8 |
| 1954 | Berry, Rex | 3 | 69 | 23.0 | 34t | 1 | 32 |
| 1955 | Moegle, Dick | 6 | 50 | 8.3 | 37 | 0 | 14 |
| 1956 | Moegle, Dick | 6 | 75 | 12.5 | 31t | 1 | 12 |
| 1957 | Moegle, Dick | 8 | 107 | 13.4 | 40 | 0 | 6 |
| 1958 | Ridlon, Jim | 4 | 10 | 2.5 | 3 | 0 | 23 |
| 1959 | Baker, Dave | 5 | 75 | 15.0 | 29 | 0 | 10 |
| 1960 | Baker, Dave | 10 | 96 | 9.6 | 28 | 0 | 1 |
| 1961 | Baker, Dave | 6 | 123 | 20.5 | 10 | 0 | 11 |
| 1962 | Woodson, Abe | 2 | 31 | 15.5 | 31 | 0 | 58 |
| 1963 | Alexander, Kermit | 5 | 72 | 17.4 | 38 | 0 | 18 |
| 1964 | Alexander, Kermit | 5 | 65 | 13.0 | 24 | 0 | 9 |
| 1965 | Johnson, Jimmy | 6 | 47 | 7.8 | 26 | 0 | 10 |
| 1966 | Alexander, Kermit | 4 | 73 | 18.3 | 55 | 0 | 25 |
| 1967 | Alexander, Kermit | 5 | 72 | 14.4 | 48 | 0 | 17 |
| 1968 | Alexander, Kermit | 9 | 155 | 17.2 | 66t | 1 | 2 |
| 1969 | Alexander, Kermit | 5 | 39 | 7.8 | 22 | 0 | 14 |
| 1970 | Taylor, Bruce | 3 | 70 | 23.3 | 70 | 0 | 48/24 |
| 1971 | Taylor, Bruce | 3 | 68 | 22.7 | 49 | 0 | 65/33 |
| 1972 | Johnson, Jimmy | 4 | 18 | 4.5 | 15 | 0 | 43/17 |
| 1973 | Taylor, Bruce | 6 | 30 | 5.0 | 22 | 0 | 10/5 |
| 1974 | McGill, Ralph | 5 | 71 | 14.2 | 45 | 0 | 19/9 |
| 1975 | Taylor, Bruce | 3 | 29 | 9.7 | 15 | 0 | 75/36 |
| 1976 | Rhodes, Bruce | 3 | 42 | 14.0 | 30 | 0 | — |
| 1977 | Washington, Dave | 2 | 68 | 34.0 | 50 | 0 | 93/37 |
| 1978 | Crist, Chuck | 6 | 59 | 26.5 | 32 | 0 | 11/10 |
| 1979 | Hicks, Dwight | 5 | 57 | 11.4 | 29 | 0 | 28/12 |
| 1980 | Hicks, Dwight | 4 | 73 | 18.3 | 44 | 0 | 41/19 |
| | Churchman, Ricky | 4 | 7 | 1.8 | 7 | 0 | 41/19 |
| 1981 | Hicks, Dwight | 9 | 239 | 26.6 | 72 | 1 | 3/2 |
| 1982 | Hicks, Dwight | 3 | 5 | 1.7 | 3 | 0 | 22/8 |
| 1983 | Wright, Eric | 7 | 164 | 23.4 | 60t | 2 | 6/4 |
| 1984 | Turner, Keena | 4 | 51 | 12.8 | 21 | 0 | 40/17 |
| | Lott, Ronnie | 4 | 26 | 6.5 | 15 | 0 | 48/21 |

| YEAR | PLAYER | NO | YDS | AVG | LG | TD | RANK |
|------|--------------------|----|-----|------|-----|----|---------|
| 1985 | Lott, Ronnie | 6 | 68 | 11.3 | 25 | 0 | 16/7 |
| 1986 | Lott, Ronnie | 10 | 134 | 13.4 | 57t | 1 | 1/1 |
| 1987 | Lott, Ronnie | 5 | 62 | 12.4 | 34 | 0 | 11/7 |
| | Griffin, Don | 5 | 1 | 0.2 | 1 | 0 | 14/9 |
| 1988 | McKyer, Tim | 7 | 11 | 1.6 | 7 | 0 | 5/6 |
| 1989 | Lott, Ronnie | 5 | 34 | 6.8 | 28 | 0 | 16/9 |
| 1990 | Waymer, Dave | 7 | 64 | 9.1 | 24 | 0 | 4/4 |
| 1991 | Waymer, Dave | 4 | 77 | 19.3 | 42 | 0 | 23/13 |
| 1992 | Griffin, Don | 5 | 4 | 0.8 | 2 | 0 | 15/5 |
| 1993 | McGruder, Michael | 5 | 89 | 17.8 | 37 | 1 | 14t/6t |
| 1994 | Hanks, Merton | 7 | 93 | 13.3 | 38 | 0 | 4t/4t |
| 1995 | Drakeford, Tyronne | 5 | 54 | 10.8 | 37 | 0 | 16t/10t |
| | Hanks, Merton | 5 | 31 | 6.2 | 23 | 0 | 16t/10t |
| 1996 | Pope, Marquez | 6 | 98 | 16.3 | 55t | 1 | 4t/2t |
| 1997 | Hanks, Merton | 6 | 103 | 17.2 | 55t | 1 | 5t/3t |
| 1998 | Walker, Darnell | 4 | 78 | 19.5 | 36 | 0 | — |
| | Hanks, Merton | 4 | 37 | 9.3 | 37 | 0 | — |
| | Bronson, Zack | 4 | 34 | 8.5 | 28 | 0 | — |
| | McDonald, Tim | 4 | 22 | 5.5 | 18 | 0 | — |
| 1999 | Schulters, Lance | 6 | 127 | 21.2 | 64t | 1 | 6t/3t |
| 2000 | Bronson, Zack | 3 | 75 | 25.0 | 43 | 0 | — |
| | Montgomery, Monty | 3 | 68 | 22.7 | 46t | 1 | — |
| 2001 | Bronson, Zack | 7 | 165 | 23.6 | 97t | 2 | 7t/4t |
| | Plummer, Ahmed | 7 | 45 | 6.4 | 24 | 0 | 7t/4t |
| 2002 | Parrish, Tony | 7 | 204 | 29.1 | 60 | 0 | 3t/2t |
| 2003 | Parrish, Tony | 9 | 202 | 22.4 | 49 | 0 | 1t/1t |
| 2004 | Parrish, Tony | 4 | 64 | 16.0 | 26 | 0 | 21t/10t |
| 2005 | Spencer, Shawntae | 4 | 85 | 21.3 | 61t | 1 | 19t/9t |
| | Adams, Mike | 4 | 36 | 9.0 | 40t | 1 | 19t/9t |
| 2006 | Harris, Walt | 8 | 84 | 10.5 | 42 | 1 | 3t/1t |
| 2007 | Nate Clements | 4 | 74 | 18.5 | 62 | 0 | 23t/11t |
| | Walt Harris | 4 | 42 | 10.5 | 23 | 0 | 23t/11t |
| 2008 | Walt Harris | 3 | 25 | 8.3 | 24 | 0 | 30t/13t |
| | Takeo Spikes | 3 | 14 | 4.7 | 13 | 0 | 30t/13t |
| 2009 | Goldson, Dashon | 4 | 39 | 9.8 | 34 | 0 | 23t/14t |
| 2010 | Clements, Nate | 3 | 46 | 15.3 | 39 | 0 | 30/21t |
| | Spikes, Takeo | 3 | 9 | 3.0 | 6 | 0 | 30/21t |
| | Spencer, Shawntae | 3 | 0 | 0.0 | 0 | 0 | 30/21t |
| 2011 | Goldson, Dashon | 6 | 53 | 8.8 | 21 | 0 | 4t/2t |
| | Rogers, Carlos | 6 | 106 | 17.7 | 31t | 1 | 4t/2t |

QUARTERBACK SACK LEADERS (SINCE 1971)

| YEAR | PLAYER | SACKS | YARDAGE |
|------|------------------|-------|---------|
| 1971 | Hardman, Cedrick | 18.0 | — NA — |
| 1972 | Hart, Tommy | 17.0 | — NA — |
| 1973 | Hardman, Cedrick | 9.0 | — NA — |
| 1974 | Hardman, Cedrick | 9.0 | — NA — |
| 1975 | Hardman, Cedrick | 15.0 | — NA — |
| 1976 | Hart, Tommy | 16.0 | — NA — |
| 1977 | Elam, Cleveland | 17.5 | — NA — |
| 1978 | Hardman, Cedrick | 10.5 | — NA — |
| 1979 | Board, Dwaine | 7.0 | 52.0 |
| 1980 | Stuckey, Jim | 8.5 | 49.5 |
| 1981 | Dean, Fred | 12.0 | 106.5 |
| 1982 | Dean, Fred | 3.5 | 28.5 |
| 1983 | Dean, Fred | 17.5 | 151.5 |
| 1984 | Board, Dwaine | 10.0 | 82.0 |
| 1985 | Board, Dwaine | 11.5 | 95.5 |
| 1986 | Haley, Charles | 12.0 | 109.0 |
| 1987 | Haley, Charles | 6.0 | 42.0 |
| 1988 | Haley, Charles | 11.5 | 77.0 |
| 1989 | Haley, Charles | 10.5 | 88.5 |
| | Holt, Pierce | 10.5 | 85.5 |
| 1990 | Haley, Charles | 16.0 | 107 |
| 1991 | Roberts, Larry | 7.0 | 50.0 |
| | Haley, Charles | 7.0 | 49.0 |

| YEAR | PLAYER | SACKS | YARDAGE |
|------|--------------------|-------|---------|
| 1992 | Harris, Tim | 17.0 | 116.0 |
| 1993 | Stubblefield, Dana | 10.5 | 61.5 |
| 1994 | Stubblefield, Dana | 8.5 | 53.5 |
| 1995 | Jackson, Rickey | 9.5 | 49.0 |
| 1996 | Barker, Roy | 12.5 | 74.5 |
| 1997 | Stubblefield, Dana | 15.0 | 99.0 |
| 1998 | Doleman, Chris | 15.0 | 81.5 |
| 1999 | Young, Bryant | 11.0 | 81.0 |
| 2000 | Young, Bryant | 9.5 | 77.5 |
| 2001 | Carter, Andre | 6.5 | 57.5 |
| 2002 | Carter, Andre | 12.5 | 84.0 |
| 2003 | Peterson, Julian | 7.0 | 64.0 |
| 2004 | Engleberger, John | 6.0 | 40.5 |
| 2005 | Young, Bryant | 8.0 | 50.0 |
| 2006 | Moore, Brandon | 6.5 | 56.0 |
| 2007 | Young, Bryant | 6.5 | 31.0 |
| 2008 | Haralson, Parys | 8.0 | 45.0 |
| 2009 | Lawson, Manny | 6.5 | 38.0 |
| 2010 | Smith, Justin | 8.5 | 51.5 |
| 2011 | Smith, Aldon | 14.0 | 104.5 |



49ERS YEARLY STATISTICAL LEADERS

ALL-PURPOSE YARDS (SINCE 1950)

| Year | Player | Rush | | Rec | | Off | Punt Ret | | Kick Ret | | Ret | Def | Tot |
|------|-------------------|------|-------|-----|-------|-------|----------|-----|----------|-------|-------|-----|-------|
| | | No | Yds | No | Yds | Yds | No | Yds | No | Yds | Yds | Yds | Yds |
| 1950 | Perry, Joe | 124 | 647 | 13 | 69 | 716 | 0 | 0 | 12 | 223 | 0 | 0 | 939 |
| 1951 | Perry, Joe | 136 | 677 | 18 | 167 | 844 | 0 | 0 | 1 | 32 | 0 | 0 | 876 |
| 1952 | McElhenny, Hugh | 98 | 684 | 26 | 367 | 1,051 | 20 | 284 | 20 | 284 | 680 | 0 | 1,731 |
| 1953 | McElhenny, Hugh | 112 | 503 | 30 | 474 | 977 | 15 | 104 | 15 | 368 | 472 | 0 | 1,449 |
| 1954 | Perry, Joe | 173 | 1,049 | 26 | 203 | 1,252 | 0 | 0 | 0 | 0 | 0 | 0 | 1,252 |
| 1955 | Wilson, Billy | 0 | 0 | 53 | 831 | 831 | 0 | 0 | 0 | 0 | 0 | 0 | 831 |
| 1956 | McElhenny, Hugh | 185 | 916 | 16 | 193 | 1,109 | 15 | 38 | 13 | 300 | 338 | 0 | 1,447 |
| 1957 | McElhenny, Hugh | 102 | 478 | 37 | 458 | 936 | 0 | 0 | 0 | 0 | 0 | 0 | 936 |
| 1958 | Perry, Joe | 125 | 758 | 23 | 218 | 976 | 0 | 0 | 0 | 0 | 0 | 0 | 976 |
| 1959 | Smith, J.D. | 207 | 1,036 | 13 | 133 | 1,169 | 0 | 0 | 0 | 0 | 0 | 0 | 1,169 |
| 1960 | Smith, J.D. | 174 | 780 | 36 | 181 | 961 | 0 | 0 | 0 | 0 | 0 | 0 | 961 |
| 1961 | Smith, J.D. | 167 | 823 | 28 | 343 | 1,166 | 0 | 0 | 0 | 0 | 0 | 0 | 1,166 |
| 1962 | Woodson, Abe | 0 | 0 | 0 | 0 | 0 | 19 | 179 | 37 | 1,157 | 1,336 | 0 | 1,336 |
| 1963 | Woodson, Abe | 0 | 0 | 0 | 0 | 0 | 13 | 95 | 29 | 935 | 1,030 | 0 | 1,030 |
| 1964 | Woodson, Abe | 0 | 0 | 0 | 0 | 0 | 22 | 133 | 32 | 880 | 1,013 | 0 | 1,013 |
| 1965 | Parks, Dave | 0 | 0 | 80 | 1,344 | 1,344 | 0 | 0 | 0 | 0 | 0 | 0 | 1,344 |
| 1966 | Alexander, Kermit | 0 | 0 | 0 | 0 | 0 | 30 | 198 | 37 | 984 | 1,182 | 0 | 1,182 |
| 1967 | Cunningham, Doug | 0 | 0 | 0 | 0 | 0 | 27 | 249 | 31 | 826 | 1,075 | 0 | 1,075 |
| 1968 | Willard, Ken | 227 | 967 | 36 | 232 | 1,199 | 0 | 0 | 0 | 0 | 0 | 0 | 1,199 |
| 1969 | Cunningham, Doug | 147 | 541 | 51 | 484 | 1,025 | 0 | 0 | 0 | 0 | 0 | 0 | 1,025 |
| 1970 | Washington, Gene | 0 | 0 | 53 | 1,100 | 1,100 | 0 | 0 | 0 | 0 | 0 | 0 | 1,100 |
| 1971 | Washington, Vic | 191 | 811 | 36 | 317 | 1,128 | 0 | 0 | 33 | 858 | 858 | 0 | 1,986 |
| 1972 | Washington, Vic | 141 | 468 | 43 | 393 | 861 | 0 | 0 | 27 | 771 | 771 | 0 | 1,632 |
| 1973 | McGill, Ralph | 0 | 0 | 0 | 0 | 0 | 22 | 186 | 17 | 374 | 560 | 0 | 560 |
| 1974 | Jackson, Wilbur | 174 | 705 | 23 | 190 | 895 | 0 | 0 | 0 | 0 | 0 | 0 | 895 |
| 1975 | Williams, Delvin | 117 | 631 | 34 | 370 | 1,001 | 0 | 0 | 0 | 0 | 0 | 0 | 1,001 |
| 1976 | Williams, Delvin | 248 | 1,203 | 27 | 283 | 1,486 | 0 | 0 | 0 | 0 | 0 | 0 | 1,486 |
| 1977 | Williams, Delvin | 268 | 931 | 20 | 179 | 1,110 | 0 | 0 | 0 | 0 | 0 | 0 | 1,110 |
| 1978 | Williams, Dave | 0 | 0 | 0 | 0 | 0 | 0 | 0 | 34 | 745 | 745 | 0 | 745 |
| 1979 | Hofer, Paul | 123 | 615 | 58 | 662 | 1,277 | 0 | 0 | 0 | 0 | 0 | 0 | 1,277 |
| 1980 | Cooper, Earl | 171 | 720 | 83 | 567 | 1,287 | 0 | 0 | 0 | 0 | 0 | 0 | 1,287 |
| 1981 | Clark, Dwight | 3 | 32 | 85 | 1,105 | 1,137 | 0 | 0 | 0 | 0 | 0 | 0 | 1,137 |
| 1982 | Clark, Dwight | 0 | 0 | 60 | 913 | 913 | 0 | 0 | 0 | 0 | 0 | 0 | 913 |
| 1983 | Craig, Roger | 176 | 725 | 48 | 427 | 1,152 | 0 | 0 | 0 | 0 | 0 | 0 | 1,152 |
| 1984 | Tyler, Wendell | 246 | 1,262 | 28 | 230 | 1,492 | 0 | 0 | 0 | 0 | 0 | 0 | 1,492 |
| 1985 | Craig, Roger | 214 | 1,050 | 92 | 1,016 | 2,066 | 0 | 0 | 0 | 0 | 0 | 0 | 2,066 |
| 1986 | Rice, Jerry | 10 | 72 | 86 | 1,570 | 1,642 | 0 | 0 | 0 | 0 | 0 | 0 | 1,642 |
| 1987 | Craig, Roger | 215 | 815 | 66 | 492 | 1,307 | 0 | 0 | 0 | 0 | 0 | 0 | 1,307 |
| 1988 | Craig, Roger | 310 | 1,502 | 76 | 534 | 2,036 | 0 | 0 | 0 | 0 | 0 | 0 | 2,036 |
| 1989 | Taylor, John | 1 | 6 | 60 | 1,077 | 1,083 | 36 | 417 | 2 | 51 | 468 | 0 | 1,551 |
| 1990 | Rice, Jerry | 2 | 0 | 100 | 1,502 | 1,502 | 0 | 0 | 0 | 0 | 0 | 0 | 1,502 |
| 1991 | Rice, Jerry | 1 | 2 | 80 | 1,206 | 1,208 | 0 | 0 | 0 | 0 | 0 | 0 | 1,208 |
| 1992 | Watters, Ricky | 206 | 1,013 | 43 | 405 | 1,418 | 0 | 0 | 0 | 0 | 0 | 0 | 1,418 |
| 1993 | Rice, Jerry | 3 | 69 | 98 | 1,503 | 1,572 | 0 | 0 | 0 | 0 | 0 | 0 | 1,572 |
| 1994 | Watters, Ricky | 239 | 877 | 66 | 719 | 1,596 | 0 | 0 | 0 | 0 | 0 | 0 | 1,596 |
| 1995 | Rice, Jerry | 5 | 36 | 122 | 1,848 | 1,884 | 0 | 0 | 0 | 0 | 0 | 0 | 1,884 |
| 1996 | Rice, Jerry | 11 | 77 | 108 | 1,254 | 1,331 | 0 | 0 | 0 | 0 | 0 | 0 | 1,331 |
| 1997 | Hearst, Garrison | 234 | 1,019 | 21 | 194 | 1,213 | 0 | 0 | 0 | 0 | 0 | 0 | 1,213 |
| 1998 | Hearst, Garrison | 310 | 1,570 | 39 | 535 | 2,105 | 0 | 0 | 0 | 0 | 0 | 0 | 2,105 |
| 1999 | Garner, Charlie | 241 | 1,229 | 56 | 535 | 1,764 | 0 | 0 | 0 | 0 | 0 | 0 | 1,764 |
| 2000 | Garner, Charlie | 258 | 1,142 | 68 | 647 | 1,789 | 0 | 0 | 0 | 0 | 0 | 0 | 1,789 |
| 2001 | Hearst, Garrison | 252 | 1,206 | 41 | 347 | 1,553 | 0 | 0 | 0 | 0 | 0 | 0 | 1,553 |
| 2002 | Owens, Terrell | 7 | 79 | 100 | 1,300 | 1,379 | 0 | 0 | 0 | 0 | 0 | 0 | 1,379 |
| 2003 | Barlow, Kevan | 201 | 1,024 | 35 | 307 | 1,331 | 0 | 0 | 0 | 0 | 0 | 0 | 1,331 |
| 2004 | Barlow, Kevan | 244 | 822 | 35 | 212 | 1,034 | 0 | 0 | 0 | 0 | 0 | 0 | 1,034 |
| 2005 | Hicks, Maurice | 59 | 308 | 3 | 12 | 320 | 0 | 0 | 34 | 689 | 689 | 0 | 1,009 |
| 2006 | Gore, Frank | 312 | 1,695 | 61 | 485 | 2,180 | 0 | 0 | 0 | 0 | 0 | 0 | 2,180 |
| 2007 | Gore, Frank | 260 | 1,102 | 53 | 436 | 1,538 | 0 | 0 | 0 | 0 | 0 | 0 | 1,538 |
| 2008 | Rossum, Allen | 1 | 1 | 1 | 4 | 5 | 15 | 223 | 47 | 1,259 | 1,482 | 0 | 1,487 |
| 2009 | Gore, Frank | 229 | 1,120 | 52 | 406 | 1,526 | 0 | 0 | 0 | 0 | 0 | 0 | 1,526 |
| 2010 | Ginn, Ted Jr. | 2 | 11 | 12 | 163 | 174 | 24 | 321 | 47 | 992 | 1,313 | 0 | 1,487 |
| 2011 | Gore, Frank | 282 | 1,211 | 17 | 114 | 1,325 | 0 | 0 | 0 | 0 | 0 | 0 | 1,325 |



BEST PERFORMANCES VS. 49ERS

SCORING

Points

36 Gale Sayers, at Chi. (12/12/65)

Touchdowns

6 Gale Sayers, at Chi. (12/12/65)

PATs

8 Rafael Septien, at Dal. (10/12/80)
8 Paige Cothren, vs. LA Rams (10/5/58)

PAT Attempts

8 Rafael Septien, at Dal. (10/12/80)
8 Paige Cothren, vs. LA Rams (10/5/58)

Field Goals

6 Neil Rackers, at Arz. in Mexico City (10/2/05)
5 Morten Andersen, at Atl. (9/3/00)
Chris Jacke, at GB (10/14/96)
Morten Andersen, at NO (10/25/87)
Lou Michaels, at Bal. (9/25/66)

Field Goal Attempts

7 Morten Andersen, at NO (10/25/87)

Long Field Goal

59 Morten Andersen, at Atl. (12/24/95)
56 Al Del Greco, at Hou. (10/27/96)
55 John Kasay, at Car. (10/24/10)
54 Josh Brown, at StL (1/3/10)
Jan Stenerud, vs. KC (12/6/71)

RUSHING

Attempts

35 Clinton Portis, vs. Was. (12/18/04)
Marcel Shipp, at Arz. (10/26/03)
32 Calvin Hill, at Dal. (11/10/74)
Steven Jackson, at StL Rams (12/21/08)

Yards

192 Erric Pegram, vs. Atl. (9/19/93), 27 att.
181 Willie Galimore, vs. Chi. (9/16/62), 22 att.
175 Barry Sanders, vs. Det. (12/23/96), 28 att.
174 Rudi Johnson, at Cin. (12/14/03), 21 att.
174 Leroy Kelly, vs. Cle. (11/3/68), 27 att.

Touchdowns

4 LaDainian Tomlinson, vs. SD (10/15/06)
Gale Sayers, at Chi. (12/12/65)
Rick Casares, vs. Chi. (10/28/56)

Long

84t Chester Taylor, vs. Min. (12/9/07)

PASSING

Attempts

61 Brett Favre, at GB (10/14/96)
60 Richard Todd, at NYJ (9/21/80)
58 Glenn Foley, vs. NYJ (9/6/98)
Jay Schroeder, at Was. (12/1/85)
56 Marc Bulger, vs. StL (9/11/05)

Completions

42 Richard Todd, at NYJ (9/21/80)
35 Dieter Brock, at LA Rams (10/27/85)

Yards

484 Kurt Warner, at Arz. (11/25/07)
471 Brad Johnson, vs. Was. (12/26/99)
460 Don Meredith, vs. Dal. (11/10/63)
447 Richard Todd, at NYJ (9/21/80)
444 Dan Fouts vs. SD (12/11/82)

Touchdowns

5 Donovan McNabb, at Phi. (9/18/05)
Kurt Warner, at StL (10/10/99)
Vince Ferragamo, at LA Rams (10/23/83)
Dan Fouts, vs. SD (12/11/82)

Interceptions

7 Steve DeBerg, at TB (9/7/86)
6 Steve Grogan, vs. NE (11/30/80)

Long

96t Tobin Rote to Billy Grimes, vs. GB (12/10/50)

Times sacked

10 Phil Simms, vs. NYG (11/23/80)
James Harris, at LA Rams (10/11/76)
Bill Munson, vs. LA Rams (12/6/64)

RECEIVING

Receptions

17 Clark Gaines, at NYJ (9/21/80)
12 Reggie Wayne, at Ind. (11/1/09)
Tim Hightower, at Ari. (9/13/09)
Cris Carter, vs. Min. (12/18/95)
Michael Irvin, at Dal. (10/17/93)

Yards

220 Don Beebe, at GB (10/14/96)
214 Harlon Hill, vs. Chi. (10/31/54)
213 Terrell Owens, at Dal. (11/23/08)
210 Roddy White, vs. Atl. (10/11/09)
202 Paul Flatley, vs. Min. (10/24/65)

Touchdowns

4 Isaac Bruce, at StL (10/10/99)
Ahmad Rashad, at Min. (9/2/79)
Harlon Hill, vs. Chi. (10/31/54)

Long

96t Billy Grimes, vs. GB (12/10/50)

INTERCEPTIONS

Interceptions

3 Bill Simpson, vs. LA Rams (11/20/77)
Gene Howard, at LA Rams (11/21/71)
Roy Winston, vs. Min. (10/25/64)
Donald Doll, at Det. (10/8/50)

Yards

107 Aaron Martin, at LA Rams (10/18/64)
101 Tom Pridemore, at Atl. (9/20/81)

Long

101t Tom Pridemore, at Atl. (9/20/81)

PUNTING

Punts

12 Wilbur Summers, vs. Det. (10/23/77)
Rusty Jackson, vs. LA Rams (11/21/76)

Average

58.5 Reggie Roby, at Mia. (9/28/86) (min. 4 pts)

Long

90 Don Chandler, at GB (10/10/65)

PUNT RETURNS

RETURNS

Returns

8 Rolland Lawrence, vs. Atl. (10/9/77)
7 Nate Burleson, at Sea. (12/6/09)
Alvin Pearman, at Jac. (12/18/05)
J.T. Smith, at Phx. (11/6/88)
Robbie Martin, vs. Ind. (10/5/86)
LeRoy Irvin, vs. LA Rams (10/25/81)
Roland Lawrence, vs. Atl. (10/23/76)

Yards

184 Larry Watkins, at Det. (10/6/63)

Long

90t Larry Watkins, at Det. (10/6/63)

KICKOFF RETURNS

Returns

9 Ahmad Merritt, vs. Chi. (9/7/03)
Eric Metcalf, vs. Atl. (9/29/96)

Yards

222 Leon Washington, vs. Sea. (12/12/10)
208 Ron Smith, at Chi. (11/19/72)

Long

109 Mel Gray, vs. NO (9/21/86)

49ERS SINGLE SEASON TEAM RECORDS

SCORING

Most Points Scored
 505 (1994, 16 games)
 479 (1998, 16 games)
 475 (1984, 16 games)

Highest Average
 31.6 (1994, 16 games)
 31.0 (1953, 12 games)
 30.6 (1987, 15 games)

Fewest Points Scored
 198 (1963, 14 games)
 208 (1960, 12 games)
 213 (1950, 12 games)
 209 (1982, 9 games)

Lowest Average
 13.7 (2007, 16 games)
 13.7 (1978, 16 games)
 14.1 (1963, 14 games)

TOUCHDOWNS

Most Scored
 66 (1994, 16 games)
 61 (1998, 16 games)
 (1993, 16 games)
 59 (1987, 16 games)

Fewest Scored
 21 (1960, 12 games)
 23 (2005, 16 games)

Most Allowed
 54 (2004, 16 games)
 54 (1979, 16 games)
 53 (1999, 16 games)

Fewest Allowed
 23 (2011, 16 games)
 23 (1971, 14 games)
 24 (1984, 16 games)
 24 (1982, 9 games)
 24 (1951, 12 games)

Most by Rushing
 24 (1979, 16 games)
 (1955, 12 games)
 23 (1956, 12 games)

Most by Passing
 36 (1999, 16 games)
 29 (1980, 16 games)
 28 (2005, 16 games)

KICKING

Most Field Goals Made
 44 (2011, 16 games)
 30 (1996, 16 games)
 29 (2008, 16 games)
 (2006, 16 games)
 (1997, 6 games)
 (1989, 16 games)

Most PATs Made
 60 (1994, 16 games)
 59 (1993, 16 games)
 56 (1984, 16 games)

RUSHING

Most Attempts
 585 (1978, 16 games)
 576 (1976, 14 games)
 564 (1977, 14 games)

Most Yards Gained
 2,544 (1998, 16 games)
 2,523 (1988, 16 games)
 2,498 (1954, 12 games)

Highest Average
 5.7 (1954, 12 games)
 5.2 (1998, 16 games)
 5.0 (1953, 12 games)

Most Touchdowns
 28 (1954, 12 games)
 27 (1961, 14 games)
 26 (1993, 16 games)
 26 (1953, 12 games)

PASSING

Most Attempts
 644 (1995, 16 games)
 602 (1979, 16 games)
 597 (1980, 16 games)
 583 (2000, 16 games)
 583 (1990, 16 games)

Most Completions
 432 (1995, 16 games)
 366 (2000, 16 games)
 363 (1980, 16 games)
 361 (1979, 16 games)
 360 (1990, 16 games)

Highest Completion Pct.
 70.3 (1994, 16 games)
 70.2 (1989, 16 games)
 67.6 (1993, 16 games)
 67.1 (1995, 16 games)
 66.5 (1992, 16 games)

Most Yards Gained (Gross)
 4,779 (1995, 16 games)
 4,584 (1989, 16 games)
 4,510 (1998, 16 games)
 4,480 (1993, 16 games)
 4,400 (2000, 16 games)

Most Touchdowns
 44 (1987, 16 games)
 41 (1998, 16 games)
 37 (1994, 16 games)
 35 (1965, 14 games)
 35 (1989, 16 games)

Highest Avg. Gain Per Att.
 9.49 (1989, 16 games)
 8.84 (1961, 14 games)
 8.55 (1993, 16 games)

TOTAL NET YARDS

Most Yards Gained
 6,800 (1998, 16 games)
 6,435 (1993, 16 games)
 6,366 (1984, 16 games)
 6,268 (1989, 16 games)
 6,195 (1992, 16 games)

FIRST DOWNS

Most First Downs
 381 (1998, 16 games)
 372 (1993, 16 games)
 362 (1994, 16 games)
 357 (1987, 15 games)
 356 (1984, 16 games)

Most by Rushing
 141 (2002, 16 games)
 141 (1988, 16 games)
 138 (1984, 16 games)

Most by Passing
 231 (1995, 16 games)
 223 (1998, 16 games)
 213 (1986, 16 games)

Most by Penalty
 34 (1978, 16 games)
 31 (2011, 16 games)
 30 (1994, 16 games)

FUMBLES

Most Opp. Fumbles Recovered
 27 (1978, 16 games)
 22 (1959, 12 games)
 21 (1981, 16 games)
 21 (1950, 12 games)

INTERCEPTIONS

Most Thrown
 36 (1978, 16 games)
 29 (1958, 12 games)
 28 (1974, 14 games)
 28 (1955, 12 games)

Most Intercepted
 39 (1986, 16 games)
 33 (1951, 12 games)
 27 (1981, 16 games)

PENALTIES

Most Penalties
 134 (2000, 16 games)
 133 (1998, 16 games)
 120 (1999, 16 games)

Most Yards Penalized
 1,156 (1998, 16 games)
 1,135 (2000, 16 games)
 1,045 (1999, 16 games)

QUARTERBACK SACKS

Most Sacks Made
 61 (1976, 14 games)
 60 (1985, 16 games)
 57 (1983, 16 games)
 54 (1997, 16 games)

Most Sacks Allowed
 55 (2008, 16 games)
 55 (2007, 16 games)
 53 (1998, 16 games)

Fewest Sacks Allowed
 20 (1982, 9 games)
 22 (2002, 16 games)
 24 (1991, 16 games)

Best Season, win percentage
 .938 – 1984

Best Season, win total
 Won 15, Lost 1 – 1984

Worst Season, win percentage
 .125 – 1978, 1979, 2002

Longest Winning Streak
 15 – 11/27/89 to 11/18/90

Longest Winning Streak at Home
 19 – 12/23/96 to 10/3/99

Longest Losing Streak at Home
 7 – 10/28/62 to 9/22/63

Longest Winning Streak on Road
 18 – 11/27/88 to 12/30/90

Longest Losing Streak on Road
 18 – 12/4/77 to 12/16/79

Longest Losing Streak
 9 – 10/8/78 to 12/3/78

Most Consecutive Wins to start season
 10 – 1990

Most Consecutive Wins to end season
 9 – 1984

Most Consecutive Losses to start season
 7 – 1979

Most Consecutive Losses to end season
 5 – 1963

Total Shutouts by 49ers
 28 – Last vs. STL (12/4/11)

Most Shutouts in a Season
 3 – 2001

Most Consecutive Games Scored Points
 420 – 10/16/77 to 9/19/04

Largest Comeback Victory
 38–35 (OT) victory vs. New Orleans at Candlestick Park, December 7, 1980 (came back from 35–7 deficit in 2nd qtr.)

49ERS SINGLE-GAME TEAM RECORDS

SCORING

Most Points Scored

- 56 vs. Atl. (10/18/92)
- 55 at Det. (12/19/93)
- 52 vs. Chi. (12/23/91)
- 52 vs. Chi. (12/19/65)
- 51 vs. Min. (12/8/84)

Most Points Allowed

- 61 at Chi. (12/12/65)
- 59 at Dal. (10/12/80)
- 52 at Was. (10/23/05)

Most Points by Both Teams

- 83 49ers 41, Vikings 42 (at SF), 10/24/65
- 81 49ers 20, Bears 61 (at Chi.), 12/12/65
- 81 49ers 38, Saints 43 (at NO), 11/23/69

Most Points Scored in 1st Quarter

- 27 vs. GB (12/7/58)
- 21 (Several times) Last: vs. Min. (12/18/95)

Most Points Allowed in 1st Quarter

- 24 at Chi. (10/29/06)

Most Points Scored in 2nd Quarter

- 28 at Min. (9/8/83)
- 28 vs. LA Rams (10/28/51)
- 24 (Several times) Last: vs. Atl. (12/4/94)

Most Points Allowed in 2nd Quarter

- 28 at Min. (9/29/63)
- 27 at NYG (10/14/79)

Most Points Scored in 1st Half

- 42 vs. Atl. (10/18/92)
- 41 at Min. (9/8/83)
- 38 vs. LA Rams (10/28/51)

Most Points Allowed in 1st Half

- 41 at Chi. (10/29/06)
- 38 at Dal. (10/12/80)

Most Points Scored in 3rd Quarter

- 21 vs. Arz. (1/2/11)
- 21 at NO (9/4/88)
- 21 at StL (9/18/83)
- 21 vs. Hou. (12/13/81)
- 21 vs. NO (10/21/73)

Most Points Allowed in 3rd Quarter

- 24 vs. StL (10/6/74)
- 21 (Several times) Last: at Ten. (11/27/05)

Most Points Scored in 4th Quarter

- 28 vs. Chi. (12/22/91)
- 28 at Phi. (9/24/89)
- 28 at LA Rams (10/23/83)

Most Points Allowed in 4th Quarter

- 28 at StL (12/30/02)
- 23 vs. Phi. (10/12/08)
- 22 at NO (10/20/02)

Most Points Scored in 2nd Half

- 35 vs. Atl. (9/15/85)
- 31 at LA Rams (10/23/83)
- 30 vs. NO (10/21/73)

Most Points Allowed in 2nd Half

- 36 at NO (11/23/69)
- 35 at Jac. (9/12/99)

Most Decisive Victory

- 49 49ers 49 at Lions 0, 10/1/61

Most Decisive Loss

- 45 Cowboys 59 vs. 49ers 14, 10/12/80

TOUCHDOWNS

Most Scored

- 8 vs. Atl. (10/18/92)
- 7 vs. Arz. (12/7/03)
- 7 at Det. (12/19/93)
- 7 vs. Chi. (12/23/91)
- 7 vs. LA Rams (12/27/87)
- 7 at Atl. (10/29/72)
- 7 at Det. (10/1/61)
- 7 vs. Dal. Texans (10/26/52)

Most Allowed

- 9 at Chi. (12/12/65)
- 8 at Dal. (10/12/80)
- at LA Rams (11/9/58)

Most Scored by Rushing

- 6 at Det. (10/1/61)

Most Allowed by Rushing

- 5 at Chi. (12/12/65)

Most Scored by Passing

- 6 at Atl. (10/14/90)

Most Allowed by Passing

- 5 (Five times) Last: at Phi. (9/18/05)

KICKING

Most Field Goals Made

- 6 vs. Atl. (9/29/96)
- 6 at NO (10/16/83)

Most Field Goals Allowed

- 6 vs. Arz. (10/2/05), Mex. City

NET YARDS

Most Yards Gained

- 598 vs. Buf. (9/13/92) (159 rush, 439 pass)
- 597 vs. Bal. (12/13/53) (252 rush, 345 pass)
- 590 vs. Atl. (10/18/92) (191 rush, 399 pass)

Most Yards Allowed

- 584 at Chi. (12/12/65) (183 rush, 401 pass)
- 583 at Phi. (9/18/05) (140 rush, 443 pass)
- 577 vs. LA Rams (11/9/58) (324 rush, 253 pass)

Fewest Yards Gained

- 61 at Det. (10/6/63) (71 rush, -10 pass)
- 81 vs. GB (12/10/60) (71 rush, 10 pass)
- 88 vs. LA Rams (11/21/76) (70 rush, 18 pass)

Fewest Yards Allowed

- 44 vs. Atl. (10/23/76) (83 rush, -39 pass)
- 61 at Det. (10/6/63) (71 rush, -10 pass)
- 65 at Det. (10/12/52) (40 rush, 25 pass)

FIRST DOWNS

Most First Downs

- 36 vs. Ind. (10/18/98)
- 33 vs. Hou. (11/8/87)
- 32 vs. LA Rams (11/20/94)

Most First Downs Allowed

- 32 at StL (9/17/00)

Fewest First Downs

- 3 vs. Bal. (11/22/59)
- 5 at Bal. (10/13/63)

Fewest First Downs Allowed

- 2 vs. NO (10/21/73)
- 4 at Det. (10/12/52)
- 5 at Bal. (10/13/63)

Most by Rushing

- 21 vs. Det. (12/14/98)
- 20 at Min. (10/15/61)

Fewest by Rushing

- 0 at Min. (12/14/69)
- 0 at Bal. (10/13/63)

Most Allowed by Rushing

- 19 at GB (10/11/59)

Fewest Allowed by Rushing

- 0 (Seven times) Last: at Arz. (11/29/10)

Most by Passing

- 24 at Cin. (12/5/99)
- 24 at Atl. (10/14/90)

Most Allowed by Passing

- 25 at NYJ (9/21/80)
- 23 vs. Dal. (11/10/63)

Fewest by Passing

- 1 (Six times) Last: vs. TB (10/30/05)

Fewest Allowed by Passing

- 0 vs. NO (10/21/73)
- 0 vs. LA Rams (10/10/71)

Most by Penalty

- 8 at NO (10/11/98)

Most Allowed by Penalty

- 8 vs. Oak. (10/8/00)

RUSHING

Most Attempts

- 59 at Min. (12/4/77)
- 56 vs. Det. (10/25/63)
- 56 at GB (Milw.) (10/10/54)
- 56 vs. Bal. (10/29/50)

Most Attempts Allowed

- 59 at Dal. (10/12/80)

Fewest Attempts

- 10 at GB (11/22/09)

Most Yards Gained

- 328 vs. Det. (12/14/98)
- 324 at Min. (10/15/61)
- 317 vs. Min. (11/29/76)

Most Yards Allowed

- 324 at LA Rams (11/9/58)

Fewest Yards Gained

- 5 vs. Hou. (12/7/75)
- 12 at Min. (12/14/69)

Fewest Yards Allowed

- 7 at NO (10/1/72)
- 9 vs. StL (11/2/03)

49ERS SINGLE-GAME TEAM RECORDS

PASSING

Most Attempts

63 vs. Phi. (11/25/02)
60 at Was. (12/17/86)
57 vs. Arz. (10/10/04)
57 at Atl. (10/6/85)

Most Attempts Allowed

61 at GB (10/14/96)
60 at NYJ (9/21/80)
58 vs. NYJ (9/6/98)
58 at Mia. (9/28/86)
58 at Was. (12/1/85)

Fewest Attempts

8 vs. NO (11/27/77)
8 vs. Min. (11/29/76)
12 at Atl. (11/6/77)
12 at GB (9/12/76)

Fewest Attempts Allowed

4 vs. NO (10/15/78)
6 at NYG (10/16/77)
7 at NO (11/13/77)

Most Completions

38 vs. Arz. (10/10/04)
37 at Atl. (10/6/85)
36 at Dal. (12/8/02)
36 vs. Phi. (11/25/02)
36 vs. Chi. (12/17/00)

Most Completions Allowed

42 at NYJ (11/21/80)
35 at Arz. (11/25/07)
35 at LA Rams (10/27/85)
35 at Mia. (9/28/86)

Fewest Completions

1 at Chi. (11/13/05)
3 vs. Min. (11/29/76)
4 vs. Pit. (9/19/77)

Fewest Completions Allowed

2 vs. NO (10/15/78)
2 at NYG (10/16/77)
2 vs. LA Rams (10/10/71)

Most Yards Gained (gross)

488 at LA Rams (11/29/93)
476 at Atl. (10/14/90)
458 at LA Rams (12/11/89)

Most Yards Allowed (gross)

486 at Arz. (11/25/07)
471 vs. Was. (12/26/99)
460 vs. Dal. (11/10/63)

Fewest Yards Gained (gross)

28 at Chi. (11/13/05)
32 vs. Min. (11/29/76)
34 vs. GB (12/10/60)

Fewest Yards Allowed (gross)

13 vs. Chi. (9/16/62)
13 vs. LA Rams (10/10/71)
17 vs. NO (10/21/73)
31 vs. NO (10/15/78)

PENALTIES

Most Penalties

22 at Buf. (10/4/98)
16 at Atl. (1/3/00)
15 at Det. (10/16/11)
15 vs. Car. (12/8/96)
15 at Was. (11/17/86)

Most Penalties by Opponent

22 at Buf. (10/4/98)

Fewest Penalties

0 (Three times) Last: at NO (1/6/02)

Fewest Penalties by Opponent

0 (Five times) Last: at Bal. (10/26/69)

Most Yards Penalized

178 at Buf. (10/4/98)
177 at LA Rams (9/18/94)
168 at StL (10/24/71)

Most Yards Opponent Penalized

165 at Min. (10/13/66)
136 at LA Rams (10/8/78)
133 vs. Cin. (10/1/78)

Fewest Yards Penalized

0 (Three times) Last: at NO (1/6/02)

Fewest Yards Opponent Penalized

0 (Five times) Last: at Bal. (10/26/69)

FUMBLES

Most Committed

10 vs. Det. (12/17/78)

Most Lost

6 at Min. (10/15/61)
6 at Cle. (11/12/50)

Most Committed by Opponent

8 vs. Min. (10/24/65)
8 at NYG (12/1/57)

Most Lost by Opponent

6 at NYG (12/1/57)

INTERCEPTIONS

Most Intercepted

7 at TB (9/7/86)
6 vs. NO (9/14/97)
6 vs. NE (11/30/80)
6 at Chi. (10/17/54)
6 vs. LA Rams (10/28/51)

Most Thrown

7 at LA Rams (10/18/64)
6 vs. Bal. (12/5/59)
6 at Det. (11/4/73)

Most Interception Yards

171 vs. StL (11/26/95)
163 at GB (10/26/86)

Most Interception Yards By Opponent

314 at LA Rams (10/18/64)
147 vs. Was. (12/18/04)

TURNOVERS

Most Forced by Defense

9 at Oak. (12/20/70), 4 FRs, 5 INTs
8 vs. NO (9/14/97), 2 FRs, 6 INTs
8 vs. Cin. (10/1/78), 3 FRs, 5 INTs

Most Committed

10 at Dal. (10/12/80), 5 FRs, 5 INTs
9 at Cle. (11/12/50), 6 FRs, 3 INTs

PUNTS

Most Punts

11 vs. LA Rams (11/21/76)
11 at Chi. (10/17/54)

Most Punts by Opponent

12 vs. Det. (10/23/77)
12 vs. LA Rams (11/21/76)

Fewest Punts

0 (Eight times) Last: at Det. (12/19/93)

Fewest Punts by Opponent

0 (Several times) Last: at NO (10/20/02)

PUNT RETURNS

Most Punt Returns

9 vs. NO (10/17/76)
9 at Atl. (10/29/72)
8 (Four times) Last: vs. StL (11/21/82)

Most Punt Returns by Opponent

9 at Det. (10/6/63)
9 vs. Atl. (10/9/77)

Most Punt Return Yards

144 vs. Phi. (9/27/59)
141 vs. NO (10/17/76)
133 at Hou. (11/15/70)

Most Punt Return Yards by Opponent

231 at Det. (10/6/63)
166 vs. LA Rams (10/25/81)

KICKOFF RETURNS

Most Kickoff Returns

10 vs. SD (10/15/06)
9 (Five times): Last vs. Phi. (10/12/08)

Most Kickoff Returns by Opponent

10 vs. Atl. (9/29/96)
9 (Six times) Last vs. Chi. (9/7/03)

Most Kickoff Return Yards

256 at Det. (11/14/54)
248 at Det. (9/23/62)

Most Kickoff Return Yards by Opponent

260 at Dal. (11/11/65)
233 vs. NO (9/21/86)

SACKS

Most Sacks Made

10 vs. NYG (11/23/80)
10 at LA Rams (10/11/76)
10 vs. LA Rams (12/6/64)

Most Sacks Allowed

9 at Bal. (11/24/11)
9 at GB (11/1/98)
9 vs. LA Rams (12/18/88)

ALL-TIME TEAM HIGHS AND LOWS

| <u>49ERS HIGHS</u> | | | <u>CATEGORY</u> | <u>49ERS LOWS</u> | | |
|--------------------|-----------------------|----------|-----------------------|-------------------|-------------------|----------|
| 56 | vs. Atl. | 10/18/92 | POINTS | 0 | last vs. TB | 11/21/10 |
| 8 | vs. Atl. | 10/18/92 | TOUCHDOWNS | 0 | last at Bal. | 11/24/11 |
| 6 | at Det. | 10/1/61 | RUSHING TOUCHDOWNS | 0 | last vs StL | 12/4/11 |
| 6 | at Atl. | 10/14/90 | PASSING TOUCHDOWNS | 0 | last at Sea. | 12/24/11 |
| 6 | last vs. Arz. | 11/20/11 | FIELD GOALS ATTEMPTED | 0 | last at SD | 12/16/10 |
| 6 | last vs. Atl. | 9/29/96 | FIELD GOALS MADE | 0 | last at SD | 12/16/10 |
| 36 | vs. Ind. | 10/18/98 | TOTAL FIRST DOWNS | 3 | vs. Bal. | 11/22/59 |
| 21 | vs. Det. | 12/14/98 | RUSHING FIRST DOWNS | 0 | last at Min. | 12/14/69 |
| 24 | (2x) last at Cin. | 12/5/99 | PASSING FIRST DOWNS | 1 | (6x) last vs. TB | 10/30/05 |
| 598 | vs. Buf. | 9/13/92 | TOTAL NET YARDS | 61 | at Det. | 10/6/63 |
| 59 | at Min. | 12/4/77 | RUSHING ATTEMPTS | 10 | at GB | 11/22/09 |
| 328 | vs. Det. | 12/14/98 | NET RUSHING YARDS | 5 | vs. Hou. | 12/7/75 |
| 475 | at LA Rams | 11/29/93 | NET YARDS PASSING | 10 | at Det. | 10/6/63 |
| 10 | (3x) last vs. NYG | 11/23/80 | QB SACKS ALLOWED | 0 | last vs. Pit. | 12/19/11 |
| 488 | at LA Rams | 11/29/93 | GROSS YARDS PASSING | 28 | at Chi. | 11/13/05 |
| 63 | vs. Phi. | 11/25/02 | PASS ATTEMPTS | 10 | at Det. | 10/6/63 |
| 38 | vs. Arz. | 10/10/04 | PASS COMPLETIONS | 1 | at Chi. | 11/13/05 |
| 7 | at LA Rams | 10/18/64 | INTERCEPTIONS THROWN | 0 | last at Sea. | 12/24/11 |
| 9 | at Oak. | 12/20/70 | TOTAL TAKEAWAYS | 0 | last at Bal. | 11/24/11 |
| 10 | at Det. | 12/17/78 | FUMBLES BY | 0 | last vs. Pit. | 12/19/11 |
| 6 | at Min. | 10/15/61 | FUMBLES LOST | 0 | last at StL | 1/1/12 |
| 11 | (2x) last vs. LA Rams | 11/21/76 | PUNTS | 0 | (8x) last at Det. | 12/19/93 |
| 61.0 | at Cle. | 9/13/93 | PUNTING AVERAGE | 0 | (8x) last at Det. | 12/19/93 |
| 22 | at Buf. | 10/4/98 | PENALTIES | 0 | (3x) last at NO | 1/6/02 |
| 178 | at Buf. | 10/4/98 | YARDS PENALIZED | 0 | (3x) last at NO | 1/6/02 |

| <u>OPPONENT'S HIGHS</u> | | | <u>CATEGORY</u> | <u>OPPONENT'S LOWS</u> | | |
|-------------------------|--------------------|----------|-----------------------|------------------------|-----------------------|----------|
| 61 | at Chi. | 12/12/65 | POINTS | 0 | last vs. StL | 12/4/11 |
| 9 | at Chi. | 12/12/65 | TOUCHDOWNS | 0 | last vs. Pit. | 12/19/11 |
| 5 | at Chi. | 12/12/65 | RUSHING TOUCHDOWNS | 0 | last vs. Pit. | 12/19/11 |
| 5 | (6x) last at Phi. | 9/18/05 | PASSING TOUCHDOWNS | 0 | last vs. Pit. | 12/19/11 |
| 7 | vs. NO | 10/25/87 | FIELD GOALS ATTEMPTED | 0 | last vs. StL | 12/4/11 |
| 6 | at Arz. | 10/2/05 | FIELD GOALS MADE | 0 | last vs. StL | 12/4/11 |
| 32 | at StL | 9/17/00 | TOTAL FIRST DOWNS | 2 | vs. NO | 10/21/73 |
| 19 | at GB | 10/11/59 | RUSHING FIRST DOWNS | 0 | (7x) last at Arz. | 11/29/10 |
| 25 | at NYJ | 9/21/80 | PASSING FIRST DOWNS | 0 | (2x) last vs. NO | 10/21/73 |
| 584 | at Chi. | 12/12/65 | TOTAL NET YARDS | 44 | vs. Atl. | 10/23/76 |
| 62 | vs. Chi. | 9/24/50 | RUSHING ATTEMPTS | 8 | vs. StL | 11/2/03 |
| 324 | at LA Rams | 11/9/58 | NET RUSHING YARDS | 7 | at NO | 10/1/72 |
| 456 | at Arz. | 11/25/07 | NET YARDS PASSING | -39 | vs. Atl. | 10/23/76 |
| 9 | (2x) last at GB | 11/1/98 | QB SACKS ALLOWED | 0 | last vs. Pit. | 11/24/11 |
| 486 | at Arz. | 11/25/07 | GROSS YARDS PASSING | 13 | (2x) last vs. LA Rams | 10/10/71 |
| 61 | at GB | 10/14/96 | PASS ATTEMPTS | 4 | vs. NO | 10/15/78 |
| 42 | vs. NYJ | 9/21/80 | PASS COMPLETIONS | 2 | (3x) vs. NO | 10/15/78 |
| 7 | at TB | 9/7/86 | INTERCEPTIONS THROWN | 0 | last at Sea. | 12/24/11 |
| 10 | at Dal. | 10/12/80 | TOTAL TAKEAWAYS | 0 | last at StL | 1/1/12 |
| 8 | vs. Min. | 10/24/65 | FUMBLES BY | 0 | last at Bal. | 11/24/11 |
| 5 | vs. Arz. | 12/14/09 | FUMBLES LOST | 0 | last at Bal. | 11/24/11 |
| 12 | (2x) last vs. Det. | 10/23/77 | PUNTS | 0 | (2x) last at NO | 10/20/02 |
| 62.0 | at GB | 10/21/62 | PUNTING AVERAGE | 21.0 | at Bal. | 10/1/67 |
| 17 | at Atl. | 11/5/78 | PENALTIES | 0 | (5x) last at Bal. | 10/26/69 |
| 165 | at Min. | 10/13/66 | YARDS PENALIZED | 0 | (5x) last at Bal. | 10/26/69 |



49ERS POSTSEASON HISTORY

Playoff Record: 27–18

at Home: 20–9

Away: 2–9

Neutral Site: 5–0

Super Bowl Championships: (5) 1981, 1984, 1988, 1989, 1994

| Date | Game | Winner | Loser | Score | Site | Head Coach |
|--------------------|-------------------|-------------|--------------|-------|-----------------------|------------------|
| 1949 Season | | | | | | |
| Dec. 4, 1949 | First Round | 49ers | N.Y. Yanks | 17–7 | Kezar Stadium | Lawrence T. Shaw |
| Dec. 11, 1949 | AAFC Championship | Cleveland | 49ers | 21–7 | Kezar Stadium | Lawrence T. Shaw |
| 1957 Season | | | | | | |
| Dec. 22, 1957 | Playoff Game | Detroit | 49ers | 31–27 | Kezar Stadium | Frankie Albert |
| 1970 Season | | | | | | |
| Dec. 27, 1970 | NFC Divisional | 49ers | Minnesota | 17–14 | Metropolitan Stadium | Dick Nolan |
| Jan. 3, 1971 | NFC Championship | Dallas | 49ers | 17–10 | Kezar Stadium | Dick Nolan |
| 1971 Season | | | | | | |
| Dec. 26, 1971 | NFC Divisional | 49ers | Washington | 24–20 | Candlestick Park | Dick Nolan |
| Jan. 2, 1972 | NFC Championship | Dallas | 49ers | 14–3 | Texas Stadium | Dick Nolan |
| 1972 Season | | | | | | |
| Dec. 23, 1972 | NFC Divisional | Dallas | 49ers | 30–28 | Candlestick Park | Dick Nolan |
| 1981 Season | | | | | | |
| Jan. 3, 1982 | NFC Divisional | 49ers | N.Y. Giants | 38–24 | Candlestick Park | Bill Walsh |
| Jan. 10, 1982 | NFC Championship | 49ers | Dallas | 28–27 | Candlestick Park | Bill Walsh |
| Jan. 24, 1982 | Super Bowl XVI | 49ers | Cincinnati | 26–21 | Pontiac Silverdome | Bill Walsh |
| 1983 Season | | | | | | |
| Dec. 31, 1983 | NFC Divisional | 49ers | Detroit | 24–23 | Candlestick Park | Bill Walsh |
| Jan. 8, 1984 | NFC Championship | Washington | 49ers | 24–21 | RFK Stadium | Bill Walsh |
| 1984 Season | | | | | | |
| Dec. 29, 1984 | NFC Divisional | 49ers | N.Y. Giants | 21–10 | Candlestick Park | Bill Walsh |
| Jan. 6, 1985 | NFC Championship | 49ers | Chicago | 23–0 | Candlestick Park | Bill Walsh |
| Jan. 20, 1985 | Super Bowl XIX | 49ers | Miami | 38–16 | Stanford Stadium | Bill Walsh |
| 1985 Season | | | | | | |
| Dec. 29, 1985 | NFC Wild Card | N.Y. Giants | 49ers | 17–3 | Giants Stadium | Bill Walsh |
| 1986 Season | | | | | | |
| Jan. 4, 1987 | NFC Divisional | N.Y. Giants | 49ers | 49–3 | Giants Stadium | Bill Walsh |
| 1987 Season | | | | | | |
| Jan. 9, 1988 | NFC Divisional | Minnesota | 49ers | 36–24 | Candlestick Park | Bill Walsh |
| 1988 Season | | | | | | |
| Jan. 1, 1989 | NFC Divisional | 49ers | Minnesota | 34–9 | Candlestick Park | Bill Walsh |
| Jan. 8, 1989 | NFC Championship | 49ers | Chicago | 28–3 | Soldier Field | Bill Walsh |
| Jan. 22, 1989 | Super Bowl XXIII | 49ers | Cincinnati | 20–16 | Joe Robbie Stadium | Bill Walsh |
| 1989 Season | | | | | | |
| Jan. 6, 1990 | NFC Divisional | 49ers | Minnesota | 41–13 | Candlestick Park | George Seifert |
| Jan. 14, 1990 | NFC Championship | 49ers | L.A. Rams | 30–3 | Candlestick Park | George Seifert |
| Jan. 28, 1990 | Super Bowl XXIV | 49ers | Denver | 55–10 | LA Superdome | George Seifert |
| 1990 Season | | | | | | |
| Jan. 12, 1991 | NFC Divisional | 49ers | Washington | 28–10 | Candlestick Park | George Seifert |
| Jan. 20, 1991 | NFC Championship | N.Y. Giants | 49ers | 15–13 | Candlestick Park | George Seifert |
| 1992 Season | | | | | | |
| Jan. 9, 1993 | NFC Divisional | 49ers | Washington | 20–13 | Candlestick Park | George Seifert |
| Jan. 17, 1993 | NFC Championship | Dallas | 49ers | 30–20 | Candlestick Park | George Seifert |
| 1993 Season | | | | | | |
| Jan. 15, 1994 | NFC Divisional | 49ers | N.Y. Giants | 44–3 | Candlestick Park | George Seifert |
| Jan. 23, 1994 | NFC Championship | Dallas | 49ers | 38–21 | Texas Stadium | George Seifert |
| 1994 Season | | | | | | |
| Jan. 7, 1995 | NFC Divisional | 49ers | Chicago | 44–15 | Candlestick Park | George Seifert |
| Jan. 15, 1995 | NFC Championship | 49ers | Dallas | 38–28 | Candlestick Park | George Seifert |
| Jan. 29, 1995 | Super Bowl XXIX | 49ers | San Diego | 49–26 | Joe Robbie Stadium | George Seifert |
| 1995 Season | | | | | | |
| Jan. 6, 1996 | NFC Divisional | Green Bay | 49ers | 27–17 | 3Com Park | George Seifert |
| 1996 Season | | | | | | |
| Dec. 29, 1996 | NFC Wild Card | 49ers | Philadelphia | 14–0 | 3Com Park | George Seifert |
| Jan. 4, 1997 | NFC Divisional | Green Bay | 49ers | 35–14 | Lambeau Field | George Seifert |
| 1997 Season | | | | | | |
| Jan. 3, 1998 | NFC Divisional | 49ers | Minnesota | 38–22 | 3Com Park | Steve Mariucci |
| Jan. 11, 1998 | NFC Championship | Green Bay | 49ers | 23–10 | 3Com Park | Steve Mariucci |
| 1998 Season | | | | | | |
| Jan. 3, 1999 | NFC Wild Card | 49ers | Green Bay | 30–27 | 3Com Park | Steve Mariucci |
| Jan. 9, 1999 | NFC Divisional | Atlanta | 49ers | 20–18 | Georgia Dome | Steve Mariucci |
| 2001 Season | | | | | | |
| Jan. 13, 2002 | NFC Wild Card | Green Bay | 49ers | 25–15 | Lambeau Field | Steve Mariucci |
| 2002 Season | | | | | | |
| Jan. 5, 2003 | NFC Wild Card | 49ers | N.Y. Giants | 39–38 | 3Com Park | Steve Mariucci |
| Jan. 12, 2003 | NFC Divisional | Tampa Bay | 49ers | 31–6 | Raymond James Stadium | Steve Mariucci |
| 2011 Season | | | | | | |
| Jan. 14, 2012 | NFC Divisional | 49ers | New Orleans | 36–32 | Candlestick Park | Jim Harbaugh |



49ERS PLAYOFF RECORD VS. OPPONENT

| | | | | | | | | |
|------------|-----|-------|--------------|-----|-------|-----------|-----|------|
| Chicago | 3-0 | 1.000 | Philadelphia | 1-0 | 1.000 | Detroit | 1-1 | .500 |
| Cincinnati | 2-0 | 1.000 | San Diego | 1-0 | 1.000 | Dallas | 2-5 | .400 |
| Denver | 1-0 | 1.000 | New Orleans | 1-0 | 1.000 | Green Bay | 1-4 | .200 |
| L.A. Rams | 1-0 | 1.000 | Minnesota | 4-1 | .800 | Cleveland | 0-1 | .000 |
| Miami | 1-0 | 1.000 | Washington | 3-1 | .750 | Atlanta | 0-1 | .000 |
| N.Y. Yanks | 1-0 | 1.000 | N.Y. Giants | 4-3 | .571 | Tampa Bay | 0-1 | .000 |

THE 49ERS PLAYOFF RECORD WHEN...

| | | | |
|------|-----------------------------------|-------|--|
| 19-1 | Winning the turnover battle | 23-4 | Rushing for 100 yards-or-more |
| 3-16 | Losing the turnover battle | 8-0 | Rushing for 150 yards-or-more |
| 3-0 | Tying the turnover battle | 2-12 | Rushing for less than 100 yards |
| 6-0 | Committing no turnovers | 19-2 | Rushing 30 times-or-more |
| 21-3 | Leading at halftime | 9-1 | Opponents pass for 300 yards-or-more |
| 4-11 | Trailing at halftime | 13-10 | Opponents pass for 250 yards-or-less |
| 1-3 | Tied at halftime | 7-16 | Opponents rush for 100 yards-or-more |
| 24-3 | Leading after three quarters | 18-1 | Opponents rush for less than 100 yards |
| 2-14 | Trailing after three quarters | 5-14 | Opponents rush 30 times-or-more |
| 16-4 | Scoring first | 23-12 | Playing on grass |
| 24-7 | Scoring 20-or-more points | 3-5 | Playing on turf |
| 16-2 | Holding opponents under 17 points | 20-9 | Playing at home |
| 8-3 | Passing for 300 yards-or-more | 2-9 | Playing on the road |
| 15-9 | Passing for 250 yards-or-less | 10-5 | Decided by touchdown-or-less |



49ERS SINGLE-GAME INDIVIDUAL PLAYOFF RECORDS

SERVICE

Most Career Games Played (Starts)

- 1. Jerry Rice..... 23 (23)
- 2. Steve Young..... 22 (14)
Jesse Sapolu..... 22 (19)
- 4. Brent Jones..... 21 (19)
- 5. Harris Barton..... 19 (19)
- Ronnie Lott..... 19 (19)
- Joe Montana 19 (19)

SCORING

Most Points, Career

- 114 Jerry Rice (23 games)
- 78 Mike Cofer (12 games)
- 69 Ray Wersching (11 games)
- 60 Ricky Watters (7 games)
- 54 Roger Craig (15 games)

Most Points, Game

- 30 Ricky Watters vs. NYG (1/15/94), NFC-D
- 18 Jerry Rice vs. SD (1/29/95), SB
- 18 Ricky Watters vs. SD (1/29/95), SB
- 18 William Floyd vs. Chi. (1/7/95), NFC-D
- 18 Jerry Rice vs. Den. (1/28/90), SB
- 18 Jerry Rice vs. Min. (1/1/89), NFC-D
- 18 Roger Craig vs. Mia. (1/20/85), SB
- 18 Larry Schreiber vs. Dal. (12/23/72), NFC-D

Most Touchdowns, Career

- 19 Jerry Rice (23 games)
- 10 Ricky Watters (7 games)
- 9 Roger Craig (15 games)

Most Touchdowns, Game

- 5 Ricky Watters vs. NYG (1/15/94), NFC-D

Most Points After Touchdown, Career

- 42 Mike Cofer (12 games)

Most Points After Touchdown, Game

- 7 Doug Brien vs. SD (1/29/95), SB
- 7 Mike Cofer vs. Den. (1/28/90), SB

Most Field Goals Made, Career

- 13 Ray Wersching (11 games)

Most Field Goals Made, Game

- 4 Ray Wersching vs. Cin. (1/24/82), SB

Most Field Goals Attempted, Career

- 20 Ray Wersching (11 games)

Most Field Goals Attempted, Game

- 4 Mike Cofer vs. Cin. (1/22/89)
- 4 Ray Wersching at Cin. (1/24/82)

Longest Field Goal

- 48 Wade Richey vs. GB (1/3/99), NFC-WC

PASSING

Most Passes Attempted, Career

- 593 Joe Montana (19 games)
- 471 Steve Young (22 games)
- 143 John Brodie (5 games)

Most Passes Attempted, Game

- *65 Steve Young vs. GB (1/6/96), NFC-D
- 48 Joe Montana at Was. (1/8/84), NFC-CG
- 47 Joe Montana at NYG (12/29/85), NFC-WC

Most Passes Completed, Career

- 375 Joe Montana (19 games)
- 292 Steve Young (22 games)

NFC-WC: NFC Wild Card; **NFC-D:** NFC Divisional
Playoff; **NFC-CG:** NFC Championship;
NFLP – NFL Playoff Game; **SB:** Super Bowl
* denotes NFL playoff record

Most Passes Completed, Game

- 32 Steve Young vs. GB (1/6/96), NFC-D
- 27 Jeff Garcia vs. NYG (1/5/03), NFC-WC
- 27 Steve Young at Dal. (1/23/94), NFC-CG
- 27 Joe Montana at Was. (1/8/84), NFC-CG

Most Yards Gained, Career

- 4,758 Joe Montana (19 games)
- 3,326 Steve Young (22 games)
- 973 John Brodie (5 games)

Most Yards Gained, Game

- 357 Joe Montana vs. Cin. (1/22/89), SB
- 347 Joe Montana at Was. (1/8/84), NFC-CG
- 331 Jeff Garcia vs. NYG (1/5/03), NFC-WC
- 331 Joe Montana vs. Mia. (1/20/85), SB

Most Touchdown Passes, Career

- 39 Joe Montana (19 games)
- 20 Steve Young (22 games)

Most Touchdown Passes, Game

- 6 Steve Young vs. SD (1/29/95), SB
- 5 Joe Montana vs. Den. (1/28/90), SB
- 4 Joe Montana vs. Min. (1/6/90), NFC-D

Longest Pass Play

- 78t Brodie/Washington vs. Was. (12/26/71), NFC-D
- 76t Garcia/Owens vs. NYG (1/5/03), NFC-WC
- 76t Montana/Solomon at Was. (1/8/84), NFC-CG
- 72t Montana/Rice vs. Min. (1/6/90), NFC-D
- 61t Montana/Taylor vs. NYG (1/20/91), NFC-CG
- 61t Montana/Rice at Chi. (1/8/84), NFC-CG

RUSHING

Most Attempts, Career

- 202 Roger Craig (16 games)
- 105 Ricky Watters (7 games)
- 96 Steve Young (22 games)
- 72 Wendell Tyler (6 games)

Most Attempts, Game

- 27 Ken Willard at Min. (12/27/70), NFC-D
- 26 Larry Schreiber vs. Dal. (23/34/73), NFC-D
- 25 Terry Kirby vs. Min. (1/3/98), NFC-D

Long Runs from Scrimmage

- 80t Roger Craig vs. Min. (1/1/89), NFC-D
- 71 Hugh McElhenny vs. Det. (12/22/57), NFLP
- 53 Joe Montana vs. NYG (12/29/84), NFC-D
- 42 Steve Young vs. Min. (1/9/88), NFC-D
- 42 Frank Gore vs. NO (1/14/12), NFC-D**

Most Yards Gained, Career

- 817 Roger Craig (16 games)
- 594 Steve Young (22 games)
- 481 Ricky Watters (7 games)
- 347 Wendell Tyler (6 games)
- 296 Joe Montana (19 games)

Most Yards Gained, Game

- 135 Roger Craig vs. Min. (1/1/89), NFC-D
- 128 Garrison Hearst vs. GB (1/3/99), NFC-WC
- 125 Roger Craig vs. Min. (1/6/90), NFC-D

Most Touchdowns Rushing, Career

- 8 Steve Young (22 games)
- 7 Ricky Watters (7 games)
- 7 Roger Craig (16 games)

Most Touchdowns Rushing, Game

- 5 Ricky Watters vs. NYG (1/15/94), NFC-D
- 3 William Floyd vs. Chi. (1/7/95), NFC-D
- 3 Larry Schreiber vs. Dal. (12/23/72), NFC-D

RECEIVING

Most Receptions, Career

- 124 Jerry Rice (23 games)
- 63 Roger Craig (16 games)
- 60 Brent Jones (21 games)
- 48 Dwight Clark (9 games)
- 46 John Taylor (17 games)

Most Receptions, Game

- 11 Jerry Rice vs. GB (1/6/96), NFC-D
- 11 Jerry Rice vs. Cin. (1/22/89), SB
- 10 Jerry Rice vs. SD (1/29/95), SB

Most Yards Gained, Career

- 1,811 Jerry Rice (23 games)
- 740 Brent Jones (21 games)
- 734 John Taylor (17 games)
- 726 Dwight Clark (9 games)

Most Yards Gained, Game

- 215 Jerry Rice vs. Cin. (1/22/89), SB
- 177 Terrell Owens vs. NYG (1/5/03), NFC-WC
- 149 Jerry Rice vs. SD (1/29/95), SB

Most Touchdowns, Career

- 19 Jerry Rice (23 games)
- 6 John Taylor (17 games)
- 6 Freddie Solomon (8 games)

Most Touchdowns, Game

- 3 Jerry Rice vs. SD (1/29/95), SB
- Jerry Rice vs. Den. (1/28/90), SB
- Jerry Rice vs. Min. (1/1/89), NFC-D

INTERCEPTIONS

Most Interceptions, Career

- 8 Ronnie Lott (19 games)
- 6 Eric Davis (8 games)

Most Interceptions, Game

- 2 Eric Davis vs. Dal. (1/15/95), NFC-CG
- 2 Ronnie Lott vs. Min. (1/1/89), NFC-D
- 2 Riki Ellison vs. Det. (12/31/83), NFC-D
- 2 Ronnie Lott vs. NYG (1/3/82), NFC-D
- 2 Skip Vanderbundt vs. Dal. (12/23/72), NFC-D

Longest Interception Return

- 61t Michael Carter vs. Was. (1/12/91), NFC-D
- 58t Ronnie Lott vs. Min. (1/6/90), NFC-D
- 48t Jeff Fuller vs. Min. (1/9/88), NFC-D

Most Interception Return Yards, Career

- 152 Ronnie Lott (19 games)
- 68 Tim McKyer (8 games)
- 66 Chet Brooks (2 games)

Most Interception Return Yards, Game

- 61 Michael Carter vs. Was. (1/12/91), NFC-D
- 58 Ronnie Lott vs. Min. (1/6/90), NFC-D

SACKS

Sacks, Career (since 1982)

- 7.5 Charles Haley (12 games)
- 6.5 Tim Harris (6 games)
- 6.5 Dwaine Board (7 games)
- 6.0 Fred Dean (5 games)

Sacks, Game (since 1982)

- 3.0 Pierce Holt vs. Was. (1/9/93), NFC-D
- 2.5 Larry Roberts vs. Min. (1/1/89), NFC-D



49ERS SINGLE-GAME INDIVIDUAL PLAYOFF RECORDS

PUNT RETURNS

Most Punt Returns, Career

- 18 John Taylor (17 games)
- 17 Dana McLemore (7 games)
- 10 Dexter Carter (8 games)

Most Punt Returns, Game

- 5 Dana McLemore vs. Mia. (1/20/85), SB
- 4 John Taylor at Chi. (1/8/89), NFC-CG
- 4 Dana McLemore vs. Chi. (1/6/85), NFC-CG

Most Punt Yards, Career

- 189 John Taylor (17 games)
- 156 Dana McLemore (7 games)

Most Punt Yards, Game

- 69 Dana McLemore vs. Chi. (1/6/85), NFC-CG
- 56 John Taylor vs. Cin. (1/22/89), SB
- 51 Dana McLemore vs. Mia. (1/20/85), SB

Longest Punt Return

- 45 John Taylor vs. Cin. (1/22/89), SB
- 31 Dexter Carter vs. NYG (1/15/94), NFC-D
- 31 John Taylor vs. NYG (1/20/91), NFC-CG

KICKOFF RETURNS

Most Kickoff Returns, Career

- 19 Dexter Carter (8 games)
- 13 Vinny Sutherland (3 games)
- 9 R.W. McQuarters (2 games)
- 9 Vic Washington (3 games)

Most Kickoff Returns, Game

- 6 R.W. McQuarters vs. GB (1/3/99), NFC-WC

Most Kickoff Return Yards, Career

- 341 Dexter Carter (8 games)
- 282 Vinny Sutherland (3 games)
- 250 Vic Washington (3 games)

Most Kickoff Return Yards, Game

- 136 Vic Washington vs. Dal. (12/23/72), NFC-D
- 128 R.W. McQuarters vs. GB (1/3/99), NFC-WC
- 127 Chuck Levy vs. GB (1/11/98), NFC-CG

Longest Kickoff Return

- 97t Vic Washington vs. Dal. (12/23/72), NFC-D
- 95t Chuck Levy vs. GB (1/11/98), NFC-CG
- 50 Marc Logan vs. Dal. (1/17/93), NFC-CG

49ERS PLAYOFF CAREER STATISTICAL LEADERS

SCORING

| NO | NAME | TD | R | P | RT | FG | PAT | SF | TOT |
|----|---------------|----|---|----|----|-------|-------|----|-----|
| 1. | Jerry Rice | 19 | 0 | 19 | 0 | - | - | - | 114 |
| 2. | Mike Cofer | - | - | - | - | 12/19 | 42/47 | 0 | 78 |
| 3. | Ray Wersching | - | - | - | - | 13/22 | 30/30 | 0 | 69 |
| 4. | Ricky Watters | 10 | 7 | 3 | 0 | - | - | - | 60 |
| 5. | Roger Craig | 9 | 7 | 2 | 0 | - | - | - | 54 |

PASSING

| NO | NAME | ATT | COMP | YDS | PCT | TD | INT |
|----|-------------|-----|------|-------|------|----|-----|
| 1. | Joe Montana | 593 | 375 | 4,758 | .632 | 39 | 17 |
| 2. | Steve Young | 471 | 292 | 3,326 | .620 | 20 | 13 |
| 3. | John Brodie | 143 | 71 | 973 | .497 | 4 | 7 |
| 4. | Jeff Garcia | 117 | 71 | 757 | .607 | 4 | 5 |
| 5. | Alex Smith | 42 | 24 | 299 | .571 | 3 | 0 |

PUNTING

| NO | NAME | NO | YDS | AVG | LONG | BK |
|----|------------------|----|-----|------|------|----|
| 1. | Andy Lee | 8 | 396 | 49.5 | 63 | 0 |
| 2. | Reggie Roby | 7 | 309 | 44.1 | 51 | 0 |
| 3. | Jim Miller | 12 | 498 | 41.5 | 52 | 0 |
| 4. | Klaus Wilmsmeyer | 22 | 907 | 41.2 | 57 | 0 |
| 5. | Bill LaFleur | 6 | 243 | 40.5 | 52 | 0 |

PUNT RETURN YARDS

| NO | NAME | NO | YDS | AVG | FC | LONG | TD |
|----|---------------|----|-----|------|----|------|----|
| 1. | John Taylor | 18 | 189 | 10.5 | 14 | 45 | 0 |
| 2. | Dana McLemore | 17 | 156 | 9.2 | 5 | 28 | 0 |
| 3. | Dexter Carter | 10 | 80 | 8.0 | 1 | 31 | 0 |
| 4. | Bruce Taylor | 5 | 67 | 13.4 | 1 | 30 | 0 |
| 5. | Terry Kirby | 5 | 33 | 6.6 | 1 | 15 | 0 |

KICKOFF RETURN YARDS

| NO | NAME | NO | YDS | AVG | LONG | TD |
|----|------------------|----|-----|------|------|----|
| 1. | Dexter Carter | 19 | 341 | 17.9 | 34 | 0 |
| 2. | Vinny Sutherland | 13 | 282 | 21.7 | 32 | 0 |
| 3. | Vic Washington | 9 | 250 | 27.8 | 97t | 1 |
| 4. | R.W. McQuarters | 9 | 185 | 20.6 | 25 | 0 |
| 5. | Amos Lawrence | 7 | 165 | 23.6 | 47 | 0 |

RECEPTIONS

| NO | NAME | NO | YDS | AVG | LONG | TD |
|----|--------------|-----|-------|------|------|----|
| 1. | Jerry Rice | 124 | 1,811 | 14.6 | 72t | 19 |
| 2. | Roger Craig | 63 | 606 | 9.6 | 40 | 2 |
| 3. | Brent Jones | 60 | 740 | 12.3 | 47 | 5 |
| 4. | Dwight Clark | 48 | 726 | 15.1 | 39 | 3 |
| 5. | John Taylor | 46 | 734 | 16.0 | 61t | 6 |

RECEIVING YARDS

| NO | NAME | NO | YDS | AVG | LONG | TD |
|----|--------------|-----|-------|------|------|----|
| 1. | Jerry Rice | 124 | 1,811 | 14.6 | 72t | 19 |
| 2. | Brent Jones | 60 | 740 | 12.3 | 47 | 5 |
| 3. | John Taylor | 46 | 734 | 16.0 | 61t | 6 |
| 4. | Dwight Clark | 48 | 726 | 15.1 | 39 | 3 |
| 5. | Roger Craig | 63 | 606 | 9.6 | 40 | 2 |

RUSHING

| NO | NAME | ATT | YDS | AVG | LONG | TD |
|----|---------------|-----|-----|-----|------|----|
| 1. | Roger Craig | 202 | 816 | 4.0 | 81t | 7 |
| 2. | Steve Young | 96 | 585 | 6.1 | 42 | 8 |
| 3. | Ricky Watters | 105 | 481 | 4.6 | 21 | 7 |
| 4. | Wendell Tyler | 73 | 338 | 4.6 | 25 | 2 |
| 5. | Joe Montana | 54 | 296 | 5.5 | 53 | 2 |

INTERCEPTIONS

| NO | NAME | NO | YDS | AVG | LONG | TD |
|----|--------------|----|-----|------|------|----|
| 1. | Ronnie Lott | 8 | 152 | 19.0 | 58t | 2 |
| 2. | Eric Davis | 6 | 50 | 8.3 | 44t | 1 |
| 3. | Dwight Hicks | 3 | 49 | 16.0 | 27 | 0 |
| | Eric Wright | 3 | 25 | 8.3 | 25 | 0 |
| | Riki Ellison | 3 | 20 | 6.7 | 12 | 0 |

SACKS

| NO | NAME | SACKS |
|----|---------------|-------|
| 1. | Charles Haley | 7.5 |
| 2. | Tim Harris | 6.5 |
| | Dwaine Board | 6.5 |
| 4. | Fred Dean | 6.0 |
| 5. | Pierce Holt | 5.0 |



49ERS TEAM NFL PLAYOFF RECORDS

SCORING

Most Points, Game

- 55 vs. Den. (1/28/90), SB
- 49 vs. SD (1/29/95), SB
- 44 vs. Chi. (1/7/95), NFC-D
- 44 vs. NYG (1/15/94), NFC-D

Most Points, Both Teams, Game

- 77 vs. NYG (1/5/03), NFC-WC
- 75 vs. SD (1/29/95), SB
- 68 vs. NO (1/14/12), NFC-D

Fewest Points, Both Teams, Game

- 14 vs. Phi. (12/29/96), NFC-WC, SF 14, Phi. 0
- 17 at Dal. (1/2/72), NFC-CG, Dal. 14, SF 3

Largest Margin of Victory, Game

- 45 vs. Den. (1/28/90), SB, SF 55, Den. 10

TOUCHDOWNS

Most Touchdowns, Game

- 8 vs. Den. (1/28/90), SB
- 7 vs. SD (1/29/95), SB

Most Touchdowns, Both Teams, Game

- 10 vs. NYG (1/5/03), NFC-WC, 49ers 5, NYG 5
- 10 vs. SD (1/29/95), SB, 49ers 7, SD 3

Fewest Touchdowns, Both Teams, Game

- 1 vs. NYG (1/20/91), NFC-CG, Giants 1, 49ers 0

FIELD GOALS

Most Field Goals, Game

- 4 vs. Cin. (1/24/82), SB

Most Field Goals Attempted, Game

- 4 (3x) last vs. LA Rams (1/14/90), NFC-CG

FIRST DOWNS

Most First Downs, Game

- 31 vs. Mia. (1/20/85), SB
- 31 vs. Min. (1/3/98), NFC-D
- 29 vs. LA Rams (1/14/90), NFC-CG

Fewest First Downs, Game

- 9 at NYG (1/4/87), NFC-D
- 9 at Dal. (1/2/72), NFC-CG
- 11 vs. Was. (12/26/71), NFC-D

Most First Downs, Rushing, Game

- 16 vs. Mia. (1/20/85), SB
- 15 vs. Min. (1/3/98), NFC-D
- 14 vs. Den. (1/28/90), SB

Fewest First Downs, Rushing, Game

- 1 (3x) last at TB (1/12/03), NFC-D

Most First Downs, Passing, Game

- 17 (3x) last vs. GB (1/6/96), NFC-D

Fewest First Downs, Passing, Game

- 6 (2x) last vs. Dal. (12/23/72), NFC-D

TOTAL NET YARDS

Most Net Yards Gained, Game

- 537 vs. Mia. (1/20/85), SB
- 461 vs. Den. (1/28/95), SB
- 455 vs. SD (1/29/95), SB

Fewest Net Yards Gained, Game

- 184 vs. NYG (1/4/87), NFC-D
- 196 at GB (1/4/97), NFC-D
- 228 at TB (1/12/03), NFC-D

Net Yards, Combined

- 892 vs. NYG (1/5/03), NFC-WC
- 879 vs. NO (1/14/12), NFC-D
- 851 vs. Mia. (1/20/85), SB
- 835 at Was. (1/8/84), NFC-CG

RUSHING

Most Attempts, Game

- 45 vs. LA Rams (1/14/90), NFC-CG
- 44 vs. Den. (1/28/90), SB
- 41 vs. Min. (1/3/98), NFC-D

Fewest Attempts, Game

- 11 vs. Dal. (1/3/71), NFC-CG
- 13 at TB (1/12/03), NFC-D

Most Rushing Yards, Game

- 211 vs. Mia. (1/20/85), SB
- 201 vs. Min. (1/1/89), NFC-D
- 187 vs. Was. (1/9/93), NFC-D

Fewest Rushing Yards, Game

- 29 at NYG (1/4/87), NFC-D
- 33 vs. GB (1/11/98), NFC-CG
- 39 vs. NYG (1/20/91), NFC-CG

Most Rushing Touchdowns, Game

- 6 vs. NYG (1/15/94), NFC-D
- 5 vs. Chi. (1/7/95), NFC-D

PASSING

Most Attempts, Game

- 65 vs. GB (1/6/96), NFC-D
- 48 at NYG (12/28/85), NFC-WC
- 48 at Was. (1/8/84), NFC-CG

Fewest Attempts, Game

- 19 vs. Was. (12/26/71), NFC-D
- 21 vs. Phi. (12/29/96), NFC-WC

Most Completions, Game

- 32 vs. GB (1/6/96), NFC-D
- 28 vs. NYG (1/5/03), NFC-WC

Fewest Completions, Game

- 10 at Min. (12/26/71), NFC-D
- 12 vs. Dal. (12/23/72), NFC-D

Most Yards Gained, Game

- 356 vs. NYG (1/5/03), NFC-WC
- 347 at Was. (1/8/84), NFC-CG
- 339 vs. Cin. (1/22/89), SB

Fewest Yards Gained, Game

- 128 at GB (1/4/97), NFC-D
- 148 vs. Cin. (1/24/82), SB
- 150 vs. Dal. (12/23/72), NFC-D

Most Sacks Allowed, Game

- 4 (8x) last vs. NO (1/14/12), NFC-D

Most Touchdowns, Game

- 6 vs. SD (1/29/95), SB
- 5 vs. Den. (1/28/90), SB
- 4 vs. Min. (1/6/90), NFC-D

INTERCEPTIONS

Most Interceptions, Game

- 5 vs. Det. (12/31/83), NFC-D
- 4 vs. Min. (1/6/90), NFC-D

PUNTING

Most Punts, Game

- 10 at NYG (1/4/87), NFC-D
- 10 vs. Was. (12/26/71), NFC-D

Fewest Punts, Game

- 1 vs. Dal. (1/17/93), NFC-CG
- 2 (3x) last vs. Chi. (1/7/95), NFC-D

Highest Punting Average, Game (4+ punts)

- 49.5 vs. NO (1/14/12), NFC-D
- 47.3 at Atl. (1/9/99), NFC-D

Lowest Punting Average, Game (4+ punts)

- 30.8 vs. Min. (1/6/90), NFC-D

PENALTIES

Most Penalties, Game

- 14 vs. NYG (1/3/82), NFC-D
- 11 vs. NYG (1/4/87), NFC-D

Fewest Penalties, Game

- 0 vs. Chi. (1/8/89), NFC-CG
- 1 vs. Dal. (1/2/72), NFC-CG

Most Yards Penalized, Game

- 145 vs. NYG (1/3/82), NFC-D
- 106 vs. Dal. (1/10/82), NFC-CG
- 75 vs. Min. (1/9/88), NFC-D

Fewest Yards Penalized, Game

- 0 vs. Chi. (1/8/89), NFC-CG
- 10 vs. Mia. (1/20/85), SB

FUMBLES

Most Fumbles, Game

- 6 vs. Det. (12/22/57), NFLP

Most Fumbles Lost, Game

- 3 (3x) last vs. Was. (1/9/93), NFC-D

Most Fumbles Committed by Opponent, Game

- 5 vs. GB (1/4/97), NFC-D

Most Fumbles Lost by Opponent, Game

- 3 vs. NO (1/14/12), NFC-D
- 3 vs. Dal. (12/23/72), NFC-D
- 3 vs. Det. (12/22/57), NFLP

TURNOVERS

Most Turnovers, Game

- 6 vs. Dal. (1/10/82), NFC-CG

KICK RETURNS

Most Kickoff Returns, Game

- 8 vs. Min. (1/9/88), NFC-D
- 7 vs. NYG (1/5/03), NFC-WC
- 7 at NYG (1/4/87), NFC-D

Most Kickoff Return Yards, Game

- 162 at TB (1/12/03), NFC-D
- 146 at Dal. (12/23/72), NFC-D

Most Kickoff Returns Allowed, Game

- 9 vs. Den. (1/28/90), SB
- 8 vs. SD (1/29/95), SB

Most Kickoff Return Yards Allowed, Game

- 242 vs. SD (1/29/95), SB
- 196 vs. Den. (1/28/90), SB

Punt Returns, Game

- 5 (2x) last vs. Mia. (1/20/85), SB

Punt Return Yards, Game

- 69 vs. Chi. (1/6/85), NFC-CG
- 69 at Min. (12/27/70), NFC-D

Punt Returns Allowed, Game

- 7 at NYG (1/4/87), NFC-D

Punt Return Yards Allowed, Game

- 117 at GB (1/4/97), NFC-D

SACKS

Most Sacks Made, Game

- 9 vs. Chi. (1/6/85), NFC-CG
- 6 (4x) last vs. Den. (1/28/90), SB

Most Sacks Allowed, Game

- 4 (8x) last vs. NO (1/14/12), NFC-D

NFC-WC: NFC Wild Card; **NFC-D:** NFC Divisional
Playoff; **NFC-CG:** NFC Championship;
NFLP – NFL Playoff Game; **SB:** Super Bowl
* denotes NFL playoff record



49ERS POSTSEASON GAME SUMMARIES

1957

Detroit Lions 31, 49ers 27
NFL Divisional Playoff
December 22 at Kezar Stadium
(San Francisco, CA)

San Francisco made its first playoff appearance as an NFL team a memorable one, but came up a bit short against the Detroit Lions at venerable Kezar Stadium. QB Y.A. Tittle completed 18-of-31 passes for 248 yards and three touchdowns for the 49ers. Tittle connected with HB R.C. Owens on a 34-yard scoring toss to record the first ever postseason touchdown for San Francisco. He also had touchdown connections with RB Hugh McElhenny and WR Billy Wilson. McElhenny caught six passes for a game-high 96 yards and rushed for 82 yards on 14 carries.

| | | | | | | |
|--------------|----|----|----|----|---|----|
| Lions | 0 | 7 | 14 | 10 | - | 31 |
| 49ers | 14 | 10 | 3 | 0 | - | 27 |

- 49ers—Owens 34 pass from Tittle (Soltau kick)
- 49ers—McElhenny 47 pass from Tittle (Soltau kick)
- Lions—Junker 4 pass from Rote (Martin kick)
- 49ers—Wilson 12 pass from Tittle (Soltau kick)
- 49ers—Soltau 25 FG
- 49ers—Soltau 10 FG
- Lions—Tracy 2 run (Martin kick)
- Lions—Tracy 58 run (Martin kick)
- Lions—Gedman 3 run (Martin kick)
- Lions—Martin 14 FG

1970

49ers 17, Minnesota 14
NFC Divisional Playoff
December 27 at Metropolitan Stadium
(Bloomington, MN)

QB John Brodie scored on a one-yard run with just under two minutes remaining to provide the difference as the 49ers claimed a 17-14 decision over Minnesota at a frigid Metropolitan Stadium. San Francisco was trailing 7-0 in the first quarter when Brodie connected with WR Dick Witcher on a 24-yard scoring toss. Brodie completed 16-of-32 passes for 201 yards and one touchdown.

| | | | | | | |
|----------------|---|---|---|---|---|----|
| 49ers | 7 | 3 | 0 | 7 | - | 17 |
| Vikings | 7 | 0 | 0 | 7 | - | 14 |

- Vikings—Krause 22 fumble recovery (Cox kick)
- 49ers—Witcher 24 pass from Brodie (Gossett kick)
- 49ers—Gossett 40 FG
- 49ers—Brodie 1 run (Gossett kick)
- Vikings—Washington 24 pass from Cuozzo (Cox kick)

1970

Dallas Cowboys 17, 49ers 10
NFC Championship
January 3 at Kezar Stadium
(San Francisco, CA)

QB John Brodie passed for 262 yards and one touchdown, but it wasn't enough as the Cowboys advanced to Super Bowl V with a 17-10 win over the 49ers at Kezar Stadium. RB Duane Thomas rushed for 143 yards and scored on a 13-yard run in the third quarter to put Dallas ahead 10-3. Later in the quarter QB Craig Morton connected with RB Walt Garrison on a five-yard toss to put the Cowboys up 17-3. San Francisco would add to its final score on its next possession with a 26-yard Brodie-to-WR Dick Witcher touchdown, capping an eight-play, 73-yard drive.

| | | | | | | |
|----------------|---|---|----|---|---|----|
| Cowboys | 0 | 3 | 14 | 0 | - | 17 |
| 49ers | 3 | 0 | 7 | 0 | - | 10 |

- 49ers—Gossett 16 FG
- Cowboys—Clark 21 FG
- Cowboys—Thomas 13 run (Clark kick)
- Cowboys—Garrison 5 pass from Morton (Clark kick)
- 49ers—Witcher 26 pass from Brodie (Gossett kick)

1971

49ers 24, Washington Redskins 20
NFC Divisional Playoff
December 26 at Candlestick Park
(San Francisco, CA)

QB John Brodie completed 10-of-19 passes for 176 yards and two touchdowns as San Francisco advanced to the NFC Championship Game with a 24-20 win over Washington at a wet and windy Candlestick Park. Brodie hit WR Gene Washington on a 78-yard play for his first touchdown of the game that helped tie the score at 10-10. On the next 49ers possession Brodie connected with WR Bob Windsor on a two-yard toss into the corner of the end zone that led to a 17-10 lead. The 49ers would insure the victory when DT Bob Hoskins pounced on an errant snap from center and recovered it for a touchdown with just under three minutes remaining in the game. LB Frank Nunley led the defensive effort with 11 tackles and a blocked field goal.

| | | | | | | |
|-----------------|---|---|----|---|---|----|
| Redskins | 7 | 3 | 3 | 7 | - | 20 |
| 49ers | 0 | 3 | 14 | 7 | - | 24 |

- Redskins—Smith 5 pass from Kilmer (Knight kick)
- 49ers—Gossett 23 FG
- Redskins—Knight 40 FG
- 49ers—Washington 78 pass from Brodie (Gossett kick)
- 49ers—Windsor 2 pass from Brodie (Gossett kick)
- Redskins—Knight 36 FG
- 49ers—Hoskins rec. fumble in end zone (Gossett kick)
- Redskins—Brown 16 pass from Kilmer (Knight kick)

Dallas Cowboys 14, 49ers 3
NFC Championship
January 2 at Texas Stadium
(Irving, TX)

San Francisco and Dallas combined for just 483 yards of total offense in a low-scoring affair at Texas Stadium. The Cowboys received rushing touchdowns from RB Calvin Hill and RB Duane Thomas as they posted a 14-3 win and earned a bid to Super Bowl VI. San Francisco was paced offensively by RB Vic Washington with 86 yards of total offense. QB John Brodie completed 14-of-30 passes for 184 yards, but was intercepted three times. DE Cedrick Hardman had a big game with 12 tackles, including two sacks. DE Tommy Hart and LB Frank Nunley had 11 tackles each.

| | | | | | | |
|----------------|---|---|---|---|---|----|
| 49ers | 0 | 0 | 3 | 0 | - | 3 |
| Cowboys | 0 | 7 | 0 | 7 | - | 14 |

- Cowboys—Hill 1 run (Clark kick)
- 49ers—Gossett 28 FG
- Cowboys—D. Thomas 2 run (Clark kick)

1972

Dallas Cowboys 30, 49ers 28
NFC Divisional Playoff
December 23 at Candlestick Park
(San Francisco, CA)

QB Roger Staubach came off the bench to rally the Dallas Cowboys with two touchdown passes in the closing minutes of regulation to post a 30-28 come-from-behind win over the 49ers. Staubach connected with WR Billy Parks on a 20-yard touchdown with 1:30 remaining in the game. On the ensuing onside kick the Cowboys recovered and three plays later Staubach connected with WR Ron Sellers for the game winner. The outcome overshadowed several sparkling individual efforts for the 49ers. RB Vic Washington set a club record with his 97-yard touchdown return on the opening kickoff. RB Larry Schreiber also established a then club record by scoring three rushing touchdowns. LB Ed Beard led the Niners defense with 10 tackles while DE Cedrick Hardman added three sacks.

| | | | | | | |
|----------------|---|----|---|----|---|----|
| Cowboys | 3 | 10 | 0 | 17 | - | 30 |
| 49ers | 7 | 14 | 7 | 0 | - | 28 |

- 49ers—Washington 97 kickoff return (Gossett kick)
- Cowboys—Fritsch 37 FG
- 49ers—Schreiber 1 run (Gossett kick)
- 49ers—Schreiber 1 run (Gossett kick)
- Cowboys—Fritsch 45 FG
- Cowboys—Alworth 28 pass from Morton (Fritsch kick)
- 49ers—Schreiber 1 run (Gossett kick)
- Cowboys—Fritsch 27 FG
- Cowboys—Parks 20 pass from Staubach (Fritsch kick)
- Cowboys—Sellers 10 pass from Staubach (Fritsch kick)



1981

49ers 38, New York Giants 24
NFC Divisional Playoff
January 3 at Candlestick Park
(San Francisco, CA)

San Francisco returned to the playoffs for the first time since 1972 and posted its first postseason win since 1971 with a 38–24 triumph over the visiting New York Giants. Aiding the 49ers cause was CB Ronnie Lott, who intercepted two passes, including one he returned 20 yards for a touchdown, and recorded five tackles. Offensively, the Niners were paced by QB Joe Montana, who completed 20–of–31 passes for 304 yards and two touchdowns. Montana hit TE Charle Young on an eight–yard toss in the first quarter and connected with WR Freddie Solomon on a 58–yard strike in the second. Solomon finished the day with six receptions for 107 yards. He was joined by WR Dwight Clark who had five receptions for 104 yards.

| | | | | | | |
|---------------|---|----|---|----|---|----|
| Giants | 7 | 3 | 7 | 7 | – | 24 |
| 49ers | 7 | 17 | 0 | 14 | – | 38 |

- 49ers— Young 8 pass from Montana (Wersching kick)
- Giants— Gray 72 pass from Brunner (Danelo kick)
- 49ers— Wersching 22 FG
- 49ers— Solomon 58 pass from Montana (Wersching kick)
- 49ers— Patton 25 run (Wersching kick)
- Giants— Danelo 48 FG
- Giants— Perkins 59 pass from Brunner (Danelo kick)
- 49ers— Ring 3 run (Wersching kick)
- 49ers— Lott 20 interception (Wersching kick)
- Giants— Perkins 17 pass from Brunner (Danelo kick)

49ers 28, Dallas Cowboys 27
NFC Championship
January 10 at Candlestick Park
(San Francisco, CA)

In the most memorable playoff game to date, the 49ers and Cowboys staged an epic battle. In what was a fitting end for some and a heartbreaking one for others, it was the 49ers who came out on top 28–27. QB Joe Montana capped a brilliant day with a six–yard touchdown pass to WR Dwight Clark late in the fourth quarter to overcome a six–point deficit. “The Catch,” as it would come to be known, capped a 13–play, 89–yard drive that took over four minutes off the clock. Montana finished the day with 286 yards on 22–of–35 passing and three touchdowns. Clark posted eight receptions for 120 yards and two touchdowns.

| | | | | | | |
|----------------|----|---|---|----|---|----|
| Cowboys | 10 | 7 | 0 | 10 | – | 27 |
| 49ers | 7 | 7 | 7 | 7 | – | 28 |

- 49ers— Solomon 8 pass from Montana (Wersching kick)
- Cowboys— Septien 44 FG
- Cowboys— Hill 26 pass from White (Septien kick)
- 49ers— Clark 20 pass from Montana (Wersching kick)
- Cowboys— Dorsett 5 run (Septien kick)
- 49ers— Davis 2 run (Wersching kick)
- Cowboys— Septien 22 FG
- Cowboys— Cosbie 21 pass from White (Septien kick)
- 49ers— Clark 6 pass from Montana (Wersching kick)

49ers 26, Cincinnati Bengals 21
Super Bowl XVI
January 24 at Silverdome
(Pontiac, MI)

QB Joe Montana accounted for two first half touchdowns and K Ray Wersching added two field goals as San Francisco built a 20–0 lead at the half and held on for a 26–21 victory over the Bengals for its first Super Bowl Championship. Montana scored on a one–yard run in the first quarter and in the second he led the team on a 12–play, 92–yard drive that resulted in an 11–yard scoring toss to FB Earl Cooper. For the game, Montana completed 14–of–22 passes for 157 yards. Wersching also had an impressive outing. The veteran kicker connected on all four field goal attempts in the game, hitting from 22, 26, 40 and 23 yards. The 49ers defense kept the potent Bengals attack in check for much of the game. Cincinnati QB Ken Anderson warmed up in the second half with three touchdowns, two of them on pass plays to TE Dan Ross, but two fourth quarter field goals by Wersching put the game out of reach. LB Jack Reynolds keyed the 49ers defense with seven tackles and one sack. LB Bob Leopold also recorded seven tackles and NT Archie Reese added six stops.

| | | | | | | |
|----------------|---|----|---|----|---|----|
| 49ers | 7 | 13 | 0 | 6 | – | 26 |
| Bengals | 0 | 0 | 7 | 14 | – | 21 |

- 49ers— Montana 1 run (Wersching kick)
- 49ers— Cooper 11 pass from Montana (Wersching kick)
- 49ers— Wersching 22 FG
- 49ers— Wersching 26 FG
- Bengals— Anderson 5 run (Breech kick)
- Bengals— Ross 4 pass from Anderson (Breech kick)
- 49ers— Wersching 40 FG
- 49ers— Wersching 23 FG
- Bengals— Ross 3 pass from Anderson (Breech kick)

- Lions— Murray 37 FG
- 49ers— Craig 1 run (Wersching kick)
- 49ers— Tyler 2 run (Wersching kick)
- Lions— Murray 21 FG
- Lions— Murray 54 FG
- 49ers— Wersching 19 FG
- Lions— Sims 11 run (Murray kick)
- Lions— Sims 3 run (Murray kick)
- 49ers— Solomon 14 pass from Montana (Wersching kick)

Washington Redskins 24, 49ers 21
NFC Championship
January 8 at RFK Stadium
(Washington, DC)

Mark Moseley connected on a 25–yard field goal with 40 seconds remaining to hand San Francisco a heartbreaking 24–21 defeat in the NFC Championship Game at RFK Stadium. The defeat was especially hard to swallow after the 49ers fought back from a 21–0 deficit with 21 fourth–quarter points. QB Joe Montana hit WR Mike Wilson on a five–yard scoring strike 30 seconds into the fourth, snapping the shutout. On the next 49ers possession, Montana hit WR Freddie Solomon on a 76–yard bomb to pull within seven at 21–14. The Redskins went three–and–out on their next possession, which led to another Montana–to–Wilson touchdown and a tie ballgame. Unfortunately for the 49ers, the Redskins would launch a six–minute drive that led to the Moseley field goal and the end of the season. Montana finished the game with his typically excellent numbers: 27–of–48 for 347 yards and three touchdowns. Solomon caught eight passes for 106 yards and one touchdown. DT Pete Kugler led the defensive charge with 10 tackles. He was joined by S Carlton Williamson with eight tackles and LBs Riki Ellison and Keena Turner had six stops each.

| | | | | | | |
|-----------------|---|---|----|----|---|----|
| 49ers | 0 | 0 | 0 | 21 | – | 21 |
| Redskins | 0 | 7 | 14 | 3 | – | 24 |

- Redskins— Riggins 4 run (Moseley kick)
- Redskins— Riggins 1 run (Moseley kick)
- Redskins— Brown 70 pass from Theismann (Moseley kick)
- 49ers— Wilson 5 pass from Montana (Wersching kick)
- 49ers— Solomon 76 pass from Montana (Wersching kick)
- 49ers— Wilson 12 pass from Montana (Wersching kick)
- Redskins— Moseley 25 FG

1983

49ers 24, Detroit Lions 23
NFC Divisional Playoff
December 31 at Candlestick Park
(San Francisco, CA)

WR Freddie Solomon caught a 14–yard touchdown pass from QB Joe Montana with two minutes remaining to give San Francisco a 24–23 win over the visiting Detroit Lions and earn a berth in the NFC Championship Game. San Francisco’s defense kept the team alive on several occasions, intercepting Detroit QB Gary Danielson five times. LB Riki Ellison had two interceptions while LB Keena Turner, S Dwight Hicks and CB Ronnie Lott had one apiece. RB Wendell Tyler and RB Roger Craig each scored a touchdown for San Francisco. Tyler rushed for 74 yards on 17 carries and also caught two passes for 15 yards. Craig led the Niners in receiving with seven receptions for 61 yards.

| | | | | | | |
|--------------|---|---|---|----|---|----|
| Lions | 3 | 6 | 0 | 14 | – | 23 |
| 49ers | 7 | 7 | 3 | 7 | – | 24 |



1984

49ers 21, New York Giants 10
NFC Divisional Playoff
December 29 at Candlestick Park
(San Francisco, CA)

QB Joe Montana rushed for 63 yards, passed for 309 yards and the 49ers earned a date in the NFC Championship Game with a 21–10 win over the New York Giants. San Francisco drew first blood when Montana hooked up with his favorite target, WR Dwight Clark, on a 21–yard scoring toss just three minutes into the first quarter. Clark would finish the day with 112 yards on nine receptions. On the Giants next possession, it was S Ronnie Lott who intercepted a QB Phil Simms pass and returned it 38 yards to the New York 12–yard line. Two plays later, Montana hit TE Russ Francis on a nine–yard strike to extend the lead to 14–0. New York would pull within three following LB Harry Carson’s interception and touchdown return off a tipped Montana pass seven minutes into the second quarter. Three minutes later, the 49ers answered when Montana hit WR Freddie Solomon on a 29–yard scoring completion to put San Francisco up 21–10. DE Fred Dean recorded seven tackles and two sacks for the inspired 49ers defense. LB Jack Reynolds added five tackles.

| | | | | | | |
|---------------|----|----|---|---|---|----|
| Giants | 0 | 10 | 0 | 0 | – | 10 |
| 49ers | 14 | 7 | 0 | 0 | – | 21 |

49ers— Clark 21 pass from Montana (Wersching kick)
 49ers— Francis 9 pass from Montana (Wersching kick)
 Giants— Haji–Sheikh 46 FG
 Giants— Carson 14 interception return (Haji–Sheikh kick)
 49ers— Solomon 29 pass from Montana (Wersching kick)

49ers 23, Chicago Bears 0
NFC Championship
January 6 at Candlestick Park
(San Francisco, CA)

San Francisco advanced to Super Bowl XIX with a 23–0 win over the visiting Chicago Bears. The story of the day was the 49ers defense that recorded nine sacks and held the Bears to 186 yards of total offense. Leading the charge for the defense were DE Gary Johnson and DT Michael Carter. Neither Johnson nor Carter were starters in the game, yet they led the squad with two sacks and six tackles each. LB Riki Ellison recorded a team–high eight tackles. Offensively, San Francisco was led by QB Joe Montana and RB Wendell Tyler. Montana threw for 233 yards and one touchdown, a 10–yard toss to WR Freddie Solomon in the fourth quarter. Tyler had 68 yards on 10 carries and scored on a nine–yard jaunt early in the third quarter.

| | | | | | | |
|--------------|---|---|---|----|---|----|
| Bears | 0 | 0 | 0 | 0 | – | 0 |
| 49ers | 3 | 3 | 7 | 10 | – | 23 |

49ers— Wersching 21 FG
 49ers— Wersching 22 FG
 49ers— Tyler 9 run (Wersching kick)
 49ers— Solomon 10 pass from Montana (Wersching kick)
 49ers— Wersching 34 FG

49ers 38, Miami Dolphins 16
Super Bowl XIX
January 20 at Stanford Stadium
(Palo Alto, CA)

QB Joe Montana passed for 331 yards and accounted for four touchdowns to lead San Francisco to a 38–16 win over the Miami Dolphins. For his efforts, Montana was named Super Bowl MVP for the second time in his career. The game was played at nearby Stanford Stadium in Palo Alto in front of 84,059 fans. Montana’s first touchdown of the day came on a 33–yard strike to RB Carl Monroe late in the first quarter. He followed that with an eight–yard scoring toss to RB Roger Craig in the second quarter. On the next 49ers possession, Montana added his third score of the day, this time taking it in himself on a six–yard run. His fourth and final score came on a 16–yard pass to Craig midway through the third quarter. Craig also had an impressive day totaling 135 yards of total offense and added two scores. San Francisco rolled up an impressive 537 yards of total offense in the game, including 211 rushing yards. S Carlton Williamson and CB Eric Wright each intercepted a QB Dan Marino pass. LB Keena Turner led the team with six tackles.

| | | | | | | |
|-----------------|----|----|----|---|---|----|
| Dolphins | 10 | 6 | 0 | 0 | – | 16 |
| 49ers | 7 | 21 | 10 | 0 | – | 38 |

Dolphins— von Schamann 37 FG
 49ers— Monroe 33 pass from Montana (Wersching kick)
 Dolphins— Johnson 2 pass from Marino (von Schamann kick)
 49ers— Craig 8 pass from Montana (Wersching kick)
 49ers— Montana 6 run (Wersching kick)
 49ers— Craig 2 run (Wersching kick)
 Dolphins— von Schamann 31 FG
 Dolphins— von Schamann 30 FG
 49ers— Wersching 27 FG
 49ers— Craig 16 pass from Montana (Wersching kick)

1985

New York Giants 17, 49ers 3
NFC Wild Card
December 28 at Giants Stadium
(Meadowlands, NJ)

San Francisco posted more yards of total offense than the host Giants, yet it wasn’t enough as New York rolled up a 17–3 win in the NFC Wild Card Game. QB Joe Montana completed 26–of–47 passes for 296 yards for the 49ers in the losing effort. WR Dwight Clark caught a postseason career–high eight passes for 120 yards. The Giants were led by RB Joe Morris who gained 141 yards on the ground and QB Phil Simms who passed for 181 yards and two touchdowns. Defensively, San Francisco was paced by LB Keena Turner with seven tackles and S Ronnie Lott, who added five stops.

| | | | | | | |
|---------------|---|---|---|---|---|----|
| 49ers | 0 | 3 | 0 | 0 | – | 3 |
| Giants | 3 | 7 | 7 | 0 | – | 17 |

Giants— Schubert 47 FG
 Giants— Bavaro 18 pass from Simms (Schubert kick)
 49ers— Wersching 21 FG
 Giants— Hasselbeck 3 pass from Simms (Schubert kick)

1986

New York Giants 49, 49ers 3
NFC Divisional Playoff
January 4 at Giants Stadium
(Meadowlands, NJ)

QB Phil Simms threw four touchdown passes and RB Joe Morris rushed for 159 yards as the New York Giants defeated San Francisco for the second consecutive season in a playoff game at Giants Stadium. San Francisco was held to 29 yards on the ground and 184 yards of total offense by a Giants defense led by LB Lawrence Taylor and LB Harry Carson. Carson posted nine tackles and Taylor returned an interception 34 yards for a touchdown. Simms threw four touchdown passes and Morris rushed for 159 yards and two scores to lead a potent New York offense.

| | | | | | | |
|---------------|---|----|----|---|---|----|
| 49ers | 3 | 0 | 0 | 0 | – | 3 |
| Giants | 7 | 21 | 21 | 0 | – | 49 |

Giants— Bavaro 24 pass from Simms (Allegre kick)
 49ers— Wersching 26 FG
 Giants— Morris 45 run (Allegre kick)
 Giants— Johnson 15 pass from Simms (Allegre kick)
 Giants— Taylor 34 interception return (Allegre kick)
 Giants— McConkey 28 pass from Simms (Allegre kick)
 Giants— Mowat 29 pass from Simms (Allegre kick)
 Giants— Morris 2 run (Allegre kick)

1987

Minnesota Vikings 36, 49ers 24
NFC Divisional Playoff
January 9 at Candlestick Park
(San Francisco, CA)

Minnesota WR Anthony Carter and K Chuck Nelson each established NFL postseason records as the Vikings posted a 36–24 win over hometown San Francisco at Candlestick Park. Carter caught 10 passes from QB Wade Wilson for an NFL postseason record 227 yards. Carter broke the old record of 198 yards that was set by E Tom Fears of the Los Angeles Rams in 1950 against the Chicago Bears. Nelson set his record by kicking five field goals, breaking the old mark of four that was done eight times. San Francisco was led offensively by QB Steve Young, who spelled QB Joe Montana early in the second half. Young completed 12–of–17 passes for 158 yards and one touchdown. He also ran for a team–high 72 yards on six carries and had a five–yard touchdown run.

| | | | | | | |
|----------------|---|----|----|---|---|----|
| Vikings | 3 | 17 | 10 | 6 | – | 36 |
| 49ers | 3 | 0 | 14 | 7 | – | 24 |

Vikings— Nelson 21 FG
 49ers— Wersching 43 FG
 Vikings— Hilton 7 pass from Wilson (Nelson kick)
 Vikings— Nelson 23 FG
 Vikings— Rutland 45 interception return (Nelson kick)
 49ers— Fuller 48 interception return (Wersching kick)
 Vikings— Jones 5 pass from Wilson (Nelson kick)
 49ers— Young 5 run (Wersching kick)
 Vikings— Nelson 40 FG
 Vikings— Nelson 46 FG
 49ers— Frank 16 pass from Young (Wersching kick)
 Vikings— Nelson 23 FG



1988

49ers 34, Minnesota Vikings 9
NFC Divisional Playoff
January 1 at Candlestick Park
(San Francisco, CA)

RB Roger Craig and WR Jerry Rice entered the NFL record books as the 49ers advanced to the NFC Championship Game with a convincing 34–9 win over the visiting Minnesota Vikings at Candlestick. Rice set a record, that he shares with five other players, with three touchdown receptions. He scored on receptions of two, four and 11 yards, all thrown by QB Joe Montana. Rice closed the day with five receptions for 61 yards. Craig entered the record book courtesy of his 80–yard touchdown run in the fourth quarter. The run was the longest touchdown run and the longest run from scrimmage in team postseason history. Craig broke the old record established by RB Marcus Allen with his 74–yard touchdown run against the Washington Redskins in 1983. Craig finished the day with 135 yards on 21 carries and two touchdowns. The 49ers defense also posted a strong day, recording six sacks, two interceptions and one fumble recovery. S Ronnie Lott had a big day with four tackles, two interceptions and three passes defended. DE Larry Roberts recorded two and a half sacks.

| | | | | | | |
|----------------|---|----|---|----|---|----|
| Vikings | 3 | 0 | 6 | 0 | – | 9 |
| 49ers | 7 | 14 | 0 | 13 | – | 34 |

- Vikings— Nelson 47 FG
- 49ers— Rice 2 pass from Montana (Cofer kick)
- 49ers— Rice 4 pass from Montana (Cofer kick)
- 49ers— Rice 11 pass from Montana (Cofer kick)
- Vikings— H. Jones 5 pass from Wilson (Nelson kick)
- 49ers— Craig 4 run (Cofer kick)
- 49ers— Craig 80 run (Cofer kick)

49ers 28, Chicago Bears 3
NFC Championship
January 8 at Soldier Field
(Chicago, IL)

Game time temperatures were in the teens and the wind chill was 26 below zero, but the San Francisco 49ers were hot, as they rolled to a 28–3 win over the Chicago Bears at Soldier Field. QB Joe Montana hit WR Jerry Rice on a 61–yard scoring toss in the first quarter and a 27–yard scoring toss in the second as the 49ers took a 14–3 lead into the half. In the third quarter, it was again the mastery of Montana, who connected with TE John Frank on a five–yard touchdown pass to extend the lead to 21–3. FB Tom Rathman capped a solid day with a four–yard burst into the end zone with 8:07 remaining in the fourth quarter. Rathman finished with 36 yards rushing and caught five passes for 51 yards. The San Francisco defensive charge was led by LB Mike Walter, who posted a game–high 11 tackles and forced a fumble. S Jeff Fuller recorded nine tackles and intercepted a pass. Offensively, Rice finished with 11 receptions for 133 yards and two touchdowns while Montana completed 17–of–27 passes for 288 yards.

| | | | | | | |
|--------------|---|---|---|---|---|----|
| 49ers | 7 | 7 | 7 | 7 | – | 28 |
| Bears | 0 | 3 | 0 | 0 | – | 3 |

- 49ers— Rice 61 pass from Montana (Cofer kick)
- 49ers— Rice 27 pass from Montana (Cofer kick)
- Bears— Butler 25 FG
- 49ers— Frank 5 pass from Montana (Cofer kick)
- 49ers— Rathman 4 run (Cofer kick)

49ers 20, Cincinnati Bengals 16
Super Bowl XXIII
January 22 at Joe Robbie Stadium
(Miami, FL)

In what proved to be the most exciting Super Bowl game of the decade, it was the play of a collected veteran that delivered San Francisco its third NFL Championship. QB Joe Montana connected on 23–of–36 passes for 357 yards, but no completion would be more important than his last. The game opened at a stand still with neither team having any ability to move the ball offensively. San Francisco opened the scoring on a 41–yard field goal by K Mike Cofer late in the first quarter. The Bengals responded with K Jim Breech’s 34–yard field goal and the teams headed to the half locked in a 3–3 tie. The third quarter began with the teams trading field goals before the Bengals broke the touchdown drought. Following a 49ers field goal, Cincinnati KR Stanford Jennings took the Cofer kickoff and returned it 93 yards for a touchdown. It didn’t take long for San Francisco to respond. Montana hit WR Jerry Rice for a 31–yard completion and followed that with a swing pass that RB Roger Craig turned into a 40–yard gain. Two plays and 16 seconds later, Montana found Rice in the corner of the end zone for a 10–yard touchdown. An 11–play, 46–yard drive by the Bengals resulted in a 46–yard field goal by Breech, giving Cincinnati a 16–13 lead and leaving the 49ers just 3:20 on the clock. San Francisco received the kickoff and returned it to the 20, but a penalty moved the ball back to the eight–yard line. What happened next is legendary. Montana connected on five consecutive passes to move the ball to the Bengals 35. A holding penalty moved the ball back 10 yards, but Montana responded with a 27–yard completion to Rice and another first down. A quick hit to Craig followed by a timeout left the Niners with second and two from the Bengals 10–yard line. Following the timeout, Montana hit WR John Taylor in the middle of the end zone for a touchdown and San Francisco had its third Super Bowl title of the decade.

| | | | | | | |
|----------------|---|---|----|----|---|----|
| Bengals | 0 | 3 | 10 | 3 | – | 16 |
| 49ers | 3 | 0 | 3 | 14 | – | 20 |

- 49ers— Cofer 41 FG
- Bengals— Breech 34 FG
- Bengals— Breech 43 FG
- 49ers— Cofer 32 FG
- Bengals— Jennings 93 kickoff return (Breech kick)
- 49ers— Rice 14 pass from Montana (Cofer kick)
- Bengals— Breech 40 FG
- 49ers— Taylor 10 pass from Montana (Cofer kick)

1989

49ers 41, Minnesota Vikings 13
NFC Divisional Playoff
January 6 at Candlestick Park
(San Francisco, CA)

QB Joe Montana threw four touchdown passes and RB Roger Craig rushed for 118 yards as the 49ers advanced to the NFC Championship Game with a convincing 41–13 win over the visiting Minnesota Vikings at Candlestick Park. The Vikings opened the scoring on a K Rich Karlis field goal nine minutes into the first quarter, but from that point on it was all San Francisco. The 49ers erupted for 28 consecutive points before halftime to put the game away early. Just 20 seconds after the Vikings initial score, Montana connected with WR Jerry Rice for the first of his four touchdown passes of the afternoon. The play started simply enough before, in true Rice fashion, he turned a seven–yard gain into a 72–yard touchdown. Following an interception by S Chet Brooks, Montana hit TE Brent Jones for an eight–yard touchdown pass and the rout was on. Montana would add touchdown passes to WR John Taylor and another to Rice before handing the game over to reserve QB Steve Young. On the day, Montana completed 17–of–24 passes for 241 yards. The 49ers defense would also contribute a score, courtesy of S Ronnie Lott, who intercepted a QB Tommy Kramer pass and returned it 58 yards for a touchdown.

| | | | | | | |
|----------------|---|----|---|----|---|----|
| Vikings | 3 | 0 | 3 | 7 | – | 13 |
| 49ers | 7 | 20 | 0 | 14 | – | 41 |

- Vikings— Karlis 38 FG
- 49ers— Rice 72 pass from Montana (Cofer kick)
- 49ers— Jones 8 pass from Montana (Cofer kick)
- 49ers— Taylor 8 pass from Montana (kick failed)
- 49ers— Rice 13 pass from Montana (Cofer kick)
- Vikings— Karlis 44 FG
- 49ers— Lott 58 interception return (Cofer kick)
- 49ers— Craig 4 run (Cofer kick)
- Vikings— Fenney 3 run (Karlis kick)

49ers 30, Los Angeles Rams 3
NFC Championship
January 14 at Candlestick Park
(San Francisco, CA)

The 49ers defense intercepted QB Jim Everett three times and held the Los Angeles Rams to 156 yards of total offense as San Francisco earned its fourth trip to the Super Bowl of the decade with a 30–3 win at Candlestick Park in the NFC Championship Game. San Francisco QB Joe Montana was superb in his direction of the 49ers offense, completing 26–of–30 passes for 262 yards and two touchdowns. His first touchdown pass of the game came with 11:27 remaining in the second quarter when he hit TE Brent Jones on a 20–yard strike to give the 49ers a 7–3 lead. CB Tim McKyer intercepted an Everett pass giving the 49ers possession at the Los Angeles 27–yard line. A five–play drive culminated in a one–yard touchdown run by RB Roger Craig. It wouldn’t take long for San Francisco to strike again. Gaining possession with 3:10 remaining in



1990

49ers 28, Washington Redskins 10
NFC Divisional Playoff
January 12 at Candlestick Park
(San Francisco, CA)

the second, Montana calmly directed a 14–play, 97–yard drive that ended with an 18–yard scoring toss to WR John Taylor. K Mike Cofer accounted for the final nine points on three field goals in the second half. Offensively, Montana was joined by Craig, who rushed for 94 yards on 24 carries. WR Jerry Rice caught six passes for 55 yards and FB Tom Rathman added 63 yards rushing and 48 yards receiving.

| | | | | | | |
|--------------|---|----|---|---|---|----|
| Rams | 3 | 0 | 0 | 0 | – | 3 |
| 49ers | 0 | 21 | 3 | 6 | – | 30 |

- Rams— Lansford 23 FG
- 49ers— Jones 20 pass from Montana (Cofer kick)
- 49ers— Craig 1 run (Cofer kick)
- 49ers— Taylor 18 pass from Montana (Cofer kick)
- 49ers— Cofer 28 FG
- 49ers— Cofer 36 FG
- 49ers— Cofer 25 FG

49ers 55, Denver Broncos 10
Super Bowl XXIV
January 28 at Louisiana Superdome
(New Orleans, LA)

WR Jerry Rice scored three touchdowns, FB Tom Rathman scored twice and QB Joe Montana earned his third Super Bowl MVP award as the San Francisco 49ers cruised to their fourth NFL Championship of the decade with a resounding 55–10 win over the Denver Broncos. The game was played before a crowd of 72,919 at the Louisiana Superdome in New Orleans, LA. Rice scored on touchdown catches of 20, 38 and 28 yards en route to a seven–reception, 148–yard outing. Rathman scored his two touchdowns on runs of one and three yards. The real story of the game was the play of Montana. He completed a sensational 22–of–29 passes for 297 yards and five touchdowns. He was masterful in his direction of the 49ers offense, leading the team on scoring drives of 66, 69 and 71 yards. The 49ers defense proved to be as devastating as the offense. San Francisco harassed Denver QB John Elway all game, intercepting him twice and sacking him on six occasions. DE Daniel Stubbs led the way with two sacks and was joined by four others who had one sack each. DE Kevin Fagan had six tackles and LB Matt Millen added five.

| | | | | | | |
|----------------|----|----|----|----|---|----|
| 49ers | 13 | 14 | 14 | 14 | – | 55 |
| Broncos | 3 | 0 | 7 | 0 | – | 10 |

- 49ers— Rice 20 pass from Montana (Cofer kick)
- Broncos— Treadwell 42 FG
- 49ers— Jones 7 pass from Montana (kick failed)
- 49ers— Rathman 1 run (Cofer kick)
- 49ers— Rice 38 pass from Montana (Cofer kick)
- 49ers— Rice 28 pass from Montana (Cofer kick)
- 49ers— Taylor 35 pass from Montana (Cofer kick)
- Broncos— Elway 3 run (Treadwell kick)
- 49ers— Rathman 3 run (Cofer kick)
- 49ers— Craig 1 run (Cofer kick)

QB Joe Montana completed 22–of–31 passes for 274 yards and two touchdowns as San Francisco advanced to the NFC Championship Game with a 28–10 win over the visiting Washington Redskins. The Redskins opened the scoring on a 31–yard touchdown reception from QB Mark Rypien to WR Art Monk. The 49ers answered with a one–yard touchdown run by FB Tom Rathman that capped an eight–play, 74–yard drive to tie the score at 7–7. Washington added a 44–yard field goal by K Chip Lohmiller just before the end of the first quarter to take a 10–7 lead. That would be all of the scoring for the Redskins as the 49ers would reel off 21 consecutive points over the next three quarters. Montana hit WR Jerry Rice on a 10–yard strike to complete a 10–play drive, giving San Francisco its first lead of the game four minutes into the second quarter. Five minutes later, the 49ers would extend their lead to 21–10 thanks to an eight–yard touchdown pass from Montana to WR Mike Sherrard. It was the 49ers defense that would cap the scoring for the day. Following a scoreless third quarter, DT Michael Carter intercepted a Rypien pass that had been tipped by DE Charles Haley and returned it 61 yards for a touchdown. CB Don Griffin and DE Kevin Fagan had seven tackles each to lead the 49ers defense.

| | | | | | | |
|-----------------|----|----|---|---|---|----|
| Redskins | 10 | 0 | 0 | 0 | – | 10 |
| 49ers | 7 | 14 | 0 | 7 | – | 28 |

- Redskins— Monk 31 pass from Rypien (Lohmiller kick)
- 49ers— Rathman 1 run (Cofer kick)
- Redskins— Lohmiller 44 FG
- 49ers— Rice 10 pass from Montana (Cofer kick)
- 49ers— Sherrard 8 pass from Montana (Cofer kick)
- 49ers— Carter 61 interception return (Cofer kick)

New York Giants 15, 49ers 13
NFC Championship
January 20 at Candlestick Park
(San Francisco, CA)

Kickers and defense were the story of the day at Candlestick as the Giants used five field goals from K Matt Bahr and the Giants defense held San Francisco to 39 yards on the ground to defeat the 49ers 15–13. In the first two quarters, it was Bahr and 49ers K Mike Cofer who provided all the scoring. Bahr connected on a pair of field goals from 28 and 42 yards out. Cofer added field goals of 47 and 35 yards, and the teams entered the half in a 6–6 tie. San Francisco opened the scoring in the third quarter on a 61–yard touchdown pass to WR John Taylor from QB Joe Montana to take a 13–6 lead. From that point on, it was all New York and Matt Bahr. Bahr kicked field goals of 46 and 38 yards to pull the Giants within one at 13–12 with 5:47 remaining. San Francisco took over at its own 20–yard line, but five plays later DT Erik Howard forced a 49ers fumble and LB Lawrence Taylor recovered at

the Giants 43–yard line with 2:36 remaining. A pair of QB Jeff Hostetler completions to TE Mark Bavaro and WR Stephen Baker had the Giants in field goal range at the 49ers 29–yard line with 1:10 remaining in the contest. Three plays later Bahr added his fifth field goal of the day, this one from 42 yards away, as time expired. Montana completed 18–of–26 passes for 190 yards and one touchdown. Taylor caught two passes for 75 yards, including the 61–yard touchdown. WR Jerry Rice added five catches for 54 yards. Defensively, San Francisco was led by LB Bill Romanowski's seven tackles. DT Jim Burt, DT Pierce Holt and DE Charles Haley added one sack each.

| | | | | | | |
|---------------|---|---|---|---|---|----|
| Giants | 3 | 3 | 3 | 6 | – | 15 |
| 49ers | 3 | 3 | 7 | 0 | – | 13 |

- 49ers— Cofer 47 FG
- Giants— Bahr 28 FG
- Giants— Bahr 42 FG
- 49ers— Cofer 35 FG
- 49ers— Taylor 61 pass from Montana (Cofer kick)
- Giants— Bahr 46 FG
- Giants— Bahr 38 FG
- Giants— Bahr 42 FG

1992

49ers 20, Washington Redskins 13
NFC Divisional Playoff
January 9 at Candlestick Park
(San Francisco, CA)

QB Steve Young threw for 227 yards, including two touchdown passes, and rushed for an additional 73 yards to lead San Francisco to a hard fought 20–13 win over the visiting Redskins at Candlestick Park. Young tossed a five–yard touchdown pass to WR John Taylor to open the scoring at the 11:48 mark of the first quarter. The teams traded field goals, and then Young hit TE Brent Jones on a 16–yard scoring strike and K Mike Cofer added the extra point to give San Francisco a 17–3 lead at halftime. The Redskins answered with 10 consecutive points on a K Chip Lohmiller field goal and a QB Mark Rypien one–yard touchdown plunge to cut the 49ers lead to 17–13. The locals responded with a 14–play, 59–yard drive that resulted in a 33–yard Cofer field goal with 2:22 remaining. The San Francisco defense did the rest, sacking Rypien four times on its final drive before forcing the Redskins to turn the ball over on downs. DT Pierce Holt had four tackles, including three sacks, to pace a determined Niners defense. CB Don Griffin posted a team–high six stops in the victory.

| | | | | | | |
|-----------------|---|----|---|---|---|----|
| Redskins | 3 | 0 | 3 | 7 | – | 13 |
| 49ers | 7 | 10 | 0 | 3 | – | 20 |

- 49ers— Taylor 5 pass from Young (Cofer kick)
- Redskins— Lohmiller 19 FG
- 49ers— Cofer 23 FG
- 49ers— Jones 16 pass from Young (Cofer kick)
- Redskins— Lohmiller 32 FG
- Redskins— Rypien 1 run (Lohmiller kick)
- 49ers— Cofer 33 FG



1992

Dallas Cowboys 30, 49ers 20
NFC Championship
January 17 at Candlestick Park
(San Francisco, CA)

QB Troy Aikman completed 24-of-34 passes for 322 yards and two touchdowns as the Cowboys claimed a 30-20 win over the 49ers. The game was played before 64,920 fans at a rainy Candlestick Park. Dallas opened the scoring with a 20-yard field goal by K Lin Elliott. The 49ers answered with a one-yard run by QB Steve Young to take a 7-3 lead after the first quarter. Cowboy RB Emmitt Smith scored the first of his two touchdowns on a four-yard run at the 5:05 mark of the second quarter to put Dallas up 10-7. San Francisco tied the score three minutes later on a 28-yard field goal by K Mike Cofer. FB Daryl Johnston scored the first points of the second half on a three-yard run at the 10:45 mark of the third quarter to put the Cowboys ahead 17-10. Cofer added a field goal for the 49ers to make the score 17-13 heading into the fourth quarter. It was a battle between Aikman and Young in the fourth. Aikman hit Smith on a 16-yard scoring strike at the 12:25 mark, extending the Dallas lead to 24-13. Young answered back with a nine play, 93-yard drive resulting in a five-yard scoring toss to WR Jerry Rice to trim the Cowboys lead to 24-20. It didn't take long for Dallas to respond. On a first and 10 from their own 21, Aikman hit WR Alvin Harper on a crossing pattern that Harper turned into a 70-yard completion. Three plays later Aikman hit WR Kelvin Martin for a six-yard touchdown to secure the win. Rice had an outstanding day receiving, finishing with eight catches for 123 yards and one touchdown. Young completed 25-of-35 passes for 313 yards and one touchdown. CB Eric Davis had six tackles to lead the 49ers defense. DT Ted Washington and DE Kevin Fagan had two sacks each.

| | | | | | | |
|----------------|---|---|---|----|---|----|
| Cowboys | 3 | 7 | 7 | 13 | - | 30 |
| 49ers | 7 | 3 | 3 | 7 | - | 20 |

- Cowboys— Elliott 20 FG
- 49ers— Young 1 run (Cofer kick)
- Cowboys— Smith 4 run (Elliott kick)
- 49ers— Cofer 28 FG
- Cowboys— Johnston 3 run (Elliott kick)
- 49ers— Cofer 42 FG
- Cowboys— Smith 16 pass from Aikman (Elliott kick)
- 49ers— Rice 5 pass from Young (Cofer kick)
- Cowboys— Martin 6 pass from Aikman (kick blocked)

1993

49ers 44, New York Giants 3
NFC Divisional Playoff
January 15 at Candlestick Park
(San Francisco, CA)

It was a wattered down 49ers attack at Candlestick Park as RB Ricky Watters established an NFL single-game playoff record with five rushing touchdowns in the 44-3 win over the visiting New York Giants. Watters scored on runs of one, one, two, six and two yards as he compiled 118 rushing yards on 24 carries. He also caught a team-high five passes for 46 yards from QB Steve Young, who finished the day completing 17-of-22 passes for 226 yards in the victory. The 49ers defense stepped up their play in the win as well. New York was held to 194 total yards, with only 41 yards rushing. DT Dana Stubblefield had two sacks and LB Bill Romanowski added a team-high five tackles. The game was marked by several milestone events: Attendance of 67,143 set a 49ers and Candlestick Park record (since broken), 44 points are most scored by 49ers in an NFC Playoff Game, Watters sets NFL single-game record for postseason rushing touchdowns (5), postseason touchdowns (5) and points scored (30).

| | | | | | | |
|---------------|---|----|----|---|---|----|
| Giants | 0 | 3 | 0 | 0 | - | 3 |
| 49ers | 9 | 14 | 14 | 7 | - | 44 |

- 49ers— Watters 1 run (kick failed)
- 49ers— Cofer 29 FG
- 49ers— Watters 1 run (Cofer kick)
- 49ers— Watters 2 run (Cofer kick)
- Giants— Treadwell 25 FG
- 49ers— Watters 6 run (Cofer kick)
- 49ers— Watters 2 run (Cofer kick)
- 49ers— Logan 2 run (Cofer kick)

Dallas Cowboys 38, 49ers 21
NFC Championship
January 23 at Texas Stadium
(Irving, TX)

The Cowboys broke a 7-7 tie by scoring 21 unanswered points in the second quarter and that proved to be the difference in their 38-21 win over the visiting 49ers. The game was played before 64,902 at Texas Stadium. The Cowboys opened the scoring on a five-yard touchdown run by RB Emmitt Smith at 8:14 of the first quarter. San Francisco responded with a seven-yard touchdown reception by FB Tom Rathman from QB Steve Young early in the second quarter to tie the score. That would be as close as the 49ers would get, as Dallas answered with a 21-point outburst in the final 10 minutes of the second quarter to take a 28-7 halftime lead. San Francisco scored its second touchdown of the game at the 5:47 mark of the third quarter. RB Ricky Watters capped a six-play, 43-yard drive with a four-yard scamper into the end zone. Dallas sealed the game by scoring 10 consecutive points on a 42-yard touchdown reception by WR Alvin Harper from reserve QB Bernie Kosar and adding a 50-yard field goal from K Eddie Murray. The 49ers would add another touchdown on a one-yard plunge by Young, capping a 17-play,

94-yard drive. San Francisco was paced offensively by Young, who completed 27-of-45 passes for 287 yards and one touchdown.

| | | | | | | |
|----------------|---|----|---|---|---|----|
| 49ers | 0 | 7 | 7 | 7 | - | 21 |
| Cowboys | 7 | 21 | 7 | 3 | - | 38 |

- Cowboys— Smith 5 run (Murray kick)
- 49ers— Rathman 7 pass from Young (Cofer kick)
- Cowboys— Johnston 4 run (Murray kick)
- Cowboys— Smith 11 pass from Aikman (Murray kick)
- Cowboys— Novacek 19 pass from Aikman (Murray kick)
- 49ers— Watters 4 run (Cofer kick)
- Cowboys— Harper 42 pass from Kosar (Murray kick)
- Cowboys— Murray 50 FG
- 49ers— Young 1 run (Cofer kick)

1994

49ers 44, Chicago Bears 15
NFC Divisional Playoff
January 7 at Candlestick Park
(San Francisco, CA)

FB William Floyd rushed for three touchdowns and the 49ers defense held Chicago to just 247 yards in a 44-15 rout of the Bears. Floyd's three scores established him as the first rookie to hit paydirt three times in an NFL playoff game. The Bears actually took an early 3-0 lead on a 39-yard field goal by K Kevin Butler. The Niners bounced back, however, lighting up the scoreboard for 37 unanswered points to put the game away. San Francisco's first points were the result of a 13-play, 68-yard drive that ended with a two-yard run by Floyd. CB Eric Davis then intercepted QB Steve Walsh on the Bears next possession and moments later, QB Steve Young connected with TE Brent Jones for an eight-yard scoring play. The Niners continued to roll in the second quarter, increasing the lead to 30-3 at the half on touchdown runs by Floyd and Young, sandwiched around a K Doug Brien field goal. Floyd's third touchdown of the game midway through the third quarter increased the lead to 37-3 and completed the afternoon's work for many of the San Francisco starters. LB Gary Plummer led a spirited defensive effort, tying the 49ers single-game postseason record with 13 tackles. The 49ers defense also sacked Chicago quarterbacks four times, led by DE Tim Harris' two.

| | | | | | | |
|--------------|---|----|---|----|---|----|
| 49ers | 7 | 23 | 7 | 7 | - | 44 |
| Bears | 3 | 0 | 0 | 12 | - | 15 |

- Bears— Butler 39 FG
- 49ers— Floyd 2 run (Brien kick)
- 49ers— Jones 8 pass from Young (kick failed)
- 49ers— Floyd 4 run (Brien kick)
- 49ers— Brien 36 FG
- 49ers— Young 6 run (Brien kick)
- 49ers— Floyd 1 run (Brien kick)
- Bears— Flanigan 2 pass from Kramer (pass failed)
- 49ers— Walker 1 run (Brien kick)
- Bears— Tillman 1 run (pass failed)



49ers 38, Dallas Cowboys 28
NFC Championship
January 15 at Candlestick Park
(San Francisco, CA)

CB Eric Davis returned an interception 44 yards for a touchdown and forced a fumble that San Francisco converted into another touchdown. Those plays set the stage for a defensive effort that produced five takeaways in San Francisco's 38–28 NFC Championship Game win over the Dallas Cowboys. The game was played before a Candlestick Park–record 69,143 (since broken). On the third play of the game, Davis, playing a disguised zone coverage, stepped in front of a QB Troy Aikman pass and sprinted to the end zone. Three plays later, he stripped the ball from WR Michael Irvin and S Tim McDonald recovered. Five plays later, QB Steve Young hit FB Ricky Watters in the flat on a play that produced a 29–yard touchdown and a 14–0 lead. The ensuing kickoff saw 49ers RB Adam Walker jar the ball loose from Dallas returner Kevin Williams and K Doug Brien recovered the fumble. It took seven plays before FB William Floyd plunged in from the one to make it 21–0 with 7:33 remaining in the first quarter. Dallas began its comeback on the next series. Facing third and 23 from the San Francisco 44, Aikman hit Irvin for a touchdown that cut the score to 21–7. Following a Brien field goal of 34 yards, RB Emmitt Smith capped a 63–yard drive with a four–yard run that narrowed the gap to 24–14. The crucial point in the game came seconds before the first half expired. With eight seconds remaining, Young found WR Jerry Rice for a 28–yard score, giving the 49ers a 31–14 lead heading into the locker room. The teams traded touchdowns in the second half with the 49ers holding off a strong Dallas charge in the fourth quarter. Young completed 13–of–29 passes for 155 yards and two touchdowns. He also rushed for 47 yards and another score. Watters led the ground game, compiling 72 yards, while TE Brent Jones and Floyd each had three receptions. Defensively, LB Ken Norton Jr. paced the squad with 10 tackles, while Davis and McDonald added seven. Davis also had two interceptions and a forced fumble. CB Deion Sanders had an interception, along with five passes defended, while DT Rhett Hall and DE Tim Harris each had two sacks.

| | | | | | | |
|----------------|----|----|---|---|---|----|
| 49ers | 21 | 10 | 7 | 0 | – | 38 |
| Cowboys | 7 | 7 | 7 | 7 | – | 28 |

- 49ers— Davis 44 interception return (Brien kick)
- 49ers— Watters 29 pass from Young (Brien kick)
- 49ers— Floyd 1 run (Brien kick)
- Cowboys— Irvin 44 pass from Aikman (Boniol kick)
- 49ers— Brien 34 FG
- Cowboys— Smith 4 run (Boniol kick)
- 49ers— Rice 28 pass from Young (Brien kick)
- Cowboys— Smith 1 run (Boniol kick)
- 49ers— Young 3 run (Brien kick)
- Cowboys— Irvin 10 pass from Aikman (Boniol kick)

49ers 49, San Diego Chargers 26
Super Bowl XXIX
January 29 at Joe Robbie Stadium
(Miami, FL)

QB Steve Young set a Super Bowl record with six touchdown passes and WR Jerry Rice hauled in three scoring passes for the second time in his career in the world championship game. The 49ers stars led an offensive explosion that carried the team to a 49–26 win over San Diego. San Francisco wasted little time getting on the scoreboard as it took just three plays following the game's opening kickoff to crack the Chargers end zone. Following a FB William Floyd four–yard run and an 11–yard pass from Young to WR John Taylor, Young connected with Rice streaking down the middle of the field for a 44–yard scoring strike. Following a San Diego punt, San Francisco was back in the end zone again after only three plays as Young, once again, challenged the middle of the Chargers defense, this time with a pass to RB Ricky Watters, which netted a 51–yard score. The Chargers made things close for awhile, however, putting together a 13–play, 78–yard drive that concluded with a RB Natrone Means one–yard touchdown plunge to make it 14–7 after one quarter of play. The 49ers began to break the game open in the second quarter. They followed the San Diego touchdown with a 70–yard drive that culminated with a five–yard scoring pass from Young to Floyd. Two possessions later, following a partially blocked punt by RB Adam Walker, the Niners drove 49 yards for another score on an eight–yard toss from Young to Watters. K John Carney's 31–yard field goal with less than two minutes remaining in the half closed the margin at intermission to 28–10. The Niners put the game away in the third quarter, running the lead to 42–10 on a pair of long drives that ended with Watters' third score of the evening, a nine–yard blast up the middle, and a 15–yard pass from Young to Rice. Rice caught his third touchdown of the night on a seven–yard toss from Young in the fourth quarter, enabling Young to break QB Joe Montana's record of five Super Bowl touchdown passes. Young was named the game's Most Valuable Player, while Rice turned in the second best receiving performance in Super Bowl history with 10 catches for 149 yards, while tying his own record with three scoring receptions.

| | | | | | | |
|-----------------|----|----|----|---|---|----|
| Chargers | 7 | 3 | 8 | 8 | – | 26 |
| 49ers | 14 | 14 | 14 | 7 | – | 49 |

- 49ers— Rice 44 pass from Young (Brien kick)
- 49ers— Watters 51 pass from Young (Brien kick)
- Chargers— Means 1 run (Carney kick)
- 49ers— Floyd 5 pass from Young (Brien kick)
- 49ers— Watters 8 pass from Young (Brien kick)
- Chargers— Carney 31 FG
- 49ers— Watters 9 run (Brien kick)
- 49ers— Rice 15 pass from Young (Brien kick)
- Chargers— Coleman 98 KO return (Humphries to Seay pass)
- 49ers— Rice 7 pass from Young (Brien kick)
- Chargers— Martin 30 pass from Humphries (Humphries to Pupunu pass)

1995

Green Bay Packers 27, 49ers 17
NFC Divisional Playoff
January 6 at 3Com Park
(San Francisco, CA)

Aided by a swarming defense that caused four turnovers, the Green Bay Packers defeated the 49ers 27–17 at 3Com Park. A record crowd of 69,311 saw the Packers advance to the NFC Championship Game, while the 49ers one–year reign as world champions ended with an overall record of 11–6. Green Bay took its opening drive and marched to the San Francisco 26 before settling for a field goal attempt. However, K Chris Jache's 44–yard attempt was blocked by S Tim McDonald and the 49ers took over at their 34. On the first play from scrimmage, QB Steve Young hit FB Adam Walker in the flat, but LB Wayne Simmons jarred the ball loose and CB Craig Newsome returned the fumble 31 yards for the touchdown. Green Bay also scored on its next two possessions, a three–yard pass from QB Brett Favre to TE Keith Jackson and a 13–yard toss from Favre to TE Mark Chmura. San Francisco scored its first points of the game late in the half when K Jeff Wilkins nailed a 21–yard field goal with two minutes remaining. The 49ers took their first possession of the third quarter and marched 80 yards for a touchdown, when Young plunged in from the one, cutting the deficit to 21–10. On the 14–play drive, Young was 9–of–10 and ran the ball twice. Again, the Packers responded to the challenge, using a pair of Jache field goals (27 yards in the third quarter, 26 yards in the fourth quarter), and boosted Green Bay's lead to 27–10. San Francisco's final score of the season came on a two–yard plunge by RB Derek Loville with 50 seconds remaining in the game. Young completed 32 passes in an NFL postseason record 65 attempts, for 328 yards and two interceptions. He also led the 49ers in rushing, gaining 77 yards in nine attempts, including a 40–yard sprint after he was flushed from the pocket. WR Jerry Rice led the receivers with 11 catches for 117 yards, while TE Brent Jones gained 112 yards on eight receptions. Defensively, DT Dana Stubblefield recorded a team–high 10 tackles and a sack for a loss of five yards, while LB Ken Norton Jr. added nine tackles.

| | | | | | | |
|----------------|----|---|---|---|---|----|
| Packers | 14 | 7 | 3 | 3 | – | 27 |
| 49ers | 0 | 3 | 7 | 7 | – | 17 |

- Packers— Newsome 31 fumble return (Jache kick)
- Packers— Jackson 3 pass from Favre (Jache kick)
- Packers— Chmura 13 pass from Favre (Jache kick)
- 49ers— Wilkins 21 FG
- 49ers— Young 1 run (Wilkins kick)
- Packers— Jache 27 FG
- Packers— Jache 26 FG
- 49ers— Loville 2 run (Wilkins kick)



1996

49ers 14, Philadelphia Eagles 0
 NFC Wild Card
 December 29 at 3Com Park
 (San Francisco, CA)

On a wet and windy Sunday at 3Com Park, San Francisco opened its 1996 postseason by defeating the Philadelphia Eagles 14–0 in the NFC Wild Card Game. Led by their marquee players QB Steve Young and WR Jerry Rice on offense, and a defense that recorded the team’s first postseason shutout since the 1984 NFC Championship Game, the 49ers advanced to the NFC Divisional Playoff round. Following a scoreless first quarter, Young led the offense on a 10–play, 74–yard drive that concluded with the Pro Bowl quarterback scoring on a gutsy nine–yard run off a quarterback draw. On that play Young broke four tackles while fighting his way to paydirt. Twice in the second quarter the Eagles mounted long drives only to be denied just short of the endzone by Niners interceptions. Philadelphia’s first trip ended with CB Marquez Pope intercepting a QB Ty Detmer pass on San Francisco’s seven–yard line. Late in the quarter the Eagles marched 59 yards on 10 plays moving to the 49ers five–yard line. Facing third and four, Detmer’s attempt to WR Chris T. Jones was picked off by DE Roy Barker, who had dropped off into zone–blitz coverage. The only scoring in the second half occurred on the Niners second possession of the third quarter. On that drive, Rice made a spectacular one–handed catch that resulted in a 36–yard gain. He scored on a three–yard pass from Young on the next play from scrimmage. Young finished as the game’s leading rusher with 65 yards, while also completing 14–of–21 tosses for 161 yards. Rice had four catches for 50 yards and his 19th career postseason touchdown (17th receiving). RB Terry Kirby added 43 yards rushing. The Niners defense, which held Eagles RB Ricky Watters to 57 rushing yards, was led by LB Ken Norton Jr.’s team postseason–record 12 solo tackles. DT Bryant Young registered two sacks and LB Lee Woodall added a sack among his six total stops.

| | | | | | | |
|---------------|---|---|---|---|---|----|
| 49ers | 0 | 7 | 7 | 0 | – | 14 |
| Eagles | 0 | 0 | 0 | 0 | – | 0 |

49ers— Young 9 run (Wilkins kick)
 49ers— Rice 3 pass from Young (Wilkins kick)

Green Bay Packers 35, 49ers 14
 NFC Divisional Playoff
 January 4 at Lambeau Field
 (Green Bay, WI)

Missed opportunities, including a total of five turnovers, spelled defeat for the San Francisco 49ers in their NFC Divisional Playoff Game with the Green Bay Packers. Played before a record Lambeau Field crowd of 60,787, the 49ers fell 35–14 in a game that featured 34–degree weather (with a wind chill of nine–degrees) and driving rain. It didn’t take long for the Packers to take a lead. After forcing San Francisco to punt on its first series, WR Desmond Howard took P Tommy Thompson’s punt, split the coverage down the middle of the field and raced for a 71–yard touchdown. Then, with seven minutes remaining in the opening stanza, Howard struck again. He returned a punt 46 yards to the San Francisco seven, and two plays later, QB Brett Favre threw a four–yard scoring pass to WR Andre Rison to make it 14–0. San Francisco then mounted a comeback in the second quarter. Trailing 21–0, the tide began to turn when 49ers special teams standout Curtis Buckley recovered a muffed punt at the Green Bay 26. Moments later, QB Elvis Grbac, replacing the injured QB Steve Young (ribs), hit RB Terry Kirby with an eight–yard pass, cutting the deficit to 21–7 at the half. On the opening kickoff of the third quarter, San Francisco CB Steve Israel recovered a loose ball on the Packers four, setting the stage for Grbac’s scamper into the end zone. The 49ers fate was sealed, however, on the ensuing Packers drive. Marching 72 yards in 12 plays (10 of which were runs), Green Bay scored when FB Edgar Bennett fumbled before crossing the goal line; but before the 49ers defenders could react, WR Antonio Freeman fell on the loose ball, giving the hosts a 28–14 advantage. Bennett scored on an 11–yard run, and two more fumbles in the fourth quarter snuffed out any hope the 49ers had in getting back into the game. Young played the first nine plays at quarterback before giving way to Grbac late in the first quarter. Grbac completed 19–of–36 passes for 125 yards with one touchdown and three interceptions and led the team in rushing with 32 yards. Backfield mates Kirby and RB William Floyd had six receptions each, while WR Jerry Rice had a team–high 36 yards receiving. Defensively, LB Ken Norton Jr. posted eight tackles and LB Gary Plummer added seven. All–Pro DT Bryant Young left the game late in the first quarter because of a neck injury. He was taken to the hospital for tests, which were negative.

| | | | | | | |
|----------------|----|---|---|---|---|----|
| 49ers | 0 | 7 | 7 | 0 | – | 14 |
| Packers | 14 | 7 | 7 | 7 | – | 35 |

Packers— Howard 71 punt return (Jacke kick)
 Packers— Rison 4 pass from Favre (Jacke kick)
 Packers— Bennet 2 run (Jacke kick)
 49ers— Kirby 8 pass from Grbac (Wilkins kick)
 49ers— Grbac 4 run (Wilkins kick)
 Packers— Freeman fumble recovery (Jacke kick)
 Packers— Bennett 11 run (Jacke kick)

1997

49ers 38, Minnesota Vikings 22
 NFC Divisional Playoff
 January 3 at 3Com Park
 (San Francisco, CA)

RB Terry Kirby rushed for a career–high 120 yards and scored two touchdowns, leading the San Francisco 49ers to a 38–22 victory over the Minnesota Vikings in the NFC Divisional Playoffs at 3Com Park. In addition to Kirby’s heroics, QB Steve Young completed 21–of–30 passes for 224 yards and a touchdown, WR J.J. Stokes had 101 yards receiving and LB Ken Norton Jr. returned an interception 23 yards for a touchdown. San Francisco’s first score came compliments of a Minnesota special teams miscue. P Mitch Berger’s punt sailed off the side of his foot and into the crowd after going only 12 yards. The 49ers took over on the Vikings 26, and four plays later, FB William Floyd scored from the one and the 49ers led 7–0. Less than a minute later, the visitors tied the game on a 66–yard scoring pass from QB Randall Cunningham to WR Cris Carter. In the second quarter, the 49ers again took advantage of a poor kick by Berger — this time a punt of 29 yards — to take a 14–7 lead. Moving 61 yards in only four plays, and aided by three Minnesota penalties, Kirby scored the first of his two touchdowns on a one–yard plunge. The game–breaker occurred two plays later when the San Francisco defense flushed Cunningham out of the pocket and forced him to throw a pass over an onrushing DE Roy Barker and into the hands of Norton, who ran untouched into the end zone. In the third quarter, K Gary Anderson connected on a 34–yard field goal to build the lead to 24–7, but Cunningham and Carter hooked up again for a score, closing the gap to 24–14. On the ensuing series, the 49ers marched 75 yards in seven plays, highlighted by two Kirby runs of 22 and 14 yards. Young then hit WR Terrell Owens with one of the prettiest touchdowns of the year, as the second–year receiver shook off a defender then dove into the end zone for the score. Kirby finished the scoring in the fourth quarter with another one–yard run. CB Tyrone Drakeford had six tackles and a pair of passes defended to pace the defense. Barker also recorded San Francisco’s only sack of the game.

| | | | | | | |
|----------------|---|----|----|---|---|----|
| Vikings | 7 | 0 | 7 | 8 | – | 22 |
| 49ers | 7 | 14 | 10 | 7 | – | 38 |

49ers— Floyd 1 run (Anderson kick)
 Vikings— Carter 66 pass from Cunningham (Murray kick)
 49ers— Kirby 1 run (Anderson kick)
 49ers— Norton 23 interception (Anderson kick)
 49ers— Anderson 34 FG
 Vikings— Carter 3 pass from Cunningham (Murray kick)
 49ers— Owens 15 pass from Young (Anderson kick)
 49ers— Kirby 1 run (Anderson kick)
 Vikings— Hatchette 13 pass from Cunningham (Cunningham to Walsh pass)



Green Bay Packers 23, 49ers 10
NFC Championship
January 11 at 3Com Park
(San Francisco, CA)

RB Dorsey Levens rushed for 114 yards and WR Antonio Freeman caught four passes for 104 yards and a touchdown to lead visiting Green Bay to a 23–10 win in the NFC Championship Game. The game was played before 68,987 under windy and rainy conditions at 3Com Park. The Packers opened the scoring late in the first quarter. After San Francisco punted on its first series, QB Brett Favre led Green Bay on a 10–play, 76–yard drive that resulted in a K Ryan Longwell 19–yard field goal. Favre completed three–of–four passes for 37 yards in the series. Green Bay continued its scoring in the second quarter. S Eugene Robinson intercepted a QB Steve Young pass and returned it 58 yards to the San Francisco 28. Two plays later, Favre threw a 27–yard scoring pass to Freeman to make the score 10–0. San Francisco then broke the drought with a scoring drive beginning with 4:23 remaining in the second quarter. Following a missed field goal by Longwell, the 49ers took possession at their own 38. A pair of Young completions for 32 yards had the Niners in Packers territory, but two holding penalties brought the ball back to the original line of scrimmage. On a key third down with 26 yards to go, Young completed a 48–yard pass to WR Terrell Owens to the Packers 10–yard line. The drive resulted in a 28–yard field goal by K Gary Anderson. Green Bay answered on its next possession. Freeman returned the kickoff 18 yards to the Packers 27. Two plays later, Favre hit Freeman for a 40–yard completion to the San Francisco 25. Longwell connected on a 43–yard field goal to make the halftime score 13–3. After a scoreless third quarter, Green Bay extended its lead to 16–3 on a 25–yard field goal by Longwell. The Packers added seven more after a five–yard touchdown run by Levens to make the score 23–3. San Francisco closed out the game by scoring on the ensuing kickoff. Chuck Levy returned Longwell’s kick 95 yards for a touchdown. Levy’s return was the second longest postseason return for San Francisco, trailing the 97–yard touchdown return by Vic Washington vs. Dallas in 1972. Young completed 23–of–38 passes for 250 yards and one interception. RB Terry Kirby ran for a team–high 21 yards on six carries. WR J.J. Stokes caught six passes for 87 yards, including a long of 43. Defensively, San Francisco was led by S Merton Hanks with eight tackles. LB Ken Norton Jr., LB Lee Woodall, LB Gary Plummer and S Tim McDonald had seven tackles each.

| | | | | | | |
|----------------|---|----|---|----|---|----|
| Packers | 3 | 10 | 0 | 10 | – | 23 |
| 49ers | 0 | 3 | 0 | 7 | – | 10 |

- Packers— Longwell 19 FG
- Packers— Freeman 27 pass from Favre (Longwell kick)
- 49ers— Anderson 28 FG
- Packers— Longwell 43 FG
- Packers— Longwell 25 FG
- Packers— Levens 5 run (Longwell kick)
- 49ers— Levy 95 kickoff return (Anderson kick)

1998

49ers 30, Green Bay Packers 27
NFC Wild Card
January 3 at 3Com Park
(San Francisco, CA)

QB Steve Young threw three touchdown passes, including a 25–yard strike to WR Terrell Owens with three seconds remaining, as San Francisco edged Green Bay, 30–27. On a crystal clear day in the Bay Area, it was the Packers who opened the scoring on a 23–yard field goal from K Ryan Longwell midway through the first quarter. San Francisco answered with help from a big play on defense. S Merton Hanks forced a fumble by RB Dorsey Levens and the ball was recovered by DE Chris Doleman at the Green Bay 19–yard line. Three plays later Young connected with TE Greg Clark from one yard out for the touchdown and a 7–3 lead. Just four seconds into the second quarter, the Packers regained the lead on a two–yard scoring toss from QB Brett Favre to WR Antonio Freeman. San Francisco tied the score on the first of three K Wade Richey field goals, this one from 34 yards out with 6:53 remaining in the half. The Packers surged back ahead with 36 seconds remaining when Levens bowled into the end zone from two yards out to take a 17–10 halftime lead. The third quarter opened with Favre being pressured into an errant pass that was intercepted by LB Lee Woodall. Five plays later, the score was tied for a third time when Young hit Clark from eight yards out for the score. The 49ers reclaimed the lead midway through the quarter on a team postseason record and career–long 48–yard field goal from Richey. In a game that saw five lead changes and three ties, the fourth quarter became particularly dramatic. Longwell answered Richey’s 48–yard kick with a 37–yard effort of his own to tie the game at 20–20 at the beginning of the fourth. On the ensuing possession, San Francisco marched 51 yards in 10 plays and capped the drive with a 40–yard field goal by Richey to reclaim the lead at 23–20. With 4:19 remaining in the game, Green Bay took over at its own 11–yard line. From there, Favre would lead his team on a nine–play, 89–yard scoring drive. The drive was capped when Favre hit Freeman from 15 yards out for the touchdown and a 27–23 lead with 1:56 remaining in the game. The Packers touchdown set up one of the most memorable sequences in 49ers history. San Francisco took possession at its own 24–yard line with 1:50 remaining and three timeouts to its credit. On the final play, Young dropped back, stumbled and threw a 25–yard touchdown strike to Owens who was sandwiched in the end zone by S Pat Terrell and S Darren Sharper.

| | | | | | | |
|----------------|---|----|----|----|---|----|
| Packers | 3 | 14 | 0 | 10 | – | 27 |
| 49ers | 7 | 3 | 10 | 10 | – | 30 |

- Packers— Longwell 23 FG
- 49ers— Clark 1 pass from Young (Richey kick)
- Packers— Freeman 2 pass from Favre (Longwell kick)
- 49ers— Richey 34 FG
- Packers— Levens 2 run (Longwell kick)
- 49ers— Clark 8 pass from Young (Richey kick)
- 49ers— Richey 48 FG
- Packers— Longwell 37 FG
- 49ers— Richey 40 FG
- Packers— Freeman 15 pass from Favre (Longwell kick)
- 49ers— Owens 25 pass from Young (Richey kick)

Atlanta Falcons 20, 49ers 18
NFC Divisional Playoff
January 9 at Georgia Dome
(Atlanta, GA)

With San Francisco’s NFL–leading run game a mere shell of itself, the Atlanta Falcons forced three turnovers and held off the 49ers, 20–18, in the NFC Divisional Playoff at the Georgia Dome. San Francisco’s hope of controlling the game on the ground came to a screeching halt on the first play of the game when RB Garrison Hearst fractured the tibia in his left leg on an inside run that had gained seven yards. With Hearst out and RB Terry Kirby hobbled with a bruised leg, the 49ers managed just 46 yards on the ground. Atlanta’s rushing attack flourished in the first half thanks to the power running of RB Jamal Anderson, who scored on a two–yard run in the first quarter to give the Falcons a 7–0 lead. Atlanta increased its lead to 14–0 when Anderson finished off a 34–yard run with a spread eagle dive into the end zone with 3:12 left in the second quarter. The touchdown run capped a seven–play, 82–yard drive. San Francisco snatched the momentum from the Falcons by putting together a pair of scoring drives just before the half. The 49ers answered Atlanta’s second touchdown march with a nine–play, 80–yard drive that concluded with the familiar end zone combination of QB Steve Young to WR Jerry Rice from 17 yards out. It was Rice’s 20th career postseason touchdown. With just under one minute to play in the first half, DE Charles Haley chased QB Chris Chandler and deflected his pass into the waiting arms of DT Junior Bryant, who returned it four yards to the Atlanta 36–yard line. K Wade Richey made it a 14–10 game at the half with a 36–yard field goal as time expired. The 49ers carried that momentum into the third quarter, nearly tripling Atlanta’s offensive output in the second half (187 yards to 68). But turnovers did not allow them to complete the comeback. The Falcons thwarted two drives with a pair of interceptions, including one by S Eugene Robinson that was returned 77 yards to set up a K Morten Andersen 29–yard field goal. Leading 17–10, Andersen added another 32–yard field goal to give the Falcons a 10–point edge with 10:33 remaining. San Francisco responded to Atlanta’s three pointer with a 13–play, 87–yard drive that Young finished himself with an eight–yard touchdown run. A two–point pass from QB Ty Detmer to TE Greg Clark made it 20–18 with 2:57 left. After Atlanta used up 2:19 of the clock, the 49ers got the ball back at their own four–yard line but were only able to move to the 26 before Young’s hail mary attempt was intercepted as time expired. After rushing for 83 yards on 13 carries in the first half, Anderson was limited to 30 yards on 16 carries in the second half by San Francisco’s defense. LB Winfred Tubbs made a game–high 10 tackles, while DE Chris Doleman made six stops and one sack.

| | | | | | | |
|----------------|---|----|---|---|---|----|
| 49ers | 0 | 10 | 0 | 8 | – | 18 |
| Falcons | 7 | 7 | 3 | 3 | – | 20 |

- Falcons— Anderson 2 run (Andersen kick)
- Falcons— Anderson 34 run (Andersen kick)
- 49ers— Rice 17 pass from Young (Richey kick)
- 49ers— Richey 36 FG
- Falcons— Andersen 29 FG
- Falcons— Andersen 32 FG
- 49ers— Young 8 run (Detmer to Clark pass)



2001

Green Bay Packers 25, 49ers 15
NFC Wild Card
January 13 at Lambeau Field
(Green Bay, WI)

In their first postseason appearance since 1998, the 49ers dropped a hard-fought 25-15 decision to the Green Bay Packers in the NFC Wild Card Game at Lambeau Field. With a game-time temperature of 28 degrees, the 49ers won the opening coin toss and elected to receive. The two teams traded punts until Green Bay marched 40 yards in seven plays to score the first points of the game when QB Brett Favre hooked up with WR Antonio Freeman on a five-yard touchdown pass. DT Dana Stubblefield blocked the extra point to keep the score 6-0. After another 49ers punt, the Packers began their third possession of the game from their own 19-yard line. On the second play from scrimmage, Favre was intercepted by CB Ahmed Plummer, who returned it to the Green Bay 22. San Francisco K Jose Cortez had his 34-yard field goal attempt blocked and the score remained 6-0. After the Packers were forced to punt, San Francisco took possession at its own 14 with 7:06 remaining in the half. QB Jeff Garcia went 6-of-9 for 61 yards and RB Garrison Hearst had a two-yard touchdown plunge with 15 seconds remaining in the half, to cap off a 15-play, 86-yard drive. After a Cortez extra point, the 49ers went in with a 7-6 halftime lead. On their first possession of the second half, the Packers moved the ball down to the San Francisco eight-yard line where K Ryan Longwell nailed a 26-yard field goal for the 9-7 lead. After the 49ers couldn't get anything going on offense, they punted back to Green Bay. It took only four plays for the Packers to take advantage with a 19-yard touchdown pass from Favre to TE Bubba Franks. The two-point conversion failed and the score remained 15-7. Two series later, the 49ers marched 61 yards in six plays, culminating with Garcia hitting WR Tai Streets on a 14-yard touchdown strike and again on the two-point conversion to tie the score at 15. The Packers answered on their next possession with a 10-play, 45-yard drive as Longwell connected on a 45-yard field goal to push the score to 18-15. With 5:03 remaining in the game, the 49ers had moved the ball down to the Green Bay 41, when Garcia's pass intended for WR Terrell Owens was tipped by CB Mike McKenzie into the hands of CB Tyrone Williams at the Green Bay seven-yard line. Favre led the Packers on an eight-play, 93-yard drive ending with an RB Ahman Green nine-yard touchdown run and the 25-15 lead. RB Paul Smith took the ensuing kickoff on the 13-yard line and ran it back 16 yards before being hit by WR Cory Bradford and fumbling. The Packers recovered the fumble and ran out the clock for the 25-15 victory.

| | | | | | | |
|----------------|---|---|---|----|---|----|
| 49ers | 0 | 7 | 0 | 8 | - | 15 |
| Packers | 6 | 0 | 9 | 10 | - | 25 |

Packers— Freeman 5 pass from Favre (kick blocked)
 49ers— Hearst 2 run (Cortez kick)
 Packers— Longwell 26 FG
 Packers— Franks 19 pass from Favre (pass failed)
 49ers— Streets 14 pass from Garcia (Garcia to Streets pass)
 Packers— Longwell 45 FG
 Packers— Green 9 run (Longwell kick)

2002

49ers 39, New York Giants 38
NFC Wild Card
January 5 at 3Com Park
(San Francisco, CA)

Buried in a 24-point playoff hole, the 49ers exploded to record the second largest comeback in postseason history with a dramatic 39-38 victory over the New York Giants in the NFC Wild Card Game. The 49ers trailed 38-14 with four minutes left in the third quarter, but scored 25 straight points on two touchdown passes and a scoring run by QB Jeff Garcia, as well as two, two-point conversion catches by WR Terrell Owens. The game ended just as exciting. After Garcia drove his team 68 yards in just over two minutes for the winning score, QB Kerry Collins got New York to the San Francisco 28 with six seconds left. LS Trey Junkin, signed earlier in the week, made a low snap that P Matt Allen couldn't handle. Allen then threw a desperate pass that fell incomplete. The 49ers rally was the biggest in NFC playoff history. Garcia finished the day 27-of-44 for 331 yards and three touchdowns. He rushed for 60 yards, including a 14-yard score on the first play of the fourth quarter. Two of Garcia's touchdown throws went to Owens, who had nine catches for 177 yards. Collins was 29-of-43 for 342 yards and four touchdowns, and expertly guided New York to a lead that seemed insurmountable. WR Amani Toomer caught eight passes for 136 yards and three touchdowns and RB Tiki Barber added 115 yards rushing and 62 yards receiving. San Francisco rallied with purpose and poise. Owens caught a 26-yard touchdown pass late in the third quarter to start the rally and made big catches on every drive—right up to the final minutes, when Garcia found WR Tai Streets for the winning score. After Owens caught a 26-yard touchdown pass and a two-point conversion with 2:03 left in the third, Garcia rushed for a 14-yard score and threw another conversion pass to Owens five seconds into the fourth quarter. K Jeff Chandler added a 25-yard field goal with 7:49 left. Collins responded and drove New York 38 yards, but Bryant—kicking out of a poor hold thanks to a poor snap by Junkin—missed a 42-yard field goal with 3:01 left. Garcia took over, converting two straight third downs for the NFL leaders in that category. TE Eric Johnson caught a 25-yard pass to the New York 25 and Garcia scrambled 12 yards to set up his winning pass to Streets.

| | | | | | | |
|---------------|---|----|----|----|---|----|
| Giants | 7 | 21 | 10 | 0 | - | 38 |
| 49ers | 7 | 7 | 8 | 17 | - | 39 |

49ers— Owens 76 pass from Garcia (Chandler kick)
 Giants— Toomer 12 pass from Collins (Bryant kick)
 Giants— Shockey 2 pass from Collins (Bryant kick)
 49ers— Barlow 1 run (Chandler kick)
 Giants— Toomer 8 pass from Collins (Bryant kick)
 Giants— Toomer 24 pass from Collins (Bryant kick)
 Giants— Barber 6 run (Bryant kick)
 Giants— Bryant 21 FG
 49ers— Owens 26 pass from Garcia (Garcia to Owens pass)
 49ers— Garcia 14 run (Garcia to Owens pass)
 49ers— Chandler 25 FG
 49ers— Streets 13 pass from Garcia (pass failed)

Tampa Bay Buccaneers 31, 49ers 6
NFC Divisional Playoff
January 12 at Raymond James Stadium
(Tampa, FL)

San Francisco's Super Bowl hopes ended with a 31-6 loss against the Tampa Bay Buccaneers in the NFC Divisional Playoff Game on the road at Raymond James Stadium. The 49ers trailed 28-6 heading into halftime and although the defense held Tampa Bay to only three points in the second half, San Francisco was held scoreless en route to the Buccaneers victory. Tampa Bay started the scoring with a two-yard touchdown run by FB Mike Alstott on a 12-play, 74-yard drive. San Francisco answered with a 12-play, 63-yard drive capped by a 24-yard field goal by K Jeff Chandler. The highlight of the drive was a 30-yard pitch and catch by WR Tai Streets from QB Jeff Garcia. Tampa Bay exploded for 21 points in the second quarter, highlighted by two touchdown passes by QB Brad Johnson. Johnson connected on a 20-yard pass to WR Joe Jurevicius and a 12-yard pass to TE Rickey Dudley. In between the two scores, Chandler kicked his second field goal of the game for San Francisco, this time from 40 yards out. Alstott added another two-yard touchdown run to end the first half and K Martin Gramatica added a 19-yard field goal to close the scoring for both teams. LB Derek Smith led San Francisco with a game-high 14 tackles. LB Julian Peterson and LB Jeff Ulbrich added 11 tackles apiece. CB Rashad Holman led a banged up secondary with one interception. The unit was minus starting CB Jason Webster, who was inactive with an ankle injury. CB Ahmed Plummer left the game when he separated his right shoulder and did not return. FS Zack Bronson left the game in the third quarter when he aggravated his broken foot and SS Tony Parrish played the contest with a dislocated elbow. LB Shelton Quarles led Tampa Bay with nine tackles and Defensive Player-of-the-Year Derrick Brooks added seven tackles and one interception.

| | | | | | | |
|-------------------|---|----|---|---|---|----|
| 49ers | 3 | 3 | 0 | 0 | - | 6 |
| Buccaneers | 7 | 21 | 3 | 0 | - | 31 |

Bucs— Alstott 2 run (Gramatica kick)
 49ers— Chandler 24 FG
 Bucs— Jurevicius 20 pass from Johnson (Gramatica kick)
 49ers— Chandler 40 FG
 Bucs— Dudley 12 pass from Johnson (Gramatica kick)
 Bucs— Alstott 2 run (Gramatica kick)
 Bucs— Gramatica 19 FG



2011

49ers 36, New Orleans Saints 32
NFC Divisional Playoff
January 14 at Candlestick Park
(San Francisco, CA)

A 14-yd. TD pass from Alex Smith to TE Vernon Davis with 0:09 left in the game capped off one of the most memorable games in postseason history, as the 49ers defeated the New Orleans Saints, 36–32. Powered by Smith, who threw for 299 yds., three TDs and added another one on the ground, the 49ers triumphed in its first playoff game in nine years, moving within one win of the Super Bowl. The Niners scored on their second drive of the game, on a 49-yd. TD pass from Smith to Davis. On the Saints next drive, QB Drew Brees committed his first postseason INT in five years, thanks to S Dashon Goldson, giving San Francisco the football deep in New Orleans' territory. Scoring on a TD pass to WR Michael Crabtree, Smith took advantage of the costly turnover, making the score 14–0. On the ensuing kickoff return, S Madiou Williams stripped the ball away from Saints WR Courtney Roby and the loose ball was recovered by LB Blake Costanzo. The takeaway led to a 25-yd. FG by K David Akers. The Saints answered, scoring two TDs before half time, on a 14-yd. pass to TE Jimmy Graham and a 25-yd. pass to WR Marques Colston, making the score 17–14 at the half. San Francisco scored the only points of the 3rd qtr. on a 41-yd. FG by David Akers. The 4th qtr. started out with each team trading FGs. Then would come the four lead changes in the last five minutes of the game. New Orleans struck first on a 44-yd. TD pass to RB Darren Sproles, with 4:02 left on the clock. With the 49ers trailing 24–23, down for the first time in the entire game, Smith scored on a 28-yd. rushing TD. A missed two-point conversion put the 49ers up 29–24 with just 2:11 remaining. Brees took the lead back on a 66-yd. score to TE Jimmy Graham with 1:37 left. RB Darren Sproles then made a catch out of the backfield for the two-point conversion to give the Saints a 32–29 advantage. Facing elimination, Smith connected with Davis twice on their final drive, with the last throw jetting through double coverage for a game-winning 14-yd. TD.

| | | | | | | |
|---------------|----|----|---|----|---|----|
| Saints | 0 | 14 | 0 | 18 | – | 32 |
| 49ers | 14 | 3 | 3 | 16 | – | 36 |

49ers — V. Davis 49 pass from A. Smith (Akers kick)
 49ers — Crabtree 4 pass from A. Smith (Akers kick)
 49ers — Akers 25 FG
 Saints — J. Graham 14 pass from Brees (Kasay kick)
 Saints — Colston 25 pass from Brees (Kasay kick)
 49ers — Akers 41 FG
 Saints — Colston 25 pass from Brees (Kasay kick)
 49ers — Akers 37 FG
 Saints — Sproles 44 pass from Brees (Kasay kick)
 49ers — A. Smith 28 run (run failed)
 Saints — J. Graham 66 pass from Brees (Kasay kick)
 49ers — V. Davis 14 pass from A. Smith (Akers kick)



49ERS NFL COMPOSITE RECORDS

(1950-PRESENT)

| CURRENT NFC TEAMS | | | | CURRENT AFC TEAMS | | | |
|-------------------|-------------|----------|---------|-------------------|-------------|----------|-------|
| OPPONENT | REG. SEASON | PLAYOFFS | TOTAL | OPPONENT | REG. SEASON | PLAYOFFS | TOTAL |
| Arizona | 24-17 | - | 24-17 | Baltimore | 1-3 | - | 1-3 |
| Atlanta | 44-29-1 | 0-1 | 44-30-1 | Buffalo | 5-5 | - | 5-5 |
| Carolina | 7-10 | - | 7-10 | Cincinnati | 9-3 | 2-0 | 11-3 |
| Chicago | 28-29-1 | 3-0 | 31-29-1 | Cleveland | 7-11 | - | 7-11 |
| Dallas | 14-11-1 | 2-5 | 16-16-1 | Denver | 6-6 | 1-0 | 7-6 |
| Detroit | 35-26-1 | 1-1 | 36-27-1 | Houston | 1-1 | - | 1-1 |
| Green Bay | 25-30-1 | 1-4 | 26-34-1 | Indianapolis | 18-24 | - | 18-24 |
| Minnesota | 18-20-1 | 4-1 | 22-21-1 | Jacksonville | 1-2 | - | 1-2 |
| New Orleans | 45-24-2 | 1-0 | 46-24-2 | Kansas City | 6-5 | - | 6-5 |
| N.Y. Giants | 14-14 | 4-3 | 18-17 | Miami | 4-6 | 1-0 | 5-6 |
| Philadelphia | 17-12-1 | 1-0 | 18-11-1 | New England | 7-4 | - | 7-4 |
| Seattle | 13-13 | - | 13-13 | N.Y. Jets | 9-2 | - | 9-2 |
| St. Louis | 61-61-2 | 1-0 | 62-61-2 | Oakland | 6-6 | - | 6-6 |
| Tampa Bay | 16-4 | 0-1 | 16-5 | Pittsburgh | 11-9 | - | 11-9 |
| Washington | 15-9-1 | 3-1 | 18-10-1 | San Diego | 6-6 | 1-0 | 7-6 |
| | | | | Tennessee | 7-5 | - | 7-5 |

49ERS CHAMPIONSHIPS

(1950-PRESENT)

| YEAR | RECORD | FINISH |
|------|--------|----------------------------|
| 1970 | 11-4-1 | NFC West Champions |
| 1971 | 10-6 | NFC West Champions |
| 1972 | 8-6-1 | NFC West Champions |
| 1981 | 16-3 | Super Bowl XVI Champions |
| 1983 | 11-7 | NFC West Champions |
| 1984 | 18-1 | Super Bowl XIX Champions |
| 1986 | 10-6-1 | NFC West Champions |
| 1987 | 13-3 | NFC West Champions |
| 1988 | 13-6 | Super Bowl XXIII Champions |
| 1989 | 17-2 | Super Bowl XXIV Champions |
| 1990 | 15-3 | NFC West Champions |
| 1992 | 15-3 | NFC West Champions |
| 1993 | 11-7 | NFC West Champions |
| 1994 | 16-3 | Super Bowl XXIX Champions |
| 1995 | 11-6 | NFC West Champions |
| 1997 | 14-4 | NFC West Champions |
| 2002 | 11-7 | NFC West Champions |

49ERS YEARLY RESULTS

ALL-AMERICA FOOTBALL CONFERENCE (1946-49)

| 1946 (9-5) | | | | 1948 (12-2) | | | |
|--------------------------------|----|--------------------------|------------|--------------------------------|----|----------------------------|------------|
| <i>Lawrence T. Shaw, Coach</i> | | | | <i>Lawrence T. Shaw, Coach</i> | | | |
| L | 7 | New York Yanks/S-8 | 21 | W | 35 | Buffalo Bills/A-29 | 14 |
| W | 21 | Miami Seahawks/S-15 | 14 | W | 36 | Brooklyn Dodgers/S-5 | 20 |
| W | 32 | Brooklyn Dodgers/S-22 | 13 | W | 41 | New York Yanks/S-12 | 0 |
| L | 7 | at Chicago Rockets/S-29 | 21 | W | 36 | Los Angeles Dons/S-19 | 14 |
| W | 34 | at Miami Seahawks/O-7 | 7 | W | 38 | at Buffalo Bills/S-26 | 28 |
| W | 23 | at Los Angeles Dons/O-12 | 14 | W | 31 | at Chicago Rockets/O-1 | 14 |
| L | 14 | at Buffalo Bisons/O-18 | 17 | W | 56 | at Baltimore Colts/O-10 | 14 |
| W | 34 | at Cleveland Browns/O-27 | 20 | W | 21 | at New York Yanks/O-17 | 7 |
| W | 27 | Buffalo Bisons/N-2 | 14 | W | 21 | Baltimore Colts/O-24 | 10 |
| L | 7 | Cleveland Browns/N-10 | 14 | W | 44 | Chicago Rockets/N-7 | 21 |
| L | 9 | at New York Yanks/N-17 | 10 | L | 7 | at Cleveland Browns/N-14 | 14 |
| W | 30 | at Brooklyn Dodgers/N-24 | 14 | W | 63 | at Brooklyn Dodgers/N-21 | 40 |
| W | 14 | Chicago Rockets/N-30 | 0 | L | 28 | Cleveland Browns/N-28 | 31 |
| W | 48 | Los Angeles Dons/D-8 | 7 | W | 38 | at Los Angeles Dons/D-5 | 21 |
| 307 | | | 189 | 495 | | | 248 |
| 1947 (8-4-2) | | | | 1949 (9-3/10-4) | | | |
| <i>Lawrence T. Shaw, Coach</i> | | | | <i>Lawrence T. Shaw, Coach</i> | | | |
| W | 23 | Brooklyn Dodgers/A-31 | 7 | W | 31 | Baltimore Colts/A-28 | 17 |
| W | 17 | Los Angeles Dons/S-7 | 14 | W | 42 | Chicago Hornets/S-4 | 7 |
| W | 14 | Baltimore Colts/S-14 | 7 | W | 42 | Los Angeles Dons/S-18 | 14 |
| L | 16 | New York Yanks/S-21 | 21 | L | 17 | at Buffalo Bills/S-25 | 28 |
| W | 41 | at Buffalo Bills/S-28 | 24 | W | 42 | at Chicago Hornets/S-30 | 24 |
| T | 28 | at Baltimore Colts/O-5 | 28 | W | 56 | Cleveland Browns/O-9 | 28 |
| W | 42 | Chicago Rockets/O-12 | 28 | W | 51 | Buffalo Bills/O-16 | 7 |
| L | 7 | Cleveland Browns/O-26 | 14 | L | 3 | at New York Yanks/O-23 | 24 |
| W | 26 | at Los Angeles Dons/N-2 | 16 | L | 28 | at Cleveland Browns/O-30 | 30 |
| L | 16 | at New York Yanks/N-9 | 24 | W | 28 | at Baltimore Colts/N-6 | 10 |
| L | 14 | at Cleveland Browns/N-16 | 37 | W | 41 | at Los Angeles Dons/11-13 | 24 |
| W | 41 | at Chicago Rockets/N-21 | 16 | W | 35 | New York Yanks/N-27 | 14 |
| W | 21 | at Brooklyn Dodgers/N-27 | 7 | 416 | | | 227 |
| T | 21 | Buffalo Bills/D-7 | 21 | | | | |
| 327 | | | 264 | | | | |
| | | | | AAFC PLAYOFF - DEC. 4 | | | |
| | | | | | | (at San Francisco - Kezar) | |
| | | | | W | 17 | New York Yanks | 7 |



49ERS YEARLY RESULTS AND STATISTICS

NATIONAL FOOTBALL LEAGUE (1950-PRESENT)

1950 (3-9)

Lawrence T. Shaw, Coach

| | | | |
|------------|----|----------------------------------|------------|
| L | 17 | New York Yanks (29,600)/S-17 | 21 |
| L | 20 | Chicago Bears (35,558)/S-24 | 32 |
| L | 14 | Los Angeles Rams (27,262)/O-1 | 35 |
| L | 7 | at Detroit (17,337)/O-8 | 24 |
| L | 24 | at New York Yanks (5,740)/O-12 | 29 |
| W | 28 | Detroit (27,350)/O-22 | 27 |
| W | 17 | Baltimore (14,800)/O-29 | 14 |
| L | 21 | at Los Angeles Rams (15,952)/N-5 | 28 |
| L | 14 | at Cleveland (28,786)/N-12 | 34 |
| L | 0 | at Chicago Bears (35,105)/N-19 | 17 |
| L | 21 | at Green Bay (13,186)/N-26 | 25 |
| W | 30 | Green Bay (19,204)/D-10 | 14 |
| 213 | | | 300 |

TEAM STATISTICS

| | 49ers | Opp |
|------------------------------|-------|------|
| TOTAL FIRST DOWNS | 201 | 204 |
| By Rushing | 107 | 111 |
| By Passing | 83 | 81 |
| By Penalties | 11 | 12 |
| TOTAL YARDS GAINED | 3830 | 3951 |
| By Rushing | 1955 | 1662 |
| By Passing | 1875 | 2289 |
| TOTAL PLAYS FROM SCRIMMAGE | 906 | 903 |
| Rushes | 460 | 443 |
| Average Gain Per Rush | 4.25 | 3.75 |
| FORWARD PASSES ATTEMPTED | 326 | 347 |
| Number Completed | 164 | 164 |
| Per Cent Completed | 50.3 | 47.3 |
| Yards Lost Passing | 325 | 248 |
| Passes Had Intercepted | 25 | 22 |
| Yards Gained Per Pass | 5.8 | 6.6 |
| Yards Gained Per Completion | 11.4 | 14.0 |
| PUNTS | 63 | 62 |
| Total Yardage of Punts | 2440 | 2443 |
| Average Length | 38.7 | 39.4 |
| Net avg. per punt | 32.0 | 32.2 |
| KICKOFF RETURNS | 45 | 61 |
| Total Yards Returned | 800 | 1014 |
| Average Length of Return | 20.0 | 24.7 |
| PENALTIES | 93 | 71 |
| Yards Penalized | 851 | 599 |
| Net Loss/Gain | -252 | 252 |
| FUMBLES | 35 | 39 |
| Own Fumbles Recovered | 14 | 18 |
| Opponents' Fumbles Recovered | 21 | 21 |
| FIELD GOALS | 4 | 7 |
| Field Goals Attempted | 8 | 14 |
| TOTAL POINTS SCORED | 213 | 300 |
| Touchdowns Scored | 29 | 40 |
| Touchdowns Rushing | 14 | 17 |
| Touchdowns Passing | 14 | 16 |
| Touchdown Returns | 1 | 7 |
| Extra Points | 27 | 35 |
| Safeties | 0 | 2 |

SCORING

| | TDs | Ru | Pa | Int | Fu | KO | Pu | PAT | FG | S | Pts |
|----------------------|-----------|-----------|-----------|----------|----------|----------|----------|--------------|-------------|----------|------------|
| <i>Soltau, Gordy</i> | 1 | 0 | 1 | 0 | 0 | 0 | 0 | 28/26 | 7/4 | 0 | 44 |
| Perry, Joe | 6 | 5 | 1 | 0 | 0 | 0 | 0 | 0/0 | 0/0 | 0 | 36 |
| Cason, Jim | 4 | 1 | 3 | 0 | 0 | 0 | 0 | 0/0 | 0/0 | 0 | 24 |
| Albert, Frank | 3 | 3 | 0 | 0 | 0 | 0 | 0 | 0/0 | 0/0 | 0 | 18 |
| Beals, Alyn | 3 | 0 | 3 | 0 | 0 | 0 | 0 | 0/0 | 0/0 | 0 | 18 |
| Strzykalski, John | 3 | 2 | 1 | 0 | 0 | 0 | 0 | 0/0 | 0/0 | 0 | 18 |
| <i>Sitko, Emil</i> | 3 | 1 | 2 | 0 | 0 | 0 | 0 | 0/0 | 0/0 | 0 | 18 |
| Gehrke, Fred | 2 | 1 | 1 | 0 | 0 | 0 | 0 | 0/0 | 0/0 | 0 | 12 |
| Banducci, Bruno | 1 | 0 | 1 | 0 | 0 | 0 | 0 | 0/0 | 0/0 | 0 | 6 |
| Livingston, Howie | 1 | 0 | 0 | 1 | 0 | 0 | 0 | 0/0 | 0/0 | 0 | 6 |
| Salata, Paul | 1 | 0 | 1 | 0 | 0 | 0 | 0 | 0/0 | 0/0 | 0 | 6 |
| Standlee, Norm | 1 | 1 | 0 | 0 | 0 | 0 | 0 | 0/0 | 0/0 | 0 | 6 |
| <i>Nix, Jack</i> | 0 | 0 | 0 | 0 | 0 | 0 | 0 | 1/1 | 0/0 | 0 | 1 |
| 49ERS | 29 | 14 | 14 | 1 | 0 | 0 | 0 | 29/27 | 7/4 | 0 | 213 |
| OPPONENTS | 40 | 17 | 16 | 3 | 3 | 1 | 0 | 39/35 | 14/7 | 2 | 300 |

Rookie Names in Italic

| | Att | Yds | Avg | LG | TD |
|--------------------|-----|-----|-----|-----|----|
| Perry, Joe | 124 | 647 | 5.2 | 78t | 5 |
| Strzykalski, John | 136 | 612 | 4.5 | 38 | 2 |
| Albert, Frank | 53 | 272 | 5.1 | 42 | 3 |
| Cason, Jim | 38 | 129 | 3.4 | 24t | 1 |
| <i>Sitko, Emil</i> | 23 | 105 | 4.6 | 15 | 1 |
| Cathcart, Sam | 33 | 76 | 2.3 | 17 | 0 |
| Gehrke, Fred | 22 | 69 | 3.1 | 12 | 1 |
| Standlee, Norm | 12 | 23 | 1.9 | 8 | 1 |
| Wagner, Lowell | 2 | 5 | 2.5 | 3 | 0 |
| Cathcart, Royal | 3 | 5 | 1.7 | 3 | 0 |
| <i>Powers, Jim</i> | 3 | 4 | 1.3 | 3 | 0 |
| Lillywhite, Verl | 7 | 4 | 0.6 | 5 | 0 |
| Garlin, Don | 3 | 3 | 1.0 | 2 | 0 |
| Shoener, Hal | 1 | 1 | 1.0 | 1 | 0 |

| | | | | | |
|------------------|------------|-------------|------------|------------|-----------|
| 49ERS | 460 | 1955 | 4.3 | 78t | 14 |
| OPPONENTS | 443 | 1662 | 3.8 | 57t | 17 |

| | No | Yds | Avg | LG | TD |
|----------------------|-----|-----|------|-----|----|
| Loyd, Alex | 32 | 402 | 12.6 | 38 | 0 |
| Cason, Jim | 30 | 374 | 12.5 | 43 | 3 |
| Strzykalski, John | 24 | 187 | 7.8 | 28 | 1 |
| Beals, Alyn | 22 | 315 | 14.3 | 38 | 3 |
| <i>Soltau, Gordy</i> | 14 | 170 | 12.1 | 28 | 1 |
| Perry, Joe | 13 | 69 | 5.3 | 16 | 1 |
| <i>Nix, Jack</i> | 9 | 114 | 12.7 | 50 | 0 |
| Cathcart, Sam | 7 | 99 | 14.1 | 24 | 0 |
| Salata, Paul | 5 | 46 | 9.2 | 17 | 1 |
| <i>Sitko, Emil</i> | 3 | 43 | 14.3 | 28t | 2 |
| Gehrke, Fred | 3 | 29 | 9.7 | 13 | 1 |
| Bruce, Gail | 1 | 10 | 10.0 | 10 | 0 |
| Lillywhite, Verl | 1 | 6 | 6.0 | 6 | 0 |
| Banducci, Bruno | Lat | 11 | | 11t | 1 |

| | | | | | |
|------------------|------------|-------------|-------------|------------|-----------|
| 49ERS | 164 | 1875 | 11.4 | 50 | 14 |
| OPPONENTS | 164 | 2289 | 14.0 | 72t | 16 |

| | No | Yds | Avg | LG | TD |
|--------------------|----|-----|------|-----|----|
| <i>Powers, Jim</i> | 5 | 42 | 8.4 | 26 | 0 |
| Livingston, Howie | 4 | 99 | 24.8 | 35t | 1 |
| Wagner, Lowell | 4 | 12 | 3.0 | 8 | 0 |
| Cathcart, Sam | 3 | 58 | 19.3 | 19 | 0 |
| Grgich, Visco | 1 | 37 | 37.0 | 37 | 0 |
| Cason, Jim | 1 | 22 | 22.0 | 22 | 0 |
| Shoener, Hal | 1 | 14 | 14.0 | 14 | 0 |
| Lillywhite, Verl | 1 | 11 | 11.0 | 11 | 0 |
| Wismann, Pete | 1 | 5 | 5.0 | 5 | 0 |
| Bruce, Gail | 1 | 4 | 4.0 | 4 | 0 |

| | | | | | |
|------------------|-----------|------------|-------------|-----------|----------|
| 49ERS | 22 | 304 | 13.8 | 37 | 1 |
| OPPONENTS | 25 | 429 | 17.2 | 50 | 3 |

| | No | Yds | Avg | LG | TD |
|-----------------------|----|-----|------|----|----|
| Cathcart, Sam | 13 | 311 | 23.9 | 62 | 0 |
| Perry, Joe | 12 | 223 | 18.6 | 27 | 0 |
| Shoener, Hal | 4 | 53 | 13.3 | 17 | 0 |
| Gehrke, Fred | 2 | 57 | 28.5 | 32 | 0 |
| Cason, Jim | 2 | 48 | 24.0 | 25 | 0 |
| Lillywhite, Verl | 2 | 36 | 18.0 | 21 | 0 |
| Garlin, Don | 1 | 24 | 24.0 | 24 | 0 |
| Sandifer, Dan | 1 | 19 | 19.0 | 19 | 0 |
| Standlee, Norm | 1 | 17 | 17.0 | 17 | 0 |
| <i>Matthews, Clay</i> | 1 | 10 | 10.0 | 10 | 0 |
| Evans, Ray | 1 | 2 | 2.0 | 2 | 0 |

| | | | | | |
|------------------|-----------|-------------|-------------|-----------|----------|
| 49ERS | 40 | 800 | 20.0 | 62 | 0 |
| OPPONENTS | 41 | 1014 | 24.7 | 37 | 1 |

| | No | Yds | Avg | LG | TD |
|----------------|----|-----|------|----|----|
| Cason, Jim | 11 | 173 | 15.7 | 33 | 0 |
| Cathcart, Sam | 16 | 185 | 11.6 | 29 | 0 |
| Gehrke, Fred | 5 | 44 | 8.8 | 19 | 0 |
| Wagner, Lowell | 1 | 4 | 4.0 | 4 | 0 |

| | | | | | |
|------------------|-----------|------------|-------------|-----------|----------|
| 49ERS | 33 | 406 | 12.3 | 33 | 0 |
| OPPONENTS | 37 | 413 | 11.2 | 27 | 0 |

| | No | Yds | Avg | LG | Bik |
|------------------|----|------|------|----|-----|
| Lillywhite, Verl | 26 | 1016 | 39.1 | 57 | 0 |
| Albert, Frank | 37 | 1424 | 38.5 | 64 | 1 |

| | | | | | |
|------------------|-----------|-------------|-------------|-----------|----------|
| 49ERS | 63 | 2440 | 38.7 | 64 | 1 |
| OPPONENTS | 62 | 2443 | 39.4 | 57 | 0 |

| | Att | Comp | Pct | Yds | LG | TD | Int | QB |
|--------------------|-----|------|------|------|----|----|-----|------|
| Albert, Frank | 306 | 155 | 50.7 | 1767 | 43 | 14 | 23 | 52.3 |
| <i>Powers, Jim</i> | 20 | 9 | 45.0 | 108 | 50 | 0 | 2 | 22.5 |

| | | | | | | | | |
|------------------|------------|------------|-------------|-------------|------------|-----------|-----------|-------------|
| 49ERS | 326 | 164 | 50.3 | 1875 | 50 | 14 | 25 | 50.3 |
| OPPONENTS | 347 | 164 | 47.3 | 2289 | 72t | 16 | 22 | 57.9 |



1951 (7-4-1)

Lawrence T. Shaw, Coach

| | | | |
|------------|----|----------------------------------|------------|
| W | 24 | Cleveland (48,263)/S-30 | 10 |
| L | 14 | at Philadelphia (23,827)/O-6 | 21 |
| W | 28 | at Pittsburgh (27,124)/O-14 | 24 |
| L | 7 | at Chicago Bears (42,296)/O-21 | 13 |
| W | 44 | Los Angeles Rams (49,538)/O-28 | 17 |
| L | 16 | at Los Angeles Rams (54,346)/N-4 | 23 |
| W | 19 | New York Yanks (25,538)/N-11 | 14 |
| L | 21 | Chicago Cards (19,658)/N-18 | 27 |
| T | 10 | at New York Yanks (10,184)/N-25 | 10 |
| W | 20 | at Detroit (46,467)/D-2 | 10 |
| W | 31 | Green Bay (15,121)/D-9 | 19 |
| W | 21 | Detroit (27,276)/D-16 | 17 |
| 255 | | | 205 |

TEAM STATISTICS

| | 49ers | Opp |
|------------------------------|--------------|------------|
| TOTAL FIRST DOWNS | 237 | 188 |
| By Rushing | 134 | 91 |
| By Passing | 92 | 84 |
| By Penalties | 11 | 13 |
| TOTAL YARDS GAINED | 4321 | 3862 |
| By Rushing | 2366 | 1549 |
| By Passing | 1955 | 2313 |
| TOTAL PLAYS FROM SCRIMMAGE | 915 | 900 |
| Rushes | 523 | 417 |
| Average Gain Per Rush | 4.5 | 3.7 |
| FORWARD PASSES ATTEMPTED | 281 | 353 |
| Number Completed | 154 | 158 |
| Per Cent Completed | 54.8 | 44.8 |
| Yards Lost Passing | 308 | 212 |
| Passes Had Intercepted | 9 | 33 |
| Yards Gained Per Pass | 7.0 | 6.5 |
| Yards Gained Per Completion | 12.7 | 14.6 |
| PUNTS | 54 | 70 |
| Total Yardage of Punts | 2354 | 2826 |
| Average Length | 43.6 | 40.4 |
| Net avg. per punt | 39.4 | 33.4 |
| KICKOFF RETURNS | 53 | 49 |
| Total Yards Returned | 820 | 957 |
| Average Length of Return | 21.6 | 21.8 |
| PENALTIES | 75 | 68 |
| Yards Penalized | 694 | 526 |
| Net Loss/Gain | -168 | 168 |
| FUMBLES | 26 | 22 |
| Own Fumbles Recovered | 6 | 13 |
| Opponents' Fumbles Recovered | 9 | 20 |
| FIELD GOALS | 6 | 13 |
| Field Goals Attempted | 18 | 24 |
| TOTAL POINTS SCORED | 255 | 205 |
| Touchdowns Scored | 34 | 24 |
| Touchdowns Rushing | 19 | 9 |
| Touchdowns Passing | 14 | 15 |
| Touchdown Returns | 1 | 0 |
| Extra Points | 31 | 22 |
| Safeties | 1 | 0 |

SCORING

| | Tds | Ru | Pa | Int | Fu | KO | Pu | PAT | FG | S | Pts |
|-------------------|------------|-----------|-----------|------------|-----------|-----------|-----------|--------------|--------------|----------|------------|
| SoItau, Gordy | 7 | 0 | 7 | 0 | 0 | 0 | 0 | 32/30 | 1/6 | 0 | 90 |
| Arenas, Joe | 4 | 3 | 1 | 0 | 0 | 0 | 0 | 0/0 | 0/0 | 0 | 24 |
| Perry, Joe | 4 | 3 | 1 | 0 | 0 | 0 | 0 | 0/0 | 0/0 | 0 | 24 |
| Albert, Frank | 3 | 3 | 0 | 0 | 0 | 0 | 0 | 0/0 | 0/0 | 0 | 18 |
| Strzykalski, John | 3 | 3 | 0 | 0 | 0 | 0 | 0 | 0/0 | 0/0 | 0 | 18 |
| Wilson, Billy | 3 | 0 | 3 | 0 | 0 | 0 | 0 | 0/0 | 0/0 | 0 | 18 |
| Lillywhite, Verl | 2 | 1 | 1 | 0 | 0 | 0 | 0 | 0/0 | 0/0 | 0 | 12 |
| Monachino, Jim | 2 | 2 | 0 | 0 | 0 | 0 | 0 | 0/0 | 0/0 | 0 | 12 |
| Schabarum, Pete | 2 | 2 | 0 | 0 | 0 | 0 | 0 | 0/0 | 0/0 | 0 | 12 |
| Cason, Jim | 1 | 0 | 0 | 1 | 0 | 0 | 0 | 0/0 | 0/0 | 0 | 6 |
| Jessup, Bill | 1 | 0 | 1 | 0 | 0 | 0 | 0 | 0/0 | 0/0 | 0 | 6 |
| Nomellini, Leo | 1 | 0 | 0 | 0 | 0 | 0 | 1 | 0/0 | 0/0 | 0 | 6 |
| Tittle, Y.A. | 1 | 1 | 0 | 0 | 0 | 0 | 0 | 0/0 | 0/0 | 0 | 6 |
| Tanner, Hampton | 0 | 0 | 0 | 0 | 0 | 0 | 0 | 0/0 | 0/0 | 1 | 2 |
| Bruce, Gail | 0 | 0 | 0 | 0 | 0 | 0 | 0 | 1/1 | 0/0 | 0 | 1 |
| 49ERS | 34 | 18 | 14 | 1 | 0 | 0 | 1 | 33/31 | 18/6 | 1 | 255 |
| OPPONENTS | 24 | 9 | 15 | 0 | 0 | 0 | 0 | 24/22 | 24/13 | 0 | 205 |

| RUSHING | Att | Yds | Avg | LG | TD |
|--------------------|------------|-------------|------------|-----------|-----------|
| Perry, Joe | 136 | 677 | 5.0 | 58t | 3 |
| Lillywhite, Verl | 67 | 397 | 5.9 | 60t | 1 |
| Schabarum, Pete | 76 | 311 | 4.1 | 67 | 2 |
| Strzykalski, John | 81 | 296 | 3.7 | 13 | 3 |
| Arenas, Joe | 34 | 183 | 5.4 | 15 | 3 |
| Strickland, Bishop | 34 | 165 | 4.9 | 15 | 0 |
| Albert, Frank | 35 | 146 | 4.2 | 34 | 3 |
| Monachino, Jim | 21 | 74 | 3.5 | 7 | 2 |
| Standlee, Norm | 16 | 65 | 4.1 | 13 | 0 |
| White, Bob | 8 | 33 | 4.1 | 9 | 0 |
| Tittle, Y.A. | 13 | 18 | 1.4 | 5 | 1 |
| Cason, Jim | 1 | 5 | 5.0 | 5 | 0 |
| SoItau, Gordy | 1 | -4 | -4.0 | -4 | 0 |
| 49ERS | 523 | 2366 | 4.5 | 67 | 18 |
| OPPONENTS | 417 | 1549 | 3.7 | 61 | 9 |

| RECEIVING | No | Yds | Avg | LG | TD |
|-------------------|------------|-------------|-------------|------------|-----------|
| SoItau, Gordy | 59 | 826 | 14.0 | 48t | 7 |
| Wilson, Billy | 18 | 268 | 14.9 | 38 | 3 |
| Perry, Joe | 18 | 167 | 9.3 | 35 | 1 |
| Beals, Alyn | 12 | 126 | 10.5 | 22 | 0 |
| Strzykalski, John | 12 | 105 | 8.8 | 13 | 0 |
| Lillywhite, Verl | 11 | 125 | 11.4 | 29 | 1 |
| Schabarum, Pete | 10 | 162 | 16.2 | 47 | 0 |
| Jessup, Bill | 7 | 99 | 14.1 | 31 | 1 |
| White, Bob | 3 | 36 | 12.0 | 22 | 0 |
| Arenas, Joe | 1 | 12 | 12.0 | 12t | 1 |
| Berry, Rex | 1 | 12 | 12.0 | 12 | 0 |
| Cason, Jim | 1 | 8 | 8.0 | 8 | 0 |
| Monachino, Jim | 1 | 6 | 6.0 | 6 | 0 |
| Johnson, Bill | 0 | 3 | 0.0 | 3 | 0 |
| 49ERS | 154 | 1955 | 12.7 | 48t | 14 |
| OPPONENTS | 158 | 2313 | 14.6 | 81t | 15 |

| INTERCEPTIONS | No | Yds | Avg | LG | TD |
|----------------------|-----------|------------|-------------|------------|-----------|
| Wagner, Lowell | 9 | 115 | 12.8 | 40 | 0 |
| Cason, Jim | 8 | 147 | 18.4 | 65t | 1 |
| Berry, Rex | 4 | 77 | 19.3 | 38 | 0 |
| Powers, Jim | 4 | 73 | 18.3 | 28 | 0 |
| Lillywhite, Verl | 3 | 47 | 15.7 | 24 | 0 |
| Wismann, Pete | 2 | 12 | 6.0 | 10 | 0 |
| Carapella, Al | 1 | 11 | 11.0 | 11 | 0 |
| White, Bob | 1 | 11 | 11.0 | 11 | 0 |
| Brown, Hardy | 1 | 5 | 5.0 | 5 | 0 |
| 49ERS | 33 | 498 | 15.1 | 65t | 1 |
| OPPONENTS | 19 | 223 | 11.7 | 62 | 0 |

| KICKOFF RETURNS | No | Yds | Avg | LG | TD |
|------------------------|-----------|------------|-------------|-----------|-----------|
| Arenas, Joe | 21 | 542 | 25.8 | 49 | 0 |
| Cason, Jim | 10 | 196 | 19.6 | 41 | 0 |
| Nomellini, Leo | 2 | 27 | 13.5 | 16 | 0 |
| Perry, Joe | 1 | 32 | 32.0 | 32 | 0 |
| Strickland, Bishop | 1 | 14 | 14.0 | 14 | 0 |
| Collins, Ray | 1 | 6 | 6.0 | 6 | 0 |
| Banducci, Bruno | 1 | 3 | 3.0 | 3 | 0 |
| Wilson, Billy | 1 | 0 | 0.0 | 0 | 0 |
| 49ERS | 38 | 820 | 21.6 | 49 | 0 |
| OPPONENTS | 44 | 957 | 21.8 | 63 | 0 |

| PUNT RETURNS | No | Yds | Avg | LG | TD |
|---------------------|-----------|------------|-------------|-----------|-----------|
| Arenas, Joe | 21 | 272 | 13.0 | 51 | 0 |
| Cason, Jim | 13 | 115 | 8.9 | 20 | 0 |
| Nomellini, Leo | 1 | 20 | 20.0 | 20t | 1 |
| 49ERS | 35 | 407 | 11.6 | 51 | 1 |
| OPPONENTS | 21 | 140 | 6.7 | 58 | 0 |

| PUNTING | No | Yds | Avg | LG | Bk |
|------------------|-----------|-------------|-------------|-----------|-----------|
| Albert, Frank | 34 | 1506 | 44.3 | 66 | 0 |
| Lillywhite, Verl | 20 | 848 | 42.4 | 75 | 0 |
| 49ERS | 54 | 2354 | 43.6 | 75 | 0 |
| OPPONENTS | 70 | 2826 | 40.4 | 67 | 1 |

| PASSING | Att | Comp | Pct | Yds | LG | TD | Int | QB |
|------------------|------------|-------------|-------------|-------------|------------|-----------|------------|-------------|
| Tittle, Y.A. | 114 | 63 | 55.3 | 808 | 48t | 8 | 9 | 68.2 |
| Albert, Frank | 166 | 90 | 54.2 | 1116 | 47 | 5 | 10 | 60.2 |
| Perry, Joe | 1 | 1 | 100.0 | 31 | 31t | 1 | 0 | 158.3 |
| 49ERS | 281 | 154 | 54.8 | 1955 | 48t | 14 | 19 | 65.2 |
| OPPONENTS | 353 | 158 | 44.8 | 2313 | 81t | 15 | 33 | 41.9 |



1952 (7-5)

Lawrence T. Shaw, Coach

| | | | |
|------------|----|-----------------------------------|------------|
| W | 17 | Detroit (52,750)/S-28 | 3 |
| W | 37 | at Dallas Texans (12,566)/O-5 | 14 |
| W | 28 | at Detroit (42,842)/O-12 | 0 |
| W | 40 | at Chicago Bears (46,338)/O-19 | 16 |
| W | 48 | Dallas Texans (26,887)/O-26 | 21 |
| L | 17 | Chicago Bears (58,255)/N-2 | 20 |
| L | 14 | at New York Giants (54,230)/N-9 | 23 |
| W | 23 | at Washington (30,863)/N-16 | 17 |
| L | 9 | at Los Angeles Rams (64,450)/N-23 | 35 |
| L | 21 | Los Angeles Rams (49,420)/N-30 | 34 |
| L | 7 | Pittsburgh (13,886)/D-7 | 24 |
| W | 24 | Green Bay (17,579)/D-14 | 14 |
| 285 | | | 221 |

TEAM STATISTICS

| | 49ers | Opp |
|------------------------------|-------|------|
| TOTAL FIRST DOWNS | 213 | 167 |
| By Rushing | 97 | 81 |
| By Passing | 104 | 76 |
| By Penalties | 12 | 10 |
| TOTAL YARDS GAINED | 4276 | 3495 |
| By Rushing | 1905 | 1566 |
| By Passing | 2371 | 1929 |
| TOTAL PLAYS FROM SCRIMMAGE | 884 | 887 |
| Rushes | 421 | 412 |
| Average Gain Per Rush | 5.0 | 3.8 |
| FORWARD PASSES ATTEMPTED | 342 | 342 |
| Number Completed | 174 | 151 |
| Per Cent Completed | 51.8 | 44.2 |
| Yards Lost Passing | 396 | 291 |
| Passes Had Intercepted | 23 | 17 |
| Yards Gained Per Pass | 5.8 | 4.8 |
| Yards Gained Per Completion | 13.6 | 12.8 |
| PUNTS | 68 | 78 |
| Total Yardage of Punts | 2899 | 3218 |
| Average Length | 42.6 | 41.3 |
| Net avg. per punt | 36.8 | 34.6 |
| KICKOFF RETURNS | 58 | 50 |
| Total Yards Returned | 798 | 1242 |
| Average Length of Return | 22.2 | 23.9 |
| PENALTIES | 79 | 65 |
| Yards Penalized | 628 | 530 |
| Net Loss/Gain | -98 | 98 |
| FUMBLES | 26 | 31 |
| Own Fumbles Recovered | 13 | 13 |
| Opponents' Fumbles Recovered | 18 | 13 |
| FIELD GOALS | 6 | 10 |
| Field Goals Attempted | 12 | 21 |
| TOTAL POINTS SCORED | 285 | 221 |
| Touchdowns Scored | 38 | 27 |
| Touchdowns Rushing | 16 | 10 |
| Touchdowns Passing | 19 | 15 |
| Touchdown Returns | 3 | 2 |
| Extra Points | 35 | 27 |
| Field Goals | 6 | 10 |
| Safeties | 2 | 1 |

SCORING

| | TDs | Ru | Pa | Int | Fu | KO | Pu | PAT | FG | S | Pts |
|------------------|-----------|-----------|-----------|----------|----------|----------|----------|--------------|--------------|----------|------------|
| Soltau, Gordy | 7 | 0 | 7 | 0 | 0 | 0 | 0 | 36/34 | 12/6 | 0 | 94 |
| McElhenny, Hugh | 10 | 6 | 3 | 0 | 0 | 0 | 1 | 0/0 | 0/0 | 0 | 60 |
| Perry, Joe | 8 | 8 | 0 | 0 | 0 | 0 | 0 | 0/0 | 0/0 | 0 | 48 |
| White, Bob | 3 | 1 | 2 | 0 | 0 | 0 | 0 | 0/0 | 0/0 | 0 | 18 |
| Wilson, Billy | 3 | 0 | 3 | 0 | 0 | 0 | 0 | 0/0 | 0/0 | 0 | 18 |
| O'Donahue, Pat | 1 | 0 | 0 | 0 | 0 | 0 | 1 | 1/1 | 0/0 | 0 | 7 |
| Albert, Frank | 1 | 1 | 0 | 0 | 0 | 0 | 0 | 0/0 | 0/0 | 0 | 6 |
| Aldridge, Ben | 1 | 0 | 1 | 0 | 0 | 0 | 0 | 0/0 | 0/0 | 0 | 6 |
| Arenas, Joe | 1 | 0 | 1 | 0 | 0 | 0 | 0 | 0/0 | 0/0 | 0 | 6 |
| Boone, J.R. | 1 | 0 | 1 | 0 | 0 | 0 | 0 | 0/0 | 0/0 | 0 | 6 |
| Burke, Don | 1 | 0 | 0 | 1 | 0 | 0 | 0 | 0/0 | 0/0 | 0 | 6 |
| Jessup, Bill | 1 | 0 | 1 | 0 | 0 | 0 | 0 | 0/0 | 0/0 | 0 | 6 |
| Momsen, Bob | 0 | 0 | 0 | 0 | 0 | 0 | 0 | 0/0 | 0/0 | 1 | 2 |
| Powell, Charlie | 0 | 0 | 0 | 0 | 0 | 0 | 0 | 0/0 | 0/0 | 1 | 2 |
| 49ERS | 38 | 16 | 19 | 1 | 0 | 0 | 2 | 37/35 | 12/6 | 2 | 285 |
| OPPONENTS | 27 | 10 | 15 | 0 | 1 | 0 | 1 | 27/27 | 21/10 | 1 | 221 |

| RUSHING | Att | Yds | Avg | LG | TD |
|-------------------|------------|-------------|------------|------------|-----------|
| Perry, Joe | 158 | 725 | 4.6 | 78t | 8 |
| McElhenny, Hugh | 98 | 684 | 7.0 | 89t | 6 |
| Arenas, Joe | 44 | 183 | 4.2 | 14 | 0 |
| Albert, Frank | 22 | 87 | 4.0 | 29 | 1 |
| Boone, J.R. | 24 | 72 | 3.0 | 12 | 0 |
| Strzykalski, John | 16 | 53 | 3.3 | 11 | 0 |
| Aldridge, Ben | 13 | 36 | 2.8 | 11 | 0 |
| White, Bob | 24 | 33 | 1.4 | 17 | 1 |
| Cathcart, Sam | 6 | 21 | 3.5 | 7 | 0 |
| Standlee, Norm | 2 | 8 | 4.0 | 9 | 0 |
| Berry, Rex | 1 | 7 | 7.0 | 7 | 0 |
| Nomellini, Leo | 1 | 5 | 5.0 | 5 | 0 |
| Meyers, Bob | 1 | 2 | 2.0 | 2 | 0 |
| Tittle, Y.A. | 11 | -11 | -1.0 | 4 | 0 |
| 49ERS | 421 | 1905 | 4.5 | 89t | 16 |
| OPPONENTS | 412 | 1566 | 3.8 | 51 | 10 |

| RECEIVING | No | Yds | Avg | LG | TD |
|-------------------|------------|-------------|-------------|------------|-----------|
| Soltau, Gordy | 55 | 774 | 14.1 | 49 | 7 |
| McElhenny, Hugh | 26 | 367 | 14.1 | 77 | 3 |
| Boone, J.R. | 25 | 461 | 18.4 | 53 | 1 |
| Wilson, Billy | 23 | 304 | 13.2 | 40 | 3 |
| Perry, Joe | 15 | 81 | 5.4 | 17 | 0 |
| White, Bob | 12 | 173 | 14.4 | 60 | 2 |
| Jessup, Bill | 6 | 108 | 18.0 | 58 | 1 |
| Arenas, Joe | 5 | 47 | 9.4 | 14 | 1 |
| Aldridge, Ben | 4 | 22 | 5.5 | 16 | 1 |
| Cathcart, Sam | 2 | 15 | 7.5 | 13 | 0 |
| Henke, Ed | 1 | 13 | 13.0 | 13 | 0 |
| Wagner, Lowell | 1 | 6 | 6.0 | 6 | 0 |
| Strzykalski, John | 1 | 4 | 4.0 | 4 | 0 |
| Banducci, Bruno | 1 | -4 | -4.0 | -4 | 0 |
| 49ERS | 177 | 2371 | 13.4 | 77 | 19 |
| OPPONENTS | 151 | 1929 | 12.8 | 90t | 15 |

| INTERCEPTIONS | No | Yds | Avg | LG | TD |
|------------------|-----------|------------|-------------|------------|----------|
| Wagner, Lowell | 6 | 69 | 11.5 | 30 | 0 |
| Cathcart, Sam | 3 | 64 | 21.3 | 30 | 0 |
| Powers, Jim | 2 | 37 | 18.5 | 23 | 0 |
| Berry, Rex | 2 | 27 | 13.5 | 23 | 0 |
| Cason, Jim | 2 | 4 | 2.0 | 4 | 0 |
| Burke, Don | 1 | 35 | 35.0 | 35t | 1 |
| Brown, Hardy | 1 | 16 | 16.0 | 16 | 0 |
| 49ERS | 17 | 252 | 14.8 | 35t | 1 |
| OPPONENTS | 23 | 299 | 13.0 | 38 | 0 |

| KICKOFF RETURNS | No | Yds | Avg | LG | TD |
|------------------|-----------|-------------|-------------|-----------|----------|
| Arenas, Joe | 11 | 291 | 26.5 | 47 | 0 |
| McElhenny, Hugh | 18 | 396 | 22.0 | 40 | 0 |
| Brown, Hardy | 2 | 31 | 15.5 | 23 | 0 |
| O'Donahue, Pat | 2 | 17 | 8.5 | 10 | 0 |
| Burke, Don | 1 | 25 | 25.0 | 25 | 0 |
| Cathcart, Sam | 1 | 20 | 20.0 | 20 | 0 |
| Nomellini, Leo | 1 | 18 | 18.0 | 18 | 0 |
| 49ERS | 36 | 798 | 22.2 | 47 | 0 |
| OPPONENTS | 52 | 1242 | 23.9 | 52 | 0 |

| PUNT RETURNS | No | Yds | Avg | LG | TD |
|------------------|-----------|------------|-------------|------------|----------|
| McElhenny, Hugh | 20 | 284 | 14.2 | 94t | 1 |
| Boone, J.R. | 11 | 66 | 6.0 | 17 | 0 |
| Arenas, Joe | 7 | 40 | 5.7 | 13 | 0 |
| Cathcart, Sam | 1 | 23 | 23.0 | 23 | 0 |
| O'Donahue, Pat | 1 | 23 | 23.0 | 23t | 1 |
| 49ERS | 40 | 436 | 10.9 | 94t | 2 |
| OPPONENTS | 29 | 359 | 12.4 | 82t | 1 |

| PUNTING | No | Yds | Avg | LG | Bik |
|------------------|-----------|-------------|-------------|-----------|----------|
| Albert, Frank | 68 | 2899 | 42.6 | 70 | 0 |
| 49ERS | 68 | 2899 | 42.6 | 70 | 0 |
| OPPONENTS | 78 | 3218 | 41.3 | 66 | 0 |

| PASSING | Att | Comp | Pct | Yds | LG | TD | Int | QB |
|------------------|------------|------------|-------------|-------------|------------|-----------|-----------|-------------|
| Albert, Frank | 129 | 71 | 55.0 | 964 | 60t | 8 | 10 | 67.5 |
| Tittle, Y.A. | 208 | 106 | 51.0 | 1407 | 77 | 11 | 12 | 66.3 |
| Arenas, Joe | 1 | 0 | 0.0 | 0 | 0 | 0 | 0 | 39.6 |
| Cathcart, Sam | 1 | 0 | 0.0 | 0 | 0 | 0 | 1 | 0.0 |
| Powers, Jim | 1 | 0 | 0.0 | 0 | 0 | 0 | 0 | 39.6 |
| Perry, Joe | 2 | 0 | 0.0 | 0 | 0 | 0 | 0 | 39.6 |
| 49ERS | 342 | 177 | 51.8 | 2371 | 77 | 19 | 23 | 64.6 |
| OPPONENTS | 342 | 151 | 44.2 | 1929 | 90t | 15 | 17 | 56.3 |



1953 (9-3)

Lawrence T. Shaw, Coach

| | | | |
|------------|----|------------------------------------|------------|
| W | 31 | Philadelphia (25,000)/S-27 | 21 |
| W | 31 | Los Angeles Rams (41,446)/O-4 | 30 |
| L | 21 | at Detroit (56,080)/O-11 | 24 |
| W | 35 | at Chicago Bears (36,909)/O-18 | 28 |
| L | 10 | Detroit (52,300)/O-25 | 14 |
| W | 24 | Chicago Bears (26,308)/N-1 | 14 |
| W | 31 | at Los Angeles Rams (85,856)/N-8 | 27 |
| L | 21 | at Cleveland (80,698)/N-15 | 23 |
| W | 37 | at G.B. in Milwaukee (16,378)/N-22 | 7 |
| W | 38 | at Baltimore (26,005)/N-29 | 21 |
| W | 48 | Green Bay (31,337)/D-6 | 14 |
| W | 45 | Baltimore (23,932)/D-13 | 14 |
| 372 | | | 237 |

TEAM STATISTICS

| | 49ers | Opp |
|------------------------------|--------------|------------|
| TOTAL FIRST DOWNS | 243 | 206 |
| By Rushing | 128 | 99 |
| By Passing | 99 | 95 |
| By Penalties | 16 | 12 |
| TOTAL YARDS GAINED | 4398 | 3425 |
| By Rushing | 2230 | 1548 |
| By Passing | 2168 | 1877 |
| TOTAL PLAYS FROM SCRIMMAGE | 825 | 830 |
| Rushes | 443 | 398 |
| Average Gain Per Rush | 5.0 | 3.9 |
| FORWARD PASSES ATTEMPTED | 322 | 356 |
| Number Completed | 174 | 173 |
| Per Cent Completed | 54.0 | 48.6 |
| Yards Lost Passing | 239 | 223 |
| Passes Had Intercepted | 19 | 23 |
| Yards Gained Per Pass | 6.7 | 5.3 |
| Yards Gained Per Completion | 12.5 | 10.8 |
| PUNTS | 42 | 60 |
| Total Yardage of Punts | 1706 | 2457 |
| Average Length | 40.6 | 41.0 |
| Net avg. per punt | 37.5 | 35.8 |
| KICKOFF RETURNS | 49 | 69 |
| Number Returned | 43 | 59 |
| Total Yards Returned | 1105 | 1264 |
| Average Length of Return | 25.7 | 21.4 |
| PENALTIES | 90 | 71 |
| Yards Penalized | 772 | 615 |
| Net Loss/Gain | -157 | 157 |
| FUMBLES | 28 | 33 |
| Own Fumbles Recovered | 9 | 16 |
| Opponents' Fumbles Recovered | 17 | 19 |
| FIELD GOALS | 10 | 9 |
| Field Goals Attempted | 13 | 16 |
| TOTAL POINTS SCORED | 372 | 237 |
| Touchdowns Scored | 49 | 30 |
| Touchdowns Rushing | 26 | 12 |
| Touchdowns Passing | 22 | 17 |
| Touchdown Returns | 1 | 1 |
| Extra Points | 48 | 30 |
| Field Goals | 10 | 9 |
| Safeties | 0 | 0 |

SCORING

| | TDs | Ru | Pa | Int | Fu | KO | Pu | PAT | FG | S | Pts |
|------------------|------------|-----------|-----------|------------|-----------|-----------|-----------|--------------|--------------|----------|------------|
| SoItau, Gordy | 6 | 0 | 6 | 0 | 0 | 0 | 0 | 49/48 | 15/10 | 0 | 114 |
| Perry, Joe | 13 | 10 | 3 | 0 | 0 | 0 | 0 | 0/0 | 3/0 | 0 | 78 |
| Wilson, Billy | 10 | 0 | 10 | 0 | 0 | 0 | 0 | 0/0 | 0/0 | 0 | 60 |
| Arenas, Joe | 7 | 6 | 1 | 0 | 0 | 0 | 0 | 0/0 | 0/0 | 0 | 42 |
| Tittle, Y.A. | 6 | 6 | 0 | 0 | 0 | 0 | 0 | 0/0 | 0/0 | 0 | 36 |
| McElhenny, Hugh | 5 | 3 | 2 | 0 | 0 | 0 | 0 | 0/0 | 0/0 | 0 | 30 |
| Berry, Rex | 1 | 0 | 0 | 1 | 0 | 0 | 0 | 0/0 | 0/0 | 0 | 6 |
| Mixon, Billy | 1 | 1 | 0 | 0 | 0 | 0 | 0 | 0/0 | 0/0 | 0 | 6 |
| 49ERS | 49 | 26 | 22 | 1 | 0 | 0 | 0 | 49/48 | 18/10 | 0 | 372 |
| OPPONENTS | 30 | 12 | 17 | 0 | 1 | 0 | 0 | 30/30 | 16/9 | 0 | 237 |

| RUSHING | Att | Yds | Avg | LG | TD |
|------------------|------------|-------------|------------|------------|-----------|
| Perry, Joe | 192 | 1018 | 5.3 | 51t | 10 |
| McElhenny, Hugh | 112 | 503 | 4.5 | 33 | 3 |
| Arenas, Joe | 72 | 380 | 5.3 | 60t | 6 |
| Mixon, Billy | 25 | 176 | 7.0 | 33 | 1 |
| Schabarum, Pete | 18 | 104 | 5.8 | 23 | 0 |
| Tittle, Y.A. | 14 | 41 | 2.9 | 14 | 6 |
| Monachino, Jim | 4 | 10 | 2.5 | 5 | 0 |
| Wagner, Lowell | 1 | 4 | 4.0 | 4 | 0 |
| Ledyard, Hal | 1 | 3 | 3.0 | 3 | 0 |
| Bahnsen, Ken | 1 | 1 | 1.0 | 1 | 0 |
| Powers, Jim | 3 | -10 | -3.3 | 0 | 0 |
| 49ERS | 443 | 2230 | 5.0 | 60t | 26 |
| OPPONENTS | 398 | 1548 | 3.9 | 48 | 12 |

| RECEIVING | No | Yds | Avg | LG | TD |
|------------------|------------|-------------|-------------|------------|-----------|
| Wilson, Billy | 51 | 840 | 16.5 | 61t | 10 |
| SoItau, Gordy | 43 | 620 | 14.4 | 54t | 6 |
| McElhenny, Hugh | 30 | 474 | 15.8 | 71 | 2 |
| Perry, Joe | 19 | 191 | 10.1 | 60t | 3 |
| Arenas, Joe | 10 | 113 | 11.3 | 38 | 1 |
| Schabarum, Pete | 10 | 96 | 9.6 | 31 | 0 |
| Babcock, Harry | 7 | 59 | 8.4 | 13 | 0 |
| Monachino, Jim | 2 | 9 | 4.5 | 9 | 0 |
| Mixon, Billy | 1 | 7 | 7.0 | 7 | 0 |
| Hogland, Doug | 1 | -2 | -2.0 | -2 | 0 |
| 49ERS | 174 | 2407 | 13.8 | 71 | 22 |
| OPPONENTS | 173 | 2100 | 12.1 | 66t | 17 |

| INTERCEPTIONS | No | Yds | Avg | LG | TD |
|----------------------|-----------|------------|-------------|-----------|-----------|
| Berry, Rex | 7 | 142 | 20.3 | 29t | 1 |
| Wagner, Lowell | 6 | 135 | 22.5 | 32 | 0 |
| Bruney, Fred | 5 | 59 | 11.8 | 23 | 0 |
| Arenas, Joe | 2 | 29 | 14.5 | 17 | 0 |
| Morton, John | 2 | 16 | 8.0 | 9 | 0 |
| Brown, Hardy | 1 | 7 | 7.0 | 7 | 0 |
| 49ERS | 23 | 388 | 16.9 | 32 | 1 |
| OPPONENTS | 19 | 204 | 10.7 | 30 | 0 |

| KICKOFF RETURNS | No | Yds | Avg | LG | TD |
|------------------------|-----------|-------------|-------------|-----------|-----------|
| Arenas, Joe | 16 | 551 | 34.4 | 82 | 0 |
| McElhenny, Hugh | 15 | 368 | 24.5 | 55 | 0 |
| Schabarum, Pete | 2 | 50 | 25.0 | 27 | 0 |
| Bruney, Fred | 2 | 46 | 23.0 | 25 | 0 |
| Perry, Joe | 2 | 21 | 10.5 | 11 | 0 |
| Babcock, Harry | 2 | 3 | 1.5 | 3 | 0 |
| Berry, Rex | 1 | 37 | 37.0 | 37 | 0 |
| Bahnsen, Ken | 1 | 21 | 21.0 | 21 | 0 |
| Nomellini, Leo | 1 | 5 | 5.0 | 5 | 0 |
| Brown, Hardy | 1 | 3 | 3.0 | 3 | 0 |
| 49ERS | 43 | 1105 | 25.7 | 82 | 0 |
| OPPONENTS | 59 | 1264 | 21.4 | 78 | 0 |

| PUNT RETURNS | No | Yds | Avg | LG | TD |
|---------------------|-----------|------------|------------|-----------|-----------|
| McElhenny, Hugh | 15 | 104 | 6.9 | 25 | 0 |
| Arenas, Joe | 8 | 93 | 11.6 | 50 | 0 |
| Berry, Rex | 7 | 42 | 6.0 | 17 | 0 |
| Schabarum, Pete | 2 | 0 | 0.0 | 0 | 0 |
| Bruney, Fred | 1 | 11 | 11.0 | 11 | 0 |
| 49ERS | 33 | 250 | 7.6 | 50 | 0 |
| OPPONENTS | 27 | 109 | 4.0 | 13 | 0 |

| PUNTING | No | Yds | Avg | LG | Blk |
|------------------|-----------|-------------|-------------|-----------|------------|
| Powers, Jim | 42 | 1706 | 40.6 | 55 | 1 |
| 49ERS | 42 | 1706 | 40.6 | 55 | 1 |
| OPPONENTS | 60 | 2457 | 41.0 | 61 | 0 |

| PASSING | Att | Comp | Pct | Yds | LG | TD | Int | QB |
|------------------|------------|-------------|-------------|-------------|------------|-----------|------------|-------------|
| Tittle, Y.A. | 259 | 149 | 57.5 | 2121 | 71t | 20 | 16 | 84.2 |
| Powers, Jim | 49 | 22 | 44.9 | 259 | 28 | 1 | 2 | 51.3 |
| McElhenny, Hugh | 3 | 2 | 66.7 | 13 | 11t | 1 | 0 | 115.3 |
| Perry, Joe | 1 | 1 | 100.0 | 14 | 14 | 0 | 0 | 118.8 |
| Arenas, Joe | 1 | 0 | 0.0 | 0 | 0 | 0 | 0 | 39.6 |
| Ledyard, Hal | 9 | 0 | 0.0 | 0 | 0 | 0 | 0 | 39.6 |
| 49ERS | 322 | 174 | 54.0 | 2407 | 71t | 22 | 18 | 77.8 |
| OPPONENTS | 356 | 173 | 48.6 | 1877 | 66t | 17 | 23 | 53.6 |



1954 (7-4-1)

Lawrence T. Shaw, Coach

| | | | |
|------------|----|------------------------------------|------------|
| W | 41 | Washington (32,085)/S-26 | 7 |
| T | 24 | at Los Angeles Rams (79,208)/O-3 | 24 |
| W | 23 | at G.B. in Milwaukee (15,571)/O-10 | 17 |
| W | 27 | at Chicago Bears (42,935)/O-17 | 24 |
| W | 37 | Detroit (58,891)/O-24 | 31 |
| L | 27 | Chicago Bears (49,833)/O-31 | 31 |
| L | 34 | Los Angeles Rams (58,758)/N-7 | 42 |
| L | 7 | at Detroit (58,431)/N-14 | 48 |
| W | 31 | at Pittsburgh (37,001)/N-20 | 3 |
| L | 13 | at Baltimore (23,875)/N-28 | 17 |
| W | 35 | Green Bay (32,012)/D-5 | 0 |
| W | 10 | Baltimore (25,456)/D-11 | 7 |
| 313 | | | 251 |

TEAM STATISTICS

| | 49ers | Opp |
|------------------------------|--------------|------------|
| TOTAL FIRST DOWNS | 252 | 207 |
| By Rushing | 125 | 74 |
| By Passing | 109 | 122 |
| By Penalties | 18 | 11 |
| TOTAL YARDS GAINED | 4704 | 4020 |
| By Rushing | 2498 | 1371 |
| By Passing | 2206 | 2649 |
| TOTAL PLAYS FROM SCRIMMAGE | 863 | 800 |
| Rushes | 442 | 348 |
| Average Gain Per Rush | 5.7 | 3.9 |
| FORWARD PASSES ATTEMPTED | 340 | 374 |
| Number Completed | 187 | 193 |
| Per Cent Completed | 55.0 | 51.6 |
| Yards Lost Passing | 238 | 366 |
| Passes Had Intercepted | 12 | 19 |
| Yards Gained Per Pass | 6.5 | 7.1 |
| Yards Gained Per Completion | 11.8 | 13.7 |
| PUNTS | 60 | 59 |
| Total Yardage of Punts | 2221 | 2420 |
| Average Length | 37.0 | 41.0 |
| Net avg. per punt | 32.2 | 34.8 |
| KICKOFF RETURNS | 51 | 64 |
| Number Returned | 39 | 57 |
| Total Yards Returned | 930 | 1145 |
| Average Length of Return | 23.8 | 20.1 |
| PENALTIES | 73 | 51 |
| Yards Penalized | 614 | 426 |
| Net Loss/Gain | -188 | 188 |
| FUMBLES | 30 | 29 |
| Own Fumbles Recovered | 17 | 14 |
| Opponents' Fumbles Recovered | 18 | 13 |
| FIELD GOALS | 12 | 9 |
| Field Goals Attempted | 21 | 19 |
| TOTAL POINTS SCORED | 313 | 251 |
| Touchdowns Scored | 40 | 32 |
| Touchdowns Rushing | 28 | 8 |
| Touchdowns Passing | 10 | 24 |
| Touchdown Returns | 2 | 0 |
| Extra Points | 37 | 32 |
| Field Goals | 12 | 9 |
| Safeties | 0 | 0 |

SCORING

| | TDs | Ru | Pa | Int | Fu | KO | Pu | PAT | FG | S | Pts |
|---------------------|------------|-----------|-----------|------------|-----------|-----------|-----------|--------------|--------------|----------|------------|
| Soltau, Gordy | 2 | 0 | 2 | 0 | 0 | 0 | 0 | 33/31 | 18/11 | 0 | 76 |
| Perry, Joe | 8 | 8 | 0 | 0 | 0 | 0 | 0 | 7/6 | 3/1 | 0 | 57 |
| Johnson, John Henry | 9 | 9 | 0 | 0 | 0 | 0 | 0 | 0/0 | 0/0 | 0 | 54 |
| McElhenny, Hugh | 6 | 6 | 0 | 0 | 0 | 0 | 0 | 0/0 | 0/0 | 0 | 36 |
| Wilson, Billy | 5 | 0 | 5 | 0 | 0 | 0 | 0 | 0/0 | 0/0 | 0 | 30 |
| Tittle, Y.A. | 4 | 4 | 0 | 0 | 0 | 0 | 0 | 0/0 | 0/0 | 0 | 24 |
| Jessup, Bill | 3 | 0 | 3 | 0 | 0 | 0 | 0 | 0/0 | 0/0 | 0 | 18 |
| Berry, Rex | 1 | 0 | 0 | 1 | 0 | 0 | 0 | 0/0 | 0/0 | 0 | 6 |
| Brown, Hardy | 1 | 0 | 0 | 1 | 0 | 0 | 0 | 0/0 | 0/0 | 0 | 6 |
| Schabarum, Pete | 1 | 1 | 0 | 0 | 0 | 0 | 0 | 0/0 | 0/0 | 0 | 6 |
| 49ERS | 40 | 28 | 10 | 2 | 0 | 0 | 0 | 40/37 | 21/12 | 0 | 313 |
| OPPONENTS | 32 | 8 | 24 | 0 | 0 | 0 | 0 | 32/32 | 19/9 | 0 | 251 |

| | Att | Yds | Avg | LG | TD | | | |
|------------------------|------------|-------------|-------------|-------------|------------|-----------|------------|-------------|
| RUSHING | | | | | | | | |
| Perry, Joe | 173 | 1049 | 6.1 | 58 | 8 | | | |
| Johnson, John Henry | 129 | 681 | 5.3 | 38t | 9 | | | |
| McElhenny, Hugh | 64 | 515 | 8.1 | 60t | 6 | | | |
| Schabarum, Pete | 21 | 79 | 3.8 | 16 | 1 | | | |
| Arenas, Joe | 11 | 77 | 7.0 | 26 | 0 | | | |
| Tittle, Y.A. | 28 | 68 | 2.4 | 10 | 4 | | | |
| Mixon, Billy | 7 | 19 | 2.7 | 7 | 0 | | | |
| Cassara, Frank | 3 | 17 | 5.7 | 10 | 0 | | | |
| Galiffa, Arnie | 1 | 2 | 2.0 | 2 | 0 | | | |
| Tidwell, Billy | 1 | 1 | 1.0 | 1 | 0 | | | |
| Cason, Jim | 2 | 1 | 0.5 | 3 | 0 | | | |
| Jessup, Bill | 1 | -5 | -5.0 | -5 | 0 | | | |
| Brown, Pete | 1 | -6 | -6.0 | -6 | 0 | | | |
| 49ERS | 442 | 2498 | 5.7 | 60t | 28 | | | |
| OPPONENTS | 348 | 1371 | 3.9 | 43t | 8 | | | |
| RECEIVING | No | Yds | Avg | LG | TD | | | |
| Wilson, Billy | 60 | 830 | 13.8 | 43 | 5 | | | |
| Jessup, Bill | 30 | 565 | 18.8 | 68t | 3 | | | |
| Johnson, John Henry | 28 | 183 | 6.5 | 34 | 0 | | | |
| Perry, Joe | 26 | 203 | 7.8 | 70 | 0 | | | |
| Soltau, Gordy | 22 | 316 | 14.4 | 42 | 2 | | | |
| McElhenny, Hugh | 8 | 162 | 20.3 | 53 | 0 | | | |
| Babcock, Harry | 6 | 91 | 15.2 | 33 | 0 | | | |
| Schabarum, Pete | 4 | 70 | 17.5 | 42 | 0 | | | |
| Arenas, Joe | 2 | 12 | 6.0 | 12 | 0 | | | |
| Cassara, Frank | 1 | 12 | 12.0 | 12 | 0 | | | |
| 49ERS | 187 | 2444 | 13.1 | 70 | 10 | | | |
| OPPONENTS | 193 | 3015 | 15.6 | 78t | 24 | | | |
| INTERCEPTIONS | No | Yds | Avg | LG | TD | | | |
| Berry, Rex | 3 | 69 | 23.0 | 34t | 1 | | | |
| Brown, Hardy | 3 | 42 | 14.0 | 41t | 1 | | | |
| Williams, John | 3 | 28 | 9.3 | 15 | 0 | | | |
| Arenas, Joe | 3 | 26 | 8.7 | 26 | 0 | | | |
| Carapella, Al | 2 | 40 | 20.0 | 27 | 0 | | | |
| Mixon, Billy | 2 | 6 | 3.0 | 3 | 0 | | | |
| Brown, Pete | 1 | 47 | 47.0 | 47 | 0 | | | |
| Toneff, Bob | 1 | 15 | 15.0 | 15 | 0 | | | |
| Schabarum, Pete | 1 | 9 | 9.0 | 9 | 0 | | | |
| 49ERS | 19 | 282 | 14.8 | 47 | 2 | | | |
| OPPONENTS | 12 | 167 | 13.9 | 33 | 0 | | | |
| KICKOFF RETURNS | No | Yds | Avg | LG | TD | | | |
| Arenas, Joe | 16 | 362 | 22.6 | 41 | 0 | | | |
| Tidwell, Billy | 10 | 287 | 28.7 | 65 | 0 | | | |
| McElhenny, Hugh | 8 | 210 | 26.3 | 51 | 0 | | | |
| Johnson, John Henry | 2 | 25 | 12.5 | 19 | 0 | | | |
| Schabarum, Pete | 1 | 34 | 34.0 | 34 | 0 | | | |
| Toneff, Bob | 1 | 10 | 10.0 | 10 | 0 | | | |
| Hogland, Doug | 1 | 2 | 2.0 | 2 | 0 | | | |
| 49ERS | 39 | 930 | 23.9 | 65 | 0 | | | |
| OPPONENTS | 57 | 1145 | 20.1 | 43 | 0 | | | |
| PUNT RETURNS | No | Yds | Avg | LG | TD | | | |
| Arenas, Joe | 23 | 117 | 5.1 | 23 | 0 | | | |
| McElhenny, Hugh | 8 | 78 | 9.8 | 32 | 0 | | | |
| Tidwell, Billy | 3 | 0 | 0.0 | 17 | 0 | | | |
| Schabarum, Pete | 2 | 10 | 5.0 | 10 | 0 | | | |
| 49ERS | 36 | 205 | 5.7 | 32 | 0 | | | |
| OPPONENTS | 40 | 269 | 6.7 | 47 | 0 | | | |
| PUNTING | No | Yds | Avg | LG | Blk | | | |
| Brown, Pete | 49 | 1837 | 37.5 | 51 | 0 | | | |
| Brown, Hardy | 10 | 384 | 38.4 | 58 | 0 | | | |
| Berry, Rex | 1 | 0 | 0.0 | 0 | 0 | | | |
| 49ERS | 60 | 2221 | 37.0 | 58 | 0 | | | |
| OPPONENTS | 59 | 2420 | 41.0 | 60 | 0 | | | |
| PASSING | Att | Comp | Pct | Yds | LG | TD | Int | QB |
| Tittle, Y.A. | 295 | 170 | 57.6 | 2205 | 70 | 9 | 9 | 78.7 |
| Cason, Jim | 13 | 7 | 53.9 | 40 | 25 | 0 | 1 | 27.7 |
| Duncan, Maury | 14 | 4 | 28.6 | 82 | 29 | 0 | 2 | 11.9 |
| Galiffa, Arnie | 12 | 3 | 25.0 | 54 | 25 | 0 | 0 | 45.8 |
| Johnson, John Henry | 2 | 1 | 50.0 | 10 | 10t | 1 | 0 | 104.2 |
| Brown, Pete | 1 | 1 | 100.0 | 19 | 19 | 0 | 0 | 118.8 |
| Perry, Joe | 1 | 1 | 100.0 | 34 | 34 | 0 | 0 | 118.8 |
| Schabarum, Pete | 1 | 0 | 0.0 | 0 | 0 | 0 | 0 | 39.6 |
| Tidwell, Billy | 1 | 0 | 0.0 | 0 | 0 | 0 | 0 | 39.6 |
| 49ERS | 340 | 187 | 55.0 | 2444 | 70 | 10 | 12 | 73.0 |
| OPPONENTS | 374 | 193 | 51.6 | 2649 | 78t | 24 | 19 | 74.8 |



1955 (4-8)

Norman P. Strader, Coach

| | | | |
|------------|----|-----------------------------------|------------|
| L | 14 | Los Angeles Rams (58,772)/S-25 | 23 |
| L | 3 | Cleveland (43,595)/O-2 | 38 |
| W | 20 | at Chicago Bears (41,651)/O-9 | 19 |
| W | 27 | at Detroit (50,179)/O-16 | 24 |
| L | 23 | Chicago Bears (56,350)/O-23 | 34 |
| W | 38 | Detroit (44,831)/O-30 | 21 |
| L | 14 | at Los Angeles Rams (71,832)/N-6 | 27 |
| L | 0 | at Washington (25,112)/N-13 | 7 |
| L | 21 | at G.B. in Milwaukee(19,099)/N-20 | 27 |
| L | 14 | at Baltimore (33,485)/N-27 | 26 |
| L | 7 | Green Bay (32,897)/D-4 | 28 |
| W | 35 | Baltimore (33,471)/D-11 | 24 |
| 216 | | | 308 |

TEAM STATISTICS

| | 49ers | Opp |
|-----------------------------------|--------------|------------|
| TOTAL FIRST DOWNS | 204 | 250 |
| By Rushing | 102 | 132 |
| By Passing | 80 | 103 |
| By Penalties | 13 | 15 |
| TOTAL YARDS GAINED | 3651 | 4008 |
| By Rushing | 1713 | 2135 |
| By Passing | 1938 | 1873 |
| TOTAL PLAYS FROM SCRIMMAGE | 786 | 930 |
| Rushes | 408 | 538 |
| Average Gain Per Rush | 4.2 | 4.0 |
| FORWARD PASSES ATTEMPTED | 303 | 311 |
| Number Completed | 151 | 147 |
| Per Cent Completed | 49.8 | 47.3 |
| Yards Lost Passing | 287 | 172 |
| Passes Had Intercepted | 28 | 21 |
| Yards Gained Per Pass | 6.4 | 6.0 |
| Yards Gained Per Completion | 12.8 | 12.7 |
| PUNTS | 63 | 59 |
| Total Yardage of Punts | 2558 | 2559 |
| Average Length | 40.6 | 43.4 |
| Net avg. per punt | 34.4 | 38.8 |
| KICKOFF RETURNS | 51 | 59 |
| Number Returned | 51 | 37 |
| Total Yards Returned | 1097 | 867 |
| Average Length of Return | 25.5 | 23.4 |
| PENALTIES | 64 | 58 |
| Yards Penalized | 541 | 528 |
| FUMBLES | 25 | 19 |
| Own Fumbles Recovered | 7 | 6 |
| Opponents' Fumbles Recovered | 13 | 18 |
| FIELD GOALS | 3 | 12 |
| Field Goals Attempted | 12 | 24 |
| TOTAL POINTS SCORED | 216 | 298 |
| Touchdowns Scored | 30 | 37 |
| Touchdowns Rushing | 12 | 24 |
| Touchdowns Passing | 17 | 10 |
| Touchdowns Returns | 1 | 3 |
| Extra Points | 27 | 36 |
| Field Goals | 3 | 12 |
| Safeties | 0 | 2 |

SCORING

| | TDs | Ru | Pa | Int | Fu | KO | Pu | PAT | FG | S | Pts |
|---------------------|------------|-----------|-----------|------------|-----------|-----------|-----------|--------------|--------------|----------|------------|
| SoItau, Gordy | 1 | 0 | 1 | 0 | 0 | 0 | 0 | 30/27 | 12/3 | 0 | 42 |
| Wilson, Billy | 7 | 0 | 7 | 0 | 0 | 0 | 0 | 0/0 | 0/0 | 0 | 42 |
| McElhenny, Hugh | 6 | 4 | 2 | 0 | 0 | 0 | 0 | 0/0 | 0/0 | 0 | 36 |
| Moegle, Dicky | 5 | 5 | 0 | 0 | 0 | 0 | 0 | 0/0 | 0/0 | 0 | 30 |
| Hardy, Carroll | 4 | 0 | 4 | 0 | 0 | 0 | 0 | 0/0 | 0/0 | 0 | 24 |
| Perry, Joe | 3 | 2 | 1 | 0 | 0 | 0 | 0 | 0/0 | 0/0 | 0 | 18 |
| Arenas, Joe | 2 | 0 | 2 | 0 | 0 | 0 | 0 | 0/0 | 0/0 | 0 | 12 |
| Berry, Rex | 1 | 0 | 0 | 1 | 0 | 0 | 0 | 0/0 | 0/0 | 0 | 6 |
| Johnson, John Henry | 1 | 1 | 0 | 0 | 0 | 0 | 0 | 0/0 | 0/0 | 0 | 6 |
| 49ERS | 30 | 12 | 17 | 1 | 0 | 0 | 0 | 30/27 | 12/3 | 0 | 216 |
| OPPONENTS | 37 | 24 | 10 | 2 | 0 | 0 | 1 | 37/36 | 24/12 | 2 | 298 |

| RUSHING | Att | Yds | Avg | LG | TD |
|---------------------|------------|-------------|------------|-----------|-----------|
| Perry, Joe | 156 | 701 | 4.5 | 42 | 2 |
| McElhenny, Hugh | 90 | 327 | 3.6 | 44 | 4 |
| Moegle, Dicky | 41 | 235 | 5.7 | 39 | 5 |
| Arenas, Joe | 37 | 150 | 4.1 | 30 | 0 |
| Tittle, Y.A. | 23 | 114 | 5.0 | 35 | 0 |
| Johnson, John Henry | 19 | 69 | 3.6 | 12 | 1 |
| Laughlin, Bud | 20 | 58 | 2.9 | 14 | 0 |
| Hardy, Carroll | 15 | 37 | 2.5 | 14 | 0 |
| Harkey, Lem | 6 | 27 | 4.5 | 15 | 0 |
| Duncan, Maury | 1 | -5 | -5.0 | -5 | 0 |
| 49ERS | 408 | 1713 | 4.2 | 44 | 12 |
| OPPONENTS | 538 | 2135 | 4.0 | 49 | 24 |

| RECEIVING | No | Yds | Avg | LG | TD |
|---------------------|------------|-------------|-------------|------------|-----------|
| Wilson, Billy | 53 | 831 | 15.7 | 72t | 7 |
| SoItau, Gordy | 26 | 358 | 13.8 | 36 | 1 |
| Perry, Joe | 19 | 55 | 2.9 | 19 | 1 |
| Arenas, Joe | 13 | 255 | 19.6 | 53t | 2 |
| Hardy, Carroll | 12 | 338 | 28.2 | 78t | 4 |
| McElhenny, Hugh | 11 | 203 | 18.5 | 55t | 2 |
| Laughlin, Bud | 8 | 54 | 6.8 | 27 | 0 |
| Moegle, Dicky | 4 | 94 | 23.5 | 53 | 0 |
| Babcock, Harry | 3 | 31 | 10.3 | 16 | 0 |
| Johnson, John Henry | 2 | 6 | 3.0 | 11 | 0 |
| 49ERS | 151 | 2225 | 14.7 | 78t | 17 |
| OPPONENTS | 147 | 2045 | 13.9 | 60t | 10 |

| INTERCEPTIONS | No | Yds | Avg | LG | TD |
|-----------------------|-----------|------------|-------------|------------|-----------|
| Moegle, Dicky | 6 | 50 | 8.3 | 37 | 0 |
| Berry, Rex | 3 | 69 | 23.0 | 44t | 1 |
| Brown, Hardy | 2 | 28 | 14.0 | 18 | 0 |
| Madreos, George | 2 | 23 | 11.5 | 19 | 0 |
| Luna, Bob | 2 | 0 | 0.0 | 0 | 0 |
| Johnson, John Henry | 1 | 29 | 29.0 | 29 | 0 |
| Matthews, Clay | 1 | 19 | 19.0 | 13 | 0 |
| Carr, Paul | 1 | 11 | 11.0 | 11 | 0 |
| Stolhandski, Tom | 1 | 6 | 6.0 | 6 | 0 |
| Arenas, Joe | 1 | 0 | 0.0 | 0 | 0 |
| Campbell, Marion | 1 | 0 | 0.0 | 0 | 0 |
| Powell, Charlie (lat) | 0 | 7 | | 7 | 0 |
| 49ERS | 21 | 242 | 11.5 | 44t | 1 |
| OPPONENTS | 28 | 299 | 10.7 | 55t | 2 |

| KICKOFF RETURNS | No | Yds | Avg | LG | TD |
|------------------------|-----------|-------------|-------------|-----------|-----------|
| Arenas, Joe | 24 | 594 | 24.8 | 42 | 0 |
| Moegle, Dicky | 10 | 249 | 24.9 | 61 | 0 |
| McElhenny, Hugh | 9 | 189 | 21.0 | 31 | 0 |
| Hardy, Carroll | 3 | 65 | 21.7 | 30 | 0 |
| Laughlin, Bud | 1 | 25 | 25.0 | 25 | 0 |
| Toneff, Bob | 1 | 13 | 13.0 | 13 | 0 |
| Hazeltine, Matt | 1 | 9 | 9.0 | 9 | 0 |
| Powell, Charlie | 1 | 2 | 2.0 | 2 | 0 |
| Palatella, Lou | 1 | 1 | 1.0 | 1 | 0 |
| 49ERS | 51 | 1147 | 22.5 | 61 | 0 |
| OPPONENTS | 37 | 865 | 23.4 | 56 | 0 |

| PUNT RETURNS | No | Yds | Avg | LG | TD |
|---------------------|-----------|------------|------------|-----------|-----------|
| Arenas, Joe | 21 | 55 | 2.6 | 7 | 0 |
| Moegle, Dicky | 8 | 36 | 4.5 | 21 | 0 |
| McElhenny, Hugh | 7 | 10 | 1.4 | 10 | 0 |
| Berry, Rex | 1 | 11 | 11.0 | 11 | 0 |
| Johnson, John Henry | 1 | 6 | 6.0 | 6 | 0 |
| Carapella, Al | 1 | 0 | 0.0 | 0 | 0 |
| 49ERS | 39 | 118 | 3.0 | 21 | 0 |
| OPPONENTS | 40 | 369 | 9.2 | 37 | 1 |

| PUNTING | No | Yds | Avg | LG | Bik |
|------------------|-----------|-------------|-------------|-----------|------------|
| Luna, Bobby | 63 | 2558 | 40.6 | 63 | 3 |
| 49ERS | 63 | 2558 | 40.6 | 63 | 3 |
| OPPONENTS | 59 | 2559 | 43.4 | 73 | 0 |

| PASSING | Att | Comp | Pct | Yds | LG | TD | Int | QB |
|------------------|------------|-------------|-------------|-------------|------------|-----------|------------|-------------|
| Tittle, Y.A. | 287 | 147 | 51.2 | 2185 | 78t | 17 | 28 | 56.7 |
| Duncay, Maury | 12 | 4 | 33.3 | 40 | 27 | 0 | 0 | 43.8 |
| Arenas, Joe | 1 | 0 | 0.0 | 0 | 0 | 0 | 0 | 39.6 |
| Moegle, Dicky | 1 | 0 | 0.0 | 0 | 0 | 0 | 0 | 39.6 |
| Perry, Joe | 2 | 0 | 0.0 | 0 | 0 | 0 | 0 | 39.6 |
| 49ERS | 303 | 151 | 49.8 | 2225 | 78t | 17 | 28 | 54.4 |
| OPPONENTS | 311 | 147 | 47.3 | 2045 | 60t | 10 | 21 | 51.5 |



1956 (5-6-1)

Frank C. Albert, Coach

| | | | |
|------------|----|-----------------------------------|------------|
| L | 21 | New York Giants (41,751)/S-30 | 38 |
| W | 33 | Los Angeles Rams (56,489)/O-7 | 30 |
| L | 7 | at Chicago Bears (47,526)/O-14 | 31 |
| L | 17 | at Detroit (55,662)/O-21 | 20 |
| L | 21 | Chicago Bears (52,612)/O-28 | 38 |
| L | 13 | Detroit (46,708)/N-4 | 17 |
| L | 6 | at Los Angeles Rams (69,828)/N-11 | 30 |
| W | 17 | at Green Bay (17,986)/N-18 | 16 |
| T | 10 | at Philadelphia (19,326)/N-25 | 10 |
| W | 20 | at Baltimore (37,227)/D-2 | 17 |
| W | 38 | Green Bay (32,433)/D-8 | 20 |
| W | 30 | Baltimore (43,791)/D-16 | 17 |
| 233 | | | 284 |

| TEAM STATISTICS | | 49ers | Opp |
|-----------------------------------|--|--------------|------------|
| TOTAL FIRST DOWNS | | 221 | 236 |
| By Rushing | | 101 | 124 |
| By Passing | | 107 | 103 |
| By Penalties | | 13 | 9 |
| TOTAL YARDS GAINED | | 3813 | 4162 |
| By Rushing | | 1836 | 2192 |
| By Passing | | 1977 | 1970 |
| TOTAL PLAYS FROM SCRIMMAGE | | 795 | 827 |
| Rushes | | 419 | 481 |
| Average Gain Per Rush | | 4.4 | 4.6 |
| FORWARD PASSES ATTEMPTED | | 297 | 279 |
| Number Completed | | 162 | 147 |
| Per Cent Completed | | 54.6 | 52.7 |
| Yards Lost Passing | | 285 | 145 |
| Passes Had Intercepted | | 19 | 17 |
| Yards Gained Per Pass | | 6.7 | 7.1 |
| Yards Gained Per Completion | | 12.2 | 13.4 |
| PUNTS | | 59 | 42 |
| Total Yardage of Punts | | 2268 | 1709 |
| Average Length | | 38.4 | 40.7 |
| Net avg. per punt | | 36.0 | 36.4 |
| KICKOFF RETURNS | | 62 | 51 |
| Number Returned | | 51 | 42 |
| Total Yards Returned | | 1257 | 988 |
| Average Length of Return | | 24.7 | 23.5 |
| PENALTIES | | 57 | 37 |
| Yards Penalized | | 562 | 321 |
| FUMBLES | | 17 | 27 |
| Own Fumbles Recovered | | 5 | 10 |
| Opponents' Fumbles Recovered | | 17 | 12 |
| FIELD GOALS | | 13 | 14 |
| Field Goals Attempted | | 20 | 25 |
| TOTAL POINTS SCORED | | 233 | 284 |
| Touchdowns Scored | | 28 | 35 |
| Touchdowns Rushing | | 17 | 23 |
| Touchdowns Passing | | 8 | 12 |
| Touchdowns Returns | | 3 | 0 |
| Extra Points | | 26 | 32 |
| Field Goals | | 13 | 14 |
| Safeties | | 0 | 0 |

| SCORING | TDs | Ru | Pa | Int | Fu | KO | Pu | PAT | FG | S | Pts |
|---------------------|------------|-----------|-----------|------------|-----------|-----------|-----------|--------------|--------------|----------|------------|
| Soitau, Gordy | 1 | 0 | 1 | 0 | 0 | 0 | 0 | 28/26 | 20/13 | 0 | 71 |
| McElhenny, Hugh | 8 | 8 | 0 | 0 | 0 | 0 | 0 | 0/0 | 0/0 | 0 | 48 |
| Wilson, Billy | 5 | 0 | 5 | 0 | 0 | 0 | 0 | 0/0 | 0/0 | 0 | 30 |
| Tittle, Y.A. | 4 | 4 | 0 | 0 | 0 | 0 | 0 | 0/0 | 0/0 | 0 | 24 |
| Arenas, Joe | 3 | 0 | 1 | 0 | 0 | 1 | 1 | 0/0 | 0/0 | 0 | 18 |
| Perry, Joe | 3 | 3 | 0 | 0 | 0 | 0 | 0 | 0/0 | 0/0 | 0 | 18 |
| Johnson, John Henry | 2 | 2 | 0 | 0 | 0 | 0 | 0 | 0/0 | 0/0 | 0 | 12 |
| Conner, Clyde | 1 | 0 | 1 | 0 | 0 | 0 | 0 | 0/0 | 0/0 | 0 | 6 |
| Moegle, Dicky | 1 | 0 | 0 | 1 | 0 | 0 | 0 | 0/0 | 0/0 | 0 | 6 |
| 49ERS | 28 | 17 | 8 | 1 | 0 | 1 | 1 | 28/26 | 20/13 | 0 | 233 |
| OPPONENTS | 35 | 23 | 12 | 0 | 0 | 0 | 0 | 34/32 | 25/14 | 0 | 284 |

| RUSHING | Att | Yds | Avg | LG | TD |
|---------------------|------------|-------------|------------|------------|-----------|
| McElhenny, Hugh | 185 | 916 | 5.0 | 86t | 8 |
| Perry, Joe | 115 | 520 | 4.5 | 39 | 3 |
| Johnson, John Henry | 80 | 301 | 3.8 | 54 | 2 |
| Tittle, Y.A. | 24 | 67 | 2.8 | 13 | 4 |
| Moegle, Dicky | 7 | 18 | 2.6 | 12 | 0 |
| Morrall, Earl | 6 | 10 | 1.7 | 8 | 0 |
| McCormick, Tom | 2 | 4 | 2.0 | 2 | 0 |
| 49ERS | 419 | 1836 | 4.4 | 86t | 17 |
| OPPONENTS | 481 | 2192 | 4.6 | 59t | 18 |

| RECEIVING | No | Yds | Avg | LG | TD |
|---------------------|------------|-------------|-------------|------------|-----------|
| Wilson, Billy | 60 | 889 | 14.8 | 77t | 5 |
| Conner, Clyde | 22 | 362 | 16.5 | 49 | 1 |
| Soitau, Gordy | 18 | 299 | 16.6 | 33 | 1 |
| Perry, Joe | 18 | 104 | 5.8 | 20 | 0 |
| McElhenny, Hugh | 16 | 193 | 12.1 | 22 | 0 |
| Arenas, Joe | 14 | 226 | 16.1 | 50 | 1 |
| Johnson, John Henry | 8 | 90 | 11.3 | 28 | 0 |
| Moegle, Dicky | 3 | 79 | 26.3 | 37 | 0 |
| Jessup, Bill | 2 | 7 | 3.5 | 10 | 0 |
| Smith, Charlie | 1 | 13 | 13.0 | 13 | 0 |
| 49ERS | 162 | 2262 | 14.0 | 77t | 8 |
| OPPONENTS | 147 | 2115 | 14.4 | 69t | 12 |

| INTERCEPTIONS | No | Yds | Avg | LG | TD |
|----------------------|-----------|------------|-------------|------------|-----------|
| Moegle, Dicky | 6 | 75 | 12.5 | 31t | 1 |
| Berry, Rex | 3 | 20 | 6.7 | 20 | 0 |
| Carr, Paul | 2 | 18 | 9.0 | 11 | 0 |
| Maderos, George | 2 | 2 | 1.0 | 2 | 0 |
| Hazeltine, Matt | 1 | 7 | 7.0 | 7 | 0 |
| Sharkey, Ed | 1 | 4 | 4.0 | 4 | 0 |
| Holladay, Bob | 1 | 0 | 0.0 | 0 | 0 |
| Smith, Ernie | 1 | 0 | 0.0 | 0 | 0 |
| 49ERS | 17 | 126 | 7.4 | 31t | 1 |
| OPPONENTS | 19 | 330 | 17.4 | 35 | 0 |

| KICKOFF RETURNS | No | Yds | Avg | LG | TD |
|------------------------|-----------|-------------|-------------|------------|-----------|
| Arenas, Joe | 27 | 801 | 29.7 | 96t | 1 |
| McElhenny, Hugh | 13 | 300 | 23.1 | 36 | 0 |
| Moegle, Dicky | 2 | 39 | 19.5 | 22 | 0 |
| Maderos, George | 2 | 21 | 10.5 | 12 | 0 |
| Johnson, John Henry | 1 | 23 | 23.0 | 23 | 0 |
| Goad, Paul | 1 | 18 | 18.0 | 18 | 0 |
| McCormick, Tom | 1 | 18 | 18.0 | 18 | 0 |
| Smith, Charlie | 1 | 14 | 14.0 | 14 | 0 |
| Carr, Paul | 1 | 11 | 11.0 | 11 | 0 |
| Gonzaga, John | 1 | 6 | 6.0 | 6 | 0 |
| Herchman, Bill | 1 | 6 | 6.0 | 6 | 0 |
| 49ERS | 51 | 1257 | 24.7 | 96t | 1 |
| OPPONENTS | 42 | 988 | 23.5 | 45 | 0 |

| PUNT RETURNS | No | Yds | Avg | LG | TD |
|---------------------|-----------|------------|------------|-----------|-----------|
| Arenas, Joe | 19 | 117 | 6.2 | 67 | 1 |
| McElhenny, Hugh | 15 | 38 | 2.5 | 12 | 0 |
| Moegle, Dicky | 1 | 5 | 5.0 | 5 | 0 |
| 49ERS | 35 | 160 | 4.6 | 67 | 1 |
| OPPONENTS | 35 | 123 | 3.5 | 16 | 0 |

| PUNTING | No | Yds | Avg | LG | Bik |
|------------------|-----------|-------------|-------------|-----------|------------|
| Morrall, Earl | 45 | 1705 | 37.9 | 57 | 0 |
| Jessup, Bill | 14 | 563 | 40.2 | 63 | 0 |
| 49ERS | 59 | 2268 | 38.4 | 63 | 0 |
| OPPONENTS | 42 | 1709 | 40.7 | 56 | 0 |

| PASSING | Att | Comp | Pct | Yds | LG | TD | Int | QB |
|------------------|------------|-------------|-------------|-------------|------------|-----------|------------|-------------|
| Tittle, Y.A. | 218 | 124 | 56.9 | 1641 | 77t | 7 | 12 | 61.6 |
| Morrall, Earl | 78 | 38 | 48.7 | 621 | 37 | 1 | 6 | 48.1 |
| McElhenny, Hugh | 1 | 0 | 0.0 | 0 | 0 | 0 | 1 | 0.0 |
| 49ERS | 297 | 162 | 54.6 | 2262 | 77t | 8 | 19 | 61.6 |
| OPPONENTS | 279 | 147 | 52.7 | 2329 | 69t | 12 | 17 | 69.7 |



1957 (8-4/8-5)

Frank C. Albert, Coach

| | | | |
|------------|----|------------------------------------|------------|
| L | 10 | Chicago Cards (35,743)/S-29 | 20 |
| W | 23 | Los Angeles Rams (59,637)/O-6 | 20 |
| W | 21 | at Chicago Bears (45,310)/O-13 | 17 |
| W | 24 | at G.B. in Milwaukee (18,919)/O-20 | 14 |
| W | 21 | Chicago Bears (56,693)/O-27 | 17 |
| W | 35 | Detroit (59,702)/N-3 | 31 |
| L | 24 | at Los Angeles Rams (102,368)/N-10 | 37 |
| L | 10 | at Detroit (56,915)/N-17 | 31 |
| L | 21 | at Baltimore (50,073)/N-24 | 27 |
| W | 27 | at New York Giants (54,121)/D-1 | 17 |
| W | 17 | Baltimore (59,950)/D-8 | 13 |
| W | 27 | Green Bay (59,100)/D-15 | 20 |
| 287 | | | 295 |

NFC PLAYOFF - DEC. 22

(at San Francisco - Kezar Stadium)

| | | | |
|---|----|------------------|----|
| L | 27 | Detroit (60,118) | 31 |
|---|----|------------------|----|

TEAM STATISTICS

| | 49ers | Opp |
|------------------------------|--------------|------------|
| TOTAL FIRST DOWNS | 223 | 239 |
| By Rushing | 92 | 107 |
| By Passing | 115 | 117 |
| By Penalties | 16 | 15 |
| TOTAL YARDS GAINED | 3658 | 4248 |
| By Rushing | 1622 | 1847 |
| By Passing | 2036 | 2401 |
| TOTAL PLAYS FROM SCRIMMAGE | 754 | 837 |
| Rushes | 377 | 434 |
| Average Gain Per Rush | 4.6 | 4.3 |
| FORWARD PASSES ATTEMPTED | 305 | 332 |
| Number Completed | 191 | 182 |
| Per Cent Completed | 62.6 | 54.8 |
| Yards Lost Passing | 371 | 181 |
| Passes Had Intercepted | 18 | 18 |
| Yards Gained Per Pass | 6.7 | 7.2 |
| Yards Gained Per Completion | 10.7 | 13.2 |
| PUNTS | 57 | 47 |
| Total Yardage of Punts | 2550 | 1894 |
| Average Length | 44.7 | 40.3 |
| Net avg. per punt | 39.7 | 36.9 |
| KICKOFF RETURNS | 56 | 56 |
| Number Returned | 42 | 45 |
| Total Yards Returned | 1096 | 928 |
| Average Length of Return | 26.1 | 20.6 |
| PENALTIES | 66 | 55 |
| Yards Penalized | 629 | 502 |
| FUMBLES | 22 | 25 |
| Own Fumbles Recovered | 8 | 9 |
| Opponents' Fumbles Recovered | 16 | 14 |
| FIELD GOALS | 9 | 13 |
| Field Goals Attempted | 15 | 24 |
| TOTAL POINTS SCORED | 260 | 264 |
| Touchdowns Scored | 33 | 32 |
| Touchdowns Rushing | 15 | 18 |
| Touchdowns Passing | 17 | 13 |
| Touchdowns Returns | 1 | 1 |
| Extra Points | 33 | 31 |
| Field Goals | 9 | 13 |
| Safeties | 1 | 1 |

SCORING

| | TDs | Ru | Pa | Int | Fu | KO | Pu | PAT | FG | S | Pts |
|------------------|------------|-----------|-----------|------------|-----------|-----------|-----------|--------------|--------------|----------|------------|
| Soltau, Gordy | 0 | 0 | 0 | 0 | 0 | 0 | 0 | 33/33 | 15/9 | 0 | 60 |
| Tittle, Y.A. | 6 | 6 | 0 | 0 | 0 | 0 | 0/0 | 0/0 | 0/0 | 0 | 36 |
| Wilson, Billy | 6 | 0 | 6 | 0 | 0 | 0 | 0/0 | 0/0 | 0/0 | 0 | 36 |
| Owens, R.C. | 5 | 0 | 5 | 0 | 0 | 0 | 0/0 | 0/0 | 0/0 | 0 | 30 |
| Conner, Clyde | 4 | 0 | 4 | 0 | 0 | 0 | 0/0 | 0/0 | 0/0 | 0 | 24 |
| Babb, Gene | 3 | 3 | 0 | 0 | 0 | 0 | 0/0 | 0/0 | 0/0 | 0 | 18 |
| McElhenny, Hugh | 3 | 1 | 2 | 0 | 0 | 0 | 0/0 | 0/0 | 0/0 | 0 | 18 |
| Perry, Joe | 3 | 3 | 0 | 0 | 0 | 0 | 0/0 | 0/0 | 0/0 | 0 | 18 |
| Arenas, Joe | 1 | 1 | 0 | 0 | 0 | 0 | 0/0 | 0/0 | 0/0 | 0 | 6 |
| Herchman, Bill | 1 | 0 | 0 | 1 | 0 | 0 | 0/0 | 0/0 | 0/0 | 0 | 6 |
| Moegle, Dicky | 1 | 1 | 0 | 0 | 0 | 0 | 0/0 | 0/0 | 0/0 | 0 | 6 |
| Nomellini, Leo | 0 | 0 | 0 | 0 | 0 | 0 | 0/0 | 0/0 | 1 | 2 | |
| 49ERS | 33 | 15 | 17 | 1 | 0 | 0 | 0 | 33/33 | 15/9 | 1 | 260 |
| OPPONENTS | 32 | 18 | 13 | 1 | 0 | 0 | 0 | 32/31 | 24/13 | 1 | 264 |

| RUSHING | Att | Yds | Avg | LG | TD |
|------------------|------------|-------------|------------|-----------|-----------|
| McElhenny, Hugh | 102 | 478 | 4.7 | 61 | 1 |
| Perry, Joe | 97 | 454 | 4.7 | 34 | 3 |
| Babb, Gene | 102 | 330 | 3.2 | 19 | 3 |
| Tittle, Y.A. | 40 | 220 | 5.5 | 45 | 6 |
| Barnes, Larry | 20 | 78 | 3.9 | 16 | 0 |
| Moegle, Dicky | 9 | 48 | 5.3 | 18t | 1 |
| Arenas, Joe | 5 | 14 | 2.8 | 7t | 1 |
| Brodie, John | 2 | 0 | 0.0 | 0 | 0 |
| 49ERS | 377 | 1622 | 4.6 | 61 | 15 |
| OPPONENTS | 434 | 1847 | 4.3 | 49 | 23 |

| RECEIVING | No | Yds | Avg | LG | TD |
|------------------|------------|-------------|-------------|------------|-----------|
| Wilson, Billy | 52 | 757 | 14.6 | 40 | 6 |
| McElhenny, Hugh | 37 | 458 | 12.4 | 43 | 2 |
| Conner, Clyde | 30 | 412 | 13.7 | 41 | 4 |
| Owens, R.C. | 27 | 395 | 14.6 | 46t | 5 |
| Babb, Gene | 20 | 141 | 7.1 | 17 | 0 |
| Perry, Joe | 15 | 130 | 8.7 | 17 | 0 |
| Soltau, Gordy | 5 | 47 | 9.4 | 18 | 0 |
| Jessup, Bill | 2 | 29 | 14.5 | 22 | 0 |
| Powell, Charlie | 1 | 27 | 27.0 | 27 | 0 |
| Arenas, Joe | 1 | 10 | 10.0 | 10 | 0 |
| Barnes, Larry | 1 | 1 | 1.0 | 1 | 0 |
| 49ERS | 191 | 2407 | 12.6 | 46t | 17 |
| OPPONENTS | 182 | 2582 | 14.2 | 82t | 13 |

| INTERCEPTIONS | No | Yds | Avg | LG | TD |
|----------------------|-----------|------------|-------------|------------|-----------|
| Moegle, Dicky | 8 | 107 | 13.4 | 40 | 0 |
| Stitts, Bill | 2 | 28 | 14.0 | 20 | 0 |
| Hazeltine, Matt | 2 | 22 | 11.0 | 14 | 0 |
| Walker, Val Joe | 2 | 20 | 10.0 | 12 | 0 |
| Smith, J.D. | 2 | 17 | 8.5 | 12 | 0 |
| Herchman, Bill | 1 | 54 | 54.0 | 54t | 1 |
| Rubke, Karl | 1 | 16 | 16.0 | 16 | 0 |
| 49ERS | 18 | 264 | 14.7 | 54t | 1 |
| OPPONENTS | 18 | 336 | 18.7 | 75t | 1 |

| KICKOFF RETURNS | No | Yds | Avg | LG | TD |
|------------------------|-----------|-------------|-------------|-----------|-----------|
| Arenas, Joe | 24 | 657 | 27.4 | 64 | 0 |
| Smith, J.D. | 14 | 368 | 26.3 | 38 | 0 |
| Hazeltine, Matt | 1 | 23 | 23.0 | 23 | 0 |
| Carr, Paul | 1 | 10 | 10.0 | 10 | 0 |
| Jessup, Bill | 1 | 8 | 8.0 | 8 | 0 |
| Babb, Gene | 1 | 0 | 0.0 | 0 | 0 |
| Palatella, Lou (lat) | 0 | 30 | 0.0 | 0 | 0 |
| 49ERS | 42 | 1096 | 26.1 | 64 | 0 |
| OPPONENTS | 45 | 928 | 20.6 | 33 | 0 |

| PUNT RETURNS | No | Yds | Avg | LG | TD |
|---------------------|-----------|------------|------------|-----------|-----------|
| Arenas, Joe | 25 | 80 | 3.2 | 26 | 0 |
| McElhenny, Hugh | 10 | 41 | 4.1 | 13 | 0 |
| Hazeltine, Matt | 1 | 1 | 1.0 | 1 | 0 |
| Moegle, Dicky | 1 | 0 | 0.0 | 0 | 0 |
| 49ERS | 37 | 122 | 3.3 | 26 | 0 |
| OPPONENTS | 35 | 205 | 5.9 | 28 | 0 |

| PUNTING | No | Yds | Avg | LG | Blk |
|------------------|-----------|-------------|-------------|-----------|------------|
| Jessup, Bill | 38 | 1656 | 43.6 | 62 | 0 |
| Barnes, Larry | 19 | 894 | 47.1 | 86 | 0 |
| 49ERS | 57 | 2550 | 44.7 | 86 | 0 |
| OPPONENTS | 47 | 1894 | 40.3 | 62 | 0 |

| PASSING | Att | Comp | Pct | Yds | LG | TD | Int | QB |
|------------------|------------|-------------|-------------|-------------|------------|-----------|------------|-------------|
| Tittle, Y.A. | 279 | 176 | 63.1 | 2157 | 46t | 13 | 15 | 80.0 |
| Brodie, John | 21 | 11 | 52.4 | 160 | 28 | 2 | 3 | 69.6 |
| Arenas, Joe | 3 | 3 | 100.0 | 92 | 33t | 2 | 0 | 158.3 |
| Barnes, Larry | 1 | 1 | 100.0 | -2 | -2 | 0 | 0 | 79.1 |
| Perry, Joe | 1 | 0 | 0.0 | 0 | 0 | 0 | 0 | 39.6 |
| 49ERS | 305 | 191 | 62.6 | 2407 | 46t | 17 | 18 | 81.1 |
| OPPONENTS | 332 | 182 | 54.8 | 2582 | 82t | 13 | 18 | 70.6 |



1958 (6-6)

Frank C. Albert, Coach

| | | | |
|------------|----|------------------------------------|------------|
| W | 23 | Pittsburgh (51,856)/S-28 | 20 |
| L | 3 | Los Angeles Rams (59,826)/O-5 | 33 |
| L | 6 | at Chicago Bears (45,310)/O-12 | 28 |
| W | 30 | at Philadelphia (33,110)/O-19 | 24 |
| L | 14 | Chicago Bears (59,441)/O-26 | 27 |
| W | 24 | Detroit (59,350)/N-2 | 21 |
| L | 7 | at Los Angeles Rams (95,082)/N-9 | 56 |
| L | 21 | at Detroit (54,523)/N-16 | 35 |
| W | 33 | at G.B. in Milwaukee (43,819)/N-23 | 12 |
| L | 27 | at Baltimore (57,557)/N-30 | 35 |
| W | 48 | Green Bay (50,793)/D-7 | 21 |
| W | 21 | Baltimore (58,334)/D-14 | 12 |
| 257 | | | 324 |

TEAM STATISTICS

| | 49ers | Opp |
|-----------------------------------|--------------|------------|
| TOTAL FIRST DOWNS | 237 | 227 |
| By Rushing | 93 | 106 |
| By Passing | 126 | 106 |
| By Penalties | 18 | 15 |
| TOTAL YARDS GAINED | 4111 | 4010 |
| By Rushing | 1628 | 2038 |
| By Passing | 2483 | 1972 |
| TOTAL PLAYS FROM SCRIMMAGE | 811 | 787 |
| Rushes | 359 | 380 |
| Average Gain Per Rush | 4.5 | 5.4 |
| FORWARD PASSES ATTEMPTED | 383 | 341 |
| Number Completed | 223 | 163 |
| Per Cent Completed | 58.2 | 47.8 |
| Yards Lost Passing | 208 | 246 |
| Passes Had Intercepted | 29 | 16 |
| Yards Gained Per Pass | 6.5 | 5.8 |
| Yards Gained Per Completion | 11.1 | 12.1 |
| PUNTS | 48 | 49 |
| Total Yardage of Punts | 1839 | 1995 |
| Average Length | 38.3 | 40.7 |
| Net avg. per punt | 35.6 | 37.3 |
| KICKOFF RETURNS | 50 | 50 |
| Number Returned | 39 | 42 |
| Total Yards Returned | 790 | 739 |
| Average Length of Return | 20.3 | 17.6 |
| PENALTIES | 58 | 52 |
| Yards Penalized | 619 | 510 |
| FUMBLES | 31 | 32 |
| Own Fumbles Recovered | 20 | 17 |
| Opponents' Fumbles Recovered | 15 | 11 |
| FIELD GOALS | 8 | 10 |
| Field Goals Attempted | 21 | 17 |
| TOTAL POINTS SCORED | 257 | 324 |
| Touchdowns Scored | 34 | 42 |
| Touchdowns Rushing | 18 | 15 |
| Touchdowns Passing | 15 | 25 |
| Touchdowns Returns | 1 | 2 |
| Extra Points | 29 | 40 |
| Field Goals | 8 | 10 |
| Safeties | 0 | 1 |

SCORING

| | TDs | Ru | Pa | Int | Fu | KO | Pu | PAT | FG | S | Pts |
|------------------|------------|-----------|-----------|------------|-----------|-----------|-----------|--------------|--------------|----------|------------|
| Soltau, Gordy | 0 | 0 | 0 | 0 | 0 | 0 | 0 | 33/29 | 21/8 | 0 | 53 |
| McElhenny, Hugh | 8 | 6 | 2 | 0 | 0 | 0 | 0 | 0/0 | 0/0 | 0 | 48 |
| Conner, Clyde | 5 | 0 | 5 | 0 | 0 | 0 | 0 | 0/0 | 0/0 | 0 | 30 |
| Perry, Joe | 5 | 4 | 1 | 0 | 0 | 0 | 0 | 0/0 | 0/0 | 0 | 30 |
| Wilson, Billy | 5 | 0 | 5 | 0 | 0 | 0 | 0 | 0/0 | 0/0 | 0 | 30 |
| Smith, J.D. | 3 | 3 | 0 | 0 | 0 | 0 | 0 | 0/0 | 0/0 | 0 | 18 |
| Pace, Jim | 2 | 2 | 0 | 0 | 0 | 0 | 0 | 0/0 | 0/0 | 0 | 12 |
| Tittle, Y.A. | 2 | 2 | 0 | 0 | 0 | 0 | 0 | 0/0 | 0/0 | 0 | 12 |
| Brodie, John | 1 | 1 | 0 | 0 | 0 | 0 | 0 | 0/0 | 0/0 | 0 | 6 |
| Hazeltine, Matt | 1 | 0 | 0 | 1 | 0 | 0 | 0 | 0/0 | 0/0 | 0 | 6 |
| Jessup, Bill | 1 | 0 | 1 | 0 | 0 | 0 | 0 | 0/0 | 0/0 | 0 | 6 |
| Owens, R.C. | 1 | 0 | 1 | 0 | 0 | 0 | 0 | 0/0 | 0/0 | 0 | 6 |
| 49ERS | 34 | 18 | 15 | 1 | 0 | 0 | 0 | 33/29 | 21/8 | 0 | 257 |
| OPPONENTS | 42 | 15 | 25 | 2 | 0 | 0 | 0 | 41/40 | 17/10 | 1 | 324 |

| RUSHING | Att | Yds | Avg | LG | TD |
|------------------|------------|-------------|------------|------------|-----------|
| Perry, Joe | 125 | 758 | 6.1 | 73t | 4 |
| McElhenny, Hugh | 113 | 451 | 4.0 | 34 | 6 |
| Smith, J.D. | 26 | 209 | 8.0 | 80t | 3 |
| Pace, Jim | 52 | 161 | 3.1 | 34 | 2 |
| Tittle, Y.A. | 22 | 35 | 1.6 | 12 | 2 |
| Woodson, Abe | 2 | 12 | 6.0 | 9 | 0 |
| Babb, Gene | 7 | 9 | 1.3 | 4 | 0 |
| Atkins, Bill | 1 | 5 | 5.0 | 5 | 0 |
| Brodie, John | 11 | -12 | -1.1 | 6 | 1 |
| 49ERS | 359 | 1628 | 4.5 | 80t | 18 |
| OPPONENTS | 380 | 2038 | 5.4 | 73t | 16 |

| RECEIVING | No | Yds | Avg | LG | TD |
|------------------|------------|-------------|-------------|------------|-----------|
| Conner, Clyde | 49 | 512 | 10.5 | 26 | 5 |
| Wilson, Billy | 43 | 592 | 13.8 | 44t | 5 |
| Owens, R.C. | 40 | 620 | 15.5 | 48 | 1 |
| McElhenny, Hugh | 31 | 366 | 11.8 | 59t | 2 |
| Perry, Joe | 23 | 218 | 9.5 | 64t | 1 |
| Pace, Jim | 10 | 59 | 5.9 | 24 | 0 |
| Dugan, Fred | 9 | 122 | 13.6 | 23 | 0 |
| Soltau, Gordy | 7 | 77 | 11.0 | 22 | 0 |
| Smith, J.D. | 6 | 59 | 9.8 | 23 | 0 |
| Jessup, Bill | 5 | 66 | 13.2 | 26t | 1 |
| 49ERS | 223 | 2691 | 12.1 | 64t | 15 |
| OPPONENTS | 163 | 2218 | 13.6 | 81t | 25 |

| INTERCEPTIONS | No | Yds | Avg | LG | TD |
|----------------------|-----------|------------|-------------|------------|-----------|
| Ridlon, Jim | 4 | 10 | 2.5 | 3 | 0 |
| Hazeltine, Matt | 3 | 30 | 10.0 | 17 | 1 |
| Stitts, Bill | 3 | 3 | 1.0 | 2 | 0 |
| Mertens, Jerry | 2 | 16 | 8.0 | 11 | 0 |
| Woodson, Abe | 1 | 44 | 44.0 | 44 | 0 |
| Atkins, Bill | 1 | 6 | 6.0 | 6 | 0 |
| Toneff, Bob | 1 | 5 | 5.0 | 5 | 0 |
| Matuszak, Marv | 1 | 0 | 0.0 | 0 | 0 |
| 49ERS | 16 | 114 | 7.1 | 44 | 1 |
| OPPONENTS | 29 | 448 | 15.5 | 70t | 2 |

| KICKOFF RETURNS | No | Yds | Avg | LG | TD |
|------------------------|-----------|------------|-------------|-----------|-----------|
| Smith, J.D. | 15 | 356 | 23.7 | 39 | 0 |
| Woodson, Abe | 11 | 239 | 21.7 | 34 | 0 |
| Pace, Jim | 8 | 134 | 16.8 | 36 | 0 |
| McElhenny, Hugh | 2 | 31 | 15.5 | 18 | 0 |
| Babb, Gene | 2 | 30 | 15.0 | 19 | 0 |
| Connolly, Ted | 1 | 0 | 0.0 | 0 | 0 |
| 49ERS | 39 | 790 | 20.3 | 39 | 0 |
| OPPONENTS | 42 | 739 | 17.6 | 30 | 0 |

| PUNT RETURNS | No | Yds | Avg | LG | TD |
|---------------------|-----------|------------|------------|-----------|-----------|
| McElhenny, Hugh | 24 | 93 | 3.9 | 49 | 0 |
| Woodson, Abe | 7 | 53 | 7.6 | 38 | 0 |
| Jessup, Bill | 2 | 0 | 0.0 | 0 | 0 |
| Pace, Jim | 2 | 0 | 0.0 | 0 | 0 |
| 49ERS | 35 | 146 | 4.2 | 49 | 0 |
| OPPONENTS | 36 | 132 | 3.7 | 22 | 0 |

| PUNTING | No | Yds | Avg | LG | Blk |
|------------------|-----------|-------------|-------------|-----------|------------|
| Atkins, Bill | 25 | 983 | 39.3 | 51 | 0 |
| Jessup, Bill | 23 | 856 | 37.2 | 59 | 0 |
| 49ERS | 48 | 1839 | 38.3 | 59 | 0 |
| OPPONENTS | 49 | 1995 | 40.7 | 59 | 0 |

| PASSING | Att | Comp | Pct | Yds | LG | TD | Int | QB |
|------------------|------------|-------------|-------------|-------------|------------|-----------|------------|-------------|
| Brodie, John | 172 | 103 | 59.9 | 1224 | 61t | 6 | 13 | 61.8 |
| Tittle, Y.A. | 208 | 120 | 57.7 | 1467 | 64t | 9 | 15 | 63.9 |
| McElhenny, Hugh | 2 | 0 | 0.0 | 0 | 0 | 0 | 0 | 39.6 |
| Jessup, Bill | 1 | 0 | 0 | 0 | 0 | 0 | 1 | 0.0 |
| 49ERS | 383 | 223 | 58.2 | 2691 | 64t | 15 | 29 | 61.4 |
| OPPONENTS | 341 | 163 | 47.8 | 2218 | 81t | 25 | 16 | 73.9 |



1959 (7-5)

Howard W. Hickey, Coach

| | | | |
|------------|----|----------------------------------|------------|
| W | 24 | Philadelphia (41,697)/S-27 | 14 |
| W | 34 | Los Angeles Rams (56,028)/O-4 | 0 |
| L | 20 | at Green Bay (32,150)/O-11 | 21 |
| W | 34 | at Detroit (52,585)/O-18 | 13 |
| W | 20 | Chicago Bears (59,045)/O-25 | 17 |
| W | 33 | Detroit (59,064)/N-1 | 7 |
| W | 24 | at Los Angeles Rams (94,276)/N-8 | 16 |
| L | 3 | at Chicago Bears (42,157)/N-15 | 14 |
| L | 14 | at Baltimore (56,007)/N-22 | 45 |
| W | 21 | at Cleveland (53,763)/N-29 | 20 |
| L | 14 | Baltimore (59,075)/D-5 | 34 |
| L | 14 | Green Bay (55,997)/D-13 | 36 |
| 255 | | | 237 |

TEAM STATISTICS

| | 49ers | Opp |
|------------------------------|-------|------|
| TOTAL FIRST DOWNS | 182 | 238 |
| By Rushing | 93 | 123 |
| By Passing | 76 | 102 |
| By Penalties | 13 | 13 |
| TOTAL YARDS GAINED | 3388 | 4018 |
| By Rushing | 1839 | 1974 |
| By Passing | 1549 | 2044 |
| TOTAL PLAYS FROM SCRIMMAGE | 756 | 844 |
| Rushes | 407 | 433 |
| Average Gain Per Rush | 4.5 | 4.6 |
| FORWARD PASSES ATTEMPTED | 264 | 341 |
| Number Completed | 132 | 176 |
| Per Cent Completed | 50.0 | 51.6 |
| Yards Lost Passing | 136 | 228 |
| Passes Had Intercepted | 22 | 14 |
| Yards Gained Per Pass | 5.9 | 6.0 |
| Yards Gained Per Completion | 11.7 | 11.6 |
| PUNTS | 59 | 57 |
| Total Yardage of Punts | 2694 | 2370 |
| Average Length | 45.7 | 41.6 |
| Net avg. per punt | 40.8 | 34.8 |
| KICKOFF RETURNS | 49 | 50 |
| Number Returned | 41 | 40 |
| Total Yards Returned | 980 | 924 |
| Average Length of Return | 23.9 | 23.1 |
| PENALTIES | 57 | 45 |
| Yards Penalized | 489 | 417 |
| FUMBLES | 24 | 34 |
| Own Fumbles Recovered | 14 | 12 |
| Opponents' Fumbles Recovered | 22 | 10 |
| FIELD GOALS | 12 | 5 |
| Field Goals Attempted | 26 | 13 |
| TOTAL POINTS SCORED | 255 | 237 |
| Touchdowns Scored | 31 | 32 |
| Touchdowns Rushing | 16 | 16 |
| Touchdowns Passing | 12 | 15 |
| Touchdowns Returns | 3 | 1 |
| Extra Points | 31 | 28 |
| Field Goals | 12 | 5 |
| Safeties | 1 | 1 |

SCORING

| | TDs | Ru | Pa | Int | Fu | KO | Pu | PAT | FG | S | Pts |
|------------------|-----------|-----------|-----------|----------|----------|----------|----------|--------------|--------------|----------|------------|
| Davis, Tommy | 0 | 0 | 0 | 0 | 0 | 0 | 0 | 31/31 | 26/12 | 0 | 67 |
| Smith, J.D. | 11 | 10 | 1 | 0 | 0 | 0 | 0 | 0/0 | 0/0 | 0 | 66 |
| McElhenny, Hugh | 4 | 1 | 3 | 0 | 0 | 0 | 0 | 0/0 | 0/0 | 0 | 24 |
| Wilson, Billy | 4 | 0 | 4 | 0 | 0 | 0 | 0 | 0/0 | 0/0 | 0 | 24 |
| Owens, R.C. | 3 | 0 | 3 | 0 | 0 | 0 | 0 | 0/0 | 0/0 | 0 | 18 |
| Perry, Joe | 3 | 3 | 0 | 0 | 0 | 0 | 0 | 0/0 | 0/0 | 0 | 18 |
| Conner, Clyde | 1 | 0 | 1 | 0 | 0 | 0 | 0 | 0/0 | 0/0 | 0 | 6 |
| Hazeltine, Matt | 1 | 0 | 0 | 0 | 1 | 0 | 0 | 0/0 | 0/0 | 0 | 6 |
| Lyles, Lenny | 1 | 1 | 0 | 0 | 0 | 0 | 0 | 0/0 | 0/0 | 0 | 6 |
| Mertens, Jerry | 1 | 0 | 0 | 1 | 0 | 0 | 0 | 0/0 | 0/0 | 0 | 6 |
| Roberts, C.R. | 1 | 1 | 0 | 0 | 0 | 0 | 0 | 0/0 | 0/0 | 0 | 6 |
| Woodson, Abe | 1 | 0 | 0 | 0 | 0 | 1 | 0 | 0/0 | 0/0 | 0 | 6 |
| Krueger, Charlie | 0 | 0 | 0 | 0 | 0 | 0 | 0 | 0/0 | 0/0 | 1 | 2 |
| 49ERS | 31 | 16 | 12 | 1 | 1 | 1 | 0 | 31/31 | 26/12 | 1 | 255 |
| OPPONENTS | 32 | 16 | 15 | 1 | 0 | 0 | 0 | 31/28 | 13/5 | 1 | 237 |

| RUSHING | Att | Yds | Avg | LG | TD |
|------------------|------------|-------------|------------|------------|-----------|
| Smith, J.D. | 207 | 1036 | 5.0 | 73t | 10 |
| Perry, Joe | 139 | 602 | 4.3 | 40 | 3 |
| McElhenny, Hugh | 18 | 67 | 3.7 | 19 | 1 |
| Roberts, C.R. | 10 | 67 | 6.7 | 46t | 1 |
| Lyles, Lenny | 13 | 28 | 2.2 | 13t | 1 |
| Tittle, Y.A. | 11 | 24 | 2.2 | 22 | 0 |
| Moegle, Dicky | 3 | 9 | 3.0 | 4 | 0 |
| Brodie, John | 5 | 6 | 1.2 | 6 | 0 |
| Owens, R.C. | 1 | 0 | 0.0 | 0 | 0 |
| 49ERS | 407 | 1839 | 4.5 | 73t | 16 |
| OPPONENTS | 433 | 1974 | 4.6 | 48 | 17 |

| RECEIVING | No | Yds | Avg | LG | TD |
|------------------|------------|-------------|-------------|------------|-----------|
| Wilson, Billy | 44 | 540 | 12.3 | 57t | 4 |
| McElhenny, Hugh | 22 | 329 | 15.0 | 72 | 3 |
| Owens, R.C. | 17 | 347 | 20.4 | 75t | 3 |
| Conner, Clyde | 13 | 162 | 12.5 | 37t | 1 |
| Smith, J.D. | 13 | 133 | 10.2 | 21t | 1 |
| Perry, Joe | 12 | 53 | 4.4 | 15 | 0 |
| Dugan, Fred | 6 | 72 | 12.0 | 13 | 0 |
| Lyles, Lenny | 3 | 33 | 11.0 | 18 | 0 |
| Moegle, Dicky | 1 | 12 | 12.0 | 12 | 0 |
| Tittle, Y.A. | 1 | 4 | 4.0 | 4 | 0 |
| 49ERS | 132 | 1685 | 12.8 | 75t | 12 |
| OPPONENTS | 176 | 2272 | 12.9 | 67 | 15 |

| INTERCEPTIONS | No | Yds | Avg | LG | TD |
|------------------|-----------|------------|-------------|------------|----------|
| Baker, Dave | 5 | 75 | 15.0 | 29 | 0 |
| Woodson, Abe | 4 | 20 | 5.0 | 14 | 0 |
| Mertens, Jerry | 2 | 56 | 28.0 | 30t | 1 |
| Tubbs, Jerry | 2 | 32 | 16.0 | 21 | 0 |
| Dove, Eddie | 1 | 6 | 6.0 | 6 | 0 |
| 49ERS | 14 | 189 | 13.5 | 30t | 1 |
| OPPONENTS | 22 | 272 | 12.4 | 57t | 1 |

| KICKOFF RETURNS | No | Yds | Avg | LG | TD |
|------------------|-----------|------------|-------------|-------------|----------|
| Woodson, Abe | 13 | 382 | 29.4 | 105t | 1 |
| Lyles, Lenny | 25 | 565 | 22.6 | 46 | 0 |
| Hazeltine, Matt | 2 | 26 | 13.0 | 26 | 0 |
| Herchman, Bill | 1 | 7 | 7.0 | 7 | 0 |
| 49ERS | 41 | 980 | 23.9 | 105t | 1 |
| OPPONENTS | 40 | 924 | 23.1 | 80 | 0 |

| PUNT RETURNS | No | Yds | Avg | LG | TD |
|------------------|-----------|------------|------------|-----------|----------|
| Woodson, Abe | 15 | 143 | 9.5 | 65 | 0 |
| Dove, Eddie | 22 | 126 | 5.7 | 62 | 0 |
| 49ERS | 37 | 269 | 7.3 | 65 | 0 |
| OPPONENTS | 35 | 186 | 5.3 | 21 | 0 |

| PUNTING | No | Yds | Avg | LG | Blk |
|------------------|-----------|-------------|-------------|-----------|----------|
| Davis, Tommy | 59 | 2694 | 45.7 | 71 | 0 |
| 49ERS | 59 | 2694 | 45.7 | 71 | 0 |
| OPPONENTS | 57 | 2370 | 41.6 | 59 | 0 |

| PASSING | Att | Comp | Pct | Yds | LG | TD | Int | QB |
|------------------|------------|------------|-------------|-------------|------------|-----------|-----------|-------------|
| Tittle, Y.A. | 199 | 102 | 51.3 | 1331 | 75t | 10 | 15 | 58.0 |
| Brodie, John | 64 | 30 | 46.9 | 354 | 34 | 2 | 7 | 35.0 |
| Moegle, Dicky | 1 | 0 | 0.0 | 0 | 0 | 0 | 0 | 39.6 |
| 49ERS | 264 | 132 | 50.0 | 1685 | 75t | 12 | 22 | 50.8 |
| OPPONENTS | 341 | 176 | 51.6 | 2261 | 67 | 15 | 14 | 70.2 |



1960 (7-5)

Howard W. Hickey, Coach

| | | | |
|------------|----|------------------------------------|------------|
| L | 19 | New York Giants (44,598)/S-25 | 21 |
| W | 13 | Los Angeles Rams (53,633)/O-2 | 9 |
| W | 14 | at Detroit (49,825)/O-9 | 10 |
| L | 10 | at Chicago Bears (48,226)/O-16 | 27 |
| L | 14 | at G.B. in Milwaukee (39,914)/O-23 | 41 |
| W | 25 | Chicago Bears (55,071)/O-30 | 7 |
| L | 0 | Detroit (48,447)/N-6 | 24 |
| W | 26 | at Dallas (10,000)/N-20 | 14 |
| W | 30 | at Baltimore (57,808)/N-27 | 22 |
| W | 23 | at Los Angeles Rams (77,254)/D-4 | 7 |
| L | 0 | Green Bay (53,612)/D-10 | 13 |
| W | 34 | Baltimore (57,269)/D-18 | 10 |
| 208 | | | 205 |

TEAM STATISTICS

| | 49ers | Opp |
|------------------------------|--------------|------------|
| TOTAL FIRST DOWNS | 201 | 180 |
| By Rushing | 90 | 82 |
| By Passing | 96 | 89 |
| By Penalties | 15 | 9 |
| TOTAL YARDS GAINED | 3260 | 3405 |
| By Rushing | 1681 | 1587 |
| By Passing | 1579 | 1818 |
| TOTAL PLAYS FROM SCRIMMAGE | 849 | 738 |
| Rushes | 413 | 363 |
| Average Gain Per Rush | 4.1 | 4.4 |
| FORWARD PASSES ATTEMPTED | 336 | 293 |
| Number Completed | 174 | 140 |
| Per Cent Completed | 51.8 | 47.8 |
| Yards Lost Passing | 287 | 183 |
| Passes Had Intercepted | 12 | 20 |
| Yards Gained Per Pass | 4.7 | 6.2 |
| Yards Gained Per Completion | 9.1 | 13.0 |
| PUNTS | 65 | 62 |
| Total Yardage of Punts | 2880 | 2556 |
| Average Length | 44.3 | 41.3 |
| Net avg. per punt | 40.9 | 36.8 |
| KICKOFF RETURNS | 43 | 57 |
| Number Returned | 43 | 38 |
| Total Yards Returned | 1167 | 769 |
| Average Length of Return | 27.1 | 20.2 |
| PENALTIES | 63 | 64 |
| Yards Penalized | 604 | 580 |
| FUMBLES | 14 | 15 |
| Own Fumbles Recovered | 10 | 7 |
| Opponents' Fumbles Recovered | 8 | 4 |
| FIELD GOALS | 12 | 10 |
| Field Goals Attempted | 26 | 20 |
| TOTAL POINTS SCORED | 208 | 205 |
| Touchdowns Scored | 21 | 25 |
| Touchdowns Rushing | 9 | 13 |
| Touchdowns Passing | 11 | 11 |
| Touchdowns Returns | 1 | 1 |
| Extra Points | 21 | 23 |
| Field Goals | 8 | 10 |
| Safeties | 2 | 1 |

SCORING

| | TDs | Ru | Pa | Int | Fu | KO | Pu | PAT | FG | S | Pts |
|------------------|------------|-----------|-----------|------------|-----------|-----------|-----------|--------------|--------------|----------|------------|
| Davis, Tommy | 0 | 0 | 0 | 0 | 0 | 0 | 0 | 21/21 | 32/19 | 0 | 78 |
| Owens, R.C. | 6 | 0 | 6 | 0 | 0 | 0 | 0 | 0/0 | 0/0 | 0 | 36 |
| Smith, J.D. | 6 | 5 | 1 | 0 | 0 | 0 | 0 | 0/0 | 0/0 | 0 | 36 |
| Conner, Clyde | 2 | 0 | 2 | 0 | 0 | 0 | 0 | 0/0 | 0/0 | 0 | 12 |
| Roberts, C.R. | 2 | 2 | 0 | 0 | 0 | 0 | 0 | 0/0 | 0/0 | 0 | 12 |
| Brodie, John | 1 | 1 | 0 | 0 | 0 | 0 | 0 | 0/0 | 0/0 | 0 | 6 |
| Lyles, Lenny | 1 | 0 | 0 | 0 | 0 | 1 | 0 | 0/0 | 0/0 | 0 | 6 |
| McElhenny, Hugh | 1 | 0 | 1 | 0 | 0 | 0 | 0 | 0/0 | 0/0 | 0 | 6 |
| Perry, Joe | 1 | 1 | 0 | 0 | 0 | 0 | 0 | 0/0 | 0/0 | 0 | 6 |
| Wilson, Billy | 1 | 0 | 1 | 0 | 0 | 0 | 0 | 0/0 | 0/0 | 0 | 6 |
| Krueger, Charlie | 0 | 0 | 0 | 0 | 0 | 0 | 0 | 0/0 | 0/0 | 1 | 2 |
| Nomellini, Leo | 0 | 0 | 0 | 0 | 0 | 0 | 0 | 0/0 | 0/0 | 1 | 2 |
| Wittenborn, John | 0 | 0 | 0 | 0 | 0 | 0 | 0 | 0/0 | 3/0 | 0 | 0 |
| 49ERS | 21 | 9 | 11 | 0 | 0 | 1 | 0 | 21/21 | 35/19 | 2 | 208 |
| OPPONENTS | 25 | 13 | 11 | 0 | 1 | 0 | 0 | 25/23 | 20/10 | 1 | 205 |

| RUSHING | Att | Yds | Avg | LG | TD |
|----------------------|------------|-------------|------------|-----------|-----------|
| Smith, J.D. | 174 | 780 | 4.5 | 41 | 5 |
| McElhenny, Hugh | 95 | 347 | 3.7 | 38 | 0 |
| Roberts, C.R. | 73 | 213 | 2.9 | 30 | 2 |
| Brodie, John | 18 | 171 | 9.5 | 30 | 1 |
| Perry, Joe | 36 | 95 | 2.6 | 21 | 1 |
| Tittle, Y.A. | 10 | 61 | 6.1 | 28 | 0 |
| <i>Waters, Bobby</i> | 1 | 8 | 8.0 | 8 | 0 |
| Woodson, Abe | 4 | 4 | 1.0 | 4 | 0 |
| <i>Norton, Ray</i> | 2 | 2 | 1.0 | 9 | 0 |
| 49ERS | 413 | 1681 | 4.1 | 41 | 9 |
| OPPONENTS | 363 | 1587 | 4.4 | 62 | 14 |

| RECEIVING | No | Yds | Avg | LG | TD |
|------------------------|------------|-------------|-------------|------------|-----------|
| Conner, Clyde | 38 | 531 | 14.0 | 65t | 2 |
| Owens, R.C. | 37 | 532 | 14.4 | 42 | 6 |
| Smith, J.D. | 36 | 181 | 5.0 | 21 | 1 |
| <i>Stickles, Monty</i> | 22 | 252 | 11.5 | 28 | 0 |
| McElhenny, Hugh | 14 | 114 | 8.1 | 45 | 1 |
| <i>Mackey, Dee</i> | 12 | 159 | 13.3 | 25 | 0 |
| Roberts, C.R. | 9 | 49 | 5.4 | 27 | 0 |
| Wilson, Billy | 3 | 51 | 17.0 | 19t | 1 |
| Perry, Joe | 3 | -3 | -1.0 | 3 | 0 |
| 49ERS | 174 | 1866 | 10.7 | 65t | 11 |
| OPPONENTS | 140 | 2001 | 14.3 | 91t | 11 |

| INTERCEPTIONS | No | Yds | Avg | LG | TD |
|-----------------------|-----------|------------|-------------|-----------|-----------|
| Baker, Dave | 10 | 96 | 9.6 | 28 | 0 |
| Dove, Eddie | 3 | 29 | 9.7 | 29 | 0 |
| <i>Kelley, Gordon</i> | 2 | 10 | 5.0 | 10 | 0 |
| Mertens, Jerry | 2 | 0 | 0.0 | 0 | 0 |
| Woodson, Abe | 2 | 0 | 0.0 | 0 | 0 |
| Harrison, Bob | 1 | 6 | 6.0 | 6 | 0 |
| 49ERS | 20 | 141 | 7.1 | 29 | 0 |
| OPPONENTS | 12 | 159 | 13.3 | 26 | 0 |

| KICKOFF RETURNS | No | Yds | Avg | LG | TD |
|------------------------|-----------|-------------|-------------|------------|-----------|
| Lyles, Lenny | 17 | 526 | 30.9 | 97t | 1 |
| Woodson, Abe | 17 | 498 | 29.3 | 64 | 0 |
| <i>Colchico, Dan</i> | 5 | 68 | 13.6 | 18 | 0 |
| Roberts, C.R. | 3 | 60 | 20.0 | 25 | 0 |
| Clark, Monte | 1 | 15 | 15.0 | 15 | 0 |
| 49ERS | 43 | 1167 | 27.1 | 97t | 1 |
| OPPONENTS | 38 | 769 | 20.2 | 45 | 0 |

| PUNT RETURNS | No | Yds | Avg | LG | TD |
|---------------------|-----------|------------|------------|-----------|-----------|
| Woodson, Abe | 13 | 174 | 13.4 | 48 | 0 |
| Dove, Eddie | 11 | 43 | 3.9 | 7 | 0 |
| 49ERS | 24 | 217 | 9.0 | 48 | 0 |
| OPPONENTS | 28 | 182 | 6.5 | 31 | 0 |

| PUNTING | No | Yds | Avg | LG | Blk |
|------------------|-----------|-------------|-------------|-----------|------------|
| Davis, Tommy | 62 | 2737 | 44.2 | 74 | 0 |
| Baker, Dave | 3 | 143 | 47.7 | 55 | 0 |
| 49ERS | 65 | 2880 | 44.3 | 74 | 0 |
| OPPONENTS | 62 | 2561 | 41.3 | 65 | 0 |

| PASSING | Att | Comp | Pct | Yds | LG | TD | Int | QB |
|----------------------|------------|-------------|-------------|-------------|------------|-----------|------------|-------------|
| Brodie, John | 207 | 103 | 49.8 | 1111 | 65t | 6 | 9 | 57.5 |
| Tittle, Y.A. | 127 | 69 | 54.3 | 694 | 45 | 4 | 3 | 70.8 |
| <i>Waters, Bobby</i> | 2 | 2 | 100.0 | 61 | 41t | 1 | 0 | 158.3 |
| 49ERS | 336 | 174 | 51.8 | 1866 | 65t | 11 | 12 | 64.4 |
| OPPONENTS | 293 | 140 | 47.8 | 2001 | 91t | 11 | 20 | 54.4 |



1961 (7-6-1)

Howard W. Hickey, Coach

| | | | |
|------------|----|-----------------------------------|------------|
| W | 35 | Washington (43,412)/S-17 | 3 |
| L | 10 | at Green Bay (38,624)/S-24 | 30 |
| W | 49 | at Detroit (53,155)/O-1 | 0 |
| W | 35 | Los Angeles Rams (59,004)/O-8 | 0 |
| W | 38 | at Minnesota (34,415)/O-15 | 24 |
| L | 0 | at Chicago Bears (49,070)/O-22 | 31 |
| L | 10 | at Pittsburgh (19,686)/O-29 | 20 |
| T | 20 | Detroit (56,878)/N-5 | 20 |
| L | 7 | at Los Angeles Rams (63,766)/N-12 | 17 |
| W | 41 | Chicago Bears (52,972)/N-19 | 31 |
| W | 38 | Minnesota (48,905)/N-26 | 28 |
| L | 17 | at Baltimore (57,641)/D-3 | 20 |
| W | 22 | Green Bay (55,722)/D-10 | 21 |
| L | 24 | Baltimore (45,517)/D-16 | 27 |
| 346 | | | 272 |

TEAM STATISTICS

| | 49ers | Opp |
|-----------------------------------|--------------|------------|
| TOTAL FIRST DOWNS | 258 | 234 |
| By Rushing | 116 | 90 |
| By Passing | 132 | 132 |
| By Penalties | 10 | 12 |
| TOTAL YARDS GAINED | 4904 | 4181 |
| By Rushing | 2100 | 1701 |
| By Passing | 2804 | 2480 |
| TOTAL PLAYS FROM SCRIMMAGE | 875 | 890 |
| Rushes | 448 | 419 |
| Average Gain Per Rush | 4.7 | 4.1 |
| FORWARD PASSES ATTEMPTED | 346 | 380 |
| Number Completed | 187 | 196 |
| Per Cent Completed | 54.0 | 51.6 |
| Yards Lost Passing | 253 | 394 |
| Passes Had Intercepted | 19 | 19 |
| Yards Gained Per Pass | 8.1 | 6.5 |
| Yards Gained Per Completion | 15.0 | 12.7 |
| PUNTS | 59 | 62 |
| Total Yardage of Punts | 2633 | 2725 |
| Average Length | 44.6 | 44.0 |
| Net avg. per punt | 40.1 | 40.2 |
| KICKOFF RETURNS | 49 | 58 |
| Total Yards Returned | 1287 | 1368 |
| Average Length of Return | 26.6 | 23.6 |
| PENALTIES | 65 | 56 |
| Yards Penalized | 635 | 456 |
| FUMBLES | 25 | 21 |
| Own Fumbles Recovered | 8 | 9 |
| Opponents' Fumbles Recovered | 12 | 17 |
| FIELD GOALS | 12 | 16 |
| Field Goals Attempted | 22 | 29 |
| TOTAL POINTS SCORED | 346 | 272 |
| Touchdowns Scored | 44 | 32 |
| Touchdowns Rushing | 27 | 13 |
| Touchdowns Passing | 15 | 18 |
| Touchdowns Returns | 2 | 1 |
| Extra Points | 44 | 32 |
| Field Goals | 12 | 16 |
| Safeties | 1 | 0 |

SCORING

| | TDs | Ru | Pa | Int | Fu | KO | Pu | PAT | FG | S | Pts |
|------------------|------------|-----------|-----------|------------|-----------|-----------|-----------|--------------|--------------|----------|------------|
| Davis, Tommy | 0 | 0 | 0 | 0 | 0 | 0 | 0 | 44/44 | 22/12 | 0 | 80 |
| Kilmer, Billy | 10 | 10 | 0 | 0 | 0 | 0 | 0 | 0/0 | 0/0 | 0 | 60 |
| Smith, J.D. | 9 | 8 | 1 | 0 | 0 | 0 | 0 | 0/0 | 0/0 | 0 | 54 |
| Owens, R.C. | 6 | 1 | 5 | 0 | 0 | 0 | 0 | 0/0 | 0/0 | 0 | 36 |
| Stickles, Monty | 5 | 0 | 5 | 0 | 0 | 0 | 0 | 0/0 | 0/0 | 0 | 30 |
| Waters, Bobby | 3 | 3 | 0 | 0 | 0 | 0 | 0 | 0/0 | 0/0 | 0 | 18 |
| Brodie, John | 2 | 2 | 0 | 0 | 0 | 0 | 0 | 0/0 | 0/0 | 0 | 12 |
| Thomas, Aaron | 2 | 0 | 2 | 0 | 0 | 0 | 0 | 0/0 | 0/0 | 0 | 12 |
| Woodson, Abe | 2 | 0 | 0 | 0 | 0 | 1 | 1 | 0/0 | 0/0 | 0 | 12 |
| Casey, Bernie | 1 | 0 | 1 | 0 | 0 | 0 | 0 | 0/0 | 0/0 | 0 | 6 |
| Conner, Clyde | 1 | 0 | 1 | 0 | 0 | 0 | 0 | 0/0 | 0/0 | 0 | 6 |
| Cooper, Bill | 1 | 1 | 0 | 0 | 0 | 0 | 0 | 0/0 | 0/0 | 0 | 6 |
| Lockett, J.W. | 1 | 1 | 0 | 0 | 0 | 0 | 0 | 0/0 | 0/0 | 0 | 6 |
| Roberts, C.R. | 1 | 1 | 0 | 0 | 0 | 0 | 0 | 0/0 | 0/0 | 0 | 6 |
| Krueger, Charlie | 0 | 0 | 0 | 0 | 0 | 0 | 0 | 0/0 | 0/0 | 1 | 2 |
| 49ERS | 44 | 27 | 15 | 0 | 0 | 1 | 1 | 44/44 | 22/12 | 1 | 346 |
| OPPONENTS | 32 | 13 | 18 | 0 | 0 | 0 | 1 | 32/32 | 29/16 | 0 | 272 |

| RUSHING | Att | Yds | Avg | LG | TD |
|-------------------|------------|-------------|------------|-----------|-----------|
| Smith, J.D. | 167 | 823 | 4.9 | 33 | 8 |
| Kilmer, Billy | 96 | 509 | 5.3 | 31 | 10 |
| Roberts, C.R. | 63 | 338 | 5.4 | 54 | 1 |
| Waters, Bobby | 47 | 233 | 5.0 | 35 | 3 |
| Brodie, John | 28 | 90 | 3.2 | 29 | 2 |
| McIlhenny, Don | 8 | 30 | 3.8 | 15 | 0 |
| Woodson, Abe | 14 | 23 | 1.6 | 14 | 0 |
| Lockett, J.W. | 11 | 18 | 1.6 | 9 | 1 |
| Cooper, Bill | 8 | 17 | 2.1 | 6 | 1 |
| Messer, Dale | 3 | 13 | 4.3 | 6 | 0 |
| Norton, Ray | 2 | -2 | -1.0 | 2 | 0 |
| Thomas, Aaron | 1 | -15 | -15.0 | -15 | 0 |
| Owens, R.C. (lat) | 0 | 23 | | 23 | 1 |
| 49ERS | 448 | 2100 | 4.7 | 54 | 27 |
| OPPONENTS | 419 | 1701 | 4.1 | 44 | 13 |

| RECEIVING | No | Yds | Avg | LG | TD |
|------------------|------------|-------------|-------------|------------|-----------|
| Owens, R.C. | 55 | 1032 | 18.8 | 54 | 5 |
| Stickles, Monty | 43 | 794 | 18.5 | 54 | 5 |
| Smith, J.D. | 28 | 343 | 12.3 | 57 | 1 |
| Thomas, Aaron | 15 | 301 | 20.1 | 70t | 2 |
| Conner, Clyde | 11 | 177 | 16.1 | 45 | 1 |
| Casey, Bernie | 10 | 185 | 18.5 | 51 | 1 |
| Roberts, C.R. | 10 | 83 | 8.3 | 19 | 0 |
| Woodson, Abe | 8 | 74 | 9.3 | 28 | 0 |
| Lockett, J.W. | 4 | 35 | 8.8 | | 0 |
| Messer, Dale | 3 | 33 | 11.0 | 14 | 0 |
| 49ERS | 187 | 3057 | 16.4 | 70t | 15 |
| OPPONENTS | 196 | 2874 | 14.7 | 80t | 18 |

| INTERCEPTIONS | No | Yds | Avg | LG | TD |
|----------------------|-----------|------------|-------------|-----------|-----------|
| Baker, Dave | 6 | 123 | 20.5 | 40 | 0 |
| Johnson, Jimmy | 5 | 116 | 23.2 | 63 | 0 |
| Dove, Eddie | 3 | 41 | 13.7 | 28 | 0 |
| Harrison, Bob | 2 | 14 | 7.0 | 9 | 0 |
| Hazeltine, Matt | 1 | 26 | 26.0 | 26 | 0 |
| Woodson, Abe | 1 | 2 | 2.0 | 2 | 0 |
| Kelley, Gordon | 1 | 0 | 0.0 | 0 | 0 |
| 49ERS | 19 | 322 | 17.0 | 63 | 0 |
| OPPONENTS | 19 | 249 | 13.1 | 36 | 0 |

| KICKOFF RETURNS | No | Yds | Avg | LG | TD |
|------------------------|-----------|-------------|-------------|------------|-----------|
| Woodson, Abe | 27 | 782 | 29.0 | 98t | 1 |
| Smith, J.D. | 7 | 158 | 22.6 | 33 | 0 |
| McIlhenny, Don | 6 | 189 | 31.5 | 49 | 0 |
| Cooper, Bill | 3 | 44 | 14.7 | 20 | 0 |
| Messer, Dale | 3 | 36 | 12.0 | 14 | 0 |
| Norton, Ray | 1 | 60 | 60.0 | 60 | 0 |
| Kammerer, Carlton | 1 | 18 | 18.0 | 18 | 0 |
| Lockett, J.W. | 1 | 15 | 15.0 | 15 | 0 |
| 49ERS | 49 | 1302 | 26.6 | 98t | 1 |
| OPPONENTS | 58 | 1368 | 23.6 | 78 | 0 |

| PUNT RETURNS | No | FC | Yds | Avg | LG | TD |
|---------------------|-----------|-----------|------------|------------|------------|-----------|
| Woodson, Abe | 16 | 3 | 172 | 10.8 | 80t | 1 |
| Dove, Eddie | 6 | 8 | 49 | 8.2 | 20 | 0 |
| Messer, Dale | 2 | 4 | 11 | 5.5 | 6 | 0 |
| 49ERS | 24 | 15 | 232 | 9.7 | 80t | 1 |
| OPPONENTS | 32 | 6 | 269 | 8.4 | 39t | 1 |

| PUNTING | No | Yds | Avg | LG | Blk |
|------------------|-----------|-------------|-------------|-----------|------------|
| Davis, Tommy | 50 | 2269 | 45.4 | 67 | 1 |
| Kilmer, Billy | 9 | 364 | 40.4 | 64 | 0 |
| 49ERS | 59 | 2633 | 44.6 | 67 | 1 |
| OPPONENTS | 62 | 2725 | 44.0 | 64 | 0 |

| PASSING | Att | Comp | Pct | Yds | LG | TD | Int | QB |
|------------------|------------|-------------|-------------|-------------|------------|-----------|------------|-------------|
| Brodie, John | 283 | 155 | 54.8 | 2588 | 70t | 14 | 12 | 84.7 |
| Kilmer, Billy | 34 | 19 | 55.9 | 286 | 28 | 0 | 4 | 44.1 |
| Waters, Bobby | 28 | 13 | 46.4 | 183 | 26 | 1 | 2 | 50.2 |
| Smith, J.D. | 1 | 0 | 0.0 | 0 | 0 | 0 | 1 | 0.0 |
| 49ERS | 346 | 187 | 54.1 | 3057 | 70t | 15 | 19 | 75.5 |
| OPPONENTS | 380 | 196 | 51.6 | 2874 | 80t | 18 | 19 | 71.5 |



1962 (6-8)

Howard W. Hickey, Coach

| | | | |
|------------|----|------------------------------------|------------|
| L | 14 | Chicago (46,052)/S-16 | 30 |
| L | 24 | at Detroit (51,032)/S-23 | 45 |
| W | 21 | Minnesota (38,407)/S-30 | 7 |
| W | 21 | at Baltimore (54,148)/O-7 | 13 |
| W | 34 | at Chicago (48,902)/O-14 | 27 |
| L | 13 | at G.B. in Milwaukee (46,012)/O-21 | 31 |
| L | 14 | Los Angeles Rams (51,033)/O-28 | 28 |
| L | 3 | Baltimore (44,875)/N-4 | 22 |
| L | 24 | Detroit (43,449)/N-11 | 38 |
| W | 24 | at Los Angeles Rams (42,554)/N-18 | 17 |
| W | 24 | at St. Louis (17,532)/N-25 | 17 |
| W | 35 | at Minnesota (33,076)/D-2 | 12 |
| L | 21 | Green Bay (53,769)/D-9 | 31 |
| L | 10 | Cleveland (35,274)/D-15 | 13 |
| 282 | | | 331 |

| TEAM STATISTICS | | 49ers | Opp |
|------------------------------|--|--------------|------------|
| TOTAL FIRST DOWNS | | 239 | 240 |
| By Rushing | | 112 | 107 |
| By Passing | | 112 | 113 |
| By Penalties | | 15 | 20 |
| TOTAL YARDS GAINED | | 3941 | 4549 |
| By Rushing | | 1873 | 2241 |
| By Passing | | 2068 | 2308 |
| TOTAL PLAYS FROM SCRIMMAGE | | 854 | 841 |
| Rushes | | 460 | 464 |
| Average Gain Per Rush | | 4.1 | 4.8 |
| FORWARD PASSES ATTEMPTED | | 323 | 296 |
| Number Completed | | 185 | 164 |
| Per Cent Completed | | 57.3 | 55.4 |
| Yards Lost Passing | | 423 | 186 |
| Passes Had Intercepted | | 19 | 12 |
| Yards Gained Per Pass | | 7.7 | 8.4 |
| Yards Gained Per Completion | | 13.5 | 15.2 |
| PUNTS | | 48 | 61 |
| Total Yardage of Punts | | 2188 | 2721 |
| Average Length | | 45.6 | 44.6 |
| KICKOFF RETURNS | | 62 | 51 |
| Total Yards Returned | | 1739 | 1140 |
| Average Length of Return | | 28.0 | 22.4 |
| PENALTIES | | 63 | 57 |
| Yards Penalized | | 636 | 626 |
| FUMBLES | | 24 | 22 |
| Own Fumbles Recovered | | 10 | 14 |
| Opponents' Fumbles Recovered | | 8 | 14 |
| FIELD GOALS | | 10 | 12 |
| Field Goals Attempted | | 23 | 20 |
| TOTAL POINTS SCORED | | 282 | 331 |
| Touchdowns Scored | | 36 | 42 |
| Touchdowns Rushing | | 15 | 22 |
| Touchdowns Passing | | 19 | 17 |
| Touchdowns Returns | | 2 | 3 |
| Extra Points | | 36 | 39 |
| Field Goals | | 10 | 20 |
| Safeties | | 0 | 2 |

| SCORING | TDs | Ru | Pa | Int | Fu | KO | Pu | PAT | FG | S | Pts |
|------------------|------------|-----------|-----------|------------|-----------|-----------|-----------|--------------|--------------|----------|------------|
| Davis, Tommy | 0 | 0 | 0 | 0 | 0 | 0 | 0 | 36/36 | 23/10 | 0 | 66 |
| Smith, J.D. | 7 | 6 | 1 | 0 | 0 | 0 | 0 | 0/0 | 0/0 | 0 | 42 |
| Casey, Bernie | 6 | 0 | 6 | 0 | 0 | 0 | 0 | 0/0 | 0/0 | 0 | 36 |
| Kilmer, Billy | 6 | 5 | 1 | 0 | 0 | 0 | 0 | 0/0 | 0/0 | 0 | 36 |
| Brodie, John | 4 | 4 | 0 | 0 | 0 | 0 | 0 | 0/0 | 0/0 | 0 | 24 |
| Conner, Clyde | 4 | 0 | 4 | 0 | 0 | 0 | 0 | 0/0 | 0/0 | 0 | 24 |
| Johnson, Jimmy | 4 | 0 | 4 | 0 | 0 | 0 | 0 | 0/0 | 0/0 | 0 | 24 |
| Stickles, Monty | 3 | 0 | 3 | 0 | 0 | 0 | 0 | 0/0 | 0/0 | 0 | 18 |
| Woodson, Abe | 2 | 0 | 0 | 0 | 1 | 0 | 1 | 0/0 | 0/0 | 0 | 12 |
| 49ERS | 36 | 15 | 19 | 0 | 1 | 0 | 1 | 36/36 | 23/10 | 0 | 282 |
| OPPONENTS | 42 | 22 | 17 | 3 | 0 | 0 | 0 | 42/39 | 20/12 | 2 | 331 |

| RUSHING | Att | Yds | Avg | Lg | TD |
|--------------------------|------------|-------------|------------|------------|-----------|
| Smith, J.D. | 258 | 907 | 3.5 | 28 | 6 |
| Kilmer, Billy | 93 | 478 | 5.1 | 35 | 5 |
| Brodie, John | 37 | 258 | 7.0 | 21 | 4 |
| Gaiters, Bob | 36 | 158 | 4.4 | 53 | 0 |
| Waters, Bobby | 12 | 42 | 3.5 | 14 | 0 |
| <i>Vollenweider, Jim</i> | 11 | 37 | 3.4 | 10 | 0 |
| Roberts, C.R. | 9 | 19 | 2.1 | 12 | 0 |
| Cooper, Bill | 2 | -2 | -1.0 | 2 | 0 |
| Thomas, Aaron | 1 | -9 | -9.0 | -9 | 0 |
| <i>Winston, Lloyd</i> | 1 | -15 | -15.0 | -15 | 0 |
| 49ERS | 460 | 1873 | 4.1 | 53 | 15 |
| OPPONENTS | 464 | 2241 | 4.8 | 77t | 21 |

| RECEIVING | No | Yds | Avg | LG | TD |
|--------------------------|------------|-------------|-------------|------------|-----------|
| Casey, Bernie | 53 | 819 | 15.5 | 48t | 6 |
| Johnson, Jimmy | 34 | 627 | 18.4 | 80t | 4 |
| Conner, Clyde | 24 | 240 | 10.0 | 18 | 4 |
| Stickles, Monty | 22 | 366 | 16.6 | 48 | 3 |
| Smith, J.D. | 21 | 197 | 9.4 | 47 | 1 |
| Kilmer, Billy | 16 | 152 | 9.5 | 70 | 1 |
| <i>Vollenweider, Jim</i> | 4 | 21 | 5.3 | 10 | 0 |
| Messer, Dale | 3 | 30 | 10.0 | 15 | 0 |
| <i>McFarland, Kay</i> | 3 | 24 | 8.0 | 16 | 0 |
| Gaiters, Bob | 2 | 13 | 6.5 | 13 | 0 |
| Roberts, C.R. | 2 | 0 | 0.0 | 1 | 0 |
| <i>Winston, Lloyd</i> | 1 | 2 | 2.0 | 2 | 0 |
| 49ERS | 185 | 2491 | 13.5 | 80t | 19 |
| OPPONENTS | 164 | 2494 | 15.2 | 73t | 17 |

| INTERCEPTIONS | No | Yds | Avg | LG | TD |
|----------------------|-----------|------------|-------------|------------|-----------|
| Woodson, Abe | 2 | 31 | 15.5 | 31 | 0 |
| Hazeltine, Matt | 2 | 24 | 12.0 | 12 | 0 |
| <i>Pine, Ed</i> | 2 | 16 | 8.0 | 13 | 0 |
| Mertens, Jerry | 2 | 0 | 0.0 | 0 | 0 |
| Messer, Dale | 1 | 35 | 35.0 | 35 | 0 |
| Kammerer, Carlton | 1 | 13 | 13.0 | 13 | 0 |
| Ridlon, Jim | 1 | 8 | 8.0 | 8 | 0 |
| Dove, Eddie | 1 | 0 | 0.0 | 0 | 0 |
| 49ERS | 12 | 127 | 10.6 | 35 | 0 |
| OPPONENTS | 19 | 334 | 17.6 | 55t | 3 |

| KICKOFF RETURNS | No | Yds | Avg | LG | TD |
|--------------------------|-----------|-------------|-------------|-----------|-----------|
| Woodson, Abe | 37 | 1157 | 31.3 | 79 | 0 |
| Gaiters, Bob | 11 | 273 | 24.8 | 47 | 0 |
| <i>Vollenweider, Jim</i> | 6 | 113 | 18.8 | 45 | 0 |
| Messer, Dale | 4 | 112 | 28.0 | 43 | 0 |
| <i>Winston, Lloyd</i> | 3 | 67 | 22.3 | 29 | 0 |
| Cooper, Bill | 1 | 17 | 17.0 | 17 | 0 |
| 49ERS | 62 | 1739 | 28.1 | 79 | 0 |
| OPPONENTS | 51 | 1140 | 22.4 | 40 | 0 |

| PUNT RETURNS | No | FC | Yds | Avg | LG | TD |
|---------------------|-----------|-----------|------------|------------|------------|-----------|
| Woodson, Abe | 19 | 3 | 179 | 9.4 | 85t | 1 |
| Dove, Eddie | 5 | 2 | 21 | 4.2 | 10 | 0 |
| Messer, Dale | 3 | 8 | 7 | 2.3 | 7 | 0 |
| 49ERS | 27 | 13 | 207 | 7.7 | 85t | 1 |
| OPPONENTS | 32 | 5 | 285 | 8.9 | 31 | 0 |

| PUNTING | No | Yds | Avg | LG | Bik |
|------------------|-----------|-------------|-------------|-----------|------------|
| Davis, Tommy | 48 | 2188 | 45.6 | 82 | 0 |
| 49ERS | 48 | 2188 | 45.6 | 82 | 0 |
| OPPONENTS | 61 | 2720 | 44.6 | 75 | 0 |

| PASSING | Att | Comp | Pct | Yds | LG | TD | Int | QB |
|------------------|------------|-------------|-------------|-------------|------------|-----------|------------|-------------|
| Brodie, John | 304 | 175 | 57.6 | 2272 | 80t | 18 | 16 | 79.0 |
| Kilmer, Billy | 13 | 8 | 61.5 | 191 | 73 | 1 | 3 | 91.5 |
| Waters, Bobby | 6 | 2 | 33.3 | 28 | 15 | 0 | 0 | 49.3 |
| 49ERS | 323 | 185 | 57.3 | 2491 | 80t | 19 | 19 | 77.0 |
| OPPONENTS | 296 | 164 | 55.4 | 2494 | 73t | 17 | 12 | 85.6 |



1963 (2-12)

Coach*

| | | | |
|---|----|------------------------------------|----|
| L | 20 | Minnesota (30,781)/S-15 | 24 |
| L | 14 | Baltimore (31,006)/S-22 | 20 |
| L | 14 | at Minnesota (28,567)/S-29 | 45 |
| L | 3 | at Detroit (44,088)/O-6 | 26 |
| L | 3 | at Baltimore (56,962)/O-13 | 20 |
| W | 20 | Chicago (35,837)/O-20 | 14 |
| L | 21 | at Los Angeles Rams (45,532)/O-27 | 28 |
| L | 7 | Detroit (33,511)/N-3 | 45 |
| W | 31 | Dallas (29,563)/N-10 | 24 |
| L | 14 | at New York Giants (62,982)/N-17 | 48 |
| L | 10 | at G.B. in Milwaukee (45,905)/N-24 | 28 |
| L | 17 | Los Angeles Rams (33,321)/D-1 | 21 |
| L | 7 | at Chicago (46,994)/D-8 | 27 |
| L | 17 | Green Bay (31,031)/D-14 | 21 |

198 391

*Coach Red Hickey resigned after third game and Jack Christiansen was appointed his successor.

| TEAM STATISTICS | 49ers | Opp |
|------------------------------|--------|--------|
| TOTAL FIRST DOWNS | 183 | 304 |
| By Rushing | 87 | 121 |
| By Passing | 87 | 168 |
| By Penalties | 9 | 15 |
| TOTAL YARDS GAINED | 3281 | 5447 |
| By Rushing | 1454 | 2076 |
| By Passing | 1827 | 3371 |
| TOTAL PLAYS FROM SCRIMMAGE | 790 | 963 |
| Rushes | 406 | 488 |
| Average Gain Per Rush | 3.6 | 4.3 |
| FORWARD PASSES ATTEMPTED | 349 | 450 |
| Number Completed | 156 | 244 |
| Per Cent Completed | 44.7 | 54.2 |
| Sacks/Yards Lost | 35/263 | 25/210 |
| Passes Had Intercepted | 22 | 14 |
| Yards Gained Per Pass | 6.0 | 8.0 |
| Yards Gained Per Completion | 13.4 | 14.7 |
| PUNTS | 73 | 55 |
| Total Yardage of Punts | 3311 | 2371 |
| Average Length | 45.4 | 43.1 |
| KICKOFF RETURNS | 62 | 37 |
| Total Yards Returned | 1659 | 816 |
| Average Length of Return | 26.8 | 22.1 |
| PENALTIES | 51 | 73 |
| Yards Penalized | 439 | 667 |
| FUMBLES | 25 | 27 |
| Own Fumbles Recovered | 17 | 14 |
| Opponents' Fumbles Recovered | 13 | 8 |
| FIELD GOALS | 10 | 12 |
| Field Goals Attempted | 31 | 20 |
| TOTAL POINTS SCORED | 198 | 391 |
| Touchdowns Scored | 24 | 51 |
| Touchdowns Rushing | 8 | 20 |
| Touchdowns Passing | 13 | 27 |
| Touchdowns Returns | 3 | 4 |
| Extra Points | 24 | 50 |
| Field Goals | 10 | 20 |
| Safeties | 0 | 1 |

| SCORING | TDs | Ru | Pa | Int | Fu | KO | Pu | PAT | FG | S | Pts |
|-------------------|-----|----|----|-----|----|----|----|-------|-------|---|-----|
| Davis, Tommy | 0 | 0 | 0 | 0 | 0 | 0 | 0 | 24/24 | 31/10 | 0 | 54 |
| Casey, Bernie | 7 | 0 | 7 | 0 | 0 | 0 | 0 | 0/0 | 0/0 | 0 | 42 |
| Smith, J.D. | 6 | 5 | 1 | 0 | 0 | 0 | 0 | 0/0 | 0/0 | 0 | 36 |
| Woodson, Abe | 3 | 0 | 0 | 0 | 0 | 3 | 0 | 0/0 | 0/0 | 0 | 18 |
| Knafelc, Gary | 2 | 0 | 2 | 0 | 0 | 0 | 0 | 0/0 | 0/0 | 0 | 12 |
| Lisbon, Don | 2 | 0 | 2 | 0 | 0 | 0 | 0 | 0/0 | 0/0 | 0 | 12 |
| Vollenweider, Jim | 2 | 2 | 0 | 0 | 0 | 0 | 0 | 0/0 | 0/0 | 0 | 12 |
| McFarland, Kay | 1 | 0 | 1 | 0 | 0 | 0 | 0 | 0/0 | 0/0 | 0 | 6 |
| Winston, Lloyd | 1 | 1 | 0 | 0 | 0 | 0 | 0 | 0/0 | 0/0 | 0 | 6 |
| 49ERS | 24 | 8 | 13 | 0 | 0 | 3 | 0 | 24/24 | 31/10 | 0 | 198 |
| OPPONENTS | 51 | 20 | 27 | 1 | 1 | 0 | 2 | 51/50 | 27/11 | 1 | 391 |

| RUSHING | Att | Yds | Avg | Lg | TD |
|-------------------|-----|------|------|-----|----|
| Smith, J.D. | 162 | 560 | 3.5 | 52t | 5 |
| Lisbon, Don | 109 | 399 | 3.7 | 25 | 0 |
| Winston, Lloyd | 27 | 127 | 4.7 | 38 | 1 |
| Vollenweider, Jim | 47 | 124 | 2.6 | 12 | 2 |
| Perry, Joe | 24 | 98 | 4.1 | 16 | 0 |
| Brodie, John | 7 | 63 | 9.0 | 24 | 0 |
| McHan, Lamar | 17 | 59 | 3.5 | 15 | 0 |
| Lind, Mike | 8 | 26 | 3.3 | 7 | 0 |
| Waters, Bobby | 5 | -2 | -0.4 | 8 | 0 |
| 49ERS | 406 | 1454 | 3.6 | 52t | 8 |
| OPPONENTS | 488 | 2076 | 4.3 | 51t | 20 |

| RECEIVING | No | Yds | Avg | LG | TD |
|-------------------|-----|------|------|-----|----|
| Casey, Bernie | 47 | 762 | 16.2 | 68t | 7 |
| Lisbon, Don | 21 | 259 | 12.3 | 51 | 2 |
| Knafelc, Gary | 18 | 221 | 12.3 | 45t | 2 |
| Smith, J.D. | 17 | 196 | 11.5 | 40 | 1 |
| Conner, Clyde | 16 | 247 | 15.4 | 42 | 0 |
| Stickles, Monty | 11 | 152 | 13.8 | 31 | 0 |
| McFarland, Kay | 11 | 126 | 11.5 | 33 | 1 |
| Johnson, Jimmy | 6 | 63 | 10.5 | 15 | 0 |
| Perry, Joe | 4 | 12 | 3.0 | 8 | 0 |
| Lind, Mike | 2 | 13 | 6.5 | 8 | 0 |
| Winston, Lloyd | 2 | 13 | 6.5 | 10 | 0 |
| Vollenweider, Jim | 1 | 26 | 26.0 | 26 | 0 |
| 49ERS | 156 | 2090 | 13.4 | 68t | 13 |
| OPPONENTS | 244 | 3581 | 14.7 | 70t | 27 |

| INTERCEPTIONS | No | Yds | Avg | LG | TD |
|-------------------|----|-----|------|----|----|
| Alexander, Kermit | 5 | 72 | 14.4 | 38 | 0 |
| Woodson, Abe | 3 | 61 | 20.3 | 61 | 0 |
| Johnson, Jimmy | 2 | 36 | 18.0 | 36 | 0 |
| Dowdle, Mike | 2 | 6 | 3.0 | 6 | 0 |
| Kimbrough, Elbert | 1 | 45 | 45.0 | 45 | 0 |
| Pine, Ed | 1 | 1 | 1.0 | 1 | 0 |
| 49ERS | 14 | 221 | 15.8 | 61 | 0 |
| OPPONENTS | 22 | 283 | 12.9 | 52 | 1 |

| KICKOFF RETURNS | No | Yds | Avg | LG | TD |
|-------------------|----|------|------|------|----|
| Woodson, Abe | 29 | 935 | 32.2 | 103t | 3 |
| Alexander, Kermit | 24 | 638 | 26.6 | 46 | 0 |
| Vollenweider, Jim | 4 | 75 | 18.8 | 23 | 0 |
| Cooper, Bill | 2 | 8 | 4.0 | 8 | 0 |
| St.Clair, Bob | 2 | 3 | 1.5 | 3 | 0 |
| Stickles, Monty | 1 | 0 | 0.0 | 0 | 0 |
| 49ERS | 62 | 1659 | 26.8 | 103t | 3 |
| OPPONENTS | 37 | 816 | 22.1 | 45 | 0 |

| PUNT RETURNS | No | FC | Yds | Avg | LG | TD |
|--------------|----|----|-----|------|-----|----|
| Woodson, Abe | 13 | 7 | 95 | 7.3 | 51 | 0 |
| Messer, Dale | 5 | 12 | 4 | 0.8 | 3 | 0 |
| 49ERS | 18 | 19 | 99 | 5.5 | 51 | 0 |
| OPPONENTS | 50 | 5 | 587 | 11.7 | 90t | 2 |

| PUNTING | No | Yds | Avg | LG | Blk |
|--------------|----|------|------|----|-----|
| Davis, Tommy | 73 | 3311 | 45.4 | 64 | 2 |
| 49ERS | 73 | 3311 | 45.4 | 64 | 2 |
| OPPONENTS | 55 | 2373 | 43.2 | 68 | 0 |

| PASSING | Att | Comp | Pct | Yds | LG | TD | Int | QB |
|-------------------|-----|------|------|------|-----|----|-----|-------|
| McHan, Lamar | 195 | 83 | 42.6 | 1243 | 68t | 8 | 11 | 54.3 |
| Waters, Bobby | 88 | 42 | 47.7 | 435 | 42 | 1 | 6 | 37.8 |
| Brodie, John | 61 | 30 | 49.2 | 367 | 44t | 3 | 4 | 57.2 |
| Lisbon, Don | 2 | 1 | 50.0 | 45 | 45t | 1 | 0 | 135.4 |
| Davis, Tommy | 1 | 0 | 0.0 | 0 | 0 | 0 | 0 | 39.6 |
| Perry, Joe | 1 | 0 | 0.0 | 0 | 0 | 0 | 0 | 39.6 |
| Vollenweider, Jim | 1 | 0 | 0.0 | 0 | 0 | 0 | 1 | 0.0 |
| 49ERS | 349 | 156 | 44.7 | 2090 | 68t | 13 | 22 | 50.4 |
| OPPONENTS | 450 | 244 | 54.2 | 3581 | 70t | 27 | 14 | 87.5 |



1964 (4-10)

Jack Christiansen, Coach

| | | | |
|------------|----|------------------------------------|------------|
| L | 17 | Detroit (33,204)/S-13 | 26 |
| W | 28 | at Philadelphia (57,352)/S-20 | 24 |
| L | 13 | St. Louis (30,969)/S-27 | 23 |
| W | 31 | Chicago (33,132)/O-4 | 21 |
| L | 14 | at G.B. in Milwaukee (47,380)/O-11 | 24 |
| L | 14 | at Los Angeles Rams (54,355)/O-18 | 42 |
| L | 22 | Minnesota (31,845)/O-25 | 27 |
| L | 7 | at Baltimore (60,213)/N-1 | 37 |
| L | 7 | at Minnesota (40,408)/N-8 | 24 |
| W | 24 | Green Bay (38,483)/N-15 | 14 |
| L | 21 | at Chicago (46,772)/N-22 | 23 |
| L | 3 | Baltimore (33,642)/N-29 | 14 |
| W | 28 | Los Angeles Rams (31,791)/D-6 | 7 |
| L | 7 | at Detroit (41,854)/D-13 | 24 |
| 236 | | | 330 |

TEAM STATISTICS

| | 49ers | Opp |
|------------------------------|--------------|------------|
| TOTAL FIRST DOWNS | 233 | 255 |
| By Rushing | 76 | 90 |
| By Passing | 136 | 138 |
| By Penalties | 21 | 27 |
| TOTAL YARDS GAINED | 4073 | 4404 |
| By Rushing | 1332 | 1560 |
| By Passing | 2741 | 2844 |
| TOTAL PLAYS FROM SCRIMMAGE | 871 | 920 |
| Rushes | 383 | 443 |
| Average Gain Per Rush | 3.5 | 3.5 |
| FORWARD PASSES ATTEMPTED | 461 | 434 |
| Number Completed | 225 | 232 |
| Per Cent Completed | 48.8 | 53.5 |
| Sacks/Yards Lost | 27/249 | 43/297 |
| Passes Had Intercepted | 22 | 15 |
| Yards Gained Per Pass | 6.5 | 7.2 |
| Yards Gained Per Completion | 13.3 | 13.5 |
| PUNTS | 79 | 76 |
| Total Yardage of Punts | 3603 | 3481 |
| Average Length | 45.6 | 45.8 |
| KICKOFF RETURNS | 57 | 37 |
| Total Yards Returned | 1393 | 883 |
| Average Length of Return | 24.4 | 23.9 |
| PENALTIES | 79 | 76 |
| Yards Penalized | 741 | 783 |
| FUMBLES | 42 | 33 |
| Own Fumbles Recovered | 18 | 19 |
| Opponents' Fumbles Recovered | 14 | 24 |
| FIELD GOALS | 8 | 17 |
| Field Goals Attempted | 25 | 34 |
| TOTAL POINTS SCORED | 236 | 330 |
| Touchdowns Scored | 30 | 40 |
| Touchdowns Rushing | 11 | 11 |
| Touchdowns Passing | 18 | 23 |
| Touchdowns Returns | 1 | 6 |
| Extra Points | 30 | 39 |
| Field Goals | 8 | 20 |
| Safetyes | 1 | 0 |

SCORING

| | TDs | Ru | Pa | Int | Fu | KO | Pu | PAT | FG | S | Pts |
|-------------------|------------|-----------|-----------|------------|-----------|-----------|-----------|--------------|--------------|----------|------------|
| Davis, Tommy | 0 | 0 | 0 | 0 | 0 | 0 | 0 | 30/30 | 25/8 | 0 | 54 |
| Parks, Dave | 8 | 0 | 8 | 0 | 0 | 0 | 0 | 0/0 | 0/0 | 0 | 48 |
| Lind, Mike | 7 | 7 | 0 | 0 | 0 | 0 | 0 | 0/0 | 0/0 | 0 | 42 |
| Casey, Bernie | 4 | 0 | 4 | 0 | 0 | 0 | 0 | 0/0 | 0/0 | 0 | 24 |
| Stickles, Monty | 3 | 0 | 3 | 0 | 0 | 0 | 0 | 0/0 | 0/0 | 0 | 18 |
| Brodie, John | 2 | 2 | 0 | 0 | 0 | 0 | 0 | 0/0 | 0/0 | 0 | 12 |
| Kopay, Dave | 2 | 0 | 2 | 0 | 0 | 0 | 0 | 0/0 | 0/0 | 0 | 6 |
| Alexander, Kermit | 1 | 0 | 0 | 0 | 0 | 0 | 1 | 0/0 | 0/0 | 0 | 6 |
| Lewis, Gary | 1 | 1 | 0 | 0 | 0 | 0 | 0 | 0/0 | 0/0 | 0 | 6 |
| Johnson, Rudy | 1 | 1 | 0 | 0 | 0 | 0 | 0 | 0/0 | 0/0 | 0 | 6 |
| Lisbon, Don | 1 | 0 | 1 | 0 | 0 | 0 | 0 | 0/0 | 0/0 | 0 | 6 |
| Team | 0 | 0 | 0 | 0 | 0 | 0 | 0 | 0/0 | 0/0 | 0 | 2 |
| 49ERS | 30 | 11 | 18 | 0 | 0 | 0 | 1 | 30/30 | 25/8 | 0 | 236 |
| OPPONENTS | 40 | 11 | 23 | 2 | 2 | 0 | 2 | 40/39 | 34/17 | 0 | 330 |

| RUSHING | Att | Yds | Avg | LG | TD |
|------------------|------------|-------------|------------|-----------|-----------|
| Kopay, Dave | 75 | 271 | 3.6 | 18 | 0 |
| Lind, Mike | 100 | 256 | 2.6 | 21 | 7 |
| Mira, George | 18 | 177 | 9.8 | 37 | 0 |
| Lisbon, Don | 55 | 162 | 3.0 | 14 | 0 |
| Brodie, John | 27 | 135 | 5.0 | 38 | 2 |
| Lewis, Gary | 43 | 115 | 2.7 | 17 | 1 |
| Kilmer, Billy | 36 | 113 | 3.1 | 14 | 0 |
| Smith, J.D. | 13 | 55 | 4.2 | 16 | 0 |
| Johnson, Rudy | 16 | 48 | 3.0 | 24 | 1 |
| 49ERS | 383 | 1332 | 3.5 | 38 | 11 |
| OPPONENTS | 442 | 1560 | 3.5 | 32 | 11 |

| RECEIVING | No | Yds | Avg | LG | TD |
|------------------|------------|-------------|-------------|------------|-----------|
| Casey, Bernie | 58 | 808 | 13.9 | 68t | 4 |
| Stickles, Monty | 40 | 685 | 17.1 | 53t | 3 |
| Parks, Dave | 36 | 703 | 19.5 | 83t | 8 |
| Lind, Mike | 25 | 178 | 7.1 | 26 | 0 |
| Kopay, Dave | 20 | 135 | 6.8 | 30 | 2 |
| Lisbon, Don | 13 | 104 | 8.0 | 39t | 1 |
| Kilmer, Billy | 11 | 136 | 12.4 | 35 | 0 |
| Lewis, Gary | 7 | 73 | 10.4 | 47 | 0 |
| McFarland, Kay | 5 | 67 | 13.4 | 33 | 0 |
| Johnson, Rudy | 5 | 21 | 4.2 | 12 | 0 |
| Messer, Dale | 4 | 72 | 18.0 | 28 | 0 |
| Poole, Bob | 1 | 8 | 8.0 | 8 | 0 |
| 49ERS | 225 | 2990 | 13.3 | 83t | 18 |
| OPPONENTS | 232 | 3135 | 13.5 | 82t | 23 |

| INTERCEPTIONS | No | Yds | Avg | LG | TD |
|----------------------|-----------|------------|-------------|------------|-----------|
| Alexander, Kermit | 5 | 65 | 13.0 | 24 | 0 |
| Johnson, Jimmy | 3 | 65 | 21.7 | 43 | 0 |
| Kimbrough, Elbert | 2 | 3 | 1.5 | 3 | 0 |
| Woodson, Abe | 2 | 1 | 0.5 | 1 | 0 |
| Dowdle, Mike | 1 | 14 | 14.0 | 14 | 0 |
| Wilcox, Dave | 1 | 6 | 6.0 | 6 | 0 |
| Hazeltine, Matt | 1 | 1 | 1.0 | 1 | 0 |
| 49ERS | 15 | 155 | 10.3 | 43 | 0 |
| OPPONENTS | 22 | 530 | 24.1 | 97t | 2 |

| KICKOFF RETURNS | No | Yds | Avg | LG | TD |
|------------------------|-----------|-------------|-------------|-----------|-----------|
| Woodson, Abe | 32 | 880 | 27.5 | 70 | 0 |
| Alexander, Kermit | 20 | 483 | 24.2 | 44 | 0 |
| Kopay, Dave | 2 | 30 | 15.0 | 16 | 0 |
| Lewis, Gary | 1 | 0 | 0.0 | 0 | 0 |
| Pine, Ed | 1 | 0 | 0.0 | 0 | 0 |
| Thomas, John | 1 | 0 | 0.0 | 0 | 0 |
| 49ERS | 57 | 1393 | 24.4 | 70 | 0 |
| OPPONENTS | 37 | 883 | 23.9 | 41 | 0 |

| PUNT RETURNS | No | FC | Yds | Avg | LG | TD |
|---------------------|-----------|-----------|------------|-------------|------------|-----------|
| Alexander, Kermit | 21 | 5 | 189 | 9.0 | 70t | 1 |
| Woodson, Abe | 22 | 8 | 133 | 6.1 | 26 | 0 |
| 49ERS | 43 | 13 | 322 | 7.5 | 70t | 1 |
| OPPONENTS | 50 | 5 | 540 | 10.8 | 68t | 2 |

| PUNTING | No | Yds | Avg | LG | Bk |
|------------------|-----------|-------------|-------------|-----------|-----------|
| Davis, Tommy | 79 | 3599 | 45.6 | 68 | 0 |
| 49ERS | 79 | 3599 | 45.6 | 68 | 0 |
| OPPONENTS | 75 | 3426 | 45.7 | 74 | 0 |

| PASSING | Att | Comp | Pct | Yds | LG | TD | Int | QB |
|------------------|------------|-------------|-------------|-------------|------------|-----------|------------|-------------|
| Brodie, John | 392 | 193 | 49.2 | 2498 | 83t | 14 | 16 | 64.6 |
| Mira, George | 53 | 23 | 43.4 | 331 | 79t | 2 | 5 | 37.5 |
| Kilmer, Billy | 14 | 8 | 57.1 | 92 | 24 | 1 | 1 | 71.1 |
| Lind, Mike | 1 | 1 | 100.0 | 69 | 69t | 1 | 0 | 158.3 |
| Kopay, Dave | 1 | 0 | 0.0 | 0 | 0 | 0 | 0 | 39.6 |
| 49ERS | 461 | 225 | 48.8 | 2990 | 83t | 18 | 22 | 62.9 |
| OPPONENTS | 434 | 232 | 53.5 | 3135 | 82t | 23 | 16 | 79.0 |



1965 (7-6-1)

Jack Christiansen, Coach

| | | | |
|------------|----|-----------------------------------|------------|
| W | 52 | Chicago (31,211)/S-19 | 24 |
| W | 27 | Pittsburgh (28,161)/S-26 | 17 |
| L | 24 | at Baltimore (57,342)/O-3 | 27 |
| L | 10 | at Green Bay (50,858)/O-10 | 27 |
| W | 45 | at Los Angeles Rams (34,703)/O-17 | 21 |
| L | 41 | Minnesota (40,673)/O-24 | 42 |
| L | 28 | Baltimore (43,575)/O-31 | 34 |
| L | 31 | at Dallas (30,531)/N-7 | 39 |
| W | 27 | at Detroit (52,570)/N-14 | 21 |
| W | 30 | Los Angeles Rams (39,253)/N-21 | 27 |
| W | 45 | at Minnesota (36,748)/N-28 | 24 |
| W | 17 | Detroit (38,483)/D-5 | 14 |
| L | 20 | at Chicago (43,400)/D-12 | 61 |
| T | 24 | Green Bay (45,710)/D-19 | 24 |
| 421 | | | 402 |

| TEAM STATISTICS | | 49ers | Opp |
|-----------------------------------|--|--------------|------------|
| TOTAL FIRST DOWNS | | 292 | 259 |
| By Rushing | | 97 | 94 |
| By Passing | | 172 | 139 |
| By Penalties | | 23 | 26 |
| TOTAL YARDS GAINED | | 5270 | 4640 |
| By Rushing | | 1783 | 1535 |
| By Passing | | 3487 | 3105 |
| TOTAL PLAYS FROM SCRIMMAGE | | 901 | 878 |
| Rushes | | 428 | 405 |
| Average Gain Per Rush | | 4.2 | 3.8 |
| FORWARD PASSES ATTEMPTED | | 454 | 448 |
| Number Completed | | 272 | 225 |
| Per Cent Completed | | 59.9 | 50.2 |
| Sacks/Yards Lost | | 19/146 | 25/197 |
| Passes Had Intercepted | | 21 | 13 |
| Yards Gained Per Pass | | 8.0 | 7.4 |
| Yards Gained Per Completion | | 13.4 | 14.7 |
| PUNTS | | 54 | 62 |
| Total Yardage of Punts | | 2474 | 2598 |
| Average Length | | 45.8 | 41.9 |
| KICKOFF RETURNS | | 59 | 59 |
| Total Yards Returned | | 1276 | 1566 |
| Average Length of Return | | 21.6 | 26.1 |
| PENALTIES | | 79 | 71 |
| Yards Penalized | | 785 | 727 |
| FUMBLES | | 33 | 34 |
| Own Fumbles Recovered | | 14 | 17 |
| Opponents' Fumbles Recovered | | 17 | 19 |
| FIELD GOALS | | 17 | 14 |
| Field Goals Attempted | | 27 | 27 |
| TOTAL POINTS SCORED | | 421 | 402 |
| Touchdowns Scored | | 53 | 52 |
| Touchdowns Rushing | | 13 | 20 |
| Touchdowns Passing | | 35 | 24 |
| Touchdowns Returns | | 5 | 8 |
| Extra Points | | 52 | 48 |
| Field Goals | | 17 | 14 |
| Safeties | | 0 | 0 |

| SCORING | TDs | Ru | Pa | Int | Fu | KO | Pu | PAT | FG | S | Pts |
|------------------|------------|-----------|-----------|------------|-----------|-----------|-----------|--------------|--------------|----------|------------|
| Davis, Tommy | 0 | 0 | 0 | 0 | 0 | 0 | 0 | 53/52 | 27/17 | 0 | 103 |
| Parks, Dave | 12 | 0 | 12 | 0 | 0 | 0 | 0 | 0/0 | 0/0 | 0 | 72 |
| Crow, John David | 9 | 2 | 7 | 0 | 0 | 0 | 0 | 0/0 | 0/0 | 0 | 54 |
| Willard, Ken | 9 | 5 | 4 | 0 | 0 | 0 | 0 | 0/0 | 0/0 | 0 | 54 |
| Casey, Bernie | 8 | 0 | 8 | 0 | 0 | 0 | 0 | 0/0 | 0/0 | 0 | 48 |
| Kopay, Dave | 4 | 2 | 1 | 0 | 1 | 0 | 0 | 0/0 | 0/0 | 0 | 24 |
| Lewis, Gary | 3 | 3 | 0 | 0 | 0 | 0 | 0 | 0/0 | 0/0 | 0 | 18 |
| Brodie, John | 1 | 1 | 0 | 0 | 0 | 0 | 0 | 0/0 | 0/0 | 0 | 6 |
| Burke, Vern | 1 | 0 | 1 | 0 | 0 | 0 | 0 | 0/0 | 0/0 | 0 | 6 |
| Chapple, Jack | 1 | 0 | 0 | 0 | 1 | 0 | 0 | 0/0 | 0/0 | 0 | 6 |
| Krueger, Charlie | 1 | 0 | 0 | 0 | 1 | 0 | 0 | 0/0 | 0/0 | 0 | 6 |
| McFarland, Kay | 1 | 0 | 1 | 0 | 0 | 0 | 0 | 0/0 | 0/0 | 0 | 6 |
| Miller, Clark | 1 | 0 | 0 | 0 | 1 | 0 | 0 | 0/0 | 0/0 | 0 | 6 |
| Stickles, Monty | 1 | 0 | 1 | 0 | 0 | 0 | 0 | 0/0 | 0/0 | 0 | 6 |
| Wilcox, Dave | 1 | 0 | 0 | 0 | 1 | 0 | 0 | 0/0 | 0/0 | 0 | 6 |
| 49ERS | 53 | 13 | 35 | 0 | 5 | 0 | 0 | 53/52 | 27/17 | 0 | 421 |
| OPPONENTS | 52 | 20 | 24 | 3 | 3 | 1 | 1 | 52/48 | 27/14 | 0 | 402 |

| RUSHING | Att | Yds | Avg | Lg | TD |
|------------------|------------|-------------|------------|------------|-----------|
| Willard, Ken | 189 | 778 | 4.1 | 32 | 5 |
| Crow, John David | 132 | 514 | 3.9 | 30 | 2 |
| Lewis, Gary | 52 | 256 | 4.9 | 60t | 3 |
| Kopay, Dave | 28 | 81 | 2.9 | 10 | 2 |
| Mira, George | 5 | 64 | 12.8 | 25 | 0 |
| Brodie, John | 15 | 60 | 4.0 | 13 | 1 |
| Davis, Tommy | 1 | 21 | 21.0 | 21 | 0 |
| Johnson, Rudy | 6 | 9 | 1.5 | 4 | 0 |
| 49ERS | 428 | 1783 | 4.2 | 60t | 13 |
| OPPONENTS | 405 | 1535 | 3.8 | 50t | 20 |

| RECEIVING | No | Yds | Avg | LG | TD |
|------------------|------------|-------------|-------------|------------|-----------|
| Parks, Dave | 80 | 1344 | 16.8 | 53t | 12 |
| Casey, Bernie | 59 | 765 | 13.0 | 59t | 8 |
| Stickles, Monty | 35 | 343 | 9.8 | 22 | 1 |
| Willard, Ken | 32 | 253 | 7.9 | 29t | 4 |
| Crow, John David | 28 | 493 | 17.6 | 54 | 7 |
| Kopay, Dave | 11 | 147 | 13.4 | 44 | 1 |
| Lewis, Gary | 10 | 25 | 2.5 | 12 | 0 |
| McFarland, Kay | 8 | 106 | 13.3 | 35t | 1 |
| Johnson, Rudy | 3 | 49 | 16.3 | 28 | 0 |
| Messer, Dale | 2 | 41 | 20.5 | 37 | 0 |
| Burke, Vern | 2 | 38 | 19.0 | 27t | 1 |
| Poole, Bob | 2 | 29 | 14.5 | 15 | 0 |
| 49ERS | 272 | 3633 | 13.4 | 59t | 35 |
| OPPONENTS | 225 | 3290 | 14.6 | 80t | 24 |

| INTERCEPTIONS | No | Yds | Avg | LG | TD |
|----------------------|-----------|------------|-------------|-----------|-----------|
| Johnson, Jimmy | 6 | 47 | 7.8 | 26 | 0 |
| Alexander, Kermit | 3 | 23 | 7.7 | 15 | 0 |
| Kimbrough, Elbert | 2 | 5 | 2.5 | 5 | 0 |
| Wilcox, Dave | 1 | 16 | 16.0 | 16 | 0 |
| Hazeltine, Matt | 1 | 6 | 6.0 | 6 | 0 |
| 49ERS | 13 | 97 | 7.5 | 26 | 0 |
| OPPONENTS | 21 | 232 | 11.1 | 33 | 3 |

| KICKOFF RETURNS | No | Yds | Avg | LG | TD |
|------------------------|-----------|-------------|-------------|------------|-----------|
| Alexander, Kermit | 32 | 741 | 23.2 | 46 | 0 |
| Lewis, Gary | 15 | 355 | 23.7 | 39 | 0 |
| Johnson, Rudy | 4 | 71 | 17.8 | 27 | 0 |
| Swinford, Wayne | 4 | 61 | 15.3 | 22 | 0 |
| Messer, Dale | 1 | 27 | 27.0 | 27 | 0 |
| Kopay, Dave | 1 | 21 | 21.0 | 21 | 0 |
| Cerne, Joe | 1 | 0 | 0.0 | 0 | 0 |
| Rubke, Karl | 1 | 0 | 0.0 | 0 | 0 |
| 49ERS | 59 | 1276 | 21.6 | 46 | 0 |
| OPPONENTS | 59 | 1566 | 26.5 | 99t | 1 |

| PUNT RETURNS | No | FC | Yds | Avg | LG | TD |
|---------------------|-----------|-----------|------------|-------------|------------|-----------|
| Alexander, Kermit | 35 | 7 | 262 | 7.5 | 40 | 0 |
| Swinford, Wayne | 2 | 11 | 18 | 9.0 | 18 | 0 |
| Lewis, Gary | 1 | 0 | 3 | 3.0 | 3 | 0 |
| 49ERS | 38 | 18 | 283 | 7.5 | 40 | 0 |
| OPPONENTS | 33 | 7 | 408 | 12.4 | 85t | 1 |

| PUNTING | No | Yds | Avg | LG | Blk |
|------------------|-----------|-------------|-------------|-----------|------------|
| Davis, Tommy | 54 | 2471 | 45.8 | 65 | 0 |
| 49ERS | 54 | 2471 | 45.8 | 65 | 0 |
| OPPONENTS | 62 | 2599 | 41.9 | 90 | 0 |

| PASSING | Att | Comp | Pct | Yds | LG | TD | Int | QB |
|------------------|------------|-------------|-------------|-------------|------------|-----------|------------|-------------|
| Brodie, John | 391 | 242 | 61.9 | 3112 | 59t | 30 | 16 | 95.3 |
| Mira, George | 58 | 28 | 48.3 | 460 | 46 | 4 | 3 | 76.8 |
| Crow, John David | 4 | 2 | 50.0 | 61 | 45t | 1 | 1 | 95.8 |
| Willard, Ken | 1 | 0 | 0.0 | 0 | 0 | 0 | 1 | 0.0 |
| 49ERS | 454 | 272 | 59.9 | 3633 | 59t | 35 | 21 | 91.8 |
| OPPONENTS | 447 | 225 | 50.3 | 3290 | 80t | 24 | 13 | 80.5 |



1966 (6-6-2)

Jack Christiansen, Coach

| | | | |
|------------|----|-----------------------------------|------------|
| T | 20 | Minnesota (29,312)/S-11 | 20 |
| L | 14 | at Baltimore (56,715)/S-25 | 36 |
| L | 3 | at Los Angeles Rams (45,642)/S-30 | 34 |
| W | 21 | Green Bay (39,290)/O-9 | 20 |
| W | 44 | at Atlanta (54,788)/O-16 | 7 |
| W | 27 | Detroit (36,745)/O-23 | 24 |
| L | 3 | at Minnesota (45,007)/O-30 | 28 |
| W | 21 | Los Angeles Rams (35,372)/N-6 | 13 |
| T | 30 | at Chicago (47,079)/N-13 | 30 |
| L | 34 | Philadelphia (31,993)/N-20 | 35 |
| W | 41 | at Detroit (53,189)/N-24 | 14 |
| L | 7 | at G.B. in Milwaukee (48,725)/D-4 | 20 |
| W | 41 | Chicago (37,170)/D-11 | 14 |
| L | 14 | Baltimore (40,005)/D-18 | 30 |
| 320 | | | 325 |

TEAM STATISTICS

| | 49ers | Opp |
|------------------------------|--------------|------------|
| TOTAL FIRST DOWNS | 282 | 238 |
| By Rushing | 101 | 88 |
| By Passing | 153 | 126 |
| By Penalties | 28 | 24 |
| TOTAL YARDS GAINED | 4391 | 4179 |
| By Rushing | 1377 | 1629 |
| By Passing | 3014 | 2550 |
| TOTAL PLAYS FROM SCRIMMAGE | 952 | 868 |
| Rushes | 422 | 414 |
| Average Gain Per Rush | 4.2 | 3.9 |
| FORWARD PASSES ATTEMPTED | 500 | 414 |
| Number Completed | 261 | 206 |
| Per Cent Completed | 52.2 | 49.8 |
| Sacks/Yards Lost | 38/352 | 40/345 |
| Passes Had Intercepted | 26 | 18 |
| Yards Gained Per Pass | 6.5 | 7.0 |
| Yards Gained Per Completion | 12.4 | 14.1 |
| PUNTS | 70 | 76 |
| Total Yardage of Punts | 2854 | 3130 |
| Average Length | 40.6 | 41.2 |
| KICKOFF RETURNS | 56 | 59 |
| Total Yards Returned | 1326 | 1343 |
| Average Length of Return | 23.7 | 22.8 |
| PENALTIES | 86 | 91 |
| Yards Penalized | 819 | 938 |
| FUMBLES | 26 | 24 |
| Own Fumbles Recovered | 14 | 13 |
| Opponents' Fumbles Recovered | 11 | 12 |
| FIELD GOALS | 16 | 16 |
| Field Goals Attempted | 31 | 31 |
| TOTAL POINTS SCORED | 320 | 325 |
| Touchdowns Scored | 39 | 40 |
| Touchdowns Rushing | 12 | 15 |
| Touchdowns Passing | 21 | 22 |
| Touchdowns Returns | 6 | 3 |
| Extra Points | 38 | 37 |
| Field Goals | 16 | 16 |
| Safetyes | 0 | 0 |

SCORING

| | TDs | Ru | Pa | Int | Fu | KO | Pu | PAT | FG | S | Pts |
|-------------------|------------|-----------|-----------|------------|-----------|-----------|-----------|------------|-----------|----------|------------|
| Davis, Tommy | 0 | 0 | 0 | 0 | 0 | 0 | 0 | 39/38 | 31/16 | 0 | 86 |
| Willard, Ken | 7 | 5 | 2 | 0 | 0 | 0 | 0 | 0/0 | 0/0 | 0 | 42 |
| Parks, Dave | 5 | 0 | 5 | 0 | 0 | 0 | 0 | 0/0 | 0/0 | 0 | 30 |
| Crow, John David | 4 | 1 | 3 | 0 | 0 | 0 | 0 | 0/0 | 0/0 | 0 | 24 |
| Brodie, John | 3 | 3 | 0 | 0 | 0 | 0 | 0 | 0/0 | 0/0 | 0 | 18 |
| Kramer, Kent | 3 | 0 | 3 | 0 | 0 | 0 | 0 | 0/0 | 0/0 | 0 | 18 |
| Lewis, Gary | 3 | 2 | 1 | 0 | 0 | 0 | 0 | 0/0 | 0/0 | 0 | 18 |
| Alexander, Kermit | 2 | 0 | 0 | 0 | 1 | 0 | 1 | 0/0 | 0/0 | 0 | 12 |
| Kopay, Dave | 2 | 1 | 1 | 0 | 0 | 0 | 0 | 0/0 | 0/0 | 0 | 12 |
| Stickles, Monty | 2 | 0 | 2 | 0 | 0 | 0 | 0 | 0/0 | 0/0 | 0 | 12 |
| Casey, Bernie | 1 | 0 | 1 | 0 | 0 | 0 | 0 | 0/0 | 0/0 | 0 | 6 |
| Dowdle, Mike | 1 | 0 | 0 | 1 | 0 | 0 | 0 | 0/0 | 0/0 | 0 | 6 |
| Hazeltine, Matt | 1 | 0 | 0 | 0 | 1 | 0 | 0 | 0/0 | 0/0 | 0 | 6 |
| Jackson, Jim | 1 | 0 | 1 | 0 | 0 | 0 | 0 | 0/0 | 0/0 | 0 | 6 |
| Johnson, Jimmy | 1 | 0 | 0 | 1 | 0 | 0 | 0 | 0/0 | 0/0 | 0 | 6 |
| McFarland, Kay | 1 | 0 | 1 | 0 | 0 | 0 | 0 | 0/0 | 0/0 | 0 | 6 |

(continued)

SCORING

| | TDs | Ru | Pa | Int | Fu | KO | Pu | PAT | FG | S | Pts |
|------------------|------------|-----------|-----------|------------|-----------|-----------|-----------|--------------|--------------|----------|------------|
| Randolph, Alvin | 1 | 0 | 0 | 1 | 0 | 0 | 0 | 0/0 | 0/0 | 0 | 6 |
| Witcher, Dick | 1 | 0 | 1 | 0 | 0 | 0 | 0 | 0/0 | 0/0 | 0 | 6 |
| 49ERS | 39 | 12 | 21 | 3 | 2 | 0 | 1 | 39/38 | 31/16 | 0 | 320 |
| OPPONENTS | 40 | 15 | 22 | 1 | 0 | 1 | 1 | 40/37 | 31/16 | 0 | 325 |

RUSHING

| | Att | Yds | Avg | Lg | TD |
|------------------|------------|-------------|------------|-----------|-----------|
| Willard, Ken | 191 | 763 | 4.0 | 49 | 5 |
| Crow, John David | 121 | 477 | 3.9 | 31 | 1 |
| Kopay, Dave | 47 | 204 | 4.3 | 32 | 1 |
| Lewis, Gary | 36 | 130 | 3.6 | 15 | 2 |
| Mira, George | 10 | 103 | 10.3 | 38 | 0 |
| Davis, Tommy | 3 | 43 | 14.3 | 22 | 0 |
| Casey, Bernie | 1 | 23 | 23.0 | 23 | 0 |
| Kilmer, Billy | 3 | 23 | 7.7 | 13 | 0 |
| Brodie, John | 5 | 18 | 3.6 | 7 | 3 |
| Jackson, Jim | 4 | 7 | 1.8 | 4 | 0 |
| Parks, Dave | 1 | -1 | -1.0 | -1 | 0 |
| 49ERS | 422 | 1790 | 4.2 | 49 | 12 |
| OPPONENTS | 413 | 1629 | 3.9 | 45 | 15 |

RECEIVING

| | No | Yds | Avg | LG | TD |
|------------------|------------|-------------|-------------|------------|-----------|
| Parks, Dave | 66 | 974 | 14.8 | 65t | 5 |
| Casey, Bernie | 50 | 669 | 13.4 | 32 | 1 |
| Willard, Ken | 42 | 351 | 8.4 | 62 | 2 |
| Crow, John David | 30 | 341 | 11.4 | 54 | 3 |
| Stickles, Monty | 27 | 315 | 11.7 | 38 | 2 |
| McFarland, Kay | 13 | 219 | 16.9 | 43 | 1 |
| Witcher, Dick | 10 | 115 | 11.5 | 24 | 1 |
| Kopay, Dave | 10 | 67 | 6.7 | 29t | 1 |
| Lewis, Gary | 7 | 44 | 6.3 | 18t | 1 |
| Kramer, Kent | 5 | 81 | 16.2 | 24 | 3 |
| Jackson, Jim | 1 | 63 | 63.0 | 63t | 1 |
| 49ERS | 261 | 3239 | 12.4 | 65t | 21 |
| OPPONENTS | 206 | 2895 | 14.1 | 83t | 18 |

INTERCEPTIONS

| | No | Yds | Avg | LG | TD |
|-------------------|-----------|------------|-------------|------------|-----------|
| Alexander, Kermit | 4 | 73 | 18.3 | 55 | 0 |
| Johnson, Jimmy | 4 | 57 | 14.3 | 35t | 1 |
| Randolph, Alvin | 3 | 138 | 46.0 | 94t | 1 |
| Kimbrough, Elbert | 3 | 60 | 20.0 | 44 | 0 |
| Donnelly, George | 2 | 16 | 8.0 | 16 | 0 |
| Dowdle, Mike | 1 | 27 | 27.0 | 27t | 1 |
| Hazeltine, Matt | 1 | 8 | 8.0 | 8 | 0 |
| 49ERS | 18 | 379 | 21.1 | 94t | 3 |
| OPPONENTS | 26 | 334 | 12.9 | 50 | 1 |

KICKOFF RETURNS

| | No | Yds | Avg | LG | TD |
|-------------------|-----------|-------------|-------------|-----------|-----------|
| Alexander, Kermit | 37 | 984 | 26.6 | 56 | 0 |
| Jackson, Jim | 8 | 162 | 20.3 | 28 | 0 |
| Swinford, Wayne | 4 | 73 | 18.3 | 21 | 0 |
| Lewis, Gary | 3 | 65 | 21.7 | 32 | 0 |
| Kopay, Dave | 2 | 20 | 10.0 | 11 | 0 |
| Phillips, Mel | 1 | 20 | 20.0 | 20 | 0 |
| Hindman, Stan | 1 | 2 | 2.0 | 2 | 0 |
| 49ERS | 56 | 1326 | 23.7 | 56 | 0 |
| OPPONENTS | 59 | 1343 | 22.8 | 81 | 1 |

PUNT RETURNS

| | No | FC | Yds | Avg | LG | TD |
|-------------------|-----------|-----------|------------|-------------|------------|-----------|
| Alexander, Kermit | 30 | 3 | 198 | 6.6 | 44t | 1 |
| Swinford, Wayne | 8 | 6 | 12 | 1.5 | 7 | 0 |
| Kopay, Dave | 4 | 7 | 28 | 7.0 | 10 | 0 |
| Jackson, Jim | 2 | 0 | 0 | 0.0 | 0 | 0 |
| Donnelly, George | 1 | 0 | 0 | 0.0 | 0 | 0 |
| 49ERS | 45 | 16 | 238 | 5.3 | 44t | 1 |
| OPPONENTS | 33 | 13 | 368 | 11.2 | 79t | 1 |

PUNTING

| | No | Yds | Avg | LG | Bk |
|------------------|-----------|-------------|-------------|-----------|-----------|
| Davis, Tommy | 63 | 2609 | 41.4 | 60 | 0 |
| Kilmer, Billy | 7 | 245 | 35.0 | 45 | 0 |
| 49ERS | 70 | 2854 | 40.8 | 60 | 0 |
| OPPONENTS | 76 | 3130 | 41.2 | 66 | 0 |

PASSING

| | Att | Comp | Pct | Yds | LG | TD | Int | QB |
|------------------|------------|-------------|-------------|-------------|------------|-----------|------------|-------------|
| Brodie, John | 427 | 232 | 54.3 | 2810 | 65t | 16 | 22 | 65.8 |
| Mira, George | 53 | 22 | 41.5 | 284 | 29 | 5 | 2 | 74.7 |
| Kilmer, Billy | 16 | 5 | 31.3 | 84 | 26 | 0 | 1 | 24.0 |
| Crow, John David | 4 | 2 | 50.0 | 61 | 46 | 0 | 1 | 56.3 |
| 49ERS | 500 | 261 | 52.2 | 3239 | 65t | 21 | 26 | 64.9 |
| OPPONENTS | 414 | 206 | 49.8 | 2895 | 83t | 18 | 18 | 69.0 |



1967 (7-7)

Jack Christiansen, Coach

| | | | |
|------------|----|----------------------------------|------------|
| W | 27 | at Minnesota (39,638)/S-17 | 21 |
| W | 38 | Atlanta (30,207)/S-24 | 7 |
| L | 7 | at Baltimore (60,238)/O-1 | 41 |
| W | 27 | at Los Angeles Rams (60,424)/O-8 | 24 |
| W | 28 | at Philadelphia (60,825)/O-15 | 27 |
| W | 27 | New Orleans (34,285)/O-22 | 13 |
| L | 3 | Detroit (37,990)/O-29 | 45 |
| L | 7 | Los Angeles Rams (53,194)/N-5 | 17 |
| L | 28 | at Washington (50,326)/N-12 | 31 |
| L | 0 | at Green Bay (50,861)/N-19 | 13 |
| L | 9 | Baltimore (44,815)/N-26 | 26 |
| L | 14 | Chicago (25,613)/D-3 | 28 |
| W | 34 | at Atlanta (51,798)/D-10 | 28 |
| W | 24 | Dallas (27,182)/D-16 | 16 |
| 273 | | | 337 |

TEAM STATISTICS

| | 49ers | Opp |
|------------------------------|--------|--------|
| TOTAL FIRST DOWNS | 242 | 237 |
| By Rushing | 101 | 92 |
| By Passing | 121 | 128 |
| By Penalties | 20 | 17 |
| TOTAL YARDS GAINED | 4418 | 4044 |
| By Rushing | 1764 | 1698 |
| By Passing | 2654 | 2346 |
| TOTAL PLAYS FROM SCRIMMAGE | 929 | 858 |
| Rushes | 434 | 407 |
| Average Gain Per Rush | 4.1 | 4.1 |
| FORWARD PASSES ATTEMPTED | 469 | 403 |
| Number Completed | 228 | 212 |
| Per Cent Completed | 48.6 | 52.6 |
| Sacks/Yards Lost | 26/208 | 48/409 |
| Passes Had Intercepted | 26 | 16 |
| Yards Gained Per Pass | 6.1 | 5.8 |
| Yards Gained Per Completion | 12.6 | 13.0 |
| PUNTS | 73 | 70 |
| Total Yardage of Punts | 2745 | 3063 |
| Average Length | 37.6 | 43.8 |
| KICKOFF RETURNS | 56 | 54 |
| Total Yards Returned | 1326 | 1311 |
| Average Length of Return | 23.7 | 24.3 |
| PENALTIES | 89 | 64 |
| Yards Penalized | 931 | 596 |
| FUMBLES | 20 | 24 |
| Own Fumbles Recovered | 10 | 11 |
| Opponents' Fumbles Recovered | 13 | 10 |
| FIELD GOALS | 14 | 17 |
| Field Goals Attempted | 33 | 35 |
| TOTAL POINTS SCORED | 273 | 337 |
| Touchdowns Scored | 33 | 41 |
| Touchdowns Rushing | 16 | 17 |
| Touchdowns Passing | 16 | 19 |
| Touchdowns Returns | 1 | 5 |
| Extra Points | 33 | 40 |
| Field Goals | 14 | 17 |
| Safeties | 0 | 0 |

SCORING

| | TDs | Ru | Pa | Int | Fu | KO | Pu | PAT | FG | S | Pts |
|------------------|-----------|-----------|-----------|----------|----------|----------|----------|--------------|--------------|----------|------------|
| Davis, Tommy | 0 | 0 | 0 | 0 | 0 | 0 | 0 | 33/33 | 33/14 | 0 | 75 |
| Lewis, Gary | 7 | 6 | 1 | 0 | 0 | 0 | 0 | 0/0 | 0/0 | 0 | 42 |
| Willard, Ken | 6 | 5 | 1 | 0 | 0 | 0 | 0 | 0/0 | 0/0 | 0 | 36 |
| Crow, John David | 5 | 2 | 3 | 0 | 0 | 0 | 0 | 0/0 | 0/0 | 0 | 30 |
| Randle, Sonny | 4 | 0 | 4 | 0 | 0 | 0 | 0 | 0/0 | 0/0 | 0 | 24 |
| Windsor, Bob | 3 | 0 | 2 | 0 | 1 | 0 | 0 | 0/0 | 0/0 | 0 | 18 |
| Witcher, Dick | 3 | 0 | 3 | 0 | 0 | 0 | 0 | 0/0 | 0/0 | 0 | 18 |
| Cunningham, Doug | 2 | 2 | 0 | 0 | 0 | 0 | 0 | 0/0 | 0/0 | 0 | 12 |
| Parks, Dave | 2 | 0 | 2 | 0 | 0 | 0 | 0 | 0/0 | 0/0 | 0 | 12 |
| Brodie, John | 1 | 1 | 0 | 0 | 0 | 0 | 0 | 0/0 | 0/0 | 0 | 6 |
| 49ERS | 33 | 16 | 16 | 0 | 1 | 0 | 0 | 33/33 | 33/14 | 0 | 273 |
| OPPONENTS | 41 | 17 | 19 | 3 | 0 | 1 | 1 | 41/40 | 35/17 | 0 | 337 |

| RUSHING | Att | Yds | Avg | Lg | TD |
|------------------|------------|-------------|------------|------------|-----------|
| Willard, Ken | 169 | 510 | 3.0 | 20 | 5 |
| Crow, John David | 113 | 479 | 4.2 | 39 | 2 |
| Lewis, Gary | 67 | 342 | 5.1 | 52 | 6 |
| Cunningham, Doug | 43 | 212 | 4.9 | 64t | 2 |
| Brodie, John | 20 | 147 | 7.4 | 15 | 1 |
| Mira, George | 7 | 23 | 3.3 | 9 | 0 |
| Kopay, Dave | 6 | 21 | 3.5 | 10 | 0 |
| Spurrier, Steve | 5 | 18 | 3.6 | 9 | 0 |
| Windsor, Bob | 1 | 7 | 7.0 | 7 | 0 |
| Tucker, Bill | 3 | 5 | 1.7 | 3 | 0 |
| 49ERS | 434 | 1764 | 4.1 | 64t | 16 |
| OPPONENTS | 407 | 1698 | 4.1 | 73 | 17 |

| RECEIVING | No | Yds | Avg | LG | TD |
|------------------|------------|-------------|-------------|------------|-----------|
| Witcher, Dick | 46 | 705 | 15.3 | 63t | 3 |
| Randle, Sonny | 33 | 502 | 15.2 | 58 | 4 |
| Crow, John David | 31 | 373 | 12.0 | 59t | 3 |
| Parks, Dave | 26 | 313 | 12.0 | 43 | 2 |
| Willard, Ken | 23 | 242 | 10.5 | 25 | 1 |
| Windsor, Bob | 21 | 254 | 12.1 | 55t | 2 |
| Lewis, Gary | 21 | 218 | 10.4 | 32t | 1 |
| Cunningham, Doug | 13 | 121 | 9.3 | 29 | 0 |
| Stickles, Monty | 7 | 86 | 12.3 | 19 | 0 |
| Tucker, Bill | 2 | 22 | 11.0 | 12 | 0 |
| Myers, Chip | 2 | 13 | 6.5 | 8 | 0 |
| Kopay, Dave | 2 | 11 | 5.5 | 11 | 0 |
| Olerich, Dave | 1 | 2 | 2.0 | 2 | 0 |
| 49ERS | 228 | 2862 | 12.6 | 63t | 16 |
| OPPONENTS | 212 | 2755 | 13.0 | 82t | 19 |

| INTERCEPTIONS | No | Yds | Avg | LG | TD |
|-------------------|-----------|------------|-------------|-----------|----------|
| Alexander, Kermit | 5 | 72 | 14.4 | 48 | 0 |
| Gonsoulin, Austin | 3 | 9 | 3.0 | 5 | 0 |
| Johnson, Jimmy | 2 | 68 | 34.0 | 38 | 0 |
| Wilcox, Dave | 2 | 17 | 8.5 | 17 | 0 |
| Jackson, Jim | 1 | 22 | 22.0 | 22 | 0 |
| Nunley, Frank | 1 | 7 | 7.0 | 7 | 0 |
| Miller, Clark | 1 | 3 | 3.0 | 3 | 0 |
| Phillips, Mel | 1 | 0 | 0.0 | 0 | 0 |
| 49ERS | 16 | 198 | 12.4 | 48 | 0 |
| OPPONENTS | 26 | 292 | 11.2 | 37 | 3 |

| KICKOFF RETURNS | No | Yds | Avg | LG | TD |
|-------------------|-----------|-------------|-------------|------------|----------|
| Cunningham, Doug | 31 | 826 | 26.7 | 94 | 0 |
| Tucker, Bill | 9 | 199 | 22.1 | 26 | 0 |
| Lewis, Gary | 9 | 190 | 21.1 | 33 | 0 |
| Swinford, Wayne | 2 | 51 | 25.5 | 32 | 0 |
| Nunley, Frank | 2 | 0 | 0.0 | 0 | 0 |
| Kopay, Dave | 1 | 21 | 21.0 | 21 | 0 |
| Windsor, Bob | 1 | 21 | 21.0 | 21 | 0 |
| Alexander, Kermit | 1 | 18 | 18.0 | 18 | 0 |
| 49ERS | 56 | 1326 | 23.7 | 94 | 0 |
| OPPONENTS | 54 | 1311 | 24.3 | 97t | 1 |

| PUNT RETURNS | No | FC | Yds | Avg | LG | TD |
|-------------------|-----------|-----------|------------|------------|------------|----------|
| Cunningham, Doug | 27 | 7 | 249 | 9.2 | 57 | 0 |
| Alexander, Kermit | 6 | 1 | 64 | 10.7 | 31 | 0 |
| Tucker, Bill | 1 | 0 | 1 | 1.0 | 1 | 0 |
| Gonsoulin, Austin | 1 | 0 | 0 | 0.0 | 0 | 0 |
| Lewis, Gary | 0 | 1 | 0 | 0.0 | 0 | 0 |
| 49ERS | 35 | 9 | 314 | 9.0 | 57 | 0 |
| OPPONENTS | 29 | 18 | 175 | 6.0 | 58t | 1 |

| PUNTING | No | Yds | Avg | LG | Bk |
|------------------|-----------|-------------|-------------|-----------|----------|
| Spurrier, Steve | 73 | 2745 | 37.6 | 61 | 1 |
| 49ERS | 73 | 2745 | 37.6 | 61 | 1 |
| OPPONENTS | 70 | 3063 | 43.8 | 60 | 0 |

| PASSING | Att | Comp | Pct | Yds | LG | TD | Int | QB |
|------------------|------------|------------|-------------|-------------|------------|-----------|-----------|-------------|
| Brodie, John | 349 | 168 | 48.1 | 2013 | 63t | 11 | 22 | 50.5 |
| Mira, George | 65 | 35 | 53.9 | 592 | 58 | 5 | 2 | 97.7 |
| Spurrier, Steve | 50 | 23 | 46.0 | 211 | 21 | 0 | 1 | 49.7 |
| Crow, John David | 5 | 2 | 40.0 | 46 | 25 | 0 | 1 | 34.2 |
| 49ERS | 469 | 228 | 48.6 | 2862 | 63t | 16 | 26 | 56.3 |
| OPPONENTS | 403 | 212 | 52.6 | 2755 | 82t | 19 | 16 | 73.6 |



1968 (7-6-1)

Dick Nolan, Coach

| | | | |
|------------|----|----------------------------------|------------|
| L | 10 | at Baltimore (56,864)/S-15 | 27 |
| W | 35 | St. Louis (27,557)/S-22 | 17 |
| W | 28 | Atlanta (27,477)/S-29 | 13 |
| L | 10 | at Los Angeles Rams (69,520)/O-6 | 24 |
| L | 14 | Baltimore (32,822)/O-13 | 42 |
| W | 26 | at New York Giants (62,958)/O-20 | 10 |
| W | 14 | at Detroit (53,555)/O-27 | 7 |
| L | 21 | Cleveland (31,359)/N-3 | 33 |
| L | 19 | at Chicago (46,978)/N-10 | 27 |
| T | 20 | Los Angeles Rams (41,815)/N-17 | 20 |
| W | 45 | at Pittsburgh (21,408)/N-24 | 28 |
| W | 27 | Green Bay (47,218)/D-1 | 20 |
| L | 20 | Minnesota (29,049)/D-8 | 30 |
| W | 14 | at Atlanta (44,977)/D-15 | 12 |
| 303 | | | 310 |

TEAM STATISTICS

| | 49ers | Opp |
|------------------------------|--------------|------------|
| TOTAL FIRST DOWNS | 260 | 250 |
| By Rushing | 98 | 111 |
| By Passing | 141 | 124 |
| By Penalties | 21 | 15 |
| TOTAL YARDS GAINED | 4709 | 4020 |
| By Rushing | 1784 | 1706 |
| By Passing | 2925 | 2244 |
| TOTAL PLAYS FROM SCRIMMAGE | 887 | 896 |
| Rushes | 443 | 445 |
| Average Gain Per Rush | 4.0 | 4.0 |
| FORWARD PASSES ATTEMPTED | 417 | 416 |
| Number Completed | 239 | 291 |
| Per Cent Completed | 57.3 | 48.4 |
| Sacks/Yards Lost | 27/182 | 35/304 |
| Passes Had Intercepted | 23 | 20 |
| Yards Gained Per Pass | 6.5 | 4.9 |
| Yards Gained Per Completion | 13.0 | 12.7 |
| PUNTS | 68 | 68 |
| Total Yardage of Punts | 2651 | 2856 |
| Average Length | 39.0 | 42.0 |
| KICKOFF RETURNS | 60 | 54 |
| Total Yards Returned | 1064 | 1163 |
| Average Length of Return | 17.7 | 20.8 |
| PENALTIES | 90 | 71 |
| Yards Penalized | 794 | 656 |
| FUMBLES | 26 | 22 |
| Own Fumbles Recovered | 12 | 11 |
| Opponents' Fumbles Recovered | 11 | 14 |
| FIELD GOALS | 11 | 22 |
| Field Goals Attempted | 24 | 32 |
| TOTAL POINTS SCORED | 303 | 310 |
| Touchdowns Scored | 39 | 35 |
| Touchdowns Rushing | 11 | 12 |
| Touchdowns Passing | 24 | 19 |
| Touchdowns Returns | 4 | 4 |
| Extra Points | 36 | 34 |
| Field Goals | 11 | 22 |
| Safeties | 0 | 0 |

SCORING

| | TDs | Ru | Pa | Int | Fu | KO | Pu | PAT | FG | S | Pts |
|-------------------|------------|-----------|-----------|------------|-----------|-----------|-----------|--------------|--------------|----------|------------|
| Davis, Tommy | 0 | 0 | 0 | 0 | 0 | 0 | 0 | 28/28 | 16/9 | 0 | 55 |
| McNeil, Clifton | 7 | 0 | 7 | 0 | 0 | 0 | 0 | 0/0 | 0/0 | 0 | 42 |
| Tucker, Bill | 7 | 3 | 4 | 0 | 0 | 0 | 0 | 0/0 | 0/0 | 0 | 42 |
| Willard, Ken | 7 | 7 | 0 | 0 | 0 | 0 | 0 | 0/0 | 0/0 | 0 | 42 |
| Crow, John David | 5 | 0 | 5 | 0 | 0 | 0 | 0 | 0/0 | 0/0 | 0 | 30 |
| Lewis, Gary | 4 | 1 | 3 | 0 | 0 | 0 | 0 | 0/0 | 0/0 | 0 | 24 |
| Patera, Dennis | 0 | 0 | 0 | 0 | 0 | 0 | 0 | 11/8 | 8/2 | 0 | 14 |
| Windsor, Bob | 2 | 0 | 2 | 0 | 0 | 0 | 0 | 0/0 | 0/0 | 0 | 12 |
| Witcher, Dick | 2 | 0 | 1 | 0 | 1 | 0 | 0 | 0/0 | 0/0 | 0 | 12 |
| Alexander, Kermit | 1 | 0 | 0 | 1 | 0 | 0 | 0 | 0/0 | 0/0 | 0 | 6 |
| Belk, Bill | 1 | 0 | 0 | 1 | 0 | 0 | 0 | 0/0 | 0/0 | 0 | 6 |
| Hindman, Stan | 1 | 0 | 0 | 1 | 0 | 0 | 0 | 0/0 | 0/0 | 0 | 6 |
| McFarland, Kay | 1 | 0 | 1 | 0 | 0 | 0 | 0 | 0/0 | 0/0 | 0 | 6 |
| Randle, Sonny | 1 | 0 | 1 | 0 | 0 | 0 | 0 | 0/0 | 0/0 | 0 | 6 |
| 49ERS | 39 | 11 | 24 | 3 | 1 | 0 | 0 | 39/36 | 24/11 | 0 | 303 |
| OPPONENTS* | 35 | 12 | 19 | 1 | 1 | 1 | 0 | 35/34 | 32/22 | 0 | 310 |

* had one ret. of blkd FGA

| | Att | Yds | Avg | LG | TD |
|------------------|------------|-------------|------------|------------|-----------|
| Willard, Ken | 227 | 967 | 4.3 | 69t | 7 |
| Lewis, Gary | 141 | 573 | 4.1 | 22 | 1 |
| Tucker, Bill | 30 | 135 | 4.5 | 18 | 3 |
| Brodie, John | 18 | 71 | 3.9 | 15 | 0 |
| Daniels, Clem | 12 | 37 | 3.1 | 11 | 0 |
| Cunningham, Doug | 6 | 7 | 1.2 | 5 | 0 |
| Mira, George | 1 | 5 | 5.0 | 5 | 0 |
| Crow, John David | 4 | 4 | 1.0 | 3 | 0 |
| Lee, Dwight | 2 | 1 | 0.5 | 1 | 0 |
| McNeil, Clifton | 1 | -1 | -1.0 | -1 | 0 |
| Spurrier, Steve | 1 | -15 | -15.0 | -15 | 0 |
| 49ERS | 443 | 1784 | 4.0 | 69t | 11 |
| OPPONENTS | 447 | 1766 | 4.0 | 32 | 15 |

| | No | Yds | Avg | LG | TD |
|------------------|------------|-------------|-------------|------------|-----------|
| McNeil, Clifton | 71 | 994 | 14.0 | 65t | 7 |
| Witcher, Dick | 39 | 531 | 13.6 | 59t | 1 |
| Willard, Ken | 36 | 232 | 6.4 | 20 | 0 |
| Crow, John David | 31 | 531 | 17.1 | 54t | 5 |
| Lewis, Gary | 27 | 244 | 9.0 | 33 | 3 |
| Tucker, Bill | 15 | 197 | 13.1 | 59t | 4 |
| Windsor, Bob | 8 | 146 | 18.3 | 62 | 2 |
| McFarland, Kay | 5 | 140 | 28.0 | 65 | 1 |
| Randle, Sonny | 3 | 44 | 14.7 | 29t | 1 |
| Cunningham, Doug | 2 | 25 | 12.5 | 16 | 0 |
| Daniels, Clem | 2 | 23 | 11.5 | 16 | 0 |
| 49ERS | 239 | 3107 | 13.0 | 65t | 24 |
| OPPONENTS | 201 | 2547 | 12.7 | 60 | 19 |

| | No | Yds | Avg | LG | TD |
|-------------------|-----------|------------|-------------|-----------|-----------|
| Alexander, Kermit | 9 | 155 | 17.2 | 66t | 1 |
| Randolph, Alvin | 4 | 60 | 15.0 | 40 | 0 |
| Beard, Ed | 2 | 93 | 46.5 | 69 | 0 |
| Fuller, Johnny | 2 | 3 | 1.5 | 3 | 0 |
| Hindman, Stan | 1 | 25 | 25.0 | 25t | 1 |
| Johnson, Jimmy | 1 | 25 | 25.0 | 25 | 0 |
| Belk, Bill | 1 | 6 | 6.0 | 6t | 1 |
| 49ERS | 20 | 367 | 18.4 | 69 | 3 |
| OPPONENTS | 23 | 390 | 17.0 | 90 | 1 |

| | No | Yds | Avg | LG | TD |
|-------------------|-----------|-------------|-------------|------------|-----------|
| Alexander, Kermit | 20 | 300 | 15.0 | 35 | 0 |
| Cunningham, Doug | 14 | 286 | 20.4 | 38 | 0 |
| Daniels, Clem | 10 | 266 | 26.6 | 29 | 0 |
| Tucker, Bill | 5 | 103 | 20.6 | 30 | 0 |
| Lee, Dwight | 2 | 43 | 21.5 | 22 | 0 |
| Hays, Harold | 2 | 21 | 10.5 | 13 | 0 |
| Nunley, Frank | 2 | 0 | 0.0 | 0 | 0 |
| Fuller, Johnny | 1 | 23 | 23.0 | 23 | 0 |
| Banaszek, Cas | 1 | 15 | 15.0 | 15 | 0 |
| Olerich, Dave | 1 | 4 | 4.0 | 4 | 0 |
| Hart, Tommy | 1 | 3 | 3.0 | 3 | 0 |
| Peoples, Woody | 1 | 0 | 0.0 | 0 | 0 |
| 49ERS | 60 | 1064 | 17.7 | 38 | 0 |
| OPPONENTS | 56 | 1163 | 20.8 | 96t | 1 |

| | No | FC | Yds | Avg | LG | TD |
|-------------------|-----------|-----------|------------|------------|-----------|-----------|
| Alexander, Kermit | 24 | 13 | 87 | 3.6 | 26 | 0 |
| Fuller, Johnny | 12 | 8 | 33 | 2.8 | 9 | 0 |
| 49ERS | 36 | 21 | 120 | 3.3 | 26 | 0 |
| OPPONENTS | 31 | 23 | 238 | 7.7 | 27 | 0 |

| | No | Yds | Avg | LG | Blk |
|------------------|-----------|-------------|-------------|-----------|------------|
| Spurrier, Steve | 68 | 2651 | 39.0 | 54 | 0 |
| 49ERS | 68 | 2651 | 39.0 | 54 | 0 |
| OPPONENTS | 68 | 2856 | 42.0 | 55 | 0 |

| | Att | Comp | Pct | Yds | LG | TD | Int | QB |
|------------------|------------|-------------|-------------|-------------|------------|-----------|------------|-------------|
| Brodie, John | 404 | 234 | 57.9 | 3020 | 65t | 22 | 21 | 78.0 |
| Mira, George | 11 | 4 | 36.4 | 44 | 43t | 1 | 1 | 36.2 |
| McNeil, Clifton | 2 | 1 | 50.0 | 43 | 43t | 1 | 1 | 95.8 |
| 49ERS | 417 | 239 | 57.3 | 3107 | 65t | 24 | 23 | 77.1 |
| OPPONENTS | 415 | 201 | 48.4 | 2547 | 60 | 19 | 20 | 63.2 |



1969 (4-8-2)

Dick Nolan, Coach

| | | | |
|------------|----|------------------------------------|------------|
| L | 12 | at Atlanta (45,940)/S-21 | 24 |
| L | 7 | at G.B. in Milwaukee (48,184)/S-28 | 14 |
| T | 17 | Washington (35,184)/O-5 | 17 |
| L | 21 | Los Angeles Rams (45,995)/O-12 | 27 |
| L | 7 | Atlanta (28,684)/O-19 | 21 |
| W | 24 | at Baltimore (60,238)/O-26 | 21 |
| L | 14 | Detroit (35,100)/N-2 | 26 |
| L | 30 | at Los Angeles Rams (73,975)/N-9 | 41 |
| W | 20 | Baltimore (38,472)/N-16 | 17 |
| L | 38 | at New Orleans (71,448)/N-23 | 43 |
| T | 24 | at Dallas (62,348)/N-27 | 24 |
| W | 42 | Chicago (32,826)/D-6 | 21 |
| L | 7 | at Minnesota (43,028)/D-14 | 10 |
| W | 14 | Philadelphia (25,391)/D-21 | 13 |
| 277 | | | 319 |

TEAM STATISTICS

| | 49ers | Opp |
|------------------------------|--------------|------------|
| TOTAL FIRST DOWNS | 235 | 242 |
| By Rushing | 84 | 91 |
| By Passing | 153 | 128 |
| By Penalties | 16 | 23 |
| TOTAL YARDS GAINED | 4694 | 4175 |
| By Rushing | 1536 | 1704 |
| By Passing | 3158 | 2471 |
| TOTAL PLAYS FROM SCRIMMAGE | 914 | 854 |
| Rushes | 391 | 422 |
| Average Gain Per Rush | 3.9 | 4.0 |
| FORWARD PASSES ATTEMPTED | 496 | 402 |
| Number Completed | 278 | 205 |
| Per Cent Completed | 56.0 | 51.0 |
| Sacks/Yards Lost | 27/221 | 30/255 |
| Passes Had Intercepted | 26 | 20 |
| Yards Gained Per Pass | 6.4 | 5.5 |
| Yards Gained Per Completion | 11.4 | 12.1 |
| PUNTS | 71 | 65 |
| Total Yardage of Punts | 2874 | 2629 |
| Average Length | 40.5 | 40.4 |
| KICKOFF RETURNS | 47 | 43 |
| Total Yards Returned | 901 | 1186 |
| Average Length of Return | 19.3 | 27.6 |
| PENALTIES | 85 | 70 |
| Yards Penalized | 845 | 671 |
| FUMBLES | 25 | 26 |
| Own Fumbles Recovered | 13 | 14 |
| Opponents' Fumbles Recovered | 12 | 12 |
| FIELD GOALS | 6 | 15 |
| Field Goals Attempted | 21 | 36 |
| TOTAL POINTS SCORED | 277 | 319 |
| Touchdowns Scored | 37 | 39 |
| Touchdowns Rushing | 13 | 14 |
| Touchdowns Passing | 22 | 22 |
| Touchdowns Returns | 2 | 3 |
| Extra Points | 35 | 38 |
| Field Goals | 6 | 15 |
| Safeties | 0 | 0 |

SCORING

| | TDs | Ru | Pa | Int | Fu | KO | Pu | PAT | FG | S | Pts |
|------------------|------------|-----------|-----------|------------|-----------|-----------|-----------|--------------|--------------|----------|------------|
| Willard, Ken | 10 | 7 | 3 | 0 | 0 | 0 | 0 | 0/0 | 0/0 | 0 | 60 |
| Thomas, Jimmy | 6 | 1 | 5 | 0 | 0 | 0 | 0 | 0/0 | 0/0 | 0 | 36 |
| Gavric, Momcilo | 0 | 0 | 0 | 0 | 0 | 0 | 0 | 24/22 | 11/3 | 0 | 31 |
| Tucker, Bill | 4 | 2 | 2 | 0 | 0 | 0 | 0 | 0/0 | 0/0 | 0 | 24 |
| Davis, Tommy | 0 | 0 | 0 | 0 | 0 | 0 | 0 | 13/13 | 10/3 | 0 | 22 |
| Cunningham, Doug | 3 | 3 | 0 | 0 | 0 | 0 | 0 | 0/0 | 0/0 | 0 | 18 |
| McNeil, Clifton | 3 | 0 | 3 | 0 | 0 | 0 | 0 | 0/0 | 0/0 | 0 | 18 |
| Washington, Gene | 3 | 0 | 3 | 0 | 0 | 0 | 0 | 0/0 | 0/0 | 0 | 18 |
| Witcher, Dick | 3 | 0 | 3 | 0 | 0 | 0 | 0 | 0/0 | 0/0 | 0 | 18 |
| Windsor, Bob | 2 | 0 | 2 | 0 | 0 | 0 | 0 | 0/0 | 0/0 | 0 | 12 |
| Kwalick, Ted | 1 | 0 | 1 | 0 | 0 | 0 | 0 | 0/0 | 0/0 | 0 | 6 |
| Lakes, Roland | 1 | 0 | 0 | 0 | 1 | 0 | 0 | 0/0 | 0/0 | 0 | 6 |
| Woitt, Johnny | 1 | 0 | 0 | 1 | 0 | 0 | 0 | 0/0 | 0/0 | 0 | 6 |
| Team | 0 | 0 | 0 | 0 | 0 | 0 | 0 | 0/0 | 0/0 | 1 | 2 |
| 49ERS | 37 | 13 | 22 | 1 | 1 | 0 | 0 | 37/35 | 21/6 | 1 | 277 |
| OPPONENTS | 39 | 14 | 22 | 1 | 1 | 1 | 0 | 39/38 | 36/15 | 1 | 319 |

| RUSHING | Att | Yds | Avg | LG | TD |
|------------------|------------|-------------|------------|------------|-----------|
| Willard, Ken | 171 | 557 | 3.3 | 18 | 7 |
| Cunningham, Doug | 147 | 541 | 3.7 | 33 | 3 |
| Thomas, Jimmy | 23 | 190 | 8.3 | 75t | 1 |
| Tucker, Bill | 20 | 72 | 3.6 | 24t | 2 |
| Brodie, John | 11 | 62 | 5.6 | 15 | 0 |
| Spurrier, Steve | 5 | 49 | 9.8 | 29 | 0 |
| Windsor, Bob | 5 | 39 | 7.8 | 13 | 0 |
| Davis, Tommy | 2 | 21 | 10.5 | 16 | 0 |
| Lewis, Gary | 4 | 5 | 1.3 | 4 | 0 |
| Moore, Gene | 2 | 4 | 2.0 | 2 | 0 |
| Washington, Gene | 1 | -4 | -4.0 | -4 | 0 |
| 49ERS | 391 | 1536 | 3.9 | 75t | 13 |
| OPPONENTS | 422 | 1704 | 4.0 | 41 | 14 |

| RECEIVING | No | Yds | Avg | LG | TD |
|------------------|------------|-------------|-------------|------------|-----------|
| Washington, Gene | 51 | 711 | 13.9 | 52 | 3 |
| Cunningham, Doug | 51 | 484 | 9.5 | 58 | 0 |
| Windsor, Bob | 49 | 597 | 12.2 | 32 | 2 |
| Willard, Ken | 36 | 326 | 9.1 | 36 | 3 |
| Witcher, Dick | 33 | 435 | 13.2 | 49 | 3 |
| Thomas, Jimmy | 18 | 364 | 20.2 | 75t | 5 |
| McNeil, Clifton | 17 | 255 | 15.0 | 80t | 3 |
| Tucker, Bill | 14 | 104 | 7.4 | 18t | 2 |
| Johnson, Leo | 4 | 42 | 10.5 | 14 | 0 |
| Kwalick, Ted | 2 | 32 | 16.0 | 31 | 1 |
| Moore, Gene | 2 | 28 | 14.0 | 24 | 0 |
| Edwards, Earl | 1 | 1 | 1.0 | 1 | 0 |
| 49ERS | 278 | 3379 | 12.2 | 80t | 22 |
| OPPONENTS | 205 | 2726 | 13.3 | 93 | 22 |

| INTERCEPTIONS | No | Yds | Avg | LG | TD |
|----------------------|-----------|------------|-------------|------------|-----------|
| Alexander, Kermit | 5 | 39 | 7.8 | 22 | 0 |
| Johnson, Jimmy | 5 | 18 | 3.6 | 18 | 0 |
| Wilcox, Dave | 2 | 17 | 8.5 | 17 | 0 |
| Taylor, Roosevelt | 2 | 15 | 7.5 | 15 | 0 |
| Randolph, Alvin | 2 | 10 | 5.0 | 5 | 0 |
| Woitt, Johnny | 1 | 57 | 57.0 | 57t | 1 |
| Fuller, Johnny | 1 | 31 | 31.0 | 31 | 0 |
| Nunley, Frank | 1 | 7 | 7.0 | 7 | 0 |
| Krueger, Charlie | 1 | 0 | 0.0 | 0 | 0 |
| 49ERS | 20 | 194 | 9.7 | 57t | 1 |
| OPPONENTS | 26 | 304 | 11.7 | 38 | 1 |

| KICKOFF RETURNS | No | Yds | Avg | LG | TD |
|------------------------|-----------|-------------|-------------|------------|-----------|
| Smith, Noland | 14 | 315 | 22.5 | 60 | 0 |
| Cunningham, Doug | 9 | 207 | 23.0 | 30 | 0 |
| Fuller, Johnny | 8 | 155 | 19.4 | 28 | 0 |
| Lewis, Gary | 5 | 155 | 31.0 | 34 | 0 |
| Alexander, Kermit | 3 | 47 | 15.7 | 24 | 0 |
| Edwards, Earl | 3 | 3 | 1.0 | 3 | 0 |
| Taylor, Roosevelt | 1 | 16 | 16.0 | 16 | 0 |
| Wilcox, Dave | 1 | 10 | 10.0 | 10 | 0 |
| Kwalick, Ted | 1 | 0 | 0.0 | 0 | 0 |
| Sniadecki, Jim | 1 | 0 | 0.0 | 0 | 0 |
| Tucker, Bill | 1 | 0 | 0.0 | 0 | 0 |
| 49ERS | 47 | 908 | 19.3 | 60 | 0 |
| OPPONENTS | 43 | 1186 | 27.6 | 87t | 1 |

| PUNT RETURNS | No | FC | Yds | Avg | LG | TD |
|---------------------|-----------|-----------|------------|------------|-----------|-----------|
| Smith, Noland | 10 | 4 | 46 | 4.6 | 18 | 0 |
| Fuller, Johnny | 5 | 4 | 12 | 2.4 | 7 | 0 |
| Alexander, Kermit | 4 | 3 | -18 | -4.5 | 0 | 0 |
| Cunningham, Doug | 3 | 11 | 23 | 7.7 | 14 | 0 |
| 49ERS | 22 | 22 | 63 | 2.9 | 18 | 0 |
| OPPONENTS | 39 | 14 | 293 | 7.5 | 50 | 0 |

| PUNTING | No | Yds | Avg | LG | Bik |
|------------------|-----------|-------------|-------------|-----------|------------|
| Kilgore, Jon | 36 | 1451 | 40.3 | 72 | 0 |
| Davis, Tommy | 23 | 955 | 41.5 | 55 | 0 |
| Spurrier, Steve | 12 | 468 | 39.0 | 57 | 0 |
| 49ERS | 71 | 2874 | 40.5 | 72 | 0 |
| OPPONENTS | 65 | 2629 | 40.5 | 60 | 0 |

| PASSING | Att | Comp | Pct | Yds | LG | TD | Int | QB |
|------------------|------------|-------------|-------------|-------------|------------|-----------|------------|-------------|
| Brodie, John | 347 | 194 | 55.9 | 2405 | 80t | 16 | 15 | 74.9 |
| Spurrier, Steve | 146 | 81 | 55.5 | 926 | 75t | 5 | 11 | 54.8 |
| Cunningham, Doug | 3 | 3 | 100.0 | 48 | 31 | 1 | 0 | 158.3 |
| 49ERS | 496 | 278 | 56.1 | 3379 | 80t | 22 | 26 | 70.1 |
| OPPONENTS | 402 | 205 | 51.0 | 2726 | 93 | 22 | 20 | 70.3 |



1970 (10-3-1/11-4-1)
NFC West Champions
Dick Nolan, Coach

| | | | |
|------------|----|-----------------------------------|------------|
| W | 26 | Washington (34,984)/S-20 | 17 |
| W | 34 | Cleveland (37,502)/S-27 | 31 |
| L | 20 | at Atlanta (58,850)/O-4 | 21 |
| W | 20 | at Los Angeles Rams (77,272)/O-11 | 6 |
| T | 20 | New Orleans (39,446)/O-18 | 20 |
| W | 19 | Denver (39,515)/O-25 | 14 |
| W | 26 | Green Bay (59,335)/N-1 | 10 |
| W | 37 | at Chicago (45,607)/N-8 | 16 |
| W | 30 | at Houston (43,040)/N-15 | 20 |
| L | 7 | at Detroit (56,232)/N-22 | 28 |
| L | 13 | Los Angeles Rams (59,602)/N-29 | 30 |
| W | 24 | Atlanta (41,387)/D-6 | 20 |
| W | 38 | at New Orleans (61,940)/D-13 | 27 |
| W | 38 | at Oakland Raiders (54,535)/D-20 | 7 |
| 352 | | | 267 |

NFC PLAYOFF - DEC. 27
 (at Bloomington, MN - Metropolitan Stadium)

| | | | |
|---|----|--------------------|----|
| W | 17 | Minnesota (45,103) | 14 |
|---|----|--------------------|----|

NFC CHAMPIONSHIP - JAN. 3
 (at San Francisco - Kezar Stadium)

| | | | |
|---|----|-----------------|----|
| L | 10 | Dallas (59,364) | 17 |
|---|----|-----------------|----|

| TEAM STATISTICS | | 49ers | Opp |
|------------------------------|--|-------|------|
| TOTAL FIRST DOWNS | | 237 | 213 |
| By Rushing | | 86 | 81 |
| By Passing | | 125 | 110 |
| By Penalties | | 26 | 22 |
| TOTAL NET YARDS | | 4503 | 3972 |
| Net Yards Rushing | | 1580 | 1799 |
| Net Yards Passing | | 2923 | 2173 |
| TOTAL PLAYS FROM SCRIMMAGE | | 862 | 839 |
| Rushes | | 471 | 425 |
| Average Gain Per Rush | | 3.4 | 4.2 |
| FORWARD PASSES ATTEMPTED | | 383 | 384 |
| Number Completed | | 226 | 185 |
| Per Cent Completed | | 59.0 | 48.2 |
| Quarterback Sacks | | 8 | 30 |
| Yards Lost | | 67 | 261 |
| Passes Had Intercepted | | 10 | 22 |
| Yards Gained Per Pass | | 7.5 | 5.3 |
| Yards Gained Per Completion | | 13.2 | 13.2 |
| PUNTS | | 75 | 82 |
| Total Yardage of Punts | | 2877 | 3309 |
| Average Length | | 38.4 | 40.4 |
| KICKOFF RETURNS | | 49 | 58 |
| Total Yards Returned | | 967 | 1362 |
| Average Length of Return | | 19.7 | 23.5 |
| PENALTIES | | 88 | 87 |
| Yards Penalized | | 997 | 965 |
| FUMBLES | | 24 | 35 |
| Own Fumbles Recovered | | 9 | 15 |
| Opponents' Fumbles Recovered | | 20 | 15 |
| FIELD GOALS | | 21 | 15 |
| Field Goals Attempted | | 31 | 24 |
| TOTAL POINTS SCORED | | 352 | 267 |
| Touchdowns Scored | | 41 | 32 |
| Touchdowns Rushing | | 13 | 12 |
| Touchdowns Passing | | 25 | 19 |
| Touchdowns Returns | | 3 | 1 |
| Extra Points | | 39 | 30 |
| Field Goals | | 21 | 15 |
| Safeties | | 1 | 0 |

| SCORING | TDs | Ru | Pa | Int | Fu | KO | Pu | PAT | FG | S | Pts |
|------------------|-----|----|----|-----|----|----|----|-------|-------|---|-----|
| Gossett, Bruce | 0 | 0 | 0 | 0 | 0 | 0 | 0 | 41/39 | 31/21 | 0 | 102 |
| Washington, Gene | 12 | 0 | 12 | 0 | 0 | 0 | 0 | 0/0 | 0/0 | 0 | 72 |
| Willard, Ken | 10 | 7 | 3 | 0 | 0 | 0 | 0 | 0/0 | 0/0 | 0 | 60 |
| Cunningham, Doug | 3 | 3 | 0 | 0 | 0 | 0 | 0 | 0/0 | 0/0 | 0 | 18 |
| Thomas, Jimmy | 3 | 0 | 3 | 0 | 0 | 0 | 0 | 0/0 | 0/0 | 0 | 18 |
| Brodie, John | 2 | 2 | 0 | 0 | 0 | 0 | 0 | 0/0 | 0/0 | 0 | 12 |
| Tucker, Bill | 2 | 1 | 1 | 0 | 0 | 0 | 0 | 0/0 | 0/0 | 0 | 12 |

(continued)

| SCORING | TDs | Ru | Pa | Int | Fu | KO | Pu | PAT | FG | S | Pts |
|------------------|-----------|-----------|-----------|----------|----------|----------|----------|--------------|--------------|----------|------------|
| Windsor, Bob | 2 | 0 | 2 | 0 | 0 | 0 | 0 | 0/0 | 0/0 | 0 | 12 |
| Witcher, Dick | 2 | 0 | 2 | 0 | 0 | 0 | 0 | 0/0 | 0/0 | 0 | 12 |
| Johnson, Jimmy | 1 | 0 | 0 | 1 | 0 | 0 | 0 | 0/0 | 0/0 | 1 | 8 |
| Isenbarger, John | 1 | 0 | 1 | 0 | 0 | 0 | 0 | 0/0 | 0/0 | 0 | 6 |
| Kwalick, Ted | 1 | 0 | 1 | 0 | 0 | 0 | 0 | 0/0 | 0/0 | 0 | 6 |
| Phillips, Mel | 1 | 0 | 0 | 1 | 0 | 0 | 0 | 0/0 | 0/0 | 0 | 6 |
| Taylor, Bruce* | 1 | 0 | 0 | 0 | 0 | 0 | 0 | 0/0 | 0/0 | 0 | 6 |
| Randolph, Alvin | 0 | 0 | 0 | 0 | 0 | 0 | 0 | 0/0 | 0/0 | 1 | 2 |
| 49ERS | 41 | 13 | 25 | 2 | 0 | 0 | 0 | 41/39 | 31/21 | 2 | 352 |
| OPPONENTS | 32 | 12 | 19 | 0 | 1 | 0 | 0 | 32/30 | 24/15 | 0 | 267 |

* had one ret. of blkd FGA

| RUSHING | Att | Yds | Avg | LG | TD |
|------------------|------------|-------------|------------|------------|-----------|
| Willard, Ken | 236 | 789 | 3.3 | 20 | 7 |
| Cunningham, Doug | 128 | 443 | 3.5 | 25 | 3 |
| Tucker, Bill | 42 | 137 | 3.3 | 11 | 1 |
| Thomas, Jimmy | 31 | 89 | 2.9 | 14 | 0 |
| Kwalick, Ted | 3 | 65 | 21.7 | 45 | 0 |
| Isenbarger, John | 18 | 43 | 2.4 | 27 | 0 |
| Brodie, John | 9 | 29 | 3.2 | 12t | 2 |
| Strong, Jim | 2 | 3 | 1.5 | 3 | 0 |
| Spurrier, Steve | 2 | -18 | -9.0 | -5 | 0 |
| 49ERS | 471 | 1580 | 3.4 | 45 | 13 |
| OPPONENTS | 425 | 1799 | 4.2 | 80t | 12 |

| RECEIVING | No | Yds | Avg | LG | TD |
|------------------|------------|-------------|-------------|------------|-----------|
| Washington, Gene | 53 | 1100 | 20.8 | 79t | 12 |
| Cunningham, Doug | 35 | 209 | 6.0 | 29 | 0 |
| Windsor, Bob | 31 | 363 | 11.7 | 35 | 2 |
| Willard, Ken | 31 | 259 | 8.4 | 32 | 3 |
| Witcher, Dick | 22 | 288 | 13.1 | 28 | 2 |
| Tucker, Bill | 17 | 108 | 6.4 | 28t | 1 |
| Thomas, Jimmy | 12 | 221 | 18.4 | 61t | 3 |
| Kwalick, Ted | 10 | 148 | 14.8 | 26t | 1 |
| Isenbarger, John | 8 | 158 | 19.8 | 61t | 1 |
| Riley, Preston | 7 | 136 | 19.4 | 68 | 0 |
| 49ERS | 226 | 2990 | 13.2 | 79t | 25 |
| OPPONENTS | 185 | 2434 | 13.2 | 69 | 19 |

| INTERCEPTIONS | No | Yds | Avg | LG | TD |
|-------------------|-----------|------------|-------------|-----------|----------|
| Taylor, Bruce | 3 | 70 | 23.3 | 70 | 0 |
| Phillips, Mel | 3 | 49 | 16.3 | 35t | 1 |
| Nunley, Frank | 3 | 42 | 14.0 | 24 | 0 |
| Taylor, Roosevelt | 3 | 27 | 9.0 | 19 | 0 |
| Vanderbundt, Skip | 3 | 18 | 6.0 | 18 | 0 |
| Wilcox, Dave | 2 | 46 | 23.0 | 35 | 0 |
| Johnson, Jimmy | 2 | 36 | 18.0 | 36t | 1 |
| Fuller, Johnny | 1 | 20 | 20.0 | 20 | 0 |
| Hart, Tommy | 1 | 0 | 0.0 | 0 | 0 |
| Randolph, Alvin | 1 | 0 | 0.0 | 0 | 0 |
| 49ERS | 22 | 308 | 14.0 | 70 | 2 |
| OPPONENTS | 10 | 95 | 9.5 | 29 | 0 |

| KICKOFF RETURNS | No | Yds | Avg | LG | TD |
|------------------|-----------|-------------|-------------|-----------|----------|
| Tucker, Bill | 25 | 577 | 23.1 | 43 | 0 |
| Taylor, Bruce | 12 | 190 | 15.8 | 25 | 0 |
| Thomas, Jimmy | 6 | 177 | 29.5 | 55 | 0 |
| Beard, Ed | 2 | 8 | 4.0 | 8 | 0 |
| Fuller, Johnny | 1 | 8 | 8.0 | 8 | 0 |
| Belk, Bill | 1 | 7 | 7.0 | 7 | 0 |
| Riley, Preston | 1 | 0 | 0.0 | 0 | 0 |
| Windsor, Bob | 1 | 0 | 0.0 | 0 | 0 |
| 49ERS | 49 | 967 | 19.7 | 43 | 0 |
| OPPONENTS | 58 | 1362 | 23.5 | 62 | 0 |

| PUNT RETURNS | No | FC | Yds | Avg | LG | TD |
|------------------|-----------|-----------|------------|-------------|-----------|----------|
| Taylor, Bruce | 43 | 10 | 516 | 12.0 | 76 | 0 |
| Fuller, Johnny | 4 | 2 | 29 | 7.3 | 12 | 0 |
| Riley, Preston | 1 | 0 | 5 | 5.0 | 5 | 0 |
| 49ERS | 48 | 12 | 550 | 11.5 | 76 | 0 |
| OPPONENTS | 38 | 21 | 180 | 4.7 | 16 | 0 |

| PUNTING | No | Yds | Avg | LG | Bk |
|------------------|-----------|-------------|-------------|-----------|----------|
| Spurrier, Steve | 75 | 2877 | 38.4 | 58 | 0 |
| 49ERS | 75 | 2877 | 38.4 | 58 | 0 |
| OPPONENTS | 82 | 3309 | 40.4 | 57 | 1 |

| PASSING | Att | Comp | Pct | Yds | LG | TD | Int | QB |
|------------------|------------|------------|-------------|-------------|------------|-----------|-----------|-------------|
| Brodie, John | 378 | 223 | 59.0 | 2941 | 79t | 24 | 10 | 93.8 |
| Spurrier, Steve | 4 | 3 | 75.0 | 49 | 26 | 1 | 0 | 155.2 |
| Isenbarger, John | 1 | 0 | 0.0 | 0 | 0 | 0 | 0 | 39.6 |
| 49ERS | 383 | 226 | 59.0 | 2990 | 79t | 25 | 10 | 94.7 |
| OPPONENTS | 384 | 185 | 48.2 | 2434 | 69 | 19 | 22 | 61.3 |



1971 (9-5/10-6)
NFC West Champions
Dick Nolan, Coach

| | | | |
|---|----|-----------------------------------|------------|
| L | 17 | at Atlanta (56,990)/S-19 | 20 |
| W | 38 | at New Orleans (81,595)/S-26 | 20 |
| W | 31 | at Philadelphia (65,358)/O-3 | 3 |
| L | 13 | Los Angeles Rams (44,000)/O-10 + | 20 |
| W | 13 | Chicago (44,133)/O-17 | 0 |
| W | 26 | at St. Louis (50,419)/O-24 | 14 |
| W | 27 | New England (45,092)/O-31 | 10 |
| W | 13 | at Minnesota (49,784)/N-7 | 9 |
| L | 20 | New Orleans (45,138)/N-14 | 26 |
| L | 6 | at Los Angeles Rams (80,050)/N-21 | 17 |
| W | 24 | at New York Jets (62,936)/N-28 | 21 |
| L | 17 | Kansas City (45,306)-MN/D-6 | 26 |
| W | 24 | Atlanta (44,584)/D-12 | 3 |
| W | 31 | Detroit (45,580)/D-19 | 27 |
| 300 | | | 216 |
| NFC PLAYOFF - DEC. 26 (at San Francisco - Candlestick Park) | | | |
| W | 24 | Washington (45,327) | 20 |
| NFC CHAMPIONSHIP - JAN. 2 (at Irving - Texas Stadium) | | | |
| L | 3 | Dallas (63,409) | 14 |

+ -First 49ers' regular season game at Candlestick Park.

| TEAM STATISTICS | | 49ers | Opp |
|------------------------------|--|-------|------|
| TOTAL FIRST DOWNS | | 257 | 199 |
| By Rushing | | 113 | 80 |
| By Passing | | 122 | 96 |
| By Penalties | | 22 | 23 |
| TOTAL NET YARDS | | 4706 | 3679 |
| Net Yards Rushing | | 2129 | 1668 |
| Net Yards Passing | | 2577 | 2011 |
| TOTAL PLAYS FROM SCRIMMAGE | | 900 | 787 |
| Rushes | | 498 | 408 |
| Average Gain Per Rush | | 4.3 | 4.1 |
| FORWARD PASSES ATTEMPTED | | 391 | 341 |
| Number Completed | | 209 | 152 |
| Per Cent Completed | | 53.5 | 44.6 |
| Quarterback Sacks | | 11 | 38 |
| Yards Lost | | 111 | 298 |
| Passes Had Intercepted | | 11 | 14 |
| Yards Gained Per Pass | | 6.4 | 5.3 |
| Yards Gained Per Completion | | 12.9 | 15.2 |
| PUNTS | | 51 | 73 |
| Total Yardage of Punts | | 1974 | 2898 |
| Average Length | | 38.7 | 39.7 |
| KICKOFF RETURNS | | 85 | 61 |
| Total Yards Returned | | 1653 | 1467 |
| Average Length of Return | | 19.5 | 24.1 |
| PENALTIES | | 88 | 75 |
| Yards Penalized | | 961 | 610 |
| FUMBLES | | 33 | 31 |
| Own Fumbles Recovered | | 15 | 15 |
| Opponents' Fumbles Recovered | | 15 | 18 |
| FIELD GOALS | | 23 | 19 |
| Field Goals Attempted | | 36 | 33 |
| TOTAL POINTS SCORED | | 300 | 216 |
| Touchdowns Scored | | 33 | 23 |
| Touchdowns Rushing | | 12 | 4 |
| Touchdowns Passing | | 18 | 17 |
| Touchdowns Returns | | 3 | 2 |
| Extra Points | | 33 | 21 |
| Field Goals | | 23 | 19 |
| Safeties | | 0 | 0 |

| SCORING | TDs | Ru | Pa | Int | Fu | KO | Pu | PAT | FG | S | Pts |
|------------------|-----|----|----|-----|----|----|----|-------|-------|---|-----|
| Gossett, Bruce | 0 | 0 | 0 | 0 | 0 | 0 | 0 | 32/32 | 36/23 | | 101 |
| Washington, Vic | 7 | 3 | 4 | 0 | 0 | 0 | 0 | 0/0 | 0/0 | | 42 |
| Kwalick, Ted | 5 | 0 | 5 | 0 | 0 | 0 | 0 | 0/0 | 0/0 | | 30 |
| Willard, Ken | 5 | 4 | 1 | 0 | 0 | 0 | 0 | 0/0 | 0/0 | | 30 |
| Washington, Gene | 4 | 0 | 4 | 0 | 0 | 0 | 0 | 0/0 | 0/0 | | 24 |
| Brodie, John | 3 | 3 | 0 | 0 | 0 | 0 | 0 | 0/0 | 0/0 | | 18 |

(continued)

| SCORING | TDs | Ru | Pa | Int | Fu | KO | Pu | PAT | FG | S | Pts |
|------------------|-----------|-----------|-----------|----------|----------|----------|----------|--------------|--------------|----------|------------|
| Witcher, Dick | 3 | 0 | 3 | 0 | 0 | 0 | 0 | 0/0 | 0/0 | 0 | 18 |
| Schreiber, Larry | 1 | 0 | 1 | 0 | 0 | 0 | 0 | 1/1 | 0/0 | 0 | 7 |
| Blue, Forrest | 1 | 0 | 0 | 0 | 1 | 0 | 0 | 0/0 | 0/0 | 0 | 6 |
| Cunningham, Doug | 1 | 1 | 0 | 0 | 0 | 0 | 0 | 0/0 | 0/0 | 0 | 6 |
| Hart, Tommy | 1 | 0 | 0 | 0 | 1 | 0 | 0 | 0/0 | 0/0 | 0 | 6 |
| Taylor, Bruce* | 1 | 0 | 0 | 0 | 0 | 0 | 0 | 0/0 | 0/0 | 0 | 6 |
| Thomas, Jimmy | 1 | 1 | 0 | 0 | 0 | 0 | 0 | 0/0 | 0/0 | 0 | 6 |
| 49ERS | 33 | 12 | 18 | 0 | 2 | 0 | 0 | 33/33 | 36/23 | 0 | 300 |
| OPPONENTS | 23 | 4 | 17 | 1 | 1 | 0 | 0 | 23/21 | 33/19 | 0 | 216 |

* had one ret. of blkd FGA

| RUSHING | Att | Yds | Avg | LG | TD |
|------------------|------------|-------------|------------|------------|-----------|
| Willard, Ken | 216 | 855 | 4.0 | 49 | 4 |
| Washington, Vic | 191 | 811 | 4.3 | 42 | 3 |
| Schreiber, Larry | 34 | 180 | 5.3 | 23 | 0 |
| Cunningham, Doug | 25 | 98 | 3.9 | 14 | 1 |
| Kwalick, Ted | 6 | 62 | 10.3 | 28 | 0 |
| Brodie, John | 14 | 45 | 3.2 | 12 | 3 |
| Thomas, Jimmy | 3 | 36 | 12.0 | 25t | 1 |
| Isenbarger, John | 5 | 34 | 6.8 | 22 | 0 |
| Windsor, Bob | 1 | 21 | 21.0 | 21 | 0 |
| Spurrier, Steve | 1 | 2 | 2.0 | 2 | 0 |
| McCann, Jim | 2 | -15 | -7.5 | -6 | 0 |
| 49ERS | 498 | 2129 | 4.3 | 49 | 12 |
| OPPONENTS | 408 | 1668 | 4.1 | 64t | 4 |

| RECEIVING | No | Yds | Avg | LG | TD |
|------------------|------------|-------------|-------------|------------|-----------|
| Kwalick, Ted | 52 | 664 | 12.8 | 42t | 5 |
| Washington, Gene | 46 | 884 | 19.2 | 71t | 4 |
| Washington, Vic | 36 | 317 | 8.8 | 40 | 4 |
| Willard, Ken | 27 | 202 | 7.5 | 33 | 1 |
| Cunningham, Doug | 19 | 188 | 9.9 | 28 | 0 |
| Witcher, Dick | 18 | 250 | 13.9 | 50t | 3 |
| Schreiber, Larry | 3 | 79 | 26.3 | 46 | 1 |
| Riley, Preston | 3 | 39 | 13.0 | 24 | 0 |
| Thomas, Jimmy | 3 | 33 | 11.0 | 14 | 0 |
| Windsor, Bob | 2 | 32 | 16.0 | 30 | 0 |
| 49ERS | 209 | 2688 | 12.9 | 71t | 18 |
| OPPONENTS | 152 | 2309 | 15.2 | 61t | 17 |

| INTERCEPTIONS | No | Yds | Avg | LG | TD |
|-------------------|-----------|------------|-------------|-----------|----------|
| Taylor, Bruce | 3 | 68 | 22.7 | 49 | 0 |
| Johnson, Jimmy | 3 | 16 | 5.3 | 10 | 0 |
| Taylor, Roosevelt | 3 | 13 | 4.3 | 13 | 0 |
| Fuller, Johnny | 2 | 57 | 28.5 | 57 | 0 |
| Simpson, Mike | 1 | 15 | 15.0 | 15 | 0 |
| Vanderbundt, Skip | 1 | 10 | 10.0 | 10 | 0 |
| Nunley, Frank | 1 | 7 | 7.0 | 7 | 0 |
| 49ERS | 14 | 186 | 13.3 | 57 | 0 |
| OPPONENTS | 24 | 385 | 16.0 | 39 | 1 |

| KICKOFF RETURNS | No | Yds | Avg | LG | TD |
|------------------|-----------|-------------|-------------|-----------|----------|
| Washington, Vic | 33 | 858 | 26.0 | 74 | 0 |
| Cunningham, Doug | 6 | 121 | 20.2 | 27 | 0 |
| Windsor, Bob | 4 | 66 | 16.5 | 25 | 0 |
| Kwalick, Ted | 2 | 9 | 4.5 | 5 | 0 |
| Beard, Ed | 1 | 21 | 21.0 | 21 | 0 |
| 49ERS | 85 | 1653 | 19.5 | 74 | 1 |
| OPPONENTS | 61 | 1467 | 24.1 | 65 | 0 |

| PUNT RETURNS | No | FC | Yds | Avg | LG | TD |
|-------------------|-----------|-----------|------------|------------|-----------|----------|
| Taylor, Bruce | 34 | 10 | 235 | 6.9 | 38 | 0 |
| Fuller, Johnny | 3 | 2 | 31 | 10.3 | 13 | 0 |
| Riley, Preston | 1 | 0 | 2 | 2.0 | 2 | 0 |
| Vanderbundt, Skip | 1 | 0 | 0 | 0.0 | 0 | 0 |
| 49ERS | 39 | 12 | 268 | 6.9 | 38 | 0 |
| OPPONENTS | 19 | 17 | 44 | 2.3 | 10 | 0 |

| PUNTING | No | Yds | Avg | LG | Blk |
|------------------|-----------|-------------|-------------|-----------|----------|
| McCann, Jim | 49 | 1897 | 38.7 | 54 | 1 |
| Spurrier, Steve | 2 | 77 | 38.5 | 40 | 0 |
| 49ERS | 51 | 1974 | 38.7 | 54 | 1 |
| OPPONENTS | 73 | 2898 | 39.7 | 60 | 0 |

| PASSING | Att | Comp | Pct | Yds | LG | TD | Int | QB |
|------------------|------------|------------|-------------|-------------|------------|-----------|-----------|-------------|
| Brodie, John | 387 | 208 | 53.8 | 2642 | 71t | 18 | 24 | 65.0 |
| Spurrier, Steve | 4 | 1 | 25.0 | 46 | 46 | 0 | 0 | 75.0 |
| 49ERS | 391 | 209 | 53.5 | 2688 | 71t | 18 | 24 | 65.0 |
| OPPONENTS | 341 | 152 | 44.6 | 2309 | 61t | 17 | 14 | 67.0 |



1972 (8-5-1/8-6-1)

NFC West Champions

Dick Nolan, Coach

| | | | |
|------------|----|--|------------|
| W | 34 | San Diego (56,906)/S-17 | 3 |
| L | 20 | at Buffalo (45,825)/S-24 | 27 |
| W | 37 | at New Orleans (69,840)/O-1 | 2 |
| L | 7 | at Los Angeles Rams (77,382)/O-8 | 31 |
| L | 17 | New York Giants (53,284)/O-15 | 23 |
| T | 20 | New Orleans (53,571)/O-22 | 20 |
| W | 49 | at Atlanta (58,850)/O-29 | 14 |
| L | 24 | at G.B. in Milwaukee (47,897)/N-5 | 34 |
| W | 24 | Baltimore (57,225)/N-12 | 21 |
| W | 34 | at Chicago (65,201)/N-19 | 21 |
| W | 31 | -at Dallas (65,214)-THU (Thanksgiving Day)/N-23 | 10 |
| L | 16 | Los Angeles Rams (60,175)-MN/D-4 | 26 |
| W | 20 | Atlanta (57,523)/D-10 | 0 |
| W | 20 | Minnesota (58,502)/D-16 | 17 |
| 353 | | | 249 |

NFC PLAYOFF - DEC. 23

(at San Francisco - Candlestick Park)

| | | | |
|---|----|-----------------|----|
| L | 28 | Dallas (59,746) | 30 |
|---|----|-----------------|----|

TEAM STATISTICS

| | 49ers | Opp |
|------------------------------|--------------|------------|
| TOTAL FIRST DOWNS | 234 | 221 |
| By Rushing | 87 | 96 |
| By Passing | 129 | 105 |
| By Penalties | 18 | 20 |
| TOTAL NET YARDS | 4351 | 4026 |
| Net Yards Rushing | 1616 | 1847 |
| Net Yards Passing | 2735 | 2179 |
| TOTAL PLAYS FROM SCRIMMAGE | 847 | 858 |
| Rushes | 445 | 446 |
| Average Gain Per Rush | 3.6 | 4.1 |
| FORWARD PASSES ATTEMPTED | 380 | 366 |
| Number Completed | 217 | 169 |
| Per Cent Completed | 57.1 | 46.2 |
| Quarterback Sacks | 22 | 46 |
| Yards Lost | 153 | 403 |
| Passes Had Intercepted | 24 | 19 |
| Avg. Net Passing per Game | 195.4 | 155.6 |
| PUNTS | 64 | 72 |
| Total Yardage of Punts | 2542 | 3123 |
| Average Length | 39.7 | 43.4 |
| KICKOFF RETURNS | 44 | 66 |
| Total Yards Returned | 1041 | 1530 |
| Average Length of Return | 23.7 | 23.2 |
| PENALTIES | 73 | 81 |
| Yards Penalized | 664 | 677 |
| FUMBLES | 30 | 40 |
| Own Fumbles Recovered | 17 | 23 |
| Opponents' Fumbles Recovered | 17 | 13 |
| FIELD GOALS | 18 | 17 |
| Field Goals Attempted | 29 | 29 |
| TOTAL POINTS SCORED | 353 | 249 |
| Touchdowns Scored | 43 | 28 |
| Touchdowns Rushing | 11 | 12 |
| Touchdowns Passing | 27 | 14 |
| Touchdowns Returns | 5 | 2 |
| Extra Points | 41 | 28 |
| Field Goals | 18 | 17 |
| Safeties | 0 | 1 |

SCORING

| | TDs | Ru | Pa | Int | Fu | KO | Pu | PAT | FG | S | Pts |
|-------------------|------------|-----------|-----------|------------|-----------|-----------|-----------|------------|-----------|----------|------------|
| Gossett, Bruce | 0 | 0 | 0 | 0 | 0 | 0 | 0 | 42/41 | 29/18 | 0 | 95 |
| Washington, Gene | 12 | 0 | 12 | 0 | 0 | 0 | 0 | 0/0 | 0/0 | 0 | 72 |
| Kwalick, Ted | 9 | 0 | 9 | 0 | 0 | 0 | 0 | 0/0 | 0/0 | 0 | 54 |
| Washington, Vic | 5 | 3 | 1 | 0 | 0 | 1 | 0 | 0/0 | 0/0 | 0 | 30 |
| Willard, Ken | 5 | 4 | 1 | 0 | 0 | 0 | 0 | 0/0 | 0/0 | 0 | 30 |
| Schreiber, Larry | 3 | 2 | 1 | 0 | 0 | 0 | 0 | 0/0 | 0/0 | 0 | 18 |
| Vanderbundt, Skip | 3 | 0 | 0 | 2 | 1 | 0 | 0 | 0/0 | 0/0 | 0 | 18 |
| Brodie, John | 1 | 1 | 0 | 0 | 0 | 0 | 0 | 0/0 | 0/0 | 0 | 6 |
| Isenbarger, John | 1 | 0 | 1 | 0 | 0 | 0 | 0 | 0/0 | 0/0 | 0 | 6 |
| Riley, Preston | 1 | 0 | 1 | 0 | 0 | 0 | 0 | 0/0 | 0/0 | 0 | 6 |

(continued)

SCORING

| | TDs | Ru | Pa | Int | Fu | KO | Pu | PAT | FG | S | Pts |
|------------------|------------|-----------|-----------|------------|-----------|-----------|-----------|--------------|--------------|----------|------------|
| Simpson, Mike | 1 | 0 | 0 | 1 | 0 | 0 | 0 | 0/0 | 0/0 | 0 | 6 |
| Thomas, Jimmy | 1 | 1 | 0 | 0 | 0 | 0 | 0 | 0/0 | 0/0 | 0 | 6 |
| Witcher, Dick | 1 | 0 | 1 | 0 | 0 | 0 | 0 | 0/0 | 0/0 | 0 | 6 |
| 49ERS | 43 | 11 | 27 | 3 | 1 | 1 | 0 | 42/41 | 29/18 | 0 | 353 |
| OPPONENTS | 28 | 12 | 14 | 1 | 1 | 0 | 0 | 28/28 | 29/17 | 1 | 249 |

RUSHING

| | Att | Yds | Avg | LG | TD |
|------------------|------------|-------------|------------|-----------|-----------|
| Washington, Vic | 141 | 468 | 3.3 | 33 | 3 |
| Schreiber, Larry | 118 | 420 | 3.6 | 20 | 2 |
| Willard, Ken | 100 | 345 | 3.5 | 23 | 4 |
| Thomas, Jimmy | 52 | 250 | 4.8 | 22 | 1 |
| Spurrier, Steve | 11 | 51 | 4.6 | 15 | 0 |
| Cunningham, Doug | 8 | 32 | 4.0 | 12 | 0 |
| Reed, Joe | 4 | 22 | 5.5 | 22 | 0 |
| Kwalick, Ted | 5 | 11 | 2.2 | 10 | 0 |
| Isenbarger, John | 3 | 9 | 3.0 | 7 | 0 |
| Brodie, John | 3 | 8 | 2.7 | 4 | 1 |
| 49ERS | 445 | 1616 | 3.6 | 33 | 11 |
| OPPONENTS | 446 | 1847 | 4.1 | 68 | 12 |

RECEIVING

| | No | Yds | Avg | LG | TD |
|------------------|------------|-------------|-------------|------------|-----------|
| Washington, Gene | 46 | 918 | 20.0 | 62t | 12 |
| Washington, Vic | 43 | 393 | 9.1 | 33 | 1 |
| Kwalick, Ted | 40 | 751 | 18.8 | 81t | 9 |
| Schreiber, Larry | 31 | 283 | 9.1 | 64t | 1 |
| Willard, Ken | 24 | 131 | 5.5 | 15 | 1 |
| Thomas, Jimmy | 15 | 148 | 9.9 | 29 | 0 |
| Riley, Preston | 11 | 156 | 14.2 | 28t | 1 |
| Isenbarger, John | 3 | 66 | 22.0 | 33 | 1 |
| Witcher, Dick | 3 | 22 | 7.3 | 17 | 1 |
| Beasley, Terry | 1 | 20 | 20.0 | 20 | 0 |
| 49ERS | 217 | 2888 | 13.3 | 81t | 27 |
| OPPONENTS | 169 | 2582 | 15.3 | 85t | 14 |

INTERCEPTIONS

| | No | Yds | Avg | LG | TD |
|-------------------|-----------|------------|-------------|------------|-----------|
| Johnson, Jimmy | 4 | 18 | 4.5 | 15 | 0 |
| Wilcox, Dave | 3 | 12 | 4.0 | 9 | 0 |
| Vanderbundt, Skip | 2 | 58 | 29.0 | 37t | 2 |
| Simpson, Mike | 2 | 32 | 16.0 | 32t | 1 |
| Taylor, Bruce | 2 | 4 | 2.0 | 2 | 0 |
| Nunley, Frank | 1 | 12 | 12.0 | 12 | 0 |
| Beard, Ed | 1 | 10 | 10.0 | 10 | 0 |
| Fuller, Johnny | 1 | 0 | 0.0 | 0 | 0 |
| Hall, Windlan | 1 | 0 | 0.0 | 0 | 0 |
| Hart, Tommy | 1 | 0 | 0.0 | 0 | 0 |
| Phillips, Mel | 1 | 0 | 0.0 | 0 | 0 |
| 49ERS | 19 | 146 | 7.7 | 37t | 3 |
| OPPONENTS | 24 | 240 | 10.0 | 35t | 1 |

KICKOFF RETURNS

| | No | Yds | Avg | LG | TD |
|------------------|-----------|-------------|-------------|------------|-----------|
| Washington, Vic | 27 | 771 | 28.6 | 98t | 1 |
| McGill, Ralph | 10 | 192 | 19.2 | 30 | 0 |
| Schreiber, Larry | 2 | 41 | 20.5 | 25 | 0 |
| Hoskins, Bob | 2 | 17 | 8.5 | 17 | 0 |
| Beard, Ed | 2 | -1 | -0.5 | 1 | 0 |
| Nunley, Frank | 1 | 21 | 21.0 | 21 | 0 |
| 49ERS | 44 | 1041 | 23.7 | 98t | 1 |
| OPPONENTS | 66 | 1530 | 23.2 | 75 | 0 |

PUNT RETURNS

| | No | FC | Yds | Avg | LG | TD |
|------------------|-----------|-----------|------------|------------|-----------|-----------|
| McGill, Ralph | 22 | 0 | 219 | 10.0 | 33 | 0 |
| Taylor, Bruce | 21 | 8 | 145 | 6.9 | 41 | 0 |
| Fuller, Johnny | 1 | 1 | 9 | 9.0 | 9 | 0 |
| 49ERS | 44 | 9 | 373 | 8.5 | 41 | 0 |
| OPPONENTS | 20 | 29 | 70 | 3.5 | 34 | 0 |

PUNTING

| | No | Yds | Avg | LG | Blk |
|------------------|-----------|-------------|-------------|-----------|------------|
| McCann, Jim | 64 | 2542 | 39.7 | 63 | 1 |
| 49ERS | 64 | 2542 | 39.7 | 63 | 1 |
| OPPONENTS | 72 | 3123 | 43.4 | 65 | 0 |

PASSING

| | Att | Comp | Pct | Yds | LG | TD | Int | QB |
|------------------|------------|-------------|-------------|-------------|------------|-----------|------------|-------------|
| Spurrier, Steve | 269 | 147 | 54.7 | 1983 | 81t | 18 | 16 | 75.9 |
| Brodie, John | 110 | 70 | 63.6 | 905 | 53 | 9 | 8 | 86.4 |
| Isenbarger, John | 1 | 0 | 0.0 | 0 | 0 | 0 | 0 | 39.6 |
| 49ERS | 380 | 217 | 57.1 | 2888 | 81t | 27 | 24 | 78.7 |
| OPPONENTS | 366 | 169 | 46.2 | 2582 | 85t | 14 | 19 | 61.1 |



1973 (5-9)

Dick Nolan, Coach

| | | | |
|------------|----|-----------------------------------|------------|
| L | 13 | at Miami (68,275)/S-16 | 21 |
| W | 36 | at Denver (50,966)/S-23 | 34 |
| L | 20 | Los Angeles Rams (57,487)/S-30 | 40 |
| W | 13 | at Atlanta (58,850)/O-7 | 9 |
| L | 13 | Minnesota (56,438)/O-14 | 17 |
| W | 40 | New Orleans (52,881)/O-21 | 0 |
| L | 3 | Atlanta (56,825)/O-28 | 17 |
| L | 20 | at Detroit (49,531)/N-4 | 30 |
| L | 9 | at Washington (54,381)/N-11 | 33 |
| L | 13 | at Los Angeles Rams (78,358)/N-18 | 31 |
| W | 20 | Green Bay (49,244)-MN/N-26 | 6 |
| W | 38 | Philadelphia (51,155)/D-2 | 28 |
| L | 10 | at New Orleans (62,490)/D-9 | 16 |
| L | 14 | Pittsburgh (52,752)/D-15 | 37 |
| 262 | | | 319 |

| TEAM STATISTICS | 49ers | Opp |
|------------------------------|-------|-------|
| TOTAL FIRST DOWNS | 251 | 242 |
| By Rushing | 97 | 112 |
| By Passing | 127 | 115 |
| By Penalties | 27 | 15 |
| TOTAL NET YARDS | 4224 | 4329 |
| Net Yards Rushing | 1743 | 1963 |
| Net Yards Passing | 2481 | 2366 |
| TOTAL PLAYS FROM SCRIMMAGE | 915 | 928 |
| Rushes | 422 | 513 |
| Average Gain Per Rush | 4.1 | 3.8 |
| FORWARD PASSES ATTEMPTED | 466 | 383 |
| Number Completed | 233 | 194 |
| Per Cent Completed | 50.0 | 50.7 |
| Quarterback Sacks | 27 | 32 |
| Yards Lost | 164 | 225 |
| Passes Had Intercepted | 25 | 17 |
| Avg. Net Passing per Game | 177.2 | 169.0 |
| PUNTS | 79 | 72 |
| Total Yardage of Punts | 3455 | 2977 |
| Average Length | 43.7 | 41.4 |
| KICKOFF RETURNS | 63 | 52 |
| Total Yards Returned | 1301 | 1151 |
| Average Length of Return | 20.7 | 22.1 |
| PENALTIES | 93 | 77 |
| Yards Penalized | 903 | 754 |
| FUMBLES | 32 | 23 |
| Own Fumbles Recovered | 18 | 8 |
| Opponents' Fumbles Recovered | 15 | 14 |
| FIELD GOALS | 26 | 31 |
| Field Goals Attempted | 33 | 45 |
| TOTAL POINTS SCORED | 262 | 319 |
| Touchdowns Scored | 26 | 32 |
| Touchdowns Rushing | 15 | 11 |
| Touchdowns Passing | 9 | 19 |
| Touchdowns Returns | 2 | 2 |
| Extra Points | 26 | 32 |
| Field Goals | 26 | 31 |
| Safeties | 1 | 1 |

| SCORING | TDs | Ru | Pa | Int | Fu | KO | Pu | PAT | FG | S | Pts |
|------------------|-----------|-----------|-----------|----------|----------|----------|----------|--------------|--------------|----------|------------|
| Gossett, Bruce | 0 | 0 | 0 | 0 | 0 | 0 | 0 | 26/26 | 33/26 | 0 | 104 |
| Washington, Vic | 8 | 8 | 0 | 0 | 0 | 0 | 0 | 0/0 | 0/0 | 0 | 48 |
| Kwalick, Ted | 5 | 0 | 5 | 0 | 0 | 0 | 0 | 0/0 | 0/0 | 0 | 30 |
| Hall, Windlan | 2 | 0 | 0 | 0 | 1 | 0 | 1* | 0/0 | 0/0 | 0 | 12 |
| Spurrier, Steve | 2 | 2 | 0 | 0 | 0 | 0 | 0 | 0/0 | 0/0 | 0 | 12 |
| Washington, Gene | 2 | 0 | 2 | 0 | 0 | 0 | 0 | 0/0 | 0/0 | 0 | 12 |
| Willard, Ken | 2 | 1 | 1 | 0 | 0 | 0 | 0 | 0/0 | 0/0 | 0 | 12 |
| Abramowicz, Dan | 1 | 0 | 1 | 0 | 0 | 0 | 0 | 0/0 | 0/0 | 0 | 6 |
| Atkins, David | 1 | 1 | 0 | 0 | 0 | 0 | 0 | 0/0 | 0/0 | 0 | 6 |
| Brodie, John | 1 | 1 | 0 | 0 | 0 | 0 | 0 | 0/0 | 0/0 | 0 | 6 |
| Cunningham, Doug | 1 | 1 | 0 | 0 | 0 | 0 | 0 | 0/0 | 0/0 | 0 | 6 |
| Thomas, Jimmy | 1 | 1 | 0 | 0 | 0 | 0 | 0 | 0/0 | 0/0 | 0 | 6 |
| Hardman, Cedrick | 0 | 0 | 0 | 0 | 0 | 0 | 0 | 0/0 | 0/0 | 1 | 2 |
| 49ERS | 26 | 15 | 9 | 0 | 1 | 0 | 0 | 26/26 | 33/26 | 1 | 262 |
| OPPONENTS | 32 | 11 | 19 | 1 | 0 | 1 | 0 | 32/32 | 45/31 | 1 | 319 |

*rcvrd blkd punt

| RUSHING | Att | Yds | Avg | LG | TD |
|------------------|------------|-------------|------------|-----------|-----------|
| Washington, Vic | 151 | 534 | 3.5 | 25 | 8 |
| Willard, Ken | 83 | 366 | 4.4 | 33 | 1 |
| Thomas, Jimmy | 56 | 259 | 4.6 | 16 | 1 |
| Cunningham, Doug | 44 | 165 | 3.8 | 12 | 1 |
| Schreiber, Larry | 42 | 163 | 3.9 | 13 | 0 |
| Reed, Joe | 15 | 85 | 7.0 | 20 | 0 |
| Wittum, Tom | 1 | 63 | 63.0 | 63 | 0 |
| Kwalick, Ted | 5 | 37 | 7.4 | 20 | 0 |
| Spurrier, Steve | 9 | 32 | 3.6 | 12 | 2 |
| Atkins, Dave | 4 | 19 | 4.8 | 8 | 1 |
| Brodie, John | 5 | 16 | 3.2 | 14 | 1 |
| Jackson, Randy | 6 | 10 | 1.7 | 5 | 0 |
| Isenbarger, John | 1 | -6 | -6.0 | -6 | 0 |
| 49ERS | 422 | 1743 | 4.1 | 63 | 15 |
| OPPONENTS | 513 | 1963 | 3.8 | 37 | 11 |

| RECEIVING | No | Yds | Avg | LG | TD |
|------------------|------------|-------------|-------------|------------|-----------|
| Kwalick, Ted | 47 | 729 | 15.5 | 48 | 5 |
| Washington, Gene | 37 | 606 | 16.4 | 58 | 2 |
| Abramowicz, Dan | 35 | 442 | 12.6 | 54 | 1 |
| Washington, Vic | 33 | 238 | 7.2 | 20 | 0 |
| Willard, Ken | 22 | 160 | 7.3 | 26 | 1 |
| Thomas, Jimmy | 19 | 157 | 8.3 | 66 | 0 |
| Cunningham, Doug | 15 | 118 | 7.9 | 23 | 0 |
| Schreiber, Larry | 12 | 98 | 8.2 | 31 | 0 |
| Isenbarger, John | 10 | 67 | 6.7 | 18 | 0 |
| Jackson, Randy | 1 | 20 | 20.0 | 20 | 0 |
| Witcher, Dick | 1 | 13 | 13.0 | 13 | 0 |
| Atkins, Dave | 1 | -3 | -3.0 | -3 | 0 |
| 49ERS | 233 | 2645 | 11.4 | 66 | 9 |
| OPPONENTS | 194 | 2591 | 13.4 | 57t | 19 |

| INTERCEPTIONS | No | Yds | Avg | LG | TD |
|-------------------|-----------|------------|-------------|------------|----------|
| Taylor, Bruce | 6 | 30 | 5.0 | 22 | 0 |
| Johnson, Jimmy | 4 | 46 | 11.5 | 30 | 0 |
| Wilcox, Dave | 2 | 14 | 7.0 | 10 | 0 |
| Nunley, Frank | 1 | 13 | 13.0 | 13 | 0 |
| Phillips, Mel | 1 | 13 | 13.0 | 13 | 0 |
| Sniadecki, Jim | 1 | 11 | 11.0 | 11 | 0 |
| Vanderbundt, Skip | 1 | 7 | 7.0 | 7 | 0 |
| Hall, Windlan | 1 | 0 | 0.0 | 0 | 0 |
| 49ERS | 17 | 134 | 7.9 | 30 | 0 |
| OPPONENTS | 25 | 379 | 15.2 | 71t | 1 |

| KICKOFF RETURNS | No | Yds | Avg | LG | TD |
|------------------|-----------|-------------|-------------|------------|----------|
| Washington, Vic | 24 | 549 | 22.9 | 38 | 0 |
| McGill, Ralph | 17 | 374 | 22.0 | 43 | 0 |
| Cunningham, Doug | 8 | 173 | 21.6 | 35 | 0 |
| Thomas, Jimmy | 5 | 81 | 16.2 | 23 | 0 |
| Atkins, Dave | 3 | 93 | 31.0 | 54 | 0 |
| Olerich, Dave | 2 | 17 | 8.5 | 12 | 0 |
| Hall, Windlan | 1 | 14 | 14.0 | 14 | 0 |
| Simpson, Mike | 1 | 0 | 0.0 | 0 | 0 |
| Sniadecki, Jim | 1 | 0 | 0.0 | 0 | 0 |
| Willard, Ken | 1 | 0 | 0.0 | 0 | 0 |
| 49ERS | 63 | 1301 | 20.7 | 54 | 0 |
| OPPONENTS | 52 | 1151 | 22.1 | 93t | 1 |

| PUNT RETURNS | No | FC | Yds | Avg | LG | TD |
|------------------|-----------|-----------|------------|-------------|-----------|----------|
| Taylor, Bruce | 15 | 6 | 207 | 13.8 | 61 | 0 |
| McGill, Ralph | 22 | 1 | 186 | 8.5 | 54 | 0 |
| Simpson, Mike | 0 | 4 | 0 | 0.0 | 0 | 0 |
| 49ERS | 37 | 11 | 393 | 10.6 | 61 | 0 |
| OPPONENTS | 46 | 7 | 367 | 8.0 | 43 | 0 |

| PUNTING | No | Yds | Avg | LG | Bik |
|------------------|-----------|-------------|-------------|-----------|----------|
| Wittum, Tom | 79 | 3455 | 43.7 | 62 | 0 |
| 49ERS | 79 | 3455 | 43.7 | 62 | 0 |
| OPPONENTS | 72 | 2977 | 41.4 | 66 | 1 |

| PASSING | Att | Comp | Pct | Yds | LG | TD | Int | QB |
|------------------|------------|------------|-------------|-------------|------------|-----------|-----------|-------------|
| Spurrier, Steve | 157 | 83 | 52.9 | 882 | 58 | 4 | 7 | 59.5 |
| Brodie, John | 194 | 98 | 50.5 | 1126 | 66 | 3 | 12 | 47.7 |
| Reed, Joe | 114 | 51 | 44.7 | 589 | 38 | 2 | 6 | 43.0 |
| Isenbarger, John | 1 | 1 | 100.0 | 48 | 48 | 0 | 0 | 118.8 |
| 49ERS | 466 | 233 | 50.0 | 2645 | 66 | 9 | 25 | 51.5 |
| OPPONENTS | 383 | 194 | 50.7 | 2591 | 57t | 19 | 17 | 70.5 |



1974 (6-8)

Dick Nolan, Coach

| | | | |
|------------|----|-----------------------------------|------------|
| W | 17 | at New Orleans (65,071)/S-15 | 13 |
| W | 16 | at Atlanta (47,686)/S-22 | 10 |
| L | 3 | Cincinnati (49,895)/S-29 | 21 |
| L | 9 | St. Louis (47,675)/O-6 | 34 |
| L | 13 | at Detroit (45,199)-MN/O-14 | 17 |
| L | 14 | at Los Angeles Rams (74,070)/O-20 | 37 |
| L | 24 | Oakland Raiders (58,524)/O-27 | 35 |
| L | 13 | Los Angeles Rams (57,526)-MN/N-4 | 15 |
| L | 14 | at Dallas (50,018)/N-10 | 20 |
| W | 34 | at Chicago (42,731)/N-17 | 0 |
| W | 27 | Atlanta (45,435)/N-24 | 0 |
| L | 0 | at Cleveland (24,559)/D-1 | 7 |
| W | 7 | Green Bay (45,475)/D-8 | 6 |
| W | 35 | New Orleans (40,418)/D-15 | 21 |
| 226 | | | 236 |

TEAM STATISTICS

| | 49ers | Opp |
|------------------------------|--------------|------------|
| TOTAL FIRST DOWNS | 227 | 232 |
| By Rushing | 101 | 113 |
| By Passing | 104 | 101 |
| By Penalties | 22 | 18 |
| TOTAL NET YARDS | 3988 | 3964 |
| Net Yards Rushing | 1981 | 2033 |
| Net Yards Passing | 2007 | 1931 |
| TOTAL PLAYS FROM SCRIMMAGE | 873 | 870 |
| Rushes | 477 | 503 |
| Average Gain Per Rush | 4.2 | 4.0 |
| FORWARD PASSES ATTEMPTED | 361 | 339 |
| Number Completed | 170 | 178 |
| Per Cent Completed | 47.1 | 52.5 |
| Quarterback Sacks | 34 | 28 |
| Yards Lost | 267 | 247 |
| Passes Had Intercepted | 28 | 20 |
| Avg. Net Passing per Game | 143.4 | 137.9 |
| PUNTS | 70 | 74 |
| Total Yardage of Punts | 2856 | 2922 |
| Average Length | 40.8 | 39.5 |
| KICKOFF RETURNS | 51 | 51 |
| Total Yards Returned | 1144 | 1099 |
| Average Length of Return | 22.4 | 21.6 |
| PENALTIES | 63 | 85 |
| Yards Penalized | 606 | 830 |
| FUMBLES | 31 | 38 |
| Own Fumbles Recovered | 17 | 18 |
| Opponents' Fumbles Recovered | 20 | 14 |
| FIELD GOALS | 11 | 12 |
| Field Goals Attempted | 24 | 19 |
| TOTAL POINTS SCORED | 226 | 236 |
| Touchdowns Scored | 28 | 29 |
| Touchdowns Rushing | 10 | 13 |
| Touchdowns Passing | 15 | 14 |
| Touchdowns Returns | 3 | 2 |
| Extra Points | 25 | 26 |
| Field Goals | 11 | 12 |
| Safeties | 0 | 0 |

SCORING

| | TDs | Ru | Pa | Int | Fu | KO | Pu | PAT | FG | S | Pts |
|------------------|------------|-----------|-----------|------------|-----------|-----------|-----------|--------------|--------------|----------|------------|
| Gossett, Bruce | 0 | 0 | 0 | 0 | 0 | 0 | 0 | 27/25 | 24/11 | 0 | 58 |
| Washington, Gene | 6 | 0 | 6 | 0 | 0 | 0 | 0 | 0/0 | 0/0 | 0 | 36 |
| Schreiber, Larry | 4 | 3 | 1 | 0 | 0 | 0 | 0 | 0/0 | 0/0 | 0 | 24 |
| Beasley, Terry | 3 | 0 | 3 | 0 | 0 | 0 | 0 | 0/0 | 0/0 | 0 | 18 |
| Williams, Delvin | 3 | 3 | 0 | 0 | 0 | 0 | 0 | 0/0 | 0/0 | 0 | 18 |
| Jackson, Wilbur | 2 | 0 | 2 | 0 | 0 | 0 | 0 | 0/0 | 0/0 | 0 | 12 |
| Johnson, Sammy | 2 | 2 | 0 | 0 | 0 | 0 | 0 | 0/0 | 0/0 | 0 | 12 |
| Kwalick, Ted | 2 | 0 | 2 | 0 | 0 | 0 | 0 | 0/0 | 0/0 | 0 | 12 |
| Moore, Manfred | 2 | 1 | 0 | 0 | 0 | 0 | 1 | 0/0 | 0/0 | 0 | 12 |
| Abramowicz, Dan | 1 | 0 | 1 | 0 | 0 | 0 | 0 | 0/0 | 0/0 | 0 | 6 |
| Belk, Bill | 1 | 0 | 0 | 0 | 1 | 0 | 0 | 0/0 | 0/0 | 0 | 6 |
| Owen, Tom | 1 | 1 | 0 | 0 | 0 | 0 | 0 | 0/0 | 0/0 | 0 | 6 |
| Wilcox, Dave | 1 | 0 | 0 | 1 | 0 | 0 | 0 | 0/0 | 0/0 | 0 | 6 |
| 49ERS | 28 | 10 | 15 | 1 | 1 | 0 | 1 | 27/25 | 24/11 | 0 | 226 |
| OPPONENTS | 29 | 13 | 14 | 1 | 1 | 0 | 0 | 29/26 | 19/12 | 0 | 236 |

| RUSHING | Att | Yds | Avg | LG | TD |
|------------------|------------|-------------|------------|------------|-----------|
| Jackson, Wilbur | 174 | 705 | 4.1 | 64 | 0 |
| Schreiber, Larry | 174 | 634 | 3.6 | 21 | 3 |
| Johnson, Sammy | 44 | 237 | 5.4 | 32 | 2 |
| Williams, Delvin | 36 | 201 | 5.6 | 71t | 3 |
| Reed, Joe | 16 | 107 | 6.7 | 27 | 0 |
| Owen, Tom | 16 | 36 | 2.3 | 7 | 1 |
| Snead, Norm | 1 | 25 | 25.0 | 25 | 0 |
| Moore, Manfred | 10 | 24 | 2.4 | 8 | 1 |
| Wittum, Tom | 1 | 13 | 13.0 | 13 | 0 |
| Washington, Gene | 2 | 4 | 2.0 | 7 | 0 |
| Morrison, Dennis | 1 | 0 | 0.0 | 0 | 0 |
| Mitchell, Tom | 1 | -2 | -2.0 | -2 | 0 |
| Beasley, Terry | 1 | -3 | -3.0 | -3 | 0 |
| 49ERS | 477 | 1981 | 4.2 | 71t | 10 |
| OPPONENTS | 503 | 2033 | 4.0 | 33 | 13 |

| RECEIVING | No | Yds | Avg | LG | TD |
|------------------|------------|-------------|-------------|------------|-----------|
| Schreiber, Larry | 30 | 217 | 7.2 | 16 | 1 |
| Washington, Gene | 29 | 615 | 21.2 | 58t | 6 |
| Abramowicz, Dan | 25 | 369 | 14.8 | 30 | 1 |
| Jackson, Wilbur | 23 | 190 | 8.3 | 31 | 2 |
| Mitchell, Tom | 19 | 262 | 13.8 | 25 | 0 |
| Beasley, Terry | 17 | 253 | 14.9 | 68t | 3 |
| Kwalick, Ted | 13 | 231 | 17.8 | 36 | 2 |
| Johnson, Sammy | 11 | 106 | 9.6 | 23 | 0 |
| Moore, Manfred | 2 | 29 | 14.5 | 26 | 0 |
| Williams, Delvin | 1 | 9 | 9.0 | 9 | 0 |
| 49ERS | 170 | 2281 | 13.4 | 68t | 15 |
| OPPONENTS | 178 | 2178 | 12.2 | 64t | 14 |

| INTERCEPTIONS | No | Yds | Avg | LG | TD |
|----------------------|-----------|------------|-------------|-----------|-----------|
| McGill, Ralph | 5 | 71 | 14.2 | 45 | 0 |
| Nunley, Frank | 4 | 30 | 7.5 | 20 | 0 |
| Johnson, Jimmy | 3 | 50 | 16.7 | 37 | 0 |
| Holmes, Mike | 3 | 26 | 8.7 | 14 | 0 |
| Vanderbundt, Skip | 2 | 22 | 11.0 | 18 | 0 |
| Phillips, Mel | 1 | 27 | 27.0 | 27 | 0 |
| Wilcox, Dave | 1 | 21 | 21.0 | 21t | 1 |
| Taylor, Bruce | 1 | 0 | 0.0 | 0 | 0 |
| 49ERS | 20 | 247 | 12.4 | 45 | 1 |
| OPPONENTS | 28 | 409 | 14.6 | 55 | 1 |

| KICKOFF RETURNS | No | Yds | Avg | LG | TD |
|------------------------|-----------|-------------|-------------|-----------|-----------|
| Holmes, Mike | 25 | 612 | 24.5 | 57 | 0 |
| Moore, Manfred | 18 | 398 | 22.1 | 51 | 0 |
| Jackson, Wilbur | 5 | 103 | 20.6 | 30 | 0 |
| Johnson, Sammy | 2 | 31 | 15.5 | 17 | 0 |
| West, Robert | 1 | 0 | 0.0 | 0 | 0 |
| 49ERS | 51 | 1144 | 22.4 | 57 | 0 |
| OPPONENTS | 51 | 1099 | 21.6 | 59 | 0 |

| PUNT RETURNS | No | FC | Yds | Avg | LG | TD |
|---------------------|-----------|-----------|------------|-------------|------------|-----------|
| McGill, Ralph | 20 | 3 | 166 | 8.3 | 47 | 0 |
| Moore, Manfred | 5 | 0 | 149 | 29.8 | 88t | 1 |
| Holmes, Mike | 9 | 0 | 45 | 5.0 | 22 | 0 |
| Taylor, Bruce | 10 | 2 | 38 | 3.8 | 21 | 0 |
| 49ERS | 44 | 5 | 398 | 9.1 | 88t | 1 |
| OPPONENTS | 46 | 2 | 491 | 10.7 | 45 | 0 |

| PUNTING | No | Yds | Avg | LG | Bk |
|------------------|-----------|-------------|-------------|-----------|-----------|
| Wittum, Tom | 68 | 2800 | 41.2 | 67 | 1 |
| Gossett, Bruce | 2 | 56 | 28.0 | 31 | 0 |
| 49ERS | 70 | 2856 | 40.8 | 67 | 1 |
| OPPONENTS | 74 | 2922 | 39.5 | 61 | 0 |

| PASSING | Att | Comp | Pct | Yds | LG | TD | Int | QB |
|------------------|------------|-------------|-------------|-------------|------------|-----------|------------|-------------|
| Owen, Tom | 184 | 88 | 47.8 | 1327 | 68t | 10 | 15 | 56.1 |
| Morrison, Dennis | 51 | 21 | 41.2 | 227 | 26 | 1 | 5 | 21.9 |
| Reed, Joe | 74 | 29 | 39.2 | 316 | 58t | 2 | 7 | 22.1 |
| Snead, Norm | 48 | 30 | 62.5 | 368 | 39t | 2 | 1 | 91.3 |
| Abramowicz, Dan | 1 | 1 | 100.0 | 41 | 41 | 0 | 0 | 118.8 |
| Spurrier, Steve | 3 | 1 | 33.3 | 2 | 2 | 0 | 0 | 42.4 |
| 49ERS | 361 | 170 | 47.1 | 2281 | 68t | 15 | 28 | 49.2 |
| OPPONENTS | 339 | 178 | 52.5 | 2178 | 64t | 14 | 20 | 61.8 |



1975 (5-9)

Dick Nolan, Coach

| | | | |
|------------|----|----------------------------------|------------|
| L | 17 | at Minnesota (48,418)/S-21 | 27 |
| L | 14 | Los Angeles Rams (55,072)/S-28 | 23 |
| W | 20 | at Kansas City (54,490)/O-5 | 3 |
| L | 3 | Atlanta (43,719)/O-12 | 17 |
| W | 35 | New Orleans (39,654)/O-19 | 21 |
| L | 16 | at New England (60,358)/O-26 | 24 |
| L | 17 | Detroit (42,683)/N-2 | 28 |
| W | 24 | at Los Angeles Rams (78,995)/N-9 | 23 |
| W | 31 | Chicago (41,319)/N-16 | 3 |
| W | 16 | at New Orleans (40,328)/N-23 | 6 |
| L | 17 | at Philadelphia (56,694)/N-30 | 27 |
| L | 13 | Houston (43,767)/D-7 | 27 |
| L | 9 | at Atlanta (38,501)/D-14 | 31 |
| L | 23 | New York Giants (33,939)/D-21 | 26 |
| 255 | | | 286 |

TEAM STATISTICS

| | 49ers | Opp |
|------------------------------|--------------|------------|
| TOTAL FIRST DOWNS | 240 | 253 |
| By Rushing | 86 | 102 |
| By Passing | 133 | 130 |
| By Penalties | 21 | 21 |
| TOTAL NET YARDS | 4158 | 4026 |
| Net Yards Rushing | 1598 | 1829 |
| Net Yards Passing | 2560 | 2197 |
| TOTAL PLAYS FROM SCRIMMAGE | 905 | 969 |
| Rushes | 422 | 518 |
| Average Gain Per Rush | 3.8 | 3.5 |
| FORWARD PASSES ATTEMPTED | 450 | 411 |
| Number Completed | 234 | 228 |
| Per Cent Completed | 52.0 | 55.5 |
| Quarterback Sacks | 33 | 40 |
| Yards Lost | 246 | 324 |
| Passes Had Intercepted | 19 | 11 |
| Avg. Net Passing per Game | 114.1 | 156.9 |
| PUNTS | 67 | 84 |
| Total Yardage of Punts | 2804 | 3536 |
| Average Length | 41.9 | 42.1 |
| KICKOFF RETURNS | 60 | 48 |
| Total Yards Returned | 1372 | 1061 |
| Average Length of Return | 22.9 | 22.1 |
| PENALTIES | 89 | 86 |
| Yards Penalized | 693 | 702 |
| FUMBLES | 44 | 34 |
| Own Fumbles Recovered | 19 | 18 |
| Opponents' Fumbles Recovered | 16 | 25 |
| FIELD GOALS | 14 | 17 |
| Field Goals Attempted | 28 | 22 |
| TOTAL POINTS SCORED | 255 | 286 |
| Touchdowns Scored | 31 | 34 |
| Touchdowns Rushing | 12 | 14 |
| Touchdowns Passing | 15 | 15 |
| Touchdowns Returns | 4 | 5 |
| Extra Points | 27 | 31 |
| Field Goals | 14 | 17 |
| Safeties | 0 | 0 |

SCORING

| | TDs | Ru | Pa | Int | Fu | KO | Pu | PAT | FG | S | Pts |
|--------------------------|------------|-----------|-----------|------------|-----------|-----------|-----------|--------------|--------------|----------|------------|
| <i>Mike-Mayer, Steve</i> | 0 | 0 | 0 | 0 | 0 | 0 | 0 | 31/27 | 28/14 | 0 | 69 |
| Washington, Gene | 9 | 0 | 9 | 0 | 0 | 0 | 0 | 0/0 | 0/0 | 0 | 54 |
| Schreiber, Larry | 6 | 5 | 1 | 0 | 0 | 0 | 0 | 0/0 | 0/0 | 0 | 36 |
| Williams, Delvin | 4 | 3 | 1 | 0 | 0 | 0 | 0 | 0/0 | 0/0 | 0 | 24 |
| Johnson, Sammy | 3 | 3 | 0 | 0 | 0 | 0 | 0 | 0/0 | 0/0 | 0 | 18 |
| Mitchell, Tom | 3 | 0 | 3 | 0 | 0 | 0 | 0 | 0/0 | 0/0 | 0 | 18 |
| Allen, Nate | 1 | 0 | 0 | 1 | 0 | 0 | 0 | 0/0 | 0/0 | 0 | 6 |
| Hart, Tommy | 1 | 0 | 0 | 0 | 1 | 0 | 0 | 0/0 | 0/0 | 0 | 6 |
| Holmes, Mike | 1 | 0 | 1 | 0 | 0 | 0 | 0 | 0/0 | 0/0 | 0 | 6 |
| McGill, Ralph | 1 | 0 | 0 | 0 | 1 | 0 | 0 | 0/0 | 0/0 | 0 | 6 |
| Snead, Norm | 1 | 1 | 0 | 0 | 0 | 0 | 0 | 0/0 | 0/0 | 0 | 6 |
| Washington, Dave* | 1 | 0 | 0 | 0 | 0 | 0 | 1 | 0/0 | 0/0 | 0 | 6 |
| 49ERS | 31 | 12 | 15 | 1 | 2 | 0 | 1 | 31/27 | 28/14 | 0 | 255 |
| OPPONENTS | 34 | 14 | 15 | 0 | 4 | 0 | 1 | 34/31 | 22/17 | 0 | 286 |

*ret. bkld punt

| | Att | Yds | Avg | LG | TD |
|------------------------|------------|-------------|------------|------------|-----------|
| RUSHING | | | | | |
| Williams, Delvin | 117 | 631 | 5.4 | 52 | 3 |
| Schreiber, Larry | 134 | 337 | 2.5 | 15 | 5 |
| Jackson, Wilbur | 78 | 303 | 3.9 | 44 | 0 |
| Johnson, Sammy | 55 | 185 | 3.4 | 26t | 3 |
| Spurrier, Steve | 15 | 91 | 6.7 | 14 | 0 |
| Snead, Norm | 9 | 30 | 3.3 | 10 | 1 |
| <i>Johnson, Kermit</i> | 4 | 25 | 6.3 | 19 | 0 |
| Moore, Manfred | 3 | 10 | 3.3 | 4 | 0 |
| Beasley, Terry | 1 | 5 | 5.0 | 5 | 0 |
| Owen, Tom | 1 | 1 | 1.0 | 1 | 0 |
| Hayes, Bob | 2 | -2 | -1.0 | -1 | 0 |
| Holmes, Mike | 1 | -4 | -4.0 | -4 | 0 |
| Washington, Gene | 1 | -4 | -4.0 | -4 | 0 |
| Wittum, Tom | 1 | -10 | -10.0 | -10 | 0 |
| 49ERS | 422 | 1598 | 3.8 | 52 | 12 |
| OPPONENTS | 518 | 1829 | 3.5 | 26t | 14 |

| | No | Yds | Avg | LG | TD |
|---------------------|------------|-------------|-------------|------------|-----------|
| RECEIVING | | | | | |
| Washington, Gene | 44 | 735 | 16.7 | 68t | 9 |
| Schreiber, Larry | 40 | 289 | 7.2 | 20 | 1 |
| Williams, Delvin | 34 | 370 | 10.9 | 30 | 1 |
| Mitchell, Tom | 25 | 366 | 14.6 | 60t | 3 |
| Johnson, Sammy | 23 | 177 | 7.7 | 20 | 0 |
| Beasley, Terry | 20 | 297 | 14.9 | 28 | 0 |
| Jackson, Wilbur | 17 | 128 | 7.5 | 20 | 0 |
| Holmes, Mike | 16 | 220 | 13.8 | 25 | 1 |
| Hayes, Bob | 6 | 119 | 19.8 | 36 | 0 |
| <i>Larson, Bill</i> | 5 | 64 | 12.8 | 24 | 0 |
| Wittum, Tom | 2 | 29 | 14.5 | 18 | 0 |
| Moore, Manfred | 1 | 11 | 11.0 | 11 | 0 |
| Fahnhorst, Keith | 1 | 1 | 1.0 | 1 | 0 |
| 49ERS | 234 | 2806 | 12.0 | 68t | 15 |
| OPPONENTS | 228 | 2521 | 11.1 | 65t | 15 |

| | No | Yds | Avg | LG | TD |
|----------------------|-----------|------------|-------------|------------|-----------|
| INTERCEPTIONS | | | | | |
| Taylor, Bruce | 3 | 29 | 9.7 | 15 | 0 |
| Vanderbundt, Skip | 2 | 36 | 18.0 | 21 | 0 |
| Johnson, Jimmy | 2 | 0 | 0.0 | 0 | 0 |
| Allen, Nate | 1 | 37 | 37.0 | 37t | 1 |
| McGill, Ralph | 1 | 27 | 27.0 | 27 | 0 |
| Nunley, Frank | 1 | 6 | 6.0 | 6 | 0 |
| Phillips, Mel | 1 | 3 | 3.0 | 3 | 0 |
| 49ERS | 11 | 138 | 12.6 | 37t | 1 |
| OPPONENTS | 19 | 212 | 11.2 | 74 | 0 |

| | No | Yds | Avg | LG | TD |
|------------------------|-----------|-------------|-------------|-----------|-----------|
| KICKOFF RETURNS | | | | | |
| Moore, Manfred | 26 | 650 | 25.0 | 52 | 0 |
| Johnson, Sammy | 17 | 400 | 23.5 | 41 | 0 |
| <i>Johnson, Kermit</i> | 6 | 135 | 22.5 | 27 | 0 |
| <i>Baker, Wayne</i> | 4 | 45 | 11.3 | 15 | 0 |
| Holmes, Mike | 2 | 59 | 29.5 | 44 | 0 |
| <i>Hart, Jeff</i> | 2 | 28 | 14.0 | 14 | 0 |
| Williams, Delvin | 1 | 24 | 24.0 | 24 | 0 |
| Hall, Windlan | 1 | 18 | 18.0 | 18 | 0 |
| Fahnhorst, Keith | 1 | 13 | 13.0 | 13 | 0 |
| 49ERS | 60 | 1372 | 22.9 | 52 | 0 |
| OPPONENTS | 48 | 1061 | 22.1 | 50 | 0 |

| | No | FC | Yds | Avg | LG | TD |
|---------------------|-----------|-----------|------------|-------------|-----------|-----------|
| PUNT RETURNS | | | | | | |
| Taylor, Bruce | 16 | 1 | 166 | 10.4 | 66 | 0 |
| Moore, Manfred | 16 | 0 | 160 | 10.0 | 17 | 0 |
| McGill, Ralph | 31 | 0 | 290 | 9.4 | 34 | 0 |
| 49ERS | 63 | 1 | 616 | 9.8 | 66 | 0 |
| OPPONENTS | 43 | 1 | 490 | 11.4 | 76 | 0 |

| | No | Yds | Avg | LG | Bk |
|------------------|-----------|-------------|-------------|-----------|-----------|
| PUNTING | | | | | |
| Wittum, Tom | 67 | 2804 | 41.9 | 64 | 3 |
| 49ERS | 67 | 2804 | 41.9 | 64 | 3 |
| OPPONENTS | 84 | 3536 | 42.1 | 56 | 3 |

| | Att | Comp | Pct | Yds | LG | TD | Int | QB |
|------------------|------------|-------------|-------------|-------------|------------|-----------|------------|-------------|
| PASSING | | | | | | | | |
| Snead, Norm | 189 | 108 | 57.1 | 1337 | 60t | 9 | 10 | 73.0 |
| Spurrier, Steve | 207 | 102 | 49.3 | 1151 | 68t | 5 | 7 | 60.3 |
| Owens, Tom | 51 | 24 | 47.1 | 318 | 24 | 1 | 2 | 57.5 |
| Johnson, Sammy | 2 | 0 | 0.0 | 0 | 0 | 0 | 0 | 39.6 |
| Washington, Gene | 1 | 0 | 0.0 | 0 | 0 | 0 | 0 | 39.6 |
| 49ERS | 450 | 234 | 52.0 | 2806 | 68t | 15 | 19 | 64.9 |
| OPPONENTS | 411 | 228 | 55.5 | 2521 | 63t | 15 | 11 | 74.9 |



1976 (8-6)

Monte Clark, Coach

| | | | |
|------------|----|--------------------------------------|------------|
| W | 26 | at Green Bay (54,628)/S-12 | 14 |
| L | 12 | Chicago (44,158)/S-19 | 19 |
| W | 37 | at Seattle (59,108)/S-26 | 21 |
| W | 17 | New York Jets (42,961)/O-3 | 6 |
| W | 16 | at Los Angeles Rams (84,483)-MN/O-11 | 0 |
| W | 33 | New Orleans (43,160)/O-17 | 3 |
| W | 15 | Atlanta (50,240)-SN/O-23 | 0 |
| L | 20 | at St. Louis (50,365)/O-31 | (OT) 23 |
| L | 21 | Washington (56,134)/N-7 | 24 |
| L | 16 | at Atlanta (20,058)/N-14 | 21 |
| L | 3 | Los Angeles Rams (57,909)/N-21 | 23 |
| W | 20 | Minnesota (56,775)-MN/N-29 | 16 |
| L | 7 | at San Diego (33,539)/D-5 | (OT) 13 |
| W | 27 | at New Orleans (42,536)/D-12 | 7 |
| 270 | | | 190 |

TEAM STATISTICS

| | 49ers | Opp |
|------------------------------|--------------|------------|
| TOTAL FIRST DOWNS | 242 | 218 |
| By Rushing | 131 | 94 |
| By Passing | 91 | 102 |
| By Penalties | 20 | 22 |
| TOTAL NET YARDS | 4085 | 3562 |
| Net Yards Rushing | 2447 | 1786 |
| Net Yards Passing | 1638 | 1776 |
| TOTAL PLAYS FROM SCRIMMAGE | 916 | 922 |
| Rushes | 576 | 487 |
| Average Gain Per Rush | 4.3 | 3.7 |
| FORWARD PASSES ATTEMPTED | 306 | 374 |
| Number Completed | 155 | 180 |
| Per Cent Completed | 50.7 | 48.1 |
| Quarterback Sacks | 34 | 61 |
| Yards Lost | 325 | 573 |
| Passes Had Intercepted | 21 | 9 |
| Avg. Net Passing per Game | 117.0 | 126.9 |
| PUNTS | 91 | 108 |
| Total Yardage of Punts | 3634 | 4327 |
| Average Length | 39.9 | 40.1 |
| KICKOFF RETURNS | 38 | 46 |
| Total Yards Returned | 777 | 924 |
| Average Length of Return | 20.5 | 20.1 |
| PENALTIES | 102 | 94 |
| Yards Penalized | 848 | 906 |
| FUMBLES | 30 | 37 |
| Own Fumbles Recovered | 18 | 21 |
| Opponents' Fumbles Recovered | 16 | 12 |
| FIELD GOALS | 16 | 6 |
| Field Goals Attempted | 28 | 21 |
| TOTAL POINTS SCORED | 270 | 190 |
| Touchdowns Scored | 32 | 25 |
| Touchdowns Rushing | 14 | 10 |
| Touchdowns Passing | 15 | 13 |
| Touchdowns Returns | 3 | 2 |
| Extra Points | 26 | 20 |
| Field Goals | 16 | 6 |
| Safeties | 2 | 1 |

SCORING

| | TDs | Ru | Pa | Int | Fu | KO | Pu | PAT | FG | S | Pts |
|-------------------|------------|-----------|-----------|------------|-----------|-----------|-----------|--------------|--------------|----------|------------|
| Mike-Mayer, Steve | 0 | 0 | 0 | 0 | 0 | 0 | 0 | 30/26 | 28/16 | 0 | 74 |
| Williams, Delvin | 9 | 7 | 2 | 0 | 0 | 0 | 0 | 0/0 | 0/0 | 0 | 54 |
| Washington, Gene | 6 | 0 | 6 | 0 | 0 | 0 | 0 | 0/0 | 0/0 | 0 | 36 |
| McGee, Willie | 4 | 0 | 4 | 0 | 0 | 0 | 0 | 0/0 | 0/0 | 0 | 24 |
| Bull, Scott | 2 | 2 | 0 | 0 | 0 | 0 | 0 | 0/0 | 0/0 | 0 | 12 |
| Jackson, Wilbur | 2 | 1 | 1 | 0 | 0 | 0 | 0 | 0/0 | 0/0 | 0 | 12 |
| Johnson, Sammy | 2 | 2 | 0 | 0 | 0 | 0 | 0 | 0/0 | 0/0 | 0 | 12 |
| Elam, Cleveland | 1 | 0 | 0 | 0 | 1 | 0 | 0 | 0/0 | 0/0 | 0 | 6 |
| Ferrell, Bob | 1 | 1 | 0 | 0 | 0 | 0 | 0 | 0/0 | 0/0 | 0 | 6 |
| Hofer, Paul | 1 | 0 | 1 | 0 | 0 | 0 | 0 | 0/0 | 0/0 | 0 | 6 |
| Johnson, Kermit | 1 | 1 | 0 | 0 | 0 | 0 | 0 | 0/0 | 0/0 | 0 | 6 |
| Leonard, Anthony | 1 | 0 | 0 | 0 | 0 | 0 | 1 | 0/0 | 0/0 | 0 | 6 |
| McGill, Ralph | 1 | 0 | 0 | 0 | 0 | 0 | 1 | 0/0 | 0/0 | 0 | 6 |
| Mitchell, Tom | 1 | 0 | 1 | 0 | 0 | 0 | 0 | 0/0 | 0/0 | 0 | 6 |
| Hart, Tommy | 0 | 0 | 0 | 0 | 0 | 0 | 0 | 0/0 | 0/0 | 1 | 2 |
| Team | 0 | 0 | 0 | 0 | 0 | 0 | 0 | 0/0 | 0/0 | 1 | 2 |
| 49ERS | 32 | 14 | 15 | 0 | 1 | 0 | 2 | 30/26 | 28/16 | 2 | 270 |
| OPPONENTS | 25 | 10 | 13 | 2 | 0 | 0 | 0 | 24/20 | 21/6 | 1 | 190 |

| RUSHING | Att | Yds | Avg | LG | TD |
|------------------|------------|-------------|------------|------------|-----------|
| Williams, Delvin | 248 | 1203 | 4.9 | 80t | 7 |
| Jackson, Wilbur | 200 | 792 | 4.0 | 24 | 1 |
| Johnson, Kermit | 32 | 99 | 3.1 | 16 | 1 |
| Plunkett, Jim | 19 | 95 | 5.0 | 12 | 0 |
| Hofer, Paul | 18 | 74 | 4.1 | 17 | 0 |
| Bull, Scott | 15 | 66 | 4.4 | 18 | 2 |
| Johnson, Sammy | 24 | 52 | 2.2 | 12 | 2 |
| Ferrell, Bob | 9 | 28 | 3.1 | 11 | 1 |
| Domres, Marty | 4 | 18 | 4.5 | 8 | 0 |
| Lash, Jim | 3 | 5 | 1.7 | 8 | 0 |
| McGee, Willie | 3 | 12 | 4.0 | 19 | 0 |
| Washington, Gene | 1 | 3 | 3.0 | 3 | 0 |
| 49ERS | 576 | 2447 | 4.3 | 80t | 14 |
| OPPONENTS | 487 | 1786 | 3.7 | 29 | 10 |

| RECEIVING | No | Yds | Avg | LG | TD |
|------------------|------------|-------------|-------------|------------|-----------|
| Washington, Gene | 33 | 457 | 13.9 | 55t | 6 |
| Jackson, Wilbur | 33 | 324 | 9.8 | 32 | 1 |
| Williams, Delvin | 27 | 283 | 10.5 | 85t | 2 |
| Mitchell, Tom | 20 | 240 | 12.0 | 27 | 1 |
| McGee, Willie | 13 | 269 | 20.7 | 52t | 4 |
| Lash, Jim | 13 | 190 | 14.6 | 43 | 0 |
| Johnson, Sammy | 5 | 52 | 10.4 | 24 | 0 |
| Hofer, Paul | 4 | 45 | 11.3 | 13t | 1 |
| Harrison, Ken | 3 | 65 | 21.7 | 41 | 0 |
| Johnson, Kermit | 1 | 11 | 11.0 | 11 | 0 |
| Obrodovich, Jim | 1 | 11 | 11.0 | 11 | 0 |
| Ferrell, Bob | 1 | 9 | 9.0 | 9 | 0 |
| Rivera, Steve | 1 | 7 | 7.0 | 7 | 0 |
| 49ERS | 155 | 1963 | 12.7 | 85t | 15 |
| OPPONENTS | 180 | 2349 | 13.1 | 77t | 13 |

| INTERCEPTIONS | No | Yds | Avg | LG | TD |
|----------------------|-----------|------------|-------------|-----------|-----------|
| Rhodes, Bruce | 3 | 42 | 14.0 | 30 | 0 |
| Phillips, Mel | 2 | 14 | 7.0 | 14 | 0 |
| Vanderbundt, Skip | 2 | 8 | 4.0 | 8 | 0 |
| Johnson, Jimmy | 1 | 17 | 17.0 | 17 | 0 |
| Nunley, Frank | 1 | 12 | 12.0 | 12 | 0 |
| 49ERS | 9 | 93 | 10.3 | 30 | 0 |
| OPPONENTS | 21 | 253 | 12.1 | 43 | 2 |

| KICKOFF RETURNS | No | Yds | Avg | LG | TD |
|------------------------|-----------|------------|-------------|-----------|-----------|
| Leonard, Anthony | 26 | 553 | 21.3 | 39 | 0 |
| Hofer, Paul | 5 | 91 | 18.2 | 23 | 0 |
| Johnson, Kermit | 4 | 114 | 28.5 | 40 | 0 |
| Mitchell, Tom | 2 | 7 | 3.5 | 7 | 0 |
| Ferrell, Bob | 1 | 12 | 12.0 | 12 | 0 |
| 49ERS | 38 | 777 | 20.5 | 40 | 0 |
| OPPONENTS | 46 | 924 | 20.1 | 38 | 0 |

| PUNT RETURNS | No | FC | Yds | Avg | LG | TD |
|---------------------|-----------|-----------|------------|------------|------------|-----------|
| Rhodes, Bruce | 16 | 2 | 142 | 8.9 | 22 | 0 |
| Leonard, Anthony | 35 | 5 | 293 | 8.4 | 60t | 1 |
| McGill, Ralph | 10 | 1 | 103 | 10.3 | 50 | 1 |
| Taylor, Bruce | 3 | 1 | 16 | 5.3 | 11 | 0 |
| Rivera, Steve | 1 | 0 | 3 | 3.0 | 3 | 0 |
| 49ERS | 65 | 9 | 557 | 8.6 | 60t | 2 |
| OPPONENTS | 52 | 2 | 351 | 6.8 | 25 | 0 |

| PUNTING | No | Yds | Avg | LG | Bk |
|------------------|------------|-------------|-------------|-----------|-----------|
| Wittum, Tom | 91 | 3634 | 39.9 | 68 | 2 |
| 49ERS | 91 | 3634 | 39.9 | 68 | 2 |
| OPPONENTS | 108 | 4327 | 40.1 | 72 | 1 |

| PASSING | Att | Comp | Pct | Yds | LG | TD | Int | QB |
|------------------|------------|-------------|-------------|-------------|------------|-----------|------------|-------------|
| Plunkett, Jim | 243 | 126 | 51.9 | 1592 | 85t | 13 | 16 | 63.0 |
| Domres, Marty | 14 | 7 | 50.0 | 101 | 41 | 0 | 1 | 44.0 |
| Bull, Scott | 48 | 21 | 43.8 | 252 | 30 | 2 | 4 | 36.6 |
| Williams, Delvin | 1 | 1 | 100.0 | 18 | 18 | 0 | 0 | 118.8 |
| 49ERS | 306 | 155 | 50.7 | 1963 | 85t | 15 | 21 | 58.8 |
| OPPONENTS | 374 | 180 | 48.1 | 2249 | 77t | 13 | 9 | 68.8 |



1977 (5-9)

Ken Meyer, Coach

| | | | |
|------------|----|------------------------------------|------------|
| L | 0 | at Pittsburgh (48,046)-MN/S-19 | 27 |
| L | 15 | Miami (40,503)/S-25 | 19 |
| L | 14 | at Los Angeles Rams (55,466)/O-2 | 34 |
| L | 0 | Atlanta (38,009)/O-9 | 7 |
| L | 17 | at New York Giants (70,366)/O-16 | 20 |
| W | 28 | Detroit (39,392)/O-23 | 7 |
| W | 20 | Tampa Bay (34,750)/O-30 | 10 |
| W | 10 | at Atlanta (46,577)/N-6 | 3 |
| W | 10 | at New Orleans (41,564)/N-13 | (OT) 7 |
| L | 10 | Los Angeles Rams (56,779)/N-20 | 23 |
| W | 20 | New Orleans (33,702)/N-27 | 17 |
| L | 27 | at Minnesota (40,745)/D-4 | 28 |
| L | 35 | Dallas (55,848)-MN/D-12 | 42 |
| L | 14 | at G.B. in Milwaukee (44,902)/D-18 | 16 |
| 220 | | | 260 |

TEAM STATISTICS

| | 49ers | Opp |
|------------------------------|--------------|------------|
| TOTAL FIRST DOWNS | 219 | 221 |
| By Rushing | 126 | 107 |
| By Passing | 81 | 94 |
| By Penalties | 12 | 20 |
| TOTAL NET YARDS | 3594 | 3457 |
| Net Yards Rushing | 2086 | 1869 |
| Net Yards Passing | 1508 | 1588 |
| TOTAL PLAYS FROM SCRIMMAGE | 877 | 863 |
| Rushes | 564 | 551 |
| Average Gain Per Rush | 3.7 | 3.4 |
| FORWARD PASSES ATTEMPTED | 277 | 270 |
| Number Completed | 136 | 139 |
| Per Cent Completed | 49.1 | 51.5 |
| Quarterback Sacks | 36 | 42 |
| Yards Lost | 289 | 360 |
| Passes Had Intercepted | 17 | 8 |
| Avg. Net Passing per Game | 107.7 | 113.4 |
| PUNTS | 80 | 86 |
| Total Yardage of Punts | 2801 | 3228 |
| Average Length | 35.0 | 37.5 |
| KICKOFF RETURNS | 49 | 48 |
| Total Yards Returned | 1174 | 1025 |
| Average Length of Return | 24.0 | 21.4 |
| PENALTIES | 99 | 96 |
| Yards Penalized | 830 | 820 |
| FUMBLES | 27 | 21 |
| Own Fumbles Recovered | 19 | 11 |
| Opponents' Fumbles Recovered | 10 | 8 |
| FIELD GOALS | 11 | 13 |
| Field Goals Attempted | 19 | 22 |
| TOTAL POINTS SCORED | 220 | 260 |
| Touchdowns Scored | 27 | 32 |
| Touchdowns Rushing | 16 | 16 |
| Touchdowns Passing | 9 | 14 |
| Touchdowns Returns | 2 | 2 |
| Extra Points | 25 | 29 |
| Field Goals | 11 | 13 |
| Safeties | 0 | 0 |

SCORING

| | TDs | Ru | Pa | Int | Fu | KO | Pu | PAT | FG | S | Pts |
|------------------|------------|-----------|-----------|------------|-----------|-----------|-----------|--------------|--------------|----------|------------|
| Williams, Delvin | 9 | 7 | 2 | 0 | 0 | 0 | 0 | 0/0 | 0/0 | 0 | 54 |
| Wersching, Ray | 0 | 0 | 0 | 0 | 0 | 0 | 0 | 23/23 | 17/10 | 0 | 53 |
| Jackson, Wilbur | 7 | 7 | 0 | 0 | 0 | 0 | 0 | 0/0 | 0/0 | 0 | 42 |
| Washington, Gene | 5 | 0 | 5 | 0 | 0 | 0 | 0 | 0/0 | 0/0 | 0 | 30 |
| Baldassin, Mike | 1 | 0 | 0 | 0 | 0 | 0 | 1* | 0/0 | 0/0 | 0 | 6 |
| Ferrell, Bob | 1 | 1 | 0 | 0 | 0 | 0 | 0 | 0/0 | 0/0 | 0 | 6 |
| Harrison, Kenny | 1 | 0 | 1 | 0 | 0 | 0 | 0 | 0/0 | 0/0 | 0 | 6 |
| Plunkett, Jim | 1 | 1 | 0 | 0 | 0 | 0 | 0 | 0/0 | 0/0 | 0 | 6 |
| Seal, Paul | 1 | 0 | 1 | 0 | 0 | 0 | 0 | 0/0 | 0/0 | 0 | 6 |
| Williams, Dave | 1 | 0 | 0 | 0 | 0 | 1 | 0 | 0/0 | 0/0 | 0 | 6 |
| Wittum, Tom | 0 | 0 | 0 | 0 | 0 | 0 | 0 | 4/2 | 2/1 | 0 | 5 |
| 49ERS | 27 | 16 | 9 | 0 | 0 | 1 | 1 | 27/25 | 19/11 | 0 | 220 |
| OPPONENTS | 32 | 16 | 14 | 1 | 0 | 1 | 0 | 32/29 | 22/13 | 0 | 260 |

*rcvrd blkd punt

| RUSHING | Att | Yds | Avg | LG | TD |
|------------------|------------|-------------|------------|------------|-----------|
| Williams, Delvin | 268 | 931 | 3.5 | 40 | 7 |
| Jackson, Wilbur | 179 | 780 | 4.4 | 80 | 7 |
| Ferrell, Bob | 41 | 160 | 3.9 | 12 | 1 |
| Hofer, Paul | 34 | 106 | 3.1 | 10 | 0 |
| Plunkett, Jim | 28 | 71 | 2.5 | 9 | 1 |
| Bull, Scott | 5 | 20 | 4.0 | 8 | 0 |
| Harrison, Kenny | 6 | 15 | 2.5 | 15 | 0 |
| Williams, Dave | 2 | 6 | 3.0 | 6 | 0 |
| McGee, Willie | 1 | -3 | -3.0 | -3 | 0 |
| 49ERS | 564 | 2086 | 3.7 | 80 | 16 |
| OPPONENTS | 551 | 1869 | 3.4 | 42t | 16 |

| RECEIVING | No | Yds | Avg | LG | TD |
|------------------|------------|-------------|-------------|------------|-----------|
| Washington, Gene | 32 | 638 | 19.9 | 47t | 5 |
| Jackson, Wilbur | 22 | 169 | 7.7 | 24 | 0 |
| Williams, Dave | 20 | 179 | 9.0 | 17 | 2 |
| Mitchell, Tom | 19 | 226 | 11.9 | 31 | 0 |
| Harrison, Ken | 15 | 217 | 14.5 | 46 | 1 |
| Seal, Paul | 13 | 230 | 17.7 | 47t | 1 |
| Hofer, Paul | 5 | 46 | 9.2 | 16 | 0 |
| Lash, Jim | 3 | 22 | 7.3 | 16 | 0 |
| McGee, Willie | 2 | 27 | 13.5 | 14 | 0 |
| Obrodovich, Jim | 2 | 16 | 8.0 | 11 | 0 |
| Ferrell, Bob | 2 | 12 | 6.0 | 7 | 0 |
| Cline, Tony | 1 | 15 | 15.0 | 15 | 0 |
| 49ERS | 136 | 1797 | 13.2 | 47t | 9 |
| OPPONENTS | 139 | 1948 | 14.0 | 73t | 14 |

| INTERCEPTIONS | No | Yds | Avg | LG | TD |
|----------------------|-----------|------------|-------------|-----------|-----------|
| Washington, Dave | 2 | 68 | 34.0 | 50 | 0 |
| Phillips, Mel | 2 | 23 | 11.5 | 23 | 0 |
| McGill, Ralph | 1 | 30 | 30.0 | 30 | 0 |
| Harper, Willie | 1 | 6 | 6.0 | 6 | 0 |
| Vanderbundt, Skip | 1 | 6 | 6.0 | 6 | 0 |
| Leonard, Anthony | 1 | 0 | 0.0 | 0 | 0 |
| 49ERS | 8 | 133 | 16.6 | 50 | 0 |
| OPPONENTS | 17 | 298 | 17.5 | 42 | 1 |

| KICKOFF RETURNS | No | Yds | Avg | LG | TD |
|------------------------|-----------|-------------|-------------|------------|-----------|
| Hofer, Paul | 36 | 871 | 24.2 | 48 | 0 |
| Williams, Delvin | 4 | 122 | 30.5 | 80t | 1 |
| Jennings, Rick | 3 | 60 | 20.0 | 24 | 0 |
| Ferrell, Bob | 3 | 35 | 11.7 | 17 | 0 |
| Leonard, Anthony | 1 | 68 | 68.0 | 68 | 0 |
| Obrodovich, Jim | 1 | 9 | 9.0 | 9 | 0 |
| Williams, Dave | 1 | 9 | 9.0 | 9 | 0 |
| 49ERS | 49 | 1174 | 24.0 | 80t | 1 |
| OPPONENTS | 48 | 1025 | 21.4 | 92t | 1 |

| PUNT RETURNS | No | FC | Yds | Avg | LG | TD |
|---------------------|-----------|-----------|------------|------------|-----------|-----------|
| Leonard, Anthony | 22 | 2 | 154 | 7.0 | 19 | 0 |
| Black, Stan | 13 | 1 | 38 | 2.9 | 11 | 0 |
| Jennings, Rick | 7 | 1 | 32 | 4.6 | 13 | 0 |
| Rivera, Steve | 3 | 0 | 7 | 2.3 | 3 | 0 |
| Williams, Dave | 1 | 0 | 60 | 60.0 | 60 | 0 |
| Elia, Bruce | 1 | 0 | 1 | 1.0 | 1 | 0 |
| Baldassin, Mike | 1 | 1 | 0 | 0.0 | 0 | 0 |
| 49ERS | 48 | 5 | 292 | 6.1 | 60 | 0 |
| OPPONENTS | 47 | 6 | 444 | 9.5 | 63 | 0 |

| PUNTING | No | Yds | Avg | LG | Blk |
|------------------|-----------|-------------|-------------|-----------|------------|
| Wittum, Tom | 80 | 2801 | 35.0 | 54 | 3 |
| 49ERS | 80 | 2801 | 35.0 | 54 | 3 |
| OPPONENTS | 86 | 3228 | 37.5 | 62 | 1 |

| PASSING | Att | Comp | Pct | Yds | LG | TD | Int | QB |
|------------------|------------|-------------|-------------|-------------|------------|-----------|------------|-------------|
| Plunkett, Jim | 248 | 128 | 51.6 | 1693 | 47t | 9 | 14 | 62.1 |
| Bull, Scott | 24 | 7 | 29.2 | 89 | 26 | 0 | 2 | 7.8 |
| Wittum, Tom | 3 | 1 | 33.3 | 15 | 15 | 0 | 0 | 50.7 |
| Harrison, Kenny | 1 | 0 | 0.0 | 0 | 0 | 0 | 0 | 39.6 |
| Williams, Delvin | 1 | 0 | 0.0 | 0 | 0 | 0 | 1 | 39.6 |
| 49ERS | 277 | 136 | 49.1 | 1797 | 47t | 9 | 17 | 55.3 |
| OPPONENTS | 270 | 139 | 51.5 | 1948 | 73t | 14 | 8 | 80.0 |



1978 (2-14)

Coach*

| | | | |
|---|----|----------------------------------|------------|
| L | 7 | at Cleveland (68,973)/S-3 | 24 |
| L | 13 | Chicago (49,502)/S-10 | 16 |
| L | 19 | at Houston (46,161)/S-17 | 20 |
| L | 10 | at New York Giants (71,536)/S-24 | 27 |
| W | 28 | Cincinnati (41,107)/O-1 | 12 |
| L | 10 | at Los Angeles Rams (59,337)/O-8 | 27 |
| L | 7 | New Orleans (37,671)/O-15 | 14 |
| L | 17 | Atlanta (34,133)/O-22 | 20 |
| L | 20 | at Washington (53,706)/O-29 | 38 |
| L | 10 | at Atlanta (55,468)/N-5 | 21 |
| L | 10 | St. Louis (33,155)/N-12 | 16 |
| L | 28 | Los Angeles Rams (45,022)/N-19 | 31 |
| L | 7 | Pittsburgh (51,657)-MN/N-27 | 24 |
| L | 13 | at New Orleans (50,068)/D-3 | 24 |
| W | 6 | Tampa Bay (30,931)/D-10 | 3 |
| L | 14 | at Detroit (56,674)/D-17 | 33 |
| | | | 350 |

* Pete McCulley was fired after 9 games and Fred O'Connor was appointed his successor.

TEAM STATISTICS

| | 49ers | Opp |
|------------------------------|--------------|------------|
| TOTAL FIRST DOWNS | 257 | 298 |
| By Rushing | 117 | 128 |
| By Passing | 106 | 133 |
| By Penalties | 34 | 37 |
| TOTAL YARDS GAINED | 4047 | 5024 |
| By Rushing | 2091 | 2365 |
| By Passing | 1956 | 2659 |
| TOTAL PLAYS FROM SCRIMMAGE | 1062 | 1097 |
| Rushes | 585 | 649 |
| Average Gain Per Rush | 3.6 | 3.6 |
| NET YARDS PASSING | 1956 | 2659 |
| Passes Attempted | 435 | 413 |
| Passes Completed | 190 | 219 |
| Percent Completed | 43.2 | 53.0 |
| Had Intercepted | 36 | 18 |
| Times Sacked | 42 | 35 |
| Lost Attempting to Pass | 350 | 289 |
| PUNTS | 97 | 87 |
| Total Yardage of Punts | 3583 | 3497 |
| Average Length | 39.6 | 40.2 |
| KICKOFF RETURNS | 73 | 47 |
| Total Yards Returned | 1421 | 928 |
| Average Length of Return | 19.5 | 19.7 |
| PENALTIES | 115 | 154 |
| Yards Penalized | 930 | 1301 |
| FUMBLES | 56 | 50 |
| Own Fumbles Recovered | 29 | 23 |
| Opponents' Fumbles Recovered | 27 | 27 |
| FIELD GOALS | 15 | 23 |
| Field Goals Attempted | 23 | 38 |
| TOTAL POINTS SCORED | 219 | 350 |
| Touchdowns Scored | 25 | 40 |
| Touchdowns Rushing | 14 | 17 |
| Touchdowns Passing | 9 | 20 |
| Touchdown Returns | 2 | 3 |
| Extra Points | 24 | 39 |
| Safeties | 0 | 1 |

SCORING

| | TDs | Ru | Pa | Int | Fu | KO | Pu | PAT | FG | S | Pts |
|------------------|------------|-----------|-----------|------------|-----------|-----------|-----------|--------------|--------------|----------|------------|
| Wersching, Ray | 0 | 0 | 0 | 0 | 0 | 0 | 0 | 25/24 | 23/15 | 0 | 69 |
| Hofer, Paul | 7 | 7 | 0 | 0 | 0 | 0 | 0 | 0/0 | 0/0 | 0 | 42 |
| Simpson, O.J. | 3 | 1 | 2 | 0 | 0 | 0 | 0 | 0/0 | 0/0 | 0 | 18 |
| Solomon, Freddie | 3 | 1 | 2 | 0 | 0 | 0 | 0 | 0/0 | 0/0 | 0 | 18 |
| Boykin, Greg | 2 | 2 | 0 | 0 | 0 | 0 | 0 | 0/0 | 0/0 | 0 | 12 |
| Seal, Paul | 2 | 0 | 2 | 0 | 0 | 0 | 0 | 0/0 | 0/0 | 0 | 12 |
| Boyd, Elmo | 1 | 0 | 1 | 0 | 0 | 0 | 0 | 0/0 | 0/0 | 0 | 6 |
| Bull, Scott | 1 | 1 | 0 | 0 | 0 | 0 | 0 | 0/0 | 0/0 | 0 | 6 |
| DeBerg, Steve | 1 | 1 | 0 | 0 | 0 | 0 | 0 | 0/0 | 0/0 | 0 | 6 |
| Ferrell, Bob | 1 | 1 | 0 | 0 | 0 | 0 | 0 | 0/0 | 0/0 | 0 | 6 |
| Leonard, Anthony | 1 | 0 | 0 | 1 | 0 | 0 | 0 | 0/0 | 0/0 | 0 | 6 |
| MacAfee, Ken | 1 | 0 | 1 | 0 | 0 | 0 | 0 | 0/0 | 0/0 | 0 | 6 |
| Step toe, Jack | 1 | 0 | 1 | 0 | 0 | 0 | 0 | 0/0 | 0/0 | 0 | 6 |
| Williams, Dave | 1 | 0 | 0 | 0 | 0 | 1 | 0 | 0/0 | 0/0 | 0 | 6 |
| 49ERS | 25 | 14 | 9 | 1 | 0 | 1 | 0 | 25/24 | 23/15 | 0 | 219 |
| OPPONENTS | 40 | 17 | 20 | 1 | 1 | 0 | 1* | 40/39 | 38/23 | 1 | 350 |

*ret of blkd punt

RUSHING

| | Att | Yds | Avg | LG | TD |
|------------------|------------|-------------|------------|-----------|-----------|
| Simpson, O.J. | 161 | 593 | 3.7 | 34 | 1 |
| Ferrell, Bob | 125 | 471 | 3.8 | 20 | 1 |
| Hofer, Paul | 121 | 465 | 3.8 | 40 | 7 |
| Boykin, Greg | 102 | 361 | 3.5 | 23 | 2 |
| Bull, Scott | 29 | 100 | 3.5 | 15t | 1 |
| Solomon, Freddie | 14 | 70 | 5.0 | 17 | 1 |
| DeBerg, Steve | 15 | 20 | 1.3 | 7 | 1 |
| Williams, Dave | 15 | 18 | 1.2 | 6 | 0 |
| Carr, Earl | 1 | 2 | 2.0 | 2 | 0 |
| Elia, Bruce | 1 | 0 | 0.0 | 0 | 0 |
| Jones, Larry | 1 | -9 | -9.0 | -9 | 0 |
| 49ERS | 585 | 2091 | 3.6 | 40 | 14 |
| OPPONENTS | 649 | 2365 | 3.6 | 39 | 17 |

RECEIVING

| | No | Yds | Avg | LG | TD |
|------------------|------------|-------------|-------------|------------|-----------|
| Solomon, Freddie | 31 | 458 | 14.8 | 58t | 2 |
| MacAfee, Ken | 22 | 205 | 9.3 | 22 | 1 |
| Seal, Paul | 21 | 370 | 17.6 | 41t | 2 |
| Simpson, O.J. | 21 | 172 | 8.2 | 19 | 2 |
| Boykin, Greg | 19 | 112 | 5.9 | 22 | 0 |
| Harrison, Ken | 16 | 320 | 20.0 | 50 | 0 |
| Ferrell, Bob | 16 | 123 | 7.7 | 14 | 0 |
| Hofer, Paul | 12 | 170 | 14.2 | 46 | 0 |
| LeCount, Terry | 10 | 131 | 13.1 | 30 | 0 |
| Williams, Dave | 10 | 63 | 6.3 | 13 | 0 |
| Boyd, Elmo | 9 | 115 | 12.8 | 32 | 1 |
| Step toe, Jack | 2 | 46 | 23.0 | 35t | 1 |
| Jones, Larry | 1 | 21 | 21.0 | 21 | 0 |
| 49ERS | 190 | 2306 | 12.1 | 58t | 9 |
| OPPONENTS | 219 | 2948 | 13.5 | 71 | 20 |

INTERCEPTIONS

| | No | Yds | Avg | LG | TD |
|------------------|-----------|------------|-------------|-----------|-----------|
| Crist, Chuck | 6 | 159 | 26.5 | 32 | 0 |
| Leonard, Anthony | 4 | 44 | 11.0 | 30 | 1 |
| Lewis, Eddie | 3 | 17 | 5.7 | 11 | 0 |
| Odom, Ricky | 2 | 19 | 9.5 | 19 | 0 |
| Roberson, Vern | 1 | 31 | 31.0 | 31 | 0 |
| Bunz, Dan | 1 | 13 | 13.0 | 13 | 0 |
| Nichols, Mark | 1 | 0 | 0.0 | 0 | 0 |
| 49ERS | 18 | 283 | 15.7 | 32 | 1 |
| OPPONENTS | 36 | 608 | 16.9 | 64 | 1 |

KICKOFF RETURNS

| | No | Yds | Avg | LG | TD |
|------------------|-----------|-------------|-------------|------------|-----------|
| Williams, Dave | 34 | 745 | 21.9 | 89t | 1 |
| Hofer, Paul | 18 | 386 | 21.4 | 40 | 0 |
| LeCount, Terry | 5 | 91 | 18.2 | 23 | 0 |
| Hughes, Ernie | 4 | 53 | 22.8 | 17 | 0 |
| Nichols, Mark | 3 | 39 | 17.7 | 20 | 0 |
| Boykin, Greg | 3 | 37 | 13.0 | 25 | 0 |
| Walker, Elliott | 2 | 25 | 18.5 | 23 | 0 |
| Downing, Walt | 2 | 13 | 12.5 | 13 | 0 |
| Ferrell, Bob | 1 | 24 | 13.0 | 24 | 0 |
| Quillan, Fred | 1 | 8 | 24.0 | 8 | 0 |
| 49ERS | 73 | 1421 | 19.5 | 89t | 1 |
| OPPONENTS | 47 | 928 | 19.7 | 36 | 0 |

PUNT RETURNS

| | No | FC | Yds | Avg | LG | TD |
|------------------|-----------|-----------|------------|------------|-----------|-----------|
| Step toe, Jack | 11 | 0 | 129 | 11.7 | 28 | 0 |
| Jones, Larry | 10 | 1 | 86 | 8.6 | 52 | 0 |
| Solomon, Freddie | 9 | 5 | 35 | 3.9 | 11 | 0 |
| Shumann, Mike | 8 | 1 | 40 | 5.0 | 36 | 0 |
| Leonard, Anthony | 8 | 5 | 26 | 3.3 | 14 | 0 |
| Roberson, Vern | 1 | 0 | 7 | 7.0 | 7 | 0 |
| 49ERS | 47 | 12 | 323 | 6.9 | 52 | 0 |
| OPPONENTS | 46 | 16 | 356 | 7.7 | 44 | 0 |

PUNTING

| | No | Yds | Avg | TB | I-20 | LG | Bik |
|------------------|-----------|-------------|-------------|-----------|-------------|-----------|------------|
| Connell, Mike | 97 | 3583 | 36.9 | 10 | 15 | 59 | 1 |
| 49ERS | 97 | 3583 | 36.9 | 10 | 15 | 59 | 1 |
| OPPONENTS | 87 | 3497 | 40.2 | 13 | 17 | 62 | 0 |

PASSING

| | Att | Comp | Pct | Yds | LG | TD | Int | QB |
|-------------------|------------|-------------|-------------|-------------|------------|-----------|------------|-------------|
| DeBerg, Steve | 302 | 137 | 45.4 | 1570 | 58t | 8 | 22 | 40.0 |
| Bull, Scott | 121 | 48 | 39.7 | 651 | 48 | 1 | 11 | 22.4 |
| Solomon, Freddie | 10 | 5 | 30.0 | 85 | 30 | 0 | 1 | 22.9 |
| Threadgill, Bruce | 2 | 0 | 0.0 | 0 | 0 | 0 | 2 | 0.0 |
| 49ERS | 435 | 190 | 43.7 | 2306 | 58t | 9 | 36 | 32.6 |
| OPPONENTS | 413 | 219 | 53.0 | 2948 | 71 | 20 | 18 | 74.0 |



1979 (2-14)

Bill Walsh, Coach

| | | | |
|---|----|-----------------------------------|----|
| L | 22 | at Minnesota (46,539)/S-2 | 28 |
| L | 13 | Dallas (56,728)/S-9 | 21 |
| L | 24 | at Los Angeles Rams (44,303)/S-16 | 27 |
| L | 21 | New Orleans (39,727)/S-23 | 30 |
| L | 9 | at San Diego (50,893)/S-30 | 31 |
| L | 24 | Seattle (44,592)/O-7 | 35 |
| L | 16 | at New York Giants (70,352)/O-14 | 32 |
| W | 20 | Atlanta (33,952)/O-21 | 15 |
| L | 27 | Chicago (42,773)/O-28 | 28 |
| L | 10 | at Oakland Raiders (52,764)/N-4 | 23 |
| L | 20 | at New Orleans (65,551)/N-11 | 31 |
| L | 28 | Denver (42,910)/N-18 | 38 |
| L | 20 | Los Angeles Rams (49,282)/N-25 | 26 |
| L | 10 | at St. Louis (41,593)/D-2 | 13 |
| W | 23 | Tampa Bay (44,506)/D-9 | 7 |
| L | 21 | at Atlanta (37,211)/D-16 | 31 |

308 416

TEAM STATISTICS

| | 49ers | Opp |
|------------------------------|--------------|------------|
| TOTAL FIRST DOWNS | 326 | 326 |
| By Rushing | 120 | 136 |
| By Passing | 200 | 160 |
| By Penalties | 16 | 30 |
| TOTAL YARDS GAINED | 5573 | 5393 |
| By Rushing | 1932 | 2213 |
| By Passing | 3641 | 3180 |
| TOTAL PLAYS FROM SCRIMMAGE | 1099 | 1014 |
| Rushes | 480 | 544 |
| Average Gain Per Rush | 4.0 | 4.1 |
| NET YARDS PASSING | 3641 | 3180 |
| Passes Attempted | 602 | 441 |
| Passes Completed | 361 | 262 |
| Percent Completed | 60.0 | 59.4 |
| Had Intercepted | 21 | 15 |
| Times Sacked | 17 | 29 |
| Lost Attempting to Pass | 119 | 227 |
| PUNTS | 72 | 74 |
| Total Yardage of Punts | 2626 | 2817 |
| Average Length | 36.5 | 38.1 |
| KICKOFF RETURNS | 75 | 68 |
| Total Yards Returned | 1538 | 1367 |
| Average Length of Return | 20.5 | 20.1 |
| PENALTIES | 95 | 119 |
| Yards Penalized | 853 | 858 |
| FUMBLES | 37 | 33 |
| Own Fumbles Recovered | 19 | 15 |
| Opponents' Fumbles Recovered | 18 | 18 |
| FIELD GOALS | 20 | 14 |
| Field Goals Attempted | 24 | 17 |
| TOTAL POINTS SCORED | 308 | 416 |
| Touchdowns Scored | 36 | 54 |
| Touchdowns Rushing | 17 | 24 |
| Touchdowns Passing | 18 | 25 |
| Touchdown Returns | 1 | 5 |
| Extra Points | 32 | 46 |
| Safeties | 0 | 2 |

SCORING

| | TDs | Ru | Pa | Int | Fu | KO | Pu | PAT | FG | S | Pts |
|--------------------|------------|-----------|-----------|------------|-----------|-----------|-----------|--------------|--------------|----------|------------|
| Wersching, Ray | 0 | 0 | 0 | 0 | 0 | 0 | 0 | 35/32 | 24/20 | 0 | 92 |
| Hofer, Paul | 9 | 7 | 2 | 0 | 0 | 0 | 0 | 0/0 | 0/0 | 0 | 54 |
| Solomon, Freddie | 8 | 1 | 7 | 0 | 0 | 0 | 0 | 0/0 | 0/0 | 0 | 48 |
| MacAfee, Ken | 4 | 0 | 4 | 0 | 0 | 0 | 0 | 0/0 | 0/0 | 0 | 24 |
| Shumann, Mike | 4 | 0 | 4 | 0 | 0 | 0 | 0 | 0/0 | 0/0 | 0 | 24 |
| Elliott, Lenvil | 3 | 3 | 0 | 0 | 0 | 0 | 0 | 0/0 | 0/0 | 0 | 18 |
| Simpson, O.J. | 3 | 3 | 0 | 0 | 0 | 0 | 0 | 0/0 | 0/0 | 0 | 18 |
| Jackson, Wilbur | 2 | 2 | 0 | 0 | 0 | 0 | 0 | 0/0 | 0/0 | 0 | 12 |
| Bruer, Bob | 1 | 0 | 1 | 0 | 0 | 0 | 0 | 0/0 | 0/0 | 0 | 6 |
| Francis, Phil | 1 | 1 | 0 | 0 | 0 | 0 | 0 | 0/0 | 0/0 | 0 | 6 |
| Owens, James | 1 | 0 | 0 | 0 | 0 | 1 | 0 | 0/0 | 0/0 | 0 | 6 |
| +Montana, Joe | 0 | 0 | 0 | 0 | 0 | 0 | 1 | 0/0 | 0/0 | 0 | 0 |
| 49ERS | 36 | 17 | 18 | 0 | 0 | 1 | 0 | 36/32 | 24/20 | 0 | 308 |
| OPPONENTS** | 54 | 24 | 25 | 1 | 2 | 0 | 1* | 54/46 | 17/14 | 2 | 416 |

*ret. of blkd punt **had one ret. of blkd FGA
+ incomplete pass on PAT attempt

| RUSHING | Att | Yds | Avg | LG | TD |
|------------------|------------|-------------|------------|------------|-----------|
| Hofer, Paul | 123 | 615 | 5.0 | 47 | 7 |
| Simpson, O.J. | 120 | 460 | 3.8 | 22 | 3 |
| Jackson, Wilbur | 114 | 375 | 3.3 | 16 | 2 |
| Elliott, Lenvil | 33 | 135 | 4.1 | 12 | 3 |
| Francis, Phil | 31 | 118 | 3.8 | 16 | 1 |
| Solomon, Freddie | 6 | 85 | 14.2 | 56t | 1 |
| Owens, James | 8 | 52 | 6.5 | 19 | 0 |
| Ferrell, Bob | 8 | 33 | 4.1 | 8 | 0 |
| Hogan, Mike | 9 | 31 | 3.4 | 6 | 0 |
| Montana, Joe | 3 | 22 | 7.3 | 13 | 0 |
| DeBerg, Steve | 17 | 10 | 0.6 | 8 | 0 |
| Melville, Dan | 3 | 0 | 0.0 | 0 | 0 |
| Bruer, Bob | 5 | -4 | -0.8 | 6 | 0 |
| 49ERS | 480 | 1932 | 4.0 | 56t | 17 |
| OPPONENTS | 544 | 2213 | 4.1 | 38 | 24 |

| RECEIVING | No | Yds | Avg | LG | TD |
|------------------|------------|-------------|-------------|-----------|-----------|
| Hofer, Paul | 58 | 662 | 11.4 | 44 | 2 |
| Solomon, Freddie | 57 | 807 | 14.2 | 44t | 7 |
| Jackson, Wilbur | 53 | 422 | 8.0 | 34 | 0 |
| Shumann, Mike | 39 | 452 | 11.6 | 39 | 4 |
| Francis, Phil | 32 | 198 | 6.2 | 19 | 0 |
| Bruer, Bob | 26 | 254 | 9.8 | 19 | 1 |
| MacAfee, Ken | 24 | 266 | 11.1 | 50 | 4 |
| Elliott, Lenvil | 23 | 197 | 8.6 | 30 | 0 |
| Clark, Dwight | 18 | 232 | 12.9 | 30 | 0 |
| Owens, James | 10 | 121 | 12.1 | 17 | 0 |
| Hogan, Mike | 9 | 65 | 7.2 | 17 | 0 |
| Simpson, O.J. | 7 | 46 | 6.6 | 14 | 0 |
| Seal, Paul | 3 | 34 | 11.3 | 14 | 0 |
| Ferrell, Bob | 2 | 4 | 2.0 | 3 | 0 |
| 49ERS | 361 | 3760 | 10.4 | 50 | 18 |
| OPPONENTS | 262 | 3407 | 13.0 | 85 | 25 |

| INTERCEPTIONS | No | Yds | Avg | LG | TD |
|----------------------|-----------|------------|-------------|------------|-----------|
| Hicks, Dwight | 5 | 57 | 11.4 | 29 | 0 |
| Williams, Gerard | 4 | 38 | 9.5 | 22 | 0 |
| Cornelius, Charles | 3 | 54 | 18.0 | 54 | 0 |
| Gray, Tim | 1 | 20 | 20.0 | 20 | 0 |
| Bunz, Dan | 1 | 2 | 2.0 | 2 | 0 |
| Morgan, Melvin | 1 | 0 | 0.0 | 13 | 0 |
| 49ERS | 15 | 171 | 11.4 | 54 | 0 |
| OPPONENTS | 21 | 355 | 16.9 | 91t | 2 |

| KICKOFF RETURNS | No | Yds | Avg | LG | TD |
|------------------------|-----------|-------------|-------------|------------|-----------|
| Owens, James | 41 | 1002 | 24.4 | 85t | 1 |
| Elliott, Lenvil | 9 | 170 | 18.9 | 33 | 0 |
| Hofer, Paul | 8 | 124 | 15.5 | 23 | 0 |
| Francis, Phil | 7 | 103 | 14.7 | 23 | 0 |
| Ferrell, Bob | 6 | 78 | 13.0 | 18 | 0 |
| Hicks, Dwight | 2 | 36 | 18.0 | 19 | 0 |
| Bruer, Bob | 1 | 20 | 20.0 | 20 | 0 |
| Barrett, Jean | 1 | 5 | 5.0 | 5 | 0 |
| 49ERS | 75 | 1538 | 20.5 | 85t | 1 |
| OPPONENTS | 68 | 1367 | 20.1 | 70 | 0 |

| PUNT RETURNS | No | FC | Yds | Avg | LG | TD |
|---------------------|-----------|-----------|------------|------------|-----------|-----------|
| Solomon, Freddie | 23 | 2 | 142 | 6.2 | 14 | 0 |
| Hicks, Dwight | 13 | 3 | 120 | 9.2 | 33 | 0 |
| Dungy, Tony | 8 | 3 | 52 | 6.5 | 11 | 0 |
| 49ERS | 44 | 8 | 314 | 7.1 | 33 | 0 |
| OPPONENTS | 37 | 7 | 262 | 7.1 | 44 | 0 |

| PUNTING | No | Yds | Avg | TB | I-20 | LG | Bik |
|------------------|-----------|-------------|-------------|-----------|-------------|-----------|------------|
| Melville, Dan | 71 | 2626 | 37.0 | 10 | 15 | 53 | 1 |
| 49ERS | 72 | 2626 | 36.5 | 10 | 15 | 53 | 1 |
| OPPONENTS | 74 | 2817 | 38.1 | 6 | 14 | 63 | 0 |

| PASSING | Att | Comp | Pct | Yds | LG | TD | Int | QB |
|------------------|------------|-------------|-------------|-------------|-----------|-----------|------------|-------------|
| DeBerg, Steve | 578 | 347 | 60.0 | 3652 | 50 | 17 | 21 | 73.1 |
| Montana, Joe | 23 | 13 | 56.5 | 96 | 18 | 1 | 0 | 81.1 |
| Solomon, Freddie | 1 | 1 | 100.0 | 12 | 12 | 0 | 0 | 116.7 |
| 49ERS | 602 | 361 | 60.0 | 3760 | 50 | 18 | 21 | 73.5 |
| OPPONENTS | 441 | 262 | 59.4 | 3407 | 85 | 25 | 15 | 88.5 |



1980 (6-10)

Bill Walsh, Coach

| | | | |
|------------|----|-----------------------------------|------------|
| W | 26 | at New Orleans (58,621)/S-7 | 23 |
| W | 24 | St. Louis (49,999)/S-14 | (OT) 21 |
| W | 37 | at New York Jets (50,608)/S-21 | 27 |
| L | 17 | Atlanta (56,518)/S-28 | 20 |
| L | 26 | at Los Angeles Rams (62,188)/O-5 | 48 |
| L | 14 | at Dallas (63,399)/O-12 | 59 |
| L | 17 | Los Angeles Rams (55,360)/O-19 | 31 |
| L | 23 | Tampa Bay (51,925)/O-26 | 24 |
| L | 13 | at Detroit (78,845)/N-2 | 17 |
| L | 16 | at G.B. in Milwaukee (54,475)/N-9 | 23 |
| L | 13 | at Miami (45,135)/N-16 | 17 |
| W | 12 | New York Giants (38,574)/N-23 | 0 |
| W | 21 | New England (45,254)/N-30 | 17 |
| W | 38 | New Orleans (37,949)/D-7 | (OT) 35 |
| L | 10 | at Atlanta (55,767)/D-14 | 35 |
| L | 13 | Buffalo (37,476)/D-21 | 18 |
| 320 | | | 415 |

TEAM STATISTICS

| | 49ers | Opp |
|-----------------------------------|--------------|------------|
| TOTAL FIRST DOWNS | 298 | 341 |
| By Rushing | 105 | 137 |
| By Passing | 171 | 185 |
| By Penalties | 22 | 19 |
| TOTAL YARDS GAINED | 5320 | 5969 |
| By Rushing | 1743 | 2218 |
| By Passing | 3577 | 3751 |
| TOTAL PLAYS FROM SCRIMMAGE | 1042 | 556 |
| Rushes | 415 | 556 |
| Average Gain Per Rush | 4.2 | 4.0 |
| NET YARDS PASSING | 3577 | 3751 |
| Passes Attempted | 597 | 495 |
| Passes Completed | 363 | 327 |
| Percent Completed | 60.8 | 66.1 |
| Had Intercepted | 26 | 17 |
| Times Sacked | 30 | 31 |
| Lost Attempting to Pass | 222 | 207 |
| PUNTS | 77 | 67 |
| Total Yardage of Punts | 3152 | 2560 |
| Average Length | 40.9 | 38.2 |
| KICKOFF RETURNS | 75 | 58 |
| Total Yards Returned | 1385 | 1203 |
| Average Length of Return | 18.5 | 20.7 |
| PENALTIES | 109 | 92 |
| Yards Penalized | 933 | 286 |
| FUMBLES | 39 | 34 |
| Own Fumbles Recovered | 25 | 17 |
| Opponents' Fumbles Recovered | 17 | 14 |
| FIELD GOALS | 15 | 17 |
| Field Goals Attempted | 19 | 26 |
| TOTAL POINTS SCORED | 320 | 415 |
| Touchdowns Scored | 40 | 52 |
| Touchdowns Rushing | 10 | 20 |
| Touchdowns Passing | 27 | 29 |
| Touchdown Returns | 3 | 3 |
| Extra Points | 33 | 50 |
| Safeties | 1 | 1 |

SCORING

| | TDs | Ru | Pa | Int | Fu | KO | Pu | PAT | FG | S | Pts |
|------------------|------------|-----------|-----------|------------|-----------|-----------|-----------|--------------|--------------|----------|------------|
| Wersching, Ray | 0 | 0 | 0 | 0 | 0 | 0 | 0 | 39/33 | 19/15 | 0 | 78 |
| Solomon, Freddie | 10 | 0 | 8 | 0 | 0 | 0 | 2 | 0/0 | 0/0 | 0 | 60 |
| Cooper, Earl | 9 | 5 | 4 | 0 | 0 | 0 | 0 | 0/0 | 0/0 | 0 | 54 |
| Clark, Dwight | 8 | 0 | 8 | 0 | 0 | 0 | 0 | 0/0 | 0/0 | 0 | 48 |
| Elliott, Lenvil | 3 | 2 | 1 | 0 | 0 | 0 | 0 | 0/0 | 0/0 | 0 | 18 |
| Hofer, Paul | 3 | 1 | 2 | 0 | 0 | 0 | 0 | 0/0 | 0/0 | 0 | 18 |
| Montana, Joe | 2 | 2 | 0 | 0 | 0 | 0 | 0 | 0/0 | 0/0 | 0 | 12 |
| Ramson, Eason | 2 | 0 | 2 | 0 | 0 | 0 | 0 | 0/0 | 0/0 | 0 | 12 |
| Young, Charle | 2 | 0 | 2 | 0 | 0 | 0 | 0 | 0/0 | 0/0 | 0 | 12 |
| Owens, James | 1 | 0 | 0 | 0 | 0 | 1 | 0 | 0/0 | 0/0 | 0 | 6 |
| Stuckey, Jim | 0 | 0 | 0 | 0 | 0 | 0 | 0 | 0/0 | 0/0 | 1 | 2 |
| 49ERS | 40 | 10 | 27 | 0 | 0 | 1 | 2 | 39/33 | 19/15 | 1 | 320 |
| OPPONENTS | 52 | 20 | 29 | 2 | 1 | 0 | 0 | 52/50 | 26/17 | 0 | 415 |

| RUSHING | Att | Yds | Avg | LG | TD |
|------------------|------------|-------------|------------|-----------|-----------|
| Cooper, Earl | 171 | 720 | 4.2 | 47 | 5 |
| Elliott, Lenvil | 76 | 341 | 4.5 | 20 | 2 |
| Hofer, Paul | 60 | 293 | 4.9 | 26t | 1 |
| Woods, Don | 50 | 229 | 4.6 | 23 | 0 |
| Montana, Joe | 32 | 77 | 2.4 | 11 | 2 |
| Solomon, Freddie | 8 | 56 | 7.0 | 11 | 0 |
| Francis, Phil | 7 | 36 | 5.1 | 14 | 0 |
| DeBerg, Steve | 6 | 4 | 0.7 | 7 | 0 |
| Patton, Ricky | 1 | 1 | 1.0 | 1 | 0 |
| Ramson, Eason | 2 | -2 | -1.0 | 4 | 0 |
| Miller, Jim | 2 | -12 | -6.0 | 0 | 0 |
| 49ERS | 415 | 1743 | 4.2 | 47 | 10 |
| OPPONENTS | 556 | 2218 | 4.0 | 48 | 20 |

| RECEIVING | No | Yds | Avg | LG | TD |
|------------------|------------|-------------|-------------|------------|-----------|
| Cooper, Earl | 83 | 567 | 6.8 | 66t | 4 |
| Clark, Dwight | 82 | 991 | 12.1 | 71t | 8 |
| Solomon Freddie | 48 | 658 | 13.7 | 93t | 8 |
| Hofer, Paul | 41 | 467 | 11.4 | 28 | 2 |
| Young, Charle | 29 | 325 | 11.2 | 41 | 2 |
| Elliott, Lenvil | 27 | 285 | 10.6 | 45t | 1 |
| Ramson, Eason | 21 | 179 | 8.5 | 22 | 2 |
| Woods, Don | 20 | 171 | 8.6 | 23 | 0 |
| Owens, James | 9 | 133 | 14.8 | 29 | 0 |
| Francis, Phil | 3 | 23 | 7.7 | 15 | 0 |
| 49ERS | 363 | 3799 | 10.5 | 93t | 27 |
| OPPONENTS | 327 | 3958 | 12.1 | 81t | 29 |

| INTERCEPTIONS | No | Yds | Avg | LG | TD |
|----------------------|-----------|------------|-------------|-----------|-----------|
| Hicks, Dwight | 4 | 73 | 18.3 | 44 | 0 |
| Churchman, Ricky | 4 | 7 | 1.8 | 7 | 0 |
| Leopold, Bobby | 2 | 23 | 11.5 | 13 | 0 |
| Turner, Keena | 2 | 15 | 7.5 | 11 | 0 |
| Williams, Gerard | 1 | 28 | 28.0 | 28 | 0 |
| Rhodes, Ray | 1 | 25 | 25.0 | 25 | 0 |
| Johnson, Charles | 1 | 15 | 15.0 | 15 | 0 |
| Puki, Craig | 1 | 0 | 0.0 | 0 | 0 |
| Tautolo, Terry | 1 | 0 | 0.0 | 0 | 0 |
| 49ERS | 17 | 186 | 10.9 | 44 | 0 |
| OPPONENTS | 26 | 319 | 12.3 | 48 | 2 |

| KICKOFF RETURNS | No | Yds | Avg | LG | TD |
|------------------------|-----------|-------------|-------------|-------------|-----------|
| Owens, James | 31 | 726 | 23.4 | 101t | 1 |
| Elliott, Lenvil | 18 | 321 | 17.8 | 32 | 0 |
| Anderson, Terry | 6 | 104 | 17.3 | 22 | 0 |
| Solomon, Freddie | 5 | 60 | 12.0 | 32 | 0 |
| Francis, Phil | 4 | 61 | 15.3 | 32 | 0 |
| Patton, Ricky | 4 | 43 | 10.8 | 19 | 0 |
| Johnson, Charles | 2 | 10 | 5.0 | 22 | 0 |
| Ramson, Eason | 1 | 18 | 1.8 | 18 | 0 |
| Tautolo, Terry | 1 | 16 | 16.0 | 16 | 0 |
| Young, Charle | 1 | 14 | 14.0 | 14 | 0 |
| Hughes, Ernie | 1 | 10 | 10.0 | 10 | 0 |
| Hofer, Paul | 1 | 2 | 2.0 | 2 | 0 |
| 49ERS | 75 | 1385 | 18.5 | 101t | 1 |
| OPPONENTS | 58 | 1203 | 20.7 | 52 | 0 |

| PUNT RETURNS | No | FC | Yds | Avg | LG | TD |
|---------------------|-----------|-----------|------------|-------------|------------|-----------|
| Solomon, Freddie | 27 | 3 | 298 | 11.0 | 57t | 2 |
| Hicks, Dwight | 12 | 3 | 58 | 4.8 | 10 | 0 |
| Robinson, Jimmy | 3 | 0 | 36 | 12.0 | 21 | 0 |
| Churchman, Ricky | 2 | 0 | 16 | 8.0 | 13 | 0 |
| Ferrell, Bob | 1 | 0 | 1 | 1.0 | 1 | 0 |
| 49ERS | 45 | 6 | 409 | 9.1 | 57t | 2 |
| OPPONENTS | 48 | 11 | 530 | 11.0 | 43 | 0 |

| PUNTING | No | Yds | Avg | TB | I-20 | LG | Bik |
|------------------|-----------|-------------|-------------|-----------|-------------|-----------|------------|
| Miller, Jim | 77 | 3152 | 40.9 | 5 | 11 | 65 | 0 |
| 49ERS | 77 | 3152 | 40.9 | 5 | 11 | 65 | 0 |
| OPPONENTS | 67 | 2560 | 38.2 | 6 | 10 | 64 | 0 |

| PASSING | Att | Comp | Pct | Yds | LG | TD | Int | QB |
|------------------|------------|-------------|-------------|-------------|------------|-----------|------------|-------------|
| Montana, Joe | 273 | 176 | 64.5 | 1795 | 71t | 15 | 9 | 87.8 |
| DeBerg, Steve | 321 | 186 | 57.9 | 1998 | 93t | 12 | 17 | 66.7 |
| Solomon, Freddie | 1 | 0 | 0.0 | 0 | 0 | 0 | 0 | 39.6 |
| Woods, Don | 2 | 1 | 50.0 | 6 | 6 | 0 | 0 | 56.3 |
| 49ERS | 597 | 363 | 60.8 | 3799 | 93t | 27 | 26 | 76.2 |
| OPPONENTS | 495 | 327 | 66.1 | 3958 | 81t | 29 | 17 | 95.7 |



1981 (13-3/16-3)

NFC West Champions – World Champions

Bill Walsh, Coach

| | | | |
|------------|----|------------------------------------|------------|
| L | 17 | at Detroit (62,123)/S-6 | 24 |
| W | 28 | Chicago (49,520)/S-13 | 17 |
| L | 17 | at Atlanta (56,653)/S-20 | 34 |
| W | 21 | New Orleans (44,433)/S-27 | 14 |
| W | 30 | at Washington (51,843)/O-4 | 17 |
| W | 45 | Dallas (57,574)/O-11 | 14 |
| W | 13 | at G.B. in Milwaukee (50,171)/O-18 | 3 |
| W | 20 | Los Angeles Rams (59,190)/O-25 | 17 |
| W | 17 | at Pittsburgh (52,878)/N-1 | 14 |
| W | 17 | Atlanta (59,127)/N-8 | 14 |
| L | 12 | Cleveland (52,445)/N-15 | 15 |
| W | 33 | at Los Angeles Rams (63,456)/N-22 | 31 |
| W | 17 | New York Giants (57,186)/N-29 | 10 |
| W | 21 | at Cincinnati (56,796)/D-6 | 3 |
| W | 28 | Houston (55,707)/D-13 | 6 |
| W | 21 | at New Orleans (43,639)/D-20 | 17 |
| 357 | | | 250 |

NFC PLAYOFF - JAN. 3

(at San Francisco – Candlestick Park)

| | | | |
|---|----|--------------------------|----|
| W | 38 | New York Giants (58,360) | 24 |
|---|----|--------------------------|----|

NFC CHAMPIONSHIP - JAN. 10

(at San Francisco – Candlestick Park)

| | | | |
|---|----|-----------------|----|
| W | 28 | Dallas (60,525) | 27 |
|---|----|-----------------|----|

SUPER BOWL XVI - JAN. 24

(at Pontiac, Michigan – Silverdome)

| | | | |
|---|----|---------------------|----|
| W | 26 | Cincinnati (81,270) | 21 |
|---|----|---------------------|----|

| TEAM STATISTICS | | 49ers | Opp |
|------------------------------|--|-------|------|
| TOTAL FIRST DOWNS | | 317 | 280 |
| By Rushing | | 110 | 113 |
| By Passing | | 183 | 144 |
| By Penalties | | 24 | 23 |
| TOTAL YARDS GAINED | | 5484 | 4763 |
| By Rushing | | 1941 | 1918 |
| By Passing | | 3543 | 2845 |
| TOTAL PLAYS FROM SCRIMMAGE | | 1106 | 1014 |
| Rushes | | 560 | 464 |
| Average Gain Per Rush | | 3.5 | 4.1 |
| NET YARDS PASSING | | 3543 | 2845 |
| Passes Attempted | | 517 | 514 |
| Passes Completed | | 328 | 273 |
| Percent Completed | | 63.4 | 53.1 |
| Had Intercepted | | 13 | 27 |
| Times Sacked | | 29 | 36 |
| Lost Attempting to Pass | | 223 | 290 |
| PUNTS | | 93 | 83 |
| Total Yardage of Punts | | 3858 | 3433 |
| Average Length | | 41.5 | 41.4 |
| KICKOFF RETURNS | | 45 | 67 |
| Total Yards Returned | | 909 | 1389 |
| Average Length of Return | | 20.2 | 20.7 |
| PENALTIES | | 92 | 108 |
| Yards Penalized | | 752 | 866 |
| FUMBLES | | 26 | 36 |
| Own Fumbles Recovered | | 14 | 15 |
| Opponents' Fumbles Recovered | | 21 | 12 |
| FIELD GOALS | | 19 | 13 |
| Field Goals Attempted | | 29 | 23 |
| TOTAL POINTS SCORED | | 357 | 250 |
| Touchdowns Scored | | 43 | 30 |
| Touchdowns Rushing | | 17 | 10 |
| Touchdowns Passing | | 20 | 16 |
| Touchdown Returns | | 6 | 4 |
| Extra Points | | 42 | 29 |
| Safeties | | 0 | 1 |

| SCORING | TDs | Ru | Pa | Int | Fu | KO | Pu | PAT | FG | S | Pts |
|------------------|-----|----|----|-----|----|----|----|-------|-------|---|-----|
| Wersching, Ray | 0 | 0 | 0 | 0 | 0 | 0 | 0 | 30/30 | 23/17 | 0 | 81 |
| Solomon, Freddie | 8 | 0 | 8 | 0 | 0 | 0 | 0 | 0/0 | 0/0 | 0 | 48 |
| Davis, Johnny | 7 | 7 | 0 | 0 | 0 | 0 | 0 | 0/0 | 0/0 | 0 | 42 |
| Patton, Ricky | 5 | 4 | 1 | 0 | 0 | 0 | 0 | 0/0 | 0/0 | 0 | 30 |
| Young, Charle | 5 | 0 | 5 | 0 | 0 | 0 | 0 | 0/0 | 0/0 | 0 | 30 |
| Clark, Dwight | 4 | 0 | 4 | 0 | 0 | 0 | 0 | 0/0 | 0/0 | 0 | 24 |
| Bahr, Matt | 0 | 0 | 0 | 0 | 0 | 0 | 0 | 12/12 | 6/2 | 0 | 18 |
| Lott, Ronnie | 3 | 0 | 0 | 3 | 0 | 0 | 0 | 0/0 | 0/0 | 0 | 18 |
| Hicks, Dwight | 2 | 0 | 0 | 1 | 1 | 0 | 0 | 0/0 | 0/0 | 0 | 12 |
| Lawrence, Amos | 2 | 1 | 0 | 0 | 0 | 1 | 0 | 0/0 | 0/0 | 0 | 12 |

(continued)

| SCORING | TDs | Ru | Pa | Int | Fu | KO | Pu | PAT | FG | S | Pts |
|---------------------|------------|-------------|-------------|-------------|------------|-----------|-----------|--------------|--------------|----------|------------|
| Montana, Joe | 2 | 2 | 0 | 0 | 0 | 0 | 0 | 0/0 | 0/0 | 0 | 12 |
| Cooper, Earl | 1 | 1 | 0 | 0 | 0 | 0 | 0 | 0/0 | 0/0 | 0 | 6 |
| Easley, Walt | 1 | 1 | 0 | 0 | 0 | 0 | 0 | 0/0 | 0/0 | 0 | 6 |
| Hofer, Paul | 1 | 1 | 0 | 0 | 0 | 0 | 0 | 0/0 | 0/0 | 0 | 6 |
| Ring, Bill | 1 | 0 | 1 | 0 | 0 | 0 | 0 | 0/0 | 0/0 | 0 | 6 |
| Wilson, Mike | 1 | 0 | 1 | 0 | 0 | 0 | 0 | 0/0 | 0/0 | 0 | 6 |
| 49ERS | 43 | 17 | 20 | 4 | 1 | 1 | 0 | 42/42 | 29/19 | 0 | 357 |
| OPPONENTS | 30 | 10 | 16 | 2 | 1 | 0 | 1 | 30/29 | 23/13 | 0 | 250 |
| RUSHING | Att | Yds | Avg | LG | TD | | | | | | |
| Patton, Ricky | 152 | 543 | 3.6 | 28 | 4 | | | | | | |
| Cooper, Earl | 98 | 330 | 3.4 | 23 | 1 | | | | | | |
| Davis, Johnny | 94 | 297 | 3.2 | 14 | 7 | | | | | | |
| Easley, Walt | 76 | 224 | 2.9 | 9 | 1 | | | | | | |
| Hofer, Paul | 60 | 193 | 3.2 | 12 | 1 | | | | | | |
| Ring, Bill | 22 | 106 | 4.8 | 16 | 0 | | | | | | |
| Montana, Joe | 25 | 95 | 3.8 | 20t | 2 | | | | | | |
| Lawrence, Amos | 13 | 48 | 3.7 | 14 | 1 | | | | | | |
| Solomon, Freddie | 9 | 43 | 4.8 | 16 | 0 | | | | | | |
| Clark, Dwight | 3 | 32 | 10.7 | 18 | 0 | | | | | | |
| Elliott, Lenvil | 7 | 29 | 4.1 | 9 | 0 | | | | | | |
| Benjamin, Guy | 1 | 1 | 1.0 | 1 | 0 | | | | | | |
| 49ERS | 560 | 1941 | 3.5 | 28 | 17 | | | | | | |
| OPPONENTS | 464 | 1918 | 4.1 | 29 | 10 | | | | | | |
| RECEIVING | No | Yds | Avg | LG | TD | | | | | | |
| Clark, Dwight | 85 | 1105 | 13.0 | 78t | 4 | | | | | | |
| Solomon, Freddie | 59 | 969 | 16.4 | 60t | 8 | | | | | | |
| Cooper, Earl | 51 | 477 | 9.4 | 50 | 0 | | | | | | |
| Young, Charle | 37 | 400 | 10.8 | 29 | 5 | | | | | | |
| Hofer, Paul | 27 | 244 | 9.0 | 22 | 0 | | | | | | |
| Patton, Ricky | 27 | 195 | 7.2 | 31t | 1 | | | | | | |
| Wilson, Michael | 9 | 125 | 13.9 | 27t | 1 | | | | | | |
| Easley, Walt | 9 | 62 | 6.9 | 21 | 0 | | | | | | |
| Elliott, Lenvil | 7 | 81 | 11.6 | 19 | 0 | | | | | | |
| Ramson, Eason | 4 | 45 | 11.3 | 16 | 0 | | | | | | |
| Ring, Bill | 3 | 28 | 9.3 | 21 | 1 | | | | | | |
| Shumann, Mike | 3 | 21 | 7.0 | 8 | 0 | | | | | | |
| Lawrence, Amos | 3 | 10 | 3.3 | 5 | 0 | | | | | | |
| Davis, Johnny | 3 | -1 | -0.3 | 3 | 0 | | | | | | |
| Peets, Brian | 1 | 5 | 5.0 | 5 | 0 | | | | | | |
| 49ERS | 328 | 3766 | 11.5 | 78t | 20 | | | | | | |
| OPPONENTS | 273 | 3135 | 11.5 | 67 | 16 | | | | | | |
| INTERCEPTIONS | No | Yds | Avg | LG | TD | | | | | | |
| Hicks, Dwight | 9 | 239 | 26.6 | 72 | 1 | | | | | | |
| Lott, Ronnie | 7 | 117 | 16.7 | 41t | 3 | | | | | | |
| Williamson, Carlton | 4 | 44 | 11.0 | 28 | 0 | | | | | | |
| Wright, Eric | 3 | 26 | 8.7 | 26 | 0 | | | | | | |
| McCull, Milt | 1 | 22 | 22.0 | 22 | 0 | | | | | | |
| Reynolds, Jack | 1 | 0 | 0.0 | 0 | 0 | | | | | | |
| Martin, Saladin | 1 | 0 | 0.0 | 0 | 0 | | | | | | |
| Turner, Keena | 1 | 0 | 0.0 | 0 | 0 | | | | | | |
| 49ERS | 27 | 448 | 16.6 | 72 | 4 | | | | | | |
| OPPONENTS | 13 | 297 | 22.9 | 10t | 2 | | | | | | |
| KICKOFF RETURNS | No | Yds | Avg | LG | TD | | | | | | |
| Lawrence, Amos | 17 | 437 | 25.7 | 92t | 1 | | | | | | |
| Ring, Bill | 10 | 217 | 21.7 | 29 | 0 | | | | | | |
| Lott, Ronnie | 7 | 111 | 15.9 | 20 | 0 | | | | | | |
| Wilson, Mike | 4 | 67 | 16.8 | 22 | 0 | | | | | | |
| Jones, Arrington | 3 | 43 | 14.3 | 22 | 0 | | | | | | |
| Hicks, Dwight | 1 | 22 | 22.0 | 22 | 0 | | | | | | |
| Ramson, Eason | 1 | 12 | 12.0 | 12 | 0 | | | | | | |
| Patton, Ricky | 1 | 0 | 0.0 | 0 | 0 | | | | | | |
| Davis, Johnny | 1 | 0 | 0.0 | 0 | 0 | | | | | | |
| 49ERS | 45 | 909 | 20.2 | 92t | 1 | | | | | | |
| OPPONENTS | 67 | 1389 | 20.7 | 55 | 0 | | | | | | |
| PUNT RETURNS | No | FC | Yds | Avg | LG | TD | | | | | |
| Solomon, Freddie | 29 | 6 | 173 | 6.0 | 19 | 0 | | | | | |
| Hicks, Dwight | 19 | 4 | 171 | 9.0 | 39 | 0 | | | | | |
| 49ERS | 48 | 10 | 344 | 7.2 | 39 | 0 | | | | | |
| OPPONENTS | 57 | 8 | 664 | 11.7 | 58t | 1 | | | | | |
| PUNTING | No | Yds | Avg | TB | I-20 | LG | Blk | | | | |
| Miller, Jim | 93 | 3858 | 41.5 | 15 | 14 | 65 | 0 | | | | |
| 49ERS | 93 | 3858 | 41.5 | 15 | 14 | 65 | 0 | | | | |
| OPPONENTS | 83 | 3433 | 41.4 | 5 | 17 | 66 | 0 | | | | |
| PASSING | Att | Comp | Pct | Yds | LG | TD | Int | QB | | | |
| Montana, Joe | 488 | 311 | 63.7 | 3565 | 78t | 19 | 12 | 88.4 | | | |
| Benjamin, Guy | 26 | 15 | 57.7 | 171 | 27 | 1 | 1 | 74.4 | | | |
| Easley, Walt | 1 | 1 | 100.0 | 5 | 5 | 0 | 0 | 87.5 | | | |
| Solomon, Freddie | 1 | 1 | 100.0 | 25 | 25 | 0 | 0 | 118.8 | | | |
| Clark, Dwight | 1 | 0 | 0.0 | 0 | 0 | 0 | 0 | 39.6 | | | |
| 49ERS | 517 | 328 | 63.4 | 3766 | 78t | 20 | 13 | 87.7 | | | |
| OPPONENTS | 514 | 273 | 53.1 | 3135 | 67 | 16 | 27 | 60.2 | | | |



| 1982 (3-6) | | | |
|-------------------|----|--------------------------------------|------------|
| Bill Walsh, Coach | | | |
| L | 17 | Los Angeles Raiders (59,748)/S-12 | 23 |
| L | 21 | at Denver (73,899)/S-19 | 24 |
| W | 31 | at St. Louis (38,064)/N-21 | 20 |
| L | 20 | New Orleans (51,611)/N-28 | 23 |
| W | 30 | at Los Angeles Rams (58,574)-THN/D-2 | 24 |
| L | 37 | San Diego (51,988)-SA/D-11 | 41 |
| L | 7 | Atlanta (53,234)-SUN/D-19 | 17 |
| W | 26 | at Kansas City (24,319)/D-26 | 13 |
| L | 20 | Los Angeles Rams (54,256)/J-2 | 21 |
| 209 | | | 206 |

| TEAM STATISTICS | 49ers | Opp |
|------------------------------|-------|-------|
| TOTAL FIRST DOWNS | 183 | 170 |
| By Rushing | 49 | 71 |
| By Passing | 121 | 88 |
| By Penalties | 13 | 11 |
| TOTAL YARDS GAINED | 3242 | 3035 |
| By Rushing | 740 | 1199 |
| By Passing | 2502 | 1836 |
| TOTAL PLAYS FROM SCRIMMAGE | 587 | 596 |
| Rushes | 219 | 303 |
| Average Gain Per Rush | 3.4 | 4.0 |
| NET YARDS PASSING | 2502 | 1836 |
| Passes Attempted | 348 | 278 |
| Passes Completed | 215 | 158 |
| Percent Completed | 61.8 | 56.8 |
| Had Intercepted | 11 | 9 |
| Times Sacked | 20 | 15 |
| Lost Attempting to Pass | 166 | 113 |
| PUNTS | 45 | 50 |
| Total Yardage of Punts | 1676 | 2134 |
| Average Length | 37.2 | 42.7 |
| KICKOFF RETURNS | 36 | 40 |
| Total Yards Returned | 742 | 847 |
| Average Length of Return | 20.6 | 21.4 |
| PENALTIES | 45 | 58 |
| Yards Penalized | 451 | 542 |
| FUMBLES | 17 | 14 |
| Own Fumbles Recovered | 7 | 4 |
| Opponents' Fumbles Recovered | 10 | 10 |
| FIELD GOALS | 12 | 13 |
| Field Goals Attempted | 17 | 19 |
| TOTAL POINTS SCORED | 209 | 206 |
| Touchdowns Scored | 25 | 24 |
| Touchdowns Rushing | 6 | 9 |
| Touchdowns Passing | 17 | 14 |
| Touchdown Returns | 2 | 1 |
| Extra Points | 23 | 23 |
| Safeties | 0 | 0 |
| AVG. TIME OF POSSESSION | 28:31 | 31:29 |

| SCORING | TDs | Ru | Pa | Int | Fu | KO | Pu | PAT | FG | S | Pts |
|-------------------|-----------|----------|-----------|----------|----------|----------|----------|--------------|--------------|----------|------------|
| Werschling, Ray | 0 | 0 | 0 | 0 | 0 | 0 | 0 | 25/23 | 17/12 | 0 | 59 |
| Moore, Jeff | 8 | 4 | 4 | 0 | 0 | 0 | 0 | 0/0 | 0/0 | 0 | 48 |
| Clark, Dwight | 5 | 0 | 5 | 0 | 0 | 0 | 0 | 0/0 | 0/0 | 0 | 30 |
| Solomon, Freddie | 3 | 0 | 3 | 0 | 0 | 0 | 0 | 0/0 | 0/0 | 0 | 18 |
| Francis, Russ | 2 | 0 | 2 | 0 | 0 | 0 | 0 | 0/0 | 0/0 | 0 | 12 |
| Cooper, Earl | 1 | 0 | 1 | 0 | 0 | 0 | 0 | 0/0 | 0/0 | 0 | 6 |
| Lott, Ronnie | 1 | 0 | 0 | 1 | 0 | 0 | 0 | 0/0 | 0/0 | 0 | 6 |
| McLemore, Dana | 1 | 0 | 0 | 0 | 0 | 0 | 1 | 0/0 | 0/0 | 0 | 6 |
| Montana, Joe | 1 | 1 | 0 | 0 | 0 | 0 | 0 | 0/0 | 0/0 | 0 | 6 |
| Nehemiah, Renaldo | 1 | 0 | 1 | 0 | 0 | 0 | 0 | 0/0 | 0/0 | 0 | 6 |
| Ring, Bill | 1 | 1 | 0 | 0 | 0 | 0 | 0 | 0/0 | 0/0 | 0 | 6 |
| Wilson, Mike | 1 | 0 | 1 | 0 | 0 | 0 | 0 | 0/0 | 0/0 | 0 | 6 |
| 49ERS | 25 | 6 | 17 | 1 | 0 | 0 | 1 | 25/23 | 17/12 | 0 | 209 |
| OPPONENTS | 24 | 9 | 14 | 0 | 0 | 0 | 1 | 24/23 | 19/13 | 0 | 206 |

| RUSHING | Att | Yds | Avg | LG | TD |
|-------------------|------------|-------------|------------|-----------|----------|
| Moore, Jeff | 85 | 281 | 3.3 | 19 | 4 |
| Ring, Bill | 48 | 183 | 3.8 | 11 | 1 |
| Montana, Joe | 30 | 118 | 3.9 | 21 | 1 |
| Cooper, Earl | 24 | 77 | 3.2 | 9 | 0 |
| Williams, Vince | 20 | 68 | 3.4 | 12 | 0 |
| Easley, Walt | 5 | 11 | 2.2 | 5 | 0 |
| Lawrence, Amos | 5 | 7 | 1.4 | 4 | 0 |
| Nehemiah, Renaldo | 1 | -1 | -1.0 | -1 | 0 |
| Solomon, Freddie | 1 | -4 | -4.0 | -4 | 0 |
| 49ERS | 219 | 740 | 3.4 | 21 | 6 |
| OPPONENTS | 303 | 1199 | 4.0 | 54 | 9 |

| RECEIVING | No | Yds | Avg | LG | TD |
|-------------------|------------|-------------|-------------|-----------|-----------|
| Clark, Dwight | 60 | 913 | 15.2 | 51 | 5 |
| Moore, Jeff | 37 | 405 | 11.0 | 55 | 4 |
| Francis, Russ | 23 | 278 | 12.1 | 26 | 2 |
| Young, Charle | 22 | 189 | 8.6 | 30 | 0 |
| Solomon, Freddie | 19 | 323 | 17.0 | 46t | 3 |
| Cooper, Earl | 19 | 153 | 8.1 | 20 | 1 |
| Ring, Bill | 13 | 94 | 7.2 | 15 | 0 |
| Nehemiah, Renaldo | 8 | 161 | 20.1 | 55 | 1 |
| Wilson, Mike | 6 | 80 | 13.3 | 27 | 1 |
| Williams, Vince | 4 | 33 | 8.3 | 13 | 0 |
| Ramson, Eason | 2 | 27 | 13.5 | 21 | 0 |
| Lawrence, Amos | 2 | 12 | 6.0 | 6 | 0 |
| 49ERS | 215 | 2668 | 12.4 | 55 | 17 |
| OPPONENTS | 158 | 1949 | 12.3 | 46 | 14 |

| INTERCEPTIONS | No | Yds | Avg | LG | TD |
|------------------|-----------|------------|-------------|------------|----------|
| Hicks, Dwight | 3 | 5 | 1.7 | 3 | 0 |
| Lott, Ronnie | 2 | 95 | 47.5 | 83t | 1 |
| Wright, Eric | 1 | 31 | 31.0 | 31 | 0 |
| Horn, Bob | 1 | 19 | 19.0 | 19 | 0 |
| Reynolds, Jack | 1 | 0 | 0.0 | 0 | 0 |
| Harper, Willie | 1 | 0 | 0.0 | 0 | 0 |
| 49ERS | 9 | 150 | 16.7 | 83t | 1 |
| OPPONENTS | 11 | 130 | 11.8 | 32 | 0 |

| KICKOFF RETURNS | No | Yds | Avg | LG | TD |
|------------------|-----------|------------|-------------|-----------|----------|
| McLemore, Dana | 16 | 353 | 22.1 | 45 | 0 |
| Lawrence, Amos | 9 | 190 | 21.1 | 30 | 0 |
| Ring, Bill | 6 | 145 | 24.2 | 41 | 0 |
| Ramson, Eason | 2 | 20 | 10.0 | 13 | 0 |
| Ferrari, Ron | 2 | 19 | 9.5 | 11 | 0 |
| Moore, Jeff | 1 | 15 | 15.0 | 15 | 0 |
| 49ERS | 36 | 742 | 20.6 | 45 | 0 |
| OPPONENTS | 40 | 857 | 21.4 | 55 | 0 |

| PUNT RETURNS | No | FC | Yds | Avg | LG | TD |
|------------------|-----------|----------|------------|-------------|------------|----------|
| McLemore, Dana | 7 | 0 | 156 | 22.3 | 93t | 1 |
| Solomon, Freddie | 13 | 1 | 122 | 9.4 | 27 | 0 |
| Hicks, Dwight | 10 | 1 | 54 | 5.4 | 13 | 0 |
| Ring, Bill | 0 | 1 | 0 | 0.0 | 0 | 0 |
| 49ERS | 30 | 3 | 332 | 11.1 | 93t | 1 |
| OPPONENTS | 20 | 4 | 224 | 11.2 | 67t | 1 |

| PUNTING | No | Yds | Avg | TB | I-20 | LG | Bik |
|------------------|-----------|-------------|-------------|----------|-----------|-----------|----------|
| Miller, Jim | 44 | 1676 | 38.1 | 3 | 11 | 80 | 1 |
| 49ERS | 45 | 1676 | 37.2 | 3 | 11 | 80 | 1 |
| OPPONENTS | 50 | 2134 | 42.7 | 5 | 10 | 58 | 0 |

| PASSING | Att | Comp | Pct | Yds | LG | TD | Int | QB |
|------------------|------------|------------|-------------|-------------|-----------|-----------|-----------|-------------|
| Montana, Joe | 346 | 213 | 61.6 | 2613 | 55 | 17 | 11 | 88.0 |
| Francis, Russ | 1 | 1 | 100.0 | 45 | 45 | 0 | 0 | 118.8 |
| Benjamin, Guy | 1 | 1 | 100.0 | 10 | 10 | 0 | 0 | 108.3 |
| 49ERS | 348 | 215 | 61.8 | 2668 | 55 | 17 | 11 | 88.6 |
| OPPONENTS | 278 | 158 | 56.8 | 1949 | 46 | 14 | 9 | 82.0 |



1983 (10-6/11-7)

NFC West Champions

Bill Walsh, Coach

| | | | |
|------------|----|-----------------------------------|------------|
| L | 17 | Philadelphia (55,775)–SA/S–3 | 22 |
| W | 48 | at Minnesota (58,167)–THN/S–8 | 17 |
| W | 42 | at St. Louis (38,130)/S–18 | 27 |
| W | 24 | Atlanta (57,814)/S–25 | 20 |
| W | 33 | at New England (54,293)/O–2 | 13 |
| L | 7 | Los Angeles Rams (59,119)/O–9 | 10 |
| W | 32 | at New Orleans (68,134)/O–16 | 13 |
| W | 45 | at Los Angeles Rams (66,070)/O–23 | 35 |
| L | 13 | New York Jets (54,796)/O–30 | 27 |
| L | 17 | Miami (57,832)/N–6 | 20 |
| W | 27 | New Orleans (40,022)/N–13 | 0 |
| L | 24 | at Atlanta (32,782)/N–20 | 28 |
| L | 3 | at Chicago (40,483)/N–27 | 13 |
| W | 35 | Tampa Bay (49,773)/D–4 | 21 |
| W | 23 | at Buffalo (38,039)/D–11 | 10 |
| W | 42 | Dallas (59,957)–MN/D–19 | 17 |
| 432 | | | 293 |

NFC PLAYOFF - DEC. 31

(at San Francisco – Candlestick Park)

| | | | |
|---|----|---------------------|----|
| W | 24 | Detroit (58,386)–SA | 23 |
|---|----|---------------------|----|

NFC CHAMPIONSHIP - JAN. 8

(at Washington, DC – RFK Stadium)

| | | | |
|---|----|---------------------|----|
| L | 21 | Washington (55,363) | 24 |
|---|----|---------------------|----|

TEAM STATISTICS

| | 49ers | Opp |
|------------------------------|--------------|------------|
| TOTAL FIRST DOWNS | 344 | 302 |
| By Rushing | 129 | 98 |
| By Passing | 199 | 181 |
| By Penalties | 16 | 23 |
| TOTAL YARDS GAINED | 6054 | 5189 |
| By Rushing | 2257 | 1936 |
| By Passing | 3797 | 3253 |
| TOTAL PLAYS FROM SCRIMMAGE | 1072 | 1032 |
| Rushes | 511 | 449 |
| Average Gain Per Rush | 4.4 | 4.3 |
| NET YARDS PASSING | 3797 | 3253 |
| Passes Attempted | 528 | 526 |
| Passes Completed | 339 | 322 |
| Percent Completed | 64.2 | 61.2 |
| Had Intercepted | 12 | 24 |
| Times Sacked | 33 | 57 |
| Lost Attempting to Pass | 224 | 448 |
| PUNTS | 65 | 73 |
| Total Yardage of Punts | 2552 | 2993 |
| Average Length | 39.3 | 41.0 |
| KICKOFF RETURNS | 52 | 78 |
| Total Yards Returned | 958 | 1675 |
| Average Length of Return | 18.4 | 21.5 |
| PENALTIES | 89 | 91 |
| Yards Penalized | 695 | 793 |
| FUMBLES | 27 | 39 |
| Own Fumbles Recovered | 8 | 21 |
| Opponents' Fumbles Recovered | 18 | 19 |
| FIELD GOALS | 25 | 17 |
| Field Goals Attempted | 30 | 27 |
| TOTAL POINTS SCORED | 432 | 293 |
| Touchdowns Scored | 51 | 35 |
| Touchdowns Rushing | 17 | 10 |
| Touchdowns Passing | 27 | 23 |
| Touchdown Returns | 7 | 2 |
| Extra Points | 51 | 32 |
| Safeties | 0 | 0 |
| AVG. TIME OF POSSESSION | 30:12 | 29:48 |

SCORING

| | TDs | Ru | Pa | Int | Fu | KO | Pu | PAT | FG | S | Pts |
|------------------|------------|-----------|-----------|------------|-----------|-----------|-----------|------------|-----------|----------|------------|
| Wersching, Ray | 0 | 0 | 0 | 0 | 0 | 0 | 0 | 51/51 | 30/25 | 0 | 126 |
| Craig, Roger | 12 | 8 | 4 | 0 | 0 | 0 | 0 | 0/0 | 0/0 | 0 | 72 |
| Clark, Dwight | 8 | 0 | 8 | 0 | 0 | 0 | 0 | 0/0 | 0/0 | 0 | 48 |
| Tyler, Wendell | 6 | 4 | 2 | 0 | 0 | 0 | 0 | 0/0 | 0/0 | 0 | 36 |
| Francis, Russ | 4 | 0 | 4 | 0 | 0 | 0 | 0 | 0/0 | 0/0 | 0 | 24 |
| Solomon, Freddie | 4 | 0 | 4 | 0 | 0 | 0 | 0 | 0/0 | 0/0 | 0 | 24 |
| Cooper, Earl | 3 | 0 | 3 | 0 | 0 | 0 | 0 | 0/0 | 0/0 | 0 | 18 |

(continued)

SCORING

| | TDs | Ru | Pa | Int | Fu | KO | Pu | PAT | FG | S | Pts |
|-------------------|------------|-----------|-----------|------------|-----------|-----------|-----------|------------|-----------|----------|------------|
| Hicks, Dwight | 2 | 0 | 0 | 2 | 0 | 0 | 0 | 0/0 | 0/0 | 0 | 12 |
| Montana, Joe | 2 | 2 | 0 | 0 | 0 | 0 | 0 | 0/0 | 0/0 | 0 | 12 |
| Ring, Bill | 2 | 2 | 0 | 0 | 0 | 0 | 0 | 0/0 | 0/0 | 0 | 12 |
| Wright, Eric | 2 | 0 | 0 | 2 | 0 | 0 | 0 | 0/0 | 0/0 | 0 | 12 |
| Board, Dwaine | 1 | 0 | 0 | 0 | 1 | 0 | 0 | 0/0 | 0/0 | 0 | 6 |
| Collier, Tim | 1 | 0 | 0 | 1 | 0 | 0 | 0 | 0/0 | 0/0 | 0 | 6 |
| McLemore, Dana | 1 | 0 | 0 | 0 | 0 | 0 | 1 | 0/0 | 0/0 | 0 | 6 |
| Moore, Jeff | 1 | 1 | 0 | 0 | 0 | 0 | 0 | 0/0 | 0/0 | 0 | 6 |
| Nehemiah, Renaldo | 1 | 0 | 1 | 0 | 0 | 0 | 0 | 0/0 | 0/0 | 0 | 6 |
| Ramson, Eason | 1 | 0 | 1 | 0 | 0 | 0 | 0 | 0/0 | 0/0 | 0 | 6 |

49ERS

| | | | | | | | | | | |
|-----------|-----------|-----------|----------|----------|----------|----------|--------------|--------------|----------|------------|
| 51 | 17 | 27 | 5 | 1 | 0 | 1 | 51/51 | 30/25 | 0 | 432 |
|-----------|-----------|-----------|----------|----------|----------|----------|--------------|--------------|----------|------------|

OPPONENTS

| | | | | | | | | | | |
|-----------|-----------|-----------|----------|----------|----------|----------|--------------|--------------|----------|------------|
| 35 | 10 | 23 | 1 | 1 | 0 | 1 | 33/32 | 27/17 | 0 | 293 |
|-----------|-----------|-----------|----------|----------|----------|----------|--------------|--------------|----------|------------|

RUSHING

| | Att | Yds | Avg | LG | TD |
|------------------|------------|------------|------------|-----------|-----------|
| Tyler, Wendell | 176 | 856 | 4.9 | 39 | 4 |
| Craig, Roger | 176 | 725 | 4.1 | 71 | 8 |
| Montana, Joe | 61 | 284 | 4.7 | 18 | 2 |
| Ring, Bill | 64 | 254 | 4.0 | 25 | 2 |
| Moore, Jeff | 15 | 43 | 2.9 | 14 | 1 |
| Orosz, Tom | 2 | 39 | 19.5 | 23 | 0 |
| Monroe, Carl | 10 | 23 | 2.3 | 5 | 0 |
| Clark, Dwight | 3 | 18 | 6.0 | 9 | 0 |
| Cavanaugh, Matt | 1 | 8 | 8.0 | 8 | 0 |
| Ramson, Eason | 1 | 3 | 3.0 | 3 | 0 |
| Solomon, Freddie | 1 | 3 | 3.0 | 3 | 0 |
| Benjamin, Guy | 1 | 1 | 1.0 | 1 | 0 |

49ERS

| | | | | |
|------------|-------------|------------|-----------|-----------|
| 511 | 2257 | 4.4 | 71 | 17 |
|------------|-------------|------------|-----------|-----------|

OPPONENTS

| | | | | |
|------------|-------------|------------|-----------|-----------|
| 449 | 1936 | 4.3 | 49 | 10 |
|------------|-------------|------------|-----------|-----------|

RECEIVING

| | No | Yds | Avg | LG | TD |
|-------------------|-----------|------------|------------|-----------|-----------|
| Clark, Dwight | 70 | 840 | 12.0 | 46t | 8 |
| Craig, Roger | 48 | 427 | 8.9 | 23 | 4 |
| Tyler, Wendell | 34 | 285 | 8.4 | 26 | 2 |
| Francis, Russ | 33 | 357 | 10.8 | 25 | 4 |
| Solomon, Freddie | 31 | 662 | 21.4 | 77t | 4 |
| Wilson, Mike | 30 | 433 | 14.4 | 49 | 0 |
| Ring, Bill | 23 | 182 | 7.9 | 24 | 0 |
| Moore, Jeff | 19 | 206 | 10.8 | 34 | 0 |
| Nehemiah, Renaldo | 17 | 236 | 13.9 | 27 | 1 |
| Ramson, Eason | 17 | 125 | 7.4 | 16 | 1 |
| Cooper, Earl | 15 | 207 | 13.8 | 73t | 3 |
| Monroe, Carl | 2 | 61 | 30.5 | 50 | 0 |

49ERS

| | | | | |
|------------|-------------|-------------|------------|-----------|
| 339 | 4021 | 11.9 | 77t | 27 |
|------------|-------------|-------------|------------|-----------|

OPPONENTS

| | | | | |
|------------|-------------|-------------|------------|-----------|
| 322 | 3701 | 11.5 | 76t | 23 |
|------------|-------------|-------------|------------|-----------|

INTERCEPTIONS

| | No | Yds | Avg | LG | TD |
|---------------------|-----------|------------|------------|-----------|-----------|
| Wright, Eric | 7 | 164 | 23.4 | 60t | 2 |
| Williamson, Carlton | 4 | 51 | 12.8 | 26 | 0 |
| Lott, Ronnie | 4 | 22 | 5.5 | 22 | 0 |
| Collier, Tim | 3 | 32 | 10.7 | 32t | 1 |
| Hicks, Dwight | 2 | 102 | 51.0 | 62t | 2 |
| Leopold, Bobby | 2 | 13 | 6.5 | 9 | 0 |
| Harper, Willie | 1 | 37 | 37.0 | 37 | 0 |
| Pillers, Lawrence | 1 | 16 | 16.0 | 16 | 0 |

49ERS

| | | | | |
|-----------|------------|-------------|------------|----------|
| 24 | 437 | 18.2 | 62t | 5 |
|-----------|------------|-------------|------------|----------|

OPPONENTS

| | | | | |
|-----------|------------|-------------|------------|----------|
| 12 | 168 | 14.0 | 43t | 1 |
|-----------|------------|-------------|------------|----------|

KICKOFF RETURNS

| | No | Yds | Avg | LG | TD |
|----------------|-----------|------------|------------|-----------|-----------|
| McLemore, Dana | 30 | 576 | 19.2 | 39 | 0 |
| Monroe, Carl | 8 | 152 | 19.0 | 32 | 0 |
| Moore, Jeff | 7 | 117 | 16.7 | 46 | 0 |
| Ring, Bill | 4 | 68 | 17.0 | 18 | 0 |
| Cooper, Earl | 3 | 45 | 15.0 | 20 | 0 |

49ERS

| | | | | |
|-----------|------------|-------------|-----------|----------|
| 52 | 958 | 18.4 | 46 | 0 |
|-----------|------------|-------------|-----------|----------|

OPPONENTS

| | | | | |
|-----------|-------------|-------------|-----------|----------|
| 78 | 1675 | 21.5 | 50 | 0 |
|-----------|-------------|-------------|-----------|----------|

PUNT RETURNS

| | No | FC | Yds | Avg | LG | TD |
|------------------|-----------|-----------|------------|------------|-----------|-----------|
| McLemore, Dana | 31 | 6 | 331 | 10.7 | 56t | 1 |
| Solomon, Freddie | 5 | 3 | 34 | 6.8 | 11 | 0 |

49ERS

| | | | | | |
|-----------|----------|------------|-------------|------------|----------|
| 36 | 9 | 365 | 10.1 | 56t | 1 |
|-----------|----------|------------|-------------|------------|----------|

OPPONENTS

| | | | | | |
|-----------|----------|------------|------------|-----------|----------|
| 38 | 7 | 278 | 7.3 | 19 | 0 |
|-----------|----------|------------|------------|-----------|----------|

PUNTING

| | No | Yds | Avg | TB | I-20 | LG | Bk |
|------------------|-----------|-------------|-------------|-----------|-------------|-----------|-----------|
| Orosz, Tom | 65 | 2552 | 39.3 | 6 | 16 | 61 | 1 |
| 49ERS | 65 | 2552 | 38.7 | 6 | 17 | 61 | 1 |
| OPPONENTS | 73 | 2993 | 40.5 | 9 | 15 | 60 | 1 |

PASSING

| | Att | Comp | Pct | Yds | LG | TD | Int | QB |
|------------------|------------|-------------|-------------|-------------|------------|-----------|------------|-------------|
| Montana, Joe | 515 | 332 | 64.5 | 3910 | 77t | 26 | 12 | 94.5 |
| Benjamin, Guy | 12 | 7 | 58.3 | 111 | 73t | 1 | 0 | 117.0 |
| Clark, Dwight | 1 | 0 | 0.0 | 0 | 0 | 0 | 0 | 39.6 |
| 49ERS | 528 | 339 | 64.2 | 4021 | 77t | 27 | 12 | 94.9 |
| OPPONENTS | 526 | 322 | 61.2 | 3701 | 76t | 23 | 24 | 78.0 |



1984 (15-1/18-1)
NFC West Champions – World Champions
Bill Walsh, Coach

| | | | |
|---|----|------------------------------------|------------|
| W | 30 | at Detroit (56,782)/S–2 | 27 |
| W | 37 | Washington (59,707)–MN/S–10 | 31 |
| W | 30 | New Orleans (57,611)/S–16 | 20 |
| W | 21 | at Philadelphia (62,771)/S–23 | 9 |
| W | 14 | Atlanta (57,990)/S–30 | 5 |
| W | 31 | at New York Giants (76,112)–MN/O–8 | 10 |
| L | 17 | Pittsburgh (59,110)/O–14 | 20 |
| W | 34 | at Houston (39,900)/O–21 | 21 |
| W | 33 | at Los Angeles Rams (65,481)/O–28 | 0 |
| W | 23 | Cincinnati (58,234)/N–4 | 17 |
| W | 41 | at Cleveland (60,092)/N–11 | 7 |
| W | 24 | Tampa Bay (57,704)/N–18 | 17 |
| W | 35 | at New Orleans (65,177)/N–25 | 3 |
| W | 35 | at Atlanta (29,644)/D–2 | 17 |
| W | 51 | Minnesota (56,670)–SA/D–8 | 7 |
| W | 19 | Los Angeles Rams (59,743)–FN/D–14 | 16 |
| 475 | | | 227 |
| NFC PLAYOFF - DEC. 29 | | | |
| (at San Francisco – Candlestick Park) | | | |
| W | 21 | New York Giants (60,303)–SA | 10 |
| NFC CHAMPIONSHIP - JAN. 6 | | | |
| (at San Francisco – Candlestick Park) | | | |
| W | 23 | Chicago (61,040) | 0 |
| SUPER BOWL XIX - JAN. 20 | | | |
| (at Palo Alto, California – Stanford Stadium) | | | |
| W | 38 | Miami (84,059) | 16 |

| | | |
|------------------------------|--|------------|
| TEAM STATISTICS | 49ers | Opp |
| TOTAL FIRST DOWNS | 356 | 302 |
| By Rushing | 138 | 101 |
| By Passing | 204 | 173 |
| By Penalties | 14 | 28 |
| TOTAL YARDS GAINED | 6366 | 5176 |
| By Rushing | 2465 | 1795 |
| By Passing | 3901 | 3381 |
| TOTAL PLAYS FROM SCRIMMAGE | 1057 | 1029 |
| Rushes | 534 | 432 |
| Average Gain Per Rush | 4.6 | 4.2 |
| NET YARDS PASSING | 3901 | 3381 |
| Passes Attempted | 496 | 546 |
| Passes Completed | 312 | 298 |
| Percent Completed | 62.9 | 54.6 |
| Had Intercepted | 10 | 25 |
| Times Sacked | 27 | 51 |
| Lost Attempting to Pass | 178 | 363 |
| PUNTS | 61 | 80 |
| Total Yardage of Punts | 2536 | 3239 |
| Average Length | 41.6 | 40.5 |
| KICKOFF RETURNS | 47 | 78 |
| Total Yards Returned | 1039 | 1499 |
| Average Length of Return | 22.1 | 19.2 |
| PENALTIES | 100 | 91 |
| Yards Penalized | 884 | 723 |
| FUMBLES | 26 | 28 |
| Own Fumbles Recovered | 14 | 15 |
| Opponents' Fumbles Recovered | 13 | 12 |
| FIELD GOALS | 25 | 19 |
| Field Goals Attempted | 35 | 25 |
| TOTAL POINTS SCORED | 475 | 227 |
| Touchdowns Scored | 57 | 24 |
| Touchdowns Rushing | 21 | 10 |
| Touchdowns Passing | 32 | 14 |
| Touchdown Returns | 4 | 0 |
| Extra Points | 56 | 19 |
| Safeties | 1 | 1 |
| AVG. TIME OF POSSESSION | 30:26 | 29:34 |
| SCORING | TDs Ru Pa Int Fu KO Pu PAT FG S Pts | |
| Wersching, Ray | 0 0 0 0 0 0 0 56/56 35/25 0 131 | |
| Solomon, Freddie | 11 1 10 0 0 0 0 0/0 0/0 0 66 | |
| Craig, Roger | 10 7 3 0 0 0 0 0/0 0/0 0 60 | |
| Tyler, Wendell | 9 7 2 0 0 0 0 0/0 0/0 0 54 | |
| Clark, Dwight | 6 0 6 0 0 0 0 0/0 0/0 0 36 | |
| Cooper, Earl | 4 0 4 0 0 0 0 0/0 0/0 0 24 | |
| Ring, Bill | 3 3 0 0 0 0 0 0/0 0/0 0 18 | |
| Francis, Russ | 2 0 2 0 0 0 0 0/0 0/0 0 12 | |
| McLemore, Dana | 2 0 0 1 0 0 0 0/0 0/0 0 12 | |

(continued)

| | | | | | | | | | | |
|----------------------------------|--|--|--|--|--|--|--|--|--|--|
| SCORING | TDs Ru Pa Int Fu KO Pu PAT FG S Pts | | | | | | | | | |
| +Montana, Joe | 2 2 0 0 0 0 0 1/0 0/0 0 12 | | | | | | | | | |
| Nehemiah, Renaldo | 2 0 2 0 0 0 0 0/0 0/0 0 12 | | | | | | | | | |
| Johnson, Gary | 1 0 0 0 1 0 0 0/0 0/0 1 8 | | | | | | | | | |
| Frank, John | 1 0 1 0 0 0 0 0/0 0/0 0 6 | | | | | | | | | |
| Harmon, Derrick | 1 1 0 0 0 0 0 0/0 0/0 0 6 | | | | | | | | | |
| Monroe, Carl | 1 0 1 0 0 0 0 0/0 0/0 0 6 | | | | | | | | | |
| Shell, Todd | 1 0 0 1 0 0 0 0/0 0/0 0 6 | | | | | | | | | |
| Wilson, Mike | 1 0 1 0 0 0 0 0/0 0/0 0 6 | | | | | | | | | |
| 49ERS | 57 21 32 2 1 0 1 57/56 35/25 1 475 | | | | | | | | | |
| OPPONENTS | 24 10 14 0 0 0 0 24/24 25/19 1 227 | | | | | | | | | |
| + incomplete pass on PAT attempt | | | | | | | | | | |
| RUSHING | Att Yds Avg LG TD | | | | | | | | | |
| Tyler, Wendell | 246 1262 5.1 40 7 | | | | | | | | | |
| Craig, Roger | 155 649 4.2 28 7 | | | | | | | | | |
| Harmon, Derrick | 39 192 4.9 19 1 | | | | | | | | | |
| Ring, Bill | 38 162 4.3 34 3 | | | | | | | | | |
| Montana, Joe | 39 118 3.0 15 2 | | | | | | | | | |
| Solomon, Freddie | 6 72 12.0 47 1 | | | | | | | | | |
| Cooper, Earl | 3 13 4.3 7 0 | | | | | | | | | |
| Monroe, Carl | 3 13 4.3 7 0 | | | | | | | | | |
| Runager, Max | 1 -5 -5.0 -5 0 | | | | | | | | | |
| Cavanaugh, Matt | 4 -11 -2.8 -1 0 | | | | | | | | | |
| 49ERS | 534 2465 4.6 47 21 | | | | | | | | | |
| OPPONENTS | 432 1795 4.2 25 10 | | | | | | | | | |
| RECEIVING | No Yds Avg LG TD | | | | | | | | | |
| Craig, Roger | 71 675 9.5 64t 3 | | | | | | | | | |
| Clark, Dwight | 52 880 16.9 80t 6 | | | | | | | | | |
| Cooper, Earl | 41 459 11.2 26 4 | | | | | | | | | |
| Solomon, Freddie | 40 737 18.4 64t 10 | | | | | | | | | |
| Tyler, Wendell | 28 230 8.2 26t 2 | | | | | | | | | |
| Francis, Russ | 23 285 12.4 32 2 | | | | | | | | | |
| Nehemiah, Renaldo | 18 357 19.8 59t 2 | | | | | | | | | |
| Wilson, Mike | 17 245 14.4 44 1 | | | | | | | | | |
| Monroe, Carl | 11 139 12.6 47 1 | | | | | | | | | |
| Frank, John | 7 60 8.6 21 1 | | | | | | | | | |
| Ring, Bill | 3 10 3.3 15 0 | | | | | | | | | |
| Harmon, Derrick | 1 2 2.0 2 0 | | | | | | | | | |
| 49ERS | 312 4079 13.1 80t 32 | | | | | | | | | |
| OPPONENTS | 298 3744 12.6 61 14 | | | | | | | | | |
| INTERCEPTIONS | No Yds Avg LG TD | | | | | | | | | |
| Turner, Keena | 4 51 12.8 21 0 | | | | | | | | | |
| Lott, Ronnie | 4 26 6.5 15 0 | | | | | | | | | |
| Shell, Todd | 3 81 27.0 53t 1 | | | | | | | | | |
| Hicks, Dwight | 3 42 14.0 29 0 | | | | | | | | | |
| McLemore, Dana | 2 54 27.0 54t 1 | | | | | | | | | |
| Williamson, Carlton | 2 42 21.0 26 0 | | | | | | | | | |
| Fahnhorst, Jim | 2 9 4.5 9 0 | | | | | | | | | |
| Wright, Eric | 2 0 0.0 0 0 | | | | | | | | | |
| Fuller, Jeff | 1 38 38.0 38 0 | | | | | | | | | |
| Bunz, Dan | 1 2 2.0 2 0 | | | | | | | | | |
| Clark, Mario | 1 0 0.0 0 0 | | | | | | | | | |
| 49ERS | 25 345 13.8 54t 2 | | | | | | | | | |
| OPPONENTS | 10 155 15.5 43 0 | | | | | | | | | |
| KICKOFF RETURNS | No Yds Avg LG TD | | | | | | | | | |
| Monroe, Carl | 27 561 20.8 44 0 | | | | | | | | | |
| Harmon, Derrick | 13 357 27.5 51 0 | | | | | | | | | |
| McLemore, Dana | 3 80 26.7 50 0 | | | | | | | | | |
| Ring, Bill | 1 27 27.0 27 0 | | | | | | | | | |
| Wilson, Mike | 1 14 14.0 14 0 | | | | | | | | | |
| Cooper, Earl | 1 0 0.0 0 0 | | | | | | | | | |
| McIntyre, Guy | 1 0 0.0 0 0 | | | | | | | | | |
| 49ERS | 47 1039 22.1 51 0 | | | | | | | | | |
| OPPONENTS | 78 1499 19.2 38 0 | | | | | | | | | |
| PUNT RETURNS | No FC Yds Avg LG TD | | | | | | | | | |
| McLemore, Dana | 45 11 521 11.6 79t 1 | | | | | | | | | |
| 49ERS | 45 11 521 11.6 79t 1 | | | | | | | | | |
| OPPONENTS | 30 4 190 6.3 25 0 | | | | | | | | | |
| PUNTING | No Yds Avg TB I-20 LG Blk | | | | | | | | | |
| Runager, Max | 56 2341 41.8 12 18 59 1 | | | | | | | | | |
| Orosz, Tom | 5 195 39.0 0 1 55 0 | | | | | | | | | |
| 49ERS | 61 2536 40.9 12 19 59 1 | | | | | | | | | |
| OPPONENTS | 80 3239 40.5 4 13 58 1 | | | | | | | | | |
| PASSING | Att Comp Pct Yds LG TD Int QB | | | | | | | | | |
| Montana, Joe | 432 279 64.6 3630 80t 28 10 102.9 | | | | | | | | | |
| Cavanaugh, Matt | 61 33 54.1 449 51t 4 0 99.7 | | | | | | | | | |
| Harmon, Derrick | 2 0 0.0 0 0 0 0 39.6 | | | | | | | | | |
| Clark, Dwight | 1 0 0.0 0 0 0 0 39.6 | | | | | | | | | |
| 49ERS | 496 312 62.9 4079 80t 32 10 101.9 | | | | | | | | | |
| OPPONENTS | 546 298 54.6 3744 61 14 25 65.6 | | | | | | | | | |



1985 (10-6/10-7)
Bill Walsh, Coach

| | | | |
|---|----|--------------------------------------|------------|
| L | 21 | at Minnesota (57,375)/S-8 | 28 |
| W | 35 | Atlanta (58,923)/S-15 | 16 |
| W | 34 | at Los Angeles Raiders (87,006)/S-22 | 10 |
| L | 17 | New Orleans (58,053)/S-29 | 20 |
| W | 38 | at Atlanta (44,740)/O-6 | 17 |
| L | 10 | Chicago (60,523)/O-13 | 26 |
| L | 21 | at Detroit (67,715)/O-20 | 23 |
| W | 28 | at Los Angeles Rams (65,939)/O-27 | 14 |
| W | 24 | Philadelphia (58,383)/N-3 | 13 |
| L | 16 | at Denver (73,173)-MN/N-11 | 17 |
| W | 31 | Kansas City (56,447)/N-17 | 3 |
| W | 19 | Seattle (57,482)-MN/N-25 | 6 |
| W | 35 | at Washington (51,321)/D-1 | 8 |
| L | 20 | Los Angeles Rams (60,581)-MN/D-9 | 27 |
| W | 31 | at New Orleans (46,065)/D-15 | 19 |
| W | 31 | Dallas (60,114)/D-22 | 16 |
| 411 | | | 263 |
| NFC WILD CARD - DEC. 28 | | | |
| (at Meadowlands, N.J. - Giants Stadium) | | | |
| L | 3 | New York Giants (75,842)-SA | 17 |

| TEAM STATISTICS | 49ers | Opp |
|------------------------------|-------|-------|
| TOTAL FIRST DOWNS | 340 | 293 |
| By Rushing | 137 | 89 |
| By Passing | 179 | 183 |
| By Penalties | 24 | 21 |
| TOTAL YARDS GAINED | 5920 | 5191 |
| By Rushing | 2232 | 1683 |
| By Passing | 3688 | 3508 |
| TOTAL PLAYS FROM SCRIMMAGE | 1069 | 1116 |
| Rushes | 477 | 435 |
| Average Gain Per Rush | 4.7 | 3.9 |
| NET YARDS PASSING | 3688 | 3508 |
| Passes Attempted | 550 | 621 |
| Passes Completed | 331 | 346 |
| Percent Completed | 60.2 | 55.7 |
| Had Intercepted | 14 | 18 |
| Times Sacked | 42 | 60 |
| Lost Attempting to Pass | 299 | 457 |
| PUNTS | 86 | 92 |
| Total Yardage of Punts | 3422 | 3644 |
| Average Length | 39.8 | 39.6 |
| KICKOFF RETURNS | 58 | 72 |
| Total Yards Returned | 1269 | 1485 |
| Average Length of Return | 21.9 | 20.6 |
| PENALTIES | 105 | 106 |
| Yards Penalized | 868 | 778 |
| FUMBLES | 29 | 31 |
| Own Fumbles Recovered | 9 | 14 |
| Opponents' Fumbles Recovered | 17 | 20 |
| FIELD GOALS | 13 | 27 |
| Field Goals Attempted | 21 | 35 |
| TOTAL POINTS SCORED | 411 | 263 |
| Touchdowns Scored | 53 | 26 |
| Touchdowns Rushing | 20 | 10 |
| Touchdowns Passing | 28 | 11 |
| Touchdown Returns | 5 | 5 |
| Extra Points | 52 | 24 |
| Safeties | 1 | 1 |
| AVG. TIME OF POSSESSION | 28:45 | 31:15 |

| SCORING | TDs | Ru | Pa | Int | Fu | KO | Pu | PAT | FG | S | Pts |
|----------------|-----|----|----|-----|----|----|----|-------|-------|---|-----|
| Wersching, Ray | 0 | 0 | 0 | 0 | 0 | 0 | 0 | 53/52 | 21/13 | 0 | 91 |
| Craig, Roger | 15 | 9 | 6 | 0 | 0 | 0 | 0 | 0/0 | 0/0 | 0 | 90 |
| Clark, Dwight | 10 | 0 | 10 | 0 | 0 | 0 | 0 | 0/0 | 0/0 | 0 | 60 |
| Tyler, Wendell | 8 | 6 | 2 | 0 | 0 | 0 | 0 | 0/0 | 0/0 | 0 | 48 |
| Rice, Jerry | 4 | 1 | 3 | 0 | 0 | 0 | 0 | 0/0 | 0/0 | 0 | 24 |
| Francis, Russ | 3 | 0 | 3 | 0 | 0 | 0 | 0 | 0/0 | 0/0 | 0 | 18 |
| Montana, Joe | 3 | 3 | 0 | 0 | 0 | 0 | 0 | 0/0 | 0/0 | 0 | 18 |
| Wilson, Mike | 2 | 0 | 2 | 0 | 0 | 0 | 0 | 0/0 | 0/0 | 0 | 12 |
| Frank, John | 1 | 0 | 1 | 0 | 0 | 0 | 0 | 0/0 | 0/0 | 0 | 6 |
| McColl, Milt | 1 | 0 | 0 | 0 | 1 | 0 | 0 | 0/0 | 0/0 | 0 | 6 |
| McIntyre, Guy | 1 | 0 | 0 | 0 | 1 | 0 | 0 | 0/0 | 0/0 | 0 | 6 |

(continued)

| SCORING | TDs | Ru | Pa | Int | Fu | KO | Pu | PAT | FG | S | Pts |
|---------------------|-----------|-----------|-----------|----------|----------|-------------|--------------|--------------|--------------|------------|------------|
| Monroe, Carl | 1 | 0 | 0 | 0 | 0 | 1 | 0 | 0/0 | 0/0 | 0 | 6 |
| Ring, Bill | 1 | 1 | 0 | 0 | 0 | 0 | 0 | 0/0 | 0/0 | 0 | 6 |
| Solomon, Freddie | 1 | 0 | 1 | 0 | 0 | 0 | 0 | 0/0 | 0/0 | 0 | 6 |
| Turner, Keena | 1 | 0 | 0 | 0 | 1 | 0 | 0 | 0/0 | 0/0 | 0 | 6 |
| Williamson, Carlton | 1 | 0 | 0 | 1 | 0 | 0 | 0 | 0/0 | 0/0 | 0 | 6 |
| Harty, John | 0 | 0 | 0 | 0 | 0 | 0 | 0 | 0/0 | 0/0 | 1 | 2 |
| 49ERS | 53 | 20 | 28 | 1 | 3 | 1 | 0 | 53/52 | 21/13 | 1 | 411 |
| OPPONENTS* | 26 | 10 | 11 | 1 | 0 | 12** | 24/26 | 35/27 | 1 | 263 | |

*ret. blkd FGA **rcvrd blkd punt (1)

| RUSHING | Att | Yds | Avg | LG | TD |
|------------------|------------|-------------|------------|------------|-----------|
| Craig, Roger | 214 | 1050 | 4.9 | 62t | 9 |
| Tyler, Wendell | 171 | 867 | 5.1 | 30 | 6 |
| Montana, Joe | 42 | 153 | 3.6 | 16 | 3 |
| Harmon, Derrick | 28 | 92 | 3.3 | 17 | 0 |
| Rice, Jerry | 6 | 26 | 4.3 | 15t | 1 |
| Ring, Bill | 8 | 23 | 2.9 | 9t | 1 |
| Cooper, Earl | 2 | 12 | 6.0 | 14 | 0 |
| Cavanaugh, Matt | 4 | 5 | 1.3 | 13 | 0 |
| Solomon, Freddie | 2 | 4 | 2.0 | 6 | 0 |
| 49ERS | 477 | 2232 | 4.7 | 62t | 20 |
| OPPONENTS | 435 | 1683 | 3.9 | 41 | 10 |

| RECEIVING | No | Yds | Avg | LG | TD |
|------------------|------------|-------------|-------------|------------|-----------|
| Craig, Roger | 92 | 1016 | 11.0 | 73 | 6 |
| Clark, Dwight | 54 | 705 | 13.1 | 49t | 10 |
| Rice, Jerry | 49 | 927 | 18.9 | 66t | 3 |
| Francis, Russ | 44 | 478 | 10.9 | 25 | 3 |
| Solomon, Freddie | 25 | 259 | 10.4 | 39 | 1 |
| Tyler, Wendell | 20 | 154 | 7.7 | 16 | 2 |
| Harmon, Derrick | 14 | 123 | 8.8 | 42 | 0 |
| Wilson, Mike | 10 | 165 | 16.5 | 52t | 2 |
| Monroe, Carl | 10 | 51 | 5.1 | 9 | 0 |
| Frank, John | 7 | 50 | 7.1 | 14 | 1 |
| Cooper, Earl | 4 | 45 | 11.3 | 20 | 0 |
| Ring, Bill | 2 | 14 | 7.0 | 8 | 0 |
| 49ERS | 331 | 3987 | 12.0 | 73 | 28 |
| OPPONENTS | 346 | 3965 | 11.5 | 82t | 11 |

| INTERCEPTIONS | No | Yds | Avg | LG | TD |
|-----------------------|-----------|------------|-------------|------------|----------|
| Lott, Ronnie | 6 | 68 | 11.3 | 25 | 0 |
| Hicks, Dwight | 4 | 68 | 17.0 | 25 | 0 |
| Williamson, Carlton | 3 | 137 | 45.7 | 82 | 1 |
| Kovach, Jim (N.O./SF) | 1 | 53 | 53.0 | 53 | 0 |
| Shell, Todd | 1 | 33 | 33.0 | 33 | 0 |
| Fuller, Jeff | 1 | 4 | 4.0 | 4 | 0 |
| McLemore, Dana | 1 | 0 | 0.0 | 0 | 0 |
| Walter, Mike | 1 | 0 | 0.0 | 0 | 0 |
| Wright, Eric | 1 | 0 | 0.0 | 0 | 0 |
| 49ERS | 18 | 310 | 17.2 | 82 | 1 |
| OPPONENTS | 14 | 80 | 5.7 | 41t | 1 |

| KICKOFF RETURNS | No | Yds | Avg | LG | TD |
|------------------|-----------|-------------|-------------|------------|----------|
| Monroe, Carl | 28 | 717 | 25.6 | 95t | 1 |
| Harmon, Derrick | 23 | 467 | 20.3 | 37 | 0 |
| McLemore, Dana | 4 | 76 | 19.0 | 26 | 0 |
| Rice, Jerry | 1 | 6 | 6.0 | 6 | 0 |
| Lott, Ronnie | 1 | 2 | 2.0 | 2 | 0 |
| Frank, John | 1 | 1 | 1.0 | 1 | 0 |
| 49ERS | 58 | 1269 | 21.9 | 95t | 1 |
| OPPONENTS | 72 | 1485 | 20.6 | 86t | 1 |

| PUNT RETURNS | No | FC | Yds | Avg | LG | TD |
|------------------|-----------|-----------|------------|------------|------------|----------|
| McLemore, Dana | 38 | 14 | 258 | 6.8 | 22 | 0 |
| 49ERS | 38 | 14 | 258 | 6.8 | 22 | 0 |
| OPPONENTS | 33 | 6 | 294 | 8.9 | 63t | 1 |

| PUNTING | No | Yds | Avg | TB | I-20 | LG | Blk |
|------------------|-----------|-------------|-------------|----------|-----------|-----------|----------|
| Runager, Max | 86 | 3422 | 39.8 | 9 | 30 | 57 | 1 |
| 49ERS | 86 | 3422 | 39.8 | 9 | 30 | 57 | 1 |
| OPPONENTS | 92 | 3644 | 39.6 | 7 | 23 | 58 | 0 |

| PASSING | Att | Comp | Pct | Yds | LG | TD | Int | QB |
|------------------|------------|------------|-------------|-------------|------------|-----------|-----------|-------------|
| Montana, Joe | 494 | 303 | 61.3 | 3653 | 73 | 27 | 13 | 91.3 |
| Cavanaugh, Matt | 54 | 28 | 51.9 | 334 | 41t | 1 | 1 | 69.5 |
| Harmon, Derrick | 1 | 0 | 0.0 | 0 | 0 | 0 | 0 | 39.6 |
| Solomon, Freddie | 1 | 0 | 0.0 | 0 | 0 | 0 | 0 | 39.6 |
| 49ERS | 550 | 331 | 60.2 | 3987 | 73 | 28 | 14 | 88.8 |
| OPPONENTS | 621 | 346 | 55.7 | 3965 | 82t | 11 | 18 | 68.9 |



1986 (10-5-1/10-6-1)

NFC West Champions

Bill Walsh, Coach

| | | | |
|---|----|------------------------------------|---------|
| W | 31 | at Tampa Bay (50,780)/S-7 | 7 |
| L | 13 | at Los Angeles Rams (65,195)/S-14 | 16 |
| W | 26 | New Orleans (58,297)/S-21 | 17 |
| W | 31 | at Miami (70,264)/S-28 | 17 |
| W | 35 | Indianapolis (57,252)/O-5 | 14 |
| L | 24 | Minnesota (58,637)/O-12 | (OT) 27 |
| T | 10 | at Atlanta (55,306)/O-19 | (OT) 10 |
| W | 31 | at G.B. in Milwaukee (50,557)/O-26 | 17 |
| L | 10 | at New Orleans (52,234)/N-2 | 23 |
| W | 43 | St. Louis (59,172)/N-9 | 17 |
| L | 6 | at Washington (54,774)-MN/N-17 | 14 |
| W | 20 | Atlanta (58,747)/N-23 | 0 |
| L | 17 | New York Giants (59,777)-MN/D-1 | 21 |
| W | 24 | New York Jets (58,091)/D-7 | 10 |
| W | 29 | at New England (60,787)/D-14 | 24 |
| W | 24 | Los Angeles Rams (60,266)-FN/D-19 | 14 |

374 **247**

NFC PLAYOFF - JAN. 4

(at Meadowlands, N.J. - Giants Stadium)

| | | | |
|---|---|--------------------------|----|
| L | 3 | New York Giants (76,034) | 49 |
|---|---|--------------------------|----|

TEAM STATISTICS

| | | |
|-----------------------------------|--------------|-------------|
| TOTAL FIRST DOWNS | 49ers | Opp |
| By Rushing | 346 | 285 |
| By Passing | 114 | 97 |
| By Penalties | 213 | 169 |
| TOTAL YARDS GAINED | 6082 | 4880 |
| By Rushing | 1986 | 1555 |
| By Passing | 4096 | 3325 |
| TOTAL PLAYS FROM SCRIMMAGE | 1118 | 1061 |
| Rushes | 510 | 406 |
| Average Gain Per Rush | 3.9 | 3.8 |
| NET YARDS PASSING | 4096 | 3325 |
| Passes Attempted | 582 | 604 |
| Passes Completed | 353 | 324 |
| Percent Completed | 60.7 | 53.6 |
| Had Intercepted | 20 | 39 |
| Times Sacked | 26 | 51 |
| Lost Attempting to Pass | 203 | 448 |
| PUNTS | 85 | 91 |
| Total Yardage of Punts | 3450 | 3765 |
| Average Length | 40.6 | 41.4 |
| KICKOFF RETURNS | 42 | 71 |
| Total Yards Returned | 757 | 1598 |
| Average Length of Return | 18.0 | 22.5 |
| PENALTIES | 95 | 89 |
| Yards Penalized | 691 | 653 |
| FUMBLES | 32 | 31 |
| Own Fumbles Recovered | 23 | 21 |
| Opponents' Fumbles Recovered | 10 | 9 |
| FIELD GOALS | 25 | 15 |
| Field Goals Attempted | 35 | 25 |
| TOTAL POINTS SCORED | 374 | 235 |
| Touchdowns Scored | 43 | 29 |
| Touchdowns Rushing | 16 | 8 |
| Touchdowns Passing | 21 | 18 |
| Touchdown Returns | 6 | 1 |
| Extra Points | 41 | 28 |
| Safeties | 0 | 0 |

AVG. TIME OF POSSESSION 30:28 29:32

SCORING

| | TDs | Ru | Pa | Int | Fu | KO | Pu | PAT | FG | S | Pts |
|-----------------|-----|----|----|-----|----|----|----|-------|-------|---|-----|
| Werschling, Ray | 0 | 0 | 0 | 0 | 0 | 0 | 0 | 42/41 | 35/25 | 0 | 116 |
| Rice, Jerry | 16 | 1 | 15 | 0 | 0 | 0 | 0 | 0/0 | 0/0 | 0 | 96 |
| Craig, Roger | 7 | 7 | 0 | 0 | 0 | 0 | 0 | 0/0 | 0/0 | 0 | 42 |
| Cribbs, Joe | 5 | 5 | 0 | 0 | 0 | 0 | 0 | 0/0 | 0/0 | 0 | 30 |
| Clark, Dwight | 2 | 0 | 2 | 0 | 0 | 0 | 0 | 0/0 | 0/0 | 0 | 12 |
| Frank, John | 2 | 0 | 2 | 0 | 0 | 0 | 0 | 0/0 | 0/0 | 0 | 12 |
| Holmoe, Tom | 2 | 0 | 0 | 2 | 0 | 0 | 0 | 0/0 | 0/0 | 0 | 12 |
| Francis, Russ | 1 | 0 | 1 | 0 | 0 | 0 | 0 | 0/0 | 0/0 | 0 | 6 |
| Griffin, Don | 1 | 0 | 0 | 0 | 0 | 0 | 1 | 0/0 | 0/0 | 0 | 6 |
| Harmon, Derrick | 1 | 1 | 0 | 0 | 0 | 0 | 0 | 0/0 | 0/0 | 0 | 6 |
| Lott, Ronnie | 1 | 0 | 0 | 1 | 0 | 0 | 0 | 0/0 | 0/0 | 0 | 6 |
| McKyer, Tim | 1 | 0 | 0 | 1 | 0 | 0 | 0 | 0/0 | 0/0 | 0 | 6 |
| Moroski, Mike | 1 | 1 | 0 | 0 | 0 | 0 | 0 | 0/0 | 0/0 | 0 | 6 |
| Nixon, Tory | 1 | 0 | 0 | 1 | 0 | 0 | 0 | 0/0 | 0/0 | 0 | 6 |

(continued)

SCORING

| | TDs | Ru | Pa | Int | Fu | KO | Pu | PAT | FG | S | Pts |
|-------------------|-----------|-----------|-----------|----------|----------|----------|------------|--------------|--------------|----------|------------|
| Rathman, Tom | 1 | 1 | 0 | 0 | 0 | 0 | 0 | 0/0 | 0/0 | 0 | 6 |
| Wilson, Mike | 1 | 0 | 1 | 0 | 0 | 0 | 0 | 0/0 | 0/0 | 0 | 6 |
| 49ERS | 43 | 16 | 21 | 5 | 0 | 0 | 1 | 42/41 | 35/25 | 0 | 374 |
| OPPONENTS* | 27 | 8 | 18 | 0 | 0 | 1 | 1** | 29/28 | 25/15 | 0 | 235 |

*ret. blkd FGA **rcvrd blkd punt

RUSHING

| | Att | Yds | Avg | LG | TD |
|-----------------|-----|-----|------|-----|----|
| Craig, Roger | 204 | 830 | 4.1 | 25 | 7 |
| Cribbs, Joe | 152 | 590 | 3.9 | 19 | 5 |
| Rathman, Tom | 33 | 138 | 4.2 | 29t | 1 |
| Tyler, Wendell | 31 | 127 | 4.1 | 14 | 0 |
| Harmon, Derrick | 27 | 77 | 2.9 | 15 | 1 |
| Rice, Jerry | 10 | 72 | 7.2 | 18 | 1 |
| Kemp, Jeff | 15 | 49 | 3.3 | 12 | 0 |
| Cherry, Tony | 11 | 42 | 3.8 | 10 | 0 |
| Montana, Joe | 17 | 38 | 2.2 | 17 | 0 |
| Moroski, Mike | 6 | 22 | 3.7 | 12 | 1 |
| Ring, Bill | 3 | 4 | 1.3 | 4 | 0 |
| Frank, John | 1 | -3 | -3.0 | -3 | 0 |

49ERS 510 1986 3.9 29t 16

OPPONENTS 406 1555 3.8 36 8

RECEIVING

| | No | Yds | Avg | LG | TD |
|-------------------|----|------|------|-----|----|
| Rice, Jerry | 86 | 1570 | 18.3 | 66t | 15 |
| Craig, Roger | 81 | 624 | 7.7 | 48 | 0 |
| Clark, Dwight | 61 | 794 | 13.0 | 45t | 2 |
| Francis, Russ | 41 | 505 | 12.3 | 52 | 1 |
| Cribbs, Joe | 35 | 346 | 9.9 | 33 | 0 |
| Rathman, Tom | 13 | 121 | 9.3 | 14 | 0 |
| Wilson, Mike | 9 | 104 | 11.6 | 18 | 1 |
| Frank, John | 9 | 61 | 6.8 | 17 | 2 |
| Harmon, Derrick | 8 | 78 | 9.8 | 15 | 0 |
| Crawford, Derrick | 5 | 70 | 14.0 | 42 | 0 |
| Margerum, Ken | 2 | 12 | 6.0 | 6 | 0 |
| Monroe, Carl | 2 | 6 | 3.0 | 5 | 0 |
| Ring, Bill | 1 | 8 | 8.0 | 8 | 0 |

49ERS 353 4299 12.2 66t 21

OPPONENTS 324 3773 11.7 84t 18

INTERCEPTIONS

| | No | Yds | Avg | LG | TD |
|---------------------|----|-----|------|-----|----|
| Lott, Ronnie | 10 | 134 | 13.4 | 57t | 1 |
| McKyer, Tim | 6 | 33 | 5.5 | 21t | 1 |
| Fahnhorst, Jim | 4 | 52 | 13.0 | 46 | 0 |
| Fuller, Jeff | 4 | 44 | 11.0 | 26 | 0 |
| Holmoe, Tom | 3 | 149 | 49.7 | 78t | 2 |
| Williamson, Carlton | 3 | 3 | 1.0 | 2 | 0 |
| Griffin, Don | 3 | 0 | 0.0 | 0 | 0 |
| Nixon, Tory | 2 | 106 | 53.0 | 88t | 1 |
| Tuiasosopo, Manu | 1 | 22 | 22.0 | 22 | 0 |
| Cousineau, Tom | 1 | 18 | 18.0 | 18 | 0 |
| Turner, Keena | 1 | 9 | 9.0 | 9 | 0 |
| Haley, Charles | 1 | 8 | 8.0 | 8 | 0 |

49ERS 39 578 14.8 88t 5

OPPONENTS 20 205 10.3 57 0

KICKOFF RETURNS

| | No | Yds | Avg | LG | TD |
|-------------------|----|-----|------|----|----|
| Crawford, Derrick | 15 | 280 | 18.7 | 34 | 0 |
| Monroe, Carl | 8 | 139 | 17.4 | 25 | 0 |
| Griffin, Don | 5 | 97 | 19.4 | 28 | 0 |
| Harmon, Derrick | 4 | 82 | 20.5 | 28 | 0 |
| Rathman, Tom | 3 | 66 | 22.0 | 22 | 0 |
| Cherry, Tony | 2 | 29 | 14.5 | 17 | 0 |
| Frank, John | 2 | 24 | 12.0 | 16 | 0 |
| McKyer, Tim | 1 | 15 | 15.0 | 15 | 0 |
| Ring, Bill | 1 | 15 | 15.0 | 15 | 0 |
| Wilson, Mike | 1 | 10 | 10.0 | 10 | 0 |

49ERS 42 757 18.0 34 0

OPPONENTS 71 1598 22.5 101t 1

PUNT RETURNS

| | No | FC | Yds | Avg | LG | TD |
|-------------------|----|----|-----|-----|-----|----|
| Griffin, Don | 38 | 18 | 377 | 9.9 | 76t | 1 |
| Crawford, Derrick | 4 | 0 | 15 | 3.8 | 9 | 0 |
| McKyer, Tim | 1 | 1 | 5 | 5.0 | 5 | 0 |

49ERS 43 19 397 9.2 76t 1

OPPONENTS 49 12 373 7.6 39 1

PUNTING

| | No | Yds | Avg | TB | I-20 | LG | Bik |
|--------------|----|------|------|----|------|----|-----|
| Runager, Max | 83 | 3450 | 41.6 | 8 | 23 | 62 | 2 |

49ERS 85 3450 40.6 8 23 62 2

OPPONENTS 91 3765 41.4 9 20 73 0

PASSING

| | Att | Comp | Pct | Yds | LG | TD | Int | QB |
|---------------|-----|------|------|------|-----|----|-----|------|
| Montana, Joe | 307 | 191 | 62.2 | 2236 | 48 | 8 | 9 | 80.7 |
| Kemp, Jeff | 200 | 119 | 59.5 | 1554 | 66t | 11 | 8 | 85.7 |
| Moroski, Mike | 73 | 42 | 57.5 | 493 | 52t | 2 | 3 | 70.2 |
| Rice, Jerry | 2 | 1 | 50.0 | 16 | 16t | 0 | 0 | 77.1 |

49ERS 582 353 60.7 4299 66t 21 20 81.1

OPPONENTS 604 324 53.6 3773 84t 18 39 55.8



1987 (13-2/13-3)

NFC West Champions
Bill Walsh, Coach

| | | | |
|--------------------|----|------------------------------------|------------|
| L | 17 | at Pittsburgh (55,735)/S-13 | 30 |
| W | 27 | at Cincinnati (53,498)/S-20 | 26 |
| *Philadelphia/S-27 | | | |
| W | 41 | at New York Giants (16,471)-MN/O-5 | 21 |
| W | 25 | at Atlanta (8,684)/O-11 | 17 |
| W | 34 | St. Louis (38,094)/O-18 | 28 |
| W | 24 | at New Orleans (60,497)/O-25 | 22 |
| W | 31 | at Los Angeles Rams (55,328)/N-1 | 10 |
| W | 27 | Houston (59,740)/N-8 | 20 |
| L | 24 | New Orleans (60,436)/N-15 | 26 |
| W | 24 | at Tampa Bay (63,211)/N-22 | 10 |
| W | 38 | Cleveland (60,243)-SUN/N-29 | 24 |
| W | 23 | at Green Bay (51,118)/D-6 | 12 |
| W | 41 | Chicago (63,509)-MN/D-14 | 0 |
| W | 35 | Atlanta (54,698)/D-20 | 7 |
| W | 48 | Los Angeles Rams (57,953)-SUN/D-27 | 0 |
| 459 | | | 253 |

NFC PLAYOFF -JAN. 9

(at San Francisco - Candlestick Park)

| | | | |
|---|----|-----------------------|----|
| L | 24 | Minnesota (62,547)-SA | 36 |
|---|----|-----------------------|----|

* Game canceled due to NFL players' strike.

TEAM STATISTICS

| | 49ers | Opp |
|------------------------------|--|------------|
| TOTAL FIRST DOWNS | 357 | 250 |
| By Rushing | 134 | 95 |
| By Passing | 202 | 132 |
| By Penalties | 21 | 23 |
| TOTAL YARDS GAINED | 5987 | 4095 |
| By Rushing | 2237 | 1611 |
| By Passing | 3750 | 2484 |
| TOTAL PLAYS FROM SCRIMMAGE | 1054 | 933 |
| Rushes | 524 | 429 |
| Average Gain Per Rush | 4.3 | 3.8 |
| NET YARDS PASSING | 3750 | 2484 |
| Passes Attempted | 501 | 467 |
| Passes Completed | 322 | 224 |
| Percent Completed | 64.3 | 48.0 |
| Had Intercepted | 14 | 25 |
| Times Sacked | 29 | 37 |
| Lost Attempting to Pass | 205 | 287 |
| PUNTS | 68 | 72 |
| Total Yardage of Punts | 2541 | 2850 |
| Average Length | 37.4 | 39.6 |
| KICKOFF RETURNS | 55 | 76 |
| Total Yards Returned | 1144 | 1598 |
| Average Length of Return | 20.8 | 21.0 |
| PENALTIES | 88 | 80 |
| Yards Penalized | 792 | 660 |
| FUMBLES | 25 | 30 |
| Own Fumbles Recovered | 13 | 17 |
| Opponents' Fumbles Recovered | 13 | 12 |
| FIELD GOALS | 16 | 24 |
| Field Goals Attempted | 23 | 35 |
| TOTAL POINTS SCORED | 459 | 253 |
| Touchdowns Scored | 59 | 26 |
| Touchdowns Rushing | 11 | 8 |
| Touchdowns Passing | 44 | 13 |
| Touchdown Returns | 4 | 5 |
| Extra Points | 55 | 25 |
| Safeties | 1 | 0 |
| AVG. TIME OF POSSESSION | 31:43 | 28:17 |
| SCORING | Tds Ru Pa Int Fu KO Pu PAT FG S Pts | |
| Rice, Jerry | 23 1 22 0 0 0 0 0/0 | 0/0 0 138 |
| Werschling, Ray | 0 0 0 0 0 0 0 46/44 | 17/13 0 83 |
| Clark, Dwight | 5 0 5 0 0 0 0 0/0 | 0/0 0 30 |
| Wilson, Mike | 5 0 5 0 0 0 0 0/0 | 0/0 0 30 |
| Craig, Roger | 4 3 1 0 0 0 0 0/0 | 0/0 0 24 |
| Rathman, Tom | 4 1 3 0 0 0 0 0/0 | 0/0 0 24 |
| Brockhaus, Jeff | 0 0 0 0 0 0 0 13/11 | 6/3 0 20 |
| Frank, John | 3 0 3 0 0 0 0 0/0 | 0/0 0 18 |
| Heller, Ron | 3 0 3 0 0 0 0 0/0 | 0/0 0 18 |
| Cribbs, Joe | 2 1 0 0 0 1 0 0/0 | 0/0 0 12 |
| Cherry, Tony | 1 1 0 0 0 0 0 0/0 | 0/0 0 6 |
| Greer, Terry | 1 0 1 0 0 0 0 0/0 | 0/0 0 6 |
| McLemore, Dana | 1 0 0 0 0 0 1 0/0 | 0/0 0 6 |
| Monroe, Carl | 1 0 1 0 0 0 0 0/0 | 0/0 0 6 |
| Montana, Joe | 1 1 0 0 0 0 0 0/0 | 0/0 0 6 |
| Rodgers, Del | 1 1 0 0 0 0 0 0/0 | 0/0 0 6 |
| Stevens, Mark | 1 1 0 0 0 0 0 0/0 | 0/0 0 6 |
| Taylor, John | 1 0 0 0 1 0 0 0/0 | 0/0 0 6 |
| Wells, Mike | 1 0 0 0 0 0 1* 0/0 | 0/0 0 6 |
| Young, Steve | 1 1 0 0 0 0 0 0/0 | 0/0 0 6 |
| Fuller, Jeff | 0 0 0 0 0 0 0 0/0 | 0/0 1 2 |
| 49ERS | 59 11 44 0 1 1 2 59/55 23/16 1 459 | |
| OPPONENTS# | 26 8 13 0 3 0 1* 26/25 35/24 0 253 | |

*ret bklkd punt

**ret bklkd FGA

#rcvrd bklkd punt

| | Att | Yds | Avg | LG | TD | | | |
|------------------------|------------|-------------|-------------|-------------|-------------|-----------|------------|--------------|
| RUSHING | | | | | | | | |
| Craig, Roger | 215 | 815 | 3.8 | 25 | 3 | | | |
| Cribbs, Joe | 70 | 300 | 4.3 | 20 | 1 | | | |
| Rathman, Tom | 62 | 257 | 4.2 | 35 | 1 | | | |
| Young, Steve | 26 | 190 | 7.3 | 29t | 1 | | | |
| Montana, Joe | 35 | 141 | 4.0 | 20 | 1 | | | |
| Sydney, Harry | 29 | 125 | 4.3 | 15 | 0 | | | |
| Varajon, Mike | 18 | 82 | 4.6 | 11 | 0 | | | |
| Cherry, Tony | 13 | 65 | 5.0 | 16 | 1 | | | |
| Rice, Jerry | 8 | 51 | 6.4 | 17 | 1 | | | |
| Hardy, Andre | 7 | 48 | 6.9 | 14 | 0 | | | |
| Rodgers, Del | 11 | 46 | 4.2 | 15 | 1 | | | |
| Stevens, Mark | 10 | 45 | 4.5 | 16 | 1 | | | |
| DuBose, Doug | 10 | 33 | 3.3 | 11 | 0 | | | |
| Monroe, Carl | 2 | 26 | 13.0 | 17 | 0 | | | |
| Flagler, Terrence | 6 | 11 | 1.8 | 5 | 0 | | | |
| Frank, John | 1 | 2 | 2.0 | 2 | 0 | | | |
| Blount, Ed | 1 | 0 | 0.0 | 0 | 0 | | | |
| 49ERS | 524 | 2237 | 4.3 | 35 | 11 | | | |
| OPPONENTS | 429 | 1611 | 3.8 | 57 | 8 | | | |
| RECEIVING | No | Yds | Avg | LG | TD | | | |
| Craig, Roger | 66 | 492 | 7.5 | 35t | 1 | | | |
| Rice, Jerry | 65 | 1078 | 16.6 | 57t | 22 | | | |
| Rathman, Tom | 30 | 329 | 11.0 | 29 | 3 | | | |
| Wilson, Mike | 29 | 450 | 15.5 | 46t | 5 | | | |
| Frank, John | 26 | 296 | 11.4 | 27 | 3 | | | |
| Clark, Dwight | 24 | 290 | 12.1 | 40t | 5 | | | |
| Francis, Russ | 22 | 202 | 9.2 | 19 | 0 | | | |
| Heller, Ron | 12 | 165 | 13.8 | 39t | 3 | | | |
| Taylor, John | 9 | 151 | 16.8 | 34 | 0 | | | |
| Cribbs, Joe | 9 | 70 | 7.8 | 16 | 0 | | | |
| Greer, Terry | 6 | 111 | 18.5 | 50 | 1 | | | |
| Gladney, Tony | 4 | 60 | 15.0 | 19 | 0 | | | |
| DuBose, Doug | 4 | 37 | 9.3 | 14 | 0 | | | |
| Monroe, Carl | 3 | 66 | 22.0 | 39t | 1 | | | |
| Varajon, Mike | 3 | 25 | 8.3 | 12 | 0 | | | |
| Rodgers, Del | 2 | 45 | 22.5 | 24 | 0 | | | |
| Jones, Brent | 2 | 35 | 17.5 | 22 | 0 | | | |
| Flagler, Terrence | 2 | 28 | 14.0 | 24 | 0 | | | |
| Dressel, Chris | 1 | 8 | 8.0 | 8 | 0 | | | |
| Hardy, Andre | 1 | 7 | 7.0 | 7 | 0 | | | |
| Margerum, Ken | 1 | 7 | 7.0 | 7 | 0 | | | |
| Sydney, Harry | 1 | 3 | 3.0 | 3 | 0 | | | |
| 49ERS | 322 | 3955 | 12.3 | 57t | 44 | | | |
| OPPONENTS | 224 | 2771 | 12.4 | 63t | 13 | | | |
| INTERCEPTIONS | No | Yds | Avg | LG | TD | | | |
| Lott, Ronnie | 5 | 62 | 12.4 | 34 | 0 | | | |
| Griffin, Don | 5 | 1 | 0.2 | 1 | 0 | | | |
| McLemore, Dana | 2 | 35 | 17.5 | 25 | 0 | | | |
| McKyer, Tim | 2 | 0 | 0.0 | 0 | 0 | | | |
| Courtney, Matt | 1 | 30 | 30.0 | 30 | 0 | | | |
| Williamson, Carlton | 1 | 17 | 17.0 | 17 | 0 | | | |
| Walter, Mike | 1 | 16 | 16.0 | 16 | 0 | | | |
| Turner, Keena | 1 | 15 | 15.0 | 15 | 0 | | | |
| Martin, Derrick | 1 | 12 | 12.0 | 12 | 0 | | | |
| Cousineau, Tom | 1 | 11 | 11.0 | 11 | 0 | | | |
| Nixon, Tory | 1 | 5 | 5.0 | 5 | 0 | | | |
| Shell, Todd | 1 | 1 | 1.0 | 1 | 0 | | | |
| Fahnhorst, Jim | 1 | 0 | 0.0 | 0 | 0 | | | |
| Holmoe, Tom | 1 | 0 | 0.0 | 0 | 0 | | | |
| McColl, Milt | 1 | 0 | 0.0 | 0 | 0 | | | |
| 49ERS | 25 | 205 | 8.2 | 34 | 0 | | | |
| OPPONENTS | 14 | 258 | 18.4 | 38 | 0 | | | |
| KICKOFF RETURNS | No | Yds | Avg | LG | TD | | | |
| Rodgers, Del | 17 | 358 | 21.1 | 50 | 0 | | | |
| Cribbs, Joe | 13 | 327 | 25.2 | 92t | 1 | | | |
| Sydney, Harry | 12 | 243 | 20.3 | 30 | 0 | | | |
| Monroe, Carl | 5 | 91 | 18.2 | 24 | 0 | | | |
| Flagler, Terrence | 3 | 31 | 10.3 | 16 | 0 | | | |
| Rathman, Tom | 2 | 37 | 18.5 | 21 | 0 | | | |
| McLemore, Dana | 1 | 23 | 23.0 | 23 | 0 | | | |
| Henley, Thomas | 1 | 21 | 21.0 | 21 | 0 | | | |
| Varajon, Mike | 1 | 13 | 13.0 | 13 | 0 | | | |
| 49ERS | 55 | 1144 | 20.8 | 92t | 1 | | | |
| OPPONENTS | 76 | 1598 | 21.0 | 97t | 1 | | | |
| PUNT RETURNS | No | FC | Yds | Avg | LG | TD | | |
| McLemore, Dana | 21 | 7 | 265 | 12.6 | 83t | 1 | | |
| Griffin, Don | 9 | 2 | 79 | 8.8 | 29 | 0 | | |
| Martin, Derrick | 2 | 0 | 12 | 6.0 | 9 | 0 | | |
| Pollard, Darryl | 1 | 0 | 0 | 0.0 | 0 | 0 | | |
| Taylor, John | 1 | 0 | 9 | 9.0 | 9 | 0 | | |
| 49ERS | 34 | 9 | 365 | 10.7 | 83t | 1 | | |
| OPPONENTS | 29 | 10 | 195 | 6.7 | 26 | 1 | | |
| PUNTING | No | Yds | Avg | TB | I-20 | LG | Blk | |
| Runager, Max | 55 | 2157 | 39.2 | 7 | 13 | 56 | 1 | |
| Asmus, Jim | 12 | 384 | 32.0 | 1 | 3 | 51 | 0 | |
| 49ERS | 67 | 2541 | 37.4 | 8 | 16 | 56 | 1 | |
| OPPONENTS | 72 | 2850 | 39.6 | 6 | 13 | 68 | 1 | |
| PASSING | Att | Comp | Pct | Yds | LG | TD | Int | QB |
| Montana, Joe | 398 | 266 | 66.8 | 3054 | 57t | 31 | 13 | 102.1 |
| Young, Steve | 69 | 37 | 53.6 | 570 | 50t | 10 | 0 | 120.8 |
| Gagliano, Bob | 29 | 16 | 55.2 | 229 | 50 | 1 | 1 | 78.1 |
| Stevens, Mark | 4 | 2 | 50.0 | 52 | 39t | 1 | 0 | 135.4 |
| Sydney, Harry | 1 | 1 | 100.0 | 50 | 50t | 1 | 0 | 158.3 |
| 49ERS | 501 | 322 | 64.3 | 3955 | 57t | 44 | 14 | 106.2 |
| OPPONENTS | 467 | 224 | 48.0 | 2771 | 63t | 13 | 25 | 53.8 |



1988 (10-6/13-6)
NFC West Champions – World Champions
Bill Walsh, Coach

| | | | |
|---------------------------------------|----|----------------------------------|------------|
| W | 34 | at New Orleans (66,357)/S-4 | 33 |
| W | 20 | at New York Giants (75,948)/S-11 | 17 |
| L | 17 | Atlanta (60,168)/S-18 | 34 |
| W | 38 | at Seattle (62,382)/S-25 | 7 |
| W | 20 | Detroit (58,285)/O-2 | 13 |
| L | 13 | Denver (61,711)/O-9 | (OT) 16 |
| W | 24 | at L.A. Rams (65,450)/O-16 | 21 |
| L | 9 | at Chicago (65,293)-MN/O-24 | 10 |
| W | 24 | Minnesota (60,738)/O-30 | 21 |
| L | 23 | at Phoenix (64,544)/N-6 | 24 |
| L | 3 | L.A. Raiders (54,448)/N-13 | 9 |
| W | 37 | Washington (59,268)-MN/N-21 | 21 |
| W | 48 | at San Diego (51,484)/N-27 | 10 |
| W | 13 | at Atlanta (44,048)/D-4 | 3 |
| W | 30 | New Orleans (62,977)/D-11 | 17 |
| L | 16 | L.A. Rams (62,444)-SUN/D-18 | 38 |
| 369 | | | 294 |
| NFC PLAYOFF - JAN. 1 | | | |
| (at San Francisco – Candlestick Park) | | | |
| W | 34 | Minnesota (61,848) | 9 |
| NFC CHAMPIONSHIP - JAN. 8 | | | |
| (at Chicago – Soldier Field) | | | |
| W | 28 | at Chicago (66,946) | 3 |
| SUPER BOWL XXIII - JAN. 22 | | | |
| (at Miami – Joe Robbie Stadium) | | | |
| W | 20 | Cincinnati (75,129) | 16 |

| TEAM STATISTICS | 49ers | Opp |
|------------------------------|-------|-------|
| TOTAL FIRST DOWNS | 326 | 277 |
| By Rushing | 141 | 90 |
| By Passing | 167 | 160 |
| By Penalties | 18 | 27 |
| TOTAL YARDS GAINED | 5900 | 4575 |
| By Rushing | 2523 | 1588 |
| By Passing | 3377 | 2987 |
| TOTAL PLAYS FROM SCRIMMAGE | 1076 | 1013 |
| Rushes | 527 | 441 |
| Average Gain Per Rush | 4.8 | 3.6 |
| NET YARDS PASSING | 3377 | 2987 |
| Passes Attempted | 502 | 530 |
| Passes Completed | 293 | 292 |
| Percent Completed | 58.4 | 55.1 |
| Had Intercepted | 14 | 22 |
| Times Sacked | 47 | 42 |
| Lost Attempting to Pass | 298 | 297 |
| PUNTS | 80 | 86 |
| Total Yardage of Punts | 3093 | 3522 |
| Average Length | 38.7 | 41.0 |
| KICKOFF RETURNS | 55 | 73 |
| Total Yards Returned | 978 | 1362 |
| Average Length of Return | 17.8 | 18.7 |
| PENALTIES | 115 | 76 |
| Yards Penalized | 986 | 603 |
| FUMBLES | 27 | 30 |
| Own Fumbles Recovered | 15 | 16 |
| Opponents' Fumbles Recovered | 14 | 12 |
| FIELD GOALS | 27 | 18 |
| Field Goals Attempted | 38 | 24 |
| TOTAL POINTS SCORED | 369 | 294 |
| Touchdowns Scored | 41 | 34 |
| Touchdowns Rushing | 18 | 8 |
| Touchdowns Passing | 21 | 25 |
| Touchdown Returns | 2 | 1 |
| Extra Points | 40 | 34 |
| Safeties | 1 | 1 |
| AVG. TIME OF POSSESSION | 30:31 | 29:29 |

| SCORING | TDs | Ru | Pa | Int | Fu | KO | Pu | PAT | FG | S | Pts |
|--------------|-----|----|----|-----|----|----|----|-------|-------|---|-----|
| Cofer, Mike | 0 | 0 | 0 | 0 | 0 | 0 | 0 | 41/40 | 38/27 | 0 | 121 |
| Craig, Roger | 10 | 9 | 1 | 0 | 0 | 0 | 0 | 0/0 | 0/0 | 0 | 60 |
| Rice, Jerry | 10 | 1 | 9 | 0 | 0 | 0 | 0 | 0/0 | 0/0 | 0 | 60 |
| Taylor, John | 4 | 0 | 2 | 0 | 0 | 0 | 2 | 0/0 | 0/0 | 0 | 24 |
| Frank, John | 3 | 0 | 3 | 0 | 0 | 0 | 0 | 0/0 | 0/0 | 0 | 18 |
| Montana, Joe | 3 | 3 | 0 | 0 | 0 | 0 | 0 | 0/0 | 0/0 | 0 | 18 |

(continued)

| SCORING | TDs | Ru | Pa | Int | Fu | KO | Pu | PAT | FG | S | Pts |
|-------------------|------------|-------------|-------------|-------------|------------|-----------|-----------|--------------|--------------|----------|------------|
| Wilson, Mike | 3 | 0 | 3 | 0 | 0 | 0 | 0 | 0/0 | 0/0 | 0 | 18 |
| DuBose, Doug | 2 | 2 | 0 | 0 | 0 | 0 | 0 | 0/0 | 0/0 | 0 | 12 |
| Jones, Brent | 2 | 0 | 2 | 0 | 0 | 0 | 0 | 0/0 | 0/0 | 0 | 12 |
| Rathman, Tom | 2 | 2 | 0 | 0 | 0 | 0 | 0 | 0/0 | 0/0 | 0 | 12 |
| McIntyre, Guy | 1 | 0 | 1 | 0 | 0 | 0 | 0 | 0/0 | 0/0 | 0 | 6 |
| Young, Steve | 1 | 1 | 0 | 0 | 0 | 0 | 0 | 0/0 | 0/0 | 0 | 6 |
| Haley, Charles | 0 | 0 | 0 | 0 | 0 | 0 | 0 | 0/0 | 0/0 | 1 | 2 |
| 49ERS | 41 | 18 | 21 | 0 | 0 | 0 | 2 | 41/40 | 38/27 | 1 | 369 |
| OPPONENTS | 34 | 8 | 25 | 1 | 0 | 0 | 0 | 34/34 | 24/18 | 1 | 294 |
| RUSHING | Att | Yds | Avg | LG | TD | | | | | | |
| Craig, Roger | 310 | 1502 | 4.8 | 46t | 9 | | | | | | |
| Rathman, Tom | 102 | 427 | 4.2 | 26 | 2 | | | | | | |
| Young, Steve | 27 | 184 | 6.8 | 49t | 1 | | | | | | |
| Montana, Joe | 38 | 132 | 3.5 | 15 | 3 | | | | | | |
| DuBose, Doug | 24 | 116 | 4.8 | 37t | 2 | | | | | | |
| Rice, Jerry | 13 | 107 | 8.2 | 29 | 1 | | | | | | |
| Sydney, Harry | 9 | 50 | 5.6 | 13 | 0 | | | | | | |
| Flagler, Terrence | 3 | 5 | 1.7 | 4 | 0 | | | | | | |
| Helton, Barry | 1 | 0 | 0.0 | 0 | 0 | | | | | | |
| 49ERS | 527 | 2523 | 4.8 | 49t | 18 | | | | | | |
| OPPONENTS | 441 | 1588 | 3.6 | 36t | 8 | | | | | | |
| RECEIVING | No | Yds | Avg | LG | TD | | | | | | |
| Craig, Roger | 76 | 534 | 7.0 | 22 | 1 | | | | | | |
| Rice, Jerry | 64 | 1306 | 20.4 | 96t | 9 | | | | | | |
| Rathman, Tom | 42 | 382 | 9.1 | 24 | 0 | | | | | | |
| Wilson, Mike | 33 | 405 | 12.3 | 31 | 3 | | | | | | |
| Frank, John | 16 | 195 | 12.2 | 38 | 3 | | | | | | |
| Taylor, John | 14 | 325 | 23.2 | 73t | 2 | | | | | | |
| Heller, Ron | 14 | 140 | 10.0 | 22 | 0 | | | | | | |
| Greer, Terry | 8 | 120 | 15.0 | 31 | 0 | | | | | | |
| Jones, Brent | 8 | 57 | 7.1 | 18t | 2 | | | | | | |
| DuBose, Doug | 6 | 57 | 9.5 | 13 | 0 | | | | | | |
| Flagler, Terrence | 4 | 72 | 18.0 | 57 | 0 | | | | | | |
| Chandler, Wes | 4 | 33 | 8.3 | 9 | 0 | | | | | | |
| Sydney, Harry | 2 | 18 | 9.0 | 9 | 0 | | | | | | |
| McIntyre, Guy | 1 | 17 | 17.0 | 17t | 1 | | | | | | |
| Nicholas, Calvin | 1 | 14 | 14.0 | 14 | 0 | | | | | | |
| 49ERS | 293 | 3675 | 12.5 | 96t | 21 | | | | | | |
| OPPONENTS | 292 | 3284 | 11.3 | 67t | 25 | | | | | | |
| INTERCEPTIONS | No | Yds | Avg | LG | TD | | | | | | |
| McKyer, Tim | 7 | 11 | 1.6 | 7 | 0 | | | | | | |
| Lott, Ronnie | 5 | 59 | 11.8 | 44 | 0 | | | | | | |
| Fuller, Jeff | 4 | 18 | 4.5 | 10 | 0 | | | | | | |
| Holmoe, Tom | 2 | 0 | 0.0 | 0 | 0 | | | | | | |
| Wright, Eric | 2 | -2 | -1.0 | 0 | 0 | | | | | | |
| Turner, Keena | 1 | 2 | 2.0 | 2 | 0 | | | | | | |
| Carter, Michael | 1 | 0 | 0.0 | 0 | 0 | | | | | | |
| 49ERS | 22 | 88 | 4.0 | 44 | 0 | | | | | | |
| OPPONENTS | 14 | 185 | 13.2 | 47t | 1 | | | | | | |
| KICKOFF RETURNS | No | Yds | Avg | LG | TD | | | | | | |
| DuBose, Doug | 32 | 608 | 19.0 | 44 | 0 | | | | | | |
| Taylor, John | 12 | 225 | 18.8 | 29 | 0 | | | | | | |
| Rodgers, Del | 6 | 98 | 16.3 | 24 | 0 | | | | | | |
| Craig, Roger | 2 | 32 | 16.0 | 17 | 0 | | | | | | |
| Sydney, Harry | 1 | 8 | 8.0 | 8 | 0 | | | | | | |
| Thomas, Chuck | 1 | 5 | 5.0 | 5 | 0 | | | | | | |
| Wilson, Mike | 1 | 2 | 2.0 | 2 | 0 | | | | | | |
| 49ERS | 55 | 978 | 17.8 | 44 | 0 | | | | | | |
| OPPONENTS | 73 | 1362 | 18.7 | 40 | 1 | | | | | | |
| PUNT RETURNS | No | FC | Yds | Avg | LG | TD | | | | | |
| Taylor, John | 44 | 7 | 556 | 12.6 | 95t | 2 | | | | | |
| Chandler, Wes | 6 | 5 | 28 | 4.7 | 13 | 0 | | | | | |
| Griffin, Don | 4 | 3 | 28 | 7.0 | 10 | 0 | | | | | |
| 49ERS | 54 | 15 | 612 | 11.3 | 95t | 2 | | | | | |
| OPPONENTS | 47 | 10 | 426 | 9.1 | 41 | 0 | | | | | |
| PUNTING | No | Yds | Avg | TB | I-20 | LG | Blk | | | | |
| Helton, Barry | 78 | 3069 | 39.4 | 5 | 22 | 53 | 1 | | | | |
| Runager, Max | 1 | 24 | 24.0 | 0 | 0 | 24 | 0 | | | | |
| 49ERS | 79 | 3093 | 39.2 | 5 | 22 | 53 | 1 | | | | |
| OPPONENTS | 86 | 3522 | 41.0 | 5 | 21 | 57 | 0 | | | | |
| PASSING | Att | Comp | Pct | Yds | LG | TD | Int | QB | | | |
| Montana, Joe | 397 | 238 | 60.0 | 2981 | 96t | 18 | 10 | 87.9 | | | |
| Young, Steve | 101 | 54 | 53.5 | 680 | 73t | 3 | 3 | 72.2 | | | |
| Rice, Jerry | 3 | 1 | 33.3 | 14 | 14 | 0 | 1 | 9.7 | | | |
| Sydney, Harry | 1 | 0 | 0.0 | 0 | 0 | 0 | 0 | 39.6 | | | |
| 49ERS | 502 | 293 | 58.4 | 3675 | 96t | 21 | 14 | 83.5 | | | |
| OPPONENTS | 530 | 292 | 55.1 | 3284 | 67t | 25 | 22 | 72.2 | | | |



1989 (14-2/17-2)
NFC West Champions – World Champions
George Seifert, Coach

| | | | |
|--|----|--------------------------------------|------------|
| W | 30 | at Indianapolis (60,111)/S–10 | 24 |
| W | 20 | at Tampa Bay (64,087)/S–17 | 16 |
| W | 38 | at Philadelphia (66,042)/S–24 | 28 |
| L | 12 | Los Angeles Rams (64,250)/O–1 | 13 |
| W | 24 | at New Orleans (60,488)/O–8 | 20 |
| W | 31 | at Dallas (61,077)/O–15 | 14 |
| W | 37 | New England (70,000)/O–22+ | 20 |
| W | 23 | at New York Jets (62,805)/O–29 | 10 |
| W | 31 | New Orleans (60,667)–MN/N–6 | 13 |
| W | 45 | Atlanta (59,914)/N–12 | 3 |
| L | 17 | Green Bay (62,219)/N–19 | 21 |
| W | 34 | New York Giants (63,461)–MN/N–27 | 24 |
| W | 23 | at Atlanta (43,128)/D–3 | 10 |
| W | 30 | at Los Angeles Rams (67,959)–MN/D–11 | 27 |
| W | 21 | Buffalo (60,927)/D–17 | 10 |
| W | 26 | Chicago (60,207)/D–24 | 0 |
| 442 | | | 253 |
| NFC PLAYOFF - JAN. 6 | | | |
| (at San Francisco – Candlestick Park) | | | |
| W | 41 | Minnesota (64,585)–SA | 13 |
| NFC CHAMPIONSHIP - JAN. 14 | | | |
| (at San Francisco – Candlestick Park) | | | |
| W | 30 | Los Angeles Rams (64,769) | 3 |
| SUPER BOWL XXIV - JAN. 28 | | | |
| (at New Orleans – Louisiana Superdome) | | | |
| W | 55 | Denver (72,919) | 10 |

+ Game played at Stanford Stadium due to Bay Area earthquake – October 17, 1989

| | | |
|------------------------------|--------------|------------|
| TEAM STATISTICS | 49ers | Opp |
| TOTAL FIRST DOWNS | 350 | 283 |
| By Rushing | 124 | 76 |
| By Passing | 209 | 178 |
| By Penalties | 17 | 29 |
| TOTAL YARDS GAINED | 6268 | 4618 |
| By Rushing | 1966 | 1383 |
| By Passing | 4302 | 3235 |
| TOTAL PLAYS FROM SCRIMMAGE | 1021 | 979 |
| Rushes | 493 | 372 |
| Average Gain Per Rush | 4.0 | 3.7 |
| NET YARDS PASSING | 4302 | 3235 |
| Passes Attempted | 483 | 564 |
| Passes Completed | 339 | 316 |
| Percent Completed | 70.2 | 56.0 |
| Had Intercepted | 11 | 21 |
| Times Sacked | 45 | 43 |
| Lost Attempting to Pass | 282 | 333 |
| PUNTS | 55 | 74 |
| Total Yardage of Punts | 2226 | 2875 |
| Average Length | 40.5 | 38.9 |
| KICKOFF RETURNS | 51 | 76 |
| Total Yards Returned | 954 | 1435 |
| Average Length of Return | 18.7 | 18.9 |
| PENALTIES | 109 | 75 |
| Yards Penalized | 922 | 581 |
| FUMBLES | 32 | 34 |
| Own Fumbles Recovered | 18 | 18 |
| Opponents' Fumbles Recovered | 16 | 14 |
| FIELD GOALS | 29 | 23 |
| Field Goals Attempted | 36 | 31 |
| TOTAL POINTS SCORED | 442 | 253 |
| Touchdowns Scored | 51 | 26 |
| Touchdowns Rushing | 14 | 9 |
| Touchdowns Passing | 35 | 15 |
| Touchdown Returns | 2 | 2 |
| Extra Points | 49 | 26 |
| Safeties | 0 | 1 |
| AVG. TIME OF POSSESSION | 31:45 | 28:15 |

| | | | | | | | | | | | |
|----------------|------------|-----------|-----------|------------|-----------|-----------|-----------|------------|-----------|----------|------------|
| SCORING | TDs | Ru | Pa | Int | Fu | KO | Pu | PAT | FG | S | Pts |
| Cofer, Mike | 0 | 0 | 0 | 0 | 0 | 0 | 0 | 51/49 | 36/29 | 0 | 136 |
| Rice, Jerry | 17 | 0 | 17 | 0 | 0 | 0 | 0 | 0/0 | 0/0 | 0 | 102 |
| Taylor, John | 10 | 0 | 10 | 0 | 0 | 0 | 0 | 0/0 | 0/0 | 0 | 60 |
| Craig, Roger | 7 | 6 | 1 | 0 | 0 | 0 | 0 | 0/0 | 0/0 | 0 | 42 |
| Jones, Brent | 4 | 0 | 4 | 0 | 0 | 0 | 0 | 0/0 | 0/0 | 0 | 24 |
| Montana, Joe | 3 | 3 | 0 | 0 | 0 | 0 | 0 | 0/0 | 0/0 | 0 | 18 |
| Rathman, Tom | 2 | 1 | 1 | 0 | 0 | 0 | 0 | 0/0 | 0/0 | 0 | 12 |

(continued)

| | | | | | | | | | | | |
|-------------------|------------|-----------|-----------|------------|-----------|-----------|------------|--------------|--------------|----------|------------|
| SCORING | TDs | Ru | Pa | Int | Fu | KO | Pu | PAT | FG | S | Pts |
| Young, Steve | 2 | 2 | 0 | 0 | 0 | 0 | 0 | 0/0 | 0/0 | 0 | 12 |
| Flagler, Terrence | 1 | 1 | 0 | 0 | 0 | 0 | 0 | 0/0 | 0/0 | 0 | 6 |
| Haley, Charles | 1 | 0 | 0 | 0 | 1 | 0 | 0 | 0/0 | 0/0 | 0 | 6 |
| Henderson, Keith | 1 | 1 | 0 | 0 | 0 | 0 | 0 | 0/0 | 0/0 | 0 | 6 |
| Jackson, Johnny* | 1 | 0 | 0 | 0 | 0 | 0 | 0 | 0/0 | 0/0 | 0 | 6 |
| Walls, Wesley | 1 | 0 | 1 | 0 | 0 | 0 | 0 | 0/0 | 0/0 | 0 | 6 |
| Wilson, Mike | 1 | 0 | 1 | 0 | 0 | 0 | 0 | 0/0 | 0/0 | 0 | 6 |
| 49ERS | 51 | 14 | 35 | 0 | 1 | 0 | 0 | 51/49 | 36/29 | 0 | 442 |
| OPPONENTS | 26 | 9 | 15 | 0 | 1 | 0 | 1** | 26/26 | 31/23 | 1 | 253 |

*ret blkd FGA **rcvrd blkd punt

| | | | | | |
|-------------------|------------|-------------|------------|------------|-----------|
| RUSHING | Att | Yds | Avg | LG | TD |
| Craig, Roger | 271 | 1054 | 3.9 | 27 | 6 |
| Rathman, Tom | 79 | 305 | 3.9 | 13 | 1 |
| Montana, Joe | 49 | 227 | 4.6 | 19 | 3 |
| Flagler, Terrence | 33 | 129 | 3.9 | 29t | 1 |
| Young, Steve | 38 | 126 | 3.3 | 22 | 2 |
| Sydney, Harry | 9 | 56 | 6.2 | 18 | 0 |
| Rice, Jerry | 5 | 33 | 6.6 | 17 | 0 |
| Henderson, Keith | 7 | 30 | 4.3 | 11t | 1 |
| Taylor, John | 1 | 6 | 6.0 | 6 | 0 |
| Helton, Barry | 1 | 0 | 0.0 | 0 | 0 |
| 49ERS | 493 | 1966 | 4.0 | 29t | 14 |
| OPPONENTS | 372 | 1383 | 3.7 | 23 | 9 |

| | | | | | |
|-------------------|------------|-------------|-------------|------------|-----------|
| RECEIVING | No | Yds | Avg | LG | TD |
| Rice, Jerry | 82 | 1483 | 18.1 | 68t | 17 |
| Rathman, Tom | 73 | 616 | 8.4 | 36 | 1 |
| Taylor, John | 60 | 1077 | 18.0 | 95t | 10 |
| Craig, Roger | 49 | 473 | 9.7 | 44 | 1 |
| Jones, Brent | 40 | 500 | 12.5 | 36t | 4 |
| Wilson, Mike | 9 | 103 | 11.4 | 19 | 1 |
| Sydney, Harry | 9 | 71 | 7.9 | 13 | 0 |
| Flagler, Terrence | 6 | 51 | 8.5 | 30 | 0 |
| Walls, Wesley | 4 | 16 | 4.0 | 9 | 1 |
| Henderson, Keith | 3 | 130 | 43.3 | 78 | 0 |
| Williams, Jamie | 3 | 38 | 12.7 | 17 | 0 |
| Greer, Terry | 1 | 26 | 26.0 | 26 | 0 |
| 49ERS | 339 | 4584 | 13.5 | 95t | 35 |
| OPPONENTS | 316 | 3568 | 11.3 | 65t | 15 |

| | | | | | |
|----------------------|-----------|------------|-------------|-----------|-----------|
| INTERCEPTIONS | No | Yds | Avg | LG | TD |
| Lott, Ronnie | 5 | 34 | 6.8 | 28 | 0 |
| Brooks, Chet | 3 | 31 | 10.3 | 19 | 0 |
| Wright, Eric | 2 | 37 | 18.5 | 23 | 0 |
| Jackson, Johnny | 2 | 35 | 17.5 | 19 | 0 |
| Griffin, Don | 2 | 6 | 3.0 | 3 | 0 |
| Turner, Keena | 1 | 42 | 42.0 | 42 | 0 |
| Holmoe, Tom | 1 | 23 | 23.0 | 23 | 0 |
| McKyer, Tim | 1 | 18 | 18.0 | 18 | 0 |
| Romanowski, Bill | 1 | 13 | 13.0 | 13 | 0 |
| Pollard, Darryl | 1 | 12 | 12.0 | 12 | 0 |
| Millen, Matt | 1 | 10 | 10.0 | 10 | 0 |
| DeLong, Keith | 1 | 1 | 1.0 | 1 | 0 |
| 49ERS | 21 | 262 | 12.5 | 42 | 0 |
| OPPONENTS | 11 | 140 | 12.7 | 35 | 0 |

| | | | | | |
|------------------------|-----------|-------------|-------------|-----------|-----------|
| KICKOFF RETURNS | No | Yds | Avg | LG | TD |
| Flagler, Terrence | 32 | 643 | 20.1 | 41 | 0 |
| Tillman, Spencer | 10 | 206 | 20.6 | 60 | 0 |
| Sydney, Harry | 3 | 16 | 5.3 | 16 | 0 |
| Taylor, John | 2 | 51 | 25.5 | 27 | 0 |
| Henderson, Keith | 2 | 21 | 10.5 | 13 | 0 |
| Greer, Terry | 1 | 17 | 17.0 | 17 | 0 |
| Jackson, Johnny | 1 | 0 | 0.0 | 0 | 0 |
| 49ERS | 51 | 954 | 18.7 | 60 | 0 |
| OPPONENTS | 76 | 1435 | 18.9 | 37 | 0 |

| | | | | | | |
|---------------------|-----------|-----------|------------|-------------|-----------|-----------|
| PUNT RETURNS | No | FC | Yds | Avg | LG | TD |
| Taylor, John | 36 | 20 | 417 | 11.6 | 37 | 0 |
| Greer, Terry | 1 | 0 | 3 | 3.0 | 3 | 0 |
| Griffin, Don | 1 | 0 | 9 | 9.0 | 9 | 0 |
| Romanowski, Bill | 1 | 0 | 0 | 0.0 | 0 | 0 |
| 49ERS | 39 | 20 | 429 | 11.0 | 37 | 0 |
| OPPONENTS | 35 | 4 | 361 | 10.3 | 22 | 0 |

| | | | | | | | |
|------------------|-----------|-------------|-------------|-----------|-------------|-----------|------------|
| PUNTING | No | Yds | Avg | TB | I-20 | LG | Bik |
| Helton, Barry | 55 | 2226 | 40.5 | 6 | 13 | 56 | 1 |
| 49ERS | 55 | 2226 | 39.8 | 6 | 13 | 56 | 1 |
| OPPONENTS | 74 | 2875 | 38.9 | 4 | 18 | 57 | 0 |

| | | | | | | | | |
|------------------|------------|-------------|-------------|-------------|------------|-----------|------------|--------------|
| PASSING | Att | Comp | Pct | Yds | LG | TD | Int | QB |
| Montana, Joe | 386 | 271 | 70.2 | 3521 | 95t | 26 | 8 | 112.4 |
| Young, Steve | 92 | 64 | 69.6 | 1001 | 50t | 8 | 3 | 120.8 |
| Bono, Steve | 5 | 4 | 80.0 | 62 | 45t | 1 | 0 | 157.9 |
| 49ERS | 483 | 339 | 70.2 | 4584 | 95t | 35 | 11 | 114.8 |
| OPPONENTS | 564 | 316 | 56.0 | 3568 | 65t | 15 | 21 | 68.5 |



1990 (14-2/15-3)

NFC West Champions

George Seifert, Coach

| | | | |
|---|----|--------------------------------------|---------|
| W | 13 | at New Orleans (68,629)–MN/S–10 | 12 |
| W | 26 | Washington (64,287)/S–16 | 13 |
| W | 19 | Atlanta (62,858)/S–23 | 13 |
| – | – | BYE/S–30 | – |
| W | 24 | at Houston (59,931)/O–7 | 21 |
| W | 45 | at Atlanta (57,921)/O–14 | 35 |
| W | 27 | Pittsburgh (64,301)/O–21 | 7 |
| W | 20 | Cleveland (63,672)/O–28 | 17 |
| W | 24 | at Green Bay (58,835)/N–4 | 20 |
| W | 24 | at Dallas (62,966)–SUN/N–11 | 6 |
| W | 31 | Tampa Bay (62,221)/N–18 | 7 |
| L | 17 | Los Angeles Rams (62,633)/N–25 | 28 |
| W | 7 | New York Giants (66,092)–MN/D–3 | 3 |
| W | 20 | at Cincinnati (60,084)/D–9 | (OT) 17 |
| W | 26 | at Los Angeles Rams (65,619)–MN/D–17 | 10 |
| L | 10 | New Orleans (60,112)/D–23 | 13 |
| W | 20 | at Minnesota (51,590)/D–30 | 17 |

353 **239**

NFC PLAYOFF - JAN. 12

(at San Francisco – Candlestick Park)

| | | | |
|---|----|------------------------|----|
| W | 28 | Washington (65,292)–SA | 10 |
|---|----|------------------------|----|

NFC CHAMPIONSHIP - JAN. 20

(at San Francisco – Candlestick Park)

| | | | |
|---|----|--------------------------|----|
| L | 13 | New York Giants (66,334) | 15 |
|---|----|--------------------------|----|

TEAM STATISTICS

| | 49ers | Opp |
|------------------------------|--------------|------------|
| TOTAL FIRST DOWNS | 324 | 250 |
| By Rushing | 107 | 77 |
| By Passing | 201 | 157 |
| By Penalties | 16 | 16 |
| TOTAL YARDS GAINED | 5895 | 4273 |
| By Rushing | 1718 | 1258 |
| By Passing | 4177 | 3015 |
| TOTAL PLAYS FROM SCRIMMAGE | 1074 | 919 |
| Rushes | 454 | 353 |
| Average Gain Per Rush | 3.8 | 3.6 |
| NET YARDS PASSING | 4177 | 3015 |
| Passes Attempted | 583 | 522 |
| Passes Completed | 360 | 265 |
| Percent Completed | 61.8 | 50.8 |
| Had Intercepted | 16 | 17 |
| Times Sacked | 37 | 44 |
| Lost Attempting to Pass | 194 | 263 |
| PUNTS | 70 | 82 |
| Total Yardage of Punts | 2537 | 3280 |
| Average Length | 36.2 | 40.0 |
| KICKOFF RETURNS | 53 | 66 |
| Total Yards Returned | 965 | 1284 |
| Average Length of Return | 18.2 | 19.5 |
| PENALTIES | 104 | 85 |
| Yards Penalized | 828 | 641 |
| FUMBLES | 24 | 21 |
| Own Fumbles Recovered | 10 | 7 |
| Opponents' Fumbles Recovered | 14 | 14 |
| FIELD GOALS | 24 | 19 |
| Field Goals Attempted | 36 | 23 |
| TOTAL POINTS SCORED | 353 | 239 |
| Touchdowns Scored | 40 | 26 |
| Touchdowns Rushing | 12 | 7 |
| Touchdowns Passing | 28 | 17 |
| Touchdown Returns | 0 | 2 |
| Extra Points | 39 | 26 |
| Safeties | 1 | 0 |
| AVG. TIME OF POSSESSION | 32:49 | 27:11 |

| SCORING | TDs | Ru | Pa | Int | Fu | KO | Pu | PAT | FG | S | Pts |
|----------------|------------|-----------|-----------|------------|-----------|-----------|-----------|------------|-----------|----------|------------|
| Cofer, Mike | 0 | 0 | 0 | 0 | 0 | 0 | 0 | 39/39 | 36/24 | 0 | 111 |
| Rice, Jerry | 13 | 0 | 13 | 0 | 0 | 0 | 0 | 0/0 | 0/0 | 0 | 78 |
| Rathman, Tom | 7 | 7 | 0 | 0 | 0 | 0 | 0 | 0/0 | 0/0 | 0 | 42 |
| Taylor, John | 7 | 0 | 7 | 0 | 0 | 0 | 0 | 0/0 | 0/0 | 0 | 42 |
| Jones, Brent | 5 | 0 | 5 | 0 | 0 | 0 | 0 | 0/0 | 0/0 | 0 | 30 |

(continued)

| SCORING | TDs | Ru | Pa | Int | Fu | KO | Pu | PAT | FG | S | Pts |
|------------------|------------|-----------|-----------|------------|-----------|-----------|-----------|--------------|--------------|----------|------------|
| Sydney, Harry | 3 | 2 | 1 | 0 | 0 | 0 | 0 | 0/0 | 0/0 | 0 | 18 |
| Sherrard, Mike | 2 | 0 | 2 | 0 | 0 | 0 | 0 | 0/0 | 0/0 | 0 | 12 |
| Craig, Roger | 1 | 1 | 0 | 0 | 0 | 0 | 0 | 0/0 | 0/0 | 0 | 6 |
| Carter, Dexter | 1 | 1 | 0 | 0 | 0 | 0 | 0 | 0/0 | 0/0 | 0 | 6 |
| Montana, Joe | 1 | 1 | 0 | 0 | 0 | 0 | 0 | 0/0 | 0/0 | 0 | 6 |
| Turner, Keena | 0 | 0 | 0 | 0 | 0 | 0 | 0 | 0/0 | 0/0 | 1 | 2 |
| 49ERS | 40 | 12 | 28 | 0 | 0 | 0 | 0 | 39/39 | 36/24 | 1 | 353 |
| OPPONENTS | 26 | 7 | 17 | 1 | 0 | 0 | 1* | 26/26 | 23/19 | 0 | 239 |

*ret. blkd punt

| RUSHING | Att | Yds | Avg | LG | TD |
|------------------|------------|-------------|------------|------------|-----------|
| Carter, Dexter | 114 | 460 | 4.0 | 74t | 1 |
| Craig, Roger | 141 | 439 | 3.1 | 26 | 1 |
| Rathman, Tom | 101 | 318 | 3.2 | 22 | 7 |
| Sydney, Harry | 35 | 166 | 4.7 | 19 | 2 |
| Montana, Joe | 40 | 162 | 4.1 | 20 | 1 |
| Young, Steve | 15 | 159 | 10.6 | 31 | 0 |
| Henderson, Keith | 6 | 14 | 2.3 | 9 | 0 |
| Rice, Jerry | 2 | 0 | 0.0 | 2 | 0 |
| 49ERS | 454 | 1718 | 3.8 | 74t | 12 |
| OPPONENTS | 353 | 1258 | 3.6 | 27 | 7 |

| RECEIVING | No | Yds | Avg | LG | TD |
|------------------|------------|-------------|-------------|------------|-----------|
| Rice, Jerry | 100 | 1502 | 15.0 | 64t | 13 |
| Jones, Brent | 56 | 747 | 13.3 | 67t | 5 |
| Taylor, John | 49 | 748 | 15.3 | 78t | 7 |
| Rathman, Tom | 48 | 327 | 6.8 | 28 | 0 |
| Carter, Dexter | 25 | 217 | 8.7 | 26 | 0 |
| Craig, Roger | 25 | 201 | 8.0 | 31 | 0 |
| Sherrard, Mike | 17 | 264 | 15.5 | 43t | 2 |
| Sydney, Harry | 10 | 116 | 11.6 | 23t | 1 |
| Williams, Jamie | 9 | 54 | 6.0 | 9 | 0 |
| Wilson, Mike | 7 | 89 | 12.7 | 34 | 0 |
| Lewis, Ron | 5 | 44 | 8.8 | 14 | 0 |
| Walls, Wesley | 5 | 27 | 5.4 | 11 | 0 |
| Henderson, Keith | 4 | 35 | 8.7 | 9 | 0 |
| 49ERS | 360 | 4371 | 12.1 | 78t | 28 |
| OPPONENTS | 265 | 3278 | 12.4 | 75t | 17 |

| INTERCEPTIONS | No | Yds | Avg | LG | TD |
|-------------------------|-----------|------------|-------------|------------|-----------|
| Waymer, Dave | 7 | 64 | 9.1 | 24 | 0 |
| Griffin, Don | 3 | 32 | 10.7 | 23 | 0 |
| Lott, Ronnie | 3 | 26 | 8.7 | 15 | 0 |
| Lewis, Kevin | 1 | 28 | 28.0 | 28 | 0 |
| Plummer, Bruce (Den/SF) | 1 | 16 | 16.0 | 16 | 0 |
| Davis, Eric | 1 | 13 | 13.0 | 13 | 0 |
| Millen, Matt | 1 | 8 | 8.0 | 8 | 0 |
| Pollard, Darryl | 1 | 0 | 0.0 | 0 | 0 |
| 49ERS | 17 | 171 | 10.1 | 28 | 0 |
| OPPONENTS | 16 | 176 | 11.0 | 65t | 1 |

| KICKOFF RETURNS | No | Yds | Avg | LG | TD |
|------------------------|-----------|-------------|-------------|-----------|-----------|
| Carter, Dexter | 41 | 783 | 19.1 | 35 | 0 |
| Tillman, Spencer | 6 | 111 | 18.5 | 30 | 0 |
| Sydney, Harry | 2 | 33 | 16.5 | 19 | 0 |
| Williams, Jamie | 2 | 7 | 3.5 | 7 | 0 |
| Walls, Wesley | 1 | 16 | 16.0 | 16 | 0 |
| Griffin, Don | 1 | 15 | 15.0 | 15 | 0 |
| 49ERS | 53 | 965 | 18.2 | 35 | 0 |
| OPPONENTS | 66 | 1284 | 19.5 | 50 | 0 |

| PUNT RETURNS | No | FC | Yds | Avg | LG | TD |
|---------------------|-----------|-----------|------------|------------|-----------|-----------|
| Taylor, John | 26 | 5 | 212 | 8.2 | 30 | 0 |
| Griffin, Don | 16 | 8 | 105 | 6.6 | 20 | 0 |
| Davis, Eric | 5 | 3 | 38 | 7.6 | 24 | 0 |
| Wilson, Mike | 1 | 0 | 1 | 1.0 | 1 | 0 |
| 49ERS | 48 | 16 | 356 | 7.4 | 30 | 0 |
| OPPONENTS | 30 | 13 | 215 | 7.2 | 20 | 0 |

| PUNTING | No | Yds | Avg | TB | I-20 | LG | Bik |
|------------------|-----------|-------------|-------------|-----------|-------------|-----------|------------|
| Helton, Barry | 69 | 2537 | 36.8 | 8 | 15 | 56 | 1 |
| 49ERS | 70 | 2537 | 36.2 | 8 | 15 | 56 | 1 |
| OPPONENTS | 82 | 3280 | 40.0 | 6 | 15 | 59 | 0 |

| PASSING | Att | Comp | Pct | Yds | LG | TD | Int | QB |
|------------------|------------|-------------|-------------|-------------|------------|-----------|------------|-------------|
| Montana, Joe | 520 | 321 | 61.7 | 3944 | 78t | 26 | 16 | 89.0 |
| Young, Steve | 62 | 38 | 61.3 | 427 | 34t | 2 | 0 | 92.6 |
| Helton, Barry | 1 | 1 | 100.0 | 0 | 0 | 0 | 0 | 79.2 |
| 49ERS | 583 | 360 | 61.8 | 4371 | 78t | 28 | 16 | 89.4 |
| OPPONENTS | 522 | 265 | 50.8 | 3278 | 75t | 17 | 17 | 67.8 |



1991 (10-6)

George Seifert, Coach

| | | | |
|------------|----|--------------------------------------|------------|
| L | 14 | at New York Giants (76,319)–MN/S–2 | 16 |
| W | 34 | San Diego (60,753)/S–8 | 14 |
| L | 14 | at Minnesota (59,148)/S–15 | 17 |
| W | 27 | Los Angeles Rams (63,871)/S–22 | 10 |
| L | 6 | at Los Angeles Raiders (91,494)/S–29 | 12 |
| – | – | BYE/O–6 | – |
| L | 34 | Atlanta (57,343)/O–13 | 39 |
| W | 35 | Detroit (61,240)/O–20 | 3 |
| W | 23 | at Philadelphia (65,796)/O–27 | 7 |
| L | 14 | at Atlanta (51,259)/N–3 | 17 |
| L | 3 | at New Orleans (68,591)/N–10 | 10 |
| W | 14 | Phoenix (50,180)/N–17 | 10 |
| W | 33 | at Los Angeles Rams (61,881)–MN/N–25 | 10 |
| W | 38 | New Orleans (62,092)/D–1 | 24 |
| W | 24 | at Seattle (56,711)/D–8 | 22 |
| W | 28 | Kansas City (62,672)/SA/D–14 | 14 |
| W | 52 | Chicago (60,419)–MN/D–23 | 14 |
| 393 | | | 239 |

TEAM STATISTICS

| | 49ers | Opp |
|------------------------------|--------------|------------|
| TOTAL FIRST DOWNS | 336 | 260 |
| By Rushing | 112 | 86 |
| By Passing | 197 | 155 |
| By Penalties | 27 | 19 |
| TOTAL YARDS GAINED | 5858 | 4554 |
| By Rushing | 1861 | 1512 |
| By Passing | 3997 | 3042 |
| TOTAL PLAYS FROM SCRIMMAGE | 986 | 929 |
| Rushes | 440 | 399 |
| Average Gain Per Rush | 4.2 | 3.8 |
| NET YARDS PASSING | 3997 | 3042 |
| Passes Attempted | 522 | 499 |
| Passes Completed | 325 | 267 |
| Percent Completed | 62.3 | 53.5 |
| Had Intercepted | 12 | 12 |
| Times Sacked | 24 | 31 |
| Lost Attempting to Pass | 170 | 212 |
| PUNTS | 56 | 82 |
| Total Yardage of Punts | 2197 | 3365 |
| Average Length | 39.2 | 41.0 |
| KICKOFF RETURNS | 50 | 66 |
| Total Yards Returned | 1028 | 1288 |
| Average Length of Return | 20.6 | 19.5 |
| PENALTIES | 114 | 84 |
| Yards Penalized | 902 | 782 |
| FUMBLES | 33 | 32 |
| Own Fumbles Recovered | 14 | 16 |
| Opponents' Fumbles Recovered | 16 | 19 |
| FIELD GOALS | 14 | 22 |
| Field Goals Attempted | 28 | 25 |
| TOTAL POINTS SCORED | 393 | 239 |
| Touchdowns Scored | 50 | 25 |
| Touchdowns Rushing | 19 | 8 |
| Touchdowns Passing | 29 | 16 |
| Touchdown Returns | 2 | 1 |
| Extra Points | 49 | 23 |
| Safeties | 1 | 0 |
| AVG. TIME OF POSSESSION | 31:34 | 28:26 |

SCORING

| | TDs | Ru | Pa | Int | Fu | KO | Pu | PAT | FG | S | Pts |
|------------------|------------|-----------|-----------|------------|-----------|-----------|-----------|--------------|--------------|----------|------------|
| Cofer, Mike | 0 | 0 | 0 | 0 | 0 | 0 | 0 | 50/49 | 28/14 | 0 | 91 |
| Rice, Jerry | 14 | 0 | 14 | 0 | 0 | 0 | 0 | 0/0 | 0/0 | 0 | 84 |
| Taylor, John | 9 | 0 | 9 | 0 | 0 | 0 | 0 | 0/0 | 0/0 | 0 | 54 |
| Sydney, Harry | 7 | 5 | 2 | 0 | 0 | 0 | 0 | 0/0 | 0/0 | 0 | 42 |
| Rathman, Tom | 6 | 6 | 0 | 0 | 0 | 0 | 0 | 0/0 | 0/0 | 0 | 36 |
| Carter, Dexter | 4 | 2 | 1 | 0 | 0 | 1 | 0 | 0/0 | 0/0 | 0 | 24 |
| Young, Steve | 4 | 4 | 0 | 0 | 0 | 0 | 0 | 0/0 | 0/0 | 0 | 24 |
| Henderson, Keith | 2 | 2 | 0 | 0 | 0 | 0 | 0 | 0/0 | 0/0 | 0 | 12 |
| Sherrard, Mike | 2 | 0 | 2 | 0 | 0 | 0 | 0 | 0/0 | 0/0 | 0 | 12 |
| Griffin, Don | 1 | 0 | 0 | 0 | 1 | 0 | 0 | 0/0 | 0/0 | 0 | 6 |
| Williams, Jamie | 1 | 0 | 1 | 0 | 0 | 0 | 0 | 0/0 | 0/0 | 0 | 6 |
| Jordan, Darin | 0 | 0 | 0 | 0 | 0 | 0 | 0 | 0/0 | 0/0 | 1 | 2 |
| 49ERS | 50 | 19 | 29 | 0 | 1 | 1 | 0 | 50/49 | 28/14 | 1 | 393 |
| OPPONENTS | 25 | 8 | 16 | 0 | 0 | 1 | 0 | 25/23 | 25/22 | 0 | 239 |

RUSHING

| | Att | Yds | Avg | LG | TD |
|------------------|------------|-------------|------------|------------|-----------|
| Henderson, Keith | 137 | 561 | 4.1 | 25 | 2 |
| Young, Steve | 66 | 415 | 6.3 | 21 | 4 |
| Carter, Dexter | 85 | 379 | 4.5 | 53t | 2 |
| Sydney, Harry | 57 | 245 | 4.3 | 32 | 5 |
| Rathman, Tom | 63 | 183 | 2.9 | 16 | 6 |
| Bono, Steve | 17 | 46 | 2.7 | 18 | 0 |
| Tillman, Spencer | 13 | 40 | 3.1 | 8 | 0 |
| Rice, Jerry | 1 | 2 | 2.0 | 2 | 0 |
| Prokop, Joe | 1 | –10 | –10.0 | –10 | 0 |
| 49ERS | 440 | 1861 | 4.2 | 53t | 19 |
| OPPONENTS | 399 | 1512 | 3.8 | 37 | 8 |

RECEIVING

| | No | Yds | Avg | LG | TD |
|------------------|------------|-------------|-------------|------------|-----------|
| Rice, Jerry | 80 | 1206 | 15.1 | 73t | 14 |
| Taylor, John | 64 | 1011 | 15.8 | 97t | 9 |
| Rathman, Tom | 34 | 286 | 8.4 | 32 | 0 |
| Henderson, Keith | 30 | 303 | 10.1 | 23 | 0 |
| Jones, Brent | 27 | 417 | 15.4 | 41 | 0 |
| Sherrard, Mike | 24 | 296 | 12.3 | 31 | 2 |
| Carter, Dexter | 23 | 253 | 11.0 | 26 | 1 |
| Williams, Jamie | 22 | 235 | 10.7 | 21 | 1 |
| Sydney, Harry | 13 | 90 | 6.9 | 19 | 2 |
| Beach, Sanjay | 4 | 43 | 10.8 | 20 | 0 |
| Walls, Wesley | 2 | 24 | 12.0 | 21 | 0 |
| Tillman, Spencer | 2 | 3 | 1.5 | 3 | 0 |
| 49ERS | 325 | 4167 | 12.8 | 97t | 29 |
| OPPONENTS | 267 | 3254 | 12.2 | 51 | 16 |

INTERCEPTIONS

| | No | Yds | Avg | LG | TD |
|------------------|-----------|------------|-------------|-----------|-----------|
| Waymer, Dave | 4 | 77 | 19.3 | 42 | 0 |
| Lewis, Kevin | 2 | 20 | 10.0 | 20 | 0 |
| Jackson, Johnny | 1 | 11 | 11.0 | 11 | 0 |
| Romanowski, Bill | 1 | 7 | 7.0 | 7 | 0 |
| Lee, Mark | 1 | 5 | 5.0 | 5 | 0 |
| Whitmore, David | 1 | 5 | 5.0 | 5 | 0 |
| Bowles, Todd | 1 | 0 | 0.0 | 0 | 0 |
| Griffin, Don | 1 | 0 | 0.0 | 0 | 0 |
| 49ERS | 12 | 125 | 10.4 | 42 | 0 |
| OPPONENTS | 12 | 82 | 6.8 | 37 | 0 |

KICKOFF RETURNS

| | No | Yds | Avg | LG | TD |
|------------------|-----------|-------------|-------------|-------------|-----------|
| Carter, Dexter | 37 | 839 | 22.7 | 98t | 1 |
| Tillman, Spencer | 9 | 132 | 14.7 | 27 | 0 |
| Beach, Sanjay | 2 | 37 | 18.5 | 23 | 0 |
| Sydney, Harry | 1 | 13 | 13.0 | 13 | 0 |
| Whitmore, David | 1 | 7 | 7.0 | 7 | 0 |
| 49ERS | 50 | 1028 | 20.6 | 98t | 1 |
| OPPONENTS | 66 | 1288 | 19.5 | 100t | 0 |

PUNT RETURNS

| | No | FC | Yds | Avg | LG | TD |
|------------------|-----------|-----------|------------|------------|-----------|-----------|
| Taylor, John | 31 | 14 | 267 | 8.6 | 24 | 0 |
| Bach, Sanjay | 10 | 0 | 53 | 5.3 | 15 | 0 |
| Lewis, Kevin | 1 | 0 | 0 | 0.0 | 0 | 0 |
| Griffin, Don | 0 | 1 | 0 | 0.0 | 0 | 0 |
| 49ERS | 42 | 15 | 320 | 7.6 | 24 | 0 |
| OPPONENTS | 30 | 6 | 239 | 8.0 | 23 | 0 |

PUNTING

| | No | Yds | Avg | TB | I-20 | LG | Blk |
|-------------------|-----------|-------------|-------------|-----------|-------------|-----------|------------|
| Prokop, Joe | 40 | 1541 | 38.5 | 1 | 8 | 58 | 0 |
| Mojsiejenko, Ralf | 16 | 656 | 41.0 | 4 | 0 | 55 | 0 |
| 49ERS | 56 | 2197 | 39.2 | 5 | 8 | 58 | 0 |
| OPPONENTS | 82 | 3365 | 41.0 | 10 | 17 | 58 | 0 |

PASSING

| | Att | Comp | Pct | Yds | LG | TD | Int | QB |
|------------------|------------|-------------|-------------|-------------|------------|-----------|------------|-------------|
| Young, Steve | 279 | 180 | 64.5 | 2517 | 97t | 17 | 8 | 101.8 |
| Bono, Steve | 237 | 141 | 59.5 | 1617 | 78 | 11 | 4 | 88.5 |
| Musgrave, Bill | 5 | 4 | 80.0 | 33 | 15t | 1 | 0 | 133.8 |
| Sydney, Harry | 1 | 0 | 0.0 | 0 | 0 | 0 | 0 | 39.6 |
| 49ERS | 522 | 325 | 62.3 | 4167 | 97t | 29 | 12 | 96.2 |
| OPPONENTS | 499 | 267 | 53.5 | 3254 | 51 | 16 | 12 | 74.5 |



1992 (14-2/15-3)
NFC West Champions
George Seifert, Coach

| | | | |
|---------------------------------------|----|-----------------------------------|------------|
| W | 31 | at New York Giants (74,519)/S-6 | 14 |
| L | 31 | Buffalo (64,053)/S-13 | 34 |
| W | 31 | at New York Jets (71,020)/S-20 | 14 |
| W | 16 | at New Orleans (68,591)-SUN/S-27 | 10 |
| W | 27 | Los Angeles Rams (63,071)/O-4 | 24 |
| W | 24 | at New England (54,126)/O-11 | 12 |
| W | 56 | Atlanta (63,302)/O-18 | 17 |
| - | - | BYE/O-25 | - |
| L | 14 | at Phoenix (47,642)/N-1 | 24 |
| W | 41 | at Atlanta (67,404)-MN/N-9 | 3 |
| W | 21 | New Orleans (64,895)/N-15 | 20 |
| W | 27 | at Los Angeles Rams (65,858)/N-22 | 10 |
| W | 20 | Philadelphia (63,374)/N-29 | 14 |
| W | 27 | Miami (58,474)/D-6 | 3 |
| W | 20 | at Minnesota (60,685)/D-13 | 17 |
| W | 21 | Tampa Bay (60,519)/D-19 | 14 |
| W | 24 | Detroit (55,907)-MN/D-28 | 6 |
| 431 | | | 236 |
| NFC PLAYOFF - JAN. 9 | | | |
| (at San Francisco - Candlestick Park) | | | |
| W | 20 | Washington (64,991)-SA | 13 |
| NFC CHAMPIONSHIP - JAN. 17 | | | |
| (at San Francisco - Candlestick Park) | | | |
| L | 20 | Dallas (64,920) | 30 |

| | | |
|------------------------------|--------------|------------|
| TEAM STATISTICS | 49ers | Opp |
| TOTAL FIRST DOWNS | 344 | 277 |
| By Rushing | 135 | 90 |
| By Passing | 192 | 174 |
| By Penalties | 17 | 13 |
| TOTAL YARDS GAINED | 6195 | 4787 |
| By Rushing | 2315 | 1418 |
| By Passing | 3880 | 3369 |
| TOTAL PLAYS FROM SCRIMMAGE | 994 | 943 |
| Rushes | 482 | 351 |
| Average Gain Per Rush | 4.8 | 4.0 |
| NET YARDS PASSING | 3880 | 3369 |
| Passes Attempted | 480 | 551 |
| Passes Completed | 319 | 320 |
| Percent Completed | 66.5 | 58.1 |
| Had Intercepted | 9 | 17 |
| Times Sacked | 32 | 41 |
| Lost Attempting to Pass | 174 | 273 |
| PUNTS | 49 | 76 |
| Total Yardage of Punts | 1918 | 3134 |
| Average Length | 39.1 | 41.2 |
| KICKOFF RETURNS | 42 | 66 |
| Total Yards Returned | 879 | 1273 |
| Average Length of Return | 20.9 | 19.3 |
| PENALTIES | 80 | 79 |
| Yards Penalized | 636 | 651 |
| FUMBLES | 29 | 23 |
| Own Fumbles Recovered | 16 | 11 |
| Opponents' Fumbles Recovered | 12 | 13 |
| FIELD GOALS | 18 | 16 |
| Field Goals Attempted | 27 | 20 |
| TOTAL POINTS SCORED | 431 | 236 |
| Touchdowns Scored | 54 | 27 |
| Touchdowns Rushing | 22 | 5 |
| Touchdowns Passing | 29 | 20 |
| Touchdown Returns | 3 | 2 |
| Extra Points | 53 | 26 |
| Safeties | 0 | 0 |
| AVG. TIME OF POSSESSION | 32:19 | 27:41 |

| | | | | | | | | | | | |
|----------------|------------|-----------|-----------|------------|-----------|-----------|-----------|------------|-----------|----------|------------|
| SCORING | TDs | Ru | Pa | Int | Fu | KO | Pu | PAT | FG | S | Pts |
| Cofer, Mike | 0 | 0 | 0 | 0 | 0 | 0 | 0 | 54/53 | 27/18 | 0 | 107 |
| Rice, Jerry | 11 | 1 | 10 | 0 | 0 | 0 | 0 | 0/0 | 0/0 | 0 | 66 |
| Watters, Ricky | 11 | 9 | 2 | 0 | 0 | 0 | 0 | 0/0 | 0/0 | 0 | 66 |
| Rathman, Tom | 9 | 5 | 4 | 0 | 0 | 0 | 0 | 0/0 | 0/0 | 0 | 54 |
| Jones, Brent | 4 | 0 | 4 | 0 | 0 | 0 | 0 | 0/0 | 0/0 | 0 | 24 |
| Lee, Amp | 4 | 2 | 2 | 0 | 0 | 0 | 0 | 0/0 | 0/0 | 0 | 24 |
| Young, Steve | 4 | 4 | 0 | 0 | 0 | 0 | 0 | 0/0 | 0/0 | 0 | 24 |
| Taylor, John | 3 | 0 | 3 | 0 | 0 | 0 | 0 | 0/0 | 0/0 | 0 | 18 |

(continued)

| | | | | | | | | | | | |
|------------------------|------------|-------------|-------------|-------------|-------------|-----------|------------|--------------|--------------|----------|------------|
| SCORING | TDs | Ru | Pa | Int | Fu | KO | Pu | PAT | FG | S | Pts |
| Turner, Odessa | 2 | 0 | 2 | 0 | 0 | 0 | 0 | 0/0 | 0/0 | 0 | 12 |
| Carter, Dexter | 1 | 0 | 1 | 0 | 0 | 0 | 0 | 0/0 | 0/0 | 0 | 6 |
| Hanks, Merton | 1 | 0 | 0 | 0 | 0 | 0 | 1 | 0/0 | 0/0 | 0 | 6 |
| Johnson, John | 1 | 0 | 0 | 1 | 0 | 0 | 0 | 0/0 | 0/0 | 0 | 6 |
| Logan, Marc | 1 | 1 | 0 | 0 | 0 | 0 | 0 | 0/0 | 0/0 | 0 | 6 |
| Sherrard, Mike | 1 | 0 | 0 | 0 | 1 | 0 | 0 | 0/0 | 0/0 | 0 | 6 |
| Williams, Jamie | 1 | 0 | 1 | 0 | 0 | 0 | 0 | 0/0 | 0/0 | 0 | 6 |
| 49ERS | 54 | 22 | 29 | 1 | 1 | 0 | 1 | 54/53 | 27/18 | 0 | 431 |
| OPPONENTS | 27 | 5 | 20 | 2 | 0 | 0 | 0 | 27/26 | 20/16 | 0 | 236 |
| RUSHING | Att | Yds | Avg | LG | TD | | | | | | |
| Watters, Ricky | 206 | 1013 | 4.9 | 43 | 9 | | | | | | |
| Young, Steve | 76 | 537 | 7.1 | 39t | 4 | | | | | | |
| Lee, Amp | 91 | 362 | 4.0 | 43 | 2 | | | | | | |
| Rathman, Tom | 57 | 194 | 3.4 | 17 | 5 | | | | | | |
| Rice, Jerry | 9 | 58 | 6.4 | 26t | 1 | | | | | | |
| Logan, Marc | 8 | 44 | 5.5 | 26 | 1 | | | | | | |
| Henderson, Keith | 10 | 37 | 3.7 | 9 | 0 | | | | | | |
| Montana, Joe | 3 | 28 | 9.3 | 16 | 0 | | | | | | |
| Bono, Steve | 15 | 23 | 1.5 | 19 | 0 | | | | | | |
| Taylor, John | 1 | 10 | 10.0 | 10 | 0 | | | | | | |
| Carter, Dexter | 4 | 9 | 2.3 | 6 | 0 | | | | | | |
| Wilmsmeyer, Klaus | 2 | 0 | 0.0 | 10 | 0 | | | | | | |
| 49ERS | 482 | 2315 | 4.8 | 43 | 22 | | | | | | |
| OPPONENTS | 351 | 1418 | 4.0 | 35 | 5 | | | | | | |
| RECEIVING | No | Yds | Avg | LG | TD | | | | | | |
| Rice, Jerry | 84 | 1201 | 14.3 | 80t | 10 | | | | | | |
| Jones, Brent | 45 | 628 | 14.0 | 43 | 4 | | | | | | |
| Rathman, Tom | 44 | 343 | 7.8 | 27t | 4 | | | | | | |
| Watters, Ricky | 43 | 405 | 9.4 | 35 | 2 | | | | | | |
| Sherrard, Mike | 38 | 607 | 16.0 | 56 | 0 | | | | | | |
| Taylor, John | 25 | 428 | 17.1 | 54t | 3 | | | | | | |
| Lee, Amp | 20 | 102 | 5.1 | 17 | 2 | | | | | | |
| Turner, Odessa | 9 | 200 | 22.2 | 57 | 2 | | | | | | |
| Williams, Jamie | 7 | 76 | 10.9 | 21 | 1 | | | | | | |
| Logan, Marc | 2 | 17 | 8.5 | 13 | 0 | | | | | | |
| Carter, Dexter | 1 | 43 | 43.0 | 43t | 1 | | | | | | |
| Henderson, Keith | 1 | 4 | 4.0 | 4 | 0 | | | | | | |
| 49ERS | 319 | 4054 | 12.7 | 80t | 29 | | | | | | |
| OPPONENTS | 320 | 3642 | 11.4 | 55t | 20 | | | | | | |
| INTERCEPTIONS | No | Yds | Avg | LG | TD | | | | | | |
| Griffin, Don | 5 | 4 | 0.8 | 2 | 0 | | | | | | |
| Davis, Eric | 3 | 52 | 17.3 | 37 | 0 | | | | | | |
| Hall, Dana | 2 | 34 | 17.0 | 34 | 0 | | | | | | |
| Hanks, Merton | 2 | 5 | 2.5 | 4 | 0 | | | | | | |
| Johnson, John | 1 | 56 | 56.0 | 56t | 1 | | | | | | |
| Roberts, Larry | 1 | 19 | 19.0 | 19 | 0 | | | | | | |
| DeLong, Keith | 1 | 2 | 2.0 | 2 | 0 | | | | | | |
| Brown, Dennis | 1 | 0 | 0.0 | 0 | 0 | | | | | | |
| Whitmore, David | 1 | 0 | 0.0 | 0 | 0 | | | | | | |
| 49ERS | 17 | 172 | 10.1 | 56t | 1 | | | | | | |
| OPPONENTS | 9 | 126 | 14.0 | 51t | 2 | | | | | | |
| KICKOFF RETURNS | No | Yds | Avg | LG | TD | | | | | | |
| Logan, Marc | 22 | 478 | 21.7 | 82 | 0 | | | | | | |
| Lee, Amp | 14 | 276 | 19.7 | 33 | 0 | | | | | | |
| Grant, Alan | 3 | 70 | 23.3 | 47 | 0 | | | | | | |
| Carter, Dexter | 2 | 55 | 27.5 | 32 | 0 | | | | | | |
| Turner, Odessa | 1 | 0 | 0.0 | 0 | 0 | | | | | | |
| 49ERS | 42 | 879 | 20.9 | 82 | 0 | | | | | | |
| OPPONENTS | 66 | 1273 | 19.3 | 45 | 0 | | | | | | |
| PUNT RETURNS | No | FC | Yds | Avg | LG | TD | | | | | |
| Grant, Alan | 29 | 10 | 249 | 8.6 | 46 | 0 | | | | | |
| Griffin, Don | 6 | 2 | 69 | 11.5 | 29 | 0 | | | | | |
| Lewis, Ronald | 4 | 0 | 23 | 5.8 | 9 | 0 | | | | | |
| Hanks, Merton | 1 | 0 | 48 | 48.0 | 48t | 1 | | | | | |
| 49ERS | 40 | 12 | 389 | 9.7 | 48t | 1 | | | | | |
| OPPONENTS | 23 | 9 | 177 | 7.7 | 27 | 0 | | | | | |
| PUNTING | No | Yds | Avg | TB | I-20 | LG | Bik | | | | |
| Wilmsmeyer, Klaus | 49 | 1918 | 39.1 | 2 | 19 | 58 | 0 | | | | |
| 49ERS | 49 | 1918 | 39.1 | 2 | 19 | 58 | 0 | | | | |
| OPPONENTS | 76 | 3134 | 41.2 | 7 | 23 | 71 | 0 | | | | |
| PASSING | Att | Comp | Pct | Yds | LG | TD | Int | QB | | | |
| Young, Steve | 402 | 268 | 66.7 | 3465 | 80t | 25 | 7 | 107.0 | | | |
| Bono, Steve | 56 | 36 | 64.3 | 463 | 36 | 2 | 2 | 87.1 | | | |
| Montana, Joe | 21 | 15 | 71.4 | 126 | 17 | 2 | 0 | 118.4 | | | |
| Watters, Ricky | 1 | 0 | 0.0 | 0 | 0 | 0 | 0 | 39.6 | | | |
| 49ERS | 480 | 319 | 66.5 | 4054 | 80t | 29 | 9 | 105.0 | | | |
| OPPONENTS | 551 | 320 | 58.1 | 3642 | 55t | 20 | 17 | 77.3 | | | |



1993 (10-6/11-7)

NFC West Champions
George Seifert, Coach

| | | | |
|---|----|-----------------------------------|------------|
| W | 24 | at Pittsburgh (57,502)/S-5 | 13 |
| L | 13 | at Cleveland (78,218)-MN/S-13 | 23 |
| W | 37 | Atlanta (63,032)/S-19 | 30 |
| L | 13 | at New Orleans (69,041)/S-26 | 16 |
| W | 38 | Minnesota (63,071)/O-3 | 19 |
| - | - | BYE/O-10 | - |
| L | 17 | at Dallas (65,099)/O-17 | 26 |
| W | 28 | Phoenix (62,020)/O-24 | 14 |
| W | 40 | Los Angeles Rams (63,417)/O-31 | 17 |
| - | - | BYE/N-7 | - |
| W | 45 | at Tampa Bay (43,835)/N-14 | 21 |
| W | 42 | New Orleans (66,500)-MN/N-22 | 7 |
| W | 35 | at Los Angeles Rams (62,143)/N-28 | 10 |
| W | 21 | Cincinnati (60,039)-SUN/D-5 | 8 |
| L | 24 | at Atlanta (64,688)-SA/D-11 | 27 |
| W | 55 | at Detroit (77,052)/D-19 | 17 |
| L | 7 | Houston (61,744)-SA/D-25 | 10 |
| L | 34 | Philadelphia (61,653)-MN/J-3 (OT) | 37 |
| | | | 473 |
| | | | 295 |

NFC PLAYOFF - JAN. 15

(at San Francisco - Candlestick Park)

| | | | |
|---|----|--------------------------|---|
| W | 44 | New York Giants (67,143) | 3 |
|---|----|--------------------------|---|

NFC CHAMPIONSHIP - JAN. 23

(at Irving - Texas Stadium)

| | | | |
|---|----|--------------------|----|
| L | 21 | at Dallas (64,902) | 38 |
|---|----|--------------------|----|

TEAM STATISTICS

| | | |
|------------------------------|-------|-------|
| TOTAL FIRST DOWNS | 372 | 297 |
| By Rushing | 134 | 109 |
| By Passing | 212 | 171 |
| By Penalties | 26 | 17 |
| TOTAL YARDS GAINED | 6435 | 4997 |
| By Rushing | 2133 | 1800 |
| By Passing | 4302 | 3197 |
| TOTAL PLAYS FROM SCRIMMAGE | 1022 | 1012 |
| Rushes | 463 | 404 |
| Average Gain Per Rush | 4.6 | 4.5 |
| NET YARDS PASSING | 4302 | 3197 |
| Passes Attempted | 524 | 564 |
| Passes Completed | 354 | 314 |
| Percent Completed | 67.6 | 55.7 |
| Had Intercepted | 17 | 19 |
| Times Sacked | 35 | 44 |
| Lost Attempting to Pass | 178 | 316 |
| PUNTS | 42 | 68 |
| Total Yardage of Punts | 1718 | 2985 |
| Average Length | 40.9 | 43.9 |
| KICKOFF RETURNS | 40 | 61 |
| Total Yards Returned | 715 | 1196 |
| Average Length of Return | 17.9 | 19.6 |
| PENALTIES | 95 | 99 |
| Yards Penalized | 800 | 743 |
| FUMBLES | 32 | 20 |
| Own Fumbles Recovered | 19 | 9 |
| Opponents' Fumbles Recovered | 11 | 13 |
| FIELD GOALS | 16 | 27 |
| Field Goals Attempted | 26 | 30 |
| TOTAL POINTS SCORED | 473 | 295 |
| Touchdowns Scored | 61 | 30 |
| Touchdowns Rushing | 26 | 6 |
| Touchdowns Passing | 29 | 23 |
| Touchdown Returns | 6 | 1 |
| Extra Points | 59 | 30 |
| Safeties | 0 | 2 |
| AVG. TIME OF POSSESSION | 30:24 | 29:36 |

SCORING

| | TDs | Ru | Pa | Int | Fu | KO | Pu | PAT | FG | S | Pts |
|----------------|-----|----|----|-----|----|----|----|-------|-------|---|-----|
| Cofer, Mike | 0 | 0 | 0 | 0 | 0 | 0 | 0 | 61/59 | 26/16 | 0 | 107 |
| Rice, Jerry | 16 | 1 | 15 | 0 | 0 | 0 | 0 | 0/0 | 0/0 | 0 | 96 |
| Watters, Ricky | 11 | 10 | 1 | 0 | 0 | 0 | 0 | 0/0 | 0/0 | 0 | 66 |
| Logan, Marc | 7 | 7 | 0 | 0 | 0 | 0 | 0 | 0/0 | 0/0 | 0 | 42 |
| Taylor, John | 5 | 0 | 5 | 0 | 0 | 0 | 0 | 0/0 | 0/0 | 0 | 30 |
| Jones, Brent | 3 | 0 | 3 | 0 | 0 | 0 | 0 | 0/0 | 0/0 | 0 | 18 |
| Lee, Amp | 3 | 1 | 2 | 0 | 0 | 0 | 0 | 0/0 | 0/0 | 0 | 18 |

(continued)

SCORING

| | TDs | Ru | Pa | Int | Fu | KO | Pu | PAT | FG | S | Pts |
|-----------------|-----|----|----|-----|----|----|----|-----|-----|---|-----|
| Rathman, Tom | 3 | 3 | 0 | 0 | 0 | 0 | 0 | 0/0 | 0/0 | 0 | 18 |
| Carter, Dexter | 2 | 1 | 0 | 0 | 0 | 0 | 1 | 0/0 | 0/0 | 0 | 12 |
| Davis, Eric | 2 | 0 | 0 | 1 | 1 | 0 | 0 | 0/0 | 0/0 | 0 | 12 |
| Young, Steve | 2 | 2 | 0 | 0 | 0 | 0 | 0 | 0/0 | 0/0 | 0 | 12 |
| Beach, Sanjay | 1 | 0 | 1 | 0 | 0 | 0 | 0 | 0/0 | 0/0 | 0 | 6 |
| Bono, Steve | 1 | 1 | 0 | 0 | 0 | 0 | 0 | 0/0 | 0/0 | 0 | 6 |
| Hanks, Merton | 1 | 0 | 0 | 1 | 0 | 0 | 0 | 0/0 | 0/0 | 0 | 6 |
| McGruder, Mike | 1 | 0 | 0 | 1 | 0 | 0 | 0 | 0/0 | 0/0 | 0 | 6 |
| Singleton, Nate | 1 | 0 | 1 | 0 | 0 | 0 | 0 | 0/0 | 0/0 | 0 | 6 |
| Tamm, Ralph | 1 | 0 | 0 | 0 | 1 | 0 | 0 | 0/0 | 0/0 | 0 | 6 |
| Williams, Jamie | 1 | 0 | 1 | 0 | 0 | 0 | 0 | 0/0 | 0/0 | 0 | 6 |

49ERS

| | | | | | | | | | | |
|-----------|-----------|-----------|----------|----------|----------|----------|--------------|--------------|----------|------------|
| 61 | 26 | 29 | 3 | 2 | 0 | 1 | 61/59 | 26/16 | 0 | 473 |
|-----------|-----------|-----------|----------|----------|----------|----------|--------------|--------------|----------|------------|

OPPONENTS

| | | | | | | | | | | |
|-----------|----------|-----------|----------|----------|----------|----------|--------------|--------------|----------|------------|
| 30 | 6 | 23 | 0 | 0 | 0 | 0 | 30/30 | 30/27 | 2 | 295 |
|-----------|----------|-----------|----------|----------|----------|----------|--------------|--------------|----------|------------|

RUSHING

| | Att | Yds | Avg | LG | TD |
|-------------------|-----|-----|------|-----|----|
| Watters, Ricky | 208 | 950 | 4.6 | 39 | 10 |
| Young, Steve | 69 | 407 | 5.9 | 35 | 2 |
| Logan, Marc | 58 | 280 | 4.8 | 45 | 7 |
| Lee, Amp | 72 | 230 | 3.2 | 13 | 1 |
| Rathman, Tom | 19 | 80 | 4.2 | 19 | 3 |
| Carter, Dexter | 10 | 72 | 7.2 | 50t | 1 |
| Rice, Jerry | 3 | 69 | 23.0 | 43t | 1 |
| Taylor, John | 2 | 17 | 8.5 | 12 | 0 |
| Walker, Adam | 5 | 17 | 3.4 | 11 | 0 |
| Bono, Steve | 12 | 14 | 1.2 | 10 | 1 |
| Wilmsmeyer, Klaus | 2 | 0 | 0.0 | 0 | 0 |
| Musgrave, Bill | 3 | -3 | -1.0 | -1 | 0 |

49ERS

| | | | | |
|------------|-------------|------------|------------|-----------|
| 463 | 2133 | 4.6 | 50t | 26 |
|------------|-------------|------------|------------|-----------|

OPPONENTS

| | | | | |
|------------|-------------|------------|-----------|----------|
| 404 | 1800 | 4.5 | 41 | 6 |
|------------|-------------|------------|-----------|----------|

RECEIVING

| | No | Yds | Avg | LG | TD |
|-----------------|----|------|------|-----|----|
| Rice, Jerry | 98 | 1503 | 15.3 | 80t | 15 |
| Jones, Brent | 68 | 735 | 10.8 | 29 | 3 |
| Taylor, John | 56 | 940 | 16.8 | 76t | 5 |
| Logan, Marc | 37 | 348 | 9.4 | 24 | 0 |
| Watters, Ricky | 31 | 326 | 10.5 | 48t | 1 |
| Williams, Jamie | 16 | 132 | 8.3 | 15 | 1 |
| Lee, Amp | 16 | 115 | 7.2 | 22 | 2 |
| Rathman, Tom | 10 | 86 | 8.6 | 17 | 0 |
| Singleton, Nate | 8 | 126 | 15.8 | 33 | 1 |
| Beach, Sanjay | 5 | 59 | 11.8 | 20t | 1 |
| Turner, Odessa | 3 | 64 | 21.3 | 32 | 0 |
| Carter, Dexter | 2 | 40 | 20.0 | 14 | 0 |
| Young, Steve | 2 | 2 | 1.0 | 6 | 0 |
| Walker, Adam | 1 | 4 | 4.0 | 4 | 0 |

49ERS

| | | | | |
|------------|-------------|-------------|------------|-----------|
| 354 | 4480 | 12.7 | 80t | 29 |
|------------|-------------|-------------|------------|-----------|

OPPONENTS

| | | | | |
|------------|-------------|-------------|------------|-----------|
| 314 | 3513 | 11.2 | 65t | 23 |
|------------|-------------|-------------|------------|-----------|

INTERCEPTIONS

| | No | Yds | Avg | LG | TD |
|-------------------|----|-----|------|-----|----|
| McGruder, Michael | 5 | 89 | 17.8 | 37 | 1 |
| Davis, Eric | 4 | 45 | 11.3 | 41t | 1 |
| Hanks, Merton | 3 | 104 | 34.7 | 67t | 1 |
| McDonald, Tim | 3 | 23 | 7.7 | 21 | 0 |
| Griffin, Don | 3 | 6 | 2.0 | 3 | 0 |
| Johnson, John | 1 | 0 | 0.0 | 0 | 0 |

49ERS

| | | | | |
|-----------|------------|-------------|------------|----------|
| 19 | 267 | 14.1 | 67t | 3 |
|-----------|------------|-------------|------------|----------|

OPPONENTS

| | | | | |
|-----------|------------|------------|-----------|----------|
| 17 | 157 | 9.2 | 30 | 0 |
|-----------|------------|------------|-----------|----------|

KICKOFF RETURNS

| | No | Yds | Avg | LG | TD |
|----------------|----|-----|------|----|----|
| Carter, Dexter | 25 | 494 | 19.8 | 60 | 0 |
| Lee, Amp | 10 | 160 | 16.0 | 28 | 0 |
| Walker, Adam | 3 | 51 | 17.0 | 30 | 0 |
| Brandes, John | 1 | 10 | 10.0 | 10 | 0 |
| Kelm, Larry | 1 | 0 | 0.0 | 0 | 0 |

49ERS

| | | | | |
|-----------|------------|-------------|-----------|----------|
| 40 | 715 | 17.9 | 60 | 0 |
|-----------|------------|-------------|-----------|----------|

OPPONENTS

| | | | | |
|-----------|-------------|-------------|-----------|----------|
| 61 | 1196 | 19.6 | 50 | 1 |
|-----------|-------------|-------------|-----------|----------|

PUNT RETURNS

| | No | FC | Yds | Avg | LG | TD |
|----------------|----|----|-----|------|-----|----|
| Carter, Dexter | 34 | 20 | 411 | 12.1 | 72t | 1 |
| Kelm, Larry | 1 | 0 | 0 | 0.0 | 0 | 0 |

49ERS

| | | | | | |
|-----------|-----------|------------|-------------|------------|----------|
| 35 | 20 | 411 | 11.7 | 72t | 1 |
|-----------|-----------|------------|-------------|------------|----------|

OPPONENTS

| | | | | | |
|-----------|----------|------------|-------------|-----------|----------|
| 15 | 8 | 171 | 11.4 | 50 | 0 |
|-----------|----------|------------|-------------|-----------|----------|

PUNTING

| | No | Yds | Avg | TB | I-20 | LG | Bk |
|-------------------|----|------|------|----|------|----|----|
| Wilmsmeyer, Klaus | 42 | 1718 | 40.9 | 5 | 11 | 61 | 0 |

49ERS

| | | | | | | |
|-----------|-------------|-------------|----------|-----------|-----------|----------|
| 42 | 1718 | 40.9 | 5 | 11 | 61 | 0 |
|-----------|-------------|-------------|----------|-----------|-----------|----------|

OPPONENTS

| | | | | | | |
|-----------|-------------|-------------|----------|-----------|-----------|----------|
| 68 | 2985 | 43.9 | 5 | 12 | 57 | 0 |
|-----------|-------------|-------------|----------|-----------|-----------|----------|

PASSING

| | Att | Comp | Pct | Yds | LG | TD | Int | QB |
|--------------|-----|------|-------|------|-----|----|-----|-------|
| Young, Steve | 462 | 314 | 68.0 | 4023 | 80t | 29 | 16 | 101.5 |
| Bono, Steve | 61 | 39 | 63.9 | 416 | 33 | 0 | 1 | 76.9 |
| Taylor, John | 1 | 1 | 100.0 | 41 | 41 | 0 | 0 | 118.8 |

49ERS

| | | | | | | | |
|------------|------------|-------------|-------------|------------|-----------|-----------|-------------|
| 524 | 354 | 67.6 | 4480 | 80t | 29 | 17 | 98.9 |
|------------|------------|-------------|-------------|------------|-----------|-----------|-------------|

OPPONENTS

| | | | | | | | |
|------------|------------|-------------|-------------|------------|-----------|-----------|-------------|
| 564 | 314 | 55.7 | 3513 | 65t | 23 | 19 | 74.0 |
|------------|------------|-------------|-------------|------------|-----------|-----------|-------------|



1994 (13-3/16-3)

NFC West Champions – World Champions
George Seifert, Coach

| | | | |
|------------|----|-------------------------------------|------------|
| W | 44 | Los Angeles Raiders (68,032)–MN/S–5 | 14 |
| L | 17 | at Kansas City (79,907)/S–11 | 24 |
| W | 34 | at Los Angeles Rams (56,479)/S–18 | 19 |
| W | 24 | New Orleans (63,971)/S–25 | 13 |
| L | 8 | Philadelphia (64,843)/O–2 | 40 |
| W | 27 | at Detroit (77,340)/O–9 | 21 |
| W | 42 | at Atlanta (67,298)/O–16 | 3 |
| W | 41 | Tampa Bay (62,741)/O–23 | 16 |
| – | – | BYE/O–30 | |
| W | 37 | at Washington (54,335)/N–6 | 22 |
| W | 21 | Dallas (69,014)/N–13 | 14 |
| W | 31 | Los Angeles Rams (62,774)–SUN/N–20 | 27 |
| W | 35 | at New Orleans (61,304)–MN/N–28 | 14 |
| W | 50 | Atlanta (60,549)/D–4 | 14 |
| W | 38 | at San Diego (62,105)–SA/D–11 | 15 |
| W | 42 | Denver (64,884)–SA/D–18 | 19 |
| L | 14 | at Minnesota (63,326)–MN/D–26 | 21 |
| 505 | | | 296 |

NFC PLAYOFF - JAN. 7

(at San Francisco – Candlestick Park)

| | | | |
|---|----|---------------------|----|
| W | 44 | Chicago (64,644)–SA | 15 |
|---|----|---------------------|----|

NFC CHAMPIONSHIP - JAN. 15

(at San Francisco – Candlestick Park)

| | | | |
|---|----|-----------------|----|
| W | 38 | Dallas (69,125) | 28 |
|---|----|-----------------|----|

SUPER BOWL XXIX - JAN. 29

(at Miami – Joe Robbie Stadium)

| | | | |
|---|----|--------------------|----|
| W | 49 | San Diego (74,107) | 26 |
|---|----|--------------------|----|

TEAM STATISTICS

| | 49ers | Opp |
|------------------------------|--------------|------------|
| TOTAL FIRST DOWNS | 362 | 285 |
| By Rushing | 122 | 82 |
| By Passing | 210 | 182 |
| By Penalties | 30 | 21 |
| TOTAL YARDS GAINED | 6060 | 4839 |
| By Rushing | 1897 | 1338 |
| By Passing | 4163 | 3501 |
| TOTAL PLAYS FROM SCRIMMAGE | 1037 | 996 |
| Rushes | 491 | 375 |
| Average Gain Per Rush | 3.9 | 3.6 |
| NET YARDS PASSING | 4163 | 3501 |
| Passes Attempted | 511 | 583 |
| Passes Completed | 359 | 329 |
| Percent Completed | 70.3 | 56.4 |
| Had Intercepted | 11 | 23 |
| Times Sacked | 35 | 38 |
| Lost Attempting to Pass | 199 | 255 |
| PUNTS | 54 | 77 |
| Total Yardage of Punts | 2235 | 3274 |
| Average Length | 41.4 | 42.5 |
| KICKOFF RETURNS | 58 | 89 |
| Total Yards Returned | 1244 | 1912 |
| Average Length of Return | 21.4 | 21.5 |
| PENALTIES | 109 | 108 |
| Yards Penalized | 890 | 912 |
| FUMBLES | 25 | 25 |
| Own Fumbles Recovered | 12 | 13 |
| Opponents' Fumbles Recovered | 12 | 13 |
| FIELD GOALS | 15 | 15 |
| Field Goals Attempted | 20 | 21 |
| TOTAL POINTS SCORED | 505 | 296 |
| Touchdowns Scored | 66 | 35 |
| Touchdowns Rushing | 23 | 16 |
| Touchdowns Passing | 37 | 15 |
| Touchdown Returns | 6 | 4 |
| Extra Points | 60 | 23 |
| Safeties | 0 | 2 |
| AVG. TIME OF POSSESSION | 31:38 | 28:22 |

SCORING

| | TDs | Ru | Pa | Int | Fu | KO | Pu | PAT | FG | S | Pts |
|----------------|------------|-----------|-----------|------------|-----------|-----------|-----------|------------|-----------|----------|------------|
| Brien, Doug | 0 | 0 | 0 | 0 | 0 | 0 | 0 | 62/60 | 20/15 | 0 | 105 |
| Rice, Jerry | 15 | 2 | 13 | 0 | 0 | 0 | 0 | 0/0 | 0/0 | 0 | 92 |
| Watters, Ricky | 11 | 6 | 5 | 0 | 0 | 0 | 0 | 0/0 | 0/0 | 0 | 66 |
| Jones, Brent | 9 | 0 | 9 | 0 | 0 | 0 | 0 | 0/0 | 0/0 | 0 | 56 |
| Young, Steve | 7 | 7 | 0 | 0 | 0 | 0 | 0 | 0/0 | 0/0 | 0 | 42 |
| Floyd, William | 6 | 6 | 0 | 0 | 0 | 0 | 0 | 0/0 | 0/0 | 0 | 36 |

(continued)

SCORING

| | TDs | Ru | Pa | Int | Fu | KO | Pu | PAT | FG | S | Pts |
|------------------|------------|-----------|-----------|------------|-----------|-----------|-----------|--------------|--------------|----------|------------|
| Taylor, John | 5 | 0 | 5 | 0 | 0 | 0 | 0 | 0/0 | 0/0 | 0 | 30 |
| Sanders, Deion | 3 | 0 | 0 | 3 | 0 | 0 | 0 | 0/0 | 0/0 | 0 | 18 |
| Logan, Marc | 2 | 1 | 1 | 0 | 0 | 0 | 0 | 0/0 | 0/0 | 0 | 12 |
| McCaffrey, Ed | 2 | 0 | 2 | 0 | 0 | 0 | 0 | 0/0 | 0/0 | 0 | 12 |
| McDonald, Tim | 2 | 0 | 0 | 1 | 1 | 0 | 0 | 0/0 | 0/0 | 0 | 12 |
| Singleton, Nate | 2 | 0 | 2 | 0 | 0 | 0 | 0 | 0/0 | 0/0 | 0 | 12 |
| Carter, Dexter | 1 | 0 | 0 | 0 | 0 | 1 | 0 | 0/0 | 0/0 | 0 | 6 |
| Walker, Adam | 1 | 1 | 0 | 0 | 0 | 0 | 0 | 0/0 | 0/0 | 0 | 6 |
| 49ERS | 66 | 23 | 37 | 4 | 1 | 1 | 0 | 62/60 | 20/15 | 0 | 505 |
| OPPONENTS | 35 | 16 | 15 | 1 | 3 | 0 | 0 | 23/23 | 21/15 | 2 | 296 |

RUSHING

| | Att | Yds | Avg | LG | TD |
|------------------|------------|-------------|------------|------------|-----------|
| Watters, Ricky | 239 | 877 | 3.7 | 23 | 6 |
| Floyd, William | 87 | 305 | 3.5 | 26 | 6 |
| Young, Steve | 58 | 293 | 5.1 | 27 | 7 |
| Logan, Marc | 33 | 143 | 4.3 | 22 | 1 |
| Loville, Derek | 31 | 99 | 3.2 | 13 | 0 |
| Rice, Jerry | 7 | 93 | 13.3 | 28t | 2 |
| Walker, Adam | 13 | 54 | 4.2 | 14 | 1 |
| Carter, Dexter | 8 | 34 | 4.3 | 18 | 0 |
| Grbac, Elvis | 13 | 1 | 0.1 | 6 | 0 |
| Taylor, John | 2 | –2 | –1.0 | 1 | 0 |
| 49ERS | 491 | 1897 | 3.9 | 28t | 23 |
| OPPONENTS | 375 | 1338 | 3.6 | 44t | 16 |

RECEIVING

| | No | Yds | Avg | LG | TD |
|------------------|------------|-------------|-------------|------------|-----------|
| Rice, Jerry | 112 | 1499 | 13.4 | 69t | 13 |
| Watters, Ricky | 66 | 719 | 10.9 | 65t | 5 |
| Jones, Brent | 49 | 670 | 13.7 | 69t | 9 |
| Taylor, John | 41 | 531 | 13.0 | 35 | 5 |
| Singleton, Nate | 21 | 294 | 14.0 | 43t | 2 |
| Floyd, William | 19 | 145 | 7.6 | 15 | 0 |
| Logan, Marc | 16 | 97 | 6.1 | 15 | 1 |
| Popson, Ted | 13 | 141 | 10.9 | 24 | 0 |
| McCaffrey, Ed | 11 | 131 | 11.9 | 32 | 2 |
| Carter, Dexter | 7 | 99 | 14.1 | 44 | 0 |
| Loville, Derek | 2 | 26 | 13.0 | 19 | 0 |
| Carolan, Brett | 2 | 10 | 5.0 | 6 | 0 |
| 49ERS | 359 | 4362 | 12.2 | 69t | 37 |
| OPPONENTS | 329 | 3756 | 11.4 | 90 | 15 |

INTERCEPTIONS

| | No | Yds | Avg | LG | TD |
|--------------------|-----------|------------|-------------|------------|-----------|
| Hanks, Merton | 7 | 93 | 13.1 | 38 | 0 |
| Sanders, Deion | 6 | 303 | 50.5 | 93t | 3 |
| McDonald, Tim | 2 | 79 | 39.5 | 73t | 1 |
| Hall, Dana | 2 | 0 | 0.0 | 0 | 0 |
| Cook, Toi | 1 | 18 | 18.0 | 18 | 0 |
| Davis, Eric | 1 | 8 | 8.0 | 8 | 0 |
| Drakeford, Tyronne | 1 | 6 | 6.0 | 6 | 0 |
| Plummer, Gary | 1 | 1 | 1.0 | 1 | 0 |
| Brown, Dennis | 1 | 0 | 0.0 | 0 | 0 |
| Norton, Ken, Jr. | 1 | 0 | 0.0 | 0 | 0 |
| 49ERS | 23 | 508 | 22.1 | 93t | 4 |
| OPPONENTS | 11 | 107 | 9.7 | 36t | 1 |

KICKOFF RETURNS

| | No | Yds | Avg | LG | TD |
|------------------|-----------|-------------|-------------|------------|-----------|
| Carter, Dexter | 48 | 1105 | 23.0 | 96t | 1 |
| Walker, Adam | 6 | 82 | 13.7 | 19 | 0 |
| Loville, Derek | 2 | 34 | 17.0 | 19 | 0 |
| Singleton, Nate | 2 | 23 | 11.5 | 17 | 0 |
| 49ERS | 58 | 1244 | 21.5 | 96t | 1 |
| OPPONENTS | 89 | 1912 | 21.5 | 51 | 0 |

PUNT RETURNS

| | No | FC | Yds | Avg | LG | TD |
|------------------|-----------|-----------|------------|------------|-----------|-----------|
| Carter, Dexter | 38 | 12 | 321 | 8.5 | 26 | 0 |
| Singleton, Nate | 2 | 1 | 13 | 6.5 | 8 | 0 |
| 49ERS | 40 | 13 | 334 | 8.4 | 26 | 0 |
| OPPONENTS | 28 | 10 | 242 | 8.6 | 43 | 0 |

PUNTING

| | No | Yds | Avg | TB | I-20 | LG | Bk |
|-------------------|-----------|-------------|-------------|-----------|-------------|-----------|-----------|
| Wilmsmeyer, Klaus | 54 | 2235 | 41.4 | 3 | 18 | 60 | 0 |
| 49ERS | 54 | 2235 | 41.4 | 3 | 18 | 60 | 0 |
| OPPONENTS | 77 | 3274 | 42.5 | 9 | 19 | 65 | 0 |

PASSING

| | Att | Comp | Pct | Yds | LG | TD | Int | QB |
|------------------|------------|-------------|-------------|-------------|------------|-----------|------------|--------------|
| Young, Steve | 461 | 324 | 70.3 | 3969 | 69t | 35 | 10 | 112.8 |
| Grbac, Elvis | 50 | 35 | 70.0 | 393 | 42 | 2 | 1 | 98.2 |
| 49ERS | 511 | 359 | 70.3 | 4362 | 69t | 37 | 11 | 111.4 |
| OPPONENTS | 583 | 329 | 56.4 | 3756 | 90 | 15 | 23 | 68.1 |



| 1995 (11-5/11-6) | | | |
|--------------------------------|----|---------------------------------|------------|
| NFC West Champions | | | |
| George Seifert, Coach | | | |
| W | 24 | at New Orleans (66,627)/S-3 | 22 |
| W | 41 | Atlanta (63,627)/S-10 | 10 |
| W | 28 | New England (66,179)/S-17 | 3 |
| L | 24 | at Detroit (76,236)-MN/S-25 | 27 |
| W | 20 | New York Giants (65,536)/O-1 | 6 |
| - | - | BYE/O-8 | - |
| L | 17 | at Indianapolis (60,273)/O-15 | 18 |
| W | 44 | at St. Louis Rams (59,915)/O-22 | 10 |
| L | 7 | New Orleans (65,272)/O-29 | 11 |
| L | 7 | Carolina (61,722)/N-5 | 13 |
| W | 38 | at Dallas (65,180)/N-12 | 20 |
| W | 44 | at Miami (73,080)-MN/N-20 | 20 |
| W | 41 | St. Louis Rams (66,049)/N-26 | 13 |
| W | 27 | Buffalo (65,568)-SUN/D-3 | 17 |
| W | 31 | at Carolina (76,136)/D-10 | 10 |
| W | 37 | Minnesota (64,975)-MN/D-18 | 30 |
| L | 27 | at Atlanta (51,785)/D-24 | 28 |
| 457 | | | 258 |
| NFC PLAYOFF - JAN. 6 | | | |
| (at San Francisco - 3Com Park) | | | |
| L | 17 | Green Bay (69,311)-SA | 27 |

| TEAM STATISTICS | | 49ers | Opp | | | | | | | | | |
|------------------------------|--|-------|-------|----|-----|----|----|----|-------|-------|---|-----|
| TOTAL FIRST DOWNS | | 355 | 264 | | | | | | | | | |
| By Rushing | | 109 | 57 | | | | | | | | | |
| By Passing | | 231 | 192 | | | | | | | | | |
| By Penalties | | 15 | 15 | | | | | | | | | |
| TOTAL YARDS GAINED | | 6087 | 4398 | | | | | | | | | |
| By Rushing | | 1479 | 1061 | | | | | | | | | |
| By Passing | | 4608 | 3337 | | | | | | | | | |
| TOTAL PLAYS FROM SCRIMMAGE | | 1092 | 999 | | | | | | | | | |
| Rushes | | 415 | 348 | | | | | | | | | |
| Average Gain Per Rush | | 3.6 | 3.1 | | | | | | | | | |
| NET YARDS PASSING | | 4608 | 3337 | | | | | | | | | |
| Passes Attempted | | 644 | 611 | | | | | | | | | |
| Passes Completed | | 432 | 330 | | | | | | | | | |
| Percent Completed | | 67.1 | 54.0 | | | | | | | | | |
| Had Intercepted | | 16 | 26 | | | | | | | | | |
| Times Sacked | | 33 | 40 | | | | | | | | | |
| Lost Attempting to Pass | | 171 | 240 | | | | | | | | | |
| PUNTS | | 57 | 70 | | | | | | | | | |
| Total Yardage of Punts | | 2312 | 2918 | | | | | | | | | |
| Average Length | | 40.6 | 41.7 | | | | | | | | | |
| KICKOFF RETURNS | | 58 | 82 | | | | | | | | | |
| Total Yards Returned | | 1183 | 1857 | | | | | | | | | |
| Average Length of Return | | 20.4 | 22.6 | | | | | | | | | |
| PENALTIES | | 88 | 74 | | | | | | | | | |
| Yards Penalized | | 711 | 556 | | | | | | | | | |
| FUMBLES | | 21 | 23 | | | | | | | | | |
| Own Fumbles Recovered | | 9 | 15 | | | | | | | | | |
| Opponents' Fumbles Recovered | | 8 | 12 | | | | | | | | | |
| FIELD GOALS | | 20 | 27 | | | | | | | | | |
| Field Goals Attempted | | 28 | 32 | | | | | | | | | |
| TOTAL POINTS SCORED | | 457 | 258 | | | | | | | | | |
| Touchdowns Scored | | 57 | 26 | | | | | | | | | |
| Touchdowns Rushing | | 19 | 5 | | | | | | | | | |
| Touchdowns Passing | | 29 | 19 | | | | | | | | | |
| Touchdown Returns | | 9 | 2 | | | | | | | | | |
| Extra Points | | 51 | 17 | | | | | | | | | |
| Safeties | | 0 | 0 | | | | | | | | | |
| AVG. TIME OF POSSESSION | | 31:56 | 28:04 | | | | | | | | | |
| SCORING | | TDs | Ru | Pa | Int | Fu | KO | Pu | PAT | FG | S | Pts |
| Rice, Jerry | | 17 | 1 | 15 | 0 | 1 | 0 | 0 | 0/0 | 0/0 | 0 | 104 |
| Loville, Derek | | 13 | 10 | 3 | 0 | 0 | 0 | 0 | 0/0 | 0/0 | 0 | 80 |
| Wilkins, Jeff | | 0 | 0 | 0 | 0 | 0 | 0 | 0 | 29/27 | 13/12 | 0 | 63 |
| Brien, Doug | | 0 | 0 | 0 | 0 | 0 | 0 | 0 | 19/19 | 12/7 | 0 | 40 |
| Stokes, J.J. | | 4 | 0 | 4 | 0 | 0 | 0 | 0 | 0/0 | 0/0 | 0 | 24 |
| Floyd, William | | 3 | 2 | 1 | 0 | 0 | 0 | 0 | 0/0 | 0/0 | 0 | 18 |
| Jones, Brent | | 3 | 0 | 3 | 0 | 0 | 0 | 0 | 0/0 | 0/0 | 0 | 18 |
| Young, Steve | | 3 | 3 | 0 | 0 | 0 | 0 | 0 | 0/0 | 0/0 | 0 | 18 |
| Grbac, Elvis | | 2 | 2 | 0 | 0 | 0 | 0 | 0 | 0/0 | 0/0 | 0 | 12 |
| McDonald, Tim | | 2 | 0 | 0 | 2 | 0 | 0 | 0 | 0/0 | 0/0 | 0 | 12 |
| Norton, Ken | | 2 | 0 | 0 | 2 | 0 | 0 | 0 | 0/0 | 0/0 | 0 | 12 |
| Taylor, John | | 2 | 0 | 2 | 0 | 0 | 0 | 0 | 0/0 | 0/0 | 0 | 12 |
| Zendejas, Tony | | 0 | 0 | 0 | 0 | 0 | 0 | 0 | 6/5 | 3/1 | 0 | 8 |
| Carter, Dexter | | 1 | 0 | 0 | 0 | 0 | 0 | 1 | 0/0 | 0/0 | 0 | 6 |
| Davis, Eric | | 1 | 0 | 0 | 1 | 0 | 0 | 0 | 0/0 | 0/0 | 0 | 6 |

(continued)

| SCORING | | TDs | Ru | Pa | Int | Fu | KO | Pu | PAT | FG | S | Pts |
|--|--|------------|-------------|-------------|-------------|------------|-----------|-----------|--------------|--------------|----------|------------|
| Hanks, Merton | | 1 | 0 | 0 | 0 | 1 | 0 | 0 | 0/0 | 0/0 | 0 | 6 |
| Singleton, Nate | | 1 | 0 | 1 | 0 | 0 | 0 | 0 | 0/0 | 0/0 | 0 | 6 |
| Walker, Adam | | 1 | 1 | 0 | 0 | 0 | 0 | 0 | 0/0 | 0/0 | 0 | 6 |
| Woodall, Lee | | 1 | 0 | 0 | 0 | 1 | 0 | 0 | 0/0 | 0/0 | 0 | 6 |
| 49ERS | | 57 | 19 | 29 | 5 | 3 | 0 | 1 | 54/51 | 28/20 | 0 | 457 |
| OPPONENTS | | 26 | 5 | 19 | 2 | 0 | 0 | 0 | 18/17 | 32/27 | 0 | 258 |
| 2-pt conversions: D. Loville, J. Rice, Team: 2-3 | | | | | | | | | | | | |
| RUSHING | | Att | Yds | Avg | LG | TD | | | | | | |
| Loville, Derek | | 218 | 723 | 3.3 | 27 | 10 | | | | | | |
| Young, Steve | | 50 | 250 | 5.0 | 29 | 3 | | | | | | |
| Floyd, William | | 64 | 237 | 3.7 | 23 | 2 | | | | | | |
| Erwins, Ricky | | 23 | 88 | 3.8 | 13 | 0 | | | | | | |
| Walker, Adam | | 14 | 44 | 3.1 | 16 | 1 | | | | | | |
| Rice, Jerry | | 5 | 36 | 7.2 | 20 | 1 | | | | | | |
| Willis, Jamal | | 12 | 35 | 2.9 | 15 | 0 | | | | | | |
| Grbac, Elvis | | 20 | 33 | 1.7 | 11 | 2 | | | | | | |
| Carter, Dexter | | 7 | 22 | 3.1 | 15 | 0 | | | | | | |
| Lynn, Anthony | | 2 | 11 | 5.5 | 6 | 0 | | | | | | |
| 49ERS | | 415 | 1479 | 3.6 | 29 | 19 | | | | | | |
| OPPONENTS | | 348 | 1061 | 3.1 | 33 | 5 | | | | | | |
| RECEIVING | | No | Yds | Avg | LG | TD | | | | | | |
| Rice, Jerry | | 122 | 1848 | 15.2 | 81t | 15 | | | | | | |
| Loville, Derek | | 87 | 662 | 7.6 | 31 | 3 | | | | | | |
| Jones, Brent | | 60 | 595 | 9.9 | 39 | 3 | | | | | | |
| Floyd, William | | 47 | 348 | 7.4 | 23 | 1 | | | | | | |
| Stokes, J.J. | | 38 | 517 | 13.6 | 41t | 4 | | | | | | |
| Taylor, John | | 29 | 387 | 13.3 | 40 | 2 | | | | | | |
| Popson, Ted | | 16 | 128 | 8.0 | 16 | 0 | | | | | | |
| Walker, Adam | | 11 | 78 | 7.1 | 15 | 0 | | | | | | |
| Singleton, Nate | | 8 | 108 | 13.5 | 23 | 1 | | | | | | |
| Thomas, Chris | | 6 | 73 | 12.2 | 23 | 0 | | | | | | |
| Willis, Jamal | | 3 | 8 | 2.7 | 5 | 0 | | | | | | |
| Erwins, Ricky | | 2 | 21 | 10.5 | 11 | 0 | | | | | | |
| Carter, Dexter | | 1 | 4 | 4.0 | 4 | 0 | | | | | | |
| Carolan, Brett | | 1 | 3 | 3.0 | 3 | 0 | | | | | | |
| Dalman, Chris | | 1 | -1 | -1.0 | -1 | 0 | | | | | | |
| 49ERS | | 432 | 4779 | 11.1 | 81t | 29 | | | | | | |
| OPPONENTS | | 330 | 3577 | 10.8 | 53 | 19 | | | | | | |
| INTERCEPTIONS | | No | Yds | Avg | LG | TD | | | | | | |
| Drakeford, Tyronne | | 5 | 54 | 10.8 | 37 | 0 | | | | | | |
| Hanks, Merton | | 5 | 31 | 6.2 | 23 | 0 | | | | | | |
| McDonald, Tim | | 4 | 135 | 33.8 | 52t | 2 | | | | | | |
| Norton, Ken, Jr. | | 3 | 102 | 34.0 | 46 | 2 | | | | | | |
| Davis, Eric | | 3 | 84 | 28.0 | 86t | 1 | | | | | | |
| Woodall, Lee | | 2 | 0 | 0.0 | 0 | 0 | | | | | | |
| Dodge, Dedrick | | 1 | 13 | 13.0 | 13 | 0 | | | | | | |
| Stubblefield, Dana | | 1 | 12 | 12.0 | 12 | 0 | | | | | | |
| Jackson, Rickey | | 1 | 1 | 1.0 | 1 | 0 | | | | | | |
| Pope, Marquez | | 1 | -7 | -7.0 | -7 | 0 | | | | | | |
| 49ERS | | 26 | 425 | 16.4 | 86t | 5 | | | | | | |
| OPPONENTS | | 16 | 247 | 15.4 | 96t | 2 | | | | | | |
| KICKOFF RETURNS | | No | Yds | Avg | LG | TD | | | | | | |
| Carter, Dexter | | 23 | 522 | 22.7 | 46 | 0 | | | | | | |
| Willis, Jamal | | 17 | 427 | 25.1 | 39 | 0 | | | | | | |
| Erwins, Ricky | | 5 | 32 | 6.4 | 14 | 0 | | | | | | |
| Warren, Terrence | | 4 | 67 | 16.8 | 21 | 0 | | | | | | |
| Thomas, Mark | | 3 | 49 | 16.3 | 20 | 0 | | | | | | |
| Dalman, Chris | | 3 | 29 | 9.7 | 12 | 0 | | | | | | |
| Caldwell, Mike | | 2 | 40 | 20.0 | 20 | 0 | | | | | | |
| Walker, Adam | | 1 | 17 | 17.0 | 17 | 0 | | | | | | |
| 49ERS | | 58 | 1183 | 20.4 | 46 | 0 | | | | | | |
| OPPONENTS | | 82 | 1857 | 22.7 | 71 | 1 | | | | | | |
| PUNT RETURNS | | No | FC | Yds | Avg | LG | TD | | | | | |
| Carter, Dexter | | 9 | 7 | 164 | 18.2 | 78t | 1 | | | | | |
| Taylor, John | | 11 | 9 | 56 | 5.1 | 11 | 0 | | | | | |
| Singleton, Nate | | 5 | 1 | 27 | 5.4 | 19 | 0 | | | | | |
| Hanks, Merton | | 1 | 0 | 0 | 0.0 | 0 | 0 | | | | | |
| Thomas, Chris | | 1 | 0 | 25 | 25.0 | 25 | 0 | | | | | |
| 49ERS | | 27 | 17 | 272 | 10.1 | 78t | 1 | | | | | |
| OPPONENTS | | 26 | 20 | 292 | 11.2 | 74 | 0 | | | | | |
| PUNTING | | No | Yds | Avg | TB | I-20 | LG | Bik | | | | |
| Thompson, Tommy | | 57 | 2312 | 40.6 | 5 | 13 | 65 | 0 | | | | |
| 49ERS | | 57 | 2312 | 40.6 | 5 | 13 | 65 | 0 | | | | |
| OPPONENTS | | 70 | 2918 | 41.7 | 11 | 19 | 55 | 0 | | | | |
| PASSING | | Att | Comp | Pct | Yds | LG | TD | Int | QB | | | |
| Young, Steve | | 447 | 299 | 66.9 | 3200 | 57 | 20 | 11 | 92.3 | | | |
| Grbac, Elvis | | 183 | 127 | 69.4 | 1469 | 81t | 8 | 5 | 80.8 | | | |
| Conklin, Cary | | 12 | 4 | 33.3 | 48 | 28 | 0 | 0 | 46.5 | | | |
| Rice, Jerry | | 1 | 1 | 100.0 | 41 | 41t | 1 | 0 | 158.3 | | | |
| Taylor, John | | 1 | 1 | 100.0 | 21 | 21 | 0 | 0 | 118.8 | | | |
| 49ERS | | 644 | 432 | 67.1 | 4779 | 81t | 29 | 16 | 93.6 | | | |
| OPPONENTS | | 611 | 330 | 54.0 | 3577 | 53 | 19 | 26 | 64.1 | | | |



1996 (12-4/13-5)
George Seifert, Coach

| | | | |
|--|----|---------------------------------|------------|
| W | 27 | New Orleans (63,970)/S-1 | 11 |
| W | 34 | St. Louis (63,624)/S-8 | 0 |
| - | - | BYE/S-15 | - |
| L | 7 | at Carolina (72,224)/S-22 | 23 |
| W | 39 | Atlanta (62,995)/S-29 | 17 |
| W | 28 | at St. Louis (61,260)/O-6 | 11 |
| L | 20 | at Green Bay (60,716)-MN/O-14 | (OT) 23 |
| W | 28 | Cincinnati (63,218)/O-20 | 21 |
| W | 10 | at Houston (53,664)/O-27 | 9 |
| W | 24 | at New Orleans (53,297)-SUN/N-3 | 17 |
| L | 17 | Dallas (68,919)/N-10 | (OT) 20 |
| W | 38 | Baltimore (51,597)/N-17 | 20 |
| W | 19 | at Washington (54,235)/N-24 | (OT) 16 |
| W | 34 | at Atlanta (46,318)-MN/D-2 | 10 |
| L | 24 | Carolina (66,291)/D-8 | 30 |
| W | 25 | at Pittsburgh (59,823)/D-15 | 15 |
| W | 24 | Detroit (61,921)-MN/D-23 | 14 |
| 398 | | | 257 |
| NFC WILD CARD - DEC. 29 (at San Francisco - 3Com Park) | | | |
| W | 14 | Philadelphia (56,460) | 0 |
| NFC PLAYOFF - JAN. 4 (at Green Bay - Lambeau Field) | | | |
| L | 14 | Green Bay (60,787) | 35 |

| TEAM STATISTICS | | 49ers | Opp |
|------------------------------|--|-------|-------|
| TOTAL FIRST DOWNS | | 315 | 269 |
| By Rushing | | 108 | 76 |
| By Passing | | 188 | 164 |
| By Penalties | | 19 | 29 |
| TOTAL YARDS GAINED | | 5506 | 4661 |
| By Rushing | | 1847 | 1497 |
| By Passing | | 3659 | 3164 |
| TOTAL PLAYS FROM SCRIMMAGE | | 1046 | 1021 |
| Rushes | | 454 | 418 |
| Average Gain Per Rush | | 4.1 | 3.6 |
| NET YARDS PASSING | | 3659 | 3164 |
| Passes Attempted | | 550 | 558 |
| Passes Completed | | 358 | 287 |
| Percent Completed | | 65.1 | 51.4 |
| Had Intercepted | | 16 | 20 |
| Times Sacked | | 42 | 45 |
| Lost Attempting to Pass | | 200 | 297 |
| PUNTS | | 73 | 88 |
| Total Yardage of Punts | | 3217 | 3695 |
| Average Length | | 44.1 | 42.0 |
| KICKOFF RETURNS | | 59 | 77 |
| Total Yards Returned | | 1258 | 1414 |
| Average Length of Return | | 21.3 | 18.4 |
| PENALTIES | | 119 | 97 |
| Yards Penalized | | 925 | 819 |
| FUMBLES | | 16 | 29 |
| Own Fumbles Recovered | | 8 | 15 |
| Opponents' Fumbles Recovered | | 14 | 8 |
| FIELD GOALS | | 30 | 26 |
| Field Goals Attempted | | 34 | 29 |
| TOTAL POINTS SCORED | | 398 | 257 |
| Touchdowns Scored | | 43 | 25 |
| Touchdowns Rushing | | 17 | 4 |
| Touchdowns Passing | | 24 | 21 |
| Touchdown Returns | | 2 | 0 |
| Extra Points | | 40 | 21 |
| Safeties | | 4 | 0 |
| AVG. TIME OF POSSESSION | | 31:28 | 28:32 |

| SCORING | TDs | Ru | Pa | Int | Fu | KO | Pu | PAT | FG | S | Pts |
|----------------|-----|----|----|-----|----|----|----|-------|-------|---|-----|
| Wilkins, Jeff | 0 | 0 | 0 | 0 | 0 | 0 | 0 | 40/40 | 34/30 | 0 | 130 |
| Rice, Jerry | 9 | 1 | 8 | 0 | 0 | 0 | 0 | 0/0 | 0/0 | 0 | 54 |
| Popson, Ted | 6 | 0 | 6 | 0 | 0 | 0 | 0 | 0/0 | 0/0 | 0 | 36 |
| Young, Steve | 4 | 4 | 0 | 0 | 0 | 0 | 0 | 0/0 | 0/0 | 0 | 26 |
| Kirby, Terry | 4 | 3 | 1 | 0 | 0 | 0 | 0 | 0/0 | 0/0 | 0 | 24 |
| Loville, Derek | 4 | 2 | 2 | 0 | 0 | 0 | 0 | 0/0 | 0/0 | 0 | 24 |
| Owens, Terrell | 4 | 0 | 4 | 0 | 0 | 0 | 0 | 0/0 | 0/0 | 0 | 24 |
| Floyd, William | 3 | 2 | 1 | 0 | 0 | 0 | 0 | 0/0 | 0/0 | 0 | 18 |
| Grbac, Elvis | 2 | 2 | 0 | 0 | 0 | 0 | 0 | 0/0 | 0/0 | 0 | 12 |
| Vardell, Tommy | 2 | 2 | 0 | 0 | 0 | 0 | 0 | 0/0 | 0/0 | 0 | 12 |
| Carter, Dexter | 1 | 1 | 0 | 0 | 0 | 0 | 0 | 0/0 | 0/0 | 0 | 6 |

(continued)

| SCORING | TDs | Ru | Pa | Int | Fu | KO | Pu | PAT | FG | S | Pts |
|--------------------|-----------|-----------|-----------|----------|----------|----------|----------|--------------|--------------|-----------|------------|
| Doleman, Chris | 1 | 0 | 0 | 0 | 1 | 0 | 0 | 0/0 | 0/0 | 0 | 6 |
| Jones, Brent | 1 | 0 | 1 | 0 | 0 | 0 | 0 | 0/0 | 0/0 | 0 | 6 |
| Pope, Marquez | 1 | 0 | 0 | 1 | 0 | 0 | 0 | 0/0 | 0/0 | 0 | 6 |
| Uwaezuoke, Iheanyi | 1 | 0 | 1 | 0 | 0 | 0 | 0 | 0/0 | 0/0 | 0 | 6 |
| Young, Bryant | 0 | 0 | 0 | 0 | 0 | 0 | 0 | 0/0 | 0/0 | 2 | 4 |
| 49ERS | 43 | 17 | 24 | 1 | 1 | 0 | 0 | 40/40 | 34/30 | 4* | 394 |
| OPPONENTS | 25 | 4 | 21 | 0 | 0 | 0 | 0 | 21/21 | 29/26 | 0 | 257 |

2-pt conversions: S. Young, Team: 1-3, Opponents: 4-4
*49ers credited with 2 team safeties

| RUSHING | Att | Yds | Avg | LG | TD |
|------------------|------------|-------------|------------|------------|-----------|
| Kirby, Terry | 134 | 559 | 4.2 | 31 | 3 |
| Young, Steve | 52 | 310 | 6.0 | 33 | 4 |
| Loville, Derek | 70 | 229 | 3.3 | 16 | 2 |
| Vardell, Tommy | 58 | 192 | 3.3 | 17 | 2 |
| Floyd, William | 47 | 186 | 4.0 | 12 | 2 |
| Lynn, Anthony | 24 | 164 | 6.8 | 67 | 0 |
| Rice, Jerry | 11 | 77 | 7.0 | 38 | 1 |
| Carter, Dexter | 19 | 66 | 3.5 | 18 | 1 |
| Brohm, Jeff | 16 | 43 | 2.7 | 22 | 0 |
| Grbac, Elvis | 23 | 21 | 0.9 | 12 | 2 |
| 49ERS | 454 | 1847 | 4.1 | 67 | 17 |
| OPPONENTS | 418 | 1497 | 3.6 | 54t | 4 |

| RECEIVING | No | Yds | Avg | LG | TD |
|--------------------|------------|-------------|-------------|------------|-----------|
| Rice, Jerry | 108 | 1254 | 11.6 | 39 | 8 |
| Kirby, Terry | 52 | 439 | 8.4 | 52 | 1 |
| Owens, Terrell | 35 | 520 | 14.9 | 46t | 4 |
| Jones, Brent | 33 | 428 | 13.0 | 39 | 1 |
| Vardell, Tommy | 28 | 179 | 6.4 | 22 | 0 |
| Popson, Ted | 26 | 301 | 11.6 | 39t | 6 |
| Floyd, William | 26 | 197 | 7.6 | 24 | 1 |
| Stokes, J.J. | 18 | 249 | 13.8 | 40 | 0 |
| Loville, Derek | 16 | 138 | 8.6 | 44t | 2 |
| Uwaezuoke, Iheanyi | 7 | 91 | 13.0 | 29t | 1 |
| Manuel, Sean | 3 | 18 | 6.0 | 7 | 0 |
| Lynn, Anthony | 2 | 14 | 7.0 | 8 | 0 |
| Caldwell, Mike | 2 | 9 | 4.5 | 8 | 0 |
| Cooper, Adrian | 1 | 11 | 11.0 | 11 | 0 |
| Singleton, Nate | 1 | 11 | 11.0 | 11 | 0 |
| 49ERS | 358 | 3859 | 10.8 | 52 | 24 |
| OPPONENTS | 287 | 3461 | 12.1 | 65t | 21 |

| INTERCEPTIONS | No | Yds | Avg | LG | TD |
|--------------------|-----------|------------|------------|------------|----------|
| Pope, Marquez | 6 | 98 | 16.3 | 55t | 1 |
| Hanks, Merton | 4 | 7 | 1.8 | 8 | 0 |
| Dodge, Dedrick | 3 | 27 | 9.0 | 26 | 0 |
| McDonald, Tim | 2 | 14 | 7.0 | 14 | 0 |
| Doleman, Chris | 2 | 1 | 0.5 | 1 | 0 |
| Stubblefield, Dana | 1 | 15 | 15.0 | 15 | 0 |
| Drakeford, Tyrone | 1 | 11 | 11.0 | 11 | 0 |
| Israel, Steve | 1 | 3 | 3.0 | 3 | 0 |
| 49ERS | 20 | 176 | 8.8 | 55t | 1 |
| OPPONENTS | 16 | 107 | 6.7 | 35 | 0 |

| KICKOFF RETURNS | No | Yds | Avg | LG | TD |
|--------------------|-----------|-------------|-------------|-----------|----------|
| Carter, Dexter | 41 | 909 | 22.2 | 71 | 0 |
| Loville, Derek | 10 | 229 | 22.9 | 35 | 0 |
| Owens, Terrell | 3 | 47 | 15.7 | 18 | 0 |
| Deese, Derrick | 2 | 20 | 10.0 | 12 | 0 |
| Kirby, Terry | 1 | 22 | 22.0 | 22 | 0 |
| Uwaezuoke, Iheanyi | 1 | 21 | 21.0 | 21 | 0 |
| Singleton, Nate | 1 | 10 | 10.0 | 10 | 0 |
| 49ERS | 59 | 1258 | 21.3 | 71 | 0 |
| OPPONENTS | 77 | 1414 | 18.4 | 58 | 0 |

| PUNT RETURNS | No | FC | Yds | Avg | LG | TD | |
|------------------|-----------|-------------|-------------|------------|-----------|-----------|----------|
| Carter, Dexter | 36 | 17 | 317 | 8.8 | 52 | 0 | |
| Singleton, Nate | 2 | 0 | 32 | 16.0 | 21 | 0 | |
| Kirby, Terry | 1 | 4 | 3 | 3.0 | 3 | 0 | |
| 49ERS | 39 | 21 | 352 | 9.0 | 52 | 0 | |
| OPPONENTS | 36 | 11 | 235 | 6.5 | 22 | 0 | |
| PUNTING | No | Yds | Avg | TB | I-20 | LG | Bik |
| Thompson, Tommy | 73 | 3217 | 44.1 | 6 | 20 | 65 | 2 |
| 49ERS | 73 | 3217 | 42.9 | 6 | 20 | 65 | 2 |
| OPPONENTS | 88 | 3695 | 42.0 | 11 | 23 | 62 | 0 |

| PASSING | Att | Comp | Pct | Yds | LG | TD | Int | QB |
|------------------|------------|------------|-------------|-------------|------------|-----------|-----------|-------------|
| Young, Steve | 316 | 214 | 67.7 | 2410 | 52 | 14 | 6 | 97.2 |
| Grbac, Elvis | 197 | 122 | 61.9 | 1236 | 40 | 8 | 10 | 72.2 |
| Brohm, Jeff | 34 | 21 | 61.8 | 189 | 49 | 1 | 0 | 86.5 |
| Kirby, Terry | 2 | 1 | 50.0 | 24 | 24t | 1 | 0 | 133.3 |
| Rice, Jerry | 1 | 0 | 0.0 | 0 | 0 | 0 | 0 | 39.6 |
| 49ERS | 550 | 358 | 65.1 | 3859 | 52 | 24 | 16 | 88.0 |
| OPPONENTS | 558 | 287 | 51.4 | 3461 | 65t | 21 | 20 | 68.4 |



1997 (13-3/14-4)
NFC West Champions
Steve Mariucci, Coach

| | | | |
|-----------------------------------|----|----------------------------------|------------|
| L | 6 | at Tampa Bay (62,554)/A-31 | 13 |
| W | 15 | at St. Louis (64,630)/S-7 | 12 |
| W | 33 | New Orleans (61,838)/S-14 | 7 |
| W | 34 | Atlanta (60,404)/S-21 | 7 |
| W | 34 | at Carolina (70,972)-MN/S-29 | 21 |
| - | - | BYE/O-5 | - |
| W | 30 | St. Louis (63,825)/O-12 | 10 |
| W | 35 | at Atlanta (53,378)/O-19 | 28 |
| W | 23 | at New Orleans (60,443)/O-26 | 0 |
| W | 17 | Dallas (68,657)/N-2 | 10 |
| W | 24 | at Philadelphia (67,133)-MN/N-10 | 12 |
| W | 27 | Carolina (61,500)/N-16 | 19 |
| W | 17 | San Diego (61,195)/N-23 | 10 |
| L | 9 | at Kansas City (77,535)/N-30 | 44 |
| W | 28 | Minnesota (55,761)/D-7 | 17 |
| W | 34 | Denver (68,461)-MN/D-15 | 17 |
| L | 9 | at Seattle (66,253)-SUN/D-21 | 38 |
| 375 | | | 265 |
| NFC PLAYOFF - JAN. 3 | | | |
| (at San Francisco - 3Com Park) | | | |
| W | 38 | Minnesota (65,018)-SA | 22 |
| NFC CHAMPIONSHIP - JAN. 11 | | | |
| (at San Francisco - 3Com Park) | | | |
| L | 10 | Green Bay (68,987) | 23 |

| TEAM STATISTICS | | 49ers | Opp |
|------------------------------|--|-------|-------|
| TOTAL FIRST DOWNS | | 294 | 242 |
| By Rushing | | 106 | 67 |
| By Passing | | 167 | 145 |
| By Penalties | | 21 | 30 |
| TOTAL YARDS GAINED | | 5112 | 4013 |
| By Rushing | | 1969 | 1366 |
| By Passing | | 3143 | 2647 |
| TOTAL PLAYS FROM SCRIMMAGE | | 999 | 949 |
| Rushes | | 523 | 386 |
| Average Gain Per Rush | | 3.8 | 3.5 |
| NET YARDS PASSING | | 3143 | 3164 |
| Passes Attempted | | 432 | 558 |
| Passes Completed | | 278 | 287 |
| Percent Completed | | 64.4 | 50.7 |
| Had Intercepted | | 11 | 25 |
| Times Sacked | | 44 | 54 |
| Lost Attempting to Pass | | 289 | 364 |
| PUNTS | | 78 | 82 |
| Total Yardage of Punts | | 3182 | 3473 |
| Average Length | | 40.8 | 42.4 |
| KICKOFF RETURNS | | 50 | 82 |
| Total Yards Returned | | 1133 | 1746 |
| Average Length of Return | | 22.7 | 21.3 |
| PENALTIES | | 115 | 91 |
| Yards Penalized | | 979 | 742 |
| FUMBLES | | 22 | 24 |
| Own Fumbles Recovered | | 13 | 8 |
| Opponents' Fumbles Recovered | | 16 | 9 |
| FIELD GOALS | | 29 | 16 |
| Field Goals Attempted | | 36 | 20 |
| TOTAL POINTS SCORED | | 375 | 265 |
| Touchdowns Scored | | 41 | 31 |
| Touchdowns Rushing | | 16 | 5 |
| Touchdowns Passing | | 20 | 23 |
| Touchdown Returns | | 5 | 3 |
| Extra Points | | 38 | 29 |
| Safeties | | 0 | 1 |
| AVG. TIME OF POSSESSION | | 32:28 | 27:32 |

| SCORING | TDs | Ru | Pa | Int | Fu | KO | Pu | PAT | FG | S | Pts |
|------------------|-----|----|----|-----|----|----|----|-------|-------|---|-----|
| Anderson, Gary | 0 | 0 | 0 | 0 | 0 | 0 | 0 | 38/38 | 36/29 | 0 | 125 |
| Kirby, Terry | 8 | 6 | 1 | 0 | 0 | 1 | 0 | 0/0 | 0/0 | 0 | 52 |
| Owens, Terrell | 8 | 0 | 8 | 0 | 0 | 0 | 0 | 0/0 | 0/0 | 0 | 48 |
| Hearst, Garrison | 6 | 4 | 2 | 0 | 0 | 0 | 0 | 0/0 | 0/0 | 0 | 36 |
| Floyd, William | 4 | 3 | 1 | 0 | 0 | 0 | 0 | 0/0 | 0/0 | 0 | 24 |
| Stokes, J.J. | 4 | 0 | 4 | 0 | 0 | 0 | 0 | 0/0 | 0/0 | 0 | 24 |
| Young, Steve | 3 | 3 | 0 | 0 | 0 | 0 | 0 | 0/0 | 0/0 | 0 | 18 |
| Hanks, Merton | 2 | 0 | 0 | 1 | 1 | 0 | 0 | 0/0 | 0/0 | 0 | 12 |

(continued)

| SCORING | TDs | Ru | Pa | Int | Fu | KO | Pu | PAT | FG | S | Pts |
|------------------|-----------|-----------|-----------|----------|----------|----------|----------|--------------|--------------|----------|------------|
| Jones, Brent | 2 | 0 | 2 | 0 | 0 | 0 | 0 | 0/0 | 0/0 | 0 | 12 |
| Clark, Greg | 1 | 0 | 1 | 0 | 0 | 0 | 0 | 0/0 | 0/0 | 0 | 6 |
| Greene, Kevin | 1 | 0 | 0 | 0 | 1 | 0 | 0 | 0/0 | 0/0 | 0 | 6 |
| Levy, Chuck | 1 | 0 | 0 | 0 | 0 | 1 | 0/0 | 0/0 | 0/0 | 0 | 6 |
| Rice, Jerry | 1 | 0 | 1 | 0 | 0 | 0 | 0 | 0/0 | 0/0 | 0 | 6 |
| 49ERS | 41 | 16 | 20 | 1 | 2 | 1 | 1 | 38/38 | 36/29 | 0 | 375 |
| OPPONENTS | 31 | 5 | 23 | 2 | 1 | 0 | 0 | 29/29 | 20/16 | 1 | 265 |

2-pt conversions: T. Kirby 2, Team: 2-3, Opponents: 0-2

| RUSHING | Att | Yds | Avg | LG | TD |
|--------------------|------------|-------------|------------|-----------|-----------|
| Hearst, Garrison | 234 | 1019 | 4.4 | 51 | 4 |
| Kirby, Terry | 125 | 418 | 3.3 | 38 | 6 |
| Floyd, William | 78 | 231 | 3.0 | 22 | 3 |
| Young, Steve | 50 | 199 | 4.0 | 13 | 3 |
| Levy, Chuck | 16 | 90 | 5.6 | 24 | 0 |
| Edwards, Marc | 5 | 17 | 3.4 | 6 | 0 |
| Brohm, Jeff | 4 | 11 | 2.8 | 10 | 0 |
| Druckenmiller, Jim | 10 | -6 | -0.6 | 2 | 0 |
| Rice, Jerry | 1 | -10 | -10.0 | -10 | 0 |
| 49ERS | 523 | 1969 | 3.8 | 51 | 16 |
| OPPONENTS | 386 | 1366 | 3.5 | 46 | 5 |

| RECEIVING | No | Yds | Avg | LG | TD |
|--------------------|------------|-------------|-------------|-----------|-----------|
| Owens, Terrell | 60 | 936 | 15.6 | 56t | 8 |
| Stokes, J.J. | 58 | 733 | 12.6 | 36 | 4 |
| Floyd, William | 37 | 321 | 8.7 | 44t | 1 |
| Jones, Brent | 29 | 383 | 13.2 | 33 | 2 |
| Kirby, Terry | 23 | 279 | 12.1 | 82 | 1 |
| Hearst, Garrison | 21 | 194 | 9.2 | 69 | 2 |
| Uwaezuoke, Iheanyi | 14 | 165 | 11.8 | 25 | 0 |
| Clark, Greg | 8 | 96 | 12.0 | 23 | 1 |
| Rice, Jerry | 7 | 78 | 11.1 | 16 | 1 |
| Edwards, Marc | 6 | 48 | 8.0 | 19 | 0 |
| Fann, Chad | 5 | 78 | 15.6 | 21 | 0 |
| Levy, Chuck | 5 | 68 | 13.6 | 30 | 0 |
| Harris, Mark | 5 | 53 | 10.6 | 16 | 0 |
| 49ERS | 278 | 3432 | 12.4 | 82 | 20 |
| OPPONENTS | 258 | 3011 | 11.7 | 69 | 23 |

| INTERCEPTIONS | No | Yds | Avg | LG | TD |
|--------------------|-----------|------------|-------------|------------|----------|
| Hanks, Merton | 6 | 103 | 17.2 | 55t | 1 |
| Drakeford, Tyronne | 5 | 15 | 3.0 | 15 | 0 |
| Woodson, Rod | 3 | 81 | 27.0 | 41 | 0 |
| Walker, Darnell | 3 | 49 | 16.3 | 28 | 0 |
| McDonald, Tim | 3 | 34 | 11.3 | 17 | 0 |
| Woodall, Lee | 2 | 55 | 27.5 | 55 | 0 |
| Bronson, Zack | 1 | 22 | 22.0 | 22 | 0 |
| Pope, Marquez | 1 | 7 | 7.0 | 7 | 0 |
| Maxie, Brett | 1 | 0 | 0.0 | 0 | 0 |
| 49ERS | 25 | 366 | 14.6 | 55t | 1 |
| OPPONENTS | 11 | 169 | 15.4 | 75t | 2 |

| KICKOFF RETURNS | No | Yds | Avg | LG | TD |
|--------------------|-----------|-------------|-------------|-------------|----------|
| Levy, Chuck | 36 | 793 | 22.0 | 59 | 0 |
| Uwaezuoke, Iheanyi | 6 | 131 | 21.8 | 25 | 0 |
| Kirby, Terry | 3 | 124 | 41.3 | 101t | 1 |
| Owens, Terrell | 2 | 31 | 15.5 | 23 | 0 |
| Edwards, Marc | 1 | 30 | 30.0 | 30 | 0 |
| Drakeford, Tyronne | 1 | 24 | 24.0 | 24 | 0 |
| Fann, Chad | 1 | 0 | 0.0 | 0 | 0 |
| 49ERS | 50 | 1133 | 22.7 | 101t | 1 |
| OPPONENTS | 82 | 1746 | 21.3 | 61 | 0 |

| PUNT RETURNS | No | FC | Yds | Avg | LG | TD |
|--------------------|-----------|-----------|------------|-------------|------------|----------|
| Uwaezuoke, Iheanyi | 34 | 14 | 373 | 11.0 | 36 | 0 |
| Levy, Chuck | 6 | 2 | 109 | 18.2 | 73t | 1 |
| Woodson, Rod | 1 | 0 | 0 | 0.0 | 0 | 0 |
| 49ERS | 41 | 16 | 482 | 11.8 | 73t | 1 |
| OPPONENTS | 41 | 9 | 307 | 7.5 | 37 | 0 |

| PUNTING | No | Yds | Avg | TB | I-20 | LG | Blk |
|------------------|-----------|-------------|-------------|-----------|-----------|-----------|----------|
| Thompson, Tommy | 78 | 3182 | 40.8 | 7 | 22 | 55 | 1 |
| 49ERS | 78 | 3182 | 40.3 | 7 | 22 | 55 | 1 |
| OPPONENTS | 83 | 3473 | 41.9 | 11 | 25 | 59 | 1 |

| PASSING | Att | Comp | Pct | Yds | LG | TD | Int | QB |
|--------------------|------------|------------|-------------|-------------|-----------|-----------|-----------|-------------|
| Young, Steve | 356 | 241 | 67.7 | 3029 | 82 | 19 | 6 | 104.7 |
| Druckenmiller, Jim | 52 | 21 | 40.4 | 239 | 33 | 1 | 4 | 29.2 |
| Brohm, Jeff | 24 | 16 | 66.7 | 164 | 21 | 0 | 1 | 68.7 |
| 49ERS | 432 | 278 | 64.4 | 3432 | 82 | 20 | 11 | 93.6 |
| OPPONENTS | 509 | 258 | 50.7 | 3011 | 69 | 23 | 25 | 63.6 |



| 1998 (12-4/13-5) | | | |
|--------------------------------|----|----------------------------------|------------|
| Steve Mariucci, Coach | | | |
| W | 36 | New York Jets (64,419)/S-6 | (OT) 30 |
| W | 45 | at Washington (76,798)-MN/S-14 | 10 |
| - | - | BYE/S-20 | - |
| W | 31 | Atlanta (62,296)/S-27 | 20 |
| L | 21 | at Buffalo (76,615)/O-4 | 26 |
| W | 31 | at New Orleans (62,811)/O-11 | 0 |
| W | 34 | Indianapolis (68,486)/O-18 | 31 |
| W | 28 | at St. Louis (58,563)/O-25 | 10 |
| L | 22 | at Green Bay (59,794)/N-1 | 36 |
| W | 25 | Carolina (68,572)/N-8 | 23 |
| L | 19 | at Atlanta (69,828)/N-15 | 31 |
| W | 31 | New Orleans (68,429)-SUN/N-22 | 20 |
| W | 31 | New York Giants (68,212)-MN/N-30 | 7 |
| W | 31 | at Carolina (63,332)/D-6 | (OT) 28 |
| W | 35 | Detroit (68,585)-MN/D-14 | 13 |
| L | 21 | at New England (59,153)/D-20 | 24 |
| W | 38 | St. Louis (68,386)/D-27 | 19 |
| 479 | | | 328 |
| NFC WILD CARD - JAN. 3 | | | |
| (at San Francisco - 3Com Park) | | | |
| W | 30 | Green Bay (66,506) | 27 |
| NFC PLAYOFF- JAN. 9 | | | |
| (at Atlanta - Georgia Dome) | | | |
| L | 18 | Atlanta (70,262)-SA | 20 |

| TEAM STATISTICS | 49ers | Opp |
|------------------------------|-------|-------|
| TOTAL FIRST DOWNS | 381 | 297 |
| By Rushing | 129 | 91 |
| By Passing | 223 | 178 |
| By Penalties | 29 | 28 |
| TOTAL YARDS GAINED | 6800 | 5343 |
| By Rushing | 2544 | 1610 |
| By Passing | 4256 | 3733 |
| TOTAL PLAYS FROM SCRIMMAGE | 1100 | 1012 |
| Rushes | 491 | 395 |
| Average Gain Per Rush | 5.2 | 4.1 |
| NET YARDS PASSING | 4256 | 3733 |
| Passes Attempted | 556 | 566 |
| Passes Completed | 347 | 294 |
| Percent Completed | 62.4 | 51.9 |
| Had Intercepted | 15 | 21 |
| Times Sacked | 53 | 51 |
| Lost Attempting to Pass | 254 | 259 |
| PUNTS | 69 | 83 |
| Total Yardage of Punts | 2835 | 3492 |
| Average Length | 41.1 | 42.1 |
| KICKOFF RETURNS | 59 | 67 |
| Total Yards Returned | 1108 | 1296 |
| Average Length of Return | 18.8 | 19.3 |
| PENALTIES | 133 | 101 |
| Yards Penalized | 1156 | 800 |
| FUMBLES | 22 | 24 |
| Own Fumbles Recovered | 7 | 12 |
| Opponents' Fumbles Recovered | 12 | 15 |
| FIELD GOALS | 18 | 19 |
| Field Goals Attempted | 27 | 32 |
| TOTAL POINTS SCORED | 479 | 328 |
| Touchdowns Scored | 61 | 39 |
| Touchdowns Rushing | 19 | 13 |
| Touchdowns Passing | 41 | 25 |
| Touchdown Returns | 1 | 1 |
| Extra Points | 49 | 35 |
| Safeties | 0 | 1 |
| AVG. TIME OF POSSESSION | 31:52 | 28:08 |

| SCORING | TDs | Ru | Pa | Int | Fu | KO | Pu | PAT | FG | S | Pts |
|------------------|-----|----|----|-----|----|----|----|-------|-------|---|-----|
| Richey, Wade | 0 | 0 | 0 | 0 | 0 | 0 | 0 | 51/49 | 27/18 | 0 | 103 |
| Owens, Terrell | 15 | 1 | 14 | 0 | 0 | 0 | 0 | 0/0 | 0/0 | 0 | 92 |
| Rice, Jerry | 9 | 0 | 9 | 0 | 0 | 0 | 0 | 0/0 | 0/0 | 0 | 58 |
| Hearst, Garrison | 9 | 7 | 2 | 0 | 0 | 0 | 0 | 0/0 | 0/0 | 0 | 56 |
| Stokes, J.J. | 8 | 0 | 8 | 0 | 0 | 0 | 0 | 0/0 | 0/0 | 0 | 48 |
| Young, Steve | 6 | 6 | 0 | 0 | 0 | 0 | 0 | 0/0 | 0/0 | 0 | 36 |
| Smith, Irv | 5 | 0 | 5 | 0 | 0 | 0 | 0 | 0/0 | 0/0 | 0 | 30 |
| Edwards, Marc | 3 | 1 | 2 | 0 | 0 | 0 | 0 | 0/0 | 0/0 | 0 | 18 |
| Kirby, Terry | 3 | 3 | 0 | 0 | 0 | 0 | 0 | 0/0 | 0/0 | 0 | 18 |

(continued)

| SCORING | TDs | Ru | Pa | Int | Fu | KO | Pu | PAT | FG | S | Pts |
|---|------------|-------------|-------------|-------------|------------|-----------|-----------|--------------|--------------|----------|------------|
| Clark, Greg | 1 | 0 | 1 | 0 | 0 | 0 | 0 | 0/0 | 0/0 | 0 | 8 |
| Levy, Chuck | 1 | 1 | 0 | 0 | 0 | 0 | 0 | 0/0 | 0/0 | 0 | 6 |
| McQuarters, R.W. | 1 | 0 | 0 | 0 | 0 | 0 | 1 | 0/0 | 0/0 | 0 | 6 |
| 49ERS | 61 | 19 | 41 | 0 | 0 | 0 | 1 | 51/49 | 27/18 | 0 | 479 |
| OPPONENTS | 39 | 13 | 25 | 0 | 1 | 0 | 0 | 38/35 | 32/19 | 1 | 328 |
| 2-pt conversions: J. Rice 2, G. Clark, G. Hearst, T. Owens, Team: 5-9, Opponents: 0-1 | | | | | | | | | | | |
| RUSHING | Att | Yds | Avg | Lg | TD | | | | | | |
| Hearst, Garrison | 310 | 1570 | 5.1 | 96t | 7 | | | | | | |
| Young, Steve | 70 | 454 | 6.5 | 24 | 6 | | | | | | |
| Kirby, Terry | 48 | 258 | 5.4 | 31t | 3 | | | | | | |
| Levy, Chuck | 25 | 112 | 4.5 | 21t | 1 | | | | | | |
| Edwards, Marc | 22 | 94 | 4.3 | 32 | 1 | | | | | | |
| Owens, Terrell | 4 | 53 | 13.3 | 21t | 1 | | | | | | |
| Detmer, Ty | 8 | 7 | 0.9 | 10 | 0 | | | | | | |
| Roby, Reggie | 1 | 0 | 0.0 | 0 | 0 | | | | | | |
| Druymiller, Jim | 3 | -4 | -1.3 | -1 | 0 | | | | | | |
| 49ERS | 491 | 2544 | 5.2 | 96t | 19 | | | | | | |
| OPPONENTS | 395 | 1610 | 4.1 | 65t | 13 | | | | | | |
| RECEIVING | No | Yds | Avg | LG | TD | | | | | | |
| Rice, Jerry | 82 | 1157 | 14.1 | 75t | 9 | | | | | | |
| Owens, Terrell | 67 | 1097 | 16.4 | 79t | 14 | | | | | | |
| Stokes, J.J. | 63 | 770 | 12.2 | 33t | 8 | | | | | | |
| Hearst, Garrison | 39 | 535 | 13.7 | 81t | 2 | | | | | | |
| Smith, Irv | 25 | 266 | 10.6 | 25t | 5 | | | | | | |
| Edwards, Marc | 22 | 218 | 9.9 | 47t | 2 | | | | | | |
| Kirby, Terry | 16 | 134 | 8.4 | 25 | 0 | | | | | | |
| Levy, Chuck | 15 | 64 | 4.3 | 13 | 0 | | | | | | |
| Clark, Greg | 12 | 124 | 10.3 | 23 | 1 | | | | | | |
| Uwaezuoke, Iheanyi | 3 | 67 | 22.3 | 35 | 0 | | | | | | |
| Harris, Mark | 2 | 67 | 33.5 | 42 | 0 | | | | | | |
| Beasley, Fred | 1 | 11 | 11.0 | 11 | 0 | | | | | | |
| 49ERS | 347 | 4510 | 13.0 | 81t | 41 | | | | | | |
| OPPONENTS | 294 | 3992 | 13.6 | 80t | 25 | | | | | | |
| INTERCEPTIONS | No | Yds | Avg | LG | TD | | | | | | |
| Walker, Darnell | 4 | 78 | 19.5 | 36 | 0 | | | | | | |
| Hanks, Merton | 4 | 37 | 9.3 | 37 | 0 | | | | | | |
| Bronson, Zack | 4 | 34 | 8.5 | 28 | 0 | | | | | | |
| McDonald, Tim | 4 | 22 | 5.5 | 18 | 0 | | | | | | |
| Tubbs, Winfred | 1 | 7 | 7.0 | 7 | 0 | | | | | | |
| Woodall, Lee | 1 | 4 | 4.0 | 4 | 0 | | | | | | |
| Langham, Antonio | 1 | 0 | 0.0 | 0 | 0 | | | | | | |
| Pope, Marquez | 1 | 0 | 0.0 | 0 | 0 | | | | | | |
| Barker, Roy | 1 | -4 | -4.0 | -4 | 0 | | | | | | |
| 49ERS | 21 | 178 | 8.5 | 37 | 0 | | | | | | |
| OPPONENTS | 15 | 304 | 20.3 | 43 | 0 | | | | | | |
| KICKOFF RETURNS | No | Yds | Avg | LG | TD | | | | | | |
| Levy, Chuck | 22 | 383 | 17.4 | 30 | 0 | | | | | | |
| Kirby, Terry | 17 | 340 | 20.0 | 33 | 0 | | | | | | |
| McQuarters, R.W. | 17 | 339 | 19.9 | 45 | 0 | | | | | | |
| Smith, Irv | 2 | 35 | 17.5 | 23 | 0 | | | | | | |
| Richie, David | 1 | 11 | 11.0 | 11 | 0 | | | | | | |
| 49ERS | 59 | 1108 | 18.8 | 45 | 0 | | | | | | |
| OPPONENTS | 67 | 1296 | 19.3 | 47 | 0 | | | | | | |
| PUNT RETURNS | No | FC | Yds | Avg | LG | TD | | | | | |
| McQuarters, R.W. | 47 | 10 | 406 | 8.6 | 72t | 1 | | | | | |
| 49ERS | 47 | 10 | 406 | 8.6 | 72t | 1 | | | | | |
| OPPONENTS | 36 | 15 | 341 | 9.5 | 53 | 0 | | | | | |
| PUNTING | No | Yds | Avg | TB | I-20 | LG | Bik | | | | |
| Roby, Reggie | 60 | 2511 | 41.9 | 6 | 14 | 66 | 0 | | | | |
| Howard, Ed | 9 | 324 | 36.0 | 1 | 2 | 45 | 0 | | | | |
| 49ERS | 69 | 2835 | 41.1 | 7 | 16 | 66 | 0 | | | | |
| OPPONENTS | 83 | 3492 | 42.1 | 8 | 20 | 64 | 0 | | | | |
| PASSING | Att | Comp | Pct | Yds | LG | TD | Int | QB | | | |
| Young, Steve | 517 | 322 | 62.3 | 4170 | 81t | 36 | 12 | 101.1 | | | |
| Detmer, Ty | 38 | 24 | 63.2 | 312 | 36t | 4 | 3 | 91.1 | | | |
| Kirby, Terry | 1 | 1 | 100.0 | 28 | 28t | 1 | 0 | 158.3 | | | |
| 49ERS | 556 | 347 | 62.4 | 4510 | 81t | 41 | 15 | 101.2 | | | |
| OPPONENTS | 566 | 294 | 51.9 | 3992 | 80t | 25 | 21 | 74.0 | | | |



1999 (4-12)

Steve Mariucci, Coach

| | | | |
|------------|----|-------------------------------|------------|
| L | 3 | at Jacksonville (68,678)/S-12 | 41 |
| W | 28 | New Orleans (67,685)/S-19 | 21 |
| W | 24 | at Arizona (71,200)-MN/S-27 | 10 |
| W | 24 | Tennessee (67,447)/O-3 | 22 |
| L | 20 | at St. Louis (65,872)/O-10 | 42 |
| L | 29 | Carolina (68,151)/O-17 | 31 |
| L | 16 | at Minnesota (64,109)/O-24 | 40 |
| - | - | BYE/O-31 | |
| L | 6 | Pittsburgh (68,657)/N-7 | 27 |
| L | 6 | at New Orleans (52,198)/N-14 | 24 |
| L | 7 | St. Louis (68,193)/N-21 | 23 |
| L | 3 | Green Bay (68,304)-MN/N-29 | 20 |
| L | 30 | at Cincinnati (53,463)/D-5 | 44 |
| W | 26 | Atlanta (67,465)/D-12 | 7 |
| L | 24 | at Carolina (62,373)/D-18 | 41 |
| L | 20 | Washington (68,329)-SUN/D-26 | (OT) 26 |
| L | 29 | at Atlanta (57,980)-MN/J-3 | 34 |
| 295 | | | 453 |

TEAM STATISTICS

| | 49ers | Opp |
|------------------------------|--------------|------------|
| TOTAL FIRST DOWNS | 300 | 315 |
| By Rushing | 102 | 91 |
| By Passing | 172 | 192 |
| By Penalties | 26 | 32 |
| TOTAL YARDS GAINED | 5380 | 5687 |
| By Rushing | 2085 | 1619 |
| By Passing | 3295 | 4068 |
| TOTAL PLAYS FROM SCRIMMAGE | 1012 | 979 |
| Rushes | 419 | 426 |
| Average Gain Per Rush | 5.0 | 3.8 |
| NET YARDS PASSING | 3295 | 4068 |
| Passes Attempted | 560 | 521 |
| Passes Completed | 324 | 317 |
| Percent Completed | 57.9 | 60.8 |
| Had Intercepted | 19 | 13 |
| Times Sacked | 34 | 32 |
| Lost Attempting to Pass | 241 | 227 |
| PUNTS | 73 | 69 |
| Total Yardage of Punts | 2883 | 2712 |
| Average Length | 39.5 | 39.3 |
| KICKOFF RETURNS | 77 | 47 |
| Total Yards Returned | 1579 | 1093 |
| Average Length of Return | 20.5 | 23.3 |
| PENALTIES | 120 | 96 |
| Yards Penalized | 1045 | 760 |
| FUMBLES | 29 | 18 |
| Own Fumbles Recovered | 16 | 11 |
| Opponents' Fumbles Recovered | 7 | 13 |
| FIELD GOALS | 21 | 27 |
| Field Goals Attempted | 23 | 32 |
| TOTAL POINTS SCORED | 295 | 453 |
| Touchdowns Scored | 33 | 53 |
| Touchdowns Rushing | 14 | 11 |
| Touchdowns Passing | 14 | 36 |
| Touchdown Returns | 5 | 6 |
| Extra Points | 30 | 50 |
| Safeties | 1 | 1 |
| AVG. TIME OF POSSESSION | 30:17 | 29:43 |

SCORING

| | TDs | Ru | Pa | Int | Fu | KO | Pu | PAT | FG | S | Pts |
|--------------------|------------|-----------|-----------|------------|-----------|-----------|-----------|------------|-----------|----------|------------|
| Richey, Wade | 0 | 0 | 0 | 0 | 0 | 0 | 0 | 31/30 | 23/21 | 0 | 93 |
| Garner, Charlie | 6 | 4 | 2 | 0 | 0 | 0 | 0 | 0/0 | 0/0 | 0 | 36 |
| Rice, Jerry | 5 | 0 | 5 | 0 | 0 | 0 | 0 | 0/0 | 0/0 | 0 | 30 |
| Beasley, Fred | 4 | 4 | 0 | 0 | 0 | 0 | 0 | 0/0 | 0/0 | 0 | 24 |
| Owens, Terrell | 4 | 0 | 4 | 0 | 0 | 0 | 0 | 0/0 | 0/0 | 0 | 24 |
| Stokes, J.J. | 3 | 0 | 3 | 0 | 0 | 0 | 0 | 0/0 | 0/0 | 0 | 20 |
| Garcia, Jeff | 2 | 2 | 0 | 0 | 0 | 0 | 0 | 0/0 | 0/0 | 0 | 12 |
| Phillips, Lawrence | 2 | 2 | 0 | 0 | 0 | 0 | 0 | 0/0 | 0/0 | 0 | 12 |
| Walker, Darnell | 2 | 0 | 0 | 1 | 1 | 0 | 0 | 0/0 | 0/0 | 0 | 12 |
| Bryant, Junior | 1 | 0 | 0 | 0 | 1 | 0 | 0 | 0/0 | 0/0 | 0 | 6 |
| Jervey, Travis | 1 | 1 | 0 | 0 | 0 | 0 | 0 | 0/0 | 0/0 | 0 | 6 |
| McMillian, Mark | 1 | 0 | 0 | 0 | 1 | 0 | 0 | 0/0 | 0/0 | 0 | 6 |
| Schulters, Lance | 1 | 0 | 0 | 1 | 0 | 0 | 0 | 0/0 | 0/0 | 0 | 6 |
| Vardell, Tommy | 1 | 1 | 0 | 0 | 0 | 0 | 0 | 0/0 | 0/0 | 0 | 6 |

(continued)

SCORING

| | TDs | Ru | Pa | Int | Fu | KO | Pu | PAT | FG | S | Pts |
|------------------|------------|-----------|-----------|------------|-----------|-----------|-----------|--------------|--------------|----------|------------|
| Young, Bryant | 0 | 0 | 0 | 0 | 0 | 0 | 0 | 0/0 | 0/0 | 1 | 2 |
| 49ERS | 33 | 14 | 14 | 2 | 3 | 0 | 0 | 31/30 | 23/21 | 1 | 295 |
| OPPONENTS | 53 | 11 | 36 | 2 | 1 | 1 | 2 | 50/50 | 32/27 | 1 | 453 |

2-pt conversions: J.J. Stokes, Team: 1-2, Opponents: 1-2

RUSHING

| | Att | Yds | Avg | LG | TD |
|--------------------|------------|-------------|------------|------------|-----------|
| Garner, Charlie | 241 | 1229 | 5.1 | 53 | 4 |
| Beasley, Fred | 58 | 276 | 4.8 | 44t | 4 |
| Garcia, Jeff | 45 | 231 | 5.1 | 25 | 2 |
| Phillips, Lawrence | 30 | 144 | 4.8 | 68t | 2 |
| Jackson, Terry | 15 | 75 | 5.0 | 11 | 1 |
| Young, Steve | 11 | 57 | 5.2 | 14 | 0 |
| Jervey, Travis | 6 | 49 | 8.2 | 33 | 1 |
| Stenstrom, Steve | 3 | 15 | 5.0 | 8 | 0 |
| Rice, Jerry | 2 | 13 | 6.5 | 11 | 0 |
| Vardell, Tommy | 6 | 6 | 1.0 | 5 | 0 |
| Stanley, Chad | 1 | 0 | 0.0 | 0 | 0 |
| 49ERS | 418 | 2095 | 5.0 | 68t | 14 |
| OPPONENTS | 426 | 1619 | 3.8 | 52 | 11 |

RECEIVING

| | No | Yds | Avg | LG | TD |
|--------------------|------------|-------------|-------------|------------|-----------|
| Rice, Jerry | 67 | 830 | 12.4 | 62 | 5 |
| Owens, Terrell | 60 | 754 | 12.6 | 36 | 4 |
| Garner, Charlie | 56 | 535 | 9.6 | 53 | 2 |
| Stokes, J.J. | 34 | 429 | 12.6 | 47 | 3 |
| Clark, Greg | 34 | 347 | 10.2 | 24 | 0 |
| Beasley, Fred | 32 | 282 | 8.8 | 24 | 0 |
| Phillips, Lawrence | 15 | 152 | 10.1 | 47 | 0 |
| Vardell, Tommy | 7 | 36 | 5.1 | 11 | 0 |
| Harris, Mark | 6 | 66 | 11.0 | 33 | 0 |
| Cline, Tony | 4 | 45 | 11.3 | 30 | 0 |
| Jackson, Terry | 3 | 6 | 2.0 | 4 | 0 |
| Streets, Tai | 2 | 25 | 12.5 | 14 | 0 |
| Fann, Chad | 2 | 8 | 4.0 | 6 | 0 |
| Stenstrom, Steve | 1 | 9 | 9.0 | 9 | 0 |
| Jervey, Travis | 1 | 2 | 2.0 | 2 | 0 |
| 49ERS | 324 | 3526 | 10.9 | 62 | 14 |
| OPPONENTS | 317 | 4295 | 13.6 | 80t | 36 |

INTERCEPTIONS

| | No | Yds | Avg | LG | TD |
|------------------|-----------|------------|-------------|------------|-----------|
| Schulters, Lance | 6 | 127 | 21.2 | 64t | 1 |
| McDonald, Tim | 2 | 18 | 9.0 | 18 | 0 |
| Walker, Darnell | 1 | 27 | 27.0 | 27t | 1 |
| McQuarters, R.W. | 1 | 25 | 25.0 | 25 | 0 |
| Tubbs, Winfred | 1 | 8 | 8.0 | 8 | 0 |
| McDonald, Ramos | 1 | 4 | 4.0 | 4 | 0 |
| McMillian, Mark | 1 | 0 | 0.0 | 0 | 0 |
| 49ERS | 13 | 209 | 16.1 | 64t | 2 |
| OPPONENTS | 19 | 286 | 15.1 | 93t | 2 |

KICKOFF RETURNS

| | No | Yds | Avg | LG | TD |
|--------------------|-----------|-------------|-------------|------------|-----------|
| McQuarters, R.W. | 26 | 568 | 21.9 | 37 | 0 |
| Phillips, Lawrence | 19 | 415 | 21.8 | 75 | 0 |
| Preston, Roell | 16 | 292 | 18.3 | 58 | 0 |
| Jervey, Travis | 8 | 191 | 23.9 | 48 | 0 |
| Prioleau, Pierson | 3 | 73 | 24.3 | 32 | 0 |
| Harris, Mark | 2 | 26 | 13.0 | 15 | 0 |
| Peterson, Anthony | 2 | 10 | 5.0 | 10 | 0 |
| Lynch, Ben | 1 | 4 | 4.0 | 4 | 0 |
| 49ERS | 77 | 1579 | 20.5 | 75 | 0 |
| OPPONENTS | 47 | 1093 | 23.3 | 97t | 1 |

PUNT RETURNS

| | No | FC | Yds | Avg | LG | TD |
|------------------|-----------|-----------|------------|-------------|------------|-----------|
| McQuarters, R.W. | 18 | 3 | 90 | 5.0 | 32 | 0 |
| Preston, Roell | 3 | 8 | 6 | 2.0 | 6 | 0 |
| Harris, Mark | 4 | 2 | 8 | 2.0 | 5 | 0 |
| Givens, Reggie | 1 | 0 | 0 | 0.0 | 0 | 0 |
| 49ERS | 26 | 13 | 104 | 4.0 | 32 | 0 |
| OPPONENTS | 33 | 11 | 399 | 12.1 | 70t | 2 |

PUNTING

| | No | Yds | Avg | TB | I-20 | LG | Bik |
|------------------|-----------|-------------|-------------|-----------|-------------|-----------|------------|
| Stanley, Chad | 69 | 2737 | 39.7 | 9 | 20 | 70 | 2 |
| Richey, Wade | 4 | 146 | 36.5 | 0 | 1 | 45 | 0 |
| 49ERS | 73 | 2883 | 38.4 | 9 | 21 | 66 | 0 |
| OPPONENTS | 69 | 2714 | 39.3 | 10 | 24 | 75 | 0 |

PASSING

| | Att | Comp | Pct | Yds | LG | TD | Int | QB |
|------------------|------------|-------------|-------------|-------------|------------|-----------|------------|-------------|
| Garcia, Jeff | 375 | 225 | 60.0 | 2544 | 62 | 11 | 11 | 77.9 |
| Stenstrom, Steve | 100 | 54 | 54.0 | 536 | 32 | 0 | 4 | 52.8 |
| Young, Steve | 84 | 45 | 53.6 | 446 | 53 | 3 | 4 | 60.9 |
| Rice, Jerry | 1 | 0 | 0.0 | 0 | 0 | 0 | 0 | 39.6 |
| 49ERS | 560 | 324 | 57.9 | 3526 | 62 | 14 | 19 | 70.7 |
| OPPONENTS | 521 | 317 | 60.8 | 4295 | 80t | 36 | 13 | 99.8 |



2000 (6-10)

Steve Mariucci, Coach

| | | | |
|------------|----|-----------------------------|------------|
| L | 28 | at Atlanta (54,626)/S-3 | 36 |
| L | 22 | Carolina (66,879)/S-10 | 38 |
| L | 24 | at St. Louis (65,945)/S-17 | 41 |
| W | 41 | at Dallas (64,127)/S-24 | 24 |
| W | 27 | Arizona (66,985)/O-1 | 20 |
| L | 28 | Oakland (68,344)/O-8 | (OT) 34 |
| L | 28 | at Green Bay (59,870)/O-15 | 31 |
| L | 16 | at Carolina (73,169)/O-22 | 34 |
| L | 24 | St. Louis (68,109)/O-29 | 34 |
| L | 15 | at New Orleans (64,900)/N-5 | 31 |
| W | 21 | Kansas City (68,002)/N-12 | 7 |
| W | 16 | Atlanta (67,447)/N-19 | 6 |
| - | - | BYE/N-26 | - |
| W | 45 | at San Diego (57,255)/D-3 | 17 |
| L | 27 | New Orleans (67,892)/D-10 | 31 |
| W | 17 | Chicago (68,306)/D-17 | 0 |
| L | 9 | at Denver (76,098)/D-23 | 38 |
| 388 | | | 422 |

TEAM STATISTICS

| | 49ers | Opp |
|------------------------------|--------------|------------|
| TOTAL FIRST DOWNS | 334 | 347 |
| By Rushing | 98 | 110 |
| By Passing | 211 | 194 |
| By Penalties | 25 | 43 |
| TOTAL YARDS GAINED | 6040 | 5709 |
| By Rushing | 1801 | 1794 |
| By Passing | 4239 | 3915 |
| TOTAL PLAYS FROM SCRIMMAGE | 1024 | 1031 |
| Rushes | 416 | 435 |
| Average Gain Per Rush | 4.3 | 4.1 |
| NET YARDS PASSING | 4239 | 3915 |
| Passes Attempted | 583 | 558 |
| Passes Completed | 366 | 320 |
| Percent Completed | 62.8 | 57.4 |
| Had Intercepted | 10 | 13 |
| Times Sacked | 25 | 38 |
| Lost Attempting to Pass | 161 | 270 |
| PUNTS | 70 | 65 |
| Total Yardage of Punts | 2727 | 2773 |
| Average Length | 39.0 | 42.7 |
| KICKOFF RETURNS | 68 | 63 |
| Total Yards Returned | 1299 | 1358 |
| Average Length of Return | 19.1 | 21.6 |
| PENALTIES | 134 | 102 |
| Yards Penalized | 1135 | 857 |
| FUMBLES | 22 | 19 |
| Own Fumbles Recovered | 13 | 8 |
| Opponents' Fumbles Recovered | 11 | 9 |
| FIELD GOALS | 15 | 26 |
| Field Goals Attempted | 22 | 31 |
| TOTAL POINTS SCORED | 388 | 422 |
| Touchdowns Scored | 49 | 49 |
| Touchdowns Rushing | 15 | 22 |
| Touchdowns Passing | 32 | 25 |
| Touchdown Returns | 2 | 2 |
| Extra Points | 43 | 46 |
| Safeties | 0 | 0 |
| AVG. TIME OF POSSESSION | 29:38 | 30:22 |

SCORING

| | TDs | Ru | Pa | Int | Fu | KO | Pu | PAT | FG | S | Pts |
|------------------|------------|-----------|-----------|------------|-----------|-----------|-----------|--------------|--------------|----------|------------|
| Richey, Wade | 0 | 0 | 0 | 0 | 0 | 0 | 0 | 45/43 | 22/15 | 0 | 88 |
| Owens, Terrell | 13 | 0 | 13 | 0 | 0 | 0 | 0 | 0/0 | 0/0 | 0 | 80 |
| Garner, Charlie | 10 | 7 | 3 | 0 | 0 | 0 | 0 | 0/0 | 0/0 | 0 | 60 |
| Rice, Jerry | 7 | 0 | 7 | 0 | 0 | 0 | 0 | 0/0 | 0/0 | 0 | 42 |
| Beasley, Fred | 6 | 3 | 3 | 0 | 0 | 0 | 0 | 0/0 | 0/0 | 0 | 36 |
| Garcia, Jeff | 4 | 4 | 0 | 0 | 0 | 0 | 0 | 0/0 | 0/0 | 0 | 24 |
| Stokes, J.J. | 3 | 0 | 3 | 0 | 0 | 0 | 0 | 0/0 | 0/0 | 0 | 20 |
| Jackson, Terry | 2 | 1 | 1 | 0 | 0 | 0 | 0 | 0/0 | 0/0 | 0 | 14 |
| Clark, Greg | 2 | 0 | 2 | 0 | 0 | 0 | 0 | 0/0 | 0/0 | 0 | 12 |
| Montgomery, M. | 1 | 0 | 0 | 1 | 0 | 0 | 0 | 0/0 | 0/0 | 0 | 6 |
| Webster, Jason | 1 | 0 | 0 | 1 | 0 | 0 | 0 | 0/0 | 0/0 | 0 | 6 |
| 49ERS | 49 | 15 | 32 | 2 | 0 | 0 | 0 | 45/43 | 22/15 | 0 | 388 |
| OPPONENTS | 49 | 22 | 25 | 2 | 0 | 0 | 0 | 46/46 | 31/26 | 0 | 422 |

2-pt conversions: T. Jackson, T. Owens, J.J. Stokes

Team: 3-4, Opponents: 2-2

RUSHING

| | Att | Yds | Avg | LG | TD |
|------------------|------------|-------------|------------|-----------|-----------|
| Garner, Charlie | 258 | 1142 | 4.4 | 42 | 7 |
| Garcia, Jeff | 72 | 414 | 5.8 | 33 | 4 |
| Beasley, Fred | 50 | 147 | 2.9 | 9 | 3 |
| Smith, Paul | 18 | 72 | 4.0 | 14 | 0 |
| Owens, Terrell | 3 | 11 | 3.7 | 5 | 0 |
| Jackson, Terry | 5 | 6 | 1.2 | 3 | 1 |
| Lewis, Jonas | 1 | 6 | 6.0 | 6 | 0 |
| Stokes, J.J. | 1 | 6 | 6.0 | 6 | 0 |
| Jervey, Travis | 1 | 0 | 0.0 | 0 | 0 |
| Mirer, Rick | 3 | 0 | 0.0 | 3 | 0 |
| Streets, Tai | 1 | 0 | 0.0 | 0 | 0 |
| Rattay, Tim | 2 | -1 | -0.5 | 0 | 0 |
| Rice, Jerry | 1 | -2 | -2.0 | -2 | 0 |
| 49ERS | 416 | 1801 | 4.3 | 42 | 15 |
| OPPONENTS | 435 | 1794 | 4.1 | 31 | 22 |

RECEIVING

| | No | Yds | Avg | LG | TD |
|------------------|------------|-------------|-------------|------------|-----------|
| Owens, Terrell | 97 | 1451 | 15.0 | 69t | 13 |
| Rice, Jerry | 75 | 805 | 10.7 | 68t | 7 |
| Garner, Charlie | 68 | 647 | 9.5 | 62 | 3 |
| Clark, Greg | 38 | 342 | 9.0 | 34 | 2 |
| Beasley, Fred | 31 | 233 | 7.5 | 34 | 3 |
| Stokes, J.J. | 30 | 524 | 17.5 | 53 | 3 |
| Streets, Tai | 19 | 287 | 15.1 | 39 | 0 |
| Jackson, Terry | 5 | 48 | 9.6 | 16 | 1 |
| Smith, Paul | 2 | 55 | 27.5 | 47 | 0 |
| Swift, Justin | 1 | 8 | 8.0 | 8 | 0 |
| 49ERS | 366 | 4400 | 12.0 | 69t | 32 |
| OPPONENTS | 320 | 4185 | 13.1 | 78t | 25 |

INTERCEPTIONS

| | No | Yds | Avg | LG | TD |
|-------------------|-----------|------------|-------------|------------|-----------|
| Bronson, Zack | 3 | 75 | 25.0 | 43 | 0 |
| Montgomery, Monty | 3 | 68 | 22.7 | 46t | 1 |
| Webster, Jason | 2 | 78 | 39.0 | 70t | 1 |
| Peterson, Julian | 2 | 33 | 16.5 | 31 | 0 |
| Prioleau, Pierson | 1 | 13 | 13.0 | 13 | 0 |
| Tubbs, Winfred | 1 | 11 | 11.0 | 11 | 0 |
| Keith, John | 1 | 0 | 0.0 | 0 | 0 |
| 49ERS | 13 | 278 | 21.4 | 70t | 2 |
| OPPONENTS | 10 | 94 | 9.4 | 36t | 2 |

KICKOFF RETURNS

| | No | Yds | Avg | LG | TD |
|------------------|-----------|-------------|-------------|-----------|-----------|
| Williams, Kevin | 30 | 536 | 17.9 | 33 | 0 |
| Lewis, Jonas | 9 | 168 | 18.7 | 26 | 0 |
| Smith, Paul | 9 | 167 | 18.6 | 28 | 0 |
| Jervey, Travis | 8 | 209 | 26.1 | 68 | 0 |
| Streets, Tai | 8 | 180 | 22.5 | 37 | 0 |
| Jackson, Terry | 1 | 9 | 9.0 | 19 | 0 |
| Milem, John | 1 | 13 | 13.0 | 13 | 0 |
| Okefor, Chike | 1 | 17 | 17.0 | 17 | 0 |
| Plummer, Ahmed | 1 | 0 | 0.0 | 0 | 0 |
| 49ERS | 68 | 1299 | 19.1 | 68 | 0 |
| OPPONENTS | 63 | 1358 | 21.6 | 57 | 0 |

PUNT RETURNS

| | No | FC | Yds | Avg | LG | TD |
|------------------|-----------|-----------|------------|-------------|-----------|-----------|
| Williams, Kevin | 26 | 13 | 220 | 8.5 | 25 | 0 |
| 49ERS | 26 | 13 | 220 | 8.5 | 25 | 0 |
| OPPONENTS | 32 | 20 | 332 | 10.4 | 47 | 0 |

PUNTING

| | No | Yds | Avg | TB | I-20 | LG | Bik |
|------------------|-----------|-------------|-------------|-----------|-------------|-----------|------------|
| Stanley, Chad | 69 | 2727 | 39.5 | 7 | 15 | 56 | 1 |
| 49ERS | 70 | 2727 | 39.0 | 7 | 15 | 56 | 1 |
| OPPONENTS | 65 | 2773 | 42.7 | 10 | 16 | 66 | 0 |

PASSING

| | Att | Comp | Pct | Yds | LG | TD | Int | QB |
|------------------|------------|-------------|-------------|-------------|------------|-----------|------------|-------------|
| Garcia, Jeff | 561 | 355 | 63.3 | 4278 | 69t | 31 | 10 | 97.6 |
| Mirer, Rick | 20 | 10 | 50.0 | 126 | 26 | 1 | 0 | 86.7 |
| Rattay, Tim | 1 | 1 | 100.0 | -4 | -4 | 0 | 0 | 79.2 |
| Rice, Jerry | 1 | 0 | 0.0 | 0 | 0 | 0 | 0 | 39.6 |
| 49ERS | 583 | 366 | 62.8 | 4400 | 69t | 32 | 10 | 97.0 |
| OPPONENTS | 558 | 320 | 57.4 | 4185 | 78t | 25 | 13 | 86.4 |



| 2001 (12-4/12-5) | | | |
|--------------------------------|----|----------------------------------|------------|
| Steve Mariucci, Coach | | | |
| W | 16 | Atlanta (65,989)/S-9 | (OT) 13 |
| L | 26 | St. Louis (67,536)/S-23 | 30 |
| W | 19 | at New York Jets (78,722)-MN/O-1 | 17 |
| W | 24 | Carolina (66,944)-SUN/O-7 | 14 |
| W | 37 | at Atlanta (48,100)/O-14 | (OT) 31 |
| - | - | BYE/O-21 | - |
| L | 31 | at Chicago (66,944)/O-28 | (OT) 37 |
| W | 21 | Detroit (67,605)/N-4 | 13 |
| W | 28 | New Orleans (68,083)/N-11 | 27 |
| W | 25 | at Carolina (72,665)/N-18 | (OT) 22 |
| W | 40 | at Indianapolis (56,393)/N-25 | 21 |
| W | 35 | Buffalo (67,252)-SUN/D-2 | 0 |
| L | 14 | at St. Louis (66,218)/D-9 | 27 |
| W | 21 | Miami (68,223)/D-16 | 0 |
| W | 13 | Philadelphia (68,124)/D-22 | 3 |
| L | 21 | at Dallas (64,366)/D-30 | 27 |
| W | 38 | at New Orleans (70,020)/J-6 | 0 |
| 409 | | | 282 |
| NFC WILD CARD - JAN. 13 | | | |
| (at Green Bay - Lambeau Field) | | | |
| L | 15 | at Green Bay (59,825) | 25 |

| TEAM STATISTICS | 49ers | Opp |
|------------------------------|-------|-------|
| TOTAL FIRST DOWNS | 328 | 289 |
| By Rushing | 121 | 89 |
| By Passing | 184 | 179 |
| By Penalties | 23 | 21 |
| TOTAL YARDS GAINED | 5689 | 4954 |
| By Rushing | 2244 | 1571 |
| By Passing | 3445 | 3383 |
| TOTAL PLAYS FROM SCRIMMAGE | 1041 | 988 |
| Rushes | 509 | 389 |
| Average Gain Per Rush | 4.3 | 4.1 |
| NET YARDS PASSING | 3445 | 3383 |
| Passes Attempted | 506 | 567 |
| Passes Completed | 318 | 332 |
| Percent Completed | 62.8 | 58.6 |
| Had Intercepted | 12 | 24 |
| Times Sacked | 26 | 32 |
| Lost Attempting to Pass | 114 | 220 |
| PUNTS | 69 | 72 |
| Total Yardage of Punts | 2813 | 2981 |
| Average Length | 40.8 | 41.4 |
| KICKOFF RETURNS | 61 | 68 |
| Total Yards Returned | 1336 | 1408 |
| Average Length of Return | 21.9 | 20.7 |
| PENALTIES | 82 | 95 |
| Yards Penalized | 669 | 812 |
| FUMBLES | 19 | 24 |
| Own Fumbles Recovered | 12 | 14 |
| Opponents' Fumbles Recovered | 10 | 7 |
| FIELD GOALS | 18 | 23 |
| Field Goals Attempted | 25 | 27 |
| TOTAL POINTS SCORED | 409 | 282 |
| Touchdowns Scored | 51 | 30 |
| Touchdowns Rushing | 16 | 9 |
| Touchdowns Passing | 32 | 18 |
| Touchdown Returns | 3 | 3 |
| Extra Points | 47 | 23 |
| Safeties | 0 | 1 |
| AVG. TIME OF POSSESSION | 31:49 | 28:11 |

| SCORING | TDs | Ru | Pa | Int | Fu | KO | Pu | PAT | FG | S | Pts |
|------------------|-----|----|----|-----|----|----|----|-------|-------|---|-----|
| Cortez, Jose | 0 | 0 | 0 | 0 | 0 | 0 | 0 | 47/47 | 25/18 | 0 | 101 |
| Owens, Terrell | 16 | 0 | 16 | 0 | 0 | 0 | 0 | 0/0 | 0/0 | 0 | 96 |
| Stokes, J.J. | 7 | 0 | 7 | 0 | 0 | 0 | 0 | 0/0 | 0/0 | 0 | 42 |
| Barlow, Kevan | 5 | 4 | 1 | 0 | 0 | 0 | 0 | 0/0 | 0/0 | 0 | 30 |
| Garcia, Jeff | 5 | 5 | 0 | 0 | 0 | 0 | 0 | 0/0 | 0/0 | 0 | 30 |
| Hearst, Garrison | 5 | 4 | 1 | 0 | 0 | 0 | 0 | 0/0 | 0/0 | 0 | 30 |
| Johnson, Eric | 3 | 0 | 3 | 0 | 0 | 0 | 0 | 0/0 | 0/0 | 0 | 20 |
| Jackson, Terry | 3 | 1 | 2 | 0 | 0 | 0 | 0 | 0/0 | 0/0 | 0 | 18 |
| Bronson, Zack | 2 | 0 | 0 | 2 | 0 | 0 | 0 | 0/0 | 0/0 | 0 | 12 |

(continued)

| SCORING | TDs | Ru | Pa | Int | Fu | KO | Pu | PAT | FG | S | Pts |
|------------------|-----------|-----------|-----------|----------|----------|----------|----------|--------------|--------------|----------|------------|
| Beasley, Fred | 1 | 1 | 0 | 0 | 0 | 0 | 0 | 0/0 | 0/0 | 0 | 6 |
| Peterson, Julian | 1 | 0 | 0 | 0 | 1 | 0 | 0 | 0/0 | 0/0 | 0 | 6 |
| Smith, Paul | 1 | 1 | 0 | 0 | 0 | 0 | 0 | 0/0 | 0/0 | 0 | 6 |
| Streets, Tai | 1 | 0 | 1 | 0 | 0 | 0 | 0 | 0/0 | 0/0 | 0 | 6 |
| Swift, Justin | 1 | 0 | 1 | 0 | 0 | 0 | 0 | 0/0 | 0/0 | 0 | 6 |
| 49ERS | 51 | 16 | 32 | 2 | 1 | 0 | 0 | 47/47 | 25/18 | 0 | 409 |
| OPPONENTS | 30 | 9 | 18 | 3 | 0 | 0 | 0 | 23/23 | 27/23 | 1 | 282 |

2-pt conversions: E. Johnson Team: 1-3, Opponents: 4-6

| RUSHING | Att | Yds | Avg | LG | TD |
|-------------------|------------|-------------|------------|------------|-----------|
| Hearst, Garrison | 252 | 1206 | 4.8 | 43t | 4 |
| Barlow, Kevan | 125 | 512 | 4.1 | 25 | 4 |
| Garcia, Jeff | 72 | 254 | 3.5 | 25 | 5 |
| Jackson, Terry | 22 | 138 | 6.3 | 15 | 1 |
| Beasley, Fred | 23 | 73 | 3.2 | 16 | 1 |
| Smith, Paul | 4 | 27 | 6.8 | 13t | 1 |
| Owens, Terrell | 4 | 21 | 5.3 | 12 | 0 |
| Sutherland, Vinny | 1 | 16 | 16.0 | 16 | 0 |
| Baker, Jason | 1 | 0 | 0.0 | 0 | 0 |
| Rattay, Tim | 5 | -3 | -0.6 | 1 | 0 |
| 49ERS | 509 | 2244 | 4.4 | 43t | 16 |
| OPPONENTS | 389 | 1571 | 4.0 | 39 | 9 |

| RECEIVING | No | Yds | Avg | Long | TD |
|-------------------|------------|-------------|-------------|------------|-----------|
| Owens, Terrell | 93 | 1412 | 15.2 | 60t | 16 |
| Stokes, J.J. | 54 | 585 | 10.8 | 47 | 7 |
| Hearst, Garrison | 41 | 347 | 8.5 | 60t | 1 |
| Johnson, Eric | 40 | 362 | 9.1 | 24 | 3 |
| Streets, Tai | 28 | 345 | 12.3 | 52 | 1 |
| Barlow, Kevan | 22 | 247 | 11.2 | 61t | 1 |
| Beasley, Fred | 16 | 99 | 6.2 | 15 | 0 |
| Jackson, Terry | 12 | 91 | 7.6 | 14 | 2 |
| Swift, Justin | 11 | 66 | 6.0 | 13 | 1 |
| Sutherland, Vinny | 1 | 5 | 5.0 | 5 | 0 |
| 49ERS | 318 | 3559 | 11.2 | 61t | 32 |
| OPPONENTS | 332 | 3603 | 10.9 | 63 | 18 |

| INTERCEPTIONS | No | Yds | Avg | Long | TD |
|------------------|-----------|------------|-------------|------------|----------|
| Bronson, Zack | 7 | 165 | 23.6 | 97t | 2 |
| Plummer Ahmed | 7 | 45 | 6.4 | 24 | 0 |
| Webster, Jason | 3 | 61 | 20.3 | 31 | 0 |
| Schulters, Lance | 3 | 0 | 0.0 | 0 | 0 |
| Winborn, Jamie | 2 | 40 | 20.0 | 29 | 0 |
| Holman, Rashad | 1 | 19 | 19.0 | 19 | 0 |
| Smith, Derek | 1 | 0 | 0.0 | 0 | 0 |
| 49ERS | 24 | 330 | 13.8 | 97t | 2 |
| OPPONENTS | 12 | 232 | 19.3 | 74t | 3 |

| KICKOFF RETURNS | No | Yds | Avg | Long | TD |
|-------------------|-----------|-------------|-------------|-----------|----------|
| Sutherland, Vinny | 50 | 1140 | 22.8 | 65 | 0 |
| Wilson, Cedrick | 6 | 127 | 21.2 | 34 | 0 |
| Smith, Paul | 3 | 37 | 12.3 | 16 | 0 |
| Lewis, Jonas | 2 | 32 | 16.0 | 19 | 0 |
| 49ERS | 61 | 1336 | 21.9 | 65 | 0 |
| OPPONENTS | 68 | 1408 | 20.7 | 46 | 0 |

| PUNT RETURNS | No | FC | Yds | Avg | LG | TD |
|-------------------|-----------|-----------|------------|------------|-----------|----------|
| Sutherland, Vinny | 21 | 19 | 147 | 7.0 | 19 | 0 |
| Wilson, Cedrick | 2 | 0 | 4 | 2.0 | 3 | 0 |
| 49ERS | 23 | 19 | 151 | 6.6 | 19 | 0 |
| OPPONENTS | 34 | 14 | 290 | 8.5 | 34 | 0 |

| PUNTING | No | Yds | Avg | TB | I-20 | LG | Bik |
|------------------|-----------|-------------|-------------|-----------|-----------|-----------|----------|
| Baker, Jason | 69 | 2813 | 40.8 | 4 | 21 | 64 | 0 |
| 49ERS | 69 | 2813 | 40.8 | 4 | 21 | 64 | 0 |
| OPPONENTS | 72 | 2981 | 41.4 | 12 | 25 | 68 | 1 |

| PASSING | Att | Comp | Pct | Yds | LG | TD | Int | QB |
|------------------|------------|------------|-------------|-------------|------------|-----------|-----------|-------------|
| Garcia, Jeff | 504 | 316 | 62.7 | 3538 | 61t | 32 | 12 | 94.8 |
| Rattay, Tim | 2 | 2 | 100.0 | 21 | 20 | 0 | 0 | 110.4 |
| 49ERS | 506 | 318 | 62.8 | 3559 | 61t | 32 | 12 | 95.0 |
| OPPONENTS | 567 | 332 | 58.6 | 3603 | 63 | 18 | 24 | 70.3 |



2002 (10-6/11-7)
NFC West Champions
Steve Mariucci, Coach

| | | | |
|--|----|-------------------------------------|------------|
| W | 16 | at New York Giants (78,748)–THN/S–5 | 13 |
| L | 14 | Denver (67,685)/S–15 | 24 |
| W | 20 | Washington (67,541)/S–22 | 10 |
| – | – | BYE/S–29 | – |
| W | 37 | St. Louis (67,853)/O–6 | 13 |
| W | 28 | at Seattle (66,420)–MN/O–14 | 21 |
| L | 27 | at New Orleans (67,903)/O–20 | 35 |
| W | 38 | Arizona (67,173)/O–27 | 28 |
| W | 23 | at Oakland (62,660)/N–3 | (OT) 20 |
| W | 17 | Kansas City (67,881)/N–10 | 13 |
| L | 17 | at San Diego (67,161)/N–17 | (OT) 20 |
| L | 17 | Philadelphia (67,919)–MN/N–25 | 38 |
| W | 31 | Seattle (67,594)/D–1 | 24 |
| W | 31 | at Dallas (64,097)/D–8 | 27 |
| L | 14 | Green Bay (67,947)/D–15 | 20 |
| W | 17 | at Arizona (44,051)/D–21 | 14 |
| L | 20 | at St. Louis (66,118)–MN/D–30 | 31 |
| 367 | | | 351 |
| NFC WILD CARD - JAN. 5 (at San Francisco – 3Com Park) | | | |
| W | 39 | New York Giants (66,318) | 38 |
| NFC PLAYOFF - JAN. 12 (at Tampa Bay – Raymond James Stadium) | | | |
| L | 6 | at Tampa Bay (65,599) | 31 |

| TEAM STATISTICS | | 49ers | Opp |
|------------------------------|--|-------|-------|
| TOTAL FIRST DOWNS | | 342 | 307 |
| By Rushing | | 141 | 96 |
| By Passing | | 182 | 188 |
| By Penalties | | 19 | 23 |
| TOTAL YARDS GAINED | | 5701 | 5158 |
| By Rushing | | 2244 | 1652 |
| By Passing | | 3457 | 3506 |
| TOTAL PLAYS FROM SCRIMMAGE | | 1082 | 978 |
| Rushes | | 489 | 394 |
| Average Gain Per Rush | | 5.3 | 5.3 |
| NET YARDS PASSING | | 3457 | 3506 |
| Passes Attempted | | 571 | 552 |
| Passes Completed | | 354 | 340 |
| Percent Completed | | 62.0 | 61.6 |
| Had Intercepted | | 10 | 19 |
| Times Sacked | | 22 | 32 |
| Lost Attempting to Pass | | 119 | 195 |
| PUNTS | | 65 | 65 |
| Total Yardage of Punts | | 2493 | 2699 |
| Average Length | | 38.4 | 41.5 |
| KICKOFF RETURNS | | 68 | 73 |
| Total Yards Returned | | 1386 | 1665 |
| Average Length of Return | | 20.4 | 22.8 |
| PENALTIES | | 87 | 82 |
| Yards Penalized | | 725 | 681 |
| FUMBLES | | 15 | 24 |
| Own Fumbles Recovered | | 8 | 16 |
| Opponents' Fumbles Recovered | | 8 | 7 |
| FIELD GOALS | | 26 | 22 |
| Field Goals Attempted | | 36 | 30 |
| TOTAL POINTS SCORED | | 367 | 351 |
| Touchdowns Scored | | 41 | 41 |
| Touchdowns Rushing | | 16 | 14 |
| Touchdowns Passing | | 23 | 23 |
| Touchdown Returns | | 2 | 4 |
| Extra Points | | 39 | 39 |
| Safeties | | 0 | 0 |
| AVG. TIME OF POSSESSION | | 32:00 | 28:00 |

| SCORING | TDs | Ru | Pa | Int | Fu | KO | Pu | PAT | FG | S | Pts |
|------------------|-----|----|----|-----|----|----|----|-------|-------|---|-----|
| Owens, Terrell | 14 | 1 | 13 | 0 | 0 | 0 | 0 | 0/0 | 0/0 | 0 | 84 |
| Cortez, Jose TM | 0 | 0 | 0 | 0 | 0 | 0 | 0 | 25/25 | 24/18 | 0 | 79 |
| Hearst, Garrison | 9 | 8 | 1 | 0 | 0 | 0 | 0 | 0/0 | 0/0 | 0 | 56 |
| Chandler, Jeff | 0 | 0 | 0 | 0 | 0 | 0 | 0 | 14/14 | 12/8 | 0 | 38 |
| Barlow, Kevan | 5 | 4 | 1 | 0 | 0 | 0 | 0 | 0/0 | 0/0 | 0 | 30 |
| Streets, Tai | 5 | 0 | 5 | 0 | 0 | 0 | 0 | 0/0 | 0/0 | 0 | 30 |

(continued)

| SCORING | TDs | Ru | Pa | Int | Fu | KO | Pu | PAT | FG | S | Pts |
|------------------|-----------|-----------|-----------|----------|----------|----------|----------|--------------|--------------|----------|------------|
| Garcia, Jeff | 3 | 3 | 0 | 0 | 0 | 0 | 0 | 0/0 | 0/0 | 0 | 20 |
| Beasley, Fred | 1 | 0 | 1 | 0 | 0 | 0 | 0 | 0/0 | 0/0 | 0 | 6 |
| Stokes, J.J. | 1 | 0 | 1 | 0 | 0 | 0 | 0 | 0/0 | 0/0 | 0 | 6 |
| Webster, Jason | 1 | 0 | 0 | 1 | 0 | 0 | 0 | 0/0 | 0/0 | 0 | 6 |
| Williams, Jimmy | 1 | 0 | 0 | 0 | 0 | 0 | 1 | 0/0 | 0/0 | 0 | 6 |
| Wilson, Cedrick | 1 | 0 | 1 | 0 | 0 | 0 | 0 | 0/0 | 0/0 | 0 | 6 |
| 49ERS | 41 | 16 | 23 | 1 | 0 | 0 | 1 | 39/39 | 36/26 | 0 | 367 |
| OPPONENTS | 41 | 14 | 23 | 0 | 1 | 1 | 2 | 39/39 | 30/22 | 0 | 351 |

2-pt conversions: J. Garcia, G. Hearst Team: 2–2, Opponents: 0–2

| RUSHING | Att | Yds | Avg | LG | TD |
|------------------|------------|-------------|------------|-----------|-----------|
| Hearst, Garrison | 215 | 972 | 4.5 | 40 | 8 |
| Barlow, Kevan | 145 | 675 | 4.7 | 35 | 4 |
| Garcia, Jeff | 73 | 353 | 4.8 | 21t | 3 |
| Smith, Paul | 18 | 90 | 5.0 | 16 | 0 |
| Owens, Terrell | 7 | 79 | 11.3 | 38t | 1 |
| Beasley, Fred | 26 | 75 | 2.9 | 9 | 0 |
| Rattay, Tim | 5 | 0 | 0.0 | 5 | 0 |
| 49ERS | 489 | 2244 | 4.6 | 40 | 16 |
| OPPONENTS | 394 | 1652 | 4.2 | 53 | 14 |

| RECEIVING | No | Yds | Avg | Long | TD |
|------------------|------------|-------------|-------------|------------|-----------|
| Owens, Terrell | 100 | 1300 | 13.0 | 76t | 13 |
| Streets, Tai | 72 | 756 | 10.5 | 47t | 5 |
| Hearst, Garrison | 48 | 317 | 6.6 | 16 | 1 |
| Johnson, Eric | 36 | 321 | 8.9 | 38 | 0 |
| Stokes, J.J. | 32 | 332 | 10.4 | 51 | 1 |
| Beasley, Fred | 22 | 152 | 6.9 | 25t | 1 |
| Wilson, Cedrick | 15 | 166 | 11.1 | 22 | 1 |
| Barlow, Kevan | 14 | 136 | 9.7 | 29 | 1 |
| Swift, Justin | 10 | 63 | 6.3 | 11 | 0 |
| Smith, Paul | 5 | 33 | 6.6 | 11 | 0 |
| 49ERS | 354 | 3576 | 10.1 | 76t | 23 |
| OPPONENTS | 340 | 3701 | 10.9 | 58 | 23 |

| INTERCEPTIONS | No | Yds | Avg | Long | TD |
|---------------------|-----------|------------|-------------|-----------|----------|
| Parrish, Tony | 7 | 204 | 29.1 | 60 | 0 |
| Heard, Ronnie | 4 | 60 | 15.0 | 30 | 0 |
| Bronson, Zack | 3 | 28 | 9.3 | 20 | 0 |
| Webster, Jason | 1 | 37 | 37.0 | 37t | 1 |
| Hawthorne, Duane LG | 1 | 15 | 15.0 | 15 | 0 |
| Peterson, Julian | 1 | 2 | 2.0 | 2 | 0 |
| Holman, Rashad | 1 | 1 | 1.0 | 1 | 0 |
| Plummer, Ahmed | 1 | 0 | 0.0 | 0 | 0 |
| Stewart, Quincy | 1 | 0 | 0.0 | 0 | 0 |
| 49ERS | 19 | 332 | 17.5 | 60 | 1 |
| OPPONENTS | 10 | 54 | 5.4 | 36 | 0 |

| KICKOFF RETURNS | No | Yds | Avg | Long | TD |
|------------------|-----------|-------------|-------------|------------|----------|
| Williams, Jimmy | 35 | 765 | 21.9 | 50 | 0 |
| Robertson, Jamal | 11 | 242 | 22.0 | 42 | 0 |
| Wilson, Cedrick | 10 | 195 | 19.5 | 37 | 0 |
| Smith, Paul | 7 | 107 | 15.3 | 28 | 0 |
| Jackson, Eric | 4 | 67 | 16.8 | 23 | 0 |
| Kosier, Kyle | 1 | 10 | 10.0 | 10 | 0 |
| 49ERS | 68 | 1386 | 20.4 | 50 | 0 |
| OPPONENTS | 73 | 1665 | 22.8 | 84t | 1 |

| PUNT RETURNS | No | FC | Yds | Avg | LG | TD |
|------------------|-----------|-----------|------------|-------------|------------|----------|
| Williams, Jimmy | 20 | 8 | 336 | 16.8 | 89t | 1 |
| Wilson, Cedrick | 8 | 4 | 59 | 7.4 | 13 | 0 |
| 49ERS | 28 | 12 | 395 | 14.1 | 89t | 1 |
| OPPONENTS | 37 | 13 | 359 | 9.7 | 76t | 2 |

| PUNTING | No | Yds | Avg | TB | I-20 | LG | Bik |
|------------------|-----------|-------------|-------------|----------|-----------|-----------|----------|
| Baker, Jason TM | 42 | 1688 | 40.2 | 3 | 12 | 51 | 0 |
| LaFleur, Bill | 22 | 805 | 36.6 | 1 | 5 | 60 | 1 |
| 49ERS | 64 | 2493 | 38.4 | 4 | 17 | 60 | 1 |
| OPPONENTS | 65 | 2699 | 41.5 | 5 | 17 | 64 | 0 |

| PASSING | Att | Comp | Pct | Yds | LG | TD | Int | QB |
|------------------|------------|------------|-------------|-------------|------------|-----------|-----------|-------------|
| Garcia, Jeff | 528 | 328 | 62.1 | 3344 | 76t | 21 | 10 | 85.6 |
| Rattay, Tim | 43 | 26 | 60.5 | 232 | 27t | 2 | 0 | 90.5 |
| 49ERS | 571 | 354 | 62.0 | 3576 | 76t | 23 | 10 | 86.0 |
| OPPONENTS | 552 | 340 | 61.6 | 3701 | 58 | 23 | 19 | 80.9 |



2003 (7-9)

Dennis Erickson, Coach

| | | | |
|------------|----|-------------------------------|------------|
| W | 49 | Chicago (67,554)/S-7 | 7 |
| L | 24 | at St. Louis (65,990)/S-14 | (OT) 27 |
| L | 12 | Cleveland (67,412)/S-21 | 13 |
| L | 7 | at Minnesota (64,111)/S-28 | 35 |
| W | 24 | Detroit (67,365)/O-5 | 17 |
| L | 19 | at Seattle (66,437)-SUN/O-12 | 20 |
| W | 24 | Tampa Bay (67,809)/O-19 | 7 |
| L | 13 | at Arizona (40,824)/O-26 | (OT) 16 |
| W | 30 | St. Louis (67,812)/N-2 | 10 |
| - | - | BYE/N-9 | - |
| W | 30 | Pittsburgh (67,877)-MN/N-17 | 14 |
| L | 10 | at Green Bay (70,250)/N-23 | 20 |
| L | 6 | at Baltimore (69,549)/N-30 | 44 |
| W | 50 | Arizona (66,975)/D-7 | 14 |
| L | 38 | at Cincinnati (64,666)/D-14 | 41 |
| W | 31 | at Philadelphia (67,866)/D-21 | (OT) 28 |
| L | 17 | Seattle (67,840)/D-27 | 24 |
| 384 | | | 337 |

TEAM STATISTICS

| | 49ers | Opp |
|------------------------------|--------------|------------|
| TOTAL FIRST DOWNS | 313 | 292 |
| By Rushing | 118 | 99 |
| By Passing | 172 | 165 |
| By Penalties | 23 | 28 |
| TOTAL YARDS GAINED | 5687 | 4928 |
| By Rushing | 2279 | 1690 |
| By Passing | 3408 | 3238 |
| TOTAL PLAYS FROM SCRIMMAGE | 1038 | 976 |
| Rushes | 499 | 420 |
| Average Gain Per Rush | 5.5 | 5.0 |
| NET YARDS PASSING | 3408 | 3238 |
| Passes Attempted | 511 | 514 |
| Passes Completed | 299 | 310 |
| Percent Completed | 58.5 | 60.3 |
| Had Intercepted | 15 | 23 |
| Times Sacked | 28 | 32 |
| Lost Attempting to Pass | 158 | 195 |
| PUNTS | 69 | 76 |
| Total Yardage of Punts | 2629 | 2975 |
| Average Length | 38.1 | 39.1 |
| KICKOFF RETURNS | 64 | 77 |
| Total Yards Returned | 1327 | 1641 |
| Average Length of Return | 20.7 | 21.3 |
| PENALTIES | 104 | 78 |
| Yards Penalized | 807 | 720 |
| FUMBLES | 24 | 23 |
| Own Fumbles Recovered | 14 | 9 |
| Opponents' Fumbles Recovered | 14 | 10 |
| FIELD GOALS | 26 | 17 |
| Field Goals Attempted | 37 | 26 |
| TOTAL POINTS SCORED | 384 | 337 |
| Touchdowns Scored | 44 | 41 |
| Touchdowns Rushing | 16 | 13 |
| Touchdowns Passing | 25 | 25 |
| Touchdown Returns | 3 | 3 |
| Extra Points | 38 | 40 |
| Safeties | 1 | 0 |
| AVG. TIME OF POSSESSION | 30:54 | 29:06 |

SCORING

| | TDs | Ru | Pa | Int | Fu | KO | Pu | PAT | FG | S | Pts |
|------------------|------------|-----------|-----------|------------|-----------|-----------|-----------|------------|-----------|----------|------------|
| Peterson, Todd | 0 | 0 | 0 | 0 | 0 | 0 | 0 | 23/22 | 15/12 | 0 | 58 |
| Owens, Terrell | 9 | 0 | 9 | 0 | 0 | 0 | 0 | 0/0 | 0/0 | 0 | 54 |
| Barlow, Kevan | 7 | 6 | 1 | 0 | 0 | 0 | 0 | 0/0 | 0/0 | 0 | 42 |
| Garcia, Jeff | 7 | 7 | 0 | 0 | 0 | 0 | 0 | 0/0 | 0/0 | 0 | 42 |
| Streets, Tai | 7 | 0 | 7 | 0 | 0 | 0 | 0 | 0/0 | 0/0 | 0 | 42 |
| Pochman, Owen | 0 | 0 | 0 | 0 | 0 | 0 | 0 | 10/9 | 15/8 | 0 | 33 |
| Chandler, Jeff | 0 | 0 | 0 | 0 | 0 | 0 | 0 | 8/7 | 7/6 | 0 | 25 |
| Hearst, Garrison | 4 | 3 | 1 | 0 | 0 | 0 | 0 | 0/0 | 0/0 | 0 | 24 |
| Wilson, Cedrick | 3 | 0 | 2 | 0 | 0 | 1 | 0 | 0/0 | 0/0 | 0 | 18 |
| Lloyd, Brandon | 2 | 0 | 2 | 0 | 0 | 0 | 0 | 0/0 | 0/0 | 0 | 14 |
| Beasley, Fred | 1 | 0 | 1 | 0 | 0 | 0 | 0 | 0/0 | 0/0 | 0 | 6 |
| Harris, Kwame | 1 | 0 | 0 | 1 | 0 | 0 | 0 | 0/0 | 0/0 | 0 | 6 |
| Plummer, Ahmed | 1 | 0 | 0 | 1 | 0 | 0 | 0 | 0/0 | 0/0 | 0 | 6 |

(continued)

SCORING

| | TDs | Ru | Pa | Int | Fu | KO | Pu | PAT | FG | S | Pts |
|------------------|------------|-----------|-----------|------------|-----------|-----------|-----------|--------------|--------------|----------|------------|
| Walker, Aaron | 1 | 0 | 1 | 0 | 0 | 0 | 0 | 0/0 | 0/0 | 0 | 6 |
| Weaver, Jed | 1 | 0 | 1 | 0 | 0 | 0 | 0 | 0/0 | 0/0 | 0 | 6 |
| Ulbrich, Jeff | 0 | 0 | 0 | 0 | 0 | 0 | 0 | 0/0 | 0/0 | 1 | 2 |
| 49ERS | 44 | 16 | 25 | 2 | 0 | 1 | 0 | 41/38 | 37/26 | 1 | 384 |
| OPPONENTS | 41 | 13 | 25 | 3 | 0 | 0 | 0 | 40/40 | 26/17 | 0 | 337 |

2-pt conversions: B. Lloyd Team: 1-3, Opponents: 0-1

RUSHING

| | Att | Yds | Avg | LG | TD |
|------------------|------------|-------------|------------|------------|-----------|
| Barlow, Kevan | 201 | 1024 | 5.1 | 78t | 6 |
| Hearst, Garrison | 178 | 768 | 4.3 | 36 | 3 |
| Garcia, Jeff | 56 | 319 | 5.7 | 21t | 7 |
| Robertson, Jamal | 32 | 136 | 4.3 | 23 | 0 |
| Beasley, Fred | 17 | 24 | 1.4 | 5 | 0 |
| Battle, Arnaz | 2 | 14 | 7.0 | 9 | 0 |
| LaFleur, Bill | 1 | 0 | 0.0 | 0 | 0 |
| Rattay, Tim | 8 | 0 | 0.0 | 6 | 0 |
| Owens, Terrell | 3 | -2 | -0.7 | 3 | 0 |
| Wilson, Cedrick | 1 | -4 | -4.0 | -4 | 0 |
| 49ERS | 499 | 2279 | 4.6 | 78t | 16 |
| OPPONENTS | 420 | 1690 | 4.0 | 49t | 13 |

RECEIVING

| | No | Yds | Avg | Long | TD |
|------------------|------------|-------------|-------------|-------------|-----------|
| Owens, Terrell | 80 | 1102 | 13.8 | 75t | 9 |
| Streets, Tai | 47 | 595 | 12.7 | 41t | 7 |
| Weaver, Jed | 35 | 437 | 12.5 | 30 | 1 |
| Wilson, Cedrick | 35 | 396 | 11.3 | 29 | 2 |
| Barlow, Kevan | 35 | 307 | 8.8 | 48 | 1 |
| Hearst, Garrison | 25 | 211 | 8.4 | 26 | 1 |
| Beasley, Fred | 19 | 184 | 9.7 | 32 | 1 |
| Lloyd, Brandon | 14 | 212 | 15.1 | 44 | 2 |
| Walker, Aaron | 8 | 116 | 14.5 | 26 | 1 |
| Garcia, Jeff | 1 | 6 | 6.0 | 6 | 0 |
| 49ERS | 299 | 3566 | 11.9 | 75t | 25 |
| OPPONENTS | 310 | 3544 | 11.4 | 75t | 25 |

INTERCEPTIONS

| | No | Yds | Avg | Long | TD |
|------------------|-----------|------------|-------------|-------------|-----------|
| Parrish, Tony | 9 | 202 | 22.4 | 49 | 0 |
| Plummer, Ahmed | 4 | 85 | 21.3 | 68t | 1 |
| Rumph, Mike | 3 | 19 | 6.3 | 12 | 0 |
| Peterson, Julian | 2 | 31 | 15.5 | 31 | 0 |
| Bronson, Zack | 1 | 22 | 22.0 | 22 | 0 |
| Webster, Jason | 1 | 17 | 17.0 | 17 | 0 |
| Ulbrich, Jeff | 1 | 7 | 7.0 | 7 | 0 |
| Williams, Jimmy | 1 | 6 | 6.0 | 6 | 0 |
| Heard, Ronnie | 1 | 0 | 0.0 | 0 | 0 |
| 49ERS | 23 | 389 | 16.9 | 68t | 1 |
| OPPONENTS | 15 | 291 | 19.4 | 65 | 1 |

KICKOFF RETURNS

| | No | Yds | Avg | Long | TD |
|------------------|-----------|-------------|-------------|-------------|-----------|
| Wilson, Cedrick | 37 | 836 | 22.6 | 95t | 1 |
| Williams, Jimmy | 11 | 207 | 18.8 | 41 | 0 |
| Bruce, Arland | 6 | 125 | 20.8 | 29 | 0 |
| Battle, Arnaz | 5 | 88 | 17.6 | 21 | 0 |
| Lloyd, Brandon | 2 | 32 | 16.0 | 21 | 0 |
| Moran, Sean | 2 | 35 | 17.5 | 19 | 0 |
| Gutierrez, Brock | 1 | 4 | 4.0 | 4 | 0 |
| 49ERS | 64 | 1327 | 20.7 | 95t | 1 |
| OPPONENTS | 77 | 1641 | 21.3 | 75 | 0 |

PUNT RETURNS

| | No | FC | Yds | Avg | LG | TD |
|------------------|-----------|-----------|------------|------------|------------|-----------|
| Williams, Jimmy | 35 | 10 | 240 | 6.9 | 20 | 0 |
| Bruce, Arland | 4 | 2 | 24 | 6.0 | 18 | 0 |
| Wilson, Cedrick | 1 | 3 | 12 | 12.0 | 12 | 0 |
| 49ERS | 40 | 15 | 276 | 6.9 | 20 | 0 |
| OPPONENTS | 28 | 15 | 258 | 9.2 | 81t | 1 |

PUNTING

| | No | Yds | Avg | TB | I-20 | LG | Blk |
|------------------|-----------|-------------|-------------|-----------|-------------|-----------|------------|
| LaFleur, Bill | 68 | 2629 | 38.7 | 3 | 17 | 56 | 1 |
| 49ERS | 68 | 2629 | 38.1 | 3 | 17 | 56 | 1 |
| OPPONENTS | 76 | 2975 | 39.1 | 3 | 16 | 58 | 1 |

PASSING

| | Att | Comp | Pct | Yds | LG | TD | Int | QB |
|------------------|------------|-------------|-------------|-------------|------------|-----------|------------|-------------|
| Garcia, Jeff | 392 | 225 | 57.4 | 2704 | 75t | 18 | 13 | 80.1 |
| Rattay, Tim | 118 | 73 | 61.9 | 856 | 61t | 7 | 2 | 96.6 |
| Wilson, Cedrick | 1 | 1 | 100.0 | 6 | 6 | 0 | 0 | 91.7 |
| 49ERS | 511 | 299 | 58.5 | 3566 | 75t | 25 | 15 | 84.0 |
| OPPONENTS | 514 | 310 | 60.3 | 3544 | 75t | 25 | 23 | 78.6 |



2004 (2-14)

Dennis Erickson, Coach

| | | | |
|------------|----|--------------------------------|------------|
| L | 19 | Atlanta (65,584)/S-12 | 21 |
| L | 27 | at New Orleans (64,900)/S-19 | 30 |
| L | 0 | at Seattle (66,709)/S-26 | 34 |
| L | 14 | St. Louis (66,696)-SUN/O-3 | 24 |
| W | 31 | Arizona (62,836)/O-10 | (OT) 28 |
| L | 14 | at New York Jets (78,189)/O-17 | 22 |
| - | - | BYE/O-24 | - |
| L | 13 | at Chicago (62,054)-SUN/O-31 | 23 |
| L | 27 | Seattle (64,423)/N-7 | 42 |
| L | 27 | Carolina (63,618)/N-14 | 37 |
| L | 3 | at Tampa Bay (65,234)/N-21 | 35 |
| L | 17 | Miami (66,156)/N-28 | 24 |
| L | 6 | at St. Louis (65,793)/D-5 | 16 |
| W | 31 | at Arizona (35,069)/D-12 | (OT) 28 |
| L | 16 | Washington (65,710)-SA/D-19 | 26 |
| L | 7 | Buffalo (63,248)/D-26 | 41 |
| L | 7 | at New England (68,756)/J-2 | 21 |
| 259 | | | 452 |

TEAM STATISTICS

| | 49ers | Opp |
|------------------------------|-------|-------|
| TOTAL FIRST DOWNS | 280 | 322 |
| By Rushing | 83 | 121 |
| By Passing | 172 | 179 |
| By Penalties | 25 | 22 |
| TOTAL YARDS GAINED | 4585 | 5481 |
| By Rushing | 1449 | 1995 |
| By Passing | 3136 | 3486 |
| TOTAL PLAYS FROM SCRIMMAGE | 1026 | 1014 |
| Rushes | 413 | 495 |
| Average Gain Per Rush | 4.5 | 5.4 |
| NET YARDS PASSING | 3136 | 3486 |
| Passes Attempted | 561 | 490 |
| Passes Completed | 325 | 308 |
| Percent Completed | 57.9 | 62.9 |
| Had Intercepted | 21 | 9 |
| Times Sacked | 52 | 29 |
| Lost Attempting to Pass | 319 | 194 |
| PUNTS | 96 | 80 |
| Total Yardage of Punts | 3990 | 3268 |
| Average Length | 41.6 | 40.9 |
| KICKOFF RETURNS | 84 | 56 |
| Total Yards Returned | 1716 | 1119 |
| Average Length of Return | 20.4 | 20.0 |
| PENALTIES | 103 | 107 |
| Yards Penalized | 859 | 867 |
| FUMBLES | 33 | 24 |
| Own Fumbles Recovered | 14 | 12 |
| Opponents' Fumbles Recovered | 12 | 19 |
| FIELD GOALS | 18 | 25 |
| Field Goals Attempted | 22 | 29 |
| TOTAL POINTS SCORED | 259 | 452 |
| Touchdowns Scored | 30 | 54 |
| Touchdowns Rushing | 10 | 22 |
| Touchdowns Passing | 17 | 27 |
| Touchdown Returns | 3 | 5 |
| Extra Points | 23 | 51 |
| Safeties | 1 | 0 |
| AVG. TIME OF POSSESSION | 29:00 | 31:00 |

SCORING

| | TDs | Ru | Pa | Int | Fu | KO | Pu | PAT | FG | S | Pts |
|---------------------|-----------|-----------|-----------|----------|----------|----------|----------|--------------|--------------|----------|------------|
| Peterson, Todd | 0 | 0 | 0 | 0 | 0 | 0 | 0 | 23/23 | 22/18 | 0 | 77 |
| Barlow, Kevan | 7 | 7 | 0 | 0 | 0 | 0 | 0 | 0/0 | 0/0 | 0 | 42 |
| Lloyd, Brandon | 6 | 0 | 6 | 0 | 0 | 0 | 0 | 0/0 | 0/0 | 0 | 38 |
| Conway, Curtis | 3 | 0 | 3 | 0 | 0 | 0 | 0 | 0/0 | 0/0 | 0 | 20 |
| Wilson, Cedrick | 3 | 0 | 3 | 0 | 0 | 0 | 0 | 0/0 | 0/0 | 0 | 18 |
| Hicks, Maurice | 2 | 2 | 0 | 0 | 0 | 0 | 0 | 0/0 | 0/0 | 0 | 12 |
| Johnson, Eric | 2 | 0 | 2 | 0 | 0 | 0 | 0 | 0/0 | 0/0 | 0 | 12 |
| Battle, Arnaz | 1 | 0 | 0 | 0 | 1 | 0 | 0 | 0/0 | 0/0 | 0 | 6 |
| Bush, Steve LG | 1 | 0 | 1 | 0 | 0 | 0 | 0 | 0/0 | 0/0 | 0 | 6 |
| Carpenter, Dwaine | 1 | 0 | 0 | 0 | 0 | 1 | 0 | 0/0 | 0/0 | 0 | 6 |
| Robertson, Jamal TM | 1 | 1 | 0 | 0 | 0 | 0 | 0 | 0/0 | 0/0 | 0 | 6 |
| Smith, Derek | 1 | 0 | 0 | 0 | 1 | 0 | 0 | 0/0 | 0/0 | 0 | 6 |
| Woods, Rashaun | 1 | 0 | 1 | 0 | 0 | 0 | 0 | 0/0 | 0/0 | 0 | 6 |
| Rattay, Tim | 0 | 0 | 0 | 0 | 0 | 0 | 0 | 0/0 | 0/0 | 0 | 2 |
| 49ERS | 30 | 10 | 17 | 0 | 0 | 3 | 0 | 23/23 | 22/18 | 1 | 259 |
| OPPONENTS | 54 | 22 | 27 | 0 | 0 | 5 | 0 | 51/51 | 29/25 | 0 | 452 |

2-pt conversions: C. Conway, B. Lloyd, T. Rattay
Team: 3-6, Opponents: 1-3

| RUSHING | No | Yds | Avg | Long | TD |
|---------------------|------------|-------------|------------|-----------|-----------|
| Barlow, Kevan | 244 | 822 | 3.4 | 60 | 7 |
| Hicks, Maurice | 96 | 362 | 3.8 | 35 | 2 |
| Jackson, Terry | 26 | 101 | 3.9 | 13 | 0 |
| Robertson, Jamal TM | 16 | 71 | 4.4 | 16 | 1 |
| Rattay, Tim | 12 | 55 | 4.6 | 15 | 0 |
| Beasley, Fred | 9 | 15 | 1.7 | 4 | 0 |
| Dorsey, Ken | 5 | 7 | 1.4 | 3 | 0 |
| Wilson, Cedrick | 1 | 6 | 6.0 | 6 | 0 |
| Battle, Arnaz | 2 | 5 | 2.5 | 7 | 0 |
| Pickett, Cody | 1 | 5 | 5.0 | 5 | 0 |
| Isom, Jasen | 1 | 0 | 0.0 | 0 | 0 |
| 49ERS | 413 | 1449 | 3.5 | 60 | 10 |
| OPPONENTS | 495 | 1995 | 4.0 | 29 | 22 |

| RECEIVING | No | Yds | Avg | Long | TD |
|---------------------|------------|-------------|-------------|-----------|-----------|
| Johnson, Eric | 82 | 825 | 10.1 | 25 | 2 |
| Wilson, Cedrick | 47 | 641 | 13.6 | 39 | 3 |
| Lloyd, Brandon | 43 | 565 | 13.1 | 52 | 6 |
| Conway, Curtis | 38 | 403 | 10.6 | 37 | 3 |
| Barlow, Kevan | 35 | 212 | 6.1 | 15 | 0 |
| Jackson, Terry | 21 | 139 | 6.6 | 22 | 0 |
| Hicks, Maurice | 16 | 154 | 9.6 | 19 | 0 |
| Walker, Aaron | 10 | 115 | 11.5 | 30 | 0 |
| Beasley, Fred | 10 | 44 | 4.4 | 9 | 0 |
| Battle, Arnaz | 8 | 143 | 17.9 | 65 | 0 |
| Woods, Rashaun | 7 | 160 | 22.9 | 59 | 1 |
| Robertson, Jamal TM | 4 | 34 | 8.5 | 14 | 0 |
| Bush, Steve LG | 2 | 10 | 5.0 | 6 | 1 |
| Bush, Steve TM | 2 | 10 | 5.0 | 6 | 1 |
| Ware, Kevin | 1 | 9 | 9.0 | 9 | 0 |
| Isom, Jasen | 1 | 1 | 1.0 | 1 | 0 |
| 49ERS | 325 | 3455 | 10.6 | 65 | 16 |
| OPPONENTS | 308 | 3680 | 11.9 | 60 | 27 |

| INTERCEPTIONS | No | Yds | Avg | Long | TD |
|-------------------|-----------|------------|-------------|-----------|----------|
| Parrish, Tony | 4 | 64 | 16.0 | 26 | 0 |
| Carpenter, Dwaine | 1 | 31 | 31.0 | 31 | 0 |
| Ulbrich, Jeff | 1 | 19 | 19.0 | 19 | 0 |
| Heard, Ronnie | 1 | 14 | 14.0 | 14 | 0 |
| Winborn, Jamie | 1 | 1 | 1.0 | 1 | 0 |
| Adams, Mike | 1 | 0 | 0.0 | 0 | 0 |
| 49ERS | 9 | 129 | 14.3 | 31 | 0 |
| OPPONENTS | 21 | 479 | 22.8 | 85 | 4 |

| KICKOFF RETURNS | No | Yds | Avg | Long | TD |
|---------------------|-----------|-------------|-------------|-----------|----------|
| Hicks, Maurice | 31 | 623 | 20.1 | 35 | 0 |
| Robertson, Jamal TM | 25 | 560 | 22.4 | 37 | 0 |
| Battle, Arnaz | 13 | 257 | 19.8 | 40 | 0 |
| Wilson, Cedrick | 10 | 196 | 19.6 | 36 | 0 |
| Williams, Jimmy | 3 | 58 | 19.3 | 23 | 0 |
| Jackson, Terry | 2 | 22 | 11.0 | 14 | 0 |
| 49ERS | 84 | 1716 | 20.4 | 40 | 0 |
| OPPONENTS | 56 | 1119 | 20.0 | 73 | 0 |

| PUNT RETURNS | Ret | FC | Yds | Avg | Long | TD |
|------------------|-----------|-----------|------------|------------|------------|----------|
| Battle, Arnaz | 31 | 20 | 266 | 8.6 | 71t | 1 |
| Wilson, Cedrick | 2 | 1 | 21 | 10.5 | 13 | 0 |
| Fleck, P.J. | 1 | 0 | 10 | 10.0 | 10 | 0 |
| Peterson, Julian | 1 | 0 | 6 | 6.0 | 6 | 0 |
| 49ERS | 35 | 21 | 303 | 8.7 | 71t | 1 |
| OPPONENTS | 51 | 17 | 445 | 8.7 | 35 | 0 |

| PUNTING | No | Yds | Avg | Net | TB | I-20 | Lg | B |
|------------------|-----------|-------------|-------------|-------------|----------|-----------|-----------|----------|
| Lee, Andy | 96 | 3990 | 41.6 | 35.3 | 8 | 25 | 81 | 0 |
| 49ERS | 96 | 3990 | 41.6 | 35.3 | 8 | 25 | 81 | 0 |
| OPPONENTS | 79 | 3268 | 40.9 | 35.8 | 5 | 28 | 61 | 1 |

| PASSING | Att | Comp | Pct | Yds | LG | TD | Int | QB |
|------------------|------------|------------|-------------|-------------|-----------|-----------|-----------|-------------|
| Rattay, Tim | 325 | 198 | 60.9 | 2169 | 65 | 10 | 10 | 78.1 |
| Dorsey, Ken | 226 | 123 | 54.4 | 1231 | 59 | 6 | 9 | 62.4 |
| Pickett, Cody | 10 | 4 | 40.0 | 55 | 18 | 0 | 2 | 18.8 |
| 49ERS | 561 | 325 | 57.9 | 3455 | 65 | 16 | 21 | 69.9 |
| OPPONENTS | 490 | 308 | 62.9 | 3680 | 60 | 27 | 9 | 96.5 |



2005 (4-12)
Mike Nolan, Coach

| | | | |
|---|----|------------------------------------|------------|
| W | 28 | St. Louis (67,918)/S-11 | 25 |
| L | 3 | at Philadelphia (67,727)/S-18 | 42 |
| L | 31 | Dallas (68,247)/S-25 | 34 |
| L | 14 | at Arizona in MC (103,467)-SUN/0-2 | 31 |
| L | 3 | Indianapolis (68,084)/O-9 | 28 |
| - | - | BYE/O-16 | - |
| L | 17 | at Washington (90,224)/O-23 | 52 |
| W | 15 | Tampa Bay (63,358)/O-30 | 10 |
| L | 6 | New York Giants (63,820)/N-6 | 24 |
| L | 9 | at Chicago (62,153)/N-13 | 17 |
| L | 25 | Seattle (63,590)/N-20 | 27 |
| L | 22 | at Tennessee (69,149)/N-27 | 33 |
| L | 10 | Arizona (60,439)/D-4 | 17 |
| L | 3 | at Seattle (66,690)/D-11 | 41 |
| L | 9 | at Jacksonville (64,764)/D-18 | 10 |
| W | 24 | at St. Louis (65,473)/D-24 | 20 |
| W | 20 | Houston (67,970)/J-1 | (OT) 17 |
| | | | 239 |
| | | | 428 |

| TEAM STATISTICS | | 49ers | Opp |
|------------------------------|--|--------------|------------|
| TOTAL FIRST DOWNS | | 191 | 335 |
| By Rushing | | 70 | 115 |
| By Passing | | 96 | 205 |
| By Penalties | | 25 | 15 |
| TOTAL YARDS GAINED | | 3587 | 6259 |
| By Rushing | | 1689 | 1832 |
| By Passing | | 1898 | 4427 |
| TOTAL PLAYS FROM SCRIMMAGE | | 865 | 1090 |
| Rushes | | 428 | 486 |
| Average Gain Per Rush | | 4.1 | 5.7 |
| NET YARDS PASSING | | 1898 | 4427 |
| Passes Attempted | | 389 | 576 |
| Passes Completed | | 204 | 374 |
| Percent Completed | | 52.4 | 64.9 |
| Had Intercepted | | 21 | 16 |
| Times Sacked | | 48 | 28 |
| Lost Attempting to Pass | | 292 | 193 |
| PUNTS | | 108 | 71 |
| Total Yardage of Punts | | 4447 | 2846 |
| Average Length | | 41.2 | 40.1 |
| KICKOFF RETURNS | | 81 | 48 |
| Total Yards Returned | | 1540 | 960 |
| Average Length of Return | | 19.0 | 20.0 |
| PENALTIES | | 106 | 120 |
| Yards Penalized | | 780 | 961 |
| FUMBLES | | 31 | 18 |
| Own Fumbles Recovered | | 17 | 8 |
| Opponents' Fumbles Recovered | | 10 | 14 |
| FIELD GOALS | | 26 | 29 |
| Field Goals Attempted | | 29 | 36 |
| TOTAL POINTS SCORED | | 239 | 428 |
| Touchdowns Scored | | 23 | 49 |
| Touchdowns Rushing | | 9 | 19 |
| Touchdowns Passing | | 8 | 28 |
| Touchdown Returns | | 6 | 2 |
| Extra Points | | 21 | 43 |
| Field Goals | | 26 | 29 |
| Safeties | | 0 | 0 |
| AVG. TIME OF POSSESSION | | 27:18 | 32:42 |

| SCORING | TDs | Ru | Pa | Int | Fu | KO | Pu | PAT | FG | S | Pts |
|-------------------|------------|-----------|-----------|------------|-----------|-----------|-----------|------------|-----------|----------|------------|
| Nedney, Joe | 0 | 0 | 0 | 0 | 0 | 0 | 0 | 19/19 | 28/26 | 0 | 97 |
| Lloyd, Brandon | 5 | 0 | 5 | 0 | 0 | 0 | 0 | 0/0 | 0/0 | 0 | 30 |
| Barlow, Kevan | 3 | 3 | 0 | 0 | 0 | 0 | 0 | 0/0 | 0/0 | 0 | 18 |
| Battle, Arnaz | 3 | 0 | 3 | 0 | 0 | 0 | 0 | 0/0 | 0/0 | 0 | 18 |
| Gore, Frank | 3 | 3 | 0 | 0 | 0 | 0 | 0 | 0/0 | 0/0 | 0 | 18 |
| Hicks, Maurice | 3 | 3 | 0 | 0 | 0 | 0 | 0 | 0/0 | 0/0 | 0 | 18 |
| Adams, Mike | 1 | 0 | 0 | 1 | 0 | 0 | 0 | 0/0 | 0/0 | 0 | 6 |
| Amey, Fred | 1 | 0 | 0 | 0 | 0 | 0 | 1 | 0/0 | 0/0 | 0 | 6 |
| Johnson, Derrick | 1 | 0 | 0 | 0 | 1 | 0 | 0 | 0/0 | 0/0 | 0 | 6 |
| Parrish, Tony | 1 | 0 | 0 | 1 | 0 | 0 | 0 | 0/0 | 0/0 | 0 | 6 |
| Smith, Derek | 1 | 0 | 0 | 0 | 1 | 0 | 0 | 0/0 | 0/0 | 0 | 6 |
| Spencer, Shawntae | 1 | 0 | 0 | 1 | 0 | 0 | 0 | 0/0 | 0/0 | 0 | 6 |

(continued)

| SCORING | TDs | Ru | Pa | Int | Fu | KO | Pu | PAT | FG | S | Pts |
|-------------------|------------|-----------|-----------|------------|-----------|-----------|-----------|--------------|--------------|----------|------------|
| Cortez, Jose TM | 0 | 0 | 0 | 0 | 0 | 0 | 0 | 2/2 | 1/0 | 0 | 2 |
| Jackson, Terry | 0 | 0 | 0 | 0 | 0 | 0 | 0 | 0/0 | 0/0 | 0 | 2 |
| 49ERS | 23 | 9 | 8 | 3 | 2 | 0 | 1 | 21/21 | 29/26 | 0 | 239 |
| OPPONENTS* | 49 | 19 | 28 | 1 | 0 | 0 | 0 | 44/43 | 36/29 | 0 | 428 |

2-pt conversions: Jackson, Team: 1-2, Opponents: 2-5

*ret blkd FGA

| RUSHING | No | Yds | Avg | Long | TD |
|---------------------|------------|-------------|------------|-------------|-----------|
| Gore, Frank | 127 | 608 | 4.8 | 72t | 3 |
| Barlow, Kevan | 176 | 581 | 3.3 | 29 | 3 |
| Hicks, Maurice | 59 | 308 | 5.2 | 73t | 3 |
| Smith, Alex | 30 | 103 | 3.4 | 19 | 0 |
| Pickett, Cody | 13 | 42 | 3.2 | 12 | 0 |
| Rattay, Tim TM | 7 | 18 | 2.6 | 13 | 0 |
| Battle, Arnaz | 8 | 11 | 1.4 | 9 | 0 |
| Dorsey, Ken | 4 | 11 | 2.8 | 6 | 0 |
| Jackson, Terry | 2 | 11 | 5.5 | 11 | 0 |
| Hetherington, Chris | 1 | 3 | 3.0 | 3 | 0 |
| Marshall, Rasheed | 1 | -7 | -7.0 | -7 | 0 |
| 49ERS | 428 | 1689 | 3.9 | 73t | 9 |
| OPPONENTS | 486 | 1832 | 3.8 | 40 | 19 |

| RECEIVING | No | Yds | Avg | Long | TD |
|---------------------|------------|-------------|-------------|-------------|-----------|
| Lloyd, Brandon | 48 | 733 | 15.3 | 89t | 5 |
| Battle, Arnaz | 32 | 363 | 11.3 | 39 | 3 |
| Barlow, Kevan | 31 | 241 | 7.8 | 24 | 0 |
| Morton, Johnnie | 21 | 288 | 13.7 | 30 | 0 |
| Gore, Frank | 15 | 131 | 8.7 | 47 | 0 |
| Hicks, Maurice | 12 | 47 | 3.9 | 11 | 0 |
| Jackson, Terry | 10 | 67 | 6.7 | 12 | 0 |
| Jones, Terry LG | 9 | 76 | 8.4 | 21 | 0 |
| Jones, Terry TM | 9 | 76 | 8.4 | 21 | 0 |
| McAddley, Jason | 7 | 125 | 17.9 | 38 | 0 |
| Bajema, Billy | 5 | 54 | 10.8 | 24 | 0 |
| Hetherington, Chris | 5 | 26 | 5.2 | 11 | 0 |
| Bush, Steve | 3 | 21 | 7.0 | 10 | 0 |
| Smith, Trent | 3 | 7 | 2.3 | 6 | 0 |
| Beasley, Fred | 2 | 12 | 6.0 | 6 | 0 |
| Marshall, Rasheed | 1 | -1 | -1.0 | -1 | 0 |
| 49ERS | 204 | 2190 | 10.7 | 89t | 8 |
| OPPONENTS | 374 | 4620 | 12.4 | 78t | 28 |

| INTERCEPTIONS | No | Yds | Avg | Long | TD |
|----------------------|-----------|------------|-------------|-------------|-----------|
| Spencer, Shawntae | 4 | 85 | 21.3 | 61t | 1 |
| Adams, Mike | 4 | 36 | 9.0 | 40t | 1 |
| Parrish, Tony | 2 | 34 | 17.0 | 34t | 1 |
| Thornton, Bruce | 2 | 0 | 0.0 | 0 | 0 |
| Emanuel, Ben | 1 | 38 | 38.0 | 35 | 0 |
| Smith, Derek | 1 | 13 | 13.0 | 13 | 0 |
| Moore, Brandon | 1 | 12 | 12.0 | 12 | 0 |
| Lewis, Keith | 1 | 2 | 2.0 | 2 | 0 |
| 49ERS | 16 | 220 | 13.8 | 61t | 3 |
| OPPONENTS | 21 | 265 | 12.6 | 34 | 1 |

| KICKOFF RETURNS | No | Yds | Avg | Long | TD |
|------------------------|-----------|-------------|-------------|-------------|-----------|
| Hicks, Maurice | 34 | 689 | 20.3 | 40 | 0 |
| Marshall, Rasheed | 26 | 488 | 18.8 | 29 | 0 |
| Amey, Fred | 14 | 241 | 17.2 | 25 | 0 |
| McAddley, Jason | 7 | 122 | 17.4 | 22 | 0 |
| 49ERS | 81 | 1540 | 19.0 | 40 | 0 |
| OPPONENTS | 48 | 960 | 20.0 | 35 | 0 |

| PUNT RETURNS | Ret | FC | Yds | Avg | Long | TD |
|---------------------|------------|-----------|------------|------------|-------------|-----------|
| Marshall, Rasheed | 17 | 10 | 87 | 5.1 | 13 | 0 |
| Amey, Fred | 11 | 2 | 125 | 11.4 | 75t | 1 |
| 49ERS | 28 | 12 | 212 | 7.6 | 75t | 1 |
| OPPONENTS | 62 | 20 | 471 | 7.6 | 25 | 0 |

| PUNTING | No | Yds | Avg | Net | TB | I-20 | Lg | B |
|------------------|------------|-------------|-------------|-------------|-----------|-------------|-----------|----------|
| Lee, Andy | 107 | 4447 | 41.6 | 36.3 | 3 | 15 | 58 | 1 |
| 49ERS | 107 | 4447 | 41.6 | 36.3 | 3 | 15 | 58 | 1 |
| OPPONENTS | 71 | 2846 | 40.1 | 33.7 | 12 | 22 | 56 | 1 |

| PASSING | Att | Comp | Pct | Yds | LG | TD | Int | QB |
|------------------|------------|-------------|-------------|-------------|-----------|-----------|------------|-------------|
| Smith, Alex | 165 | 84 | 50.9 | 875 | 47 | 1 | 11 | 40.8 |
| Rattay, Tim TM | 97 | 56 | 57.7 | 667 | 89t | 5 | 6 | 70.3 |
| Dorsey, Ken | 90 | 48 | 53.3 | 481 | 44 | 2 | 2 | 66.9 |
| Pickett, Cody | 35 | 14 | 40.0 | 140 | 28 | 0 | 2 | 28.3 |
| Battle, Arnaz | 2 | 2 | 100.0 | 27 | 24 | 0 | 0 | 118.8 |
| 49ERS | 389 | 204 | 52.4 | 2190 | 21 | 8 | 89t | 53.6 |
| OPPONENTS | 576 | 374 | 64.9 | 4620 | 16 | 28 | 78t | 94.2 |



2006 (7-9)

Mike Nolan, Coach

| | | | |
|------------|----|------------------------------|------------|
| L | 27 | at Arizona (63,407)/S-10 | 34 |
| W | 20 | St. Louis (67,791)/S-17 | 13 |
| L | 24 | Philadelphia (68,166)/S-24 | 38 |
| L | 0 | at Kansas City (77,609)/O-1 | 41 |
| W | 34 | Oakland (68,368)/O-8 | 20 |
| L | 19 | San Diego (68,137)/O-15 | 48 |
| - | - | BYE/O-22 | - |
| L | 10 | at Chicago (62,200)/O-29 | 41 |
| W | 9 | Minnesota (68,088)/N-5 | 3 |
| W | 19 | at Detroit (60,707)/N-12 | 13 |
| W | 20 | Seattle (68,367)/N-19 | 14 |
| L | 17 | at St. Louis (65,517)/N-26 | 20 |
| L | 10 | at New Orleans (68,241)/D-3 | 34 |
| L | 19 | Green Bay (68,539)/D-10 | 30 |
| W | 24 | at Seattle (67,650)-THN/D-14 | 14 |
| L | 20 | Arizona (67,751)/D-24 | 26 |
| W | 26 | at Denver (75,555)/D-31 | (OT) 23 |
| 298 | | | 412 |

TEAM STATISTICS

| | 49ers | Opp |
|------------------------------|--------------|------------|
| TOTAL FIRST DOWNS | 243 | 326 |
| By Rushing | 97 | 107 |
| By Passing | 132 | 189 |
| By Penalties | 14 | 30 |
| TOTAL YARDS GAINED | 4860 | 5507 |
| By Rushing | 2172 | 1936 |
| By Passing | 2688 | 3571 |
| TOTAL PLAYS FROM SCRIMMAGE | 918 | 1025 |
| Rushes | 439 | 473 |
| Average Gain Per Rush | 5.3 | 5.4 |
| NET YARDS PASSING | 2688 | 3571 |
| Passes Attempted | 444 | 518 |
| Passes Completed | 257 | 331 |
| Percent Completed | 57.9 | 63.9 |
| Had Intercepted | 16 | 14 |
| Times Sacked | 35 | 34 |
| Lost Attempting to Pass | 202 | 246 |
| PUNTS | 81 | 66 |
| Total Yardage of Punts | 3625 | 2794 |
| Average Length | 44.8 | 42.3 |
| KICKOFF RETURNS | 79 | 65 |
| Total Yards Returned | 1907 | 1373 |
| Average Length of Return | 24.1 | 21.1 |
| PENALTIES | 93 | 87 |
| Yards Penalized | 818 | 703 |
| FUMBLES | 24 | 23 |
| Own Fumbles Recovered | 8 | 10 |
| Opponents' Fumbles Recovered | 13 | 16 |
| FIELD GOALS | 29 | 30 |
| Field Goals Attempted | 35 | 32 |
| TOTAL POINTS SCORED | 298 | 412 |
| Touchdowns Scored | 30 | 46 |
| Touchdowns Rushing | 12 | 18 |
| Touchdowns Passing | 16 | 25 |
| Touchdown Returns | 2 | 3 |
| Extra Points | 29 | 46 |
| Field Goals | 29 | 30 |
| Safeties | 1 | 0 |
| AVG. TIME OF POSSESSION | 28:37 | 31:23 |

SCORING

| | TDs | Ru | Pa | Int | Fu | KO | Pu | PAT | FG | S | Pts |
|-------------------|------------|-----------|-----------|------------|-----------|-----------|-----------|------------|-----------|----------|------------|
| Nedney, Joe | 0 | 0 | 0 | 0 | 0 | 0 | 0 | 29/29 | 35/29 | 0 | 116 |
| Gore, Frank | 9 | 8 | 1 | 0 | 0 | 0 | 0 | 0/0 | 0/0 | 0 | 54 |
| Battle, Arnaz | 3 | 0 | 3 | 0 | 0 | 0 | 0 | 0/0 | 0/0 | 0 | 18 |
| Bryant, Antonio | 3 | 0 | 3 | 0 | 0 | 0 | 0 | 0/0 | 0/0 | 0 | 18 |
| Davis, Vernon | 3 | 0 | 3 | 0 | 0 | 0 | 0 | 0/0 | 0/0 | 0 | 18 |
| Johnson, Eric | 2 | 0 | 2 | 0 | 0 | 0 | 0 | 0/0 | 0/0 | 0 | 12 |
| Norris, Moran | 2 | 0 | 2 | 0 | 0 | 0 | 0 | 0/0 | 0/0 | 0 | 12 |
| Robinson, Michael | 2 | 2 | 0 | 0 | 0 | 0 | 0 | 0/0 | 0/0 | 0 | 12 |
| Smith, Alex | 2 | 2 | 0 | 0 | 0 | 0 | 0 | 0/0 | 0/0 | 0 | 12 |
| Gilmore, Bryan | 1 | 0 | 1 | 0 | 0 | 0 | 0 | 0/0 | 0/0 | 0 | 6 |

(continued)

SCORING

| | TDs | Ru | Pa | Int | Fu | KO | Pu | PAT | FG | S | Pts |
|------------------|------------|-----------|-----------|------------|-----------|-----------|-----------|--------------|--------------|----------|------------|
| Harris, Walt | 1 | 0 | 0 | 1 | 0 | 0 | 0 | 0/0 | 0/0 | 0 | 6 |
| Hicks, Maurice | 1 | 0 | 1 | 0 | 0 | 0 | 0 | 0/0 | 0/0 | 0 | 6 |
| Oliver, Melvin | 1 | 0 | 0 | 0 | 1 | 0 | 0 | 0/0 | 0/0 | 0 | 6 |
| 49ERS | 30 | 12 | 16 | 1 | 1 | 0 | 0 | 29/29 | 35/29 | 1 | 298 |
| OPPONENTS | 46 | 18 | 25 | 1 | 1 | 0 | 1 | 46/46 | 32/30 | 0 | 412 |

2-pt conversions: Team: 0-1, Opponents: 0-0

RUSHING

| | No | Yds | Avg | Long | TD |
|-------------------|------------|-------------|------------|-------------|-----------|
| Gore, Frank | 312 | 1695 | 5.4 | 72 | 8 |
| Smith, Alex | 44 | 147 | 3.3 | 22 | 2 |
| Robinson, Michael | 38 | 116 | 3.1 | 33 | 2 |
| Gilmore, Bryan | 7 | 94 | 13.4 | 22 | 0 |
| Hicks, Maurice | 29 | 82 | 2.8 | 9 | 0 |
| Battle, Arnaz | 5 | 25 | 5.0 | 18 | 0 |
| Norris, Moran | 2 | 8 | 4.0 | 4 | 0 |
| Davis, Vernon | 2 | 5 | 2.5 | 9 | 0 |
| 49ERS | 439 | 2172 | 4.9 | 72 | 12 |
| OPPONENTS | 473 | 1936 | 4.1 | 71t | 18 |

RECEIVING

| | No | Yds | Avg | Long | TD |
|---------------------|------------|-------------|-------------|-------------|-----------|
| Gore, Frank | 61 | 485 | 8.0 | 39 | 1 |
| Battle, Arnaz | 59 | 686 | 11.6 | 56 | 3 |
| Bryant, Antonio | 40 | 733 | 18.3 | 72t | 3 |
| Johnson, Eric | 34 | 292 | 8.6 | 26 | 2 |
| Davis, Vernon | 20 | 265 | 13.3 | 52t | 3 |
| Hicks, Maurice | 13 | 137 | 10.5 | 33t | 1 |
| Robinson, Michael | 9 | 47 | 5.2 | 12 | 0 |
| Gilmore, Bryan | 8 | 150 | 18.8 | 75 | 1 |
| Norris, Moran | 5 | 36 | 7.2 | 32t | 2 |
| Jacobs, Taylor | 4 | 29 | 7.3 | 10 | 0 |
| Walker, Delanie | 2 | 30 | 15.0 | 29 | 0 |
| Hetherington, Chris | 2 | 0 | 0.0 | 0 | 0 |
| 49ERS | 257 | 2890 | 11.2 | 75 | 16 |
| OPPONENTS | 331 | 3817 | 11.5 | 74 | 25 |

INTERCEPTIONS

| | No | Yds | Avg | Long | TD |
|-------------------|-----------|------------|-------------|-------------|-----------|
| Harris, Walt | 8 | 84 | 10.5 | 42 | 1 |
| Lewis, Keith | 2 | 24 | 12.0 | 24 | 0 |
| Williams, Chad | 1 | 43 | 43.0 | 43 | 0 |
| Roman, Mark | 1 | 27 | 27.0 | 27 | 0 |
| Lawson, Manny | 1 | 0 | 0.0 | 0 | 0 |
| Spencer, Shawntae | 1 | 0 | 0.0 | 0 | 0 |
| 49ERS | 14 | 178 | 12.7 | 43 | 1 |
| OPPONENTS | 16 | 213 | 13.3 | 70t | 1 |

KICKOFF RETURNS

| | No | Yds | Avg | Long | TD |
|-------------------|-----------|-------------|-------------|-------------|-----------|
| Hicks, Maurice | 57 | 1428 | 25.1 | 64 | 0 |
| Williams, Brandon | 16 | 380 | 23.8 | 44 | 0 |
| Robinson, Michael | 4 | 73 | 18.3 | 19 | 0 |
| Norris, Moran | 1 | 1 | 1.0 | 1 | 0 |
| Walker, Delanie | 1 | 25 | 25.0 | 25 | 0 |
| 49ERS | 79 | 1907 | 24.1 | 64 | 0 |
| OPPONENTS | 65 | 1373 | 21.1 | 47 | 0 |

PUNT RETURNS

| | Ret | FC | Yds | Avg | Long | TD |
|-------------------|------------|-----------|------------|-------------|-------------|-----------|
| Williams, Brandon | 22 | 12 | 147 | 6.7 | 25 | 0 |
| Battle, Arnaz | 6 | 7 | 90 | 15.0 | 60 | 0 |
| 49ERS | 28 | 19 | 237 | 8.5 | 60 | 0 |
| OPPONENTS | 35 | 19 | 462 | 13.2 | 60t | 1 |

PUNTING

| | No | Yds | Avg | Net | TB | I-20 | Lg | B |
|------------------|-----------|-------------|-------------|-------------|-----------|-------------|-----------|----------|
| Lee, Andy | 81 | 3625 | 44.8 | 36.8 | 9 | 22 | 66 | 0 |
| 49ERS | 81 | 3625 | 44.8 | 36.8 | 9 | 22 | 66 | 0 |
| OPPONENTS | 66 | 2794 | 42.3 | 36.6 | 7 | 23 | 65 | 1 |

PASSING

| | Att | Comp | Pct | Yds | LG | TD | Int | QB |
|-------------------|------------|-------------|-------------|-------------|-----------|-----------|------------|-------------|
| Smith, Alex | 442 | 257 | 58.1 | 2890 | 75 | 16 | 16 | 74.8 |
| Battle, Arnaz | 1 | 0 | 0.0 | 0 | 0 | 0 | 0 | 39.6 |
| Robinson, Michael | 1 | 0 | 0.0 | 0 | 0 | 0 | 0 | 39.6 |
| 49ERS | 444 | 257 | 57.9 | 2890 | 75 | 16 | 16 | 74.4 |
| OPPONENTS | 518 | 331 | 63.9 | 3817 | 74 | 25 | 14 | 90.9 |



2007 (5-11)

Mike Nolan, Coach

| | | | |
|------------|----|----------------------------------|------------|
| W | 20 | Arizona (68,111)/MN-S-10 | 17 |
| W | 17 | at St. Louis (65,295)/S-16 | 16 |
| L | 16 | at Pittsburgh (64,313)/S-23 | 37 |
| L | 3 | Seattle (67,651)-S-30 | 23 |
| L | 7 | Baltimore (67,885)-O-7 | 9 |
| - | - | BYE/O-14 | - |
| L | 15 | at New York Giants (78,912)/O-21 | 33 |
| L | 10 | New Orleans (68,244)/O-28 | 31 |
| L | 16 | at Atlanta (66,049)/N-4 | 20 |
| L | 0 | at Seattle (68,331)/MN-N-12 | 24 |
| L | 9 | St. Louis (68,039)/N-18 | 13 |
| W | 37 | at Arizona (64,483)/N-25 (OT) | 31 |
| L | 14 | at Carolina (73,191)/D-2 | 31 |
| L | 7 | Minnesota (68,050)/D-9 | 27 |
| W | 20 | Cincinnati (68,053)/SAT-D-15 | 13 |
| W | 21 | Tampa Bay (68,193)/SUN-D-23 | 19 |
| L | 7 | at Cleveland (73,041)/D-30 | 20 |
| 219 | | | 364 |

TEAM STATISTICS

| | 49ers | Opp |
|------------------------------|--------------|------------|
| TOTAL FIRST DOWNS | 218 | 308 |
| By Rushing | 65 | 94 |
| By Passing | 140 | 187 |
| By Penalties | 13 | 27 |
| TOTAL YARDS GAINED | 3797 | 5539 |
| By Rushing | 1477 | 1896 |
| By Passing | 2320 | 3643 |
| TOTAL PLAYS FROM SCRIMMAGE | 925 | 1078 |
| Rushes | 357 | 504 |
| Average Gain Per Rush | 4.1 | 3.8 |
| NET YARDS PASSING | 2320 | 3643 |
| Passes Attempted | 513 | 543 |
| Passes Completed | 274 | 345 |
| Percent Completed | 53.4 | 63.5 |
| Had Intercepted | 17 | 12 |
| Times Sacked | 55 | 31 |
| Lost Attempting to Pass | 365 | 183 |
| PUNTS | 105 | 89 |
| Total Yardage of Punts | 4968 | 3644 |
| Average Length | 47.3 | 40.9 |
| KICKOFF RETURNS | 73 | 45 |
| Total Yards Returned | 1702 | 982 |
| Average Length of Return | 23.3 | 21.8 |
| PENALTIES | 97 | 89 |
| Yards Penalized | 702 | 661 |
| FUMBLES | 36 | 17 |
| Own Fumbles Recovered | 19 | 7 |
| Opponents' Fumbles Recovered | 10 | 17 |
| FIELD GOALS | 17 | 31 |
| Field Goals Attempted | 19 | 35 |
| TOTAL POINTS SCORED | 219 | 364 |
| Touchdowns Scored | 24 | 39 |
| Touchdowns Rushing | 8 | 9 |
| Touchdowns Passing | 15 | 24 |
| Touchdown Returns | 1 | 6 |
| Extra Points | 22 | 37 |
| Field Goals | 17 | 31 |
| Safeties | 1 | 0 |
| AVG. TIME OF POSSESSION | 26:51 | 33:09 |

SCORING

| | TDs | Ru | Pa | Int | Fu | KO | Pu | PAT | FG | S | Pts |
|-------------------|------------|-----------|-----------|------------|-----------|-----------|-----------|--------------|--------------|----------|------------|
| Nedney, Joe | 0 | 0 | 0 | 0 | 0 | 0 | 0 | 22/22 | 19/17 | 0 | 73 |
| Battle, Arnaz | 6 | 1 | 5 | 0 | 0 | 0 | 0 | 0/0 | 0/0 | 0 | 36 |
| Gore, Frank | 6 | 5 | 1 | 0 | 0 | 0 | 0 | 0/0 | 0/0 | 0 | 36 |
| Davis, Vernon | 4 | 0 | 4 | 0 | 0 | 0 | 0 | 0/0 | 0/0 | 0 | 24 |
| Jackson, Darrell | 3 | 0 | 3 | 0 | 0 | 0 | 0 | 0/0 | 0/0 | 0 | 18 |
| Banta-Cain, Tully | 1 | 0 | 0 | 0 | 1 | 0 | 0 | 0/0 | 0/0 | 0 | 6 |
| Hicks, Maurice | 1 | 1 | 0 | 0 | 0 | 0 | 0 | 0/0 | 0/0 | 0 | 6 |
| Hill, Shaun | 1 | 1 | 0 | 0 | 0 | 0 | 0 | 0/0 | 0/0 | 0 | 6 |
| Jacobs, Taylor | 1 | 0 | 1 | 0 | 0 | 0 | 0 | 0/0 | 0/0 | 0 | 6 |
| Team | 0 | 0 | 0 | 0 | 0 | 0 | 0 | 0/0 | 0/0 | 0 | 2 |
| 49ERS | 24 | 8 | 15 | 0 | 1 | 0 | 0 | 22/22 | 19/17 | 1 | 219 |
| OPPONENTS | 39 | 9 | 24 | 3 | 1 | 1 | 1 | 38/37 | 35/31 | 0 | 364 |

2-pt conversions: Team: 0-1, Opponents: 0-1

| RUSHING | No | Yds | Avg | Long | TD | | | |
|------------------------|------------|-------------|-------------|-------------|-------------|-------------|------------|-------------|
| Gore, Frank | 260 | 1102 | 4.2 | 43t | 5 | | | |
| Robinson, Michael | 26 | 121 | 4.7 | 28 | 0 | | | |
| Hicks, Maurice | 21 | 117 | 5.6 | 18 | 1 | | | |
| Smith, Alex | 13 | 89 | 6.8 | 25 | 0 | | | |
| Dilfer, Trent | 10 | 25 | 2.5 | 11 | 0 | | | |
| Norris, Moran | 7 | 17 | 2.4 | 6 | 0 | | | |
| Hill, Shaun | 12 | 14 | 1.2 | 12 | 1 | | | |
| Battle, Arnaz | 4 | 4 | 1.0 | 8 | 1 | | | |
| Keasey, Zak | 2 | 4 | 2.0 | 3 | 0 | | | |
| Gilmore, Bryan | 1 | -8 | -8.0 | -8 | 0 | | | |
| Jacobs, Taylor TM | 1 | -8 | -8.0 | -8 | 0 | | | |
| 49ERS | 357 | 1477 | 4.1 | 43t | 8 | | | |
| OPPONENTS | 504 | 1896 | 3.8 | 84t | 9 | | | |
| RECEIVING | No | Yds | Avg | Long | TD | | | |
| Gore, Frank | 53 | 436 | 8.2 | 23t | 1 | | | |
| Davis, Vernon | 52 | 509 | 9.8 | 31 | 4 | | | |
| Battle, Arnaz | 50 | 600 | 12.0 | 57t | 5 | | | |
| Jackson, Darrell | 46 | 497 | 10.8 | 34 | 3 | | | |
| Walker, Delanie | 21 | 174 | 8.3 | 26 | 1 | | | |
| Hicks, Maurice | 14 | 86 | 6.1 | 11 | 0 | | | |
| Robinson, Michael | 11 | 73 | 6.6 | 20 | 0 | | | |
| Lelie, Ashley | 10 | 115 | 11.5 | 47 | 0 | | | |
| Gilmore, Bryan | 7 | 111 | 15.9 | 42 | 0 | | | |
| Norris, Moran | 6 | 38 | 6.3 | 13 | 0 | | | |
| Jacobs, Taylor TM | 3 | 40 | 13.3 | 21t | 1 | | | |
| Hill, Jason | 1 | 6 | 6.0 | 6 | 0 | | | |
| 49ERS | 274 | 2685 | 9.8 | 57t | 15 | | | |
| OPPONENTS | 345 | 3826 | 11.1 | 65 | 24 | | | |
| INTERCEPTIONS | No | Yds | Avg | Long | TD | | | |
| Clements, Nate | 4 | 74 | 18.5 | 62 | 0 | | | |
| Harris, Walt | 4 | 42 | 10.5 | 23 | 0 | | | |
| Lewis, Michael M. | 2 | 18 | 9.0 | 18 | 0 | | | |
| Smith, Derek | 1 | 4 | 4.0 | 4 | 0 | | | |
| Spencer, Shawntae | 1 | 0 | 0.0 | 0 | 0 | | | |
| 49ERS | 12 | 138 | 11.5 | 62 | 0 | | | |
| OPPONENTS | 17 | 298 | 17.5 | 73t | 3 | | | |
| KICKOFF RETURNS | No | Yds | Avg | Long | TD | | | |
| Hicks, Maurice | 63 | 1502 | 23.8 | 55 | 0 | | | |
| Lewis, Michael L. | 5 | 86 | 17.2 | 24 | 0 | | | |
| Walker, Delanie | 3 | 63 | 21.0 | 30 | 0 | | | |
| Robinson, Michael | 2 | 51 | 25.5 | 30 | 0 | | | |
| 49ERS | 73 | 1702 | 23.3 | 55 | 0 | | | |
| OPPONENTS | 45 | 982 | 21.8 | 98t | 1 | | | |
| PUNT RETURNS | Ret | FC | Yds | Avg | Long | TD | | |
| Lewis, Michael L. | 44 | 4 | 336 | 7.6 | 51 | 0 | | |
| Clements, Nate | 7 | 0 | 115 | 16.4 | 41 | 0 | | |
| Williams, Brandon TM | 5 | 5 | 32 | 6.4 | 12 | 0 | | |
| 49ERS | 56 | 9 | 483 | 8.6 | 51 | 0 | | |
| OPPONENTS | 53 | 16 | 402 | 7.6 | 76t | 1 | | |
| PUNTING | No | Yds | Avg | Net | TB | I-20 | Lg | B |
| Lee, Andy | 105 | 4968 | 47.3 | 41.0 | 13 | 42 | 74 | 0 |
| 49ERS | 105 | 4968 | 47.3 | 41.0 | 13 | 42 | 74 | 0 |
| OPPONENTS | 89 | 3644 | 40.9 | 33.9 | 7 | 26 | 63 | 1 |
| PASSING | Att | Comp | Pct | Yds | LG | TD | Int | QB |
| Dilfer, Trent | 219 | 113 | 51.6 | 1166 | 57t | 7 | 12 | 55.1 |
| Smith, Alex | 193 | 94 | 48.7 | 914 | 45 | 2 | 4 | 57.2 |
| Hill, Shaun | 79 | 54 | 68.4 | 501 | 26 | 5 | 1 | 101.3 |
| Weinke, Chris | 22 | 13 | 59.1 | 104 | 21 | 1 | 0 | 86.2 |
| 49ERS | 513 | 274 | 53.4 | 2685 | 57t | 15 | 17 | 64.3 |
| OPPONENTS | 543 | 345 | 63.5 | 3826 | 65 | 24 | 12 | 89.9 |



2008 (7-9)

Coach*

| | | | |
|------------|----|----------------------------------|------------|
| L | 13 | Arizona (67,186)/S-7 | 23 |
| W | 33 | at Seattle (67,951)/S-14 | (OT) 30 |
| W | 31 | Detroit (67,249)/S-21 | 13 |
| L | 17 | at New Orleans (70,008)/S-28 | 31 |
| L | 21 | New England (67,650)/O-5 | 30 |
| L | 26 | Philadelphia (67,640)/O-12 | 40 |
| L | 17 | at New York Giants (78,676)/O-19 | 29 |
| L | 13 | Seattle (67,504)/O-26 | 34 |
| - | - | BYE/N-2 | - |
| L | 24 | at Arizona (64,519)-MN/N-10 | 29 |
| W | 35 | St. Louis (67,573)/N-16 | 16 |
| L | 22 | at Dallas (63,272)/N-23 | 35 |
| W | 10 | at Buffalo (70,988)/N-30 | 3 |
| W | 24 | New York Jets (67,782)/D-7 | 14 |
| L | 9 | at Miami (65,893)/D-14 | 14 |
| W | 17 | at St. Louis (54,948)/D-21 | 16 |
| W | 27 | Washington (67,519)/D-28 | 24 |
| 339 | | | 381 |

* Mike Nolan was fired after 7 games and Mike Singletary was appointed his successor.

| TEAM STATISTICS | 49ers | Opp |
|------------------------------|-------|-------|
| TOTAL FIRST DOWNS | 287 | 293 |
| Rushing | 83 | 104 |
| Passing | 176 | 170 |
| Penalty | 28 | 19 |
| TOTAL YARDS GAINED | 4978 | 5216 |
| By Rushing | 1599 | 1709 |
| By Passing | 3379 | 3507 |
| TOTAL PLAYS FROM SCRIMMAGE | 961 | 1027 |
| Rushes | 397 | 452 |
| Average Gain Per Rush | 4.0 | 3.8 |
| NET YARDS PASSING | 3379 | 3507 |
| Passes Attempted | 509 | 545 |
| Passes Completed | 309 | 331 |
| Percent Completed | 60.7 | 60.7 |
| Had Intercepted | 19 | 22 |
| Times Sacked | 55 | 30 |
| Lost Attempting to Pass | 345 | 161 |
| PUNTS | 67 | 72 |
| Total Yardage of Punts | 3155 | 3054 |
| Average Length | 47.1 | 42.4 |
| KICKOFF RETURNS | 76 | 65 |
| Total Yards Returned | 1767 | 1515 |
| Average Length of Return | 23.3 | 23.3 |
| PENALTIES | 98 | 111 |
| Yards Penalized | 732 | 869 |
| FUMBLES | 36 | 16 |
| Own Fumbles Recovered | 20 | 10 |
| Opponents' Fumbles Recovered | 6 | 16 |
| FIELD GOALS | 29 | 35 |
| Field Goals Attempted | 33 | 42 |
| TOTAL POINTS SCORED | 339 | 381 |
| Touchdowns Scored | 36 | 39 |
| Touchdowns Rushing | 10 | 14 |
| Touchdowns Passing | 21 | 22 |
| Touchdown Returns | 5 | 3 |
| Extra Points | 34 | 38 |
| Field Goals | 29 | 35 |
| Safeties | 0 | 2 |
| AVG. TIME OF POSSESSION | 29:22 | 30:38 |

| SCORING | TDs | Ru | Pa | Int | Fu | KO | Pu | PAT | FG | S | Pts |
|-----------------|-----|----|----|-----|----|----|----|-------|-------|---|-----|
| Nedney, Joe | 0 | 0 | 0 | 0 | 0 | 0 | 0 | 34/34 | 33/29 | 0 | 121 |
| Gore, Frank | 8 | 6 | 2 | 0 | 0 | 0 | 0 | 0/0 | 0/0 | 0 | 50 |
| Bruce, Isaac | 7 | 0 | 7 | 0 | 0 | 0 | 0 | 0/0 | 0/0 | 0 | 42 |
| Johnson, Bryant | 3 | 0 | 3 | 0 | 0 | 0 | 0 | 0/0 | 0/0 | 0 | 18 |
| Morgan, Josh | 3 | 0 | 3 | 0 | 0 | 0 | 0 | 0/0 | 0/0 | 0 | 18 |
| Davis, Vernon | 2 | 0 | 2 | 0 | 0 | 0 | 0 | 0/0 | 0/0 | 0 | 12 |
| Foster, DeShaun | 2 | 1 | 1 | 0 | 0 | 0 | 0 | 0/0 | 0/0 | 0 | 12 |
| Hill, Jason | 2 | 0 | 2 | 0 | 0 | 0 | 0 | 0/0 | 0/0 | 0 | 12 |
| Hill, Shaun | 2 | 2 | 0 | 0 | 0 | 0 | 0 | 0/0 | 0/0 | 0 | 12 |
| Rossum, Allen | 2 | 1 | 0 | 0 | 0 | 1 | 0 | 0/0 | 0/0 | 0 | 12 |
| Clements, Nate# | 1 | 0 | 0 | 0 | 1 | 0 | 0 | 0/0 | 0/0 | 0 | 6 |

(continued)

| SCORING | TDs | Ru | Pa | Int | Fu | KO | Pu | PAT | FG | S | Pts |
|----------------------------------|-----------|-----------|-----------|----------|----------|----------|----------|--------------|--------------|----------|------------|
| Staley, Joe | 1 | 0 | 0 | 0 | 1 | 0 | 0 | 0/0 | 0/0 | 0 | 6 |
| Strickland, Donald* | 1 | 0 | 0 | 0 | 1 | 0 | 0 | 0/0 | 0/0 | 0 | 6 |
| Walker, Delanie | 1 | 0 | 1 | 0 | 0 | 0 | 0 | 0/0 | 0/0 | 0 | 6 |
| Willis, Patrick | 1 | 0 | 0 | 1 | 0 | 0 | 0 | 0/0 | 0/0 | 0 | 6 |
| 49ERS | 36 | 10 | 21 | 1 | 1 | 1 | 0 | 34/34 | 33/29 | 0 | 339 |
| OPPONENTS | 39 | 14 | 22 | 2 | 1 | 0 | 0 | 38/38 | 42/35 | 2 | 381 |
| # ret blkcd punt, * ret blkcd FG | | | | | | | | | | | |

| RUSHING | No | Yds | Avg | Long | TD |
|-------------------|------------|-------------|------------|------------|-----------|
| Gore, Frank | 240 | 1036 | 4.3 | 41t | 6 |
| Foster, DeShaun | 76 | 234 | 3.1 | 18 | 1 |
| O'Sullivan, J.T. | 30 | 145 | 4.8 | 18 | 0 |
| Hill, Shaun | 24 | 115 | 4.8 | 24 | 2 |
| Robinson, Michael | 19 | 50 | 2.6 | 10 | 0 |
| Battle, Arnaz | 1 | 18 | 18.0 | 18 | 0 |
| Davis, Vernon | 1 | 11 | 11.0 | 11 | 0 |
| Hill, Jason | 2 | 5 | 2.5 | 9 | 0 |
| Rossum, Allen | 1 | 1 | 1.0 | 1t | 1 |
| Bruce, Isaac | 1 | -3 | -3.0 | -3 | 0 |
| Walker, Delanie | 2 | -13 | -6.5 | -3 | 0 |
| 49ERS | 397 | 1599 | 4.0 | 41t | 10 |
| OPPONENTS | 452 | 1709 | 3.8 | 50 | 14 |

| RECEIVING | No | Yds | Avg | Long | TD |
|--------------------|------------|-------------|-------------|-----------|-----------|
| Bruce, Isaac | 61 | 835 | 13.7 | 63 | 7 |
| Johnson, Bryant | 45 | 546 | 12.1 | 42 | 3 |
| Gore, Frank | 43 | 373 | 8.7 | 26 | 2 |
| Davis, Vernon | 31 | 358 | 11.5 | 57 | 2 |
| Hill, Jason | 30 | 317 | 10.6 | 33 | 2 |
| Battle, Arnaz | 24 | 318 | 13.3 | 36 | 0 |
| Morgan, Josh | 20 | 319 | 16.0 | 48t | 3 |
| Robinson, Michael | 17 | 202 | 11.9 | 36 | 0 |
| Foster, DeShaun | 16 | 133 | 8.3 | 31 | 1 |
| Walker, Delanie | 10 | 155 | 15.5 | 53 | 1 |
| Zeigler, Dominique | 5 | 97 | 19.4 | 31 | 0 |
| Keasey, Zak | 3 | 25 | 8.3 | 12 | 0 |
| Ryan, Sean | 1 | 8 | 8.0 | 8 | 0 |
| Bajema, Billy | 2 | 34 | 17.0 | 29 | 0 |
| Rossum, Allen | 1 | 4 | 4.0 | 4 | 0 |
| 49ERS | 309 | 3724 | 12.1 | 63 | 21 |
| OPPONENTS | 331 | 3668 | 11.1 | 81 | 22 |

| INTERCEPTIONS | No | Yds | Avg | Long | TD |
|------------------|-----------|------------|-------------|------------|----------|
| Harris, Walt | 3 | 25 | 8.3 | 24 | 0 |
| Spikes, Takeo | 3 | 14 | 4.7 | 13 | 0 |
| Clements, Nate | 2 | 13 | 6.5 | 13 | 0 |
| Brown, Tarell | 2 | 1 | 0.5 | 1 | 0 |
| Willis, Patrick | 1 | 86 | 86.0 | 86t | 1 |
| Smith, Justin | 1 | 0 | 0.0 | 0 | 0 |
| 49ERS | 12 | 139 | 11.6 | 86t | 1 |
| OPPONENTS | 19 | 358 | 18.8 | 75t | 2 |

| KICKOFF RETURNS | No | Yds | Avg | Long | TD |
|-------------------|-----------|-------------|-------------|-------------|----------|
| Rossum, Allen | 47 | 1259 | 26.8 | 104t | 1 |
| Walker, Delanie | 13 | 257 | 19.8 | 35 | 0 |
| Robinson, Michael | 6 | 135 | 22.5 | 34 | 0 |
| Balmer, Kentwan | 5 | 47 | 9.4 | 14 | 0 |
| Bajema, Billy | 2 | 27 | 13.5 | 14 | 0 |
| Ryan, Sean | 1 | 14 | 14.0 | 14 | 0 |
| Battle, Arnaz | 1 | 28 | 28.0 | 28 | 0 |
| Spikes, Takeo | 1 | 0 | 0.0 | 0 | 0 |
| 49ERS | 76 | 1767 | 23.3 | 104t | 1 |
| OPPONENTS | 65 | 1515 | 23.3 | 63 | 0 |

| PUNT RETURNS | Ret | FC | Yds | Avg | Long | TD |
|--------------------|-----------|-----------|------------|-------------|-----------|----------|
| Rossum, Allen | 15 | 7 | 223 | 14.9 | 45 | 0 |
| Battle, Arnaz | 6 | 2 | 29 | 4.8 | 19 | 0 |
| Clements, Nate | 6 | 0 | 46 | 7.7 | 16 | 0 |
| Zeigler, Dominique | 2 | 3 | 0 | 0.0 | 0 | 0 |
| 49ERS | 29 | 12 | 298 | 10.3 | 45 | 0 |
| OPPONENTS | 39 | 11 | 364 | 9.3 | 30 | 0 |

| PUNTING | No | Yds | Avg | Net | TB | I-20 | Lg | B |
|------------------|-----------|-------------|-------------|-------------|----------|-----------|-----------|----------|
| Lee, Andy | 66 | 3155 | 47.8 | 39.0 | 9 | 13 | 82 | 1 |
| 49ERS | 66 | 3155 | 47.1 | 39.0 | 9 | 13 | 82 | 1 |
| OPPONENTS | 72 | 3054 | 42.4 | 35.8 | 9 | 23 | 70 | 1 |

| PASSING | Att | Comp | Pct | Yds | LG | TD | Int | QB |
|------------------|------------|------------|-------------|-------------|-----------|-----------|-----------|-------------|
| Hill, Shaun | 288 | 181 | 62.8 | 2046 | 48t | 13 | 8 | 87.5 |
| O'Sullivan, J.T. | 220 | 128 | 58.2 | 1678 | 63 | 8 | 11 | 73.6 |
| Bruce, Isaac | 1 | 0 | 0.0 | 0 | 0 | 0 | 0 | 0.0 |
| 49ERS | 509 | 309 | 60.7 | 3724 | 63 | 21 | 19 | 81.3 |
| OPPONENTS | 545 | 331 | 60.7 | 3668 | 81 | 22 | 12 | 85.0 |



2009 (8-8)

Mike Singletary, Coach

| | | | |
|------------|----|-------------------------------|------------|
| W | 20 | at Arizona (61,981)/S-13 | 16 |
| W | 23 | Seattle (69,732)/S-20 | 10 |
| L | 24 | at Minnesota (63,398)/S-27 | 27 |
| W | 35 | St. Louis (69,732)/O-4 | 0 |
| L | 10 | Atlanta (70,820)/O-11 | 45 |
| - | - | BYE/O-18 | - |
| L | 21 | at Houston (66,229)/O-25 | 24 |
| L | 14 | at Indianapolis (69,732)/N-1 | 18 |
| L | 27 | Tennessee (69,732)/N-8 | 34 |
| W | 10 | Chicago (70,445)-THU/N-12 | 6 |
| L | 24 | at Green Bay (69,732)/N-22 | 30 |
| W | 20 | Jacksonville (67,761)/N-29 | 3 |
| L | 17 | at Seattle (69,732)/D-6 | 20 |
| W | 24 | Arizona (67,782)-MNF/D-14 | 9 |
| L | 13 | at Philadelphia (69,144)/D-20 | 27 |
| W | 20 | Detroit (69,732)/D-27 | 6 |
| W | 28 | at St. Louis (47,965)/J-3 | 6 |
| 330 | | | 281 |

| TEAM STATISTICS | | 49ers | Opp | | | | | | | | |
|-----------------------------------|------------|-----------|-----------|------------|-----------|-----------|-----------|--------------|--------------|----------|------------|
| TOTAL FIRST DOWNS | | | | | | | | | | | |
| Rushing | | 238 | 278 | | | | | | | | |
| Passing | | 77 | 77 | | | | | | | | |
| Penalty | | 137 | 176 | | | | | | | | |
| TOTAL YARDS GAINED | | | | | | | | | | | |
| By Rushing | | 24 | 25 | | | | | | | | |
| By Passing | | 4652 | 5222 | | | | | | | | |
| TOTAL PLAYS FROM SCRIMMAGE | | | | | | | | | | | |
| Rushes | | 1600 | 1552 | | | | | | | | |
| Average Gain Per Rush | | 3052 | 3670 | | | | | | | | |
| NET YARDS PASSING | | | | | | | | | | | |
| Passes Attempted | | 939 | 1050 | | | | | | | | |
| Passes Completed | | 371 | 426 | | | | | | | | |
| Percent Completed | | 4.3 | 3.6 | | | | | | | | |
| Had Intercepted | | 3052 | 3670 | | | | | | | | |
| Times Sacked | | 528 | 580 | | | | | | | | |
| Lost Attempting to Pass | | 312 | 352 | | | | | | | | |
| PUNTS | | | | | | | | | | | |
| Total Yardage of Punts | | 99 | 95 | | | | | | | | |
| Average Length | | 4711 | 4295 | | | | | | | | |
| KICKOFF RETURNS | | | | | | | | | | | |
| Total Yards Returned | | 47.6 | 45.2 | | | | | | | | |
| Average Length of Return | | 52 | 65 | | | | | | | | |
| PENALTIES | | | | | | | | | | | |
| Yards Penalized | | 1135 | 1415 | | | | | | | | |
| FUMBLES | | | | | | | | | | | |
| Own Fumbles Recovered | | 21.8 | 21.8 | | | | | | | | |
| Opponents' Fumbles Recovered | | 98 | 114 | | | | | | | | |
| FIELD GOALS | | | | | | | | | | | |
| Field Goals Attempted | | 24 | 29 | | | | | | | | |
| TOTAL POINTS SCORED | | | | | | | | | | | |
| Touchdowns Scored | | 39 | 28 | | | | | | | | |
| Touchdowns Rushing | | 12 | 12 | | | | | | | | |
| Touchdowns Passing | | 23 | 14 | | | | | | | | |
| Touchdown Returns | | 4 | 2 | | | | | | | | |
| Extra Points | | 39 | 26 | | | | | | | | |
| Field Goals | | 19 | 29 | | | | | | | | |
| Safeties | | 0 | 0 | | | | | | | | |
| AVG. TIME OF POSSESSION | | | | | | | | | | | |
| | | 29:47 | 30:14 | | | | | | | | |
| SCORING | | | | | | | | | | | |
| | TDs | Ru | Pa | Int | Fu | KO | Pu | PAT | FG | S | Pts |
| Nedney, Joe | 0 | 0 | 0 | 0 | 0 | 0 | 0 | 33/33 | 21/17 | 0 | 84 |
| Gore, Frank | 13 | 10 | 3 | 0 | 0 | 0 | 0 | 0/0 | 0/0 | 0 | 78 |
| Davis, Vernon | 13 | 0 | 13 | 0 | 0 | 0 | 0 | 0/0 | 0/0 | 0 | 78 |
| Morgan, Josh | 3 | 0 | 3 | 0 | 0 | 0 | 0 | 0/0 | 0/0 | 0 | 18 |
| Crabtree, Michael | 2 | 0 | 2 | 0 | 0 | 0 | 0 | 0/0 | 0/0 | 0 | 12 |
| Hill, Jason | 2 | 0 | 2 | 0 | 0 | 0 | 0 | 0/0 | 0/0 | 0 | 12 |
| Schmitt, Ricky | 0 | 0 | 0 | 0 | 0 | 0 | 0 | 2/2 | 3/2 | 0 | 8 |
| Coffee, Glen | 1 | 1 | 0 | 0 | 0 | 0 | 0 | 0/0 | 0/0 | 0 | 6 |
| McKillip, Scott | 0 | 0 | 0 | 0 | 1* | 0 | 0 | 0/0 | 0/0 | 0 | 6 |
| McDonald, Ray | 1 | 0 | 0 | 0 | 1& | 0 | 0 | 0/0 | 0/0 | 0 | 6 |
| Willis, Patrick | 1 | 0 | 0 | 1 | 0 | 0 | 0 | 0/0 | 0/0 | 0 | 6 |
| Clements, Nate | 1 | 0 | 0 | 0 | 1# | 0 | 0 | 0/0 | 0/0 | 0 | 6 |
| Norris, Moran | 1 | 1 | 0 | 0 | 0 | 0 | 0 | 0/0 | 0/0 | 0 | 6 |
| Andrus, Shane | 0 | 0 | 0 | 0 | 0 | 0 | 0 | 4/4 | 0/0 | 0 | 4 |
| 49ERS | 39 | 12 | 23 | 1 | 3 | 0 | 0 | 39/39 | 24/19 | 0 | 330 |
| OPPONENTS | 28 | 12 | 14 | 1 | 0 | 1 | 0 | 27/26 | 34/29 | 0 | 281 |

*ret special teams FR, # ret blkcd FG, & ret on FR

| RUSHING | No | Yds | Avg | Long | TD | | | |
|-------------------|------------|-------------|-------------|-------------|------------|-----------|-----------|-------------|
| Gore, Frank | 229 | 1120 | 4.9 | 80t | 10 | | | |
| Coffee, Glen | 83 | 226 | 2.7 | 17 | 1 | | | |
| Hill, Shaun | 8 | 70 | 8.8 | 22 | 0 | | | |
| Morgan, Josh | 5 | 61 | 12.2 | 20 | 0 | | | |
| Smith, Alex | 24 | 51 | 2.1 | 11 | 0 | | | |
| Norris, Moran | 14 | 41 | 2.9 | 15 | 1 | | | |
| Walker, Delanie | 3 | 34 | 11.3 | 16 | 0 | | | |
| Spurlock, Micheal | 1 | 3 | 3.0 | 3 | 0 | | | |
| Robinson, Michael | 3 | 2 | 0.7 | 4 | 0 | | | |
| Bruce, Isaac | 1 | -8 | -8.0 | -8 | 0 | | | |
| 49ERS | 371 | 1600 | 4.3 | 80t | 12 | | | |
| OPPONENTS | 426 | 1552 | 3.6 | 41 | 12 | | | |
| RECEIVING | No | Yds | Avg | Long | TD | | | |
| Davis, Vernon | 78 | 965 | 12.4 | 73t | 13 | | | |
| Morgan, Josh | 52 | 527 | 10.1 | 61 | 3 | | | |
| Gore, Frank | 52 | 406 | 7.8 | 48 | 3 | | | |
| Crabtree, Michael | 48 | 625 | 13.0 | 50 | 2 | | | |
| Bruce, Isaac | 21 | 264 | 12.6 | 50 | 0 | | | |
| Walker, Delanie | 21 | 233 | 11.1 | 39 | 0 | | | |
| Coffee, Glen | 11 | 76 | 6.9 | 12 | 0 | | | |
| Hill, Jason | 9 | 90 | 10.0 | 30 | 2 | | | |
| Norris, Moran | 7 | 31 | 4.4 | 11 | 0 | | | |
| Robinson, Michael | 6 | 24 | 4.0 | 8 | 0 | | | |
| Battle, Arnaz | 5 | 40 | 8.0 | 12 | 0 | | | |
| Jones, Brandon | 1 | 18 | 18.0 | 18 | 0 | | | |
| Smith, Alex | 1 | -6 | -6.0 | -6 | 0 | | | |
| 49ERS | 312 | 3293 | 10.6 | 73t | 23 | | | |
| OPPONENTS | 352 | 3963 | 11.3 | 90t | 14 | | | |
| INTERCEPTIONS | No | Yds | Avg | Long | TD | | | |
| Goldson, Dashon | 4 | 39 | 9.8 | 34 | 0 | | | |
| Bly, Dre' | 3 | 66 | 22.0 | 31 | 0 | | | |
| Willis, Patrick | 3 | 33 | 11.0 | 23t | 1 | | | |
| Brown, Tarell | 2 | 52 | 26.0 | 51 | 0 | | | |
| Spencer, Shawntae | 2 | 2 | 1.0 | 2 | 0 | | | |
| Roman, Mark | 1 | 27 | 27.0 | 27 | 0 | | | |
| Franklin, Aubrayo | 1 | 10 | 10.0 | 10 | 0 | | | |
| Clements, Nate | 1 | 8 | 8.0 | 8 | 0 | | | |
| Lewis, Michael | 1 | 0 | 0.0 | 0 | 0 | | | |
| 49ERS | 18 | 237 | 13.2 | 51 | 1 | | | |
| OPPONENTS | 14 | 168 | 12.0 | 43 | 1 | | | |
| KICKOFF RETURNS | No | Yds | Avg | Long | TD | | | |
| Robinson, Michael | 18 | 414 | 23.0 | 40 | 0 | | | |
| Morgan, Josh | 13 | 367 | 28.2 | 76 | 0 | | | |
| Rossum, Allen | 7 | 152 | 21.7 | 40 | 0 | | | |
| Walker, Delanie | 5 | 85 | 17.0 | 25 | 0 | | | |
| Battle, Arnaz | 3 | 68 | 22.7 | 26 | 0 | | | |
| Coffee, Glen | 3 | 42 | 14.0 | 16 | 0 | | | |
| Balmer, Kentwan | 2 | 7 | 3.5 | 4 | 0 | | | |
| Norris, Moran | 1 | 0 | 0.0 | 0 | 0 | | | |
| 49ERS | 52 | 1135 | 21.8 | 76 | 0 | | | |
| OPPONENTS | 65 | 1415 | 21.8 | 101t | 1 | | | |
| PUNT RETURNS | Ret | FC | Yds | Avg | Long | TD | | |
| Battle, Arnaz | 21 | 10 | 61 | 2.9 | 18 | 0 | | |
| Rossum, Allen | 12 | 1 | 84 | 7.0 | 14 | 0 | | |
| Jones, Brandon | 9 | 1 | 26 | 2.9 | 13 | 0 | | |
| Clements, Nate | 4 | 1 | 38 | 9.5 | 12 | 0 | | |
| Smith, Reggie | 3 | 0 | 7 | 2.3 | 9 | 0 | | |
| 49ERS | 49 | 13 | 216 | 4.4 | 18 | 0 | | |
| OPPONENTS | 57 | 14 | 495 | 8.7 | 56 | 0 | | |
| PUNTING | No | Yds | Avg | Net | TB | I-20 | Lg | B |
| Lee, Andy | 99 | 4711 | 47.6 | 41.0 | 8 | 30 | 64 | 0 |
| 49ERS | 99 | 4711 | 47.6 | 41.0 | 8 | 30 | 64 | 0 |
| OPPONENTS | 95 | 4295 | 45.2 | 41.5 | 7 | 31 | 67 | 0 |
| PASSING | Att | Comp | Pct | Yds | LG | TD | Int | QB |
| Smith, Alex | 372 | 225 | 60.5 | 2350 | 73t | 18 | 12 | 81.5 |
| Hill, Shaun | 155 | 87 | 56.1 | 943 | 61 | 5 | 2 | 79.6 |
| Spurlock, Micheal | 1 | 0 | 0.0 | 0 | 0 | 0 | 0 | 39.6 |
| 49ERS | 528 | 312 | 59.1 | 3293 | 73t | 23 | 14 | 80.8 |
| OPPONENTS | 580 | 352 | 60.7 | 3963 | 90t | 14 | 18 | 76.2 |



2010 (6-10)

Mike Singletary/Jim Tomsula, Coach*

| | | | |
|---|----|--------------------------------|----|
| L | 6 | at Seattle (67,044), S-12 | 31 |
| L | 22 | New Orleans (69,732)-MON/S-20 | 25 |
| L | 10 | at Kansas City (68,188), S-26 | 31 |
| L | 14 | at Atlanta (66,874), O-3 | 16 |
| L | 24 | Philadelphia (69,732)-SUN/O-10 | 27 |
| W | 17 | Oakland (69,732), O-17 | 9 |
| L | 20 | at Carolina (72,741), O-24 | 23 |
| W | 24 | Denver (83,841), O-31 | 16 |
| - | - | BYE/N-7 | - |
| W | 23 | St. Louis (69,732), N-14 (OT) | 20 |
| L | 0 | Tampa Bay (69,732), N-21 | 21 |
| W | 27 | at Arizona (62,308)-MNF/N-29 | 6 |
| L | 16 | at Green Bay (70,575), D-5 | 34 |
| W | 40 | Seattle (69,732), D-12 | 21 |
| L | 7 | at San Diego (67,820)-THU/D-16 | 34 |
| L | 17 | at St. Louis (52,820), D-26 | 25 |
| W | 38 | Arizona (69,732), J-2 | 7 |

305 346

* Mike Singletary was fired after 15 games and Jim Tomsula was appointed his successor.

| TEAM STATISTICS | 49ers | Opp |
|------------------------------|-------|-------|
| TOTAL FIRST DOWNS | 251 | 299 |
| Rushing | 85 | 86 |
| Passing | 149 | 188 |
| Penalty | 17 | 25 |
| TOTAL YARDS GAINED | 5013 | 5244 |
| By Rushing | 1657 | 1547 |
| By Passing | 3356 | 3697 |
| TOTAL PLAYS FROM SCRIMMAGE | 945 | 1033 |
| Rushes | 401 | 447 |
| Average Gain Per Rush | 4.1 | 3.5 |
| NET YARDS PASSING | 3356 | 3697 |
| Passes Attempted | 500 | 550 |
| Passes Completed | 282 | 358 |
| Percent Completed | 56.4 | 65.1 |
| Had Intercepted | 15 | 15 |
| Times Sacked | 44 | 36 |
| Lost Attempting to Pass | 257 | 244 |
| PUNTS | 91 | 84 |
| Total Yardage of Punts | 4203 | 3571 |
| Average Length | 46.2 | 42.5 |
| KICKOFF RETURNS | 61 | 67 |
| Total Yards Returned | 1187 | 1485 |
| Average Length of Return | 19.5 | 22.2 |
| PENALTIES | 112 | 97 |
| Yards Penalized | 933 | 839 |
| FUMBLES | 22 | 18 |
| Own Fumbles Recovered | 14 | 11 |
| Opponents' Fumbles Recovered | 7 | 8 |
| FIELD GOALS | 22 | 28 |
| Field Goals Attempted | 27 | 33 |
| TOTAL POINTS SCORED | 305 | 346 |
| Touchdowns Scored | 34 | 37 |
| Touchdowns Rushing | 10 | 9 |
| Touchdowns Passing | 19 | 25 |
| Touchdown Returns | 5 | 3 |
| Extra Points | 33 | 36 |
| Field Goals | 22 | 28 |
| Safeties | 0 | 0 |
| AVG. TIME OF POSSESSION | 28:37 | 31:23 |

| SCORING | TDs | Ru | Pa | Int | Fu | KO | Pu | PAT | FG | S | Pts |
|-------------------|-----|----|----|-----|----|----|----|-------|-------|---|-----|
| Nedney, Joe | 0 | 0 | 0 | 0 | 0 | 0 | 0 | 17/17 | 11/13 | 0 | 50 |
| Davis, Vernon | 7 | 0 | 7 | 0 | 0 | 0 | 0 | 0/0 | 0/0 | 0 | 44 |
| Reed, Jeff | 0 | 0 | 0 | 0 | 0 | 0 | 0 | 13/13 | 9/10 | 0 | 40 |
| Crabtree, Michael | 6 | 0 | 6 | 0 | 0 | 0 | 0 | 0/0 | 0/0 | 0 | 36 |
| Westbrook, Brian | 5 | 4 | 1 | 0 | 0 | 0 | 0 | 0/0 | 0/0 | 0 | 30 |
| Gore, Frank | 5 | 3 | 2 | 0 | 0 | 0 | 0 | 0/0 | 0/0 | 0 | 30 |
| Ginn, Ted | 2 | 0 | 1 | 0 | 0 | 0 | 1 | 0/0 | 0/0 | 0 | 12 |
| Dixon, Anthony | 2 | 2 | 0 | 0 | 0 | 0 | 0 | 0/0 | 0/0 | 0 | 12 |
| Morgan, Joshua | 2 | 0 | 2 | 0 | 0 | 0 | 0 | 0/0 | 0/0 | 0 | 12 |
| Andrus, Shane | 0 | 0 | 0 | 0 | 0 | 0 | 0 | 3/3 | 2/4 | 0 | 9 |
| McDonald, Ray | 1 | 0 | 0 | 1 | 0 | 0 | 0 | 0/0 | 0/0 | 0 | 6 |
| Goldson, Dashon | 1 | 0 | 0 | 1 | 0 | 0 | 0 | 0/0 | 0/0 | 0 | 6 |
| Brown, Tarell | 1 | 0 | 0 | 1 | 0 | 0 | 0 | 0/0 | 0/0 | 0 | 6 |
| Smith, Troy | 1 | 1 | 0 | 0 | 0 | 0 | 0 | 0/0 | 0/0 | 0 | 6 |
| Mays, Taylor | 1 | 0 | 0 | 0 | 1* | 0 | 0 | 0/0 | 0/0 | 0 | 6 |
| 49ERS | 34 | 10 | 19 | 3 | 1 | 0 | 1 | 33/33 | 27/22 | 0 | 305 |
| OPPONENTS | 37 | 9 | 25 | 1 | 1 | 1 | 0 | 37/36 | 33/28 | 0 | 346 |

*ret blocked punt | 2-pt conversions: Team: 1-1, Opponents: 0-0

| RUSHING | No | Yds | Avg | Long | TD |
|------------------|-----|------|-----|------|----|
| Gore, Frank | 203 | 853 | 4.2 | 64 | 3 |
| Westbrook, Brian | 77 | 340 | 4.4 | 30 | 4 |
| Dixon, Anthony | 70 | 237 | 3.4 | 34 | 2 |
| Smith, Troy | 23 | 121 | 5.3 | 16 | 1 |
| Smith, Alex | 18 | 60 | 3.3 | 12 | 0 |
| Walker, Delanie | 3 | 18 | 6.0 | 10 | 0 |
| Morgan, Joshua | 2 | 17 | 8.5 | 13 | 0 |
| Ginn, Ted | 2 | 11 | 5.5 | 9 | 0 |
| Norris, Moran | 3 | 0 | 0.0 | 1 | 0 |
| 49ERS | 401 | 1657 | 4.1 | 64 | 10 |
| OPPONENTS | 447 | 1547 | 3.5 | 43 | 9 |

| RECEIVING | No | Yds | Avg | Long | TD |
|--------------------|-----|------|------|------|----|
| Davis, Vernon | 56 | 914 | 16.3 | 66t | 7 |
| Crabtree, Michael | 55 | 741 | 13.5 | 60t | 6 |
| Gore, Frank | 46 | 452 | 9.8 | 41 | 2 |
| Morgan, Joshua | 44 | 698 | 15.9 | 65 | 2 |
| Walker, Delanie | 29 | 331 | 11.4 | 38 | 0 |
| Westbrook, Brian | 16 | 150 | 9.4 | 62t | 1 |
| Ginn, Ted | 12 | 163 | 13.6 | 37t | 1 |
| Zeigler, Dominique | 9 | 98 | 10.9 | 20 | 0 |
| Byham, Nate | 5 | 27 | 5.4 | 9 | 0 |
| Dixon, Anthony | 5 | 11 | 2.2 | 8 | 0 |
| Norris, Moran | 4 | 20 | 5.0 | 8 | 0 |
| Williams, Kyle | 1 | 8 | 8.0 | 8 | 0 |
| 49ERS | 282 | 3613 | 12.8 | 66t | 19 |
| OPPONENTS | 358 | 3941 | 11.0 | 71 | 25 |

| INTERCEPTIONS | No | Yds | Avg | Long | TD |
|-------------------|----|-----|------|------|----|
| Clements, Nate | 3 | 46 | 15.3 | 39 | 0 |
| Spikes, Takeo | 3 | 9 | 3.0 | 6 | 0 |
| Spencer, Shawntae | 3 | 0 | 0.0 | 0 | 0 |
| Brown, Tarell | 1 | 62 | 62.0 | 62t | 1 |
| Goldson, Dashon | 1 | 39 | 39.0 | 39t | 1 |
| Brooks, Ahmad | 1 | 32 | 32.0 | 32 | 0 |
| McDonald, Ray | 1 | 31 | 31.0 | 31t | 1 |
| Smith, Reggie | 1 | 20 | 20.0 | 20 | 0 |
| Lawson, Manny | 1 | 0 | 0.0 | 0 | 0 |
| 49ERS | 15 | 239 | 15.9 | 62t | 3 |
| OPPONENTS | 15 | 182 | 12.1 | 41 | 1 |

| KICKOFF RETURNS | No | Yds | Avg | Long | TD |
|-------------------|----|------|------|------|----|
| Ginn, Ted | 47 | 992 | 21.1 | 61 | 0 |
| Walker, Delanie | 5 | 70 | 14.0 | 20 | 0 |
| Williams, Kyle | 4 | 82 | 20.5 | 30 | 0 |
| Morgan, Joshua | 2 | 19 | 9.5 | 13 | 0 |
| Norris, Moran | 1 | 12 | 12.0 | 12 | 0 |
| Wragge, Tony | 1 | 12 | 12.0 | 12 | 0 |
| Crabtree, Michael | 1 | 0 | 0.0 | 0 | 0 |
| 49ERS | 61 | 1187 | 19.5 | 61 | 0 |
| OPPONENTS | 67 | 1485 | 22.2 | 92t | 1 |

| PUNT RETURNS | Ret | FC | Yds | Avg | Long | TD |
|----------------|-----|----|-----|------|------|----|
| Ginn, Ted | 24 | 18 | 321 | 13.4 | 78t | 1 |
| Adams, Phillip | 4 | 0 | 29 | 7.3 | 16 | 0 |
| Williams, Kyle | 3 | 6 | 16 | 5.3 | 9 | 0 |
| Smith, Reggie | 0 | 1 | 0 | 0.0 | 0 | 0 |
| 49ERS | 31 | 25 | 366 | 11.8 | 78t | 1 |
| OPPONENTS | 54 | 12 | 483 | 8.9 | 43 | 0 |

| PUNTING | No | Yds | Avg | Net | TB | I-20 | Lg | B |
|-------------|-----|------|------|------|-----|------|-----|------|
| Lee, Andy | 91 | 4203 | 46.2 | 38.2 | 12 | 34 | 64 | 0 |
| 49ERS | 91 | 4203 | 46.2 | 38.2 | 12 | 34 | 64 | 0 |
| OPPONENTS | 83 | 3571 | 42.5 | 37.4 | 3 | 29 | 65 | 1 |
| PASSING | Att | Comp | Pct | Yds | LG | TD | Int | QB |
| Smith, Alex | 342 | 204 | 59.6 | 2370 | 62t | 14 | 10 | 82.1 |
| Smith, Troy | 145 | 73 | 50.3 | 1176 | 66t | 5 | 4 | 77.8 |
| Carr, David | 13 | 5 | 38.5 | 67 | 22 | 0 | 1 | 23.6 |
| 49ERS | 500 | 282 | 56.4 | 3613 | 66t | 19 | 15 | 79.3 |
| OPPONENTS | 550 | 358 | 65.1 | 3941 | 71 | 25 | 15 | 90.0 |



49ERS RECORD VS. OPPONENTS

(National Football League - 1950-Present)



ARIZONA CARDINALS

Overall: 24-17

Home: 14-8

Away: 10-9

| Date | Win | Score | Location | Date | Win | Score | Location | Date | Win | Score | Location |
|----------|-----------|------------|----------|----------|-----------|------------|----------|----------|-----------|------------|----------|
| 11/18/57 | Cardinals | 27-21 | SF* | 10/18/87 | 49ers | 34-28 | SF | 12/04/05 | Cardinals | 17-10 | SF |
| 09/29/57 | Cardinals | 20-10 | SF* | 11/06/88 | Cardinals | 24-23 | P | 09/10/06 | Cardinals | 34-27 | AZ |
| 11/25/62 | 49ers | 24-17 | SL | 11/17/91 | 49ers | 14-10 | SF | 12/24/06 | Cardinals | 26-20 | SF |
| 09/27/64 | Cardinals | 23-13 | SF | 11/01/92 | Cardinals | 24-14 | P | 09/10/07 | 49ers | 20-17 | SF |
| 09/22/68 | 49ers | 35-17 | SF | 10/24/93 | 49ers | 28-14 | SF | 11/25/07 | 49ers | 37-31 (OT) | AZ |
| 10/24/71 | 49ers | 26-14 | SL | 09/27/99 | 49ers | 24-10 | AZ | 09/07/08 | Cardinals | 23-13 | SF |
| 10/06/74 | Cardinals | 34-9 | SF | 10/01/00 | 49ers | 27-20 | SF | 11/10/08 | Cardinals | 29-24 | AZ |
| 10/31/76 | Cardinals | 23-20 (OT) | SL | 10/27/02 | 49ers | 38-28 | SF | 09/13/09 | 49ers | 20-16 | AZ |
| 11/12/78 | Cardinals | 16-10 | SF | 12/21/02 | 49ers | 17-14 | AZ | 12/14/09 | 49ers | 24-9 | SF |
| 12/02/79 | Cardinals | 13-10 | SL | 10/26/03 | Cardinals | 16-13 (OT) | AZ | 11/29/10 | 49ers | 27-6 | AZ |
| 09/14/80 | 49ers | 24-21 (OT) | SF | 12/07/03 | 49ers | 50-14 | SF | 01/02/11 | 49ers | 38-7 | SF |
| 11/21/82 | 49ers | 31-20 | SL | 10/10/04 | 49ers | 31-28 (OT) | SF | 11/20/11 | 49ers | 23-7 | SF |
| 09/18/83 | 49ers | 42-27 | SL | 12/12/04 | 49ers | 31-28 (OT) | AZ | 12/11/11 | Cardinals | 21-19 | AZ |
| 11/09/86 | 49ers | 43-17 | SF | 10/02/05 | Cardinals | 31-14 | MC | | | | |

* Chicago Cards (SL) - St. Louis (P) - Phoenix (AZ) - Arizona (MC) - Mexico City

Record: At Candlestick Park: (14-5) University of Phoenix: (3-3) **Points:** At Candlestick Park: (456-336) University of Phoenix: (154-137)



ATLANTA FALCONS

Overall: 44-30-1

Home: 26-11

Away: 18-19-1

| Date | Win | Score | Location | Date | Win | Score | Location | Date | Win | Score | Location |
|----------|---------|-------|----------|----------|---------|------------|----------|-----------------------------|--------------|------------|----------|
| 10/16/66 | 49ers | 44-7 | A | 10/21/79 | 49ers | 20-15 | SF | 10/18/92 | 49ers | 56-17 | SF |
| 09/24/67 | 49ers | 38-7 | SF | 12/16/79 | Falcons | 31-21 | A | 11/09/92 | 49ers | 41-3 | A |
| 12/10/67 | 49ers | 34-28 | A | 09/28/80 | Falcons | 20-17 | SF | 09/19/93 | 49ers | 37-30 | SF |
| 09/29/68 | 49ers | 28-13 | SF | 12/14/80 | Falcons | 35-10 | A | 12/11/93 | Falcons | 27-24 | A |
| 12/15/68 | 49ers | 14-12 | A | 09/20/81 | Falcons | 34-17 | A | 10/16/94 | 49ers | 42-3 | A |
| 09/21/69 | Falcons | 24-12 | A | 11/08/81 | 49ers | 17-14 | SF | 12/04/94 | 49ers | 50-14 | SF |
| 10/19/69 | Falcons | 21-7 | SF | 12/19/82 | Falcons | 17-7 | SF | 09/10/95 | 49ers | 41-10 | SF |
| 10/04/70 | Falcons | 21-0 | A | 09/25/83 | 49ers | 24-20 | SF | 12/24/95 | Falcons | 28-27 | A |
| 12/06/70 | 49ers | 24-20 | SF | 11/20/83 | Falcons | 28-24 | A | 09/29/96 | 49ers | 39-17 | SF |
| 09/19/71 | Falcons | 20-17 | A | 09/30/84 | 49ers | 14-5 | SF | 12/02/96 | 49ers | 34-10 | A |
| 12/12/71 | 49ers | 24-3 | SF | 12/02/84 | 49ers | 35-17 | A | 09/21/97 | 49ers | 34-7 | SF |
| 10/29/72 | 49ers | 49-14 | A | 09/15/85 | 49ers | 35-16 | SF | 10/19/97 | 49ers | 35-28 | A |
| 12/10/72 | 49ers | 20-0 | SF | 10/06/85 | 49ers | 38-17 | A | 09/27/98 | 49ers | 31-20 | SF |
| 10/07/73 | 49ers | 13-9 | A | 10/19/86 | Tie | 10-10 (OT) | A | 11/15/98 | Falcons | 31-19 | A |
| 10/28/73 | Falcons | 17-3 | SF | 11/23/86 | 49ers | 20-0 | SF | 01/09/99 (d) Falcons | 20-18 | A | |
| 09/22/74 | 49ers | 16-10 | A | 10/11/87 | 49ers | 25-17 | A | 12/12/99 | 49ers | 26-7 | SF |
| 11/24/74 | 49ers | 27-0 | SF | 12/20/87 | 49ers | 35-7 | SF | 01/03/00 | Falcons | 34-29 | A |
| 10/12/75 | Falcons | 17-3 | SF | 09/18/88 | Falcons | 34-17 | SF | 09/03/00 | Falcons | 36-28 | A |
| 12/14/75 | Falcons | 31-9 | A | 12/04/88 | 49ers | 13-3 | A | 11/19/00 | 49ers | 16-6 | SF |
| 10/23/76 | 49ers | 15-0 | SF | 11/12/89 | 49ers | 45-3 | SF | 09/09/01 | 49ers | 16-13 (OT) | SF |
| 11/14/76 | Falcons | 21-16 | A | 12/03/89 | 49ers | 23-10 | A | 10/14/01 | 49ers | 37-31 (OT) | A |
| 10/09/77 | Falcons | 7-0 | SF | 09/23/90 | 49ers | 19-13 | SF | 09/12/04 | Falcons | 21-19 | SF |
| 11/06/77 | 49ers | 10-3 | A | 10/14/90 | 49ers | 45-35 | A | 11/04/07 | Falcons | 20-16 | A |
| 10/22/78 | Falcons | 20-17 | SF | 10/13/91 | Falcons | 39-34 | SF | 10/11/09 | Falcons | 45-10 | SF |
| 11/05/78 | Falcons | 21-10 | A | 11/03/91 | Falcons | 17-14 | A | 10/03/10 | Falcons | 16-14 | A |

(d) - NFC Divisional Playoff

Record: At Candlestick Park: (23-10) Georgia Dome: (5-8) **Points:** At Candlestick Park: (788-474) Georgia Dome: (364-287)



BALTIMORE RAVENS

Overall: 1-3

Home: 1-1

Away: 0-2

| Date | Win | Score | Location | Date | Win | Score | Location | Date | Win | Score | Location |
|----------|--------|-------|----------|----------|--------|-------|----------|----------|--------|-------|----------|
| 11/17/96 | 49ers | 38-20 | SF | 10/07/07 | Ravens | 9-7 | SF | 11/24/11 | Ravens | 16-6 | B |
| 11/30/03 | Ravens | 44-6 | B | | | | | | | | |

Record: At Candlestick Park: (1-1) M&T Bank: (0-2) **Points:** At Candlestick Park: (45-29) M&T Bank: (12-60)



BUFFALO BILLS

Overall: 5-5

Home: 3-3

Away: 2-2

| Date | Win | Score | Location | Date | Win | Score | Location | Date | Win | Score | Location |
|----------|-------|-------|----------|----------|-------|-------|----------|----------|-------|-------|----------|
| 09/24/72 | Bills | 27-20 | B | 09/13/92 | Bills | 34-31 | SF | 12/26/04 | Bills | 41-7 | SF |
| 12/21/80 | Bills | 18-13 | SF | 12/03/95 | 49ers | 27-17 | SF | 11/30/08 | 49ers | 10-3 | B |
| 12/11/83 | 49ers | 23-10 | B | 10/04/98 | Bills | 26-21 | B | | | | |
| 12/17/89 | 49ers | 21-10 | SF | 12/02/01 | 49ers | 35-0 | SF | | | | |

Record: At Candlestick Park: (3-3) Ralph Wilson Stadium: (2-1) **Points:** At Candlestick Park: (134-120) Ralph Wilson Stadium: (54-39)



CAROLINA PANTHERS

Overall: 7-10

Home: 3-5

Away: 4-5

| Date | Win | Score | Location | Date | Win | Score | Location | Date | Win | Score | Location |
|----------|----------|-------|----------|----------|----------|------------|----------|----------|----------|------------|----------|
| 11/05/95 | Panthers | 13-7 | SF | 11/08/98 | 49ers | 25-23 | SF | 10/07/01 | 49ers | 24-14 | SF |
| 12/10/95 | 49ers | 31-10 | C* | 12/06/98 | 49ers | 31-28 (OT) | C | 11/18/01 | 49ers | 25-22 (OT) | C |
| 09/22/96 | Panthers | 23-7 | C | 10/17/99 | Panthers | 31-29 | SF | 11/14/04 | Panthers | 37-27 | SF |
| 12/08/96 | Panthers | 30-24 | SF | 12/18/99 | Panthers | 41-24 | C | 12/02/07 | Panthers | 31-14 | C |
| 09/29/97 | 49ers | 34-21 | C | 09/10/00 | Panthers | 38-22 | SF | 10/24/10 | Panthers | 23-20 | C |
| 11/16/97 | 49ers | 27-19 | SF | 10/22/00 | Panthers | 34-16 | C | | | | |

* Clemson, SC

Record: At Candlestick Park: (3-5) Bank of America: (3-5) **Points:** At Candlestick Park: (185-205) Bank of America: (171-223)



CHICAGO BEARS

Overall: 31-29-1

Home: 21-12

Away: 10-17-1

| Date | Win | Score | Location | Date | Win | Score | Location | Date | Win | Score | Location |
|----------|-------|-------|----------|----------|-------|-------|----------|---------------------|--------------|--------------|-----------|
| 09/24/50 | Bears | 32-20 | SF | 10/22/61 | Bears | 31-0 | C | 09/10/78 | Bears | 16-13 | SF |
| 11/19/50 | Bears | 17-0 | C | 11/19/61 | 49ers | 41-31 | SF | 10/28/79 | Bears | 28-27 | SF |
| 10/21/51 | Bears | 13-7 | C | 09/16/62 | Bears | 30-14 | SF | 09/13/81 | 49ers | 28-17 | SF |
| 10/19/52 | 49ers | 40-16 | C | 10/14/62 | 49ers | 34-27 | C | 11/27/83 | Bears | 13-3 | C |
| 11/02/52 | Bears | 20-17 | SF | 10/20/63 | 49ers | 20-14 | SF | 01/06/85 (c) | 49ers | 23-0 | SF |
| 10/18/53 | 49ers | 35-28 | C | 12/08/63 | Bears | 27-7 | C | 10/13/85 | Bears | 26-10 | SF |
| 11/01/53 | 49ers | 24-14 | SF | 10/04/64 | 49ers | 31-21 | SF | 12/14/87 | 49ers | 41-0 | SF |
| 10/17/54 | 49ers | 31-24 | C | 11/22/64 | Bears | 23-21 | C | 10/24/88 | Bears | 10-9 | C |
| 10/31/54 | Bears | 31-27 | SF | 09/19/65 | 49ers | 52-24 | SF | 12/24/89 | 49ers | 28-3 | C |
| 10/09/55 | 49ers | 20-19 | C | 12/12/65 | Bears | 61-20 | C | 01/09/89 (c) | 49ers | 26-0 | SF |
| 10/23/55 | Bears | 34-23 | SF | 11/13/66 | Tie | 30-30 | C | 12/23/91 | 49ers | 52-14 | SF |
| 10/14/56 | Bears | 31-7 | C | 12/11/66 | 49ers | 41-14 | SF | 01/07/05 (d) | 49ers | 44-15 | SF |
| 10/28/56 | Bears | 38-21 | SF | 12/03/67 | Bears | 28-14 | SF | 12/17/00 | 49ers | 17-0 | SF |
| 10/13/57 | 49ers | 21-17 | C | 11/10/68 | Bears | 27-19 | C | 10/28/01 | Bears | 37-31 (OT) | C |
| 10/27/57 | 49ers | 21-17 | SF | 12/06/69 | 49ers | 42-21 | SF | 09/07/03 | 49ers | 49-7 | SF |
| 10/12/58 | Bears | 28-6 | C | 11/08/70 | 49ers | 37-16 | C | 10/31/04 | Bears | 23-13 | C |
| 10/26/58 | Bears | 27-14 | SF | 10/17/71 | 49ers | 13-0 | SF | 11/13/05 | Bears | 17-9 | C |
| 10/25/59 | 49ers | 20-17 | SF | 11/19/72 | 49ers | 34-21 | C | 10/29/06 | Bears | 41-10 | C |
| 11/15/59 | Bears | 14-3 | C | 11/17/74 | 49ers | 34-0 | C | 11/12/09 | 49ers | 10-6 | SF |
| 10/16/60 | Bears | 27-10 | C | 11/16/75 | 49ers | 31-3 | SF | | | | |
| 10/30/60 | 49ers | 25-7 | SF | 09/19/76 | Bears | 19-12 | SF | | | | |

(c) - NFC Championship

(d) - NFC Divisional Playoff

Record: At Candlestick Park: (11-4) Soldier Field: (3-6) **Points:** At Candlestick Park: (396-151) Soldier Field: (171-165)



CINCINNATI BENGALS

Overall: 11-3

Home: 5-1

Away: 4-2

Neutral: 2-0

| Date | Win | Score | Location | Date | Win | Score | Location | Date | Win | Score | Location |
|-----------------|------------------|--------------|----------|-----------------|------------------|--------------|----------|----------|---------|-------|----------|
| 09/29/74 | Bengals | 21-3 | SF | 09/20/87 | 49ers | 27-26 | C | 12/05/99 | Bengals | 44-30 | C |
| 10/01/78 | 49ers | 28-12 | SF | 01/22/89 | 49ers (s) | 20-16 | M | 12/14/03 | Bengals | 41-38 | C |
| 12/06/81 | 49ers | 21-3 | C | 12/09/90 | 49ers | 20-17 (OT) | C | 12/15/07 | 49ers | 20-13 | SF |
| 01/24/82 | 49ers (s) | 26-21 | D | 12/05/93 | 49ers | 21-8 | SF | 9/25/11 | 49ers | 13-8 | C |
| 11/04/84 | 49ers | 23-17 | SF | 10/20/96 | 49ers | 28-21 | SF | | | | |

(s) - Super Bowl XVI & XXIII

(D) - Pontiac Silverdome (Pontiac, MI)

(M) - Joe Robbie Stadium (Miami, FL)

Record: At Candlestick Park: (5-1) Paul Brown Stadium: (1-1) **Points:** At Candlestick Park: (123-92) Paul Brown Stadium: (51-49)



CLEVELAND BROWNS

Overall: 7-11

Home: 5-5

Away: 2-6

| Date | Win | Score | Location | Date | Win | Score | Location | Date | Win | Score | Location |
|----------|--------|-------|----------|----------|--------|-------|----------|----------|--------|-------|----------|
| 11/12/50 | Browns | 34-14 | C | 11/03/68 | Browns | 33-21 | SF | 11/29/87 | 49ers | 38-24 | SF |
| 09/30/51 | 49ers | 24-10 | SF | 09/27/70 | 49ers | 34-31 | SF | 10/28/90 | 49ers | 20-17 | SF |
| 11/15/53 | Browns | 23-21 | C | 12/01/74 | Browns | 7-0 | C | 09/13/93 | Browns | 23-13 | C |
| 10/02/55 | Browns | 38-3 | SF | 09/03/78 | Browns | 24-7 | C | 09/21/03 | Browns | 13-12 | SF |
| 11/29/59 | 49ers | 21-20 | C | 11/15/81 | Browns | 15-12 | SF | 12/30/07 | Browns | 20-7 | C |
| 12/15/62 | Browns | 13-10 | SF | 11/11/84 | 49ers | 41-7 | C | 10/30/11 | 49ers | 20-17 | SF |

Record: At Candlestick Park: (5-5) Cleveland Browns Stadium: (0-1) **Points:** At Candlestick Park: (102-79) Cleveland Browns Stadium: (20-7)



DALLAS COWBOYS

Overall: 16-16-1

Home: 9-8

Away: 7-8-1

| Date | Win | Score | Location | Date | Win | Score | Location | Date | Win | Score | Location |
|---------------------|----------------|--------------|-----------|---------------------|----------------|--------------|-----------|---------------------|--------------|--------------|-----------|
| 11/20/60 | 49ers | 26-14 | D | 09/09/79 | Cowboys | 21-13 | SF | 11/13/94 | 49ers | 21-14 | SF |
| 11/10/63 | 49ers | 31-24 | SF | 10/12/80 | Cowboys | 59-14 | D | 01/15/95 (c) | 49ers | 38-28 | SF |
| 11/07/65 | Cowboys | 39-31 | D | 10/11/81 | 49ers | 45-14 | SF | 11/12/95 | 49ers | 38-20 | D |
| 12/16/67 | 49ers | 24-16 | SF | 01/10/82 (c) | 49ers | 28-27 | SF | 11/10/96 | Cowboys | 20-17 (OT) | SF |
| 11/27/69 | Tie | 24-24 | D | 12/19/83 | 49ers | 42-17 | SF | 11/02/97 | 49ers | 17-10 | SF |
| 01/03/71 (c) | Cowboys | 17-10 | SF | 12/22/85 | 49ers | 31-16 | SF | 09/24/00 | 49ers | 41-24 | D |
| 01/02/72 (c) | Cowboys | 14-3 | D | 10/15/89 | 49ers | 31-14 | D | 12/30/01 | Cowboys | 27-21 | D |
| 11/23/72 | 49ers | 31-10 | D | 11/11/90 | 49ers | 24-6 | D | 12/08/02 | 49ers | 31-27 | D |
| 12/23/72 (d) | Cowboys | 30-28 | SF | 01/17/93 (c) | Cowboys | 30-20 | SF | 09/25/05 | Cowboys | 34-31 | SF |
| 11/10/74 | Cowboys | 20-14 | D | 10/17/93 | Cowboys | 26-17 | D | 11/23/08 | Cowboys | 35-22 | D |
| 12/12/77 | Cowboys | 42-35 | SF | 01/23/94 (c) | Cowboys | 38-21 | D | 9/18/11 | Cowboys | 27-24 (OT) | SF |

(c) - NFC Championship

(d) - NFC Divisional Playoff

Record: At Candlestick Park: (9-8) Cowboys Stadium: (0-0) **Points:** At Candlestick Park: (390-327) Cowboys Stadium: (0-0)



DENVER BRONCOS

Overall: 7-6

Home: 4-3

Away: 2-3

Neutral: 1-0

| Date | Win | Score | Location | Date | Win | Score | Location | Date | Win | Score | Location |
|----------|---------|-------|----------|---------------------|--------------|--------------|----------|----------|---------|------------|----------|
| 10/25/70 | 49ers | 19-14 | SF | 10/09/88 | Broncos | 16-13 (OT) | SF | 09/15/02 | Broncos | 24-14 | SF |
| 09/23/73 | 49ers | 36-34 | D | 01/28/90 (s) | 49ers | 55-10 | L | 12/31/06 | 49ers | 26-23 (OT) | D |
| 11/18/79 | Broncos | 38-28 | SF | 12/17/94 | 49ers | 42-19 | SF | 10/31/10 | 49ers | 24-16 | London |
| 09/19/82 | Broncos | 24-21 | D | 12/15/97 | 49ers | 34-17 | SF | | | | |
| 11/11/85 | Broncos | 17-16 | D | 12/23/00 | Broncos | 38-9 | D | | | | |

(s) - Super Bowl XXIV (Superdome - New Orleans, LA)

Record: At Candlestick Park: (2-3) Mile High Stadium: (2-3) **Points:** At Candlestick Park: (131-114) Mile High Stadium: (108-136)



DETROIT LIONS

Overall: 36-27-1

Home: 22-10-1

Away: 14-17

| Date | Win | Score | Location | Date | Win | Score | Location | Date | Win | Score | Location |
|---------------------|--------------|--------------|-----------|----------|-------|-------|----------|---------------------|--------------|--------------|-----------|
| 10/08/50 | Lions | 24-7 | D | 10/09/60 | 49ers | 14-10 | D | 10/23/77 | 49ers | 28-7 | SF |
| 10/22/50 | 49ers | 28-27 | SF | 11/06/60 | Lions | 24-0 | SF | 12/17/78 | Lions | 33-14 | P |
| 12/02/51 | 49ers | 20-10 | D | 10/01/61 | 49ers | 49-0 | D | 11/02/80 | Lions | 17-13 | P |
| 12/16/51 | 49ers | 21-17 | SF | 11/05/61 | Tie | 20-20 | SF | 09/06/81 | Lions | 24-17 | P |
| 09/28/52 | 49ers | 17-3 | SF | 09/23/62 | Lions | 45-24 | D | 12/31/83 (d) | 49ers | 24-23 | SF |
| 10/12/52 | 49ers | 28-0 | D | 11/11/62 | Lions | 38-24 | SF | 09/02/84 | 49ers | 30-27 | P |
| 10/11/53 | Lions | 24-21 | D | 10/06/63 | Lions | 26-3 | D | 10/20/85 | Lions | 23-21 | P |
| 10/25/53 | Lions | 14-10 | SF | 11/03/63 | Lions | 45-7 | SF | 10/02/88 | 49ers | 20-13 | SF |
| 10/24/54 | 49ers | 37-31 | SF | 09/13/64 | Lions | 26-17 | SF | 10/20/91 | 49ers | 35-3 | SF |
| 11/14/54 | Lions | 48-7 | D | 12/13/64 | Lions | 24-7 | D | 12/28/92 | 49ers | 24-6 | SF |
| 10/16/55 | 49ers | 27-24 | D | 11/14/65 | 49ers | 27-21 | D | 12/19/93 | 49ers | 55-17 | P |
| 10/30/55 | 49ers | 38-21 | SF | 12/05/65 | 49ers | 17-14 | SF | 10/09/94 | 49ers | 27-14 | P |
| 10/21/56 | Lions | 20-17 | D | 10/23/66 | 49ers | 27-24 | SF | 09/25/95 | Lions | 27-24 | P |
| 11/04/56 | Lions | 17-13 | SF | 11/24/66 | 49ers | 41-14 | D | 12/23/96 | 49ers | 24-14 | SF |
| 11/03/57 | 49ers | 35-31 | SF | 10/29/67 | Lions | 45-3 | SF | 12/14/98 | 49ers | 35-13 | SF |
| 11/17/57 | Lions | 31-10 | D | 10/27/68 | 49ers | 14-7 | D | 11/04/01 | 49ers | 21-13 | SF |
| 12/22/57 (d) | Lions | 31-27 | SF | 11/02/69 | Lions | 26-14 | SF | 10/05/03 | 49ers | 24-17 | SF |
| 11/02/58 | 49ers | 24-21 | SF | 11/22/70 | Lions | 28-7 | D | 11/12/06 | 49ers | 19-13 | D |
| 11/16/58 | Lions | 35-21 | D | 12/19/71 | 49ers | 31-27 | SF | 09/21/08 | 49ers | 31-13 | SF |
| 10/18/59 | 49ers | 34-13 | D | 11/04/73 | Lions | 30-20 | D | 12/27/09 | 49ers | 20-6 | SF |
| 11/01/59 | 49ers | 33-7 | SF | 10/14/74 | Lions | 17-13 | D | 10/16/11 | 49ers | 25-19 | D |
| | | | | 11/02/75 | Lions | 28-17 | SF | | | | |

(d) - NFC Divisional Playoff

(D) - Detroit

(P) - Pontiac

Record: At Candlestick Park: (12-1) Ford Field: (2-0) **Points:** At Candlestick Park: (334-183) Ford Field: (44-32)



GREEN BAY PACKERS

Overall: 26–34–1

Home: 16–11–1

Away: 10–23

| Date | Win | Score | Location | Date | Win | Score | Location | Date | Win | Score | Location |
|----------|---------|-------|----------|----------|---------|-------|----------|-----------------------------|--------------|------------|----------|
| 11/26/50 | Packers | 25–21 | GB | 10/21/62 | Packers | 31–13 | M | 12/06/87 | 49ers | 23–12 | GB |
| 12/10/50 | 49ers | 30–14 | SF | 12/09/62 | Packers | 31–21 | SF | 11/19/89 | Packers | 21–17 | SF |
| 12/09/51 | 49ers | 31–19 | SF | 11/24/63 | Packers | 28–10 | M | 11/04/90 | 49ers | 24–20 | GB |
| 12/14/52 | 49ers | 24–14 | SF | 12/14/63 | Packers | 21–17 | SF | 01/06/96 (d) Packers | 27–17 | SF | |
| 11/22/53 | 49ers | 37–7 | M | 10/11/64 | Packers | 24–14 | M | 10/14/96 | Packers | 23–20 (OT) | GB |
| 12/06/53 | 49ers | 48–14 | SF | 11/15/64 | 49ers | 24–14 | SF | 01/04/97 (d) Packers | 35–14 | GB | |
| 10/10/54 | 49ers | 23–17 | M | 10/10/65 | Packers | 27–10 | GB | 01/11/98 (c) Packers | 23–10 | SF | |
| 12/05/54 | 49ers | 35–0 | SF | 12/19/65 | Tie | 24–24 | SF | 11/01/98 | Packers | 36–22 | GB |
| 11/20/55 | Packers | 27–21 | M | 10/09/66 | 49ers | 21–20 | SF | 01/03/99 (w) 49ers | 30–27 | SF | |
| 12/04/55 | Packers | 28–7 | SF | 12/04/66 | Packers | 20–7 | M | 11/29/99 | Packers | 20–3 | SF |
| 11/18/56 | 49ers | 17–16 | GB | 11/19/67 | Packers | 13–0 | GB | 10/15/00 | Packers | 31–28 | GB |
| 12/08/56 | 49ers | 38–20 | SF | 12/01/68 | 49ers | 27–20 | SF | 01/13/02 (w) Packers | 25–15 | GB | |
| 10/20/57 | 49ers | 24–14 | M | 09/28/69 | Packers | 14–7 | M | 12/15/02 | Packers | 20–14 | SF |
| 12/15/57 | 49ers | 27–20 | SF | 11/01/70 | 49ers | 26–10 | SF | 11/23/03 | Packers | 20–10 | GB |
| 11/23/58 | 49ers | 33–12 | M | 11/05/72 | Packers | 34–24 | M | 12/10/06 | Packers | 30–19 | SF |
| 12/07/58 | 49ers | 48–21 | SF | 11/26/73 | 49ers | 20–6 | SF | 11/22/09 | Packers | 30–24 | GB |
| 10/11/59 | Packers | 21–20 | GB | 12/08/74 | 49ers | 7–6 | SF | 12/5/10 | Packers | 34–16 | GB |
| 12/13/59 | Packers | 36–14 | SF | 09/12/76 | 49ers | 26–14 | GB | | | | |
| 10/23/60 | Packers | 41–14 | M | 12/18/77 | Packers | 16–14 | M | | | | |
| 12/10/60 | Packers | 13–0 | SF | 11/09/80 | Packers | 23–16 | M | | | | |
| 09/24/61 | Packers | 30–10 | GB | 10/18/81 | 49ers | 13–3 | M | | | | |
| 12/10/61 | 49ers | 22–21 | SF | 10/26/86 | 49ers | 31–17 | M | | | | |

(c) – NFC Championship (d) – NFC Divisional Playoff (w) – Wild Card Game (M) – Milwaukee (GB) – Green Bay

| | | | |
|---|------------------------------|---|---------------------------------|
| Record: At Candlestick Park: (3–6) | Lambeau Field: (4–13) | Points: At Candlestick Park: (137–180) | Lambeau Field: (300–412) |
|---|------------------------------|---|---------------------------------|



HOUSTON TEXANS

Overall: 1–1

Home: 1–0

Away: 0–1

| Date | Win | Score | Location | Date | Win | Score | Location |
|------|-------|------------|----------|------|--------|-------|----------|
| 2005 | 49ers | 20–17 (OT) | SF | 2009 | Texans | 24–21 | H |

| | | | |
|---|-------------------------------|---|---------------------------------|
| Record: At Candlestick Park: (1–0) | Reliant Stadium: (0–1) | Points: At Candlestick Park: (20–17) | Reliant Stadium: (24–21) |
|---|-------------------------------|---|---------------------------------|



INDIANAPOLIS COLTS

Overall: 18–24

Home: 11–10

Away: 7–14

| Date | Win | Score | Location | Date | Win | Score | Location | Date | Win | Score | Location |
|----------|-------|-------|----------|----------|-------|-------|----------|----------|-------|-------|----------|
| 11/29/53 | 49ers | 38–21 | B | 12/18/60 | 49ers | 34–10 | SF | 09/15/68 | Colts | 27–10 | B |
| 12/13/53 | 49ers | 45–14 | SF | 12/03/61 | Colts | 20–17 | B | 10/13/68 | Colts | 42–14 | SF |
| 11/28/54 | Colts | 17–13 | B | 12/16/61 | Colts | 27–24 | SF | 10/26/69 | 49ers | 24–21 | B |
| 12/11/54 | 49ers | 10–7 | SF | 10/07/62 | 49ers | 21–13 | B | 11/16/69 | 49ers | 20–17 | SF |
| 11/27/55 | Colts | 26–14 | B | 11/04/62 | Colts | 22–3 | SF | 11/12/72 | 49ers | 24–21 | SF |
| 12/11/55 | 49ers | 35–24 | SF | 09/22/63 | Colts | 20–14 | SF | 10/05/86 | 49ers | 35–14 | SF |
| 12/02/56 | 49ers | 20–17 | B | 10/13/63 | Colts | 20–3 | B | 09/10/89 | 49ers | 30–24 | I |
| 12/16/56 | 49ers | 30–17 | SF | 11/01/64 | Colts | 37–7 | B | 10/15/95 | Colts | 18–17 | I |
| 11/24/57 | Colts | 27–21 | B | 11/29/64 | Colts | 14–3 | SF | 10/18/98 | 49ers | 34–31 | SF |
| 12/08/57 | 49ers | 17–13 | SF | 10/03/65 | Colts | 27–24 | B | 11/25/01 | 49ers | 40–21 | I |
| 11/30/58 | Colts | 35–27 | B | 10/31/65 | Colts | 34–28 | SF | 10/09/05 | Colts | 28–3 | SF |
| 12/14/58 | 49ers | 21–12 | SF | 09/25/66 | Colts | 36–14 | B | 11/01/09 | Colts | 18–14 | I |
| 11/22/59 | Colts | 45–14 | B | 12/18/66 | Colts | 30–14 | SF | | | | |
| 12/05/59 | Colts | 34–14 | SF | 10/01/67 | Colts | 41–7 | B | | | | |
| 11/27/60 | 49ers | 30–22 | B | 11/26/67 | Colts | 26–9 | SF | | | | |

(B) – Baltimore (I) – Indianapolis

| | | | |
|---|---------------------------------|---|-----------------------------------|
| Record: At Candlestick Park: (3–1) | Lucas Oil Stadium: (0–1) | Points: At Candlestick Park: (96–94) | Lucas Oil Stadium: (14–18) |
|---|---------------------------------|---|-----------------------------------|



JACKSONVILLE JAGUARS

Overall: 1–2


Home: 1–0

Away: 0–2


| Date | Win | Score | Location | Date | Win | Score | Location | Date | Win | Score | Location |
|----------|---------|-------|----------|----------|---------|-------|----------|----------|-------|-------|----------|
| 09/12/99 | Jaguars | 41–3 | J | 12/18/05 | Jaguars | 10–9 | J | 11/29/09 | 49ers | 20–3 | SF |

| | | | |
|---|--------------------------------------|--|--|
| Record: At Candlestick Park: (1–0) | Jacksonville Municipal: (0–2) | Points: At Candlestick Park: (20–3) | Jacksonville Municipal: (12–51) |
|---|--------------------------------------|--|--|




|  KANSAS CITY CHIEFS | | | | Overall: 6-5 | | | | Home: 4-1 | | Away: 2-4 | | | |
|--|--------|-------|----------|--------------|--------|-------|----------|-----------|--------|-----------|----------|--|--|
| Date | Win | Score | Location | Date | Win | Score | Location | Date | Win | Score | Location | | |
| 12/06/71 | Chiefs | 26-17 | SF | 12/14/91 | 49ers | 28-14 | SF | 11/10/02 | 49ers | 17-13 | SF | | |
| 10/05/75 | 49ers | 20-3 | KC | 09/11/94 | Chiefs | 24-17 | KC | 10/01/06 | Chiefs | 41-0 | KC | | |
| 12/26/82 | 49ers | 26-13 | KC | 11/30/97 | Chiefs | 44-9 | KC | 09/26/10 | Chiefs | 31-10 | KC | | |
| 11/17/85 | 49ers | 31-3 | SF | 11/12/00 | 49ers | 21-7 | SF | | | | | | |

| | | | |
|---|---------------------------------|--|------------------------------------|
| Record: At Candlestick Park: (4-1) | Arrowhead Stadium: (2-4) | Points: At Candlestick Park: (114-63) | Arrowhead Stadium: (82-156) |
|---|---------------------------------|--|------------------------------------|

|  MIAMI DOLPHINS | | | | Overall: 5-6 | | | | Home: 2-3 | | Away: 2-3 | | Neutral: 1-0 | |
|--|----------|-------|----------|---------------------------|--------------|-----------|----------|-----------|----------|-----------|----------|--------------|--|
| Date | Win | Score | Location | Date | Win | Score | Location | Date | Win | Score | Location | | |
| 09/16/73 | Dolphins | 21-13 | M | 01/20/85 (s) 49ers | 38-16 | ST | | 12/16/01 | 49ers | 21-0 | SF | | |
| 09/25/77 | Dolphins | 19-15 | SF | 09/28/86 | 49ers | 31-16 | M | 11/28/04 | Dolphins | 24-17 | SF | | |
| 11/16/80 | Dolphins | 17-13 | M | 12/06/92 | 49ers | 27-3 | SF | 12/14/08 | Dolphins | 14-9 | M | | |
| 11/06/83 | Dolphins | 20-17 | SF | 11/20/95 | 49ers | 44-20 | M | | | | | | |


(s) - Super Bowl XIX (Stanford, CA)

| | | | |
|---|--------------------------------|---|----------------------------------|
| Record: At Candlestick Park: (2-3) | Sun Life Stadium: (1-1) | Points: At Candlestick Park: (97-66) | Sun Life Stadium: (53-34) |
|---|--------------------------------|---|----------------------------------|

|  MINNESOTA VIKINGS | | | | Overall: 22-21-1 | | | | Home: 13-8-1 | | Away: 9-13 | | | |
|---|--------------|----------|----------|-----------------------------|--------------|------------|----------|---------------------------|--------------|------------|----------|--|--|
| Date | Win | Score | Location | Date | Win | Score | Location | Date | Win | Score | Location | | |
| 10/15/61 | 49ers | 38-24 | M | 11/07/71 | 49ers | 13-9 | M | 09/15/91 | Vikings | 17-14 | M | | |
| 11/26/61 | 49ers | 38-28 | SF | 12/16/72 | 49ers | 20-17 | SF | 12/13/92 | 49ers | 20-17 | M | | |
| 09/30/62 | 49ers | 21-7 | SF | 10/14/73 | Vikings | 17-13 | SF | 10/03/93 | 49ers | 38-19 | SF | | |
| 12/02/62 | 49ers | 35-12 | M | 09/21/75 | Vikings | 27-17 | M | 12/26/94 | Vikings | 21-14 | M | | |
| 09/15/63 | Vikings | 24-20 | SF | 11/29/76 | 49ers | 20-16 | SF | 12/18/95 | 49ers | 37-30 | SF | | |
| 09/29/63 | Vikings | 45-14 | M | 12/04/77 | Vikings | 28-27 | M | 12/07/97 | 49ers | 28-17 | SF | | |
| 10/25/64 | Vikings | 27-22 | SF | 09/02/79 | Vikings | 28-22 | M | 01/03/98 (d) 49ers | 38-22 | SF | | | |
| 11/08/64 | Vikings | 24-7 | M | 09/08/83 | 49ers | 48-17 | M | 10/24/99 | Vikings | 40-16 | M | | |
| 10/24/65 | Vikings | 42-41 | SF | 12/08/84 | 49ers | 51-7 | SF | 09/28/03 | Vikings | 35-7 | M | | |
| 11/28/65 | 49ers | 45-24 | M | 09/08/85 | Vikings | 28-21 | M | 11/05/06 | 49ers | 9-3 | SF | | |
| 09/11/66 | Tie | 20-20 | SF | 10/12/86 | Vikings | 27-24 (OT) | SF | 12/09/07 | Vikings | 27-7 | SF | | |
| 10/30/66 | Vikings | 28-3 | M | 01/09/88 (d) Vikings | 36-24 | SF | | 09/27/09 | Vikings | 27-24 | M | | |
| 09/17/67 | 49ers | 27-21 | M | 10/30/88 | 49ers | 24-21 | SF | | | | | | |
| 12/08/68 | Vikings | 30-20 | SF | 01/01/89 (d) 49ers | 34-9 | SF | | | | | | | |
| 12/14/69 | Vikings | 10-7 | M | 01/06/90 (d) 49ers | 41-13 | SF | | | | | | | |
| 12/27/70 (d) 49ers | 17-14 | M | | 12/30/90 | 49ers | 20-17 | M | | | | | | |

(d) - NFC Divisional Playoff

| | | | |
|--|-------------------------|---|-----------------------------|
| Record: At Candlestick Park: (11-4) | Metrodome: (3-6) | Points: At Candlestick Park: (408-281) | Metrodome: (184-219) |
|--|-------------------------|---|-----------------------------|

|  NEW ENGLAND PATRIOTS | | | | Overall: 7-4 | | | | Home: 4-1 | | Away: 3-3 | | | |
|--|----------|-------|----------|--------------|-------|-------|----------|-----------|----------|-----------|----------|--|--|
| Date | Win | Score | Location | Date | Win | Score | Location | Date | Win | Score | Location | | |
| 10/31/71 | 49ers | 27-10 | SF | 12/14/86 | 49ers | 29-24 | NE | 12/20/98 | Patriots | 24-21 | NE | | |
| 10/26/75 | Patriots | 24-16 | NE | 10/22/89 | 49ers | 37-20 | S | 01/02/05 | Patriots | 21-7 | NE | | |
| 11/30/80 | 49ers | 21-17 | SF | 10/11/92 | 49ers | 24-12 | NE | 10/05/08 | Patriots | 30-21 | SF | | |
| 10/02/83 | 49ers | 33-13 | NE | 09/17/95 | 49ers | 28-3 | SF | | | | | | |

(S) - Stanford, CA

| | | | |
|---|--------------------------------|---|---------------------------------|
| Record: At Candlestick Park: (3-1) | Gillette Stadium: (0-1) | Points: At Candlestick Park: (97-60) | Gillette Stadium: (7-21) |
|---|--------------------------------|---|---------------------------------|



| NEW ORLEANS SAINTS | | | | Overall: 46–24–2 | | | | Home: 23–11–2 | | Away: 23–13 | |
|--------------------|--------|------------|----------|------------------|--------|-------|----------|-----------------------------------|--------|-------------|----------|
| Date | Win | Score | Location | Date | Win | Score | Location | Date | Win | Score | Location |
| 10/22/67 | 49ers | 27–13 | SF | 09/27/81 | 49ers | 21–14 | SF | 11/22/93 | 49ers | 42–7 | SF |
| 11/23/69 | Saints | 43–38 | NO | 12/20/81 | 49ers | 21–17 | NO | 09/25/94 | 49ers | 24–13 | SF |
| 10/18/70 | Tie | 20–20 | SF | 11/28/82 | Saints | 23–20 | SF | 11/28/94 | 49ers | 35–14 | NO |
| 12/13/70 | 49ers | 38–27 | NO | 10/16/83 | 49ers | 32–13 | NO | 09/03/95 | 49ers | 24–22 | NO |
| 09/26/71 | 49ers | 38–20 | NO | 11/13/83 | 49ers | 27–0 | SF | 10/29/95 | Saints | 11–7 | SF |
| 11/14/71 | Saints | 26–20 | SF | 09/16/84 | 49ers | 30–20 | SF | 09/01/96 | 49ers | 27–11 | SF |
| 10/01/72 | 49ers | 37–2 | NO | 11/25/84 | 49ers | 35–3 | NO | 11/03/96 | 49ers | 24–17 | NO |
| 10/22/72 | Tie | 20–20 | SF | 09/29/85 | Saints | 20–17 | SF | 09/14/97 | 49ers | 33–7 | SF |
| 10/21/73 | 49ers | 40–0 | SF | 12/15/85 | 49ers | 31–19 | NO | 10/26/97 | 49ers | 23–0 | NO |
| 12/09/73 | Saints | 16–10 | NO | 09/21/86 | 49ers | 26–17 | SF | 10/11/98 | 49ers | 31–0 | NO |
| 09/15/73 | 49ers | 17–13 | NO | 11/02/86 | Saints | 23–10 | NO | 11/22/98 | 49ers | 31–20 | SF |
| 12/15/74 | 49ers | 35–21 | SF | 10/25/87 | 49ers | 24–22 | NO | 09/19/99 | 49ers | 28–21 | SF |
| 10/19/75 | 49ers | 35–21 | SF | 11/15/87 | Saints | 26–24 | SF | 11/14/99 | Saints | 24–6 | NO |
| 11/23/75 | 49ers | 16–6 | NO | 09/04/88 | 49ers | 34–33 | NO | 11/05/00 | Saints | 31–15 | NO |
| 10/17/76 | 49ers | 33–3 | SF | 12/11/88 | 49ers | 30–17 | SF | 12/10/00 | Saints | 31–27 | SF |
| 12/12/76 | 49ers | 27–7 | NO | 10/08/89 | 49ers | 24–20 | NO | 11/11/01 | 49ers | 28–27 | SF |
| 11/13/77 | 49ers | 10–7 (OT) | NO | 11/06/89 | 49ers | 31–13 | SF | 01/06/02 | 49ers | 38–0 | NO |
| 11/27/77 | 49ers | 20–17 | SF | 09/10/90 | 49ers | 13–12 | NO | 10/20/02 | Saints | 35–27 | NO |
| 10/15/78 | Saints | 14–7 | SF | 12/23/90 | Saints | 13–10 | SF | 09/19/04 | Saints | 30–27 | NO |
| 12/03/78 | Saints | 24–13 | NO | 11/10/91 | Saints | 10–3 | NO | 12/03/06 | Saints | 34–10 | NO |
| 09/23/79 | Saints | 30–21 | SF | 12/01/91 | 49ers | 38–24 | SF | 10/28/07 | Saints | 31–10 | SF |
| 11/11/79 | Saints | 31–20 | NO | 09/27/92 | 49ers | 16–10 | NO | 09/28/08 | Saints | 31–17 | NO |
| 09/07/80 | 49ers | 26–23 | NO | 11/15/92 | 49ers | 21–20 | SF | 09/20/10 | Saints | 25–22 | SF |
| 12/07/80 | 49ers | 38–35 (OT) | SF | 09/26/93 | Saints | 16–13 | NO | 1/14/12 (d) 49ers 36–32 SF | | | |

(d) – NFC Divisional Playoff

| | | | |
|---|---------------------------|---|-----------------------------|
| Record: At Candlestick Park: (22–11–1) | Superdome: (19–11) | Points: At Candlestick Park: (879–630) | Superdome: (645–534) |
|---|---------------------------|---|-----------------------------|

| NEW YORK GIANTS | | | | Overall: 18–17 | | | | Home: 11–7 | | Away: 7–10 | |
|-----------------|--------|-------|----------|-------------------------------------|--------|-------|----------|------------------------------------|--------|------------|----------|
| Date | Win | Score | Location | Date | Win | Score | Location | Date | Win | Score | Location |
| 11/09/52 | Giants | 23–14 | NY | 11/29/81 | 49ers | 17–10 | SF | 09/02/91 | Giants | 16–14 | NY |
| 09/30/56 | Giants | 38–21 | SF | 01/03/82 (d) 49ers 38–24 SF | | | | 09/06/92 | 49ers | 31–14 | NY |
| 12/01/57 | 49ers | 27–17 | NY | 10/08/84 | 49ers | 31–10 | NY | 01/15/94 (d) 49ers 44–3 SF | | | |
| 09/25/60 | Giants | 21–19 | SF | 12/29/84 (d) 49ers 21–10 SF | | | | 10/01/95 | 49ers | 20–6 | SF |
| 11/17/63 | Giants | 48–14 | NY | 12/29/85 (w) Giants 17–3 NY | | | | 11/30/98 | 49ers | 31–7 | SF |
| 10/20/68 | 49ers | 26–10 | NY | 12/01/86 | Giants | 21–17 | SF | 09/05/02 | 49ers | 16–13 | NY |
| 10/15/72 | Giants | 23–17 | SF | 01/04/87 (d) Giants 49–3 NY | | | | 01/05/03 (w) 49ers 39–38 SF | | | |
| 12/21/75 | Giants | 26–23 | SF | 10/05/87 | 49ers | 41–21 | NY | 11/06/05 | Giants | 24–6 | SF |
| 10/16/77 | Giants | 20–17 | NY | 09/11/88 | 49ers | 20–17 | NY | 10/21/07 | Giants | 33–15 | NY |
| 09/24/78 | Giants | 27–10 | NY | 11/27/89 | 49ers | 34–24 | SF | 10/19/08 | Giants | 29–17 | NY |
| 10/14/79 | Giants | 32–16 | NY | 12/03/90 | 49ers | 7–3 | SF | 11/13/11 | 49ers | 27–20 | SF |
| 11/23/80 | 49ers | 12–0 | SF | 01/20/91 (c) Giants 15–13 SF | | | | | | | |

(d) – NFC Divisional Playoff

(c) – NFC Championship Game

(w) – Wild Card Game

| | | | |
|--|------------------------------|---|----------------------------------|
| Record: At Candlestick Park: (11–5) | Giants Stadium: (5–8) | Points: At Candlestick Park: (366–254) | Giants Stadium: (234–298) |
|--|------------------------------|---|----------------------------------|

| NEW YORK JETS | | | | Overall: 9–2 | | | | Home: 4–1 | | Away: 5–1 | |
|---------------|-------|-------|----------|--------------|-------|------------|----------|-----------|-------|-----------|----------|
| Date | Win | Score | Location | Date | Win | Score | Location | Date | Win | Score | Location |
| 11/28/71 | 49ers | 24–21 | NY | 12/07/86 | 49ers | 24–10 | SF | 10/01/01 | 49ers | 19–17 | NY |
| 10/03/76 | 49ers | 17–6 | SF | 10/29/89 | 49ers | 23–10 | NY | 10/17/04 | Jets | 22–14 | NY |
| 09/21/80 | 49ers | 32–27 | NY | 09/20/92 | 49ers | 31–14 | NY | 12/07/08 | 49ers | 24–14 | SF |
| 10/30/83 | Jets | 27–13 | SF | 09/06/98 | 49ers | 36–30 (OT) | SF | | | | |

| | | | |
|---|---------------------------------------|--|---------------------------------------|
| Record: At Candlestick Park: (4–1) | New Meadowlands Stadium: (0–0) | Points: At Candlestick Park: (114–87) | New Meadowlands Stadium: (0–0) |
|---|---------------------------------------|--|---------------------------------------|



OAKLAND RAIDERS Overall: 6-6 Home: 3-4 Away: 3-2

| Date | Win | Score | Location | Date | Win | Score | Location | Date | Win | Score | Location |
|----------|---------|-------|----------|----------|---------|-------|----------|----------|---------|------------|----------|
| 12/20/70 | 49ers | 38-7 | O | 09/22/85 | 49ers | 34-10 | LA | 10/08/00 | Raiders | 34-28 (OT) | SF |
| 10/27/74 | Raiders | 35-24 | SF | 11/13/88 | Raiders | 9-3 | SF | 11/03/02 | 49ers | 23-20 (OT) | O |
| 11/04/79 | Raiders | 23-10 | O | 09/29/91 | Raiders | 12-6 | LA | 10/08/06 | 49ers | 34-20 | SF |
| 09/12/82 | Raiders | 23-17 | SF | 09/05/94 | 49ers | 44-14 | SF | 10/17/10 | 49ers | 17-9 | SF |

(LA) = Los Angeles (O) = Oakland

Record: At Candlestick Park: (3-4) Oakland Coliseum: (2-1) **Points:** At Candlestick Park: (167-144) Oakland Coliseum: (71-50)

PHILADELPHIA EAGLES Overall: 18-12-1 Home: 8-8 Away: 10-4-1

| Date | Win | Score | Location | Date | Win | Score | Location | Date | Win | Score | Location |
|----------|--------|-------|----------|---------------------------|-------------|------------|----------|----------|--------|------------|----------|
| 10/06/51 | Eagles | 21-14 | P | 11/30/75 | Eagles | 27-17 | P | 12/22/01 | 49ers | 13-3 | SF |
| 09/27/51 | 49ers | 31-21 | SF | 09/03/83 | Eagles | 22-17 | SF | 11/25/02 | Eagles | 38-17 | SF |
| 11/25/56 | Tie | 10-10 | P | 09/23/84 | 49ers | 21-9 | P | 12/21/03 | 49ers | 31-28 (OT) | P |
| 10/19/58 | 49ers | 30-24 | P | 11/03/85 | 49ers | 24-13 | SF | 09/18/05 | Eagles | 42-3 | P |
| 09/27/59 | 49ers | 24-14 | SF | 09/24/89 | 49ers | 38-28 | P | 09/24/06 | Eagles | 38-24 | SF |
| 09/20/64 | 49ers | 28-24 | P | 10/27/91 | 49ers | 23-7 | P | 10/12/08 | Eagles | 40-26 | SF |
| 11/20/66 | Eagles | 35-34 | SF | 11/29/92 | 49ers | 20-14 | SF | 12/20/09 | Eagles | 27-13 | P |
| 10/15/67 | 49ers | 28-27 | P | 01/03/94 | Eagles | 37-34 (OT) | SF | 10/10/10 | Eagles | 27-24 | SF |
| 12/21/69 | 49ers | 14-13 | SF | 10/02/94 | Eagles | 40-8 | SF | 10/2/11 | 49ers | 24-23 | P |
| 10/03/71 | 49ers | 31-3 | P | 12/29/96 (w) 49ers | 14-0 | SF | | | | | |
| 12/02/73 | 49ers | 38-28 | SF | 11/10/97 | 49ers | 24-12 | P | | | | |

(w) - Wild Card Game

Record: At Candlestick Park: (5-7) Lincoln Financial: (2-2) **Points:** At Candlestick Park: (259-300) Lincoln Financial: (71-120)

PITTSBURGH STEELERS Overall: 11-9 Home: 6-5 Away: 5-4

| Date | Win | Score | Location | Date | Win | Score | Location | Date | Win | Score | Location |
|----------|----------|-------|----------|----------|----------|-------|----------|----------|----------|-------|----------|
| 10/14/51 | 49ers | 28-24 | P | 12/15/73 | Steelers | 37-14 | SF | 09/05/93 | 49ers | 24-13 | P |
| 12/07/52 | Steelers | 24-7 | SF | 09/19/77 | Steelers | 27-0 | P | 12/15/96 | 49ers | 25-15 | P |
| 11/20/54 | 49ers | 31-3 | SF | 11/27/78 | Steelers | 24-7 | SF | 11/07/99 | Steelers | 27-6 | SF |
| 09/28/58 | 49ers | 23-20 | SF | 11/01/81 | 49ers | 17-14 | P | 11/17/03 | 49ers | 30-14 | SF |
| 10/29/61 | Steelers | 20-10 | P | 10/14/84 | Steelers | 20-17 | SF | 09/23/07 | Steelers | 37-16 | P |
| 09/26/65 | 49ers | 27-17 | SF | 09/13/87 | Steelers | 30-17 | P | 12/19/11 | 49ers | 20-3 | SF |
| 11/24/68 | 49ers | 45-28 | P | 10/21/90 | 49ers | 27-7 | SF | | | | |

Record: At Candlestick Park: (3-4) Three Rivers Stadium: (3-3) **Points:** At Candlestick Park: (121-124) Three Rivers Stadium: (99-136)

SAN DIEGO CHARGERS Overall: 7-6 Home: 3-2 Away: 3-4 Neutral: 1-0

| Date | Win | Score | Location | Date | Win | Score | Location | Date | Win | Score | Location |
|----------|----------|-----------|----------|---------------------------|--------------|----------|----------|----------|----------|------------|----------|
| 09/17/72 | 49ers | 34-3 | SF | 09/08/91 | 49ers | 34-14 | SF | 11/17/02 | Chargers | 20-17 (OT) | SD |
| 12/05/76 | Chargers | 13-7 (OT) | D | 12/11/94 | 49ers | 38-15 | SD | 10/15/06 | Chargers | 48-19 | SF |
| 09/30/79 | Chargers | 31-9 | SD | 01/29/95 (s) 49ers | 49-26 | M | 12/16/10 | Chargers | 34-7 | SD | |
| 12/11/82 | Chargers | 41-37 | SF | 11/23/97 | 49ers | 17-10 | SF | | | | |
| 11/27/88 | 49ers | 48-10 | SD | 12/03/00 | 49ers | 45-17 | SD | | | | |

(s) - Super Bowl XXIX (Joe Robbie Stadium - Miami, FL)

Record: At Candlestick Park: (3-2) Qualcomm Stadium: (3-4) **Points:** At Candlestick Park: (141-116) Qualcomm Stadium: (171-140)

SEATTLE SEAHAWKS Overall: 13-13 Home: 6-6 Away: 7-7

| Date | Win | Score | Location | Date | Win | Score | Location | Date | Win | Score | Location |
|----------|----------|-------|----------|----------|----------|-------|----------|----------|----------|------------|----------|
| 09/26/76 | 49ers | 37-21 | S | 12/27/03 | Seahawks | 24-17 | SF | 09/14/08 | 49ers | 33-30 (OT) | S |
| 10/07/79 | Seahawks | 35-24 | SF | 09/26/04 | Seahawks | 34-0 | S | 10/26/08 | Seahawks | 34-13 | SF |
| 11/25/85 | 49ers | 19-6 | SF | 11/07/04 | Seahawks | 42-27 | SF | 09/20/09 | 49ers | 23-10 | SF |
| 09/25/88 | 49ers | 38-7 | S | 11/20/05 | Seahawks | 27-25 | SF | 12/06/09 | Seahawks | 20-17 | S |
| 12/08/91 | 49ers | 24-22 | S | 12/11/05 | Seahawks | 41-3 | S | 09/12/10 | Seahawks | 31-6 | S |
| 12/21/97 | Seahawks | 38-9 | S | 11/19/06 | 49ers | 20-14 | SF | 12/12/10 | 49ers | 40-21 | SF |
| 10/14/02 | 49ers | 28-21 | S | 12/14/06 | 49ers | 24-14 | S | 9/11/11 | 49ers | 33-17 | SF |
| 12/01/02 | 49ers | 31-24 | SF | 09/30/07 | Seahawks | 23-3 | SF | 12/24/11 | 49ers | 19-17 | S |
| 10/12/03 | Seahawks | 20-19 | S | 11/12/07 | Seahawks | 24-0 | S | | | | |

Record: At Candlestick Park: (6-6) CenturyLink Field: (4-6) **Points:** At Candlestick Park: (275-277) CenturyLink Field: (149-252)



ST. LOUIS RAMS

Overall: 62-61-2

Home: 31-31-1

Away: 31-30-1

| Date | Win | Score | Location | Date | Win | Score | Location | Date | Win | Score | Location |
|----------|-------|-------|----------|---------------------|--------------|-------------|-----------|----------|-------|------------|----------|
| 10/01/50 | Rams | 35-14 | SF | 11/21/71 | Rams | 17-6 | LA | 11/22/92 | 49ers | 27-10 | A |
| 11/05/50 | Rams | 28-21 | LA | 10/08/72 | Rams | 31-7 | LA | 10/31/93 | 49ers | 40-17 | SF |
| 10/28/51 | 49ers | 44-17 | SF | 12/04/72 | Rams | 26-16 | SF | 11/28/93 | 49ers | 35-10 | A |
| 11/04/51 | Rams | 23-16 | LA | 09/30/73 | Rams | 40-20 | SF | 09/18/94 | 49ers | 34-19 | A |
| 11/23/52 | Rams | 35-9 | LA | 11/18/73 | Rams | 31-13 | LA | 11/20/94 | 49ers | 31-27 | SF |
| 11/30/52 | Rams | 34-21 | SF | 10/20/74 | Rams | 37-14 | LA | 10/22/95 | 49ers | 44-10 | SL |
| 10/04/53 | 49ers | 31-30 | SF | 11/04/74 | Rams | 15-13 | SF | 11/26/95 | 49ers | 41-13 | SF |
| 11/08/53 | 49ers | 31-27 | LA | 09/28/75 | Rams | 23-14 | SF | 09/08/96 | 49ers | 34-0 | SF |
| 10/03/54 | Tie | 24-24 | LA | 11/09/75 | 49ers | 24-23 | LA | 10/06/96 | 49ers | 28-11 | SL |
| 11/07/54 | Rams | 42-34 | SF | 10/11/76 | 49ers | 16-0 | LA | 09/07/97 | 49ers | 15-12 | SF |
| 09/25/55 | Rams | 23-14 | SF | 11/21/76 | Rams | 23-3 | SF | 10/12/97 | 49ers | 30-10 | SL |
| 11/06/55 | Rams | 27-14 | LA | 10/02/77 | Rams | 34-14 | LA | 10/25/98 | 49ers | 28-10 | SL |
| 10/07/56 | 49ers | 33-30 | SF | 11/20/77 | Rams | 23-10 | SF | 12/27/98 | 49ers | 38-19 | SF |
| 11/11/56 | Rams | 30-6 | LA | 10/08/78 | Rams | 27-10 | LA | 10/10/99 | Rams | 42-20 | SL |
| 10/06/57 | 49ers | 23-20 | SF | 11/19/78 | Rams | 31-28 | SF | 11/21/99 | Rams | 23-7 | SF |
| 11/10/57 | Rams | 37-24 | LA | 09/16/79 | Rams | 27-24 | LA | 09/17/00 | Rams | 41-24 | SL |
| 10/05/58 | Rams | 33-3 | SF | 11/25/79 | Rams | 26-20 | SF | 10/29/00 | Rams | 34-24 | SF |
| 11/09/58 | Rams | 56-7 | LA | 10/05/80 | Rams | 48-26 | A | 09/23/01 | Rams | 30-26 | SF |
| 10/04/59 | 49ers | 34-0 | SF | 10/19/80 | Rams | 31-17 | SF | 12/09/01 | Rams | 27-14 | SL |
| 11/08/59 | 49ers | 24-16 | LA | 10/25/81 | 49ers | 20-17 | SF | 10/06/02 | 49ers | 37-13 | SF |
| 10/02/60 | 49ers | 13-9 | SF | 11/22/81 | 49ers | 33-31 | A | 12/30/02 | Rams | 30-21 | SL |
| 12/04/60 | 49ers | 23-7 | LA | 12/02/82 | 49ers | 30-24 | A | 09/14/03 | Rams | 27-24 (OT) | SL |
| 10/08/61 | 49ers | 35-0 | SF | 01/02/83 | Rams | 21-20 | SF | 11/02/03 | 49ers | 30-10 | SF |
| 11/12/61 | Rams | 17-7 | LA | 10/09/83 | Rams | 10-7 | SF | 10/03/04 | Rams | 24-14 | SF |
| 10/27/62 | Rams | 28-14 | SF | 10/23/83 | 49ers | 45-35 | A | 12/05/04 | Rams | 16-6 | SL |
| 11/18/62 | 49ers | 24-17 | LA | 10/28/84 | 49ers | 33-0 | A | 09/11/05 | 49ers | 28-25 | SF |
| 10/27/63 | Rams | 28-21 | LA | 12/14/84 | 49ers | 19-16 | SF | 12/24/05 | 49ers | 24-20 | SL |
| 12/01/63 | Rams | 21-17 | SF | 10/27/85 | 49ers | 28-14 | A | 09/17/06 | 49ers | 20-13 | SF |
| 10/18/64 | Rams | 42-14 | LA | 12/09/85 | Rams | 27-20 | SF | 11/26/06 | Rams | 20-17 | SL |
| 12/06/64 | 49ers | 28-7 | SF | 09/14/86 | Rams | 16-13 | A | 09/16/07 | 49ers | 17-16 | SL |
| 10/17/65 | 49ers | 45-21 | LA | 12/19/86 | 49ers | 24-14 | SF | 11/18/07 | Rams | 13-9 | SF |
| 11/21/65 | 49ers | 30-27 | SF | 11/01/87 | 49ers | 31-10 | A | 11/16/08 | 49ers | 35-16 | SF |
| 09/30/66 | Rams | 34-3 | LA | 12/27/87 | 49ers | 48-0 | SF | 12/21/08 | 49ers | 17-16 | SL |
| 11/06/66 | 49ers | 21-13 | SF | 10/16/88 | 49ers | 24-21 | A | 10/04/09 | 49ers | 35-0 | SF |
| 10/08/67 | 49ers | 27-24 | LA | 12/18/88 | Rams | 38-16 | SF | 01/03/10 | 49ers | 28-6 | SL |
| 11/05/67 | Rams | 17-7 | SF | 10/01/89 | Rams | 13-12 | SF | 11/14/10 | 49ers | 23-20 (OT) | SF |
| 10/06/68 | Rams | 24-10 | LA | 12/11/89 | 49ers | 30-27 | A | 12/26/10 | Rams | 25-17 | SL |
| 11/17/68 | Tie | 20-20 | SF | 01/14/90 (c) | 49ers | 30-3 | SF | 12/4/11 | 49ers | 26-0 | SF |
| 10/12/69 | Rams | 27-21 | SF | 11/25/90 | Rams | 28-17 | SF | 1/1/12 | 49ers | 34-27 | SL |
| 11/09/69 | Rams | 41-30 | LA | 12/17/90 | 49ers | 26-10 | A | | | | |
| 10/11/70 | 49ers | 20-6 | LA | 09/22/91 | 49ers | 27-10 | SF | | | | |
| 11/29/70 | Rams | 30-13 | SF | 11/25/91 | 49ers | 33-10 | A | | | | |
| 10/10/71 | Rams | 20-13 | SF | 10/04/92 | 49ers | 27-24 | SF | | | | |

(c) - NFC Championship Game (LA) = Los Angeles (A) = Anaheim (SL) = St. Louis

| | |
|--|--|
| Record: At Candlestick Park: (21-21) Edward Jones Dome: (8-8) | Points: At Candlestick Park: (969-786) Edward Jones Dome: (333-347) |
|--|--|



TAMPA BAY BUCCANEERS

Overall: 16-5

Home: 12-2

Away: 4-3

| Date | Win | Score | Location | Date | Win | Score | Location | Date | Win | Score | Location |
|----------|-------|-------|----------|----------|-------|-------|----------|-----------------|-------------|-------------|-----------|
| 10/30/77 | 49ers | 20-10 | SF | 11/22/87 | 49ers | 24-10 | TB | 01/12/03 | Bucs | 31-6 | TB |
| 12/10/78 | 49ers | 6-3 | SF | 09/17/89 | 49ers | 20-16 | TB | 10/19/03 | 49ers | 24-7 | SF |
| 12/09/79 | 49ers | 23-7 | SF | 11/18/90 | 49ers | 31-7 | SF | 11/21/04 | Bucs | 35-3 | TB |
| 10/26/80 | Bucs | 24-23 | SF | 12/19/92 | 49ers | 21-14 | SF | 10/30/05 | 49ers | 15-10 | SF |
| 12/04/83 | 49ers | 35-21 | SF | 11/14/93 | 49ers | 45-21 | TB | 12/23/07 | 49ers | 21-19 | SF |
| 11/18/84 | 49ers | 24-17 | SF | 10/23/94 | 49ers | 41-16 | SF | 11/21/10 | Bucs | 21-0 | SF |
| 09/07/86 | 49ers | 31-7 | TB | 08/31/97 | Bucs | 13-6 | TB | 10/9/11 | 49ers | 48-3 | SF |

| | |
|---|---|
| Record: At Candlestick Park: (12-2) Raymond James Stadium: (0-2) | Points: At Candlestick Park: (332-179) Raymond James Stadium: (9-66) |
|---|---|



TENNESSEE TITANS

Overall: 7-5

Home: 3-3

Away: 4-2

| Date | Win | Score | Location | Date | Win | Score | Location | Date | Win | Score | Location |
|----------|--------|-------|----------|----------|--------|-------|----------|----------|--------|-------|----------|
| 11/15/70 | 49ers | 30-20 | H | 11/08/87 | 49ers | 27-20 | SF | 11/27/05 | Titans | 33-22 | T |
| 12/07/75 | Oilers | 27-13 | SF | 10/07/90 | 49ers | 24-21 | H | 11/08/09 | Titans | 34-27 | SF |
| 09/17/78 | Oilers | 20-19 | H | 12/25/93 | Oilers | 10-7 | SF | | | | |
| 12/13/81 | 49ers | 28-6 | SF | 10/27/96 | 49ers | 10-9 | H | | | | |
| 10/21/84 | 49ers | 34-21 | H | 10/03/99 | 49ers | 24-22 | SF | | | | |

(H) - Houston

| | | | |
|---|-----------------|---|-------------------|
| Record: At Candlestick Park: (3-3) | LP Field: (0-1) | Points: At Candlestick Park: (126-119) | LP Field: (22-33) |
|---|-----------------|---|-------------------|



WASHINGTON REDSKINS

Overall: 18-10-1

Home: 11-3-1

Away: 7-7

| Date | Win | Score | Location | Date | Win | Score | Location | Date | Win | Score | Location |
|---------------------------|--------------|-----------|----------|------------------------------|--------------|------------|----------|----------|------------|------------|----------|
| 11/16/52 | 49ers | 23-17 | W | 10/04/81 | 49ers | 30-17 | W | 09/14/98 | 49ers | 45-10 | W |
| 09/26/54 | 49ers | 41-7 | SF | 01/08/84 (c) Redskins | 24-21 | W | | 12/26/99 | Redskins | 26-20 (OT) | SF |
| 11/13/55 | Redskins | 7-0 | W | 09/10/84 | 49ers | 37-31 | SF | 09/22/02 | 49ers | 20-10 | SF |
| 09/17/61 | 49ers | 35-3 | SF | 12/01/85 | 49ers | 35-8 | W | 12/18/04 | Redskins | 26-16 | SF |
| 11/12/67 | Redskins | 31-28 | W | 11/17/86 | Redskins | 14-6 | W | 10/23/05 | Redskins 5 | 2-17 | W |
| 10/05/69 | Tie | 17-17 | SF | 11/21/88 | 49ers | 37-21 | SF | 12/28/08 | 49ers | 27-24 | SF |
| 09/20/70 | 49ers | 26-17 | SF | 09/16/90 | 49ers | 26-13 | SF | 11/6/11 | 49ers | 19-11 | W |
| 12/26/71 (d) 49ers | 24-20 | SF | | 01/12/91 (d) 49ers | 28-10 | SF | | | | | |
| 11/11/73 | Redskins | 33-9 | W | 01/09/93 (d) 49ers | 20-13 | SF | | | | | |
| 11/07/76 | Redskins | 24-21 | SF | 11/06/94 | 49ers | 37-22 | W | | | | |
| 10/29/78 | Redskins | 38-20 | W | 11/24/96 | 49ers | 19-16 (OT) | W | | | | |

(c) - NFC Championship Game

(d) - NFC Divisional Playoff

| | | | |
|---|---------------------|---|-----------------------|
| Record: At Candlestick Park: (3-3) | Fed Ex Field: (1-1) | Points: At Candlestick Park: (126-119) | Fed Ex Field: (41-44) |
|---|---------------------|---|-----------------------|





49ERS PRIMETIME GAMES

(National Football League - 1970-Present)

49ERS PRIMETIME RESULTS

| | |
|-------------------------|------------------------------------|
| Prime Time | 60-32 (home - 36-15, road - 24-17) |
| Monday Nights | 41-25 (home - 23-11, road - 18-14) |
| Sunday Nights | 11-9 (home - 8-5, road - 3-4) |
| Thursday Nights | 5-2 (home - 2-0, road - 3-2) |
| Thanksgiving Day | 2-1-1 (road - 2-1-1) |

| | |
|--------------------------------|----------------------------------|
| Friday Nights | 2-0 (home - 2-0) |
| Saturday Nights | 1-2 (home - 1-0, road - 0-2) |
| Games After Monday | 36-19 (home - 28-5, road - 8-14) |
| Games After Monday Win | 23-11 (home - 16-3, road - 7-8) |
| Games After Monday Loss | 13-8 (home - 12-2, road - 1-6) |

| 49ERS ON MONDAY NIGHTS | | | | | |
|------------------------|----------|--------------|------------|-----|---------|
| YEAR | DATE | OPPONENT | SCORE | W/L | ATTEND. |
| 2011 | Dec. 19 | Pit. | 20-3 | W | 69,732 |
| 2010 | Nov. 29 | at Arz. | 27-6 | W | 62,308 |
| | Sept. 20 | N.O. | 25-22 | L | 69,732 |
| 2009 | Dec. 14 | Arz. | 24-9 | W | 69,732 |
| 2008 | Nov. 10 | at Arz. | 24-29 | L | 64,519 |
| 2007 | Sept. 10 | Arz. | 20-17 | W | 68,111 |
| | Nov. 12 | at Sea. | 0-24 | L | 68,331 |
| 2003 | Nov. 17 | Pit. | 30-14 | W | 67,877 |
| 2002 | Oct. 14 | at Sea. | 28-21 | W | 66,420 |
| | Nov. 25 | Phi. | 17-38 | L | 67,919 |
| | Dec. 30 | at StL | 21-30 | L | 66,118 |
| 2001 | Oct. 1 | at NYJ | 19-17 | W | 78,722 |
| 1999 | Sept. 27 | at Ari. | 24-10 | W | 72,100 |
| | Nov. 29 | G.B. | 3-20 | L | 68,304 |
| | Jan. 3, | at Atl. | 29-34 | L | 57,980 |
| 1998 | Sept. 14 | at Was. | 45-10 | W | 76,798 |
| | Nov. 30 | NYG | 31-7 | W | 68,212 |
| | Dec. 14 | Det. | 35-13 | W | 68,585 |
| 1997 | Sept. 29 | at Car. | 34-21 | W | 70,972 |
| | Nov. 10 | at Phi. | 24-12 | W | 67,133 |
| | Dec. 15 | Den. | 34-17 | W | 68,461 |
| 1996 | Oct. 14 | at G.B. | 20-23 (OT) | L | 60,716 |
| | Dec. 2 | at Atl. | 34-10 | W | 46,318 |
| | Dec. 23 | Det. | 24-14 | W | 61,921 |
| 1995 | Sept. 25 | at Det. | 24-27 | L | 76,236 |
| | Nov. 20 | at Mia. | 44-20 | W | 73,080 |
| | Dec. 18 | Min. | 37-30 | W | 64,975 |
| 1994 | Sept. 5 | L.A. Raiders | 44-14 | W | 68,032 |
| | Nov. 28 | at N.O. | 35-14 | W | 61,304 |
| | Dec. 26 | at Min. | 14-21 | L | 63,326 |
| 1993 | Sept. 13 | at Cle. | 13-23 | L | 78,218 |
| | Nov. 22 | N.O. | 42-7 | W | 66,500 |
| | Jan. 3 | Phi. | 34-37 (OT) | L | 61,653 |
| 1992 | Nov. 9 | at Atl. | 41-3 | W | 67,404 |
| | Dec. 28 | Det. | 24-6 | W | 55,907 |
| 1991 | Sept. 2 | at NYG | 14-16 | L | 76,319 |
| | Nov. 25 | at L.A. Rams | 33-10 | W | 61,881 |
| | Dec. 23 | Chi. | 52-14 | W | 60,419 |
| 1990 | Sept. 10 | at NO | 13-12 | W | 68,629 |
| | Dec. 3 | N.Y. Giants | 7-3 | W | 66,092 |
| | Dec. 17 | at L.A. Rams | 26-10 | W | 65,619 |
| 1989 | Nov. 6 | N.O. | 31-13 | W | 63,461 |
| | Nov. 27 | NYG | 34-24 | W | 63,461 |
| | Dec. 11 | at L.A. Rams | 30-27 | W | 67,959 |
| 1988 | Oct. 24 | at Chi. | 9-10 | L | 65,293 |
| | Nov. 21 | Was. | 37-21 | W | 59,268 |
| 1987 | Oct. 5 | at NYG | 41-21 | W | 16,471 |
| | Dec. 14 | Chi. | 41-0 | W | 63,509 |
| 1986 | Nov. 17 | at Was. | 6-14 | L | 54,774 |
| | Dec. 1 | NYG | 17-21 | L | 59,777 |
| 1985 | Nov. 11 | at Den. | 16-17 | L | 73,173 |
| | Nov. 25 | Sea. | 19-6 | W | 57,482 |
| | Dec. 9 | L.A. Rams | 20-27 | L | 60,581 |
| 1984 | Sept. 10 | Was. | 37-31 | W | 59,707 |
| | Oct. 8 | at NYG | 31-10 | W | 76,112 |
| 1983 | Dec. 19 | Dal. | 42-17 | W | 59,957 |
| 1978 | Nov. 27 | Pit. | 7-24 | L | 51,657 |

| 49ERS ON MONDAY NIGHTS (Cont.) | | | | | |
|--------------------------------|----------|--------------|-------|---|--------|
| 1977 | Sept. 19 | at Pit. | 0-27 | L | 48,046 |
| | Dec. 12 | Dal. | 35-42 | L | 55,848 |
| 1976 | Oct. 11 | at L.A. Rams | 16-0 | W | 84,483 |
| | Nov. 29 | Min. | 20-16 | W | 56,775 |
| 1974 | Oct. 14 | at Det. | 13-17 | L | 45,199 |
| | Nov. 4 | L.A. Rams | 13-15 | L | 57,526 |
| 1973 | Nov. 26 | G.B. | 20-6 | W | 49,244 |
| 1972 | Dec. 4 | L.A. Rams | 16-26 | L | 60,175 |
| 1971 | Dec. 6 | K.C. | 17-26 | L | 45,306 |

| 49ERS ON SUNDAY NIGHTS | | | | | |
|------------------------|----------|----------------|------------|-----|---------|
| YEAR | DATE | OPPONENT | SCORE | W/L | ATTEND. |
| 2010 | Oct. 10 | Phi. | 27-24 | L | 69,732 |
| 2005 | Oct. 2 | at Arz. (M.C.) | 14-31 | L | 103,467 |
| 2004 | Oct. 3 | StL | 14-24 | L | 66,696 |
| | Oct. 31 | at Chi. | 13-23 | L | 62,054 |
| 2003 | Oct. 12 | at Sea. | 19-20 | L | 66,437 |
| 2001 | Oct. 7 | Car. | 24-14 | W | 66,944 |
| | Dec. 2 | Buf. | 35-0 | W | 67,252 |
| 1999 | Dec. 26 | Was. | 20-26 (OT) | L | 68,329 |
| 1998 | Nov. 22 | N.O. | 31-20 | W | 68,429 |
| 1997 | Dec. 21 | at Sea. | 9-38 | L | 66,253 |
| 1996 | Nov. 3 | at N.O. | 24-17 | W | 53,297 |
| 1995 | Dec. 3 | Buf. | 27-17 | W | 65,568 |
| 1994 | Nov. 20 | L.A. Rams | 31-27 | W | 62,774 |
| 1993 | Dec. 5 | Cin. | 21-8 | W | 60,039 |
| 1992 | Sept. 27 | at N.O. | 16-10 | W | 68,591 |
| 1990 | Nov. 11 | at Dal. | 24-6 | W | 62,966 |
| 1988 | Dec. 18 | L.A. Rams | 16-38 | L | 62,444 |
| 1987 | Nov. 29 | Cle. | 38-24 | W | 60,243 |
| | Dec. 27 | L.A. Rams | 48-0 | W | 57,953 |
| 1982 | Dec. 19 | Atl. | 7-17 | L | 53,234 |

| 49ERS ON THURSDAY NIGHTS | | | | | |
|--------------------------|---------|----------------|-------|-----|---------|
| YEAR | DATE | OPPONENT | SCORE | W/L | ATTEND. |
| 2011 | Nov. 24 | at Bal | 16-6 | L | 71,345 |
| 2010 | Dec. 16 | at SD | 34-7 | L | 67,820 |
| 2009 | Nov. 12 | Chi. | 10-6 | W | 69,732 |
| 2006 | Dec. 14 | at Sea. | 24-14 | W | 67,650 |
| 2002 | Sept. 5 | at N.Y. Giants | 16-13 | W | 78,748 |
| 1983 | Sept. 8 | at Min. | 48-17 | W | 58,167 |
| 1982 | Dec. 2 | L.A. Rams | 30-24 | W | 58,574 |

| 49ERS ON THURSDAY THANKSGIVING DAY GAMES | | | | | |
|--|---------|----------|-------|-----|---------|
| YEAR | DATE | OPPONENT | SCORE | W/L | ATTEND. |
| 2011 | Nov. 24 | at Bal | 16-6 | L | 71,345 |
| 1972 | Nov. 23 | at Dal. | 31-10 | W | 65,214 |
| 1969 | Nov. 27 | at Dal. | 24-24 | T | 62,348 |
| 1966 | Nov. 24 | at Det. | 41-14 | W | 53,181 |

| 49ERS ON FRIDAY NIGHTS | | | | | |
|------------------------|---------|-----------|-------|-----|---------|
| YEAR | DATE | OPPONENT | SCORE | W/L | ATTEND. |
| 1986 | Dec. 19 | L.A. Rams | 24-14 | W | 60,266 |
| 1984 | Dec. 14 | L.A. Rams | 19-16 | W | 59,743 |

| 49ERS ON SATURDAY NIGHTS | | | | | |
|--------------------------|---------|----------|-------|-----|---------|
| YEAR | DATE | OPPONENT | SCORE | W/L | ATTEND. |
| 2007 | Dec. 13 | vs. Cin. | 20-13 | W | 68,053 |
| 1999 | Dec. 18 | at Car. | 24-41 | L | 62,373 |
| 1993 | Dec. 11 | at Atl. | 24-27 | L | 64,688 |



49ERS MONDAY NIGHT SINGLE GAME RECORDS

RUSHING YARDS

| NAME | ATT | YDS | OPPONENT | DATE |
|--------------------|-----------|------------|--------------|-----------------|
| Hearst, Garrison | 24 | 198 | Det. | 12/14/98 |
| Gore, Frank | 25 | 167 | Arz. | 12/14/09 |
| Hearst, Garrison | 20 | 166 | NYG | 11/30/98 |
| Jackson, Wilbur | 30 | 156 | Min. | 11/29/76 |
| Williams, Delvin | 20 | 153 | Min. | 11/29/76 |
| Hearst, Garrison | 28 | 141 | at Car. | 9/29/77 |
| Hearst, Garrison | 22 | 138 | at Was. | 9/14/98 |
| Westbrook, Brian | 23 | 136 | at Arz. | 11/29/10 |
| Carter, Dexter | 13 | 124 | at L.A. Rams | 12/17/90 |
| Craig, Roger | 22 | 117 | at Den. | 11/11/85 |
| Watters, Ricky | 16 | 116 | NO | 11/22/93 |
| Gore, Frank | 20 | 112 | NO | 9/20/10 |
| Watters, Ricky | 26 | 105 | at NO | 11/28/94 |
| Kirby, Terry | 12 | 105 | at Atl. | 12/2/96 |
| Phillips, Lawrence | 9 | 102 | at Arz. | 9/27/99 |

RECEIVING YARDS

| NAME | NO | YDS | OPPONENT | DATE |
|----------------|----|-----|--------------|----------|
| Rice, Jerry | 14 | 289 | Min. | 12/18/95 |
| Taylor, John | 11 | 286 | at L.A. Rams | 12/11/89 |
| Rice, Jerry | 10 | 241 | L.A. Rams | 12/9/85 |
| Rice, Jerry | 12 | 204 | at Was. | 11/17/86 |
| Rice, Jerry | 11 | 181 | at Det. | 9/25/95 |
| Rice, Jerry | 7 | 169 | L.A. Rams | 9/5/94 |
| Owens, Terrell | 13 | 166 | Phi. | 11/25/02 |
| Owens, Terrell | 8 | 155 | Pit. | 11/17/03 |
| Rice, Jerry | 8 | 149 | at Mia. | 11/20/95 |
| Rice, Jerry | 6 | 143 | at Atl. | 12/3/00 |
| Owens Terrell | 5 | 140 | NYG | 11/30/98 |

TOTAL YARDS FROM SCRIMMAGE - RUSH/RECEIVING

| NAME | RUSH | REC | TOTAL | OPPONENT | DATE |
|------------------|------|-----|-------|--------------|----------|
| Rice, Jerry | 10 | 289 | 299 | Min. | 12/18/95 |
| Taylor, John | 0 | 286 | 286 | at L.A. Rams | 12/11/89 |
| Rice, Jerry | 14 | 241 | 255 | L.A. Rams | 12/9/85 |
| Rice, Jerry | 9 | 204 | 213 | at Was. | 11/17/86 |
| Hearst, Garrison | 198 | 0 | 198 | Det. | 12/14/98 |
| Rice, Jerry | 23 | 169 | 192 | L.A. Raiders | 9/5/94 |
| Rice, Jerry | 0 | 181 | 181 | at Det. | 9/25/95 |

LONG PUNTS

| NAME | YDS | OPPONENT | DATE |
|-------------------|-----------|----------------|-----------------|
| Lee, Andy | 63 | at Arz. | 11/10/08 |
| Lee, Andy | 62 | Pit. | 12/19/11 |
| Wilmsmeyer, Klaus | 61 | at Cle. | 9/13/93 |
| Lee, Andy | 60 | at Sea. | 11/12/07 |
| Runager, Max | 58 | NYG | 12/1/86 |

LONG PUNT RETURNS

| NAME | YDS | OPPONENT | DATE |
|----------------|-----|----------|----------|
| Taylor, John | 95t | Was. | 11/21/88 |
| McLemore, Dana | 83t | Chi. | 12/14/87 |
| McLemore, Dana | 79t | at NYG | 10/8/84 |
| Carter, Dexter | 78t | Min. | 12/18/95 |
| Levy, Chuck | 73t | at Phi. | 11/10/97 |
| McLemore, Dana | 56t | Dal. | 12/19/83 |

LONG KICKOFF RETURNS

| NAME | LG | OPPONENT | DATE |
|-------------------|------|-----------|----------|
| Rossum, Allen | 104t | at Arz. | 11/10/08 |
| Sutherland, Vinny | 65 | at NYJ | 10/1/01 |
| Tillman, Spencer | 60 | NYG | 11/27/89 |
| Carter, Dexter | 60 | Phi. | 1/3/93 |
| Washington, Vic | 57 | L.A. Rams | 12/4/72 |

LONG INTERCEPTION RETURNS

| NAME | LG | OPPONENT | DATE |
|---------------|-----|----------|----------|
| Hanks, Merton | 67t | NO | 11/22/93 |
| Parrish, Tony | 60 | at StL | 12/30/02 |
| Hanks, Merton | 55t | Den. | 12/15/97 |
| Woodall, Lee | 55 | Den. | 12/15/97 |
| Parrish, Tony | 48 | Pit. | 11/17/03 |
| Wright, Eric | 48t | Dal. | 12/19/83 |

LONG FIELD GOALS

| NAME | LG | OPPONENT | DATE |
|---------------|----|----------|----------|
| Cofer, Mike | 52 | at NO | 9/10/90 |
| Cofer, Mike | 52 | Was. | 11/21/88 |
| Cortez, Jose | 49 | at NYJ | 10/1/01 |
| Wilkins, Jeff | 49 | Det. | 12/23/96 |

LONG FUMBLE RETURNS

| NAME | YDS | OPPONENT | DATE |
|---------------|-----|----------|----------|
| Griffin, Don | 99t | Chi. | 12/22/91 |
| Young, Bryant | 43 | at Atl. | 12/2/96 |
| Greene, Kevin | 40t | Den. | 12/15/97 |
| Hanks, Merton | 38t | at Phi. | 11/10/97 |

LONG RUNS FROM SCRIMMAGE

| NAME | LG | OPPONENT | DATE |
|--------------------|-----|--------------|----------|
| Barlow, Kevan | 78t | Pit. | 11/17/03 |
| Carter, Dexter | 74t | at L.A. Rams | 12/17/90 |
| Hearst, Garrison | 70t | NYG | 11/30/98 |
| Phillips, Lawrence | 68t | at Arz. | 9/27/99 |
| Jackson, Wilbur | 64 | at Det. | 10/14/74 |
| Watters, Ricky | 43 | at Atl. | 11/9/92 |

LONG PASS COMPLETIONS

| NAME | LG | OPPONENT | DATE |
|--------------------------|-----|------------|----------|
| J. Montana to J. Taylor | 95t | at LA Rams | 12/17/89 |
| J. Montana to J. Taylor | 92t | at LA Rams | 12/17/89 |
| J. Montana to J. Rice | 80t | Was. | 11/21/88 |
| S. Young to T. Owens | 79t | NYG | 11/30/98 |
| S. Bono to J. Taylor | 78 | at LA Rams | 11/25/91 |
| J. Montana to F. Solomon | 77t | Dal. | 12/19/83 |
| S. Young to J. Rice | 73t | at NYG | 9/2/91 |

MOST PASSING YARDS

| NAME | ATT | CMP | YDS | OPPONENT | DATE |
|--------------|-----|-----|-----|--------------|----------|
| Montana, Joe | 42 | 30 | 458 | at L.A. Rams | 12/11/89 |
| Montana, Joe | 60 | 33 | 441 | at Was. | 11/17/86 |
| Young, Steve | 49 | 30 | 425 | Min. | 12/18/95 |
| Grbac, Elvis | 41 | 31 | 382 | at Mia. | 11/20/95 |
| Montana, Joe | 40 | 24 | 381 | Was. | 9/10/84 |
| Garcia, Jeff | 34 | 26 | 373 | at Atl. | 1/3/00 |
| Young, Steve | 44 | 27 | 348 | at Det. | 9/25/95 |
| Young, Steve | 32 | 21 | 338 | Chi. | 12/23/91 |
| Montana, Joe | 36 | 26 | 328 | L.A. Rams | 12/9/85 |
| Young, Steve | 32 | 19 | 308 | L.A. Raiders | 9/5/94 |
| Bono, Steve | 33 | 18 | 306 | at L.A. Rams | 11/25/91 |
| Young, Steve | 32 | 21 | 303 | at Was. | 9/14/98 |



49ERS MONDAY NIGHT CAREER RECORDS

SCORING

| NAME | R | P | RT | 2PT | PAT | FG | TOT |
|------------------|---|----|----|-----|-----|-------|-----|
| Rice, Jerry | 1 | 30 | - | 1 | - | - | 188 |
| Cofer, Mike | - | - | - | - | 51 | 18/28 | 106 |
| Werschling, Ray | - | - | - | - | 32 | 13/17 | 71 |
| Owens, Terrell | - | 11 | - | - | - | - | 66 |
| Jones, Brent | - | 10 | - | - | - | - | 60 |
| Taylor, John | - | 9 | 1 | - | - | - | 60 |
| Young, Steve | 9 | - | - | - | - | - | 54 |
| Wilkins, Jeff | - | - | - | - | 14 | 11/11 | 47 |
| Kirby, Terry | 5 | 1 | - | - | - | - | 36 |
| Richey, Wade | - | - | - | - | 21 | 4/6 | 33 |
| Hearst, Garrison | 5 | - | - | 1 | - | - | 32 |
| Gossett, Bruce | - | - | - | - | 8 | 8/9 | 31 |

PASSING YARDS

| NAME | G | ATT | CMP | YDS | PCT | TD | INT | LG |
|--------------------|----------|------------|-----------|------------|-------------|----------|----------|-----------|
| Montana, Joe | 18 | 600 | 357 | 4,482 | 59.5 | 33 | 15 | 95t |
| Young, Steve | 25 | 563 | 362 | 4,424 | 64.3 | 41 | 12 | 79t |
| Garcia, Jeff | 6 | 143 | 94 | 1,044 | 65.7 | 7 | 2 | 62 |
| Smith, Alex | 5 | 157 | 87 | 846 | 55.4 | 4 | 4 | 45 |
| Grbac, Elvis | 5 | 118 | 79 | 829 | 66.9 | 7 | 4 | 47t |
| Bono, Steve | 4 | 67 | 40 | 577 | 59.7 | 1 | 2 | 78t |
| Plunkett, Jim | 3 | 63 | 29 | 476 | 46.0 | 6 | 4 | 47t |

RUSHING YARDS

| NAME | G | ATT | YDS | AVG | LG | TD |
|--------------------|----------|------------|------------|------------|-----------|----------|
| Hearst, Garrison | 10 | 199 | 1,055 | 5.3 | 70t | 5 |
| Craig, Roger | 17 | 239 | 817 | 3.4 | 25 | 1 |
| Young, Steve | 23 | 106 | 663 | 6.3 | 26t | 9 |
| Gore, Frank | 7 | 122 | 622 | 5.1 | 36 | 4 |
| Watters, Ricky | 8 | 99 | 498 | 5.0 | 43 | 2 |
| Tyler, Wendell | 6 | 77 | 389 | 5.1 | 36 | 1 |
| Jackson, Wilbur | 6 | 99 | 357 | 3.6 | 64 | 0 |
| Barlow, Kevan | 5 | 42 | 333 | 7.9 | 78t | 2 |
| Williams, Delvin | 5 | 72 | 304 | 4.2 | 30 | 0 |

RECEPTIONS

| NAME | G | NO | YDS | AVG | LG | TD |
|----------------|----|-----|-------|------|-----|----|
| Rice, Jerry | 38 | 211 | 3,377 | 16.0 | 80t | 30 |
| Craig, Roger | 17 | 78 | 654 | 8.4 | 33 | 4 |
| Owens, Terrell | 15 | 70 | 971 | 13.9 | 79t | 11 |
| Jones, Brent | 22 | 66 | 846 | 12.8 | 41 | 6 |
| Taylor, John | 16 | 64 | 1,096 | 17.1 | 95t | 8 |
| Stokes, J.J. | 14 | 49 | 597 | 12.2 | 47 | 1 |
| Rathman, Tom | 13 | 40 | 343 | 8.6 | 21 | 0 |

INTERCEPTIONS

| NAME | G | NO | YDS | AVG | LG | TD |
|---------------------|----|----|-----|------|-----|----|
| Hanks, Merton | 22 | 7 | 143 | 20.4 | 67t | 1 |
| Lott, Ronnie | 4 | 5 | 63 | 12.6 | 26 | 0 |
| McDonald, Tim | 21 | 4 | 46 | 11.5 | 21 | 0 |
| Griffin, Don | 8 | 4 | 25 | 6.3 | 23 | 0 |
| Williamson, Carlton | 3 | 3 | 109 | 36.3 | 82 | 0 |
| Wright, Eric | 3 | 3 | 85 | 28.3 | 48t | 1 |

PUNT RETURN YARDS

| NAME | G | NO | YDS | AVG | LG | FC | TD |
|------------------|----|----|-----|------|-----|----|----|
| Taylor, John | 12 | 31 | 386 | 12.5 | 95t | 12 | 1 |
| McLemore, Dana | 7 | 19 | 310 | 16.3 | 83t | 10 | 3 |
| Carter, Dexter | 11 | 27 | 293 | 10.9 | 78t | 15 | 1 |
| Levy, Chuck | 5 | 5 | 101 | 20.2 | 73t | 1 | 1 |
| McQuarters, R.W. | 5 | 11 | 98 | 8.9 | 26 | 1 | 0 |

TOTAL YARDS FROM SCRIMMAGE

| NAME | TOTAL YARDS | RUSH | REC |
|--------------------|-------------|------------|------------|
| Rice, Jerry | 3,463 | 86 | 3,377 |
| Craig, Roger | 1,471 | 817 | 654 |
| Hearst, Garrison | 1,203 | 1,055 | 148 |
| Taylor, John | 1,101 | 5 | 1,096 |
| Owens, Terrell | 977 | 4 | 973 |
| Gore, Frank | 722 | 622 | 100 |
| Watters, Ricky | 597 | 498 | 99 |
| Rathman, Tom | 574 | 231 | 343 |

PUNTING AVERAGE

| NAME | G | NO | YDS | AVG | LG | BLKD |
|-------------------|----------|-----------|--------------|-------------|-----------|----------|
| Lee, Andy | 7 | 33 | 1,555 | 47.1 | 63 | 0 |
| Stanley, Chad | 3 | 17 | 694 | 40.8 | 52 | 0 |
| Orosz, Tom | 2 | 9 | 366 | 40.7 | 55 | 0 |
| Thompson, Tommy | 9 | 33 | 1,339 | 40.6 | 54 | 1 |
| Wittum, Tom | 7 | 42 | 1,689 | 40.2 | 52 | 0 |
| Wilmsmeyer, Klaus | 8 | 22 | 882 | 40.1 | 61 | 0 |

KICKOFF RETURN YARDS

| NAME | G | NO | YDS | AVG | LG | TD |
|-------------------|----|----|-------|------|------|----|
| Carter, Dexter | 16 | 43 | 1,038 | 24.1 | 60 | 0 |
| Washington, Vic | 3 | 8 | 226 | 28.3 | 57 | 0 |
| Hofer, Paul | 4 | 10 | 223 | 22.3 | 48 | 0 |
| Levy, Chuck | 5 | 11 | 214 | 19.5 | 31 | 0 |
| Hicks, Maurice | 2 | 8 | 191 | 23.9 | 33 | 0 |
| Rossum, Allen | 1 | 4 | 186 | 46.5 | 104t | 1 |
| Monroe, Carl | 5 | 10 | 174 | 17.4 | 45 | 0 |
| Williams, Jimmy | 2 | 8 | 162 | 20.3 | 33 | 0 |
| Flagler, Terrence | 3 | 8 | 161 | 20.1 | 40 | 0 |
| Tillman, Spencer | 3 | 7 | 157 | 22.4 | 60 | 0 |
| Jervey, Travis | 2 | 4 | 120 | 30.0 | 48 | 0 |
| Sutherland, Vinny | 1 | 3 | 115 | 38.3 | 65 | 0 |
| Harmon, Derrick | 3 | 5 | 97 | 19.4 | 32 | 0 |



49ERS OFFENSIVE AND DEFENSIVE RANKINGS

| Year | OFFENSE | | | DEFENSE | | |
|------|------------|------------|------------|------------|-------------|------------|
| | Total | Rush | Pass | Total | Rush | Pass |
| 1970 | 321.6 (2) | 112.9 (17) | 208.8 (1) | 284.6 (13) | 128.5 (18) | 156.1 (9) |
| 1971 | 336.1 (3) | 152.1 (9) | 184.1 (4) | 262.8 (5) | 119.1 (9) | 143.6 (6) |
| 1972 | 310.8 (8) | 115.4 (21) | 195.4 (2) | 288.4 (14) | 131.9 (13) | 156.5 (15) |
| 1973 | 301.7 (8) | 124.5 (21) | 177.2 (4) | 309.2 (20) | 140.2 (10) | 169.0 (22) |
| 1974 | 284.9 (14) | 141.5 (11) | 143.4 (19) | 285.2 (12) | 144.6 (18) | 140.6 (6) |
| 1975 | 297.0 (16) | 114.1 (25) | 182.9 (5) | 288.7 (10) | 129.6 (9) | 159.1 (11) |
| 1976 | 291.8 (18) | 174.8 (5) | 117.0 (23) | 261.4 (2) | 127.6 (5) | 133.8 (4) |
| 1977 | 256.7 (22) | 149.0 (10) | 107.7 (25) | 247.4 (3) | 133.5 (12) | 113.9 (4) |
| 1978 | 252.9 (27) | 130.7 (21) | 112.3 (25) | 315.6 (21) | 147.7 (17) | 167.9 (18) |
| 1979 | 348.3 (6) | 120.8 (20) | 227.6 (3) | 351.3 (20) | 138.3 (15) | 212.9 (24) |
| 1980 | 332.5 (12) | 108.9 (24) | 223.6 (5) | 386.0 (27) | 138.6 (23) | 247.4 (27) |
| 1981 | 342.8 (13) | 121.3 (19) | 221.4 (7) | 297.7 (2) | 120.1 (12) | 177.6 (3) |
| 1982 | 360.2 (3) | 82.2 (28) | 278.0 (2) | 336.3 (21) | 132.3 (21) | 204.0 (16) |
| 1983 | 378.4 (4) | 141.1 (8) | 237.3 (5) | 324.2 (10) | 120.9 (9) | 203.3 (15) |
| 1984 | 397.9 (2) | 154.1 (3) | 243.8 (4) | 323.5 (10) | 112.2 (7) | 211.3 (17) |
| 1985 | 370.0 (2) | 139.5 (10) | 230.5 (5) | 324.4 (14) | 105.2 (7) | 219.3 (21) |
| 1986 | 380.1 (3) | 124.1 (10) | 256.0 (2) | 305.2 (6) | 97.6 (3) | 207.6 (17) |
| 1987 | 389.8 (1) | 139.8 (1) | 250.0 (2) | 273.0 (1) | 107.4 (5) | 165.6 (1) |
| 1988 | 368.8 (2) | 157.7 (2) | 211.1 (10) | 285.9 (3) | 99.3 (3) | 186.7 (8) |
| 1989 | 391.8 (1) | 122.9 (10) | 268.9 (2) | 288.6 (4) | 86.4 (3) | 202.2 (11) |
| 1990 | 368.4 (2) | 107.4 (18) | 261.1 (2) | 267.1 (3) | 78.6 (2) | 188.4 (12) |
| 1991 | 366.1 (3) | 116.3 (11) | 249.8 (2) | 284.6 (6) | 94.5 (5) | 190.1 (11) |
| 1992 | 387.2 (1) | 144.7 (3) | 242.5 (3) | 299.2 (15) | 88.6 (4) | 210.6 (26) |
| 1993 | 402.2 (1) | 133.3 (3) | 268.9 (2) | 312.3 (15) | 112.5 (16) | 199.8 (16) |
| 1994 | 378.8 (2) | 118.5 (6) | 260.2 (4) | 302.4 (8) | 83.6 (2) | 218.8 (17) |
| 1995 | 380.4 (2) | 92.4 (23) | 288.0 (1) | 274.9 (1) | 66.3 (1) | 208.6 (11) |
| 1996 | 344.1 (6) | 115.4 (10) | 228.7 (7) | 291.3 (7) | 93.6 (5) | 197.8 (11) |
| 1997 | 319.5 (12) | 123.1 (8) | 196.4 (18) | 250.8 (1) | 85.4 (2) | 165.4 (2) |
| 1998 | 425.0 (1) | 159.0 (1) | 266.0 (2) | 333.9 (23) | 100.6 (9) | 233.3 (29) |
| 1999 | 336.3 (10) | 130.9 (1) | 205.3 (21) | 355.4 (28) | 101.2 (15) | 254.3 (31) |
| 2000 | 377.5 (4) | 112.6 (8) | 264.9 (4) | 356.8 (29) | 112.1 (16) | 244.7 (29) |
| 2001 | 355.6 (4) | 140.3 (2) | 215.3 (14) | 309.6 (13) | 98.2 (9) | 211.4 (19) |
| 2002 | 356.3 (8) | 140.3 (6) | 216.1 (14) | 322.4 (14) | 103.3 (7) | 219.1 (22) |
| 2003 | 355.4 (5) | 142.4 (5) | 213.0 (10) | 308.0 (13) | 105.6 (9) | 202.4 (17) |
| 2004 | 286.6 (26) | 90.6 (30) | 196.0 (20) | 342.6 (24) | 124.7 (20) | 217.9 (19) |
| 2005 | 224.2 (32) | 105.6 (17) | 118.6 (32) | 391.2 (32) | 114.5 (18) | 276.7 (32) |
| 2006 | 303.6 (26) | 135.8 (6) | 167.8 (29) | 344.2 (26) | 121.0 (19) | 223.2 (26) |
| 2007 | 237.3 (32) | 92.3 (27) | 145.0 (32) | 246.2 (25) | 118.5 (22) | 227.7 (22) |
| 2008 | 311.1 (23) | 99.9 (27) | 211.2 (13) | 326.0 (13) | 106.8 (13t) | 219.2 (20) |
| 2009 | 290.8 (27) | 100.0 (25) | 190.8 (22) | 326.4 (15) | 97.0 (6) | 227.3 (20) |
| 2010 | 313.3 (24) | 103.6 (19) | 209.8 (18) | 327.8 (13) | 96.7 (6) | 231.1 (24) |
| 2011 | 310.9 (26) | 127.4 (8) | 183.5 (29) | 308.2 (4) | 77.3 (1) | 230.9 (16) |

49ERS OVERTIME GAMES (National Football League - 1976-Present)

October 31, 1976 – Cardinals 23, 49ers 20 (STL)
 December 5, 1976 – Chargers 13, 49ers 7 (SD)
 November 13, 1977 – 49ers 10, Saints 7 (NO)
 September 14, 1980 – 49ers 24, Cardinals 21 (SF)
 December 7, 1980 – 49ers 38, Saints 35 (SF)
 October 12, 1986 – Vikings 27, 49ers 24 (SF)
 October 19, 1986 – 49ers 10, Falcons 10 (ATL)
 October 9, 1988 – Broncos 16, 49ers 13 (SF)
 December 9, 1990 – 49ers 20, Bengals 17 (CIN)
 January 3, 1994 – Eagles 37, 49ers 34 (SF)
 October 14, 1996 – Packers 23, 49ers 20 (GB)
 November 10, 1996 – Cowboys 20, 49ers 17 (SF)

November 24, 1996 – 49ers 19, Redskins 16 (WAS)
 September 6, 1998 – 49ers 36, Jets 30 (SF)
 December 6, 1998 – 49ers 31, Panthers 28 (CAR)
 December 26, 1999 – Redskins 26, 49ers 20 (SF)
 October 8, 2000 – Raiders 34, 49ers 28 (SF)
 September 9, 2001 – 49ers 16, Falcons 13 (SF)
 October 14, 2001 – 49ers 37, Falcons 31 (ATL)
 October 28, 2001 – Bears 37, 49ers 31 (CHI)
 November 18, 2001 – 49ers 25, Panthers 22 (CAR)
 November 3, 2002 – 49ers 23, Raiders 20 (OAK)
 November 17, 2002 – Chargers 20, 49ers 17 (SD)

September 14, 2003 – Rams 27, 49ers 24 (STL)
 October 26, 2003 – Cardinals 16, 49ers 13 (ARI)
 December 21, 2003 – 49ers 31, Eagles 28 (PHI)
 October 10, 2004 – 49ers 31, Cardinals 28 (SF)
 December 12, 2004 – 49ers 31, Cardinals 28 (ARI)
 January 1, 2006 – 49ers 20, Texans 17 (SF)
 December 31, 2006 – 49ers 26, Broncos 23 (DEN)
 November 25, 2007 – 49ers 37, Cardinals 31 (ARI)
 September 14, 2008 – 49ers 33, Seahawks 30 (SEA)
 November 14, 2010 – 49ers 23, Rams 20 (SF)
 September 18, 2011 – Cowboys 27, 49ers 24 (SF)

49ERS OVERTIME RECORDS

Overall Record 19–14–1 (home – 7–7, road – 12–7–1)



49ERS OVERTIME GAME SUMMARIES

October 31, 1976

St. Louis 23, San Francisco 20

In the fourth quarter, St. Louis held a 14–13 lead after San Francisco missed an extra point on its previous scoring drive. San Francisco then took the lead 20–14 in the fourth when Delvin Williams scored his third touchdown of the day. With eight minutes left in the game, Cardinals quarterback Jim Hart connected with Mel Gray on a 77-yard touchdown pass for the 20–20 tie. The extra point was blocked and the two teams went into overtime. St. Louis won the overtime coin toss but was forced to punt. Tony Leonard fumbled the kick at the 43-yard line, which was recovered by the Cardinals. St. Louis then marched down field to set up Jim Bakken for the 21-yard field goal to lift the Cardinals to a 23–20 victory.

| | 1st | 2nd | 3rd | 4th | OT | Final |
|-----------|-----|-----|-----|-----|----|-------|
| 49ers | 0 | 13 | 0 | 7 | 0 | 20 |
| Cardinals | 7 | 0 | 7 | 6 | 3 | 23 |

December 5, 1976

San Diego 13, San Francisco 7

The 49ers and Chargers played to a scoreless tie in the first half. The defensive struggle continued into the second half and the score remained 0–0 at the end of the third quarter. On San Diego's first possession of the fourth quarter, Dan Fouts guided them on a 16-play, 80-yard scoring drive, capped by a Bo Matthews two-yard touchdown run. San Francisco answered on its next possession with a 64-yard scoring drive. Paul Hofer caught an eight-yard touchdown pass from Scott Bull to make the score 7–6. The extra point was blocked, but the Chargers Tom Graham was flagged for offsides. After the penalty was marked off, Steve Mike-Mayer connected to tie the game at seven with just over a minute left in regulation. San Diego won the overtime coin toss and elected to receive. The Chargers began their first possession on their own seven-yard line where Fouts guided them on a nine-play, 93-yard drive, which was capped by a Mercury Morris 13-yard touchdown run for the 13–7 win.

| | 1st | 2nd | 3rd | 4th | OT | Final |
|----------|-----|-----|-----|-----|----|-------|
| 49ers | 0 | 0 | 0 | 7 | 0 | 7 |
| Chargers | 0 | 0 | 0 | 7 | 6 | 13 |

November 13, 1977

San Francisco 10, New Orleans 7

The 49ers got their first ever overtime victory at New Orleans. The Saints got on the board early in the first quarter on an eight-yard run by Tony Galbreath. The Saints appeared to grab a commanding lead at the end of the first half when Richard Mauti returned a Tom Wittum punt 65 yards for a touchdown 10 seconds before halftime. But a New Orleans clipping penalty nullified the score. The 49ers tied it up in the third quarter with a five-yard romp by Delvin Williams. Neither team would score again in regulation and the game went to overtime knotted at seven. The Saints won the overtime coin toss, but were unable to move the ball, giving it back to the 49ers. San Francisco started from its own 41-yard line and moved the ball down to the Saints 16, where Ray Wersching connected on a 33-yard game-winning field goal.

| | 1st | 2nd | 3rd | 4th | OT | Final |
|--------|-----|-----|-----|-----|----|-------|
| 49ers | 0 | 0 | 7 | 0 | 3 | 10 |
| Saints | 7 | 0 | 0 | 0 | 0 | 7 |

September 14, 1980

San Francisco 24, St. Louis 21

San Francisco struck first on a 19-yard touchdown pass from Steve DeBerg to Paul Hofer in the second quarter. Cardinals quarterback Jim Hart quickly answered back with a 13-yard touchdown strike to Theotis Brown. The Cardinals pushed the lead to 14–7 with a Doug Marsh five-yard touchdown reception. After the 49ers tied the game at 14, St. Louis drove 75 yards in eight plays to take a 21–14 lead. With 1:51 left in regulation, the 49ers drove 80 yards and scored on a 26-yard touchdown run by Hofer, his second of the day. San Francisco won the overtime coin toss and took the ball 52 yards to the 16-yard line, where Ray Wersching kicked a 33-yard field goal for the 24–21 win.

| | 1st | 2nd | 3rd | 4th | OT | Final |
|-----------|-----|-----|-----|-----|----|-------|
| 49ers | 0 | 7 | 0 | 14 | 3 | 24 |
| Cardinals | 0 | 0 | 14 | 7 | 0 | 21 |

December 7, 1980

San Francisco 38, New Orleans 35

New Orleans jumped out to a 35–7 halftime lead behind touchdown passes of 33, 21 and 41 yards from Archie Manning. Less than five minutes into the third quarter, the 49ers went on an 88-yard, nine-play drive that culminated with a one-yard touchdown run by Joe Montana. Minutes later, Montana hooked up with Dwight Clark for a 71-yard touchdown pass to bring the 49ers within 14 points. After the San Francisco defense shut out New Orleans for the second straight quarter, they tied the game with 1:50 left in the fourth quarter with Lenvil Elliott's seven-yard touchdown jaunt, forcing overtime. New Orleans won the coin toss, but failed to pick up a first down on its first possession. San Francisco took the ball on its own 27 and marched 55 yards in 13 plays for the game-winning 36-yard field goal by Ray Wersching.

| | 1st | 2nd | 3rd | 4th | OT | Final |
|--------|-----|-----|-----|-----|----|-------|
| 49ers | 0 | 7 | 14 | 14 | 3 | 38 |
| Saints | 14 | 21 | 0 | 0 | 0 | 35 |

October 12, 1986

Minnesota 27, San Francisco 24

With Joe Montana out, Jeff Kemp stepped in to lead San Francisco against a powerful Minnesota Vikings team. Minnesota struck first with a six-yard touchdown pass from Tommy Kramer to Anthony Carter. The 49ers answered back when Kemp hit Dwight Clark with a 45-yard strike to tie the game. With 1:14 left in the first quarter, the Vikings Issiac Holt recovered a blocked punt in the end zone for a 14–7 lead. San Francisco took a 17–14 lead into halftime after a 39-yard Ray Wersching field goal and a 34-yard touchdown pass from Kemp to Jerry Rice. After the Vikings stalled on their first drive of the third quarter, Kemp led the 49ers on a six-play, 53-yard drive that ended with a 17-yard touchdown reception by Rice. Minnesota answered back with a 26-yard field goal by Chuck Nelson to cut the 49ers lead to 24–17. With 6:37 remaining in the fourth quarter, Kramer hit Anthony Carter with a 35-yard touchdown pass to tie the game. In overtime, Minnesota won the toss and went on a 58-yard drive. Nelson hit a 28-yard field goal for the 27–24 win.

| | 1st | 2nd | 3rd | 4th | OT | Final |
|---------|-----|-----|-----|-----|----|-------|
| 49ers | 7 | 10 | 7 | 0 | 0 | 24 |
| Vikings | 14 | 0 | 3 | 7 | 3 | 27 |

October 19, 1986

Atlanta 10, San Francisco 10

San Francisco visited Atlanta for a battle with the division rival Falcons and took an early 7–0 lead on a Roger Craig one-yard romp. The Falcons responded with a punishing 17-play, 44-yard drive that resulted in a 47-yard field goal by Mick Luckhurst. San Francisco maintained its lead in the second quarter with a 53-yard, 13-play drive, which led to a 24-yard Ray Wersching field goal and a 10–3 lead. The defenses dominated the second half, holding the offenses scoreless for all of the third quarter and most of the fourth. With just over a minute remaining in regulation, the Falcons took advantage of great field position and scored on a 39-yard touchdown pass from Dave Archer to Sylvester Stamps to tie the game at 10. The Falcons won the overtime coin toss and elected to receive. After generating only one first down, the Falcons were forced to give up possession. The 49ers mirrored the Falcons on their first possession of overtime and punted with 6:42 remaining. Both teams had possession two more times in overtime, but could not produce a score as the game ended in a 10–10 tie.

| | 1st | 2nd | 3rd | 4th | OT | Final |
|---------|-----|-----|-----|-----|----|-------|
| 49ers | 7 | 3 | 0 | 0 | 0 | 10 |
| Falcons | 3 | 0 | 0 | 7 | 0 | 10 |

October 9, 1988

Denver 16, San Francisco 13

Two of the best teams in the NFL faced off in an inter conference battle as the Denver Broncos visited Candlestick Park. The 49ers started the scoring with a 37-yard Mike Cofer field goal with 4:52 remaining in the first quarter. The Broncos answered early in the second with a 27-yard field goal by Rich Karlis to knot the game at three. With San Francisco's second possession of the second quarter, Joe Montana opened up the offense and led the 49ers 95 yards and capped it off with a six-yard quarterback sneak for a 10–3 lead at halftime. The only scoring in the third quarter came on Karlis' 27-yard field goal with five minutes remaining, cutting the 49ers lead to 10–6. Cofer quickly answered with a 27-yard field goal with one minute on the clock in the third quarter for the 13–6 lead. After an injury, John Elway returned to hit Vance Johnson with an eight-yard touchdown pass. Neither team could score in the final minutes of regulation and headed into overtime. On San Francisco's first possession, Andre Townsend sacked Montana, injuring his ribs. Steve Young took over, and on his first play threw an interception to Mark Haynes ending the threat. After a five-and-out drive by the Broncos, the 49ers took over on their own five-yard line. A second Young interception, deep in Broncos territory, helped set the stage for Karlis to connect on a 22-yard game-winning field goal.

| | 1st | 2nd | 3rd | 4th | OT | Final |
|---------|-----|-----|-----|-----|----|-------|
| 49ers | 3 | 7 | 3 | 0 | 0 | 13 |
| Broncos | 0 | 3 | 3 | 7 | 3 | 16 |



December 9, 1990

San Francisco 20, Cincinnati 17

A capacity crowd filled Riverfront Stadium as the San Francisco 49ers invaded Cincinnati for a late-season battle. On the Bengals first possession, Boomer Esiason drove his team 70 yards for the game's opening score, a two-yard touchdown pass to Craig Taylor. San Francisco answered back on its next possession when Tom Rathman capped off a 73-yard drive with a one-yard plunge into the end zone for the 7-7 tie. Cincinnati came out strong in the second half. The Bengals scored on a Jim Breech field goal to open the third and break the tie. San Francisco enjoyed its first lead of the game after Harry Sydney scored on a three-yard run. With just over two minutes elapsed in the fourth quarter, Ickey Woods dove in from one yard out to regain the lead for Cincinnati, 17-14. The 49ers next drive stalled and they would not regain possession until only 4:11 remained in regulation. On the first play, Joe Montana hit Jerry Rice for a 29-yard strike and guided the team down to the Cincinnati six-yard line. Mike Cofer hit a 23-yard field goal with just over a minute remaining to send the game into overtime. San Francisco won its first coin toss in five overtime games and wasted no time driving 75 yards in 11 plays to set up Cofer's 23-yard game-winning field goal and the 20-17 victory.

| | 1st | 2nd | 3rd | 4th | OT | Final |
|----------------|-----|-----|-----|-----|----|-------|
| 49ers | 7 | 0 | 7 | 3 | 3 | 20 |
| Bengals | 7 | 0 | 3 | 7 | 0 | 17 |

January 3, 1994

Philadelphia 37, San Francisco 34

Turnovers and an ill-timed penalty marred the 49ers first overtime game in four years. The Philadelphia Eagles struck early and often, first on a 34-yard Roger Ruzek field goal five minutes into the game. On San Francisco's first possession, Steve Young was hit and fumbled the ball, which was recovered by Byron Evans who returned it 30 yards for a touchdown and a 10-0 lead. With Bubby Brister at the helm, the Eagles drove 76 yards in the opening minutes of the second quarter and connected with Calvin Williams for a 13-yard touchdown to push the lead to 17-3. Brister again guided Philadelphia to an eight-play, 64-yard touchdown scoring drive to take a commanding 21-point lead. The 49ers end zone drought ended with just less than two minutes remaining in the half when Young hit Jerry Rice for a three-yard touchdown that brought the score to 24-10 at halftime. San Francisco started the second half with a 60-yard kickoff return by Dexter Carter to give the 49ers the ball on Philadelphia's 38-yard line. Capping off a punishing 38-yard, nine-play drive, Ricky Watters ran 11 yards for the score. After a Philadelphia punt, John Taylor caught a 38-yard touchdown pass to tie the game at 24. Philadelphia took advantage of a Young injury by intercepting a Steve Bono pass. The Eagles worked quickly, moving 69 yards in just two plays to take a 31-24 lead. San Francisco gave Philadelphia good field position again with a fumble on its own 40, allowing the Eagles to increase their lead to 10 with a Ruzek 32-yard field goal in the third quarter. Set up by a Don Griffin interception, Bono drove the 49ers 42 yards and scored on a one-yard keeper that closed the gap to 34-31. After a Philadelphia punt, the Niners drove down and tied the game on a Cofer 29-yard field goal with 15 seconds left in regulation. San Francisco won the overtime coin toss and elected to receive, but failed to score on two overtime possessions. On Philadelphia's second possession of overtime, they drove to San Francisco's 20-yard line. With four seconds showing on the clock, the Eagles set up for a 38-yard field goal. Ruzek missed the field goal wide

right, but Merton Hanks was flagged for roughing the kicker. After a 10-yard penalty, Ruzek hit a 28-yarder with no time left on the clock for the 37-34 win.

| | 1st | 2nd | 3rd | 4th | OT | Final |
|---------------|-----|-----|-----|-----|----|-------|
| 49ers | 3 | 7 | 14 | 10 | 0 | 34 |
| Eagles | 10 | 14 | 10 | 0 | 3 | 37 |

October 14, 1996

Green Bay 23, San Francisco 20

With Steve Young out with a groin injury, Elvis Grbac led San Francisco against Brett Favre and the Green Bay Packers. After an unsuccessful first possession, the Packers scored on a 30-yard field goal by Chris Jacke with just over five minutes remaining in the first quarter for the 3-0 lead. They took a 6-0 lead on another Jacke 25-yard field goal. On San Francisco's second possession of the second quarter, Grbac led a six-play, 36-yard drive that resulted in a Jeff Wilkins 48-yard field goal. After a three-and-out series by the Packers, Jerry Rice caught a seven-yard touchdown from Grbac for a 10-6 lead. Aided by a Dana Stubblefield interception, Rice and Grbac put the 49ers up 17-6 at the half with a 13-yard touchdown pass. Green Bay trimmed the lead to 17-14 when Favre hit Don Beebe for a 59-yard touchdown and followed it with a two-point conversion toss to Edger Bennett. Chris Jacke hit a 35-yard field goal to tie the game at 17 with 3:24 left in regulation. San Francisco won the overtime coin toss but was forced to punt after going three-and-out. Green Bay received the ball on its own 44 and drove 21 yards to set up Jacke for a 53-yard field goal for the 23-20 victory.

| | 1st | 2nd | 3rd | 4th | OT | Final |
|----------------|-----|-----|-----|-----|----|-------|
| 49ers | 0 | 17 | 0 | 3 | 0 | 20 |
| Packers | 6 | 0 | 8 | 6 | 3 | 23 |

November 10, 1996

Dallas 20, San Francisco 17

The two most dominating teams in the NFL met in a mid-season battle for NFC supremacy as the Dallas Cowboys traveled to 3Com Park. The 49ers jumped out to a quick lead after a Jeff Wilkins 28-yard field goal. They extended their lead to 10-0 on a 29-yard touchdown strike from Steve Young to Iheanyi Uwaezuoke. Quiet for most of the first half, the Cowboys finally got on the board with a 72-yard scoring drive that ended on a Troy Aikman three-yard touchdown run, which cut the deficit to 10-7 at halftime. Defenses dominated in the third quarter with neither team allowing a score. Dallas ended the scoring drought with a Chris Boniol 26-yard field goal four seconds into the fourth quarter to tie the game at 10. With Young out in the second half after sustaining a concussion, Elvis Grbac led San Francisco on a nine-play, 68-yard scoring drive on its next possession. Terry Kirby capped it off with a 27-yard touchdown run. After Fred Strickland intercepted a Grbac pass at the 49ers 15-yard line, Troy Aikman hit Eric Bjornson for a six-yard touchdown pass, knotting the game at 17 and forcing overtime. The Cowboys won the overtime coin toss and wasted no time marching down the field. After 12 plays, Chris Boniol hit the game-winning 29-yard field goal for the 20-17 victory.

| | 1st | 2nd | 3rd | 4th | OT | Final |
|----------------|-----|-----|-----|-----|----|-------|
| 49ers | 10 | 0 | 0 | 7 | 0 | 17 |
| Cowboys | 0 | 7 | 0 | 10 | 3 | 20 |

November 24, 1996

San Francisco 19, Washington 16

In the 49ers second overtime game in November, and third of the season, the Washington Redskins hosted San Francisco for the first time in two years. In what would prove to be a game dominated by special teams, San Francisco struck first with a 20-yard field goal from Jeff Wilkins. Washington's Scott Blanton hit field goals from 19 and 48 yards out and Wilkins added another to knot the score at six going into halftime. The only score in the third quarter came on a Blanton field goal from 41 yards out to give Washington a 9-6 lead. San Francisco got on the board first in the fourth quarter with a Wilkins 44-yard field goal three minutes into the period. On the ensuing possession, Gus Ferotte drove the Redskins 78 yards, which culminated with a Jamie Asher 20-yard touchdown reception. The 49ers tied the game with 1:57 remaining in regulation on a one-yard run by William Floyd, forcing overtime. San Francisco won the coin toss and promptly went on a 48-yard scoring drive that was capped by a 38-yard field goal by Wilkins for the 19-16 win.

| | 1st | 2nd | 3rd | 4th | OT | Final |
|-----------------|-----|-----|-----|-----|----|-------|
| 49ers | 3 | 3 | 0 | 10 | 3 | 19 |
| Redskins | 0 | 6 | 3 | 7 | 0 | 16 |

September 6, 1998

San Francisco 36, New York Jets 30

In the opening weekend of the 1998 season, fans were treated to one of the most exciting games and one of the most exciting plays in NFL history. After a fast-paced first half, the 49ers found themselves trailing 17-14 at halftime after Glen Foley hit Wayne Chrebet from six-yards out for the score with 32 seconds remaining in the second quarter. On its first possession in the second half, San Francisco evened the score at 17 with a 22-yard field goal by Wade Richey. On the following possession, Foley found Keyshawn Johnson for a 21-yard touchdown and a 24-17 lead. With just over three minutes remaining in the third quarter, Jerry Rice caught a 14-yard touchdown from Steve Young to bring the 49ers within one. The extra point was blocked and the score remained 24-23 heading into the fourth quarter. New York extended its lead to 27-23 after a John Hall 32-yard field goal. San Francisco took possession with 3:38 left in regulation and went on a 76-yard, five-play drive that was capped by a 38-yard touchdown pass from Young to J.J. Stokes, giving the 49ers the lead 30-27 with just over one minute remaining in regulation. New York then drove the ball to the 49ers 13-yard line, where John Hall tied the game at 30 with just three seconds on the clock. Both New York and San Francisco went three-and-out on their first possessions of overtime. The Jets moved to mid-field on their second possession before being forced to punt, pinning the 49ers on their own four-yard line. With 11:09 remaining in overtime, on San Francisco's first play of its second possession, Young gave the ball to Garrison Hearst, who ran right and broke six tackles on his way to a 96-yard, game-winning touchdown run and the 36-30 victory.

| | 1st | 2nd | 3rd | 4th | OT | Final |
|--------------|-----|-----|-----|-----|----|-------|
| 49ers | 7 | 7 | 9 | 7 | 6 | 36 |
| Jets | 3 | 14 | 7 | 6 | 0 | 30 |



December 6, 1998

San Francisco 31, Carolina 28

San Francisco extended its winning streak to four games with an exciting, high-scoring match-up with the Carolina Panthers. After an explosive first half, the 49ers took a 21-7 lead going into halftime. San Francisco started the second half with a five-play drive, which covered 90 yards, including a Garrison Hearst 71-yard touchdown run. The drive gave the 49ers a commanding 28-7 lead. With just 52 seconds left in the third quarter, Steve Beuerlein connected with Anthony Johnson on a 38-yard touchdown pass to cut the deficit to 28-14. On their first possession of the fourth quarter, the Panthers drove 76 yards in five plays and scored on a Beuerlein-to-Raghib Ismail 40-yard touchdown pass. Minutes later, Carolina tied the game at 28 with a 10-yard run by Tshimanga Biakabutuka. Carolina won the overtime coin toss and elected to receive. The Panthers ran two unsuccessful plays, and Beuerlein fumbled on the third, giving San Francisco possession on Carolina's 30-yard line. The 49ers picked up 25 yards driving to the Panthers five, where Wade Richey hit a 23-yard field goal for the 31-28 win.

| | 1st | 2nd | 3rd | 4th | OT | Final |
|----------|-----|-----|-----|-----|----|-------|
| 49ers | 7 | 14 | 7 | 0 | 3 | 31 |
| Carolina | 7 | 0 | 7 | 14 | 0 | 28 |

December 26, 1999

Washington 26, San Francisco 20

The Washington Redskins visited 3Com Park and battled the San Francisco 49ers to their second overtime game in the last three meetings. San Francisco struck first with an 80-yard drive in 13 plays, capped off with a Charlie Garner four-yard touchdown run and a 7-0 lead. Early in the second quarter, Washington answered back with an 80-yard drive of its own, ending with a Brad Johnson-to-Michael Westbrook 65-yard touchdown strike. With a pair of Wade Richey field goals, San Francisco went into halftime with a 13-7 lead. Washington cut the deficit to three after Brett Conway nailed a 47-yard field goal in the third quarter. The 49ers extended their lead to 20-10 with a 78-yard scoring drive that ended on a five-yard touchdown pass from Jeff Garcia to J.J. Stokes. At the beginning of the fourth quarter, Conway connected on a 34-yard field goal to bring the Redskins within seven. Washington then struck again with 3:30 left in the game when Brad Johnson plunged in from one-yard to tie the game at 20. San Francisco threatened with just over one minute to go, driving to the Redskins 22-yard line before fumbling, which Washington recovered to force overtime. Washington won the overtime coin toss and promptly moved the ball to the San Francisco 33-yard line in three plays. On first down, Johnson hit Larry Centers for a 33-yard touchdown pass and the 26-20 win.

| | 1st | 2nd | 3rd | 4th | OT | Final |
|----------|-----|-----|-----|-----|----|-------|
| 49ers | 7 | 6 | 7 | 0 | 0 | 20 |
| Redskins | 0 | 7 | 3 | 10 | 6 | 26 |

October 8, 2000

Oakland 34, San Francisco 28

In a game for the ages, the 49ers fell in overtime to the visitors from across the Bay, the Oakland Raiders. The Raiders jumped out to the early 6-0 lead on two Sebastian Janikowski field goals. The 49ers answered back, scoring 14 unanswered points to close out the first half. The Raiders dominated the third quarter, holding onto the ball for more than 11 minutes and scoring two touchdowns. After another score by the Raiders to start the fourth, the 49ers started their comeback. After a Jeff Garcia-to-Terrell Owens scor-

ing toss and another score on a nine-yard touchdown run by Charlie Garner, San Francisco tied the game at 28. On their next possession, the Raiders drove down to San Francisco's 23-yard line, but on fourth-and-10, Janikowski missed a 41-yard field goal wide left. The 49ers, with a chance to win the game, took possession and moved the ball down to the Oakland 29-yard line. On fourth-and-one, the Raiders defense stiffened and stopped a leaping Charlie Garner for no gain. The Raiders took over on downs, but couldn't get their offense going and were forced to punt back to the 49ers, who ran out the clock and forced the game into overtime. The Raiders won the toss and marched down to the 49ers 25-yard line. Janikowski came on to attempt the game-winning field goal, but missed wide right, his second missed field goal of the day. The 49ers took over and drove all the way to the Raiders 11-yard line. On first down, Wade Richey attempted the game-winning field goal, but was blocked and possession went back to the Raiders. Following two pass completions and a pass interference call on the 49ers, the Raiders finally put the game away with a 31-yard scoring toss from Rich Gannon to Tim Brown for the win.

| | 1st | 2nd | 3rd | 4th | OT | Final |
|---------|-----|-----|-----|-----|----|-------|
| 49ers | 0 | 14 | 0 | 14 | 0 | 28 |
| Raiders | 3 | 3 | 15 | 7 | 6 | 34 |

September 9, 2001

San Francisco 16, Atlanta 13

The 49ers began the 2001 regular season in an exciting fashion, defeating the visiting Atlanta Falcons 16-13 in overtime. The 49ers trailed by seven points at halftime and began the fourth quarter with a 10-point deficit. A J.J. Stokes touchdown reception narrowed the gap before Jose Cortez's field goal attempt tied the game at 13 with 11 seconds remaining in regulation. The 49ers won the coin toss in overtime and elected to receive. On the drive the 49ers faced a third-and-five when Jeff Garcia rifled a pass to Tai Streets, who raced 53 yards to the Falcons 23-yard line. Three plays later, Cortez nailed a 24-yard field goal to lift the 49ers to victory.

| | 1st | 2nd | 3rd | 4th | OT | Final |
|---------|-----|-----|-----|-----|----|-------|
| 49ers | 0 | 3 | 0 | 10 | 3 | 16 |
| Falcons | 7 | 3 | 3 | 0 | 0 | 13 |

October 14, 2001

San Francisco 37, Atlanta 31

The 49ers had their second overtime game of the 2001 season against the Falcons, sweeping Atlanta in the season series by winning 37-31. The 49ers rallied back from deficits of 20-7 at the half and 31-17 in the fourth quarter. The Falcons went up 14-0 early in the game. The 49ers put their first points of the game on the board in the second quarter when Jeff Garcia scored on a seven-yard run. The Falcons answered back with two field goals and went up 20-7 at halftime. Terrell Owens, who did not catch a pass in the first half, roared back to catch nine passes for 183 yards and a career-high three touchdowns. After a 49ers touchdown, at the hands of Kevan Barlow, and a touchdown by the Falcons, the 49ers were down 31-24 with just 2:22 remaining in the game. Garcia led the team on a 10-play, 72-yard drive when he hooked up with Owens from 17 yards out to tie the game at 31 with just 21 seconds remaining. The 49ers won the toss in overtime and drove to the Falcons 14-yard line. A mishandled snap between Garcia and Dave Fiore, who was filling in at center for an injured Jeremy Newberry, was recovered by the Falcons and their offense took over. The 49ers defense rose to the challenge, forcing Atlanta into a three-and-out possession. After the punt, San Fran-

cisco began at its own 33-yard line. After picking up one first down, Garcia faced third-and-five when he connected with Owens, who raced 52 yards for his third touchdown and the 37-31 overtime victory.

| | 1st | 2nd | 3rd | 4th | OT | Final |
|---------|-----|-----|-----|-----|----|-------|
| 49ers | 0 | 7 | 10 | 14 | 6 | 37 |
| Falcons | 14 | 6 | 0 | 11 | 0 | 31 |

October 28, 2001

Chicago 37, San Francisco 31

The 49ers had their second consecutive overtime game and their third of the 2001 season as they dropped a 37-31 decision to the Chicago Bears. San Francisco went up early in the first quarter after Bryant Young forced a fumble, which Julian Peterson scooped up and returned 26 yards for the touchdown. The 49ers struck again when Jeff Garcia hooked up with Justin Swift for a one-yard touchdown and the 14-0 lead. The Bears answered back with a safety and a touchdown, making the score 14-9 at the half. In the third quarter, the 49ers struck first when Garrison Hearst scored his first touchdown since 12-14-98 on a 60-yard bomb from Garcia. The Bears offense then took over and drove down to the 49ers 10-yard line where Zack Bronson intercepted a Shane Mathews pass and returned it a team-record 97 yards for the touchdown. After a Chicago touchdown and a 49ers field goal, the score was 31-16 early in the fourth quarter. The Bears then racked up 15 unanswered points on two touchdown drives to tie the game at 31 and send it into overtime. The 49ers won the coin toss and the offense took over. On the first play from scrimmage, Garcia was intercepted by Mike Brown, who raced 33 yards for the touchdown and the 37-31 victory for Chicago.

| | 1st | 2nd | 3rd | 4th | OT | Final |
|-------|-----|-----|-----|-----|----|-------|
| 49ers | 14 | 0 | 14 | 3 | 0 | 31 |
| Bears | 0 | 9 | 7 | 15 | 6 | 37 |

November 18, 2001

San Francisco 25, Carolina 22

In their fourth overtime game of the season, setting a new team record, the 49ers pulled out an exciting 25-22 victory over the Carolina Panthers. The game was a see-saw battle with each team going back and forth until the fourth quarter. The Panthers went ahead late in the fourth quarter after a Jeff Garcia interception. Wesley Walls scored on a 24-yard pass, but the two-point conversion failed, leaving the Panthers with a slim 19-14 lead. On the next 49ers drive, Garcia was intercepted again, this time deep in 49ers territory. The San Francisco defense held Carolina to only a field goal and the 49ers were down 22-14 with just 1:52 remaining in the game. Garcia started the offense on its own 34-yard line and began the two-minute drill. The 49ers moved down the field to the Panthers seven-yard line, where Garcia threw a fade route to Terrell Owens, who snatched it out of the air with one second remaining on the clock to cut the score to 22-20. Garcia then found Eric Johnson in the end zone for the two-point conversion to send the game into overtime. San Francisco won the coin toss and started its drive at its own 26-yard line. Garcia completed three-of-four passes for 27 yards, while Garrison Hearst rushed twice for 34 yards to bring the 49ers down to Carolina's nine-yard line. Jose Cortez came on for the game-winning field goal from 26 yards out, splitting the uprights to give the 49ers the 25-22 overtime victory.

| | 1st | 2nd | 3rd | 4th | OT | Final |
|----------|-----|-----|-----|-----|----|-------|
| 49ers | 0 | 7 | 7 | 8 | 3 | 25 |
| Panthers | 7 | 3 | 3 | 9 | 0 | 22 |



November 3, 2002

San Francisco 23, Oakland 20

The 49ers visited the Oakland Raiders and turned in an exciting performance. Tied at 13 entering the fourth quarter, the game saw back and forth before heading into overtime. San Francisco scored first in the fourth quarter when Jeff Garcia connected with Tai Streets for a three-yard touchdown to take the lead at 20-13. Oakland answered after the ensuing kickoff went out of bounds and the Raiders got the ball at their own 40-yard line. Oakland converted a crucial fourth-and-three play to maintain possession and ended the drive with a 10-yard touchdown run by Charlie Garner with just over six minutes remaining. The 49ers then ate up the clock with an impressive 13-play drive into scoring position, where Jose Cortez missed a 27-yard field goal at the end of regulation to send the game into overtime. The 49ers won the toss and launched a 17-yard drive. It was there that Cortez lined up for the game-winning 23-yard field goal that sailed through the uprights.

| | 1st | 2nd | 3rd | 4th | OT | Final |
|----------------|-----|-----|-----|-----|----|-------|
| 49ers | 10 | 0 | 3 | 7 | 3 | 23 |
| Raiders | 7 | 6 | 0 | 7 | 0 | 20 |

November 17, 2002

San Diego 20, San Francisco 17

In their second overtime game in three weeks, the 49ers dropped a close one to the San Diego Chargers. San Francisco took the early lead, leading 17-7 at the start of the fourth quarter. However the Chargers reeled off 10 unanswered points in the final period to tie the game at 17 to send it into overtime. In overtime, the Chargers won the toss and returned the opening kickoff 39 yards. But the drive stalled there and San Diego was forced to punt. On the ensuing 49ers possession, the offense drove down the field to the San Diego 23-yard line where Jose Cortez's game-winning field goal sailed wide right. The Chargers took over and promptly drive down the field in nine plays where Steve Christie nailed the 40-yard game-winning field goal.

| | 1st | 2nd | 3rd | 4th | OT | Final |
|-----------------|-----|-----|-----|-----|----|-------|
| 49ers | 0 | 7 | 10 | 0 | 0 | 17 |
| Chargers | 7 | 0 | 0 | 10 | 3 | 20 |

September 14, 2003

St. Louis 27, San Francisco 24

In an early-season division battle, the St. Louis Rams prevailed over the 49ers in overtime in a back and forth battle. The Rams went ahead late in the fourth quarter, 24-17, with 3:20 remaining. Undaunted, Jeff Garcia calmly led his team down the field for the game-tying 13-yard touchdown pass to Terrell Owens with 19 seconds remaining in regulation. The 49ers recovered a fumble on the ensuing kickoff and had the ball at midfield. After an incomplete pass, Garcia connected with Cedrick Wilson on a 29-yard pass on second down with nine seconds remaining. Instead of falling to the ground and taking a timeout, Wilson kept running and was tackled as time ran out and the game headed into overtime. The Rams won the toss and received the kickoff, which they returned to their 48-yard line. After a one-yard run by Marshall Faulk, the 49ers were penalized 15 yards for a face mask penalty. Marc Bulger then completed two straight passes which brought St. Louis to the 49ers 10-yard line. Jeff Wilkins then came on and hit the winning 28-yard field goal.

| | 1st | 2nd | 3rd | 4th | OT | Final |
|--------------|-----|-----|-----|-----|----|-------|
| 49ers | 7 | 3 | 7 | 7 | 0 | 24 |
| Rams | 7 | 0 | 7 | 10 | 3 | 27 |

October 26, 2003

Arizona 16, San Francisco 13

In another division battle, the 49ers had their second overtime game of the season, this time at Arizona. The field goal kicking was the story of this game as the 49ers missed both field goal attempts and made only 1-of-2 PATs and the Cardinals made only 3-of-6 field goal attempts. The Cardinals had the lead 13-6 in the fourth quarter when the 49ers tied the game on one of the most improbable touchdowns in team history. Jeff Garcia fumbled at the one-yard line and the ball was recovered by offensive lineman Kwame Harris, who scored his first career touchdown. The game was tied at 13 with 2:25 left to play. The Cardinals had another shot to get into scoring position, but were forced to punt and gave the 49ers one more shot for the victory with almost six minutes remaining in regulation. San Francisco then launched a drive that put the offense at the Arizona 16-yard line. But Owen Pochman missed the potential game-winning field goal, his second missed field goal of the day, this time from 35 yards out. This breathed new life into Arizona, who drove down to the San Francisco 32-yard line. With five seconds remaining in regulation, Tim Duncan attempted the game-winning 50-yard field goal, which was short, and the game headed to overtime. In overtime, the Cardinals won the toss and drove down to the 49ers 22-yard line in eight plays. Duncan set up for another chance at a game-winning field goal, this one from 39 yards out. The kick sailed through the uprights and the Cardinals notched the 16-13 victory.

| | 1st | 2nd | 3rd | 4th | OT | Final |
|------------------|-----|-----|-----|-----|----|-------|
| 49ers | 6 | 0 | 0 | 7 | 0 | 13 |
| Cardinals | 7 | 3 | 3 | 3 | 3 | 16 |

December 21, 2003

San Francisco 31, Philadelphia 28

The 49ers recorded their first overtime win of the season and also their first road win of 2003 with a 31-28 victory over Philadelphia. The two teams traded points back and forth heading into the final quarter. The 49ers kicked a 25-yard field goal on the first play of the fourth quarter to cut Philadelphia's lead to 21-20. On San Francisco's next possession, Kevan Barlow ran for 26 of his career-high 154 total yards and scored from one-yard out to give the 49ers a 26-21 lead. The two-point conversion attempt was successful and the 49ers had a seven-point lead with five minutes remaining in the game. The Eagles answered with a 10-play drive, adding seven points to tie the game on a Todd Pinkston touchdown grab with a little over a minute remaining in regulation. Philadelphia won the overtime coin toss and started its drive at its own 21-yard line. On the first play in the extra period, Tony Parrish, who notched an interception on the game's first drive, intercepted another pass and ran it back to the Eagles four-yard line. Todd Peterson then came out and nailed the 22-yard game-winning field goal.

| | 1st | 2nd | 3rd | 4th | OT | Final |
|---------------|-----|-----|-----|-----|----|-------|
| 49ers | 7 | 7 | 3 | 11 | 3 | 31 |
| Eagles | 0 | 14 | 7 | 7 | 0 | 28 |

October 10, 2004

San Francisco 31, Arizona 28

QB Tim Rattay joined an elite group of quarterbacks who have led the 49ers to come from behind victories in a 31-28 overtime victory against the visiting Arizona Cardinals at Monster Park. Rattay coolly directed two late fourth-quarter scoring drives that sent the game into overtime after trailing by 16 points with 8:19 remaining. In overtime, Rattay again led the team

downfield and buoyed by a roughing the passer penalty, put them into scoring position where K Todd Peterson banged home the game-winning 32-yard field goal. Rattay finished the game with a CAREER-HIGH 417 yards passing and a quarterback rating of 99.8. He was an impressive 14 of 20 for 115 yards and two touchdowns in the fourth quarter. He also broke QB Joe Montana's team record by completing 38 passes. Montana held the previous mark of 37. Rattay's favorite target on the day was TE Eric Johnson who hauled in a career-high 13 receptions for 162 yards and one touchdown. Johnson caught a six-yard touchdown from Rattay with 4:35 remaining in the game that pulled the 49ers within 10 points. Rattay ran in the two-point conversion and suddenly the 49ers were within eight points. Now they needed a stop and the defense was up to the task, forcing a Cardinals punt. Taking over at the 49ers 28-yard line, Rattay started off with a nine-yard pass to WR Curtis Conway, then scampered 15 more yards before hitting Conway on a 14-yard pass to get the 49ers to the Cardinals 23. From there Rattay found WR Brandon Lloyd in the corner of the end zone and the 49ers were within two points. Lloyd then slipped in front of the defender and caught Rattay's two-point offering sending the game into overtime. The 49ers won the overtime coin toss and never relinquished the ball. A roughing the passer penalty on Arizona's DT Darnell Dockett helped the 49ers cause and Rattay took advantage as he quickly moved the team into scoring position where Peterson knocked home the game-winner.

| | 1st | 2nd | 3rd | 4th | OT | Final |
|------------------|-----|-----|-----|-----|----|-------|
| 49ers | 0 | 6 | 6 | 16 | 3 | 31 |
| Cardinals | 0 | 14 | 0 | 14 | 0 | 28 |

December 12, 2004

San Francisco 31, Arizona 28

First-year RB Maurice Hicks earned the game ball after an inspiring 139-yard performance on 34 attempts. He and QB Ken Dorsey carried the 49ers to their second victory of the season, a 31-28 overtime victory in Arizona. San Francisco did have to work for the win, despite taking a 28-3 lead in the third quarter. The Cardinals staged a furious rally and almost answered the 49ers overtime win earlier in the season at Monster Park. But some key plays from the defense and the legs of Hicks proved the difference of the day. Hicks, making his first career NFL start, had four carries for 42 yards in overtime including a significant 17-yard gain that set up K Todd Peterson's game-winning field goal. Facing 2nd and 3 from the Cardinals 30-yard line, Hicks took the handoff from Dorsey, cut off the tackle to his right and raced downfield before he was knocked out of bounds at the 13. Dorsey finished the game completing 18 of 34 passes for 191 yards and three scores for a passer rating of 99.0. Starting for the injured QB Tim Rattay, Dorsey threw his first career touchdown to WR Brandon Lloyd for the first score of the day. He then connected twice with WR Cedrick Wilson for scores as Wilson led the receiving efforts with five receptions for 83 yards and two scores, including a 19-yard catch to keep the 49ers game-winning drive alive. Dorsey was sacked just once in his 34 passing attempts behind an offensive line that played its best game of the year.

| | 1st | 2nd | 3rd | 4th | OT | Final |
|------------------|-----|-----|-----|-----|----|-------|
| 49ers | 7 | 14 | 7 | 0 | 3 | 31 |
| Cardinals | 0 | 3 | 7 | 18 | 0 | 28 |



January 1, 2006

San Francisco 20, Houston 17

The San Francisco 49ers rallied from a 10–0 first quarter deficit for a 20–17 overtime victory over the Houston Texans to close out the 2005 campaign with two consecutive wins for a 4–12 record. The 49ers dominated the line of scrimmage, gaining 182 yards on the ground and controlling the clock for 44:03. The 49ers used a combination of RB Frank Gore (108 yards) and RB Maurice Hicks (64 yards) to take control on the ground. S Mike Adams was the star of the game on defense after finishing with two interceptions, one that was returned for a touchdown and the other that led to the game-winning field goal in overtime. QB Alex Smith helped lead the 49ers to a touchdown at the end of the first half by converting a key third-and-13 situation with a 14-yard strike to WR Brandon Lloyd and then three plays later threw his first NFL touchdown pass when he rolled to his right and found Lloyd in the back of the end zone for a 14-yard score. The 49ers took the second half kick and went on a 14-play, 56-yard drive that ended with a 42-yard field goal by Nedney to tie the game at 10–10. Houston responded when Banks fired a 31-yard pass to WR Corey Bradford to get into San Francisco territory followed by a 25-yard touchdown pass to Bradford to retake the lead at 17–10. Adams, who made his first NFL start at cornerback, intercepted QB Tony Banks at the end of the third quarter and returned it 40 yards for a touchdown to tie the game at 17–17. Then in overtime, Banks went deep but Adams intercepted the pass and alertly lateraled to S Ben Emanuel, who ran 35 yards to the Houston 21-yard line. After two short runs, PK Joe Nedney nailed a 33-yard field goal to give the 49ers the 20–17 victory.

| | 1st | 2nd | 3rd | 4th | OT | Final |
|--------|-----|-----|-----|-----|----|-------|
| 49ers | 0 | 7 | 10 | 0 | 3 | 20 |
| Texans | 10 | 0 | 7 | 0 | 0 | 17 |

December 31, 2006

San Francisco 26, Denver 23

The San Francisco 49ers overcame a 13–0 deficit to pull out a 26–23 win over the Denver Broncos at Invesco Field at Mile High. The 49ers played the role of spoilers when the victory knocked the Broncos out of the playoffs. The 49ers come-from-behind win was led by three outstanding individual efforts: RB Frank Gore gained 153 rushing yards, PK Joe Nedney kicked four field goals along with the game winner in overtime, and CB Walt Harris snagged two interceptions, including a 28-yard touchdown return in the third quarter. WR Bryan Gilmore had two key plays in overtime to advance the 49ers into field goal range for the game winning kick. During the first half, strong 49ers goal-line defense helped limit Denver to a pair of field goals on drives that were stopped when the Broncos were in first-and-goal situations. The 49ers defense again held Denver to a field goal in the third quarter when the Broncos had a first-and-goal inside the five-yard line. Denver went ahead 13–0 in the second quarter when CB Champ Bailey took a deflected theft 70 yards into the end zone. Nedney booted a 46-yard field goal to put the score at 13–3 in Denver's favor at the end of the half. San Francisco rallied in the second half, converting its first series into a 12-play, 76-yard touchdown drive. FB Moran Norris caught a short pass from Smith and weaved in and out of traffic for a 32-yard touchdown. The 49ers took the lead on the ensuing drive when Harris picked off QB Jay Cutler and went 28 yards untouched for a touchdown that gave the 49ers a 17–13 lead. Denver responded with a field goal on the next series, but the 49ers added two field goals in the

fourth quarter for a 23–16 advantage with 6:14 to play in regulation. Cutler completed a nine-yard touchdown pass to TE Tony Scheffler to tie the game at 23–23 and send it into overtime. Denver won the coin toss, but was forced to punt on two drives before a 12-yard return by PR Brandon Williams allowed the 49ers to start their game-winning drive at their own 39-yard line. Gilmore gained 20 yards on an end route and then caught a 14-yard pass from QB Alex Smith for a first down at the Denver 25-yard line. Two plays later, Nedney kicked a 36-yard field goal to give San Francisco the win.

| | 1st | 2nd | 3rd | 4th | OT | Final |
|---------|-----|-----|-----|-----|----|-------|
| 49ers | 0 | 3 | 14 | 6 | 3 | 26 |
| Broncos | 3 | 10 | 3 | 7 | 0 | 23 |

November 25, 2007

San Francisco 37, Arizona 31

The San Francisco 49ers completed a series sweep of the Arizona Cardinals with a 37–31 overtime victory to snap an eight-game losing streak at the University of Phoenix Stadium. DE Ron Fields forced QB Kurt Warner to fumble on a sack in the end zone, and LB Tully Banta-Cain recovered the ball for a touchdown in overtime to seal the win. The play was set up after PK Neil Rackers missed a 32-yard field goal in overtime. Rackers was successful on a field goal from the San Francisco nine-yard line, but the Cardinals were penalized for a delay of game penalty, moving the ball back to the 14-yard line where Rackers was wide to the left. A 59-yard punt by P Andy Lee followed by an Arizona penalty forced the Cardinals to begin their next drive at the three-yard line, setting up the 49ers defensive touchdown to get the win. RB Frank Gore went over the 100-yard mark for the first time in 2007, finishing with 116 yards and two touchdowns, including a 35-yard touchdown run with 1:25 to play to give the 49ers a 31–28 lead. Warner completed five passes on the ensuing drive to get Arizona to the one-yard line with six seconds to play. CB Donald Strickland broke up a pass in the end zone to force Arizona to settle for a 19-yard field goal as time expired in regulation. In overtime, Warner completed a short pass to WR Sean Morey, who raced down the sidelines for a 62-yard gain before LP Patrick Willis caught up with him to make a game-saving tackle at the 14-yard line. That set up Rackers game-winning field goal attempt. The 49ers had three first half turnovers with two CB Walt Harris interceptions and a strip by CB Nate Clements to lead to 14 points. San Francisco had a 17–7 lead and appeared to be in position to take a 17–14 halftime lead after Harris' second interception gave the 49ers a first down at their own 41-yard line. QB Trent Dilfer moved the team inside Arizona territory to the 37-yard line with 11 seconds to go to set up a field goal attempt. PK Joe Nedney attempted a 55-yard field goal that went wide, leaving six seconds on the board for the Cardinals. Warner completed a short pass to the sideline and then with two seconds left completed a 48-yard Hail Mary pass to WR Larry Fitzgerald for a touchdown and a 21–17 halftime lead. A 57-yard touchdown pass from Dilfer to WR Arnaz Battle in the third quarter pushed the 49ers back in front, 24–21, heading into the final quarter. Cardinals backup QB Tim Rattay completed a two-yard touchdown on a fourth-down play midway in the fourth quarter to take a 28–24 lead. Gore's 35-yard touchdown with 1:25 recaptured the lead for San Francisco, but Rackers last second field goal sent the game to overtime.

| | 1st | 2nd | 3rd | 4th | OT | Final |
|-----------|-----|-----|-----|-----|----|-------|
| 49ers | 7 | 10 | 7 | 7 | 6 | 37 |
| Cardinals | 7 | 14 | 0 | 10 | 0 | 31 |

September 14, 2008

San Francisco 33, Arizona 30

The San Francisco 49ers overcame a 14–point first quarter deficit to win 33–30 in overtime after PK Joe Nedney nailed a 40-yard game-winning field goal. After closing the gap to 20–13 at halftime, the 49ers intercepted Seattle on the first two drives of the second quarter, including one that was returned for a touchdown. On the first series of the second half, CB Walt Harris tipped a QB Matt Hasselbeck pass that was picked off and returned 86 yards for a touchdown by LB Patrick Willis to tie the game at 20–20. On the next series, DE Ray McDonald tipped a pass that was intercepted by Harris at the Seattle 41-yard line to help set up the go-ahead touchdown. QB J.T. O'Sullivan completed back-to-back passes to WR Bryant Johnson to move the 49ers to the 22-yard line to help get into position for a two-yard touchdown run by RB Frank Gore to lift the 49ers in front, 27–20. Seattle responded with a 15-play, 74-yard drive that ended in a touchdown to tie the game at 27–27. After both teams exchanged field goals to get the score tied at 30–30, the 49ers forced Seattle to punt from its own 12-yard line and the 49ers began a drive at the Seattle 49-yard line with 1:09 to play in regulation. The team moved to the 23-yard line with three seconds to play to set up a game-winning field goal attempt. Nedney's 41-yard attempt sailed wide to the right to send the game to overtime. The 49ers won the toss and elected to receive. O'Sullivan completed a 33-yard pass to WR Isaac Bruce on third-and-seven and a five-yard pass to WR Arnaz Battle on a third-and-two situation to push the 49ers to the 23-yard line where Nedney connected on a 40-yard field goal to give San Francisco the win. O'Sullivan registered his first 300-yard game, finishing 20-of-32 for 321 yards with one touchdown. Bruce had his first 100-yard game as a member of the 49ers with 153 yards on four catches, including a 63-yard catch in the second quarter to help get the 49ers in position for O'Sullivan's three-yard touchdown pass to Johnson. Seattle jumped to a 14–0 first quarter after taking advantage of two miscues by the 49ers. LB Manny Lawson blocked a Seattle punt early in the game, however Seattle recovered the loose ball and converted it into a first down inside San Francisco territory on a drive that ended with a Seattle touchdown. On the next series, Seattle forced Gore to fumble deep in Seahawks territory on a play that resulted in a 10-yard touchdown return by DT Craig Terrill.

| | 1st | 2nd | 3rd | 4th | OT | Final |
|----------|-----|-----|-----|-----|----|-------|
| 49ers | 3 | 10 | 14 | 3 | 3 | 33 |
| Seahawks | 14 | 6 | 0 | 10 | 0 | 30 |

November 14, 2010

San Francisco 23, St. Louis 20

The San Francisco 49ers Week 10 matchup would be a battle between NFC West foes as they hosted the division leading St. Louis Rams at Candlestick Park. With the chance to get back into the hunt for the NFC West and compile back-to-back wins for the first time this season, the 49ers would take a big step and put the game in the hands of former Heisman Trophy winner QB Troy Smith. Along with late game heroics that came down to the first overtime contest for the 49ers this season, the game proved to be a classic NFC West shootout. The Rams would also rely on a former Heisman Trophy winner in QB Sam Bradford to come in and test the 49ers at home. With two quarterbacks of storied pasts, the game turned out to be an offensive showcase as both teams would throw for a combined 607 yds., as well as 753 yds. of total offense. All



September 18, 2011
Dallas 27, San Francisco 24

would come down to an overtime FG off the foot of K Joe Nedney, who connected on a 29-yd. game-winning kick that gave the 49ers the 23–20 win. With St. Louis winning the toss and electing to receive, Bradford started things off, marching his team down the field. The drive ultimately would be halted, but not before a K Josh Brown's 42-yd. FG put the Rams on the board 3–0 to start the game. Coming off a bye and an extra week to prepare, the 49ers picked up right where they left off in London, as they were able to effectively spread the ball down the field, putting up 421 yds. of total offense. Smith proved to be a major part of the offensive onslaught as he completed 17 of 28 pass atts. for a career-high 356 yds. and 1 TD through the air. Smith's 356 yds. were the most by a 49ers QB since QB Tim Rattay threw for 417 yds. on 38 of 57 pass atts. vs. Arz. (10/10/04). From start to finish, the 49ers found ways to get the ball to multiple players throughout the offense as Smith connected with 5 different receivers who registered 60 yds. rec. or more. It marked the first time in franchise history that at least 5 receivers totaled 60 yds. rec. or more. Smith started the carousel of offensive production with a 32-yd. pass to TE Vernon Davis. On the very next offensive drive, Smith hooked up with WR Josh Morgan for a 65-yd. pass deep down the right side that brought him to the 1-yd. line, setting up a 1-yd. TD run by RB Frank Gore and giving the 49ers a 7–3 lead. The 49ers offense would continue to pour on the yards as they successfully moved the ball down field and allowed Nedney to connect on a 26-yd. FG to put the home team up 10–3 with 12:04 left to go in the half. The Rams eventually would find their way into the end zone as QB Sam Bradford connected with WR Danny Amendola for a 5-yd. TD pass to tie the game at 10 a piece heading into halftime. The 49ers found themselves down heading into the 4th qtr. after Rams RB Steven Jackson scampered for a 13-yd. TD to bring the score to 10–17. With the home team down 13–17 late in the 4th qtr. the 49ers would once again turn to their quarterback. With 2:30 remaining on the clock, the 49ers faced a 3rd and 32 situation at the SF 47-yd. line. Smith then connected on back-to-back passes to Gore of 14 and 23 yds. to move the chains, before firing a 16-yd. TD strike to WR Michael Crabtree to give the 49ers the lead. Rams marched right back down the field and scored off of a 33-yd. FG by Brown, forcing overtime. After St. Louis won the toss, the 49ers defense made a crucial 3 and out stop, which included a 3rd down sack by DT Justin Smith that allowed the 49ers to get the ball back and set up the game-winning FG.

| | 1st | 2nd | 3rd | 4th | OT | Final |
|--------------|-----|-----|-----|-----|----|-------|
| Rams | 3 | 7 | 7 | 3 | 0 | 20 |
| 49ers | 7 | 3 | 0 | 10 | 3 | 23 |

San Francisco's regime led by Jim Harbaugh and his new but experienced staff, entered the historic rivalry match against the Dallas Cowboys with something to prove at Candlestick Park. The 49ers started off as they had hoped, scoring 2 first-half TDs and blanking America's Team, but big pass plays late in the game would ultimately cause the Niners to fall short as they were edged 27–24 in overtime. Dallas opened the 1st qtr. marching down the field, but came up short after a failed 21-yd. FG attempt by K Dan Bailey. After exchanging the next couple of possessions, QB Alex Smith led the Niners on a 68-yd. drive, capped off by a 1-yd. TD by RB Frank Gore in the 2nd qtr. The 49ers front seven played strong, swarming and stopping the run, allowing Smith and the Niners to regain possession to take a 14–0 lead. The 12-yd. throw from Smith marked the first TD of WR Kyle Williams' career and the team's first passing TD of 2011. QB Tony Romo and the Cowboys answered before the half on a 71-yd. drive, capped off by a 53-yd. TD slant to WR Miles Austin, making it a one score game heading into the half. Dallas lost its starting QB for a brief stretch in the 3rd qtr., when it appeared Romo's rib injury – occurring on the 3rd play of the game – had become too much of a hindrance. Backup QB Jon Kitna started the 3rd qtr. and threw a tying TD pass and 2 INTs in relief. Displaying good ball skills and awareness, CB Tramaine Brock came up with his 2nd INT of the season in as many weeks, reacting to a Kitna tipped pass and coming up with the turnover. Smith and the 49ers took advantage of the Cowboys turnover with a deep pass down the right sideline to TE Delanie Walker for 29 yds. and the go-ahead TD entering the 4th qtr. K David Akers connected on a 55-yd. FG, marking the longest FG in Candlestick Park history, and the Niners built up a 10-pt. cushion. The Cowboys charged back from the 24–14 deficit when Romo hit Austin for a leaping 25-yd. TD, and then directed a 10-play, 44-yd. drive in the final 4 minutes that ended with an overtime-forcing, 48-yd. field goal. After the Cowboys' defense forced a punt on the 49ers first OT drive, Romo found backup WR Jesse Holley in stride for a 77-yd. gain that set up 19-yd. game-winning FG.

| | 1st | 2nd | 3rd | 4th | OT | Final |
|----------------|-----|-----|-----|-----|----|-------|
| Cowboys | 0 | 7 | 7 | 10 | 3 | 27 |
| 49ers | 0 | 14 | 7 | 3 | 0 | 24 |



PRESEASON RESULTS (SINCE 1946)

1946 (2-0)

| | | |
|----|------------------------------------|----|
| 17 | L.A. Dons (San Diego/10,000)—A—24 | 7 |
| 34 | Chicago Rockets (Kezar/34,000)—S—1 | 14 |

1947 (0-1)

| | | |
|---|-------------------------------|----|
| 7 | L.A. Dons (Kezar/19,000)—A—24 | 14 |
|---|-------------------------------|----|

1948 (2-0)

| | | |
|----|----------------------------------|----|
| 42 | L.A. Dons (Pasadena/58,207)—A—18 | 24 |
| 42 | Baltimore (Kezar/35,139)—A—22 | 14 |

1949 (2-0-1)

| | | |
|----|-------------------------------------|----|
| 28 | L.A. Dons (Los Angeles/81,272)—A—10 | 7 |
| 21 | Buffalo (Kezar/28,084)—A—14 | 0 |
| 21 | Cleveland (Cleveland/31,157)—A—19 | 21 |

1950 (1-4)

| | | |
|----|-------------------------------------|----|
| 12 | Washington (Kezar/51,201)—A—20 | 31 |
| 10 | Philadelphia (Kezar/17,000)—A—27 | 28 |
| 27 | Baltimore (Baltimore/6,000)—A—30 | 14 |
| 21 | Chicago Cards (Chicago/29,207)—S—1 | 28 |
| 10 | Pittsburgh (Pittsburgh/19,733)—S—10 | 13 |

1951 (4-1)

| | | |
|----|-------------------------------------|----|
| 45 | Washington (Kezar/27,280)—A—19 | 14 |
| 7 | Chicago Bears (Kezar/38,836)—A—26 | 24 |
| 24 | Pittsburgh (Syracuse/18,000)—S—8 | 7 |
| 20 | Green Bay (Minneapolis/19,021)—S—12 | 0 |
| 37 | Chicago Cards (Omaha/10,000)—S—23 | 17 |

1952 (7-0)

| | | |
|----|------------------------------------|----|
| 79 | SF Broncos+ (Kezar/87,000)—A—10 | 0 |
| 35 | Washington (Kezar/35,234)—A—17 | 0 |
| 38 | Chicago Cards (Kezar/34,109)—A—24 | 14 |
| 17 | L.A. Rams (Los Angeles/67,799)—S—3 | 7 |
| 29 | Pittsburgh (Pittsburgh/21,759)—S—7 | 14 |
| 35 | Cleveland (Akron/30,199)—S13 | 31 |
| 76 | San Jose Packers+ (SJ/6,839)—S—19 | 0 |

1953 (3-3-1)

| | | |
|----|---------------------------------------|----|
| 42 | Fort Ord# (Sacramento/17,000)—A—15 | 7 |
| 7 | New York (Kezar/36,273)—A—23 | 20 |
| 7 | Washington (Kezar/25,784)—A—30 | 0 |
| 10 | L.A. Rams (Los Angeles/39,816)—S—3 | 35 |
| 31 | Philadelphia (San Antonio/15,378)—S—7 | 28 |
| 14 | Chicago Cards (Kezar/22,736)—S—13 | 14 |
| 21 | New York (New York/22,551)—S—17 | 28 |

1954 (7-0)

| | | |
|----|-------------------------------------|----|
| 42 | Fort Ord# (Kezar/19,779)—A—8 | 14 |
| 43 | New York (Kezar/29,296)—A—15 | 35 |
| 30 | Washington (Sacramento/23,389)—A—21 | 7 |
| 42 | Chicago Cards (Kezar/24,559)—A—29 | 7 |
| 38 | Cleveland (Kezar/46,877)—S—5 | 21 |
| 28 | L.A. Rams (Los Angeles/84,572)—S—10 | 27 |
| 37 | Pittsburgh (Tucson/16,000)—S—15 | 14 |

Service Team + Semi Pro Team

1955 (5-1)

| | | |
|----|-------------------------------------|----|
| 7 | Washington (Kezar/27,237)—A—7 | 6 |
| 60 | Pittsburgh (Sacramento/23,496)—A—13 | 14 |
| 17 | New York (Seattle/49,000)—A—20 | 28 |
| 17 | Cleveland (Kezar/41,604)—A—28 | 14 |
| 43 | Chicago Cards (Kezar/33,579)—S—4 | 7 |
| 31 | L.A. Rams (Los Angeles/65,633)—S—9 | 10 |

1956 (3-3)

| | | |
|----|---------------------------------------|----|
| 28 | Cleveland (Kezar/38,741)—A—19 | 17 |
| 20 | Washington (Kezar/27,812)—A—26 | 0 |
| 14 | Chicago Cards (Kezar/28,758)—S—2 | 13 |
| 14 | New York (Portland/28,448)—S—8 | 21 |
| 24 | L.A. Rams (Los Angeles/57,688)—S—14 | 33 |
| 14 | Philadelphia (Sacramento/20,989)—S—23 | 21 |

1957 (5-1)

| | | |
|----|-------------------------------------|----|
| 24 | New York (Kezar/33,673)—A—18 | 15 |
| 27 | Washington (Kezar/24,781)—A—25 | 21 |
| 21 | Cleveland (Kezar/32,840)—S—1 | 17 |
| 27 | Chicago Cards (Kezar/28,000)—S—7 | 21 |
| 27 | L.A. Rams (Los Angeles/75,172)—S—13 | 58 |
| 17 | Philadelphia (Kezar/21,817)—S—22 | 14 |

1958 (3-3)

| | | |
|----|-------------------------------------|----|
| 10 | New York (Kezar/25,657)—A—17 | 19 |
| 20 | Washington (Portland/25,442)—A—23 | 19 |
| 55 | Chicago Cards (Kezar/23,997)—A—31 | 31 |
| 21 | Cleveland (Kezar/31,339)—S—7 | 16 |
| 38 | L.A. Rams (Los Angeles/62,546)—S—12 | 40 |
| 28 | Philadelphia (Kezar/33,398)—S—21 | 31 |

1959 (2-4)

| | | |
|----|---------------------------------------|----|
| 27 | Washington (Kezar/21,201)—A—16 | 24 |
| 17 | Green Bay (Kezar/18,916)—A—23 | 24 |
| 17 | Cleveland (Kezar/24,737)—A—30 | 14 |
| 24 | Chicago Cards (Seattle/23,000)—S—5 | 27 |
| 14 | L.A. Rams (Los Angeles/59,552)—S—12 | 48 |
| 13 | New York (Salt Lake City/18,496)—S—19 | 17 |

1960 (3-3)

| | | |
|----|------------------------------------|----|
| 16 | Dallas (Seattle/22,000)—A—6 | 10 |
| 31 | Washington (Kezar/13,163)—A—14 | 7 |
| 45 | Philadelphia (Kezar/17,667)—A—21 | 28 |
| 24 | Cleveland (Portland/25,898)—S—3 | 26 |
| 17 | L.A. Rams (Los Angeles/51,398)—S—9 | 28 |
| 17 | St. Louis (Kezar/13,021)—S—18 | 24 |

1961 (3-2)

| | | |
|----|------------------------------------|----|
| 20 | New York (Portland/24,084)—A—12 | 21 |
| 24 | Cleveland (Kezar/38,759)—A—20 | 27 |
| 14 | Minnesota (Portland/27,044)—A—26 | 10 |
| 38 | L.A. Rams (Los Angeles/42,558)—S—1 | 20 |
| 24 | Dallas (Sacramento/22,130)—S—9 | 7 |

1962 (4-1)

| | | |
|----|------------------------------------|----|
| 30 | Minnesota (Seattle/22,500)—A—11 | 24 |
| 42 | New York (Kezar/38,392)—A—19 | 10 |
| 27 | Cleveland (Portland/27,161)—A—25 | 34 |
| 26 | Dallas (Sacramento/20,000)—S—1 | 7 |
| 19 | L.A. Rams (Los Angeles/39,569)—S—8 | 3 |

1963 (0-5)

| | | |
|----|--|----|
| 28 | Minnesota (Portland/20,837)—A—10 | 43 |
| 22 | St. Louis (Salt Lake City/19,038)—A—16 | 24 |
| 7 | Cleveland (Kezar/28,335)—A—25 | 24 |
| 24 | Dallas (Bakersfield/9,927)—A—30 | 37 |
| 0 | L.A. Rams (Los Angeles/34,405)—S—7 | 17 |

1964 (1-4)

| | | |
|----|--|----|
| 26 | Cleveland (Kezar/34,405)—A—9 | 7 |
| 23 | Dallas (Portland/24,679)—A—15 | 34 |
| 21 | Minnesota (Salt Lake City/20,207)—A—22 | 24 |
| 14 | Pittsburgh (Omaha/15,666)—A—29 | 16 |
| 17 | L.A. Rams (Los Angeles/39,569)—S—5 | 21 |

1965 (2-2-1)

| | | |
|----|-------------------------------------|----|
| 21 | Cleveland (Kezar/22,000)—A—15 | 37 |
| 27 | Dallas (Portland/24,837)—A—21 | 7 |
| 17 | St. Louis (St. Louis/29,831)—A—27 | 17 |
| 23 | Pittsburgh (Providence/12,020)—S—4 | 9 |
| 14 | L.A. Rams (Los Angeles/29,510)—S—11 | 34 |

1966 (0-5)

| | | |
|----|--------------------------------------|----|
| 13 | Dallas (Kezar/28,899)—A—7 | 24 |
| 17 | Cleveland (Kezar/27,867)—A—14 | 28 |
| 17 | Pittsburgh (Portland/18,090)—A—20 | 34 |
| 17 | Atlanta (Columbia, S.C./21,780)—A—27 | 24 |
| 9 | L.A. Rams (Los Angeles/39,879)—S—3 | 29 |

1967 (2-3)

| | | |
|----|------------------------------------|----|
| 42 | Cleveland (Kezar/27,482)—A—13 | 14 |
| 24 | Dallas (Kezar/31,212)—A—20 | 30 |
| 10 | New Orleans (Portland/23,348)—A—26 | 24 |
| 13 | Oakland (Oakland/53,254)—S—3 | 10 |
| 7 | L.A. Rams (Los Angeles/53,822)—S—9 | 34 |

1968 (1-5)

| | | |
|----|------------------------------------|----|
| 18 | San Diego (San Diego/39,553)—A—3 | 30 |
| 14 | Dallas (Kezar/27,530)—A—11 | 16 |
| 17 | Cleveland (Kezar/26,801)—A—18 | 31 |
| 22 | Denver (Denver/22,254)—A—23 | 6 |
| 19 | Oakland (Kezar/57,593)—S—1 | 26 |
| 20 | L.A. Rams (Los Angeles/48,143)—S—6 | 21 |

1969 (0-6)

| | | |
|----|---------------------------------|----|
| 19 | Cleveland (Seattle/32,219)—A—10 | 24 |
| 17 | Dallas (Kezar/33,894)—A—17 | 20 |
| 15 | Denver (Denver/33,161)—A—23 | 19 |
| 28 | Oakland (Oakland/52,122)—A—31 | 42 |
| 10 | St. Louis (Kezar/32,506)—S—7 | 21 |
| 28 | L.A. Rams (Anaheim/39,179)—S—13 | 31 |



1970 (1-4)

| | | |
|----|-------------------------------------|----|
| 14 | Cleveland (Tampa/41,851)—A—15 | 17 |
| 7 | Miami (Miami/52,812)—A—22 | 17 |
| 23 | Denver (Eugene/26,238)—A—29 | 7 |
| 17 | Oakland (Kezar/55,521)—S—6 | 31 |
| 14 | L.A. Rams (Los Angeles/55,430)—S—12 | 17 |

1971 (3-2-1)

| | | |
|----|--------------------------------------|----|
| 38 | Cleveland (Candlestick/40,000) X—A—8 | 24 |
| 17 | Miami (Miami/57,008)—A—13 | 17 |
| 28 | San Diego (Candlestick/40,000)—A—22 | 17 |
| 33 | Denver (Spokane/33,184)—A—28 | 17 |
| 28 | Oakland (Oakland/53,696)—S—4 | 34 |
| 20 | L.A. Rams (Los Angeles/55,607)—S—9 | 23 |

1972 (3-3)

| | | |
|----|---|----|
| 10 | New York Jets (Jacksonville/41,920)—A—5 | 17 |
| 20 | Cleveland (Candlestick/49,767)—A—13 | 13 |
| 16 | San Diego (San Diego/47,308)—A—19 | 17 |
| 24 | Denver (Candlestick/52,738)—A—27 | 27 |
| 34 | Oakland (Candlestick/59,265)—S—3 | 21 |
| 17 | L.A. Rams (Los Angeles/60,807)—S—8 | 14 |

1973 (4-3)

| | | |
|----|-------------------------------------|----|
| 20 | New England (Canton/19,685)—J—28 | 7 |
| 27 | Cleveland (Cleveland/65,707)—A—6 | 16 |
| 14 | New York Jets (Tampa/46,477)—A—11 | 34 |
| 19 | San Diego (Candlestick/54,977)—A—19 | 7 |
| 43 | Denver (Candlestick/54,271)—A—26 | 7 |
| 17 | Oakland (Oakland/53,612)—S—1 | 23 |
| 10 | L.A. Rams (Los Angeles/57,687)—S—7 | 38 |

1974 (0-6)

| | | |
|----|--|----|
| 6 | San Diego (San Diego/18,870)—A—3 | 20 |
| 20 | Cleveland (Cleveland/24,008)—A—12 | 21 |
| 3 | Denver (Candlestick/30,001)—A—18 | 10 |
| 7 | Kansas City (Kansas City/46,548)—A—24 | 26 |
| 19 | Oakland Raiders (Candlestick/52,538)—S—2 | 20 |
| 7 | L.A. Rams (Candlestick/49,603)—S—8 | 17 |

1975 (3-3)

| | | |
|----|-------------------------------------|----|
| 17 | Cleveland (Candlestick/45,560)—A—10 | 13 |
| 6 | L.A. Rams (Los Angeles/58,230)—A—16 | 10 |
| 7 | San Diego (San Diego/18,764)—A—21 | 20 |
| 21 | Oakland (Oakland/52,866)—A—30 | 40 |
| 44 | Denver (Candlestick/45,686)—S—7 | 10 |
| 24 | Green Bay (Green Bay/56,267)—S—13 | 3 |

1976 (4-2)

| | | |
|----|---------------------------------------|----|
| 27 | Seattle (Seattle/60,825)—A—1 | 20 |
| 17 | Denver (Candlestick/40,052)—A—8 | 7 |
| 21 | Kansas City (Candlestick/39,745)—A—15 | 13 |
| 17 | San Diego (Honolulu/36,364)—A—21 | 16 |
| 9 | Oakland (Candlestick/52,704)—A—29 | 14 |
| 3 | L.A. Rams (Los Angeles/55,256)—S—4 | 10 |

1977 (1-5)

| | | |
|----|-------------------------------------|----|
| 24 | Seattle (Candlestick/38,024)—A—7 | 34 |
| 13 | San Diego (San Diego/26,620)—A—13 | 32 |
| 23 | L.A. Rams (Candlestick/44,898)—A—21 | 14 |
| 3 | Houston (Houston/36,538)—A—29 | 17 |
| 0 | Oakland (Oakland/53,442)—S—3 | 33 |
| 0 | Denver (Candlestick/36,441)—S—10 | 20 |

1978 (1-3)

| | | |
|----|-----------------------------------|----|
| 24 | Dallas (Dallas/63,736)—A—5 | 41 |
| 6 | Seattle (Candlestick/36,069)—A—12 | 20 |
| 14 | Oakland (Candlestick/58,658)—A—20 | 31 |
| 24 | Denver (Denver/73,559)—A—25 | 13 |

1979 (1-3)

| | | |
|----|------------------------------------|----|
| 13 | San Diego (Candlestick/32,275)—A—4 | 10 |
| 10 | Oakland (Oakland/53,503)—A—11 | 41 |
| 0 | Denver (Candlestick/34,133)—A—18 | 21 |
| 20 | Seattle (Seattle/59,941)—A—24 | 55 |

1980 (3-1)

| | | |
|----|-----------------------------------|----|
| 33 | Oakland (Candlestick/55,585)—A—9 | 14 |
| 17 | San Diego (San Diego/48,836)—A—16 | 14 |
| 7 | Seattle (Candlestick/41,841)—A—23 | 10 |
| 31 | Kansas City (Tucson/27,000)—A—30 | 21 |

1981 (2-2)

| | | |
|----|--------------------------------------|----|
| 27 | Seattle (Seattle/56,958)—A—5 (OT)—24 | |
| 28 | San Diego (Candlestick/41,667)—A—15 | 31 |
| 24 | Seattle (Candlestick/37,563)—A—22 | 17 |
| 7 | Oakland (Oakland/51,192)—A—29 | 21 |

1982 (2-2)

| | | |
|----|--|----|
| 14 | L.A. Raiders (Candlestick/61,065)—A—14 | 17 |
| 16 | St. Louis (Candlestick/51,931)—A—21 | 13 |
| 9 | San Diego (San Diego/48,697)—A—28 | 23 |
| 17 | Seattle (Seattle/57,839)—S—3 | 13 |

1983 (1-3)

| | | |
|----|---------------------------------------|----|
| 23 | L.A. Raiders (LA/41,337)—A—6 (OT)—26 | |
| 17 | New England (Candlestick/50,043)—A—14 | 15 |
| 7 | San Diego (San Diego/43,939)—A—20 | 24 |
| 6 | Seattle (Candlestick/47,074)—A—27 | 20 |

1984 (2-2)

| | | |
|----|---------------------------------------|----|
| 13 | L.A. Raiders (Candlestick/61,361)—A—4 | 10 |
| 20 | Denver (Denver/70,211)—A—11 | 21 |
| 15 | San Diego (San Diego/58,356)—A—18 | 35 |
| 17 | Seattle (Candlestick/49,219)—A—24 | 7 |

1985 (3-1)

| | | |
|----|--|----|
| 28 | L.A. Raiders (Los Angeles/54,990)—A—10 | 21 |
| 13 | Denver (Candlestick/55,425)—A—19 | 20 |
| 25 | San Diego (Candlestick/50,569)—A—24 | 10 |
| 23 | Seattle (Seattle/60,403)—A—30 | 21 |

1986 (2-2)

| | | |
|----|--|----|
| 32 | L.A. Raiders (Candlestick/61,834)—A—10 | 0 |
| 17 | L.A. Rams (Anaheim/49,146)—A—18 | 31 |
| 9 | Denver (Denver/73,592)—A—23 | 14 |
| 21 | Seattle (Candlestick/52,419)—A29 | 10 |

1987 (3-2)

| | | |
|----|--|----|
| 20 | Kansas City (Canton/23,826)—A—8 | 7 |
| 42 | L.A. Raiders (Los Angeles/53,838)—A—15 | 16 |
| 3 | Dallas (Candlestick/57,598)—A—22 | 13 |
| 17 | San Diego (Candlestick/52,733)—A—27 | 3 |
| 10 | Seattle (Seattle/59,653)—S—4 | 34 |

1988 (3-2)

| | | |
|----|---------------------------------------|----|
| 21 | Miami (London, England/70,535)—J—31 | 27 |
| 24 | L.A. Raiders (Candlestick/64,457)—A—6 | 10 |
| 24 | Denver (Denver/75,067)—A—13 | 34 |
| 34 | San Diego (San Diego/39,044)—A—20 | 27 |
| 27 | Seattle (Candlestick/53,357)—A—26 | 21 |

1989 (3-2)

| | | |
|----|--|----|
| 13 | L.A. Rams (Tokyo/43,896)—A—6 (OT)—16 | |
| 37 | L.A. Raiders (Los Angeles/36,739)—A—12 | 7 |
| 35 | Denver (Candlestick/58,641)—A—19 | 17 |
| 17 | San Diego (Candlestick/54,471)—A—23 | 14 |
| 17 | Seattle (Seattle/58,641)—S—1 | 28 |

1990 (1-3)

| | | |
|----|--|----|
| 13 | L.A. Raiders (Candlestick/59,677)—A—11 | 23 |
| 27 | Denver (Denver/74,164)—A—20 | 24 |
| 28 | San Diego (San Diego/49,289)—A—25 | 29 |
| 10 | Seattle (Candlestick/54,269)—A—31 | 30 |

1991 (5-0)

| | | |
|----|--|----|
| 24 | L.A. Raiders (Los Angeles/45,365)—J—27 | 17 |
| 21 | Chicago (Berlin, Germany/66,876)—A—3 | 7 |
| 24 | Denver (Candlestick/54,170)—A—7 | 6 |
| 24 | San Diego (Candlestick/53,453)—A—19 | 13 |
| 28 | Seattle (Seattle/54,111)—A—23 | 16 |

1992 (5-0)

| | | |
|----|---------------------------------------|----|
| 13 | Denver (Candlestick/50,435)—A—3 | 7 |
| 24 | L.A. Raiders (Candlestick/49,068)—A—8 | 10 |
| 17 | Washington (London/61,722)—A—16 | 15 |
| 20 | San Diego (San Diego/40,921)—A—21 | 14 |
| 24 | Seattle (Candlestick/52,822)—A—28 | 17 |

1993 (4-1)

| | | |
|----|-------------------------------------|----|
| 21 | Pittsburgh (Barcelona/45,330)—A—1 | 14 |
| 27 | L.A. Raiders (Stanford/68,011)—A—8 | 0 |
| 16 | Denver (Denver/71,921)—A—16 | 13 |
| 0 | Seattle (Seattle/51,086)—A—21 | 30 |
| 30 | San Diego (Candlestick/53,649)—A—28 | 14 |

X First 49ers pro football game in Candlestick Park: August 8, 1971

**1994 (3-1)**

| | | |
|----|-----------------------------------|----|
| 7 | Arizona (Arizona/68,288)–A–5 | 17 |
| 20 | Denver (Candlestick/52,429)–A–12 | 3 |
| 30 | San Diego (San Diego/45,674)–A–18 | 24 |
| 13 | Seattle (Candlestick/54,004)–A–26 | 9 |

1995 (3-2)

| | | |
|----|-----------------------------------|----|
| 7 | Denver (Denver/71,182)–J–29 | 9 |
| 10 | Denver (Tokyo, Japan/45,000)–A–6 | 24 |
| 17 | San Diego (San Diego/58,233)–A–13 | 6 |
| 17 | Carolina (3Com/51,185)–A–19 | 10 |
| 17 | Seattle (3Com/53,280)–A–26 | 7 |

1996 (1-3)

| | | |
|----|---|----|
| 17 | Denver (3Com/48,577)–A–3 | 20 |
| 16 | San Diego (3Com/49,846)–A–10 (OT) | 13 |
| 10 | Jacksonville (Jacksonville/67,858)–A–18 | 38 |
| 3 | Seattle (Seattle/38,144)–A–23 | 20 |

1997 (1-3)

| | | |
|----|----------------------------------|----|
| 13 | San Diego (San Diego/62,542)–A–2 | 20 |
| 21 | Seattle (3Com/50,153)–A–9 | 17 |
| 20 | Jacksonville (3Com/50,346)–A–18 | 28 |
| 17 | Denver (Denver/69,874)–A–23 | 31 |

1998 (2-3)

| | | |
|----|--------------------------------------|----|
| 14 | New England (3Com/46,374)–A–2 | 13 |
| 21 | San Diego (San Diego/55,723)–A–8 | 27 |
| 24 | Seattle (Vancouver, BC/45,202)–A–15* | 21 |
| 20 | Miami (3Com/53,214)–A–23 | 21 |
| 20 | Seattle (Seattle/57,014)–A–28 | 21 |

*American Bowl at Vancouver, B.C.

1999 (3-1)

| | | |
|----|-------------------------------|----|
| 31 | San Diego (3Com/65,898)–A–12 | 24 |
| 24 | Seattle (3Com/66,193)–A–19 | 23 |
| 16 | Oakland (Oakland/61,901)–A–30 | 8 |
| 3 | Denver (Denver/68,421)–S–3 | 34 |

2000 (1-4)

| | | |
|----|---------------------------------------|----|
| 0 | New England (Canton/22,840)–J–31* | 20 |
| 20 | San Diego (3Com/64,243)–A–5 | 23 |
| 33 | Kansas City (Kansas City/76,682)–A–13 | 10 |
| 21 | Seattle (Seattle/68,579)–A–19 | 25 |
| 24 | Denver (3Com/65,016)–A–25 | 28 |

*Hall of Fame Game at Canton, OH

2001 (1-3)

| | | |
|----|-----------------------------------|----|
| 24 | San Diego (San Diego/45,155)–A–11 | 25 |
| 20 | Oakland (3Com/67,817)–A–19 | 17 |
| 18 | Seattle (3Com/63,887)–A–25 | 28 |
| 7 | Denver (Denver/73,855)–A–31 | 35 |

2002 (2-3)

| | | |
|----|-------------------------------------|----|
| 7 | Washington (Osaka/26,119)–A–3* | 38 |
| 14 | Kansas City (3Com/63,111)–A–10 (OT) | 17 |
| 12 | Denver (Denver/73,071)–A–19 | 7 |
| 10 | Oakland (Oakland/40,120)–A–24 | 17 |
| 27 | San Diego (3Com/62,980)–A–28 | 3 |

*American Bowl in Osaka, Japan

2003 (3-1)

| | | |
|----|---|----|
| 24 | at Kansas City (Kansas City/73,830)–A–9 | 6 |
| 14 | Oakland (3Com/65,856)–A–14 | 10 |
| 27 | New Orleans (3Com/63,153)–A–23 | 12 |
| 3 | at San Diego (San Diego/49,676)–A–29 | 24 |

2004 (0-4)

| | | |
|----|--------------------------------------|----|
| 30 | Oakland (Monster Park/63,854)–A–14 | 33 |
| 13 | at Chicago (Chicago/61,760)–A–21 | 20 |
| 10 | at Minnesota (Minnesota/63,960)–A–27 | 23 |
| 15 | San Diego (Monster Park/60,034)–S–2 | 31 |

2005 (2-2)

| | | |
|----|--------------------------------------|----|
| 21 | Oakland (Monster Park/61,446)–A–13 | 13 |
| 21 | at Denver (Denver/70,794)–A–20 | 26 |
| 16 | Tennessee (Monster Park/56,856)–A–26 | 13 |
| 24 | at San Diego (San Diego/49,817)–S–1 | 28 |

2006 (2-2)

| | | |
|----|-------------------------------------|----|
| 28 | Chicago (Monster Park/67,572)–A–11 | 14 |
| 7 | at Oakland (Oakland/47,849)–A–20 | 23 |
| 7 | at Dallas (Dallas/61,295)–A–26 | 17 |
| 23 | San Diego (Monster Park/66,946)–S–1 | 14 |

2007 (1-3)

| | | |
|----|--------------------------------------|----|
| 13 | Denver (Monster Park/66,764)–A–13 | 17 |
| 26 | Oakland (Monster Park/68,107)–A–18 | 21 |
| 28 | at Chicago (Chicago/61,807)–A–25 | 31 |
| 13 | at San Diego (San Diego/56,172)–A–30 | 16 |

2008 (2-2)

| | | |
|----|-------------------------------------|----|
| 6 | at Oakland (Oakland/52,609)–A–8 | 18 |
| 34 | Green Bay (Candlestick/67,230)–A–16 | 6 |
| 37 | at Chicago (Chicago/61,051)–A–21 | 30 |
| 17 | San Diego (Candlestick/67,133)–A–29 | 20 |

2009 (3-1)

| | | |
|----|-------------------------------------|----|
| 17 | Denver (Candlestick/61,533)–A–14 | 16 |
| 21 | Oakland (Candlestick/61,907)–A–22 | 20 |
| 20 | at Dallas (Arlington/72,171)–A–29 | 13 |
| 7 | at San Diego (San Diego/59,049)–S–4 | 26 |

2010 (4-0)

| | | |
|----|--|----|
| 37 | at Indianapolis (Indianapolis/65,644)–A–15 | 17 |
| 15 | Minnesota (Candlestick/69,732)–A–22 | 10 |
| 28 | at Oakland (Oakland/42,248)–A–28 | 24 |
| 17 | San Diego (Candlestick/69,732)–S–2 | 14 |

2011 (2-2)

| | | |
|----|--|----|
| 3 | at New Orleans (New Orleans/72,578)–A–12 | 24 |
| 17 | Oakland (San Francisco/69,732)–A–20 | 3 |
| 7 | Houston (San Francisco/69,732)–A–27 | 30 |
| 20 | at San Diego (San Diego/54,082)–S–1 | 27 |



HOME/AWAY RECORDS

| HOME RECORD | | | | | ROAD RECORD | | | | |
|---------------|------------|------------|----------|-------------|-------------|------------|----------|-------------|-------|
| YEAR | W | L | T | PCT | YEAR | W | L | T | PCT |
| 1946 | 5 | 2 | 0 | .714 | 1946 | 4 | 3 | 0 | .571 |
| 1947 | 4 | 2 | 1 | .642 | 1947 | 4 | 2 | 1 | .642 |
| 1948 | 6 | 1 | 0 | .857 | 1948 | 6 | 1 | 0 | .857 |
| 1949 | 6 | 0 | 0 | 1.000 | 1949 | 3 | 3 | 0 | .500 |
| 1950 | 3 | 3 | 0 | .500 | 1950 | 0 | 6 | 0 | .000 |
| 1951 | 5 | 1 | 0 | .833 | 1951 | 2 | 3 | 1 | .416 |
| 1952 | 3 | 3 | 0 | .500 | 1952 | 4 | 2 | 0 | .666 |
| 1953 | 5 | 1 | 0 | .833 | 1953 | 4 | 2 | 0 | .666 |
| 1954 | 4 | 2 | 0 | .666 | 1954 | 3 | 2 | 1 | .583 |
| 1955 | 2 | 4 | 0 | .333 | 1955 | 2 | 4 | 0 | .333 |
| 1956 | 3 | 3 | 0 | .500 | 1956 | 2 | 3 | 1 | .416 |
| 1957 | 5 | 1 | 0 | .833 | 1957 | 3 | 3 | 0 | .500 |
| 1958 | 4 | 2 | 0 | .666 | 1958 | 2 | 4 | 0 | .333 |
| 1959 | 4 | 2 | 0 | .666 | 1959 | 3 | 3 | 0 | .500 |
| 1960 | 3 | 3 | 0 | .500 | 1960 | 4 | 2 | 0 | .666 |
| 1961 | 5 | 1 | 1 | .785 | 1961 | 2 | 5 | 0 | .285 |
| 1962 | 1 | 6 | 0 | .142 | 1962 | 5 | 2 | 0 | .714 |
| 1963 | 2 | 5 | 0 | .285 | 1963 | 0 | 7 | 0 | .000 |
| 1964 | 3 | 4 | 0 | .428 | 1964 | 1 | 6 | 0 | .142 |
| 1965 | 4 | 2 | 1 | .642 | 1965 | 3 | 4 | 0 | .428 |
| 1966 | 4 | 2 | 1 | .642 | 1966 | 2 | 4 | 1 | .357 |
| 1967 | 3 | 4 | 0 | .428 | 1967 | 4 | 3 | 0 | .571 |
| 1968 | 3 | 3 | 1 | .500 | 1968 | 4 | 3 | 0 | .571 |
| 1969 | 3 | 3 | 1 | .500 | 1969 | 1 | 5 | 1 | .214 |
| 1970 | 5 | 1 | 1 | .785 | 1970 | 5 | 2 | 0 | .714 |
| 1971 | 4 | 3 | 0 | .571 | 1971 | 5 | 2 | 0 | .714 |
| 1972 | 4 | 2 | 1 | .642 | 1972 | 4 | 3 | 0 | .571 |
| 1973 | 3 | 4 | 0 | .428 | 1973 | 2 | 5 | 0 | .285 |
| 1974 | 3 | 4 | 0 | .428 | 1974 | 3 | 4 | 0 | .428 |
| 1975 | 2 | 5 | 0 | .285 | 1975 | 3 | 4 | 0 | .428 |
| 1976 | 4 | 3 | 0 | .571 | 1976 | 4 | 3 | 0 | .571 |
| 1977 | 3 | 4 | 0 | .428 | 1977 | 2 | 5 | 0 | .285 |
| 1978 | 2 | 6 | 0 | .125 | 1978 | 0 | 8 | 0 | .000 |
| 1979 | 2 | 6 | 0 | .125 | 1979 | 0 | 8 | 0 | .000 |
| 1980 | 4 | 4 | 0 | .500 | 1980 | 2 | 6 | 0 | .250 |
| 1981 | 7 | 1 | 0 | .875 | 1981 | 6 | 2 | 0 | .750 |
| 1982 | 0 | 5 | 0 | .000 | 1982 | 3 | 1 | 0 | .750 |
| 1983 | 4 | 4 | 0 | .500 | 1983 | 6 | 2 | 0 | .750 |
| 1984 | 7 | 1 | 0 | .875 | 1984 | 8 | 0 | 0 | 1.000 |
| 1985 | 5 | 3 | 0 | .625 | 1985 | 5 | 3 | 0 | .625 |
| 1986 | 6 | 2 | 0 | .750 | 1986 | 4 | 3 | 1 | .562 |
| 1987 | 6 | 1 | 0 | .857 | 1987 | 7 | 1 | 0 | .875 |
| 1988 | 4 | 4 | 0 | .500 | 1988 | 6 | 2 | 0 | .750 |
| 1989 | 6 | 2 | 0 | .750 | 1989 | 8 | 0 | 0 | 1.000 |
| 1990 | 6 | 2 | 0 | .750 | 1990 | 8 | 0 | 0 | 1.000 |
| 1991 | 7 | 1 | 0 | .875 | 1991 | 3 | 5 | 0 | .375 |
| 1992 | 7 | 1 | 0 | .875 | 1992 | 7 | 1 | 0 | .875 |
| 1993 | 6 | 2 | 0 | .750 | 1993 | 4 | 4 | 0 | .500 |
| 1994 | 7 | 1 | 0 | .875 | 1994 | 6 | 2 | 0 | .750 |
| 1995 | 6 | 2 | 0 | .750 | 1995 | 5 | 3 | 0 | .625 |
| 1996 | 6 | 2 | 0 | .750 | 1996 | 6 | 2 | 0 | .750 |
| 1997 | 8 | 0 | 0 | 1.000 | 1997 | 5 | 3 | 0 | .625 |
| 1998 | 8 | 0 | 0 | 1.000 | 1998 | 4 | 4 | 0 | .500 |
| 1999 | 3 | 5 | 0 | .375 | 1999 | 1 | 7 | 0 | .125 |
| 2000 | 4 | 4 | 0 | .500 | 2000 | 2 | 6 | 0 | .250 |
| 2001 | 7 | 1 | 0 | .875 | 2001 | 5 | 3 | 0 | .625 |
| 2002 | 5 | 3 | 0 | .625 | 2002 | 5 | 3 | 0 | .625 |
| 2003 | 6 | 2 | 0 | .750 | 2003 | 1 | 7 | 0 | .125 |
| 2004 | 1 | 7 | 0 | .125 | 2004 | 1 | 7 | 0 | .125 |
| 2005 | 3 | 5 | 0 | .375 | 2005 | 1 | 7 | 0 | .125 |
| 2006 | 4 | 4 | 0 | .500 | 2006 | 3 | 5 | 0 | .375 |
| 2007 | 3 | 5 | 0 | .375 | 2007 | 2 | 6 | 0 | .250 |
| 2008 | 4 | 4 | 0 | .500 | 2008 | 3 | 5 | 0 | .375 |
| 2009 | 6 | 2 | 0 | .750 | 2009 | 2 | 6 | 0 | .250 |
| 2010 | 5 | 3 | 0 | .571 | 2010 | 1 | 7 | 0 | .125 |
| 2011 | 7 | 1 | 0 | .875 | 2011 | 6 | 2 | 0 | .750 |
| Totals | 290 | 182 | 8 | .613 | 232 | 241 | 7 | .491 | |



NFC WEST STANDINGS - 1970-2010

| 1970 | |
|-----------------|--------|
| * San Francisco | 10-3-1 |
| Los Angeles | 8-5-1 |
| Atlanta | 4-8-2 |
| New Orleans | 2-11-1 |

| 1971 | |
|-----------------|-------|
| * San Francisco | 9-5 |
| Los Angeles | 8-5-1 |
| Atlanta | 7-6-1 |
| New Orleans | 4-8-2 |

| 1972 | |
|-----------------|--------|
| * San Francisco | 9-5 |
| Atlanta | 7-7 |
| Los Angeles | 6-7-1 |
| New Orleans | 2-11-1 |

| 1973 | |
|---------------|------|
| * Los Angeles | 12-2 |
| Atlanta | 9-5 |
| New Orleans | 5-9 |
| San Francisco | 5-9 |

| 1974 | |
|---------------|------|
| * Los Angeles | 10-4 |
| San Francisco | 6-8 |
| New Orleans | 5-9 |
| Atlanta | 3-11 |

| 1975 | |
|---------------|------|
| * Los Angeles | 12-2 |
| San Francisco | 5-9 |
| Atlanta | 4-10 |
| New Orleans | 2-12 |

| 1976 | |
|---------------|--------|
| * Los Angeles | 10-3-1 |
| San Francisco | 8-6 |
| New Orleans | 4-10 |
| Atlanta | 4-10 |
| Seattle | 2-12 |

| 1977 | |
|---------------|------|
| * Los Angeles | 10-4 |
| Atlanta | 7-7 |
| San Francisco | 5-9 |
| New Orleans | 3-11 |

| 1978 | |
|---------------|------|
| * Los Angeles | 12-4 |
| * Atlanta | 9-7 |
| New Orleans | 7-9 |
| San Francisco | 2-14 |

| 1979 | |
|---------------|------|
| * Los Angeles | 9-7 |
| New Orleans | 8-8 |
| Atlanta | 6-10 |
| San Francisco | 2-14 |

| 1980 | |
|---------------|------|
| * Atlanta | 12-4 |
| * Los Angeles | 11-5 |
| San Francisco | 6-10 |
| New Orleans | 1-15 |

| 1981 | |
|-----------------|------|
| * San Francisco | 13-3 |
| Atlanta | 7-9 |
| Los Angeles | 6-10 |
| New Orleans | 4-12 |

| 1982 | |
|---------------|-----|
| * Atlanta | 5-4 |
| New Orleans | 4-5 |
| San Francisco | 3-6 |
| Los Angeles | 2-7 |

| 1983 | |
|-----------------|------|
| * San Francisco | 10-6 |
| * Los Angeles | 9-7 |
| New Orleans | 8-8 |
| Atlanta | 7-9 |

| 1984 | |
|-----------------|------|
| * San Francisco | 15-1 |
| * Los Angeles | 10-6 |
| New Orleans | 7-9 |
| Atlanta | 4-12 |

| 1985 | |
|-----------------|------|
| * Los Angeles | 11-5 |
| * San Francisco | 10-6 |
| New Orleans | 5-11 |
| Atlanta | 4-12 |

| 1986 | |
|-----------------|--------|
| * San Francisco | 10-5-1 |
| * Los Angeles | 10-6 |
| Atlanta | 7-8-1 |
| New Orleans | 7-9 |

| 1987 | |
|-----------------|------|
| * San Francisco | 13-2 |
| * New Orleans | 12-3 |
| Los Angeles | 6-9 |
| Atlanta | 3-12 |

| 1988 | |
|-----------------|------|
| * San Francisco | 10-6 |
| * Los Angeles | 10-6 |
| New Orleans | 10-6 |
| Atlanta | 5-11 |

| 1989 | |
|-----------------|------|
| * San Francisco | 14-2 |
| * Los Angeles | 11-5 |
| New Orleans | 9-7 |
| Atlanta | 3-13 |

| 1990 | |
|-----------------|------|
| * San Francisco | 14-2 |
| * New Orleans | 8-8 |
| Los Angeles | 5-11 |
| Atlanta | 5-11 |

| 1991 | |
|---------------|------|
| * New Orleans | 11-5 |
| * Atlanta | 10-6 |
| San Francisco | 10-6 |
| Los Angeles | 3-13 |

| 1992 | |
|-----------------|------|
| * San Francisco | 14-2 |
| * New Orleans | 12-4 |
| Atlanta | 6-10 |
| Los Angeles | 6-10 |

| 1993 | |
|-----------------|------|
| * San Francisco | 10-6 |
| New Orleans | 8-8 |
| Atlanta | 6-10 |
| Los Angeles | 5-11 |

| 1994 | |
|-----------------|------|
| * San Francisco | 13-3 |
| New Orleans | 7-9 |
| Atlanta | 7-9 |
| Los Angeles | 4-12 |

| 1995 | |
|-----------------|------|
| * San Francisco | 11-5 |
| * Atlanta | 9-7 |
| St. Louis | 7-9 |
| Carolina | 7-9 |
| New Orleans | 7-9 |

| 1996 | |
|-----------------|------|
| * Carolina | 12-4 |
| * San Francisco | 12-4 |
| St. Louis | 6-10 |
| Atlanta | 3-13 |
| New Orleans | 3-13 |

| 1997 | |
|-----------------|------|
| * San Francisco | 13-3 |
| Atlanta | 7-9 |
| Carolina | 7-9 |
| New Orleans | 6-10 |
| St. Louis | 5-11 |

| 1998 | |
|-----------------|------|
| * Atlanta | 14-2 |
| * San Francisco | 12-4 |
| New Orleans | 6-10 |
| Carolina | 4-12 |
| St. Louis | 4-12 |

| 1999 | |
|---------------|------|
| * St. Louis | 13-3 |
| Carolina | 8-8 |
| Atlanta | 5-11 |
| San Francisco | 4-12 |
| New Orleans | 3-13 |

| 2000 | |
|---------------|------|
| * New Orleans | 10-6 |
| * St. Louis | 10-6 |
| Carolina | 7-9 |
| San Francisco | 6-10 |
| Atlanta | 4-12 |

| 2001 | |
|-----------------|------|
| * St. Louis | 14-2 |
| * San Francisco | 12-4 |
| New Orleans | 7-9 |
| Atlanta | 7-9 |
| Carolina | 1-15 |

| 2002 | |
|-----------------|------|
| * San Francisco | 10-6 |
| St. Louis | 7-9 |
| Seattle | 7-9 |
| Arizona | 6-10 |

| 2003 | |
|---------------|------|
| * St. Louis | 12-4 |
| Seattle | 10-6 |
| San Francisco | 7-9 |
| Arizona | 4-12 |

| 2004 | |
|---------------|------|
| * Seattle | 9-7 |
| * St. Louis | 8-8 |
| Arizona | 6-10 |
| San Francisco | 2-14 |

| 2005 | |
|---------------|------|
| * Seattle | 13-3 |
| St. Louis | 6-10 |
| Arizona | 5-11 |
| San Francisco | 4-12 |

| 2006 | |
|---------------|------|
| * Seattle | 9-7 |
| St. Louis | 8-8 |
| San Francisco | 7-9 |
| Arizona | 5-11 |

| 2007 | |
|---------------|------|
| * Seattle | 10-6 |
| Arizona | 8-8 |
| San Francisco | 5-11 |
| St. Louis | 3-13 |

| 2008 | |
|---------------|------|
| * Arizona | 9-7 |
| San Francisco | 7-9 |
| Seattle | 4-12 |
| St. Louis | 2-14 |

| 2009 | |
|---------------|------|
| * Arizona | 10-6 |
| San Francisco | 8-8 |
| Seattle | 5-11 |
| St. Louis | 1-15 |

| 2010 | |
|---------------|------|
| * Seattle | 7-9 |
| St. Louis | 7-9 |
| San Francisco | 6-10 |
| Arizona | 5-11 |

| 2011 | |
|-----------------|------|
| * San Francisco | 13-3 |
| Arizona | 8-8 |
| Seattle | 7-9 |
| St. Louis | 2-14 |

* *Playoff Team*

SAN FRANCISCO 49ERS FOUNDER

**Anthony J. (Tony) Morabito
(1910-1957)**



Tony Morabito dedicated his life to bringing an idea to fruition that others thought preposterous – the membership of the West Coast, in general, and San Francisco, in particular, in a nationwide professional football league.

Morabito was the sports pioneer of the West, bringing San Francisco its first major league professional team, the San Francisco 49ers, in a professional sports business that was dominated by the East Coast. Before World War II, Morabito was convinced the San Francisco Bay Area was ready

for a franchise in the National Football League. The Bay Area was a mecca for college football. Fans came in droves to Kezar Stadium to see the Wonder Teams of California–Berkeley and the Wow Boys of Stanford, led by Frankie Albert. St. Mary's, Santa Clara and the University of San Francisco were also area powerhouses that regularly defeated the University of Washington and Southern California inside the walls of Kezar.

Morabito saw the rise of football in the area and presented a case to birth a professional football team in 1942 to National Football League officials, but he was quickly ushered out of the meeting room with firm politeness. In the spring of 1944, he took another crack, filing an application for an expansion team in the NFL. Morabito and some of his business associates went to Chicago to present their plan in front of League Commissioner, Elmer Layden. The NFL had no teams west of Chicago, and had no plans of changing their geographical structure. Morabito was again shunned.

He was then put in touch with Arch Ward, sports editor of The Chicago Tribune who was trying to organize a rival league, the All–America Football Conference. Morabito told Ward to count him in.

The new league's first meeting was held on June 6, 1944 in St. Louis, D–Day in Europe. Morabito agreed to form a San Francisco franchise in a league that would not begin operations until the end of the war.

It was the right time, and Morabito knew it.

A native of San Francisco, Morabito learned the game of football on vacant lots in the North Beach sector and had some success later as a halfback at St. Ignatius High School. He went on to play for the University of Santa Clara as a freshman in 1927 but his playing career was ended shortly after by a shoulder injury. He received his diploma in 1931 at the height of the Great Depression. He got a job driving a truck for \$80 a month while his father, an immigrant from Italy, had built up a flourishing ship's service business on the San Francisco waterfront, only to see it fold in the wake of the depression years.

As the country's economic state began to improve, so did Morabito's. By 1940, when he was 30 years old, he became a success in the lumber carrier business. The army turned him down for duty in 1942 because of partial deafness, which later forced him to wear a hearing aid.

By 1946, the San Francisco 49ers first year of operation, the Bay Area was in the middle of a postwar economic surge. Morabito's lumber yard was in huge demand as houses were springing up to shelter the fast–growing population that was migrating to California.

Morabito owned the new All–America Football Conference franchise with his partners in the Lumber Terminals of San Francisco – Allen E. Sorrell and E.J. Turre – and his younger brother, Victor.

Sorell suggested the team be named "49ers" after the voyagers who had rushed the West for gold. It is the only name the team has ever been affiliated with and



49ers Founder, Tony Morabito

San Francisco is the only city in which it has resided. The original team logo depicted San Francisco's wild beginnings. It was a goldminer in boots and a lumberjack shirt, firing a pair of pistols. One shot just missed the miner's head, while the other missed his foot. The logo was taken from a design seen on the side of railway freight cars.

With a charter, name and logo, the group recruited Lawrence "Buck" Shaw, Santa Clara's famous "Silver Fox," as the 49ers first head coach. The organization spent \$250,000 to get structured before the team even took their first snap. Morabito's approach was considered "first class," by most, and a financial risk by many.

But Morabito charged on, hand–picking an inaugural roster comprised of 32 players including Frankie Albert, Norm Standlee and Bruno Banducci, all from Stanford, and stars from Santa Clara, including Alyn Beals, an end who scored 46 pro touchdowns in four years. Other known players on the roster were Len Eshmont, Johnny "Johnny Strike" Strzykalski and Joe "The Toe" Ventrano.

Morabito watched as his 49ers played their first game on August 24, 1946, a 17–7 exhibition win over the Los Angeles Dons at Balboa Park in San Diego. The 49ers first home game was played at Kezar Stadium on September 1, 1946, a 34–14 exhibition win over the Chicago Rockets in front of 45,000 fans made up of longshoremen, draymen, mechanics and waterfront workers.

The first regular season league game was on September 8, 1946 against the New York Yankees. The 49ers scored first, but lost 21–7 in a game that began in sunshine and ended in the famous Kezar fog.

The 49ers finished 9–5 in their first season under Shaw, and went on to have an 8–4–2 record in 1947, 12–2 finish in 1948 and 10–4 record, including a trip to the Championship Game, in their final season in the AAFC.

At the end of 1949, it was announced that the AAFC had run its course. San Francisco, Cleveland and Baltimore received NFL franchises and would begin play in the NFL in 1950. The merger was what Morabito had hoped for all along as he, his brother Victor and general manager Lou Spadia, continued to hold the reins.

The 49ers struggled during their first season among the NFL elite, finishing with a 3–9 record. The following year though, the 49ers went 7–4–1.

As the seasons went on, Morabito was the heart and soul of the organization, signing on greats like The Million Dollar Backfield: Joe "The Jet" Perry, Hugh "The King" McElhenny and John Henry Johnson. He also attracted some of the NFL's most renowned talents in R.C. Owens, Bob St. Clair, Leo Nomellini, John Brodie and Y.A. Tittle.

The players appreciated his honesty, and trusted his every move and word.

As the 1950's progressed, Morabito was warned by his doctors that a bad heart and the rigors of football were not a healthy combination. But Morabito wasn't going to let a health scare get in the way of his passion. "What the hell, if I'm going to die, I might as well die at a football game," he said.

On October 27, 1957, the 49ers hosted the Chicago Bears at Kezar. The 49ers entered the game with a 3–1 record behind the talents of Owens, Perry, Tittle, McElhenny, Billy Wilson, and others. The Bears had a 14–0 advantage in the first quarter before the 49ers scored to close the deficit at 14–7. Just as the 49ers lined up for the next kickoff, Morabito, who was sitting next to his wife, Josephine, and his brother, Victor, in the guest box, suddenly collapsed. The great heart that had been with the 49ers since the franchise's inception had failed.

Father Bill McGuire of St. James parish was summoned to the guest box and pronounced Morabito his final absolution. Morabito looked up at him and smiled.

"Thank you father," he said.

Those were his last words.

The 49ers were behind 17–7 in the third quarter when the team learned of Morabito's death. His players rallied and came back to defeat Chicago, 21–17, in an emotional last win for their owner. The 49ers finished the season with three straight victories and an 8–4 record, tying Detroit for the NFL Western Division title.

Victor, Tony's younger brother, kept the team in the family until 1964, when he too died of a heart attack. Both Victor and Tony's wives, Jane and Josephine, retained control of the 49ers with Lou Spadia as team president until 1977, when a new team owner, Edward DeBartolo Jr. of Youngstown, Ohio emerged to buy the franchise.

Morabito's conviction, passion and character birthed and kept an NFL franchise in San Francisco, and laid the sturdy foundation that enabled the 49ers to become one of the NFL's premier football powers over the past 60 years.



Tony Morabito's widow, Josephine (left), and Victor Morabito's widow, Jane (right), kept control of the 49ers after their husbands' passing along with team president Lou Spadia (middle).



SAN FRANCISCO 49ERS LIMITED PARTNER THE MIEULI TRUST

Franklin Mieuli's longtime interest and love for sports sparked his future involvement in the professional sports teams that brought him five Super Bowl championship rings as a limited partner with the 49ers and one NBA World Championship as the owner of the Golden State Warriors.

In 1949, he accepted a position in the advertising department of the San Francisco Brewing Company, makers of Burgermeister beer. "Burgie" sponsored broadcasts of 49ers football games and in 1954, Mieuli produced the team's first telecast. Through his business relationship and friendship with Tony and Vic Morabito, the original owners of the 49ers, Franklin was offered the opportunity to purchase a share of the club, and today still holds stake in the 49ers franchise.

When the New York Giants moved west in 1958, Horace Stoneham offered Mieuli stock in the San Francisco Giants. In 1962, Franklin and a group of his friends also purchased the Philadelphia Warriors and the San Francisco Warriors were born. He became the only sportsman to have ownerships in three major league sports teams in the same area.

In the 25 years after he acquired majority ownership, the San Francisco and now Golden State Warriors were in the playoffs ten times, won four division titles and a World Championship in 1974–75. Mieuli is the first professional sports team owner to have named an African American as his head coach, Alvin Attles, a member of the team that moved west from Philadelphia. His longtime friend has served with the Warriors as a player, head coach, administrator, vice president and assistant general manager and in his 48th year with the club, is now a Warriors' ambassador.

Simultaneously, as president of Franklin Mieuli and Associates Radio and TV Production Co., he acquired radio and TV production rights to the Giants, 49ers and Warriors' games and engineered games for the A's and Raiders' broadcasts. He produced and handled the radio coverage for the 1960 Winter Olympics at Squaw Valley with Lon Simmons, Russ Hodges, Gordy Soltau and Marty Martin as his broadcasting crew. Today, his company, managed by long-time employee Shirley Figgins Mortensen, continues to provide the radio engineering for 25 sports teams, including baseball, football, hockey and basketball, throughout the U.S. and Canada. He also owned radio stations, KPUP, (KHIP and KMPX) in San Francisco and was an owner of KTMX in Colusa, CA.

Mieuli received a degree in advertising from the University of Oregon and served a stint in the U.S. Navy during World War II.

Mieuli passed away from natural causes at the age of 89 on April 24, 2010.

Mieuli and his former wife, Hilles Parish Cribari, are the parents of three children, seven grandchildren and five great-grandchildren. Ms. Blake Green, Mieuli's loving companion for the past 30 years, was formerly a feature writer for the San Francisco Chronicle and Newsday in New York.



SAN FRANCISCO 49ERS TEAM AWARDS

LEN ESHMONT AWARD

The Len Eshmont Award, the 49ers most prestigious annual honor, has been given each year to the 49ers player who best exemplifies the “inspirational and courageous play” of Len Eshmont. A member of the original 1946 49ers team, Eshmont coached at Navy and Virginia following his playing days with the 49ers. Eshmont died in 1957.

Listed below are the 49ers annual Len Eshmont Award winners since its inception in 1957:

| | | |
|-------------------------|------------------------|---------------------------|
| 1957 QB Y.A. Tittle | 1976 DE Tommy Hart | 1993 WR Jerry Rice |
| 1958 FB Joe Perry | 1977 S Mel Phillips | 1994 QB Steve Young |
| 1959 HB J.D. Smith | 1978 RB Paul Hofer | 1995 FB William Floyd |
| 1960 S Dave Baker | 1979 RB Paul Hofer | 1996 DT Bryant Young |
| 1961 DT Leo Nomellini | 1980 DT Archie Reese | 1997 DT Dana Stubblefield |
| 1962 DE Dan Colchico | 1981 TE Charle Young | 1998 DT Bryant Young |
| 1963 T Bob St. Clair | 1982 WR Dwight Clark | 1999 DT Bryant Young |
| 1964 DT Charlie Krueger | 1983 RB/ST Bill Ring | 2000 DT Bryant Young |
| 1965 QB John Brodie | 1984 LB Keena Turner | 2001 RB Garrison Hearst |
| 1966 HB John David Crow | 1985 FB Roger Craig | 2002 S Tony Parrish |
| 1967 LB Dave Wilcox | 1986 QB Joe Montana | 2003 LB Julian Peterson |
| 1968 LB Matt Hazeltine | 1987 WR Jerry Rice | 2004 DT Bryant Young |
| 1969 CB Jimmy Johnson | 1988 NT Michael Carter | 2005 DT Bryant Young |
| 1970 S Roosevelt Taylor | RB Roger Craig | 2006 DT Bryant Young |
| 1971 LB Ed Beard | 1989 QB Joe Montana | 2007 DT Bryant Young |
| 1972 DE Tommy Hart | 1990 DE Kevin Fagan | 2008 WR Isaac Bruce |
| 1973 S Mel Phillips | LB Charles Haley | 2009 TE Vernon Davis |
| 1974 T Len Rohde | 1991 WR John Taylor | 2010 LB Takeo Spikes |
| 1975 CB Jimmy Johnson | 1992 QB Steve Young | |

BOBB MCKITTRICK AWARD

This award is given annually to the 49ers offensive lineman who best exemplifies the dedication, excellence and commitment of offensive line coach Bobb McKittrick, a five-time Super Bowl champion.

In 1999, the San Francisco 49ers, under the direction of Bill Walsh, established the Bobb McKittrick Award. The award is meant to honor those offensive linemen who have best represented the courage, intensity and sacrifice displayed by the late McKittrick during his 21 years of service with the 49ers.

“Bobb gave distinguished service to the organization since our renaissance in 1979,” Walsh said. “He was a vital factor in five Super Bowl championships, the evolution of a dynasty and in the production of some of the finest offensive linemen in football. Offensive linemen don’t receive the recognition they so richly deserve. This gives us a venue to honor their sacrifices and achievements.”

A bronze plaque of McKittrick hangs in the 49ers locker room surrounded by the photographs of the McKittrick Award winners.

| | | |
|----------------------|----------------------|----------------------|
| 1981 Keith Fahnhorst | 1992 Guy McIntyre | 2002 Scott Gragg |
| 1983 John Ayers | 1993 Harris Barton | 2003 Jeremy Newberry |
| 1984 Randy Cross | 1994 Derrick Deese | 2004 Kyle Kosier |
| 1985 Fred Quillan | 1995 Kirk Scrafford | 2005 Jeremy Newberry |
| 1986 Keith Fahnhorst | 1996 Jesse Sapolu | 2006 Eric Heitmann |
| 1987 Bubba Paris | 1997 Ray Brown | 2007 Eric Heitmann |
| 1988 Steve Wallace | 1998 Chris Dalman | 2008 Eric Heitmann |
| 1989 Harris Barton | 1999 Ray Brown | 2009 David Baas |
| 1990 Guy McIntyre | 2000 Jeremy Newberry | 2010 David Baas |
| 1991 Jesse Sapolu | 2001 Ray Brown | |

ED BLOCK COURAGE AWARD

The Ed Block Courage Award is named after Ed Block, the former head athletic trainer of the Baltimore Colts of 23 years. Block was a pioneer in his profession and a respected humanitarian whose most passionate cause was helping children of abuse. The award is presented in his name each year to the player that exemplified a commitment to sportsmanship and courage. Ed Block Courage Award winners from each of the 32 NFL teams are honored at a banquet in Baltimore, MD. All proceeds from the event benefit the Ed Block Courage Award Foundation’s Courage House National Support Network. Named after the NFL team in a respective NFL city, a Courage House is a facility that provides support and quality care for abused children and their families in that community. The 49ers dedicated their Courage House in October 2003 at the Edgewood House in San Francisco.

| | | |
|-----------------------|-------------------------|--------------------------|
| 1984 DB Ronnie Lott | 1993 CB Don Griffin | 2002 S Tony Parrish |
| 1985 LB Keena Turner | 1994 T Harris Barton | 2003 C Jeremy Newberry |
| 1986 QB Joe Montana | 1995 DE Dennis Brown | 2004 LB Jamie Winborn |
| 1987 WR Mike Wilson | 1996 FB William Floyd | 2005 C Jeremy Newberry |
| 1988 CB Eric Wright | 1997 C/G Jesse Sapolu | 2006 RB Frank Gore |
| 1989 DB Chet Brooks | 1998 WR Jerry Rice | 2007 C Eric Heitmann |
| 1990 WR Mike Sherrard | 1999 DT Bryant Young | 2008 LB Manny Lawson |
| 1991 DB Dave Waymer | 2000 RB Garrison Hearst | 2009 CB Shawntae Spencer |
| 1992 DB Eric Davis | 2001 S Lance Shulters | 2010 DT Justin Smith |

BILL WALSH AWARD

The Bill Walsh Award was established in 2004 in honor of San Francisco’s Hall of Fame Head Coach Bill Walsh, who passed away in 2007. Walsh served as the team’s head coach for 10 seasons from 1979–88. In that time, he compiled a record of 102–63–1 and led the team to three Super Bowl victories. He was twice named NFL Coach of the Year (1981, 1984) and was later named Coach of the Decade for the 1980s. The award, which is voted on by coaches only, is given to the 49ers Team MVP, honoring his outstanding individual performance.

| | | |
|----------------------|-----------------------|------------------------|
| 2004 DE Bryant Young | 2006 RB Frank Gore | 2008 DE Justin Smith |
| 2005 LB Derek Smith | CB Walt Harris | 2009 LB Patrick Willis |
| K Joe Nedney | 2007 CB Nate Clements | 2010 RB Frank Gore |
| | LB Patrick Willis | |

MATT HAZELTINE AWARD

The Hazeltine Iron Man Award is named after linebacker/center Matt Hazeltine, a 13-year performer who played more seasons at linebacker than any other 49ers player. Known for his durability and dedication, Hazeltine passed away in 1987 from amyotrophic lateral sclerosis (ALS) and Bill Walsh established the award in his honor that year. The award is given annually to the most courageous and inspirational defensive player.

| | | |
|------------------------|------------------------|--------------------------|
| 1987 LB Michael Walter | 1995 S Tim McDonald | 2003 LB Derek Smith |
| 1988 LB Charles Haley | 1996 CB Merton Hanks | 2004 LB Jeff Ulbrich |
| 1989 DB Ronnie Lott | 1997 LB Gary Plummer | 2005 DE Bryant Young |
| 1990 DE Kevin Fagan | 1998 S Tim McDonald | 2006 LB Brandon Moore |
| 1991 LB Charles Haley | 1999 DT Bryant Young | 2007 LB Jeff Ulbrich |
| 1992 DE Pierce Holt | 2000 LB Ken Norton Jr. | 2008 LB Takeo Spikes |
| 1993 S Tim McDonald | 2001 S Lance Schulters | 2009 NT Aubrayo Franklin |
| 1994 CB Merton Hanks | 2002 S John Keith | 2010 DT Justin Smith |



GARRY NIVER AWARD

The Garry Niver Award is presented annually by the San Francisco Chapter of the Pro Football Writers of America to a 49ers' player for his cooperation and professional style in helping the pro football writers do their jobs. The award is named after pro football writer, Garry Niver, who was a long-time beat writer who covered the 49ers for the *San Mateo Times*.

| | | | | | |
|------|-----------------|------|----------------------|------|-----------------|
| 1993 | C/G Jess Sapolu | 2000 | S Lance Schulters | 2007 | RB Frank Gore |
| 1994 | S Tim McDonald | 2001 | QB Jeff Garcia | 2008 | C Eric Heitmann |
| 1995 | QB Steve Young | 2002 | DT Dana Stubblefield | 2009 | QB Alex Smith |
| 1996 | T Steve Wallace | 2003 | QB Jeff Garcia | | QB Shaun Hill |
| 1997 | G Ray Brown | 2004 | LB Jeff Ulbrich | 2010 | LB Takeo Spikes |
| 1998 | S Tim McDonald | 2005 | LB Julian Peterson | 2011 | S Donte Whitner |
| 1999 | WR Jerry Rice | 2006 | DE Bryant Young | | |

THOMAS HERRION AWARD

49ers owners Denise and John York established the Thomas Herrion Memorial Award in 2005, which is presented each season to a rookie or first-year player that best represents the dream of Thomas Herrion. The award will go to a player, like Thomas, who has taken advantage of every opportunity, turned it into a positive situation and made their dream turn into a reality.

| | | | | | |
|------|------------------|------|----------------------|------|------------------|
| 2005 | T Thomas Herrion | 2008 | WR Dominique Zeigler | 2010 | RB Anthony Dixon |
| 2006 | T Harvey Dahl | 2009 | FB Brit Miller | | DT Will Tukuafu |
| 2007 | CB Tarell Brown | | | | |

NFL AWARD WINNERS

NFL MOST VALUABLE PLAYER

| | |
|------|---|
| 1970 | QB John Brodie (AP, NEA, SN, PFW, FN and K.C. Committee of 101) |
| 1981 | QB Joe Montana (NY Daily News) |
| 1982 | WR Dwight Clark (SI) |
| 1984 | QB Joe Montana (Football News) |
| 1986 | WR Jerry Rice (SI) |
| 1987 | WR Jerry Rice (PFWA, NEA, SI, FN and FD) |
| 1988 | RB Roger Craig (NEA and SI) |
| 1989 | QB Joe Montana (PFWA, AP, NEA, FN and SI) |
| 1990 | QB Joe Montana (AP), WR Jerry Rice (SI) |
| 1992 | QB Steve Young (PFWA, AP, NEA, FD and SI) |
| 1994 | QB Steve Young (PFWA, AP and SI) |

NFC MOST VALUABLE PLAYER

| | |
|------|---------------------|
| 1989 | QB Joe Montana (FM) |
|------|---------------------|

NFL PLAYER OF THE YEAR

| | |
|------|--|
| 1952 | HB Hugh McElhenny (SP) |
| 1954 | FB Joe Perry (UPI) |
| 1955 | FB Joe Perry (UPI) |
| 1957 | QB Y.A. Tittle (UPI) |
| 1970 | QB John Brodie (AP and FN) |
| 1987 | WR Jerry Rice (Maxwell Club and SM) |
| 1989 | QB Joe Montana (SN, FD and Maxwell Club) |
| 1990 | WR Jerry Rice (SM) |
| 1992 | QB Steve Young (SN and Maxwell Club) |
| 1994 | QB Steve Young (SM) |

NFC PLAYER OF THE YEAR

| | |
|------|----------------------|
| 1970 | QB John Brodie (UPI) |
| 1994 | QB Steve Young (UPI) |

NFL OFFENSIVE PLAYER OF THE YEAR

| | |
|------|-----------------------------------|
| 1970 | QB John Brodie (NEA and PFW) |
| 1986 | WR Jerry Rice (PFW) |
| 1987 | WR Jerry Rice (AP, PFW and FD) |
| 1988 | RB Roger Craig (AP) |
| 1989 | QB Joe Montana (AP and PFW) |
| 1992 | QB Steve Young (AP and PFW) |
| 1993 | WR Jerry Rice (AP) |
| 1994 | QB Steve Young (AP, PFW and CPFM) |

NFC OFFENSIVE PLAYER OF THE YEAR

| | |
|------|---|
| 1986 | WR Jerry Rice (K.C. Committee 101) |
| 1987 | WR Jerry Rice (UPI and K.C. Committee 101) |
| 1988 | RB Roger Craig (UPI and K.C. Committee 101) |
| 1989 | QB Joe Montana (UPI and K.C. Committee 101) |
| 1992 | QB Steve Young (UPI, FN and K.C. Committee 101) |
| 1994 | QB Steve Young (Kansas City Committee 101) |

AP – Associated Press, CPNW – College and Pro Football Newsweekly, DN – Detroit News, DP – Detroit Press, FD – Football Digest, FI – NFL Films, FN – Football News, K.C. Committee 101 – Kansas City Committee 101, PFD – Pro Football Digest, PFW – Pro Football Weekly, SI – Sports Illustrated, SN – Sporting News, UPI – United Press International

NFL DEFENSIVE PLAYER OF THE YEAR

| | |
|------|---|
| 1981 | DE Fred Dean (UPI and K.C. Committee 101) |
| 1994 | CB Deion Sanders (AP and CPFM) |
| 1995 | FS Merton Hanks (FD) |
| 1997 | DT Dana Stubblefield (AP, PFW, FD, CPFM, NEA, K.C. Committee 101) |

NFC DEFENSIVE PLAYER OF THE YEAR

| | |
|------|---|
| 1990 | LB Charles Haley (UPI and K.C. Committee 101) |
| 1994 | CB Deion Sanders (K.C. Committee 101) |
| 1997 | DT Dana Stubblefield (K.C. Committee 101) |

NFL ROOKIE OF THE YEAR

| | |
|------|-------------------------|
| 1952 | HB Hugh McElhenny (UPI) |
|------|-------------------------|

NFL DEFENSIVE ROOKIE OF THE YEAR

| | |
|------|---------------------------|
| 1970 | CB Bruce Taylor (PFW) |
| 1993 | DT Dana Stubblefield (AP) |
| 1994 | DT Bryant Young (UPI) |
| 2007 | LB Patrick Willis (AP) |

NFL MAN OF THE YEAR

| | |
|------|------------------------------|
| 1989 | Edward J. DeBartolo Jr. (FM) |
|------|------------------------------|

COACH OF THE YEAR

| | |
|------|-----------------------------|
| 1959 | Howard (Red) Hickey (DM) |
| 1981 | Bill Walsh (AP, SN and PFW) |
| 1989 | George Seifert (FD) |
| 1990 | George Seifert (SN) |
| 1994 | George Seifert (SM) |

EXECUTIVE OF THE YEAR

| | |
|------|----------------------------|
| 1989 | John McVay (SN) |
| 1994 | Carmen Policy (SN and PFW) |

SUPER BOWL MOST VALUABLE PLAYER

| | |
|------|----------------------------------|
| 1982 | QB Joe Montana (Super Bowl XVI) |
| 1985 | QB Joe Montana (Super Bowl XIX) |
| 1989 | WR Jerry Rice (Super Bowl XXIII) |
| 1990 | QB Joe Montana (Super Bowl XXIV) |
| 1994 | QB Steve Young (Super Bowl XXIX) |

NFL COMEBACK PLAYER OF THE YEAR

| | |
|------|----------------------------------|
| 1999 | DT Bryant Young (AP) |
| 2001 | RB Garrison Hearst (AP and PFWA) |

NFL MOST IMPROVED PLAYER

| | |
|------|----------------------|
| 2000 | QB Jeff Garcia (PFW) |
|------|----------------------|

MOST CARING ATHLETE

| | |
|------|------------------------------|
| 2000 | DT Bryant Young (USA Today) |
| | DT Junior Bryant (USA Today) |



49ERS PLAYERS OF THE WEEK

| | OFFENSE | DEFENSE | SPECIAL TEAMS |
|------|------------------------------|--------------------------------|--------------------------------|
| 1984 | Joe Montana QB (week 8) | | |
| 1985 | Roger Craig RB (week 2) | Dwight Hicks S (week 16) | |
| | Joe Montana QB (week 5) | | |
| | Jerry Rice WR (week 14) | | |
| 1986 | Joe Montana QB (week 10) | Ronnie Lott S (week 4) | |
| | Jerry Rice WR (week 11) | Ronnie Lott S (week 8) | |
| | Roger Craig RB (week 15) | | |
| 1987 | Jerry Rice WR (week 11) | | |
| | Joe Montana QB (week 12) | | |
| 1988 | Roger Craig RB (week 2) | Michael Carter NT (week 1) | |
| | Joe Montana QB (week 4) | Michael Walter LB (week 2) | |
| | Roger Craig RB (week 7) | Eric Wright CB (week 15) | |
| | Jerry Rice WR (week 13) | | |
| 1989 | Joe Montana QB (week 3) | Pierce Holt DE (week 12) | |
| | John Taylor WR (week 14) | | |
| 1990 | Joe Montana QB (week 2) | Charles Haley LB (week 5) | |
| | Jerry Rice WR (week 3) | | |
| | Joe Montana QB (week 6) | | |
| | Jerry Rice WR (week 6) | | |
| 1991 | Steve Bono QB (week 14) | | |
| | John Taylor WR (week 15) | | |
| 1992 | Jerry Rice WR (week 7) | | |
| | Jerry Rice WR (week 13) | | |
| | Amp Lee RB (week 15) | | |
| 1993 | Jerry Rice WR (week 11) | Merton Hanks S (week 12) | Dexter Carter KR (week 5) |
| 1994 | Jerry Rice WR (week 1) | Deion Sanders CB (week 4) | Doug Brien K (week 3) |
| | Jerry Rice WR (week 12) | Merton Hanks S (week 6) | Dexter Carter KR/PR (week 10) |
| | | Merton Hanks S (week 11) | |
| 1995 | Elvis Grbac QB (week 12) | Merton Hanks S (week 3) | Jeff Wilkins K (week 12) |
| | Jerry Rice WR (week 16) | Ken Norton LB (week 8) | |
| | | Merton Hanks S (week 11) | |
| | | Tim McDonald S (week 13) | |
| 1996 | | Bryant Young DT (week 6) | Jeff Wilkins K (week 10) |
| | | Chris Doleman DE (week 9) | |
| | | Roy Barker DE (week 10) | |
| | | Chris Doleman DE (week 12) | |
| | | Rod Woodson CB (week 3) | |
| | | Dana Stubblefield DT (week 10) | |
| | | Dana Stubblefield DT (week 11) | |
| | | Roy Barker DE (week 8) | |
| | | Bryant Young DT (week 14) | |
| 1997 | Garrison Hearst RB (week 5) | | |
| | | | |
| 1998 | Garrison Hearst RB (week 1) | | |
| 1999 | | | |
| 2000 | Charlie Garner RB (week 4) | | |
| | Terrell Owens WR (week 16) | | |
| 2001 | Jeff Garcia QB (week 9) | Andre Carter LB (week 17) | Jose Cortez K (week 1) |
| | Garrison Hearst RB (week 11) | | |
| 2002 | | Jamie Winborn LB (week 1) | Jimmy Williams KR/PR (week 13) |
| | | Ronnie Heard S (week 8) | |
| | | Julian Peterson LB (week 10) | |
| | | Tony Parrish S (week 14) | |
| | | Ahmed Plummer CB (week 5) | |
| 2003 | Terry Jackson RB (week 1) | Tony Parrish S (week 16) | Cedric Wilson KR (week 9) |
| | Jeff Garcia QB (week 14) | | |
| 2004 | Tim Rattay QB (week 5) | | |
| 2005 | | | |
| 2006 | Frank Gore RB (week 5) | Bryant Young DE (week 1) | Joe Nedney K (week 8) |
| | Frank Gore RB (week 11) | Brandon Moore LB (week 9) | |
| | Frank Gore RB (week 12) | Walt Harris CB (week 17) | |
| 2007 | Shaun Hill QB (week 11) | | |
| 2008 | Frank Gore RB (week 2) | | |
| 2009 | Frank Gore RB (week 14) | | |
| 2011 | | Patrick Willis LB (week 5) | Ted Ginn Jr. WR (week 1) |
| | | | Andy Lee P (week 15) |
| | | | David Akers K (week 16) |
| | | | David Akers K (week 17) |

49ERS PLAYERS OF THE MONTH

| | OFFENSE | DEFENSE | SPECIAL TEAMS | OFFENSE | DEFENSE | SPECIAL TEAMS |
|------|-----------------------|-------------------------|---------------|---------|-----------------------------|--------------------|
| 1986 | Jerry Rice WR (Nov.) | | | 1995 | Ken Norton LB (Oct.) | |
| 1988 | | Charles Haley LB (Oct.) | | 1997 | Dana Stubblefield DT (Nov.) | |
| 1989 | Joe Montana QB (Nov.) | | | 1998 | Steve Young QB (Sept.) | |
| 1990 | | Charles Haley LB (Oct.) | | 2001 | Jeff Garcia QB (Nov.) | |
| 1991 | Steve Young QB (Oct.) | | | 2006 | Walt Harris CB (Nov.) | |
| 1992 | Steve Young QB (Oct.) | Tim Harris LB (Dec.) | | 2007 | Patrick Willis (Oct.)* | |
| 1993 | Steve Young QB (Nov.) | Eric Davis CB (Oct.) | | | Patrick Willis (Dec.)* | |
| 1994 | Steve Young QB (Nov.) | | | | Aldon Smith (Oct.)* | David Akers (Dec.) |
| | Steve Young QB (Dec.) | | | | Aldon Smith (Dec.)* | |

* NFL Defensive Rookie of the Month

EDWARD J. DeBARTOLO SR. 49ERS HALL OF FAME

The San Francisco 49ers are arguably one of the most fabled sports franchises in history. With the multitude of memories that the team's history holds, a place to honor and capture these tremendous times and legendary figures only seems appropriate.

During the 2009 offseason, the San Francisco 49ers and the York family proudly introduced the creation of the Edward J. DeBartolo Sr. 49ers Hall of Fame, named in honor of the beloved patriarch of the storied franchise. The 49ers Hall of Fame was established to recognize players, administrators and coaches who have made exceptional contributions to the organization.

A week after the creation of the new 49ers Hall of Fame, team President & CEO Jed York announced the name of its inaugural inductee, his uncle, Edward J. DeBartolo Jr., known as "Mr. D" to most close to the 49ers family. He was then officially inducted during halftime of the team's home opener versus the Seattle Seahawks on September 20, 2009.

Being inducted into the 49ers Hall of Fame is no easy task, and the selection process reflects the level of honor which it bestows. As a prerequisite for induction, all 49ers Hall of Fame candidates must have displayed one or more of the following qualifications: outstanding production and performance on the field, key contributions to the team's success, and/or the embodiment of the spirit and essence of the San Francisco 49ers.

JOHN BRODIE

Quarterback, 1957–73

49ers Hall of Fame Inductee: 2009

Holds the team record with 17 years of service. Ranks second in team history with 31,548 passing yards and third with 214 touchdown passes. Guided the 49ers to back-to-back NFC Championship games in 1970 and 1971. Was named NFL Most Valuable Player in 1970. Born August 14, 1935 in San Francisco, CA.




DWIGHT CLARK

Wide Receiver, 1979–87

49ers Hall of Fame Inductee: 2009

Finished with 506 receptions for 6,750 yards and 48 touchdowns. Ranks fourth on 49ers all-time receptions list and third in receiving yards. Two-time Pro Bowler (1981, 1982) and first-team All-Pro in 1982 and 1983. Born January 8, 1957 in Kinston, NC.



FRED DEAN

Defensive End, 1981–85

49ers Hall of Fame Inductee: 2009

Pro Football Hall of Fame Inductee: 2008

One of the first true pass-rushers in the game, Dean's revolutionary play made an immediate impact upon joining the 49ers in a 1981 mid-season trade. Went on to help 49ers win Super Bowl XVI and Super Bowl XIX. Recorded 93.5 sacks in career, including 40 sacks in five seasons with 49ers to rank 7th on team's all-time list. Posted career-high 17.5 sacks in 1983. Was a four-time Pro Bowler (1979–81, 83) and All-Pro (1979–81, 83). Earned UPI's NFC Defensive Player of the Year (1981). Born February 24, 1952 in Arcadia, LA.



A number of players and coaches have already been recognized in various ways throughout the years for their contributions to the game of professional football and the 49ers organization. Accordingly, the franchise has automatically enshrined members of the 49ers family who have either had their jersey numbers already retired by the organization or have been selected to the Pro Football Hall of Fame in Canton, Ohio. These players include: John Brodie, Dwight Clark, Fred Dean, Jimmy Johnson, John Henry Johnson, Charlie Krueger, Ronnie Lott, Hugh McElhenny, Joe Montana, Leo Nomellini, Joe Perry, Bob St. Clair, Y.A. Tittle, Bill Walsh, Dave Wilcox and Steve Young.

During Alumni Weekend on October 11, 2009 against the Atlanta Falcons, the 49ers honored the automatic enshrinement of the above players during halftime of the game.

Members of the 49ers Hall of Fame were recognized at Candlestick Park, in a special display highlighted by plaques designed in each inductee's likeness.


In years to come, the 49ers organization will look to enshrine at least two members each season. A selection committee comprised of internal and external members will present ownership with an annual list of candidates. Once that list has been approved, the 49ers are welcoming their Faithful to help select each year's induction class via the team's official website, www.49ers.com.

EDWARD J. DeBARTOLO JR.

Owner, 1977–2000

49ers Hall of Fame Inductee: 2009

Widely regarded as one of the most successful owners in the history of pro sports after taking over the 49ers in 1977. In 23 years at the helm, guided 49ers to a 22–11 postseason record and 13 division titles as San Francisco became first franchise in NFL history to win five Super Bowl Championships (1981, '84, '88, '89 and '94). The 49ers reached the playoffs on 16 occasions during DeBartolo's final 18 seasons as owner, posting a 207–72–1 regular season record. Born November 6, 1946 in Youngstown, OH.



JIMMY JOHNSON

Cornerback, 1961–76

49ers Hall of Fame Inductee: 2009

Pro Football Hall of Fame Inductee: 1994

Starter on both offense and defense at UCLA. Began 49ers career as a defensive back, moved to offense, then stayed at DB in his third season. Intercepted 47 passes for 615 yards, including five his rookie year. As a receiver in 1962 he caught 34 passes for 627 yards and four touchdowns. Recognized as one of the best man-to-man defenders in NFL history. Played in five Pro Bowls and twice won the prestigious Len Eshmont Award selected by his teammates for inspirational play. Born March 31, 1938 in Dallas, TX.



JOHN HENRY JOHNSON

Fullback, 1954–56

49ers Hall of Fame Inductee: 2009

Pro Football Hall of Fame Inductee: 1987

Was a member of what's been noted as the finest backfield in NFL history. The foursome known as "The Million Dollar Backfield" and "The Fabulous Foursome" included three other Hall of Famers—QB Y.A. Tittle and RBs Joe Perry and Hugh McElhenny. Gained 6,803 yards rushing, including 48 touchdowns. Also played for the Detroit Lions (1957–59), Pittsburgh Steelers (1960–65) and Houston Oilers (1966). Attended St. Mary's College and Arizona State University. Born November 24, 1929 in Waterproof, LA.



EDWARD J. DeBARTOLO SR. 49ERS HALL OF FAME (CONT.)

CHARLIE KRUEGER

Defensive Tackle, 1959–73

49ers Hall of Fame Inductee: 2009

Two-time Pro Bowl defensive tackle (1960, 1964). Received All-Pro recognition in 1960, 1965 and 1966. Had jersey retired in 1974.



RONNIE LOTT

Defensive Back 1981–90

49ers Hall of Fame Inductee: 2009

Pro Football Hall of Fame Inductee: 2000



Known as one of the most ferocious and feared players in NFL history. Played in 10 Pro Bowls and won four Super Bowl Championships.

Earned All-Pro honors at three different positions: cornerback, free safety and strong safety. Registered 1,161 career tackles, including five seasons with at least 100 tackles. Ranks tied for 6th in NFL history with 63 interceptions. Led the league in interceptions in 1986 and 1991 and returned five interceptions for touchdowns. Tied for the NFL record for postseason interceptions with nine. Named to the 75th Anniversary All-Time team, 1980's All-Decade team and Super Bowl Silver Anniversary team. Born May 8, 1959 in Albuquerque, NM.



HUGH McELHENNY

Halfback, 1952–60

49ers Hall of Fame Inductee: 2009

Pro Football Hall of Fame Inductee: 1970



One of only three players to gain over 11,000 yards carrying the ball. Scored 60 career touchdowns, 38 rushing, including a 42-yard touchdown run on his first pro play in preseason. In 1952 McElhenny had the longest punt return (94) and longest play from scrimmage (89). Scored two touchdowns in first Pro Bowl after his rookie year. Also played for Minnesota Vikings (1961–62), New York Giants (1963) and Detroit Lions (1964). Played college football at University of Washington. Born December 31, 1928 in Los Angeles, CA.



JOE MONTANA

Quarterback, 1979–92

49ers Hall of Fame Inductee: 2009

Pro Football Hall of Fame Inductee: 2000



Solidified his place in pro sports annals with numerous NFL records and a legendary reputation as a leader. Finished his career with 40,551 yards passing and 273 touchdowns. Ranks second in team history with a 92.3 career passer rating and 62.3 completion percentage. Led league in passing in 1987 and '89. Won back-to-back NFL MVP awards in 1989 and '90. Named *Sports Illustrated* Sportsman-of-the-Year in 1990. Named Super Bowl MVP three times. Directed team to the playoffs 12 times and boasts a 95.6 passer rating in 23 postseason games. Holds NFL postseason record for touchdowns (45), while ranking second in 300-yard passing games (6), completions (460), attempts (734) and yards gained (5,772). Born June 11, 1956 in New Eagle, PA.



LEO NOMELELLI

Defensive Tackle, 1950–63

49ers Hall of Fame Inductee: 2009

Pro Football Hall of Fame Inductee: 1969

Was the first ever draft choice after the 49ers joined the NFL. Played every 49ers game for 14 seasons. Altogether, he played in 174 consecutive regular season games, including 10 trips to the Pro Bowl, and played in 266 contests. "The Lion" became one of the few to be named to an All-NFL team on both offense and defense. Retired at age 39. Played college ball at the University of Minnesota. Born June 19, 1924 in Lucca, Italy.



JOE PERRY

Fullback, 1948–60, '63

49ers Hall of Fame Inductee: 2009

Pro Football Hall of Fame Inductee: 1969

Was first player in NFL history to gain 1,000 yards in two consecutive seasons. His 9,723 rushing yards placed him second only to Jim Brown when he retired. Finished career with 12,505 combined yards. Nicknamed "The Jet" because of his quick starts. Also played for the Baltimore Colts (1961–62). Attended Compton Junior College. Born January 22, 1927 in Stevens, AR.




JERRY RICE

Wide Receiver, 1985–2000

49ers Hall of Fame: 2010

Pro Football Hall of Fame: 2010

Considered the best wide receiver in NFL history, Rice holds 14 regular season records and 10 postseason records. Among them, he is the all-time leader in career receptions (1,549), receiving yards (22,895) and touchdown receptions (197). Rice, a 10-time All-Pro was selected to 13 Pro Bowls and won three Super Bowl championships with the 49ers (1988, '89, '94). He was twice named AP NFL Offensive Player of the Year ('87, '93). Rice played his first 16 seasons in San Francisco, where he holds nearly every 49ers receiving record. Born October 13, 1962 in Starkville, MI.




BOB ST. CLAIR

Tackle, 1954–56

49ers Hall of Fame Inductee: 2009

Pro Football Hall of Fame Inductee: 1990

Exceptional offensive lineman. Also played goal line defense and blocked 10 field goals in 1956. Once lost five teeth when blocking a punt. Earned All-NFL honors three times and made five Pro Bowl appearances. Attended University of San Francisco and Tulsa. Born February 18, 1931 in San Francisco, CA.



EDWARD J. DeBARTOLO SR. 49ERS HALL OF FAME (CONT.)

Y.A. TITTLE

Quarterback, 1951–60

49ers Hall of Fame Inductee: 2009

Pro Football Hall of Fame Inductee: 1971



Had 17 years of NFL experience, finishing his career with 33,070 passing yards and 281 touchdowns (39 rushing). Won NFL Most Valuable Player Award in 1961 and '63. Threw 33 touchdown passes and a career-high 3,224 yards in 1962. In '63 he threw 36 touchdowns, completing 60.2 percent of his passes. Also played for the Baltimore Colts (1948–50) and the New York Giants (1961–64). Played college ball at Louisiana State University. Born October 24, 1926 in Marshall, TX.



BILL WALSH

Head Coach, 1979–88

49ers Hall of Fame Inductee: 2009

Pro Football Hall of Fame Inductee: 1993



Led "The Team of the '80s" to three Super Bowl titles (XVI, XIX, XXIII) in 10 years. Compiled a .617 winning percentage with a 102–63–1 mark that included 10 wins in 14 postseason games. Notorious for his reputation of being an outstanding offensive coach, Walsh developed what is now known as the "West Coast Offense." Named NFL Coach of the Year in 1981 and '84. Attended San Jose State. Born November 30, 1931 in Los Angeles, CA.



DAVE WILCOX

Linebacker, 1964–74

49ers Hall of Fame Inductee: 2009

Pro Football Hall of Fame Inductee: 2000



Nicknamed "The Intimidator" by coaches and teammates for his tough, hard-nosed playing style. Considered to be one of the finest outside linebackers to ever play the game. Earned seven Pro Bowl nominations and was a seven-time All-Pro selection. Was selected by his teammates as the Len Eshmont Award winner as the team's most inspirational and courageous player in 1967. Had his best season as a professional in 1973, recording 104 tackles, 13 for loss, two interceptions, four forced fumbles and one fumble recovery. Born September 29, 1942 in Eugene, OR.



STEVE YOUNG

Quarterback, 1987–99

49ers Hall of Fame Inductee: 2009

Pro Football Hall of Fame Inductee: 2005



One of the greatest quarterbacks in NFL history, standing as the most accurate passer in league history with a 96.8 quarterback rating. Dominating arm strength and mobility yielded 232 regular season touchdown tosses and 4,239 rushing yards during his years at Tampa Bay (1985–86) and San Francisco (1987–99). Recorded 28, 300-yard passing games during his prolific career. His 43 rushing touchdowns are the most by a quarterback in NFL history. Was a two-time NFL Most Valuable Player (1992 & 1994) and Super Bowl XXIX MVP. Earned 7 consecutive Pro Bowl nominations (1992–98) and was All-Pro (1992–94). His six touchdown passes in Super Bowl XXIX victory over San Diego stands as a Super Bowl record. Born October 11, 1961 in Salt Lake City, UT.



49ERS IN PRO FOOTBALL HALL OF FAME

| POS | PLAYER | YEARS ON 49ERS | YEAR INDUCTED |
|-----|--------------------|----------------|---------------|
| DE | Fred Dean | 1981–85 | 2008 |
| DE | Richard Dent | 1994 | 2011 |
| WR | Bob Hayes | 1975 | 2009 |
| LB | Rickey Jackson | 1994–95 | 2010 |
| CB | Jimmy Johnson | 1961–76 | 1994 |
| FB | John Henry Johnson | 1954–56 | 1987 |
| DB | Ronnie Lott | 1981–90 | 2000 |
| HB | Hugh McElhenny | 1952–60 | 1970 |
| QB | Joe Montana | 1979–92 | 2000 |
| DT | Leo Nomellini | 1950–63 | 1969 |

| POS | PLAYER | YEARS ON 49ERS | YEAR INDUCTED |
|-------|---------------|----------------|---------------|
| FB | Joe Perry | 1946–60, '63 | 1969 |
| WR | Jerry Rice | 1985–2000 | 2010 |
| CB | Deion Sanders | 1994 | 2011 |
| RB | O.J. Simpson | 1978–79 | 1985 |
| T | Bob St. Clair | 1953–63 | 1990 |
| QB | Y.A. Tittle | 1951–60 | 1971 |
| Coach | Bill Walsh | 1979–88 | 1993 |
| LB | Dave Wilcox | 1964–74 | 2000 |
| S | Rod Woodson | 1997 | 2009 |
| QB | Steve Young | 1987–99 | 2005 |

49ERS RETIRED JERSEYS



QB Steve Young—Played for the 49ers from 1987–1999 standing as the most accurate passer in league history with a 96.8 quarterback rating... Totaled 221 regular season touchdown passes and 3,581 rushing yards with the 49ers... His 43 rushing touchdowns are the most by a quarterback in NFL history... Was a two-time NFL Most Valuable Player (1992 & 1994) and Super Bowl XXIX MVP... Earned seven consecutive Pro Bowl nods (1992–98) and was All-Pro (1992–94). Inducted into Pro Football Hall of Fame in 2005... Had jersey retired in 2008.



QB John Brodie—Played for 49ers from 1957–73... Holds the team record with 17 years of service... Ranks second in team history with 31,548 passing yards and third with 214 touchdown passes... Guided the 49ers to back-to-back NFC Championship games in 1970 and 1971... Was named NFL Most Valuable Player in 1970... Had jersey retired in 1973.



QB Joe Montana—Played for the 49ers from 1979–92... Led San Francisco to four Super Bowl Championships (1981, 1984, 1988, 1989)... Holds team records with 35,124 passing yards and 244 touchdown passes... Selected to eight Pro Bowls, including seven with the 49ers... Named NFL Most Valuable Player four times (1981, 1984, 1989, 1990) and Super Bowl MVP three times (XVI, XIX, XXIV)... Had jersey retired in 1997... Inducted into Pro Football Hall of Fame in 2000.



RB Joe Perry—Played 14 years in two stints for 49ers from 1948–60 and 1963... Finished career as team's all-time leading rusher with 7,344 yards... Scored 351 points, including team-record 50 rushing touchdowns, during career... Led team in rushing eight seasons, including seven consecutive (1949–55)... Named NFL Player-of-the-Year by UPI in 1954 and 1955... Inducted into Pro Football Hall of Fame in 1969... Had jersey retired in 1971.



DB Jimmy Johnson—Played for 49ers from 1961–76... Holds team record with 212 games played during career... Finished with 47 interceptions to rank second in team history... Selected to five Pro Bowls and named Len Eshmont Award winner twice... Played wide receiver in second season before becoming full-time defensive back in 1963... Named first-team All-Pro four times (1969, 1970, 1971, 1972)... Had jersey retired in 1977... Inducted into Pro Football Hall of Fame in 1994.



RB Hugh McElhenny—Played for 49ers from 1952–60... Rushed for 4,288 yards on 877 carries and 35 touchdowns for San Francisco... Inducted into Pro Football Hall of Fame in 1970... Was named NFL Player of the Year and NFL Rookie of the Year in 1952... Selected to five Pro Bowls... Led team in rushing in 1956 and 1957... Inducted into Pro Football Hall of Fame in 1970... Had jersey retired in 1971.



S Ronnie Lott—Played for 49ers from 1981–90... Played in 10 Pro Bowls and won four Super Bowl titles... Earned All-Pro honors at three different positions—cornerback, free safety and strong safety... Registered 1,161 career tackles, including five seasons with 100-plus tackles... Ranks fifth in NFL history with 63 career interceptions... Holds NFL postseason record with nine interceptions in career... Inducted into Pro Football Hall of Fame in 2000... Had jersey retired in 2003.



DT Charlie Krueger—Played for 49ers from 1959–73... Two-time Pro Bowl defensive tackle (1960, 1964)... Received All-Pro recognition in 1960, 1965 and 1966... Had jersey retired in 1974.



T Leo Nomellini—Played for 49ers from 1950–63... Did not miss game during 14-year career, playing in 174 consecutive regular season games... Selected to 10 Pro Bowls... Was first-ever NFL draft choice by 49ers... Was first-team All-Pro six times and second-team choice three times... Inducted into Pro Football Hall of Fame in 1969... Had jersey retired in 1971.



T Bob St. Clair—Played for 49ers from 1953–63... Exceptional offensive lineman... Also played goal line defense and blocked 10 field goals in 1956... One of tallest players in team history at 6–9... Named to Pro Bowl five times... Earned All-NFL honors three times in career... Local product, attended University of San Francisco and Polytechnic High in San Francisco... Inducted into Pro Football Hall of Fame in 1990... Had jersey retired in 2001.



WR Jerry Rice—Played for 49ers from 1985–2000... Holds 14 regular season records and 10 postseason records... Among them, he is the all-time leader in career receptions (1,549), receiving yards (22,895) and touchdown receptions (197)... A 10-time All-Pro, was selected to 13 Pro Bowls and won three Super Bowl championships with the 49ers (1988, '89, '94)... Twice named AP NFL Offensive Player of the Year ('87, '93)... Played his first 16 seasons in San Francisco, where he holds nearly every 49ers receiving record... Had jersey retired in 2010.



WR Dwight Clark—Played for 49ers from 1979–87... Finished with 506 receptions for 6,750 yards and 48 touchdowns... Ranks fourth on 49ers all-time receptions list and third in receiving yards... Two-time Pro Bowler (1981, 1982) and first-team All-Pro in 1982 and 1983... Had jersey retired in 1988.

PRO BOWL 49ERS

1950 (JAN. 14, 1951)

Frank Albert, QB
Visco Grgich, G
Leo Nomellini, T
Norm Standlee, FB
John Strzykalski, HB

1951 (JAN. 12, 1952)

Jim Cason, HB
Ray Collins, T
Leo Nomellini, T
* Gordy Soltau, E

1952 (JAN. 10, 1953)

Ed Henke, E
* Bill Johnson, C
Hugh McElhenny, HB
Leo Nomellini, T
Joe Perry, FB
Gordy Soltau, E

1953 (JAN. 17, 1954)

* Bill Johnson, C
Hugh McElhenny, HB
Art Milchalik, G
* Leo Nomellini, T
* Joe Perry, FB
* Gordy Soltau, E
Y.A. Tittle, QB

1954 (JAN. 16, 1955)

* Bruno Banducci, G
Al Carapella, T
Jim Cason, HB
* John Henry Johnson, HB
* Joe Perry, FB
* Y.A. Tittle, QB
*+ Billy Wilson, E

1955 (JAN. 15, 1956)

Dick Moegle, HB
Bob Toneff, T
* Billy Wilson, E

1956 (JAN. 13, 1957)

* Hugh McElhenny, HB
Leo Nomellini, T
* Bob St. Clair, T
* Billy Wilson, E

1957 (JAN. 12, 1958)

Marv Matuszak, LB
*+ Hugh McElhenny, HB
Leo Nomellini, T
* Y.A. Tittle, QB
* Billy Wilson, E

1958 (JAN. 11, 1959)

Hugh McElhenny, HB
Jerry Mertens, HB
Leo Nomellini, T
* Bob St. Clair, T
* Billy Wilson, E

1959 (JAN. 17, 1960)

Dave Baker, HB
Leo Nomellini, T
* Bob St. Clair, T
* J.D. Smith, FB
Billy Wilson, E
Abe Woodson, DHB

1960 (JAN. 15, 1961)

* Bruce Bosley, G
Charlie Krueger, DT
Leo Nomellini, T
* Bob St. Clair, T
Abe Woodson, DHB

1961 (JAN. 14, 1962)

* Ted Connolly, G
* Eddie Dove, DHB
Leo Nomellini, T
* Bob St. Clair, T
* Abe Woodson, DHB

1962 (JAN. 13, 1963)

* Tommy Davis, K
Matt Hazeltine, LB
* J.D. Smith, FB
* Abe Woodson, DHB

1963 (JAN. 12, 1964)

* Tommy Davis, K
Abe Woodson, DHB

1964 (JAN. 10, 1965)

Matt Hazeltine, LB
Charlie Krueger, DT
Dave Parks, E

1965 (JAN. 16, 1966)

* Bruce Bosley, C
* John Brodie, QB
John David Crow, HB
* Dave Parks, E
* Walt Rock, T
* Ken Willard, FB

1966 (JAN. 22, 1967)

Bruce Bosley, C
* Howard Mudd, G
* Dave Parks, E
Walt Rock, T
John Thomas, T
Dave Wilcox, LB
Ken Willard, FB

1967 (JAN. 21, 1968)

Bruce Bosley, C
Howard Mudd, G

1968 (JAN. 19, 1969)

* Kermit Alexander, CB
* Clifton McNeil, E
* Howard Mudd, G
Dave Wilcox, LB
* Ken Willard, FB

1969 (JAN. 18, 1970)

Elmer Collett, G
Jimmy Johnson, CB
Gene Washington, WR
* Dave Wilcox, LB
Ken Willard, FB

1970 (JAN. 24, 1971)

* John Brodie, QB
* Jimmy Johnson, CB
Len Rohde, T
* Gene Washington, WR
Dave Wilcox, LB

1971 (JAN. 23, 1972)

* Forrest Blue, C
* Cedrick Hardman, DE
* Jimmy Johnson, CB
* Ted Kwalick, TE
Bruce Taylor, CB
* Gene Washington, WR
Vic Washington, RB
* Dave Wilcox, LB

1972 (JAN. 21, 1973)

* Forrest Blue, C
* Jimmy Johnson, CB
* Ted Kwalick, TE
Woody Peoples, G
* Gene Washington, WR
* Dave Wilcox, LB

1973 (JAN. 20, 1974)

* Forrest Blue, C
* Ted Kwalick, TE
Woody Peoples, G
* Dave Wilcox, LB
* Tom Wittum, P

1974 (JAN. 20, 1975)

Forrest Blue, C
Jimmy Johnson, CB
* Tom Wittum, P

1975 (JAN. 26, 1976)

* Cedrick Hardman, DE

1976 (JAN. 17, 1977)

* Cleveland Elam, DT
* Tommy Hart, DE
Dave Washington, LB
Delvin Williams, RB

1977 (JAN. 23, 1978)

* Cleveland Elam, DT

1978 (JAN. 29, 1979)

None

1979 (JAN. 27, 1980)

None

1980 (FEB. 1, 1981)

None

1981 (JAN. 31, 1982)

Dwight Clark, WR
* Randy Cross, G
Fred Dean, DE
Dwight Hicks, S
* Ronnie Lott, CB
* Joe Montana, QB

1982 (FEB. 6, 1983)

* Dwight Clark, WR
* Randy Cross, G
Dwight Hicks, S
Ronnie Lott, CB

1983 (JAN. 29, 1984)

Fred Dean, DE
Dwight Hicks, S
* Ronnie Lott, CB
Joe Montana, QB
49ers Coaching Staff

1984 (JAN. 27, 1985)

* Randy Cross, G
Keith Fahnhorst, T
* Dwight Hicks, S
Ronnie Lott, CB
* Joe Montana, QB
* Fred Quillan, C
Keena Turner, LB
Wendell Tyler, RB
Carlton Williamson, S
Eric Wright, CB

1985 (FEB. 2, 1986)

Michael Carter, NT
* Roger Craig, FB
*# Joe Montana, QB
Fred Quillan, C
* Carlton Williamson, S
*# Eric Wright, CB

1986 (FEB. 1, 1987)

* Ronnie Lott, S
* Jerry Rice, WR

1987 (FEB. 7, 1988)

* Michael Carter, NT
Roger Craig, RB
* Ronnie Lott, S
* Joe Montana, QB
* Jerry Rice, WR

1988 (JAN. 29, 1989)

Michael Carter, NT
* Roger Craig, RB
Charles Haley, LB-DE
* Ronnie Lott, S
* Jerry Rice, WR
John Taylor, WR

1989 (FEB. 4, 1990)

Roger Craig, RB
* Ronnie Lott, S
Guy McIntyre, G
* Joe Montana, QB
* Jerry Rice, WR
John Taylor, WR

1990 (FEB. 3, 1991)

* Charles Haley, LB-DE
* Ronnie Lott, S
Guy McIntyre, G
*# Joe Montana, QB
* Jerry Rice, WR
49ers Coaching Staff

1991 (FEB. 2, 1992)

Charles Haley, LB-DE
* Guy McIntyre, G
* Jerry Rice, WR

1992 (FEB. 7, 1993)

* Pierce Holt, DL
Brent Jones, TE
* Guy McIntyre, G
* Jerry Rice, WR
Steve Wallace, T
Ricky Watters, RB
* Steve Young, QB
49ers Coaching Staff

1993 (FEB. 6, 1994)

* Harris Barton, T
Brent Jones, TE
* Tim McDonald, SS
Guy McIntyre, G
* Jerry Rice, WR
Jesse Sapolu, C
Ricky Watters, RB
Steve Young, QB
49ers Coaching Staff

1994 (FEB. 5, 1995)

* Merton Hanks, FS
* Brent Jones, TE
Tim McDonald, SS
Bart Oates, C
* Jerry Rice, WR
* Deion Sanders, CB
Jesse Sapolu, G
Dana Stubblefield, DT
Ricky Watters, RB
* Steve Young, QB

1995 (FEB. 4, 1996)

* Eric Davis, CB
* Merton Hanks, FS
Brent Jones, TE
Tim McDonald, SS
Ken Norton Jr., LB
Bart Oates, C
* Jerry Rice, WR
Dana Stubblefield, DT

1996 (FEB. 2, 1997)

* Lee Woodall, LB
Steve Young, QB

1997 (FEB. 1, 1998)

Chris Doleman, DE
Kevin Gogan, G
* Merton Hanks, FS
Ken Norton, Jr., LB
* Dana Stubblefield, DT
Lee Woodall, LB
Steve Young, QB

1998 (FEB. 7, 1999)

Garrison Hearst, RB
* Kevin Gogan, G
* Jerry Rice, WR
* Steve Young, QB
Winfred Tubbs, LB

1999 (FEB. 6, 2000)

* Lance Schulters, S
Bryant Young, DT

2000 (FEB. 4, 2001)

Jeff Garcia, QB
Charlie Garner, RB
Terrell Owens, WR

2001 (FEB. 9, 2002)

Ray Brown, G
Jeff Garcia, QB
Garrison Hearst, RB
Jeremy Newberry, C
* Terrell Owens, WR
Bryant Young, DT

2002 (FEB. 2, 2003)

Jeff Garcia, QB
Jeremy Newberry, C
* Terrell Owens, WR
Julian Peterson, LB
* Ron Stone, G
Bryant Young, DT

2003 (FEB. 8, 2004)

* Fred Beasley, FB
Terrell Owens, WR
Julian Peterson, LB

2004 (FEB. 13, 2005)

Brian Jennings,
need player

2005 (FEB. 12, 2006)

None

2006 (FEB. 10, 2007)

* Frank Gore, RB
* Larry Allen, G
Walt Harris, CB

2007 (FEB. 10, 2008)

Patrick Willis, LB
* Andy Lee, P

2008 (FEB. 8, 2009)

* Patrick Willis, LB

2009 (JAN. 31, 2010)

* Vernon Davis, TE
* Andy Lee, P

*# Patrick Willis, LB
Frank Gore, RB
Justin Smith, DT

2010 (JAN. 30, 2011)

* Patrick Willis, LB
Justin Smith, DT

2011 (JAN. 29, 2012)

* David Akers, K
Dashon Goldson, S
Frank Gore, RB
* Andy Lee, P
* Carlos Rogers, CB
* Justin Smith, DT
* Joe Staley, T
* Patrick Willis, LB

+ MVP * Starter # Voted as starter but did not play

ALL-PRO 49ERS

- 1946** — Alyn Beals E (First Team UPI, AAFC), Bruno Banducci G (First Team UPI, NYN, AAFC), Frank Albert QB (First Team NYN), Norm Standlee F (Second Team UPI, NYN, AAFC), Garland Gregory G (Second Team NYN)
- 1947** — Bruno Banducci G (First Team AP, NYN, CO, AAFC), Bob Bryant T (First Team CB), Alyn Beals E (Second Team CB, AAFC), John Woudenberg T (Second Team AP, AAFC), John Stryzkalksi H (Second Team AAFC), Norm Standlee F (Second Team AAFC), Garland Gregory G (Second Team CB)
- 1948** — Alyn Beals E (First Team UPI, NYN, AAFC), John Stryzkalksi H (First Team UPI, NYN, AAFC), John Woudenberg T (First Team NYN), Riley Matheson G (Second Team NYN, AAFC), Frank Albert QB (First Team SN, SP, NYN), Bruno Banducci G (Honorable Mention AP, SN)
- 1949** — Alyn Beals E (First Team UPI, NYN, IN, AAFC) Visco Grgich G (First Team UPI, NYN, AAFC), Joe Perry B (First Team UPI, NYN, AAFC), Frank Albert QB (First Team AAFC), John Woudenberg T (Honorable Mention UPI), Bruno Banducci G (Honorable Mention UPI), Bill Johnson C (Honorable Mention UPI), Jim Cason H (First Team IN), Jim Stryzkalksi H (Honorable Mention UPI)
- 1950** — John Stryzkalksi H (Second Team AP), Visco Grgich G (Honorable Mention AP, UPI), Frank Albert QB (Honorable Mention AP), Joe Perry F (Honorable Mention AP)
- 1951** — Leo Nomellini T (First Team AP) Gordy Soltau E (Second Team UPI), Bruno Banducci G (Second Team AP, UPI), Joe Perry F (Honorable Mention AP)
- 1952** — *1 Hugh McElhenny HB (First Team AP, UPI, NYN), Leo Nomellini T (First Team AP, UPI, NYN), Gordy Soltau E (First Team AP, UPI, NYN), Bob Toneff T (Second Team AP, UPI, NYN), Bruno Banducci G (First Team NYN), Bill Johnson C (Second Team AP, NYN), Joe Perry RB (Honorable Mention AP, UPI), Ed Henke DE (Second Team UPI, NYN), Visco Grgich G (Honorable Mention UPI), Hardy Brown LB (Second Team NYN), Lowell Wagner DB (Second Team NYN), Jim Cason DB (Honorable Mention AP)
- 1953** — Bruno Banducci G (First Team UPI), Hugh McElhenny HB (First Team AP, UPI, NYN), Leo Nomellini DT (First Team AP, UPI, NYN, PFD), Joe Perry FB (First Team AP, UPI, NYN, PFD), Gordy Soltau E (Second Team UPI), Bob St. Clair T (Second Team UPI), Bill Johnson C (Second Team UPI), Y.A. Tittle QB (Honorable Mention AP), Charlie Powell DE (Honorable Mention), Art Michalik G (Second Team NYN), Hardy Brown LB (Honorable Mention AP, UPI)
- 1954** — Bruno Banducci G (First Team AP, UPI, SN, NYN), Leo Nomellini DT (First Team AP, UPI, NYN), Joe Perry FB (First Team AP, UPI, SN, PFD), Billy Wilson E (Second Team AP, UPI, NYN), Bob St. Clair T (Second Team AP, UPI, NYN), Bill Johnson C (First Team NYN), Hugh McElhenny RB (Second Team AP, UPI, SN), John Henry Johnson RB (Second Team UPI, NYN), Bob Toneff DT (Honorable Mention UPI)
- 1955** — Bob St. Clair T (First Team UPI, NEA), Bob Toneff DT (First Team AP, SN, NYN), Billy Wilson E (First Team UPI, NEA, SN, NYN), Bill Johnson C (Second Team NEA), Joe Perry RB (Honorable Mention AP), Hardy Brown LB (Honorable Mention AP), Rex Berry DB (Second Team NEA)
- 1956** — Bob St. Clair T (First Team NEA), Billy Wilson E (Second Team AP, UPI, NEA), Hugh McElhenny RB (Second Team AP, UPI, NEA, NYN)
- 1957** — Marv Matuszak LB (First Team AP, UPI, NEA), Leo Nomellini DT (First Team AP, UPI), *2 Y.A. Tittle QB (First Team AP, UPI, NYN), Billy Wilson E (First Team AP, UPI, NEA, NYN), Dickey Moegle DB (First Team NYN), Clyde Conner E (Second Team NYN), Hugh McElhenny RB (Second Team AP, NEA)
- 1958** — Billy Wilson E (Second Team NEA, NYN, FW), Bob St. Clair T (Second Team AP, NEA, FW), Dickey Moegle DB (Second Team FW)
- 1959** — Leo Nomellini DT (First Team AP, UPI, NEA, NYN, HE, DN), J.D. Smith RB (First Team UPI, DN), Abe Woodson CB (First Team AP, UPI), Billy Wilson E (Second Team NEA), Bob St. Clair T (Honorable Mention UPI), Bruce Bosley G (Second Team AP), Matt Hazeltine LB (Honorable Mention UPI), Dave Baker S (Honorable Mention UPI), Ed Dove S (Honorable Mention UPI)
- 1960** — Abe Woodson CB (First Team AP, NYN), R.C. Owens E (Second Team AP), Bob St. Clair T (First Team NEA), Bruce Bosley G (Second Team UPI, NEA, NYN), Charlie Krueger DE (Second Team AP), Leo Nomellini DT (Second Team AP, NYN), Matt Hazeltine LB (Honorable Mention UPI), Dave Baker S (Second Team AP, UPI, NEA, NYN, DN)
- 1961** — Abe Woodson CB (First Team NYN), Bob St. Clair T (Second Team NEA), Bruce Bosley G (Second Team NEA), Leo Nomellini DT (Second Team NEA), Ed Dove S (Second Team UPI), Hugh McElhenny RB (Honorable Mention NEA), J.D. Smith RB (Honorable Mention NEA), Dave Baker S (Honorable Mention NEA)
- 1962** — Abe Woodson CB (First Team NEA, FN), Bob St. Clair T (Second Team AP), Leo Nomellini DT (Second Team UPI), Matt Hazeltine LB (Second Team AP, UPI, NEA), J.D. Smith RB (Honorable Mention UPI)
- 1963** — Abe Woodson CB (First Team NEA), Bob St. Clair T (Second Team NEA), Matt Hazeltine LB (Honorable Mention AP, NEA)
- 1964** — Matt Hazeltine LB (First Team CBS), Jimmy Johnson CB (Second Team NEA)
- 1965** — Dave Parks SE (First Team AP, NEA, UPI, NYN, FN, DN), John Brodie QB (First Team FN, NEA), Bernie Casey E (Honorable Mention UPI), Len Rohde T (Honorable Mention UPI), John Thomas T (Honorable Mention UPI), Ken Willard RB (Second Team AP, UPI, NEA), Clark Miller DE (Honorable Mention UPI), Charlie Krueger DT (Second Team AP), Matt Hazeltine LB (Honorable Mention UPI), Jimmy Johnson CB (Second Team AP, NEA)
- 1966** — Dave Parks SE (First Team NEA, DN), John Thomas G (First Team AP, NEA), Bernie Casey E (Honorable Mention UPI), Howard Mudd G (Honorable Mention UPI), Bruce Bosley C (Second Team NYN, NEA), Ken Willard RB (Honorable Mention UPI), Charlie Krueger DT (Honorable Mention UPI), Dave Wilcox LB (Second Team UPI, NEA), Jimmy Johnson CB (Second Team AP, UPI)
- 1967** — Howard Mudd G (First Team NEA), Dave Wilcox LB (First Team NEA)
- 1968** — Clifton McNeil WR (First Team AP, PWA, NEA, UPI, NYN, FN, DN), Howard Mudd G (First Team AP, NEA, UPI, PF, NYN, FN, DN), Cas Banaszek T (Second Team FN), Ken Willard RB (Second Team UPI), Kermit Alexander CB (Second Team UPI, NYN, FN), Jimmy Johnson CB (Second Team NEA)
- 1969** — Jimmy Johnson CB (First Team NEA), Len Rohde T (Second Team NEA), Dave Wilcox LB (Second Team UPI, NEA, SI)
- 1970** — *3 John Brodie QB (First Team AP, NEA, PFWA, FN, PFW), Jimmy Johnson CB (First Team AP, NEA, PFWA, SI, PFW), Gene Washington WR (First Team AP, NEA, PFWA, FN, SI, PFW, DN), Dave Wilcox OLB (First Team NEA, Second Team UPI)
- 1971** — Forrest Blue C (First Team AP, PFWA, FN, SI), Cedrick Hardman DE (First Team SI), Jimmy Johnson CB (First Team AP, NEA, PFWA, FN, SI, DN), Ted Kwalick TE (Second Team PFWA, NEA, FN), Gene Washington WR (Second Team PFWA, NEA, FN), Dave Wilcox OLB (First Team AP, NEA, PFWA), Bruce Taylor CB (Second Team FN)
- 1972** — Forrest Blue C (First Team AP, PFWA, FN, SI, DN), Jimmy Johnson CB (First Team AP, NEA, PFWA, SI), Ted Kwalick TE (First Team AP, NEA, FN, DZ), Gene Washington (First Team AP, PFWA, DN), Dave Wilcox OLB (First Team AP, NEA, PFWA, SI), Cedrick Hardman DE (Second Team FN)
- 1973** — Forrest Blue C (First Team AP, PFWA), Dave Wilcox OLB (First Team NEA, PFWA, FN), Ted Kwalick TE (First Team NYN)
- 1974** — Forrest Blue C (Second Team FN)
- 1975** — Cedrick Hardman DE (Second Team NEA)
- 1976** — Tommy Hart DE (First Team NEA, PFWA, FN), Cleveland Elam DT (Second Team NEA)
- 1977** — Cleveland Elam DT (First Team AP, NEA, PFWA, SI, NYN, CPW)
- 1978** — None
- 1979** — None
- 1980** — Randy Cross G (Second Team NEA)
- 1981** — Randy Cross G (First Team NEA, PFWA, FD), *4 Fred Dean DE (First Team AP, PFWA, SN, FD), Dwight Hicks S (First Team FD), Ronnie Lott CB (First Team AP, NEA, PFWA, SN, FD, SI), *5 Joe Montana QB (Second Team AP, NEA, FD), Jack Reynolds LB (Second Team FD), Ray Wersching K (Honorable Mention SI)
- 1982** — *6 Dwight Clark WR (First Team AP, NEA, PFWA, FW, FD, SI), Keena Turner LB (Second Team NEA), Ronnie Lott CB (First Team FD)
- 1983** — Keith Fahnhorst T (First Team NEA, CPNW, SI, USA), Ronnie Lott CB (First Team PFWA, FD), Joe Montana QB (Second Team NEA, CPNW), Fred Dean (First Team FI), Dwight Hicks FS (Second Team CPNW)
- 1984** — Randy Cross G (Second Team AP, NEA, FD), Keith Fahnhorst T (First Team AP, NEA, PFWA, CPNW, SI, USA), *7 Joe Montana, QB (Second Team AP, NEA, CPNW, FD), Eric Wright, CB (Second Team AP), Fred Quinlan C (Second Team CPNW), Ronnie Lott CB (Second Team FD), Keena Turner LB (Second Team CPNW), Dwight Hicks FS (Second Team CPNW)
- 1985** — Michael Carter NT (Second Team AP, CPNW), Roger Craig FB (First Team CPNW), Randy Cross G (First Team NEA), Keith Fahnhorst T (Second Team NEA), Keena Turner LB (Second Team NEA), Eric Wright CB (First Team AP, NEA, SN, CPNW, FD, SI), Joe Montana QB (Second Team CPNW), Carlton Williamson SS (Second Team CPNW)
- 1986** — Michael Carter NT (First Team NEA, USA), Randy Cross G (Second Team AP, NEA), Ronnie Lott S (First Team AP, NEA, PFWA, CPNW, FD, FI, USA), *8 Jerry Rice WR (First Team AP, NEA, PFWA, SN, CPNW, FD, SI, FI, USA).
- 1987** — Michael Carter NT (First Team AP, NEA, PFWA, SN, CPNW, FD, FI), Ronnie Lott S (First Team AP, PFWA, SN, CPNW, FD, USA), Joe Montana QB (First Team AP, PFWA, FD, SI, FI, USA), *9 Jerry Rice WR (First Team AP, NEA, PFWA, SN, CPNW, FD, SI, FI, USA), Don Griffin CB (First Team CPNW), Jeff Fuller SS (Second Team CPNW)



ALL-PRO 49ERS (CONT.)

- 1988** — Michael Carter NT (First Team NEA, CPNW), *10 Roger Craig RB (First Team AP, PFWA, NEA, SN, CPNW, FD, SI, FI, USA), Ronnie Lott S (First Team NEA), *11 Jerry Rice WR (First Team AP, PFWA, SN, FD, USA), *12 John Taylor WR (First Team PFWA, SN, CPNW, FI), Harris Barton T (Honorable Mention AP), Randy Cross C (Honorable Mention AP), Joe Montana QB (Honorable Mention AP), Charles Haley OLB (First Team FI), Tim McKyer CB (First Team CPNW, USA)
- 1989** — Mike Cofer K (First Team AP, NEA, CPNW, FD), Ronnie Lott S (First Team AP, PFWA, SI, USA), *13 Joe Montana QB (First Team AP, PFWA, NEA, SN, CPNW, SI, FD, FI, USA), Jerry Rice WR (First Team AP, PFWA, NEA, SN, CPNW, SI, FD, FI, USA), John Taylor (Second Team AP – Kick Returner), Guy McIntyre G (First Team CPNW, FD), Michael Walter ILB (Second Team NEA)
- 1990** — *14 Charles Haley LB–DE (First Team AP, NEA, PFWA, SI, FD, FI, NA, USA), Ronnie Lott S (First Team AP, NEA, PFWA, SI, FD, USA), *15 Joe Montana QB (First Team AP, NEA), *16 Jerry Rice WR (First Team AP, NEA, PFWA, CPNW, SI, SN, FD, FI, NA, USA), Brent Jones TE (Honorable Mention AP), Steve Wallace T (Honorable Mention AP), Guy McIntyre G (Second Team CPNW), Harris Barton T (Second Team NA), Jesse Sapolu C (Honorable Mention AP), Kevin Fagan DE (First Team NA), Pierce Holt DE (Second Team NA), Michael Carter NT (Honorable Mention AP), Matt Millen LB (Honorable Mention AP)
- 1991** — Jerry Rice WR (First Team SN), Harris Barton T (First Team SI), Steve Wallace T (Second Team CPNW), Guy McIntyre G (Honorable Mention AP), Michael Carter NT (Honorable Mention AP), John Taylor KR (Honorable Mention AP)
- 1992** — Harris Barton T (First Team AP, PFWA, SI, FD, USA), Pierce Holt DE (Second Team NEA, AP), Brent Jones TE (First Team NEA, CPNW), Guy McIntyre G (First Team CPNW, FI, USA), Jerry Rice WR (First Team AP, NEA, PFWA, CP, SI, SN, FD, FI, USA), Steve Wallace T (First Team PFWA, CPNW), *17 Steve Young (First Team AP, NEA, PFWA, CPNW, SI, SN, FD, FI), Ricky Watters RB (Honorable Mention AP), Michael Carter DT (Honorable Mention AP), Jesse Sapolu C (Honorable Mention AP), Roy Foster G (First Team USA), George Seifert Coach (Second Team CPNW)
- 1993** — Harris Barton T (First Team AP, PFWA, SN, CPNW, USA), Brent Jones TE (First Team USA), Tim McDonald S (First Team CPNW, FD), *18 Jerry Rice WR (First Team AP, PFWA, SN, CPNW, SI, FD, FI, USA), Steve Young QB (First Team AP, PFWA, CPNW, FD, FI), Steve Wallace T (First Team FD), Guy McIntyre G (First Team FD, FI), Jesse Sapolu C (Honorable Mention AP), Dana Stubblefield DT (Honorable Mention AP), Merton Hanks FS (First Team SI)
- 1994** — Merton Hanks FS (First Team SN, CPNW, USA, SI, FD, USA), Brent Jones TE (Second Team AP), Jerry Rice WR (First Team AP, PFWA, SN, CPNW, SI, FD, FI, USA), Deion Sanders CB (First Team AP, PFWA, CPNW, SN, SI, FD, FI, USA), *19 Steve Young QB (First Team AP, PFWA, SN, CPNW, SI, FD, FI, USA), Dana Stubblefield DT (First Team FI, USA), Ken Norton Jr. MLB (Honorable Mention AP), Steve Wallace T (Honorable Mention AP), Jesse Sapolu G (Honorable Mention AP), Bart Oates C (Honorable Mention AP), Tim McDonald SS (Second Team FD)
- 1995** — Merton Hanks FS (First Team AP, PFWA, SN, CPNW, FD, FI, USA, SI), Ken Norton Jr. LB (First Team AP, PFWA, CPNW, FD, FI), Eric Davis CB (First Team AP, PFWA, CPNW), Jerry Rice WR (First Team AP, PFWA, SN, CPNW, FD, FI, USA, SI), Brent Jones TE (Honorable Mention AP), Harris Barton T (Honorable Mention AP), Jesse Sapolu G (Honorable Mention AP), Tim McDonald SS (Second Team AP, CPNW, FD), Kirk Scrafford G (Honorable Mention AP), Bart Oates C (Honorable Mention AP), Steve Young QB (Second Team AP), Dana Stubblefield DT (First Team CPNW, FI), Bryant Young DT (Honorable Mention AP), Gary Plummer LB (Honorable Mention AP), Lee Woodall LB (Second Team CPNW, FD)
- 1996** — Jerry Rice WR (First Team AP, CPNW, PFWA, SN, FD, FI, USA), Jesse Sapolu C (Second Team CPNW), Roy Barker DE (Honorable Mention AP), Bryant Young DT (First Team AP, PFWA, SN, CPNW, FD, SI, FI, USA), Dana Stubblefield DT (Second Team CPNW), Ken Norton Jr. MLB (First Team SI), Marquez Pope CB (Honorable Mention AP), Merton Hanks FS (First Team AP, USA, CPNW), Tim McDonald SS (Honorable Mention AP), Jeff Wilkins K (Honorable Mention AP)
- 1997** — *20 Dana Stubblefield DT (First Team AP, SI, PFWA, PFW, FI, CPNW, SN, SI, FD), Merton Hanks FS (First Team CPNW, FD), Chris Doleman DE (Second Team CPNW), Bryant Young DT (Second Team CPNW), Steve Young QB (Second Team CPNW, FD), Kevin Gogan G (First Team FI)
- 1998** — Kevin Gogan G (First Team CPFW), Merton Hanks FS (First Team USA), Garrison Hearst RB (Second Team CPFW, FN), Terrell Owens WR (Second Team FN), Bryant Young DT (First Team SN), Steve Young QB (First Team SN)
- 1999** — Bryant Young DT (Second Team AP, CPFN, FD)
- 2000** — Terrell Owens WR (First Team AP), Ray Brown G (Second Team CPNW)
- 2001** — Terrell Owens WR (First Team AP, PFW, FD, CPNW, SN), Ray Brown G (Second Team AP, FD, CPNW), Scott Gragg T (Second Team FD), Bryant Young DT (First Team CPNW, Second Team AP, FD)
- 2002** — Fred Beasley FB (First Team SI, FD, Second Team AP), Derrick Deese T (First Team SI, Second Team FD), Jeremy Newberry C (First Team PFW), Terrell Owens WR (First Team AP, SI, PFW, FD, SN), Tony Parrish S (First Team SI, FD), Julian Peterson LB (First Team CPNW, Second Team AP, FD), Ron Stone G (First Team PFW, FD)
- 2003** — Fred Beasley FB (First Team FD, Second Team AP), Tony Parrish S (First Team PFW, Second Team AP), Julian Peterson LB (First Team AP, SI, PFW, FD, SN), Ron Stone G (Second Team FD)
- 2004** — None
- 2005** — None
- 2006** — *Frank Gore RB (Second Team AP, First Team USA, All–NFC PFWA), Walt Harris CB (All–NFC PFWA)
- 2007** — *Patrick Willis LB (First Team AP, SN, SI, PFWA, All–Rookie PFWA), Andy Lee P (First Team AP, PFWA), Michael Robinson RB (First Team SI – special teams)
- 2008** — Patrick Willis LB (Second Team AP)
- 2009** — *Patrick Willis LB (First Team AP, SN, SI, PFWA, PFW), Andy Lee P (Second Team AP)
- 2010** — Patrick Willis LB (First Team AP)
- 2011** — David Akers K (First Team AP), NaVorro Bowman (First Team AP), Andy Lee (First Team AP), Carlos Rogers (Second Team AP), Justin Smith DT (First Team AP @ DT; Second Team AP @ DE), Joe Staley T (Second Team AP), Patrick Willis LB (First Team AP)
- *1 (1952) McElhenny was named UPI “Rookie of the Year” and Sport Magazine’s “Player of the Year.”
- *2 (1957) Tittle was named UPI’s “Player of the Year.”
- *3 (1970) Brodie was consensus NFL “Player of the Year” and consensus NFL “Offensive Player of the Year.”
- *4 (1981) Dean was named NFLPA’s NFL “Defensive Lineman of the Year.”
- *5 (1981) Montana was named MVP of Super Bowl XVI.
- *6 (1982) Clark was named Sports Illustrated’s NFL “Player of the Year.”
- *7 (1984) Montana was named MVP of Super Bowl XIX.
- *8 (1986) Rice was named Sports Illustrated’s NFL “Player of the Year.” He was also named NFL “Offensive Player of the Year.”
- *9 (1987) Rice was consensus NFL “Player of the Year” and consensus NFL “Offensive Player of the Year.”
- *10 (1988) Craig was named UPI NFC “Offensive Player of the Year,” AP’s NFL “Offensive Player of the Year,” and Sports Illustrated’s NFL “Player of the Year.”
- *11 (1988) Rice was named MVP of Super Bowl XXIII.
- *12 (1988) Taylor was named NFLPA’s NFC “Special Teams Player of the Year.”
- *13 (1989) Montana was named MVP of Super Bowl XXIV, consensus NFL “Player of the Year,” and consensus NFL “Offensive Player of the Year.”
- *14 (1990) Haley was named UPI NFC “Defensive Player of the Year.”
- *15 (1990) Montana was named AP’s NFL MVP, and Male Athlete of the Year. He was also named “Sportsman of the Year” by Sports Illustrated.
- *16 (1990) Rice was named Sports Illustrated’s NFL “Player of the Year.”
- *17 (1992) Young was consensus NFL “Player of the Year” and consensus NFL “Offensive Player of the Year.”
- *18 (1993) Rice was AP’s “Offensive Player of the Year” and NEA’s “Offensive Player of the Year.”
- *19 (1994) Young was consensus NFL “Player of the Year.”
- *20 (1997) Stubblefield was NFL “Defensive Player of the Year.”
- *21 (2006) Gore was named PFWA’s “Most Improved Player.”
- *22 (2007) Willis was named AP’s and PFWA’s “Defensive Rookie of the Year.”
- *23 (2009) Willis was named “Linebacker of the Year” by the NFL Alumni.

AAFC – All–America Football Conference, AP – Associated Press, CBS – CBS–TV, CO – Coaches All Pro Team, CPNW – College and Pro Football Newsweekly, CPFN – College and Pro Football Weekly, DN – Detroit News, DP – Detroit Press, FD – Football Digest, FI – NFL Films, FN – Football News, FW – Pro News Football Weekly, HE – Hearst All–Pro, HF – Pro Football Hall of Fame, IN – International News Service, NA – The National, NEA – Newspaper Enterprise Association, NYN – New York News, PFD – Pro Football Digest, PFI – Pro Football Illustrated, PFW – Pro Football Weekly, PFWA – Pro Football Writers, SI – Sports Illustrated, SN – Sporting News, SP – Sport Magazine, UPI – United Press International, USA – USA Today



49ERS IN FREE AGENCY

PLAN B
(1989-92)

FREE AGENTS SIGNED

— 1989 —

| PLAYER | TEAM | DATE |
|--------------------|------|---------|
| WR Mike Sherrard | Dal. | 3/30/89 |
| G Terry Tausch | Min. | 2/28/89 |
| RB Spencer Tillman | Hou. | 3/27/89 |
| TE Jamie Williams | Hou. | 3/14/89 |

— 1990 —

| | | |
|-----------------|------|---------|
| S Greg Cox | NYG | 3/29/90 |
| DT Fred Smerlas | Buf. | 3/28/90 |
| S Dave Waymer | NO | 2/20/90 |

FREE AGENTS LOST

— 1989 —

| PLAYER | TEAM | DATE |
|---------------|------|---------|
| S Greg Cox | NYG | 3/16/89 |
| TE Ron Heller | Atl. | 3/8/89 |

— 1990 —

| | | |
|----------------|------|---------|
| WR Terry Greer | Det. | 3/31/90 |
|----------------|------|---------|

FREE AGENTS SIGNED

— 1991 —

| PLAYER | TEAM | DATE |
|-----------------|------|---------|
| S Todd Bowles | Was. | 4/1/91 |
| G Roy Foster | Mia. | 3/25/91 |
| LB Darin Jordan | LAR | 4/1/91 |
| S Dave Whitmore | NYG | 3/13/91 |

— 1992 —

| | | |
|------------------|------|---------|
| S Thane Gash | Cle. | 3/10/92 |
| RB Marc Logan | Mia. | 4/1/92 |
| C/G Ralph Tamm | Cin. | 3/31/92 |
| WR Odessa Turner | NYG | 4/1/92 |

FREE AGENTS LOST

— 1991 —

| PLAYER | TEAM | DATE |
|----------------|------|---------|
| RB Roger Craig | LAR | 4/1/91 |
| S Ronnie Lott | LAR | 3/25/91 |
| LB Matt Millen | Was. | 4/1/91 |

— 1992 —

| | | |
|--------------------|------|---------|
| WR Sanjay Beach | GB | 3/31/92 |
| T Scott Bowles | NE | 3/27/92 |
| WR Tony Hargain | KC | 4/1/92 |
| DE Greg Joelson | SD | 3/31/92 |
| T Frank Pollack | Den. | 3/20/92 |
| RB Spencer Tillman | Hou. | 4/1/92 |
| S Dave Waymer | LAR | 4/1/92 |

UNRESTRICTED FREE AGENCY

(1993-10)

UNRESTRICTED FREE AGENTS SIGNED

— 1993 —

| PLAYER | TEAM | DATE |
|----------------|------|--------|
| S Tim McDonald | Arz. | 4/7/93 |

— 1994 —

| | | |
|-------------------|------|---------|
| CB Toi Cook | NO | 8/22/94 |
| DE Richard Dent | Chi. | 6/9/94 |
| LB Rickey Jackson | NO | 8/2/94 |
| DE Charles Mann | Was. | 9/15/94 |
| WR Ed McCaffrey | NYG | 7/25/94 |
| LB Ken Norton Jr. | Dal. | 4/20/94 |
| C Bart Oates | NYG | 7/15/94 |
| LB Gary Plummer | SD | 3/24/94 |
| CB Deion Sanders | Atl. | 9/15/94 |

— 1995 —

| | | |
|-------------------|------|---------|
| DE Oliver Barnett | Buf. | 3/10/95 |
| CB Marquez Pope | StL | 4/10/95 |
| T Kirk Scrafford | Den. | 3/22/95 |

— 1996 —

| | | |
|------------------------|------|---------|
| DE Roy Barker | Min. | 2/28/96 |
| G Ray Brown | Was. | 2/25/96 |
| S Curtis Buckley (RFA) | TB | 2/21/96 |
| TE Adrian Cooper | Min. | 4/2/96 |
| DE Chris Doleman | Atl. | 3/14/96 |
| C/LB Randy Kirk | Arz. | 3/25/96 |
| FB Tommy Vardell | Bal. | 3/20/96 |

UNRESTRICTED FREE AGENTS LOST

— 1993 —

| PLAYER | TEAM | DATE |
|------------------|------|---------|
| DE Tim Harris | Phi. | 4/21/93 |
| DE Pierce Holt | Atl. | 3/17/93 |
| WR Mike Sherrard | NYG | 4/2/93 |

— 1994 —

| | | |
|-------------------|------|---------|
| CB Don Griffin | Cle. | 4/19/94 |
| TE Wesley Walls | NO | 4/27/94 |
| TE Jamie Williams | LAR | 5/2/94 |

— 1995 —

| | | |
|------------------|------|---------|
| RB Dexter Carter | NYJ | 3/1/95 |
| DT Rhett Hall | Phi. | 3/9/95 |
| DE Charles Mann | Was. | 5/24/95 |
| WR Ed McCaffrey | Den. | 3/7/95 |
| QB Bill Musgrave | Den. | 3/7/95 |
| CB Deion Sanders | Dal. | 9/9/95 |
| RB Ricky Watters | Phi. | 3/18/95 |

— 1996 —

| | | |
|---------------|------|---------|
| CB Toi Cook | Den. | 4/12/96 |
| CB Eric Davis | Car. | 2/19/96 |

UNRESTRICTED FREE AGENTS SIGNED

— 1997 —

| PLAYER | TEAM | DATE |
|-----------------------|------|---------|
| G Kevin Gogan | Oak. | 2/24/97 |
| LB Kevin Greene | Car. | 8/26/97 |
| RB Garrison Hearst | Cin. | 3/7/97 |
| LB Jim Schwantz (RFA) | Dal. | 4/14/97 |
| CB Darnell Walker | Atl. | 3/24/97 |
| CB Rod Woodson | Pit. | 7/17/97 |
| K Gary Anderson | Phi. | 6/11/97 |

— 1998 —

| | | |
|--------------------|------|---------|
| QB Ty Detmer | Phi. | 3/12/98 |
| DT Shane Bonham | Det. | 4/21/98 |
| CB Antonio Langham | Bal. | 3/9/98 |
| LB Winfred Tubbs | NO | 2/18/98 |
| TE Irv Smith | NO | 2/26/98 |
| DE Gabe Wilkins | GB | 2/26/98 |

— 1999 —

| | | |
|----------------------|---------|---------|
| QB Jeff Garcia | Calgary | 2/16/99 |
| RB Charlie Garner | Phi. | 7/19/99 |
| RB Travis Jervey | GB | 3/22/99 |
| DE Marvin Washington | Den. | 4/1/99 |
| FB Tommy Vardell | Det. | 4/23/99 |
| CB Mark McMillian | KC | 6/8/99 |
| QB Steve Stenstrom | Chi. | 7/1/99 |

— 2000 —

| | | |
|---------------|-----|---------|
| QB Rick Mirer | NYJ | 6/13/00 |
| T Matt Willig | StL | 6/7/00 |
| T Scott Gragg | NYG | 7/19/00 |

UNRESTRICTED FREE AGENTS LOST

— 1997 —

| PLAYER | TEAM | DATE |
|---------------------|------|---------|
| QB Elvis Grbac | KC | 3/17/97 |
| CB Steve Israel | NE | 3/24/97 |
| RB Anthony Lynn | Den. | 2/25/97 |
| LB Anthony Peterson | Chi. | 3/7/97 |
| WR Nate Singleton | Phi. | 4/4/97 |
| K Jeff Wilkins | StL | 3/3/97 |

— 1998 —

| | | |
|----------------------|------|---------|
| S Brett Maxie | Car. | 2/13/98 |
| FB William Floyd | Car. | 3/9/98 |
| WR Justin Armour | Den. | 2/20/98 |
| G Rod Milstead | Was. | 3/3/98 |
| K Gary Anderson | Min. | 2/23/98 |
| DT Dana Stubblefield | Was. | 2/23/98 |
| DE Marvin Was. | Den. | 3/2/98 |
| LB Kevin Mitchell | NO | 2/20/98 |
| CB Tyrone Drakeford | NO | 2/20/98 |

— 1999 —

| | | |
|-----------------|------|--------|
| CB Marquez Pope | Cle. | 3/3/99 |
| RB Terry Kirby | Cle. | 3/5/99 |

— 2000 —

| | | |
|---------------------|------|---------|
| LB Anthony Peterson | NYJ | 5/11/00 |
| LB Reggie Givens | Was. | 4/13/00 |
| CB Wasswa Serwanga | KC | 4/21/00 |



UNRESTRICTED FREE AGENCY (CONT.)

UNRESTRICTED FREE AGENTS SIGNED

— 2001 —

| PLAYER | TEAM | DATE |
|----------------------|------|---------|
| LB Derek Smith | Was. | 3/23/01 |
| DT Dana Stubblefield | Was. | 4/25/01 |

— 2002 —

| | | |
|-----------------|------|---------|
| S Tony Parrish | Chi. | 4/4/02 |
| DE Sean Moran | StL | 4/4/02 |
| G Ron Stone | NYG | 4/12/02 |
| DT Jim Flanigan | GB | 6/13/02 |

— 2003 —

| | | |
|--------------------|------|---------|
| TE Jed Weaver | Mia. | 3/14/03 |
| DT Travis Kirschke | Det. | 4/3/03 |
| DT Ross Kolodziej | NYG | 4/7/03 |
| CB Fred Weary | Atl. | 6/18/03 |
| DE Chidi Ahanotu | Buf. | 8/21/03 |

— 2004 —

| | | |
|-------------------|------|---------|
| T/G Scott Rehberg | Cin. | 4/12/04 |
| T/G Greg Randall | Hou. | 4/20/04 |

— 2005 —

| | | |
|--------------------|------|---------|
| T Jonas Jennings | Buf. | 3/3/05 |
| K Joe Nedney | Ten. | 3/10/05 |
| DE Marques Douglas | Bal. | 4/7/05 |
| WR Johnnie Morton | KC | 6/21/05 |

— 2006 —

| PLAYER | TEAM | DATE |
|-------------------|------|---------|
| WR Antonio Bryant | Cle. | 3/13/06 |
| WR Bryan Gilmore | Mia. | 3/14/06 |
| CB Walt Harris | Was. | 3/15/06 |
| G Larry Allen | Dal. | 3/24/06 |
| LB T.J. Slaughter | NO | 4/17/06 |
| S Chad Williams | Bal. | 5/3/06 |
| P Tom Rouen | Sea. | 6/29/06 |

UNRESTRICTED FREE AGENTS LOST

— 2001 —

| PLAYER | TEAM | DATE |
|---------------------|------|---------|
| LB Jason Kyle | Car. | 3/6/01 |
| DE Anthony Pleasant | NE | 3/22/01 |
| G Phil Ostrowski | Den. | 4/6/01 |
| RB Charlie Garner | Oak. | 4/16/01 |
| LB Artie Ulmer | Atl. | 4/16/01 |
| K Wade Richey | SD | 4/18/01 |
| DT Brentson Buckner | Car. | 4/21/01 |
| CB Monty Montgomery | Phi. | 5/15/01 |

— 2002 —

| | | |
|-------------------|------|---------|
| LB Terry Killens | Den. | 3/22/02 |
| QB Rick Mirer | Oak. | 3/23/02 |
| S Lance Schulters | Ten. | 4/11/02 |

— 2003 —

| | | |
|-------------------|------|--------|
| DE Chike Okeafor | Sea. | 4/4/03 |
| LB Quincy Stewart | Den. | 4/2/03 |
| TE Justin Swift | Hou. | 6/2/03 |
| C Ben Lynch | Hou. | 8/5/03 |

— 2004 —

| | | |
|--------------------|------|---------|
| CB Jason Webster | Atl. | 3/5/04 |
| DT Travis Kirschke | Pit. | 3/11/04 |
| WR Tai Streets | Det. | 3/11/04 |
| TE Jed Weaver | Den. | 3/19/04 |
| P Bill LaFleur | SD | 6/4/04 |

— 2005 —

| | | |
|-------------------|------|---------|
| WR Cedrick Wilson | Pit. | 3/9/05 |
| FS Ronnie Heard | Atl. | 3/18/05 |
| K Todd Peterson | Atl. | 3/7/05 |
| CB Jimmy Williams | NO | 4/19/05 |
| T Kyle Kosier | Det. | 4/21/05 |

— 2006 —

| PLAYER | TEAM | DATE |
|--------------------|------|---------|
| LB Andre Carter | Was. | 3/14/06 |
| LB Julian Peterson | Sea. | 3/27/06 |
| FB Fred Beasley | Mia. | 3/27/06 |

UNRESTRICTED FREE AGENTS SIGNED

— 2007 —

| | | |
|---------------------|------|---------|
| CB Nate Clements | Buf. | 3/2/07 |
| S Michael Lewis | Phi. | 3/2/07 |
| DT Aubrayo Franklin | Bal. | 3/3/07 |
| WR Ashley Lelie | Atl. | 3/5/07 |
| LB Tully Banta-Cain | NE | 3/6/07 |
| LB Colby Bockwoldt | Ten. | 3/19/07 |

— 2008 —

| | | |
|-----------------------|------|---------|
| WR Bryant Johnson | Arz. | 3/17/08 |
| QB J.T. O'Sullivan | Det. | 2/29/08 |
| DE Justin Smith | Cin. | 3/1/08 |
| LB Dontarrious Thomas | Min. | 3/3/08 |

— 2009 —

| | | |
|-------------------|------|---------|
| DE Demetric Evans | Was. | 3/10/09 |
| WR Brandon Jones | Ten. | 2/28/09 |
| FB Moran Norris | Det. | 3/2/09 |
| T Marvel Smith | Pit. | 3/30/09 |
| CB Dré Bly | Den. | 5/21/09 |

— 2010 —

| | | |
|------------------|------|---------|
| QB David Carr | NYG | 3/15/10 |
| CB William James | Det. | 5/11/10 |
| LB Travis Laboy | Ari. | 4/26/10 |
| CB Karl Paymah | Min. | 3/17/10 |

— 2011 —

| | | |
|----------------------|------|---------|
| K David Akers | Phi. | 7/30/11 |
| FB Jack Corcoran | Ten. | 7/30/11 |
| LB Antwan Applewhite | SD | 7/31/11 |
| LB Larry Grant | StL | 7/31/11 |
| CB Carlos Rogers | Was. | 8/3/11 |
| C Jonathan Goodwin | NO | 8/3/11 |
| LB Blake Costanzo | Cle. | 8/3/11 |
| WR Braylon Edwards | NYJ | 8/4/11 |
| S Donte Whitner | Buf. | 8/4/11 |
| QB Josh McCown | Car. | 8/17/11 |
| TE Justin Peelle | Atl. | 9/13/11 |

UNRESTRICTED FREE AGENTS LOST

— 2007 —

| | | |
|------------------|------|---------|
| TE Eric Johnson | NO | 3/8/07 |
| DT Anthony Adams | Chi. | 3/25/07 |
| S Mike Adams | Cle. | 4/2/07 |

— 2008 —

| | | |
|--------------------|------|---------|
| DE Marques Douglas | TB | 3/18/08 |
| WR Bryan Gilmore | Sea. | 7/25/08 |
| RB Maurice Hicks | Min. | 3/4/08 |
| T Kwame Harris | Oak. | 3/5/08 |
| G Justin Smiley | Mia. | 2/29/08 |

— 2009 —

| | | |
|----------------------|------|---------|
| WR Bryant Johnson | Det. | 3/2/09 |
| DT Ronald Fields | Den. | 3/2/09 |
| QB J.T. O'Sullivan | Cin. | 3/5/09 |
| TE Sean Ryan | KC | 4/21/09 |
| CB Donald Strickland | NYJ | 3/25/09 |
| TE Billy Bajema | StL | 3/31/09 |
| T Damane Duckett | NE | 3/23/09 |

— 2010 —

| | | |
|------------------|-------|---------|
| WR Arnaz Battle | Pit. | 3/8/10 |
| CB Marcus Hudson | Car. | 3/15/10 |
| T Tony Pashos | Clev. | 3/7/10 |
| CB Walt Harris | Bal. | 6/24/10 |
| CB Dre Bly | Det. | 7/2/10 |

— 2011 —

| | | |
|---------------------|------|---------|
| LB Takeo Spikes | SD | 7/29/11 |
| LB Travis LaBoy | SD | 7/29/11 |
| C David Baas | NYG | 7/30/11 |
| NT Aubrayo Franklin | NO | 8/2/11 |
| K Jeff Reed | Sea. | 8/3/11 |
| LB Manny Lawson | Cin. | 8/3/11 |





49ERS TRADE HISTORY

1950

HB Emil Sitko from LA Rams for HB Glenn Davis.

E Gordy Soltau from Cle. for 1951 No. 4 draft choice.

DB Howie Livingston from Was. for undisclosed considerations.

1952

HB J.R. Boone from Chi. for 1953 No. 6 draft choice.

1953

E Bob Van Doren from Cle. for 1954 No. 8 draft choice.

HB Fred Bruney from Cle. for 1954 No. 10 draft choice.

1954

HB John Henry Johnson from Pit. for HB Ed Pullerton.

HB John Williams from Was. for T Ray Collins.

QB Arnie Galiffa from NYG for DE Bob Van Doren.

1955

C Ed Beatty from LA Rams for HB Jim Cason, G Nick Feher, and 1956 No. 5 draft choice.

E Ted Vaught from Phi. for undisclosed future draft choice.

1956

T Bob Cross from LA Rams for 1957 No. 3 draft choice.

1957

HB Bill Stits from Det. for HB John Henry Johnson and a 1958 No. 7 draft choice.

LB Marv Matuszak from Pit. for QB Earl Morrall and G Mike Sandusky.

HB Val Joe Walker from Det. for 1958 No. 15 draft choice.

1960

LB Jerry Wilson from Phi. for G John Wittenborn.

1961 No. 1a draft choice (HB Jimmy Johnson) from Pit. for DB Dick Moegle.

1961 No. 1b draft choice (QB Billy Kilmer) from Bal. for TE Dee Mackey.

1961

G/LB Lou Cordileone from New York Giants for QB Y.A. Tittle.

1962

DB Elbert Kimbrough from LA Rams for DE Lou Cordileone.

C John Mellekus from Chi. for 1963 No. 4 draft choice.

HB Bobby Gaiters from NYG for E Aaron Thomas.

1963

1965 No. 1 draft choice (DB George Donnelly) from Cle. for Cleveland signing free agent G Ted Connolly.

LB Mike Dowdle from Dal. for HB Jim Ridlon.

T Roy Williams from Min. for 1965 No. 8 draft choice.

1964

C Frank Morze from Cle. for 1965 No. 6 draft choice.

1965

HB John David Crow from StL for HB Abe Woodson.

DE Dan LaRose from Bal. for 1966 No. 7 draft choice.

1967

1967 No. 1 draft choice (QB Steve Spurrier) from Atl. for FL Bernie Casey, G Jim Wilson, and T Jim Norton.

1968

LB Harold Hays from Dal. for 1969 No. 3 draft choice.

DE Kevin Hardy from NO Saints as compensation for Saints' signing E Dave Parks.

1968 No. 1 draft choice (TE Ted Kwalick) – see Dave Parks above.
WR Clifton McNeil from Cle. for 1969 No. 2 draft choice.

1969

G Randy Beisler from Phi. for QB George Mira.

DB Roosevelt Taylor from Chi. for G Howard Mudd.

KR Noland Smith from KC Chiefs for 1970 No. 3 draft choice.

1970

PK Bruce Gossett from LA Rams for HB Kermit Alexander and 1970 No. 2 draft choice.

1972

DE Rolf Krueger from StL for 1973 No. 2 draft choice and 1974 No. 3 draft choice.

1973

RB Randy Jackson from Buf. for DT Earl Edwards.

WR Danny Abramowicz from NO for 1974 No. 4 & 5 draft choices.

1974

TE Tom Mitchell from Bal. for returned Colts' 1975 No. 3 draft choice and 1976 No. 4 draft choice.

T Bob Penchion from Buf. for 1975 No. 7 draft choice.

WR Robert West from KC for 1975 No. 6 draft choice.

QB Norm Snead from NYG for 1975 No. 3 draft choice and 1976 No. 4 draft choice.

1976 No. 1 draft choice (choice traded to Patriots for QB Jim Plunkett) from Hou. for RB Vic Washington.

1975

WR Bob Hayes from Dal. for 1976 No. 3 draft choice.

LB Dave Washington from Buf. for 1977 No. 5 draft choice.

CB Nate Allen from KC for G Randy Beiser and Saints 1976 No. 3 choice.

1976

WR Willie McGee and LB Bruce Elia from TB for QB Steve Spurrier.

QB Jim Plunkett from NE for QB Tom Owens, 1976 & '77 No. 1 choices, 1976 Houston's No. 1 choice, and 1977 No. 1 choice.

G Steve Lawson from Min. for DB Windlan Hall.

QB Marty Domres from Bal. for 1978 No. 5 draft choice.

TE Jim Obradovich from NYG for 1977 No. 8 draft choice.

WR Jim Lash from Min. for RB Sammy Johnson.

1977

LB Ed Bradley from Sea. for DT Bill Sandifer.

DT Ed Galigher from NYJ for 1977 No. 3 draft choice.

TE Paul Seal from NO for G John Watson.

1978

RB O.J. Simpson from Buf. for 1979 No. 1 draft choice, 1978 & '79 No. 2 draft choices, 1978 No. 3 draft choice, and 1979 No. 4 draft choice.

WR Larry Jones from Was. for TE Tom Mitchell and 1978 No. 8 draft choice.

WR Freddie Solomon and S Vern Rober–son from Mia. for RB Delvin Williams.

FB Greg Boykin from NO for DB Ralph McGill.

LB Joe Harris from Was. for 1978 Vikings No. 6 draft choice.

G Steve Knutson from GB for 1979 No. 8 draft choice.

S Chuck Crist from NO for LB Skip Vanderbundt.

S Bob Jury and 1979 Cowboys No. 3 draft choice (QB Joe Montana) from Sea. for 1979 No. 3 draft choice.

1979

CB Melvin Morgan from Cin. for 1980 No. 7 draft choice.

RB Mike Hogan from Phi. for 1981 No. 7 draft choice.

S Tim Gray from KC for 1980 No. 9 draft choice.

S Tony Dungy from Pit. for 1980 No. 10 draft choice.

CB Charles Cornelius from Mia. for 1980 No. 11 draft choice.

RB Lenvil Elliott from Cin. for the first right to waived players.

1980

DB Scott Perry from Cin. for 1981 No. 9 draft choice.

DB Ray Rhodes and WR Jimmy Robinson from NYG for S Tony Dungy and FB Mike Hogan.

TE Charle Young from LA Rams for 1980 No. 3 draft choice and 1983 unconditional No. 4 draft choice.

LB Thomas Henderson from Dal. for 1981 No. 4 draft choice.

DT Jim Krahl from Bal. for 1981 No. 10 draft choice.



49ERS TRADE HISTORY (CONT.)

1981

QB Guy Benjamin from NO for 1982 No. 6 draft choice.

G/T Dan Audick from SD for 1982 No. 3 draft choice.

FB Johnny Davis from TB for RB/WR James Owens.

RB Amos Lawrence from SD for 1984 No. 4 draft choice.

DE Fred Dean from SD 1983 No. 2 draft choice and option to exchange 1983 No. 1 draft choices.

1982

TE Russ Francis from NE for 1982 No. 1 & No. 4 draft choices.

LB Bob Horn from SD for 1983 No. 8 draft choice.

T Lindsey Mason from LA Raiders for 1983 Raiders No. 5 draft choice acquired for DE Cedrick Hardman in 1980.

1983

RB Wendell Tyler from LA Rams for 1983 No. 2 draft choice and 1983 Broncos No. 4 draft choice.

QB Matt Cavanaugh from NE for 1984 No. 7 draft choice.

P Tom Orosz from Mia. for 1984 Bears No. 12 draft choice.

1984

DT Louie Kelcher from SD for 1984 No. 8 and No. 12 draft choices and 1985 conditional No. 9 draft choice.

DT Manu Tuiaosopo from Sea. for 1984 Buccaneers No. 4 draft choice and 1985 No. 10 49ers' draft choice.
CB Mario Clark from Buf. for 1985 No. 4 draft choice.

DT Gary Johnson from SD for 1986 No. 5 and No. 11 draft choices.

1985

1985 No. 1 draft choice (WR Jerry Rice) from NE for 1985 No. 1, 2, and 3 draft choices.
LB Fulton Kuykendall from Atl. for DE/DT Lawrence Pillers.

C Jim Leonard from TB for 1986 No. 12 draft choice.

CB Tory Nixon from Was. for 1986 No. 6 draft choice.

1986

QB Jeff Kemp from LA Rams for 1986 Lions No. 3 draft choice.

RB Joe Cribbs from Buf. for 1987 No. 3 and 1988 No. 5 draft choices.

1986 No. 2 draft choice (DE Larry Roberts) from Det. for 1986 Bills No. 2 draft choice.

1986 No. 3a draft choice (FB Tom Rathman) from Buf. for 1986 Cowboys No. 1 draft choice and 1986 49ers No. 10 draft choice.

1986 No. 3b draft choice (CB Tim McKeyer) from Phi. for QB Matt Cavanaugh.

1986 No. 4a draft choice (LB Charles Haley) from Cle. for 1986 Lions No. 3a draft choice.

1986 No. 4b draft choice (T Steve Wallace) from Was. for 1986 Lions No. 3b draft choice.

1986 No. 6 draft choice (FS Don Griffin) from NYJ for T Billy Shields.

1987

LB Keith Browner from TB for 1988 No. 6 draft choice.

QB Steve Young from TB for 1987 No. 2 and 4 draft choices.

1988

WR Wes Chandler from NO for C Fred Quillan.

1989

LB Tim Harris from GB for 1992 No. 2 draft choice and 1993 No. 2 draft choice.

1992

1993 No. 2 draft choice and 1994 No. 3 draft choice from Dal. for DE Charles Haley.

1993

1993 No. 1 draft choice from KC for QB Joe Montana and S David Whitmore.

1993 No. 1 draft choice (DE Dana Stubblefield) from NO for 1993 Chiefs No. 1 draft choice.

1994 No. 1 draft choice (choice trade to Rams for 1994 Falcons No. 1 draft choice) from SD for 1993 Raiders' No. 2 draft choice.

1994

1994 No. 1a draft choice (DT Bryant Young) from Atl. via Ind. and LA Rams for 1994 Chargers No. 1 draft choice, 1994 49ers No. 2 draft choice and 1994 Eagles No. 3 draft choice.

1994 No. 1b draft choice (FB William Floyd) from Dal. for 1994 No. 1 and 7 draft choices.

1995

1995 No. 1 draft choice (WR J.J. Stokes) from Atl. via Cle. for 1995 No. 1 and No. 3 draft choices, 1995 Chiefs No. 4 draft choice and 1996 No. 1 draft choice.

CB Marquez Pope from StL for 1995 No. 2 draft choice.

1996

RB Terry Kirby from Mia. for 1997 No. 4 draft choice.

1998

LB Anthony Peterson from Chi. for 1998 No. 7 draft choice.

T Jamie Brown from Den. for 1999 No. 2 draft choice.

1998 No. 7 draft choice (WR Ryan Thelwell) from Pit. via Atl. for 1999 No. 6 draft choice.

1999

DE Roy Barker and TE Irv Smith to Cle. for past considerations.

QB Ty Detmer and 1999 No. 4 draft pick to Cle. for 1999 No. 4 and No. 5 draft picks.

G Kevin Gogan to Mia. for 1999 No. 5 draft pick.

QB Jim Druckenmiller to Mia. for 2000 No. 7 and 2001 No. 7.

CB Craig Newsome from GB for 2000 No. 5 draft choice.

1999 No. 1 draft choice (DT Reggie McGrew) from Mia. for 1999 No. 1 and No. 5 draft choices.

1999 No. 4a draft choice (CB Anthony Parker) from Cle. for FB Marc Edwards.

1999 No. 4b draft choice (CB Pierson Prioleau) and No. 6 draft choice (WR Tai Streets) from Ind. for 1999 No. 4 draft choice.

2000

2000 No. 1 draft choice (3) to Was. for two 2000 No. 1 draft choices (12) and (24) (Ahmed Plummer) and No. 4 draft choice.

2000 No. 1 draft choice (12) to NYJ for 2000 No. 1 (16) (Julian Peterson) and No. 2 (48) (Jason Webster) draft choices.

2000 No. 3 draft choice (Jeff Ulbrich) from Sea. for 2000 No. 4 and No. 7 draft choices.

2000 No. 4 draft choice (98) to GB for 2000 No. 4 (108) (John Keith) and No. 5 (132) draft choices.

2000 No. 5 draft choice (John Milem) from Chi. for 2000 No. 6 and No. 7 draft choices.

2000 No. 7 draft choice (Tim Rattay) from NE for 2001 No. 6 draft choice.

CB R.W. McQuarters to Chi. for 2001 conditional draft pick.

2001

2001 No. 1 (9), No. 3 (82) and No. 7 (222) draft choices to Sea. for No. 1 (7) (Andre Carter) and No. 6 (191) (Menson Holloway).

2001 No. 2 (2001 (41), No. 3 (71) and No. 4 (105) draft choices to GB for 2001 No. 2 (47) (Jamie Winborn), No. 3 (80 & 82) (Kevan Barlow), No. 6 (179) (Rashad Holman) and No. 7 (222) draft choices.

2002

2002 No. 2 (61) draft choice to Buf. for 2002 No. 3 (69) (Saleem Rasheed) and No. 4 (102) draft choices (Jeff Chandler).

QB Cade McNown from Mia. for 2003 No. 7 conditional draft choice.



49ERS TRADE HISTORY

(CONT.)

2004

WR Terrell Owens to Bal. for 2004 No. 2 (51) draft choice.

2004 No. 2 (51) draft choice to Bal. for DT Brandon Whiting (via Philadelphia).

2004 No. 1 (16) draft choice to Phi. for 2004 No. 1 (28) and No. 2 (58) draft choices (Shawntae Spencer).

2004 No. 1 (28) draft choice to Car. for 2004 No. 1 (31) (Rashaun Woods) and No. 4 (127) draft choices (Richard Seigler).

2004 No. 4 (112) and No. 5 (147) draft choices to Chi. for 2004 No. 4 (104) draft choice (Isaac Sopoaga).

2004 No. 6 (179) draft choice to GB for 2004 No. 6 (188) (Andy Lee) and No. 7 (226) draft choices (Christian Ferrara).

2005

2005 No. 4 (102) and No. 6 draft choices (175) to Phi. for 2005 No. 3 draft choice (94) (Adam Snyder).

LB John Engelberger to Den. for CB Willie Middlebrooks

LB Jamie Winborn to Jac. for 2006 No. 7 (236) draft choice.

QB Tim Rattay to TB for 2006 No. 6 (192) draft choice.

2006

WR Brandon Lloyd to Was. for 2006 No. 3 (84) draft choice.

WR Rashaun Woods to SD for CB Sammy Davis.

2006 No. 2 (37) and No. 3 (68) draft choices to Den. in exchange for No. 1 (22) (Manny Lawson) draft choice from Den.

2006 No. 7 (213 & 236) to Jac. for No. 6 (197) draft choice (Melvin Oliver).

QB Ken Dorsey and a 2007 No. 7 (213) draft choice to Cle. for QB Trent Dilfer.

QB Cody Pickett to Hou. for a 2007 conditional draft choice.

CB Mike Rumph to Was. for WR Taylor Jacobs.

RB Kevan Barlow to NYJ for 2007 No. 4 (124) draft choice.

2007

2007 No. 4 (110) and 2008 No. 1 draft choices to NE in exchange for No. 1 (28) draft choice (Joe Staley).

2007 No. 4 (124) draft choice to Sea. in exchange for WR Darrell Jackson.

2007 No. 2 (42) and No. 4 (126) draft choices to Ind. in exchange for 2008 No. 1 draft choice.

2009

2009 No. 2 (43) and 2009 No. 4 (111) draft choices to Car. in exchange for 2010 No. 1 draft choice.

2010

QB Shaun Hill to Det. in exchange for 2011 No. 7 draft choice.

2010 No. 5 (145) draft choice to Mia. in exchange for WR Ted Ginn Jr.

2010 No. 1 (13) and 2010 No. 4 (113) draft choices to Den. in exchange for 2010 No. 1 (11) draft choice (Anthony Davis).

2010 No. 3 (79) draft choice to SD in exchange for 2010 No. 3 (91st) (Navorro Bowman), 2010 No. 6 (173) (Anthony Dixon) and 2011 No. 4 draft choice.

WR Isaac Bruce to StL

DT Kentwan Balmer to Sea. in exchange for 2011 No. 6 draft choice

2011

2011 No. 2 (45), No. 4 (108) and No. 5 (141) draft choices to Den. in exchange for 2011 No. 2 (36) draft choice (Colin Kaepernick)

2011 No. 3 (76) to Jax. in exchange for 2011 No. 3 (80) (Chris Culliver) and 2011 No. 6 (182) (Ronald Johnson).

2011 No. 6 (174) and 2011 No. 7 (231) to GB in exchange for 2011 No. 5 (163) draft choice (Daniel Kilgore).

S Taylor Mays to Cin. in exchange for an undisclosed draft choice.



ALL-TIME ALPHABETICAL ROSTER

| A | | | | | | B | | | | | |
|--------------|--------------|----------|--------------------|---------------|----------|---------------|-----------------|-----------|----------------------|---------------|-----------|
| Last | First | Position | College | Years | Jersey # | Last | First | Position | College | Years | Jersey # |
| Abramowicz | Danny | WR | Xavier | 1973–74 | 46 | Bell | Shonn | TE | Clinch Valley | 1999 | 82 |
| Adams | Anthony | DT | Penn State | 2003–06 | 91 | Belser | Ceaser | LB | Arkansas AM&N | 1974 | 50 |
| Adams | Mike | S | Delaware | 2004–06 | 20 | Bender | Jacob | T | Nicholls State | 2008 | 77 |
| Adams | Phillip | CB | South Carolina St. | 2010 | 35 | Benefield | Daved | LB | Cal State Northridge | 1996 | 99 |
| Ahanotu | Chidi | DE | California | 2003 | 72 | Benjamin | Guy | QB | Stanford | 1981–83 | 7 |
| Akers | David | K | Louisville | 2011–* | 2 | Bentz | Roman | T | Tulane | 1948 | 46 |
| Albert | Frank | QB | Stanford | 1946–52 | 13, 63 | Berry | Rex | HB | Brigham Young | 1951–56 | 23, 83 |
| Aldridge | Ben | HB | Oklahoma State | 1952 | 38 | Bettiga | Mike | WR | Humboldt State | 1973 | 80 |
| Aldridge | Jerry | RB | Angelo State | 1980 | 47 | Beverly | Ed | WR | Arizona State | 1973 | 81 |
| Alexander | Kermit | HB/DB | UCLA | 1963–69 | 39 | Black | Stan | DB | Mississippi State | 1977 | 26 |
| Allen | Nate | CB | Texas Southern | 1975 | 27 | Blackmore | Richard | CB | Mississippi State | 1983 | 44 |
| Allen | Larry | G | Sonoma State | 2006–07 | 71 | Blades | Al | S | Miami (Fla.) | 2001 | 45 |
| Amey | Otis | WR | Sacramento State | 2005 | 18 | Blevins | Tony | S | Kansas | 1998 | 22 |
| Anderson | Gary | K | Syracuse | 1997 | 1 | Blount | Ed | QB | Washington State | 1987 | 10 |
| Anderson | Marques | S | UCLA | 2005 | 25 | Blue | Forrest | C | Auburn | 1968–74 | 75 |
| Anderson | Terry | WR | Bethune–Cookman | 1980 | 20 | Bly | Dre' | CB | North Carolina | 2009 | 31 |
| Anderson | Tim | S | Ohio State | 1975 | 26 | Board | Dwaine | DE | North Carolina A&T | 1979–88 | 76 |
| Andrus | Shane | K | Murray State | 2009, '10 | 9 | Boatswain | Harry | T | New Haven | 1991–94 | 65 |
| Anelli | Mark | TE | Wisconsin | 2002–03 | 85 | Bogan | Dontavia | WR | South Florida | 2011–* | 9 |
| Anthony | Cornelius | LB | Texas A&M | 2002–03 | 57 | Bollinger | Brian | G | North Carolina | 1992–94 | 71, 77 |
| Arenas | Joe | HB | Omaha | 1951–57 | 22, 82 | Bonham | Shane | DT | Tennessee | 1998–99 | 78 |
| Armour | Justin | WR | Stanford | 1997 (P) | 82 | Bono | Steve | QB | UCLA | 1989–93 | 13 |
| Asmus | Jim | P | Hawaii | 1987 | 9 | Boone | Alex | T | Ohio State | 2010–* | 75 |
| Atkins | Baraka | DT | Miami | 2009 | 76 | Boone | J.R. | HB | Tulsa | 1952 | 24 |
| Atkins | Bill | HB | Auburn | 1958–59 | 29 | Bosley | Bruce | C/G | West Virginia | 1956–68 | 77 |
| Atkins | Dave | RB | Texas–El Paso | 1973 | 28 | Bouza | Matt | WR | California | 1981 | 81 |
| Atkins | James | DT | Virginia Union | 2004 | 75 | Bowles | Todd | S | Temple | 1991 | 22 |
| Audick | Dan | T/G | Hawaii | 1981–82 | 61 | Bowman | NaVorro | LB | Penn State | 2010–* | 53 |
| Ayers | John | G | West Texas State | 1976–86 | 68 | Boyd | Elmo | WR | Eastern Kentucky | 1978 | 84 |
| | | | | | | Boyd | Greg | DE | San Diego State | 1984 | 98 |
| | | | | | | Boyett | Lon | TE | Cal State Northridge | 1978 | 82 |
| | | | | | | Boykin | Greg | FB | Northwestern | 1978 | 33 |
| | | | | | | Bradley | Ed | LB | Wake Forest | 1977–78 | 54 |
| | | | | | | Bragonier | Dennis | S | Stanford | 1974 | 27 |
| | | | | | | Brandes | John | TE | Cameron | 1993 | 85 |
| | | | | | | Brandon | Michael | DE | Florida | 1995–96 | 78 |
| | | | | | | Bregel | Jeff | G | USC | 1987–89 | 65 |
| | | | | | | Brien | Doug | K | California | 1994–95 | 4 |
| | | | | | | Briggs | Diyral | LB | Bowling Green | 2009, '10 | 50 |
| | | | | | | Bristor | John | S | Waynesburg | 1979 | 29 |
| | | | | | | Britt | Charlie | HB | Georgia | 1964 | 16 |
| | | | | | | Brock | Clyde | T | Utah State | 1963 | 75 |
| | | | | | | Brock | Tramaine | CB | Bellhaven | 2010–* | 26 |
| | | | | | | Brockhaus | Jeff | K | Missouri | 1987 | 5 |
| | | | | | | Brodie | John | QB | Stanford | 1957–73 | 12 |
| | | | | | | Brohman | Jeff | QB | Louisville | 1996–97 | 11 |
| | | | | | | Bronson | Zack | S | McNeese State | 1997–03 | 31 |
| | | | | | | Brooks | Ahmad | LB | Virginia | 2008–* | 55 |
| | | | | | | Brooks | Chet | DB | Texas A&M | 1988–90 | 31 |
| | | | | | | Brown | Dennis | DE | Washington | 1990–96 | 96 |
| | | | | | | Brown | Gary | T | Georgia Tech | 1998 | 61 |
| | | | | | | Brown | Hardy | LB | Tulsa | 1951–55 | 33, 73 |
| | | | | | | Brown | Jamie | T | Florida A&M | 1998 | 72 |
| | | | | | | Brown | Pete | C | Georgia Tech | 1953–54 | 56 |
| | | | | | | Brown | Ray | RB | South Carolina | 1987 | 22 |
| | | | | | | Brown | Ray | G | Arkansas State | 1996–01 | 65 |
| | | | | | | Brown | Tarell | CB | Texas | 2007–* | 25 |
| | | | | | | Brown | Tony | DT | Memphis | 2004–05 | 92 |
| | | | | | | Browner | Keith | LB | USC | 1987 | 59 |
| | | | | | | Bruce | Arland | WR/KR | Minnesota | 2003 | 19 |
| | | | | | | Bruce | Gail | E | Washington | 1948–51 | 54, 88 |
| | | | | | | Bruce | Isaac | WR | Memphis | 2008–09 | 88 |
| | | | | | | Bruer | Bob | TE | Mankato State | 1979–80 | 82 |
| | | | | | | Brumfield | Jackson | E | Southern Mississippi | 1954 | 80, 86 |
| | | | | | | Bruney | Fred | HB | Ohio State | 1953, 1956 | 45 |
| | | | | | | Bryant | Antonio | WR | Pittsburgh | 2006 | 81 |
| | | | | | | Bryant | Bob | T | Texas Tech | 1946–49 | 42 |
| | | | | | | Bryant | Junior | DT | Notre Dame | 1995–02 | 90 |
| | | | | | | Buckey | Jeff | T | Stanford | 1999 | 71 |
| | | | | | | Buckley | Curtis | S | East Texas State | 1996–98 | 28 |



| Last | First | Position | College | Years | Jersey # | Last | First | Position | College | Years | Jersey # |
|--------------|-------------|-----------|----------------------|----------------|--------------------|-----------------|----------------|-----------|-----------------------|---------------|------------|
| Buckner | Brentson | DT | Clemson | 1998–00 | 99 | Collins | Glen | DE | Mississippi State | 1987 | 79 |
| Bull | Scott | QB | Arkansas | 1976–78 | 19 | Collins | Greg | LB | Notre Dame | 1975 | 55 |
| Bungarda | Ken | T | Missouri | 1980 | 64, 72 | Collins | Ray | T | LSU | 1950–52 | 43, 72 |
| Bunz | Dan | LB | Long Beach State | 1978–84 | 57 | Comeaux | Darren | LB | Arizona State | 1987 | 56, 59 |
| Burke | Don | LB | USC | 1950–54 | 32, 38, 66, 68, 73 | Conklin | Cary | QB | Washington | 1995 | 6 |
| Burke | Vern | E | Oregon State | 1965 | 84 | Conlee | Gerry | C | St. Mary's | 1946–47 | 22 |
| Burns | Mike | DB | USC | 1977 | 28 | Connell | Mike | P | Cincinnati | 1978 | 10 |
| Burt | Jim | NT | Miami (Fla.) | 1989–91 | 64 | Conner | Clyde | E | Pacific | 1956–63 | 86, 88 |
| Bush | Steve | TE | Arizona State | 2004–05 | 44 | Connolly | Ted | G | Santa Clara–Tulsa | 1954, 56–62 | 64, 65 |
| Butler | John | S | Principia | 1987 | 26 | Conway | Curtis | WR | USC | 2004 | 89 |
| Byham | Nate | TE | Pittsburgh | 2010–* | 82 | Cook | Toi | DB | Stanford | 1994 | 41 |
| C | | | | | | Cooke | Bill | DE | UMass (Amherst) | 1976 | 76 |
| Caldwell | Mike | WR | California | 1995–96 | 13, 17, 81 | Cooper | Adrian | TE | Oklahoma | 1996 | 49 |
| Caldwell | Ravin | LB | Arkansas | 1993 (P) | 54 | Cooper | Bill | FB | Muskingum | 1961–64 | 34, 35 |
| Calhoun | Mike | DT | Notre Dame | 1980 | 60 | Cooper | Chris | DT | Nebraska–Omaha | 2004–05 | 93 |
| Caliguire | Dean | C | Pittsburgh | 1991 | 64 | Cooper | Deke | S | Notre Dame | 2006 | 35 |
| Calvelli | Tony | C | Stanford | 1949 | 31 | Cooper | Earl | FB/TE | Rice | 1980–85 | 49, 89 |
| Campbell | Carter | LB | Weber State | 1970 | 51 | Cooper | George | LB | Michigan State | 1987 | 52 |
| Campbell | Marion | T | Georgia | 1954–55 | 76 | Cooper | Josh | DE | Mississippi | 2004–05 | 76 |
| Campora | Don | T | Pacific | 1950, 1952 | 41, 76 | Cordileone | Lou | G–LB | Clemson | 1961 | 74 |
| Canley | Sheldon | RB | San Jose State | 1991–92 | 20 | Cornelius | Charles | DB | Bethune–Cookman | 1979–80 | 28 |
| Carapella | Al | T | Miami (Fla.) | 1951–55 | 45, 75 | Cortez | Jose | K | Oregon State | 2001–02, '05 | 1, 6 |
| Carmazzi | Giovanni | QB | Hofstra | 2000–01 | 19 | Costa | Dave | T/G | Wisconsin | 2001 | 76 |
| Carolan | Brett | TE | Washington State | 1994–95 | 86 | Costanzo | Blake | LB | Lafayette | 2011–* | 51 |
| Carpenter | Dwaine | S | North Carolina A&T | 2003–05 | 35 | Courtney | Matt | S | Idaho State | 1987 | 45 |
| Carpenter | John | T | Michigan | 1949 | 40 | Cousineau | Tom | LB | Ohio State | 1986–87 | 57, 59 |
| Carr | David | QB | Fresno State | 2010 | 5 | Cowlings | Al | DE | USC | 1979 | 79 |
| Carr | Earl | RB | Florida | 1978 | 31 | Cox | Greg | S | San Jose State | 1988, 90–91 | 38 |
| Carr | Eddie | HB | Olney High (Pa.) | 1947–49 | 85 | Cox | James | G | Stanford | 1948 | 32 |
| Carr | Paul | LB | Houston | 1955–58 | 57 | Crabtree | Michael | WR | Texas Tech | 2009–* | 15 |
| Carter | Andre | DE | California | 2001–05 | 96 | Craig | Roger | RB | Nebraska | 1983–90 | 33 |
| Carter | Dexter | RB | Florida State | 1990–94, 95–96 | 35 | Crawford | Derrick | WR | Memphis State | 1986 | 83 |
| Carter | Michael | NT | Southern Methodist | 1984–92 | 95 | Crecion | Gabe | TE | UCLA | 2004 | 47 |
| Casanega | Ken | HB | Santa Clara | 1946, 1948 | 83 | Cribbs | Joe | RB | Auburn | 1986–87 | 28 |
| Casey | Bernie | E | Bowling Green | 1961–66 | 30 | Crist | Chuck | DB | Penn State | 1978 | 24 |
| Cason | Jim | HB | LSU | 1948–52, '54 | 43, 93 | Cross | Bob | T | Kilgore J.C. | 1956–57 | 78 |
| Cassara | Frank | FB | St. Mary's | 1954 | 32 | Cross | Randy | G/C | UCLA | 1976–88 | 51, 62 |
| Cathcart | Sam | HB | Santa Barbara State | 1949–50, '52 | 28, 83, 86 | Crow | John David | HB | Texas A&M | 1965–68 | 44 |
| Cathcart | Royal | HB | Santa Barbara State | 1950 | 94 | Crowe | Paul | HB | St. Mary's | 1948 | 92 |
| Cavanaugh | Matt | QB | Pittsburgh | 1983–85 | 6 | Crowell | Otis | T | Hardin–Simmons | 1947 | 45 |
| Ceresino | Gordy | LB | Stanford | 1979 | 58 | Cullity | Dave | T | Utah | 1989 | 68 |
| Cerne | Joe | C | Northwestern | 1965–67 | 56 | Culliver | Chris | CB | South Carolina | 2011–* | 29 |
| Chandler | Jeff | K | Florida | 2002–03 | 3 | Cunningham | Doug | RB | Mississippi | 1967–73 | 42 |
| Chandler | Wes | WR | Florida | 1988 | 81 | Curtis | Kevin | S | Texas Tech | 2002 | 30 |
| Chapple | Jack | LB | Stanford | 1965 | 58 | D | | | | | |
| Cherry | Tony | RB | Oregon | 1986–87 | 23 | Daft | Kevin | QB | UC Davis | 2001 | 17 |
| Childs | Jason | T | North Dakota | 1993 | 76 | Dahl | Harvey | T | Nevada | 2005–06 | 76 |
| Choma | John | G/C | Virginia | 1981–83 | 60, 78 | Dahms | Tom | T | San Diego State | 1957 | 70 |
| Churchman | Ricky | S | Texas | 1980–81 | 33 | Dalman | Chris | C/G | Stanford | 1993–00 | 50, 67 |
| Clark | Bryan | QB | Michigan State | 1982–83 | 15 | Daniels | Clem | RB | Prairie View | 1968 | 33, 34 |
| Clark | Don | G | USC | 1948–49 | 31 | Daugherty | Bob | HB | Tulsa | 1966–67 | 29 |
| Clark | Dwight | WR | Clemson | 1979–87 | 87 | Davis | Anthony | T | Rutgers | 2010–* | 76 |
| Clark | Greg | TE | Stanford | 1997–01 | 85 | Davis | Nate | QB | Ball State | 2009 | 7 |
| Clark | Mario | CB | Oregon | 1984 | 29 | Davis | Eric | DB | Jacksonville State | 1990–95 | 25 |
| Clark | Mike | DE | Florida | 1982 | 90 | Davis | Jerome | T/DE | Minnesota | 2002–04 | 75, 76, 92 |
| Clark | Monte | T | USC | 1959–61 | 63 | Davis | Johnny | FB | Alabama | 1981 | 38 |
| Claybrooks | DeVone | DT | East Carolina | 2003 | 93 | Davis | Kyle | C | Oklahoma | 1978 | 64 |
| Clayton | Thomas | RB | Kansas State | 2008–* | 33 | Davis | Sammy | CB | Texas A&M | 2006 | 31 |
| Clement | Anthony | T | Louisiana–Lafayette | 2005 | 67 | Davis | Tommy | K | LSU | 1959–69 | 36 |
| Clements | Nate | CB | Ohio State | 2007–10 | 22 | Davis | Vernon | TE | Maryland | 2006–* | 85 |
| Cline | Tony | DE | Miami (Fla.) | 1976–77 | 82 | Dean | Floyd | LB | Florida | 1963–64 | 50, 57, 82 |
| Cline | Tony | TE | Stanford | 1999 | 84 | Dean | Fred | DE | Louisiana Tech | 1981–85 | 74 |
| Cloherty | Colin | TE | Brown | 20010 | 83 | Dean | Kevin | LB | Texas Christian | 1987 | 57 |
| Cochran | Mark | T | Baylor | 1987 | 66, 76 | DeBerg | Steve | QB | San Jose State | 1977–80 | 17 |
| Coffee | Glen | RB | Alabama | 2009 | 29 | Deese | Derrick | G/T | USC | 1992–03 | 63 |
| Cofer | Mike | K | North Carolina State | 1988–93 | 6 | DeLong | Keith | LB | Tennessee | 1989–93 | 59 |
| Cohen | Joe | DT | Florida | 2007 | 67 | Dent | Richard | DE | Tennessee State | 1994 | 95 |
| Colchico | Dan | E | San Jose State | 1960–67 | 86 | Dercher | Dan | T | Kansas | 1999–00 | 79 |
| Collett | Elmer | G | San Francisco State | 1967–72 | 66 | DeSimone | Rick | TE | Cal State Northridge | 1978 | 87 |
| Collie | Bruce | T/G | Texas–Arlington | 1985–89, '92 | 69 | Detmer | Ty | QB | BYU | 1998 | 11 |
| Collier | Floyd | T | San Jose State | 1948 | 48 | Dilfer | Trent | QB | Fresno State | 2006–07 | 12 |
| Collier | Tim | CB | East Texas State | 1982–84 | 47 | Dixon | Al | TE | Iowa State | 1984 | 84 |



| Last | First | Position | College | Years | Jersey # |
|---------------|-----------------|-----------|--------------------------|---------------|-----------|
| Dixon | Anthony | RB | Mississippi State | 2010–* | 24 |
| Dobbs | Demarcus | DT | Georgia | 2011–* | 96 |
| Dodge | Dedrick | S | Florida State | 1994–96 | 33 |
| Doleman | Chris | DE | Pittsburgh | 1996–98 | 56 |
| Doman | Brandon | QB | BYU | 2002, 04 | 11 |
| Domres | Marty | QB | Columbia | 1976 | 14, 16 |
| Donahue | Mitch | LB | Wyoming | 1991–92 | 54 |
| Donnelly | George | DB | Illinois | 1965–67 | 20 |
| Donohue | Leon | T | San Jose State | 1962–64 | 72 |
| Dorsey | Ken | QB | Miami (Fla.) | 2003–05 | 7 |
| Douglas | Marques | DE | Howard | 2005–07 | 94 |
| Dove | Eddie | HB | Colorado | 1959–62 | 44 |
| Dow | Harley | G | San Jose State | 1950 | 40 |
| Dowdle | Mike | LB | Texas | 1963–66 | 53 |
| Downing | Walt | C/G | Michigan | 1978–83 | 62 |
| Downs | Bob | G | USC | 1951 | 32 |
| Draft | Chris | LB | Stanford | 1999 | 57 |
| Drake | Joe | NT | Arizona | 1987 | 61 |
| Drakeford | Tyronne | DB | Virginia Tech | 1994–97, 2001 | 22, 33 |
| Dressel | Chris | TE | Stanford | 1987, 92 | 47, 88 |
| Druckenmiller | Jim | QB | Virginia Tech | 1997–98 | 14 |
| DuBose | Doug | RB | Nebraska | 1987–88 | 25 |
| Duckett | Damane | DT, T | East Carolina | 2006–08 | 63, 95 |
| Dugan | Fred | E | Dayton | 1958–59 | 87 |
| Duncan | Maury | QB | San Francisco State | 1954–55 | 12 |
| Dungy | Tony | DB | Minnesota | 1979 | 27 |
| Dupree | Terrence | TE | Duke | 2000 | 84 |
| Durdan | Don | HB | Oregon State | 1946–47 | 93 |
| Durham | Darius | WR | San Diego State | 1983 | 84 |
| Durette | Michael | G | West Virginia | 1986–87 | 64 |

E

| | | | | | |
|-------------|-----------|-------|---------------------|---------|--------|
| Easley | Walt | FB | West Virginia | 1981–82 | 31 |
| Edwards | Braylon | WR | Michigan | 2011 | 17 |
| Edwards | Earl | DT | Wichita State | 1969–72 | 74 |
| Edwards | Marc | RB | Notre Dame | 1997–98 | 44 |
| Elam | Cleveland | DE | Tennessee State | 1975–78 | 72 |
| Elam | Shane | LB | Mississippi | 2001 | 59 |
| Elia | Bruce | LB | Ohio State | 1976–78 | 51, 55 |
| Elliott | Charles | T | Oregon | 1948 | 46 |
| Elliott | Lenvil | RB | N.E. Missouri State | 1979–81 | 35 |
| Ellison | Atiyah | DE/DT | Missouri | 2007 | 78 |
| Ellison | Riki | LB | USC | 1983–89 | 50, 69 |
| Elston | Art | C | South Carolina | 1946–48 | 21, 36 |
| Emanuel | Ben | S | UCLA | 2005 | 38 |
| Enderle | Dick | G | Minnesota | 1976 | 63 |
| Endriss | Al | E | San Francisco State | 1952 | 85 |
| Engelberger | John | DE | Virginia Tech | 2000–04 | 95 |
| Erwins | Ricky | RB | USC | 1995 | 32 |
| Eshmont | Len | HB | Fordham | 1946–49 | 81 |
| Estes | Patrick | T | Virginia | 2005–07 | 78, 88 |
| Etcheverry | Sam | QB | Denver | 1963 | 14 |
| Etienne | LeRoy | LB | Nebraska | 1990 | 50 |
| Evans | Demetric | DT | Georgia | 2009–10 | 93 |
| Evans | Ray | G | Texas Western | 1949–50 | 38, 46 |
| Evansen | Paul | G | Oregon State | 1948 | 36 |

F

| | | | | | |
|-----------|----------|----|-------------------|-------------|--------|
| Fagan | Kevin | DE | Miami (Fla.) | 1987–93 | 75 |
| Fahnhorst | Jim | LB | Minnesota | 1984–90 | 55 |
| Fahnhorst | Keith | T | Minnesota | 1974–87 | 71, 89 |
| Fann | Chad | TE | Florida A&M | 1997–99 | 86 |
| Faryniarz | Brett | LB | San Diego State | 1993 | 57 |
| Faylor | John | S | Santa Clara | 1987 | 19, 47 |
| Feher | Nick | G | Georgia | 1951–54 | 37, 67 |
| Ferrari | Ron | LB | Illinois | 1982–86 | 54 |
| Ferrell | Bob | RB | UCLA | 1976–80 | 38 |
| Fields | Ronald | DT | Mississippi State | 2005–08 | 93, 95 |
| Fiore | Dave | T | Hofstra | 1996, 98–02 | 72, 74 |
| Fisk | Bill | E | USC | 1946–47 | 56 |
| Flagler | Terrence | RB | Clemson | 1987–89 | 32 |
| Flanigan | Jim | DT | Notre Dame | 2002 | 75 |

| Last | First | Position | College | Years | Jersey # |
|------------|---------|----------|-------------------|---------|----------|
| Fleck | P.J. | WR | Northern Illinois | 2004–05 | 10 |
| Flores | Mike | DE | Louisville | 1995 | 92 |
| Floyd | William | FB | Florida State | 1994–97 | 40 |
| Foreman | Jay | LB | Nebraska | 2006 | 51 |
| Forrest | Ed | C | Santa Clara | 1946–47 | 24, 34 |
| Foster | DeShaun | RB | UCLA | 2008 | 29 |
| Foster | Roy | G | USC | 1991–93 | 67 |
| Fountaine | Jamal | DE | Washington | 1995 | 52, 56 |
| Franceschi | Pete | HB | San Francisco | 1946 | 82 |
| Francis | Phil | RB | Stanford | 1979–80 | 48 |
| Francis | Russ | TE | Oregon | 1982–87 | 81 |
| Frank | John | TE | Ohio State | 1984–88 | 86 |
| Franklin | Aubrayo | DT | Tennessee | 2007–10 | 92 |
| Franz | Tracy | G | San Jose State | 1987 | 63 |
| Freitas | Jesse | QB | Santa Clara | 1946 | 62 |
| Fuller | Jeff | S/LB | Texas A&M | 1984–89 | 49 |
| Fuller | John | DB | Lamar Tech | 1968–72 | 23, 30 |

G

| | | | | | |
|----------------|-----------------|-----------|--------------------------|---------------|----------------|
| Gagliano | Bob | QB | Utah State | 1986–87 | 11 |
| Gaiters | Bob | HB | New Mexico State | 1962–63 | 35 |
| Galiffa | Arnie | QB | Army | 1954 | 16 |
| Galigher | Ed | DT | UCLA | 1977–79 | 75 |
| Garcia | Jeff | QB | San Jose State | 1999–03 | 5 |
| Garlin | Don | HB | USC | 1949–50 | 88 |
| Garner | Charlie | RB | Tennessee | 1999–00 | 25 |
| Garnett | Scott | NT | Washington | 1985 | 92 |
| Garrett | Len | TE | New Mexico Highlands | 1975 | 82 |
| Gash | Thane | S | East Tennessee State | 1992 | 31 |
| Gavric | Momcilo | K | Belgrade | 1969 | 17 |
| Gehrke | Fred | HB | Utah | 1950 | 81 |
| Gervais | Rick | S | Stanford | 1981–83 | 24 |
| Gibson | Thaddeus | LB | Ohio State | 2010 | 59 |
| Gilbert | Lewis | TE | Florida | 1980 | 82 |
| Gilmore | Bryan | WR | Midwestern State | 2006–07 | 81, 84 |
| Ginn | Ted | WR | Ohio State | 2010–* | 19 |
| Givens | Reggie | LB | Penn State | 1998–99 | 59 |
| Gladney | Tony | WR | Nevada–Las Vegas | 1987 | 17, 86 |
| Glover | Clyde | DE | Fresno State | 1987 | 93 |
| Goad | Paul | FB | Abilene Christian | 1956 | 36 |
| Gogan | Kevin | G | Washington | 1997–98 | 66 |
| Goldson | Dashon | S | Washington | 2007–* | 38 |
| Gonsoulin | Austin | DB | Baylor | 1967 | 35 |
| Gonzaga | John | T | Mt. Diablo High (Calif.) | 1956–59 | 76 |
| Gooden | Tavares | LB | Miami | 2011–* | 56 |
| Goodspeed | Dan | T/G | Kent State | 2001 | 72 |
| Goodwin | Jonathan | C | Michigan | 2011–* | 59 |
| Gordon | Steve | C | California | 1998 | 59, 64 |
| Gore | Frank | RB | Miami (Fla.) | 2005–* | 21 |
| Goss | Antonio | LB | North Carolina | 1989, 91–95 | 98 |
| Gossett | Bruce | K | Richmond | 1970–74 | 30 |
| Gragg | Scott | T | Montana | 2000–04 | 78 |
| Grant | Alan | CB | Stanford | 1992 | 24, 26 |
| Grant | Larry | LB | Ohio State | 2011–* | 54 |
| Gray | Tim | DB | Texas A&M | 1979 | 30 |
| Grbac | Elvis | QB | Michigan | 1993–96 | 18 |
| Green | Jacob | DE | Texas A&M | 1992 | 76 |
| Green | Roderick | DE/LB | Central Missouri St. | 2006–08 | 54 |
| Greene | Kevin | LB | Auburn | 1997 | 91 |
| Greenlee | Fritz | LB | Arizona | 1969 | 59 |
| Greer | Terry | WR | Alabama State | 1987–89 | 29, 82, 83 |
| Gregory | Garland | G | Louisiana Tech | 1946–47 | 32 |
| Grgich | Visco | G | Santa Clara | 1946–52 | 34, 38, 47, 64 |
| Griffin | Don | CB | Middle Tennessee St. | 1986–93 | 29 |
| Gutierrez | Brock | C | Central Michigan | 2003–04 | 52 |

H

| | | | | | |
|--------|---------|----|---------------|----------------|--------|
| Hadley | Ron | LB | Washington | 1987–88 | 54 |
| Haley | Charles | LB | James Madison | 1986–91, 98–99 | 94, 95 |
| Hall | Dana | S | Washington | 1992–94 | 28 |
| Hall | Darryl | S | Washington | 1995 | 43 |
| Hall | Forrest | HB | San Francisco | 1948 | 88 |



| Last | First | Position | College | Years | Jersey # | Last | First | Position | College | Years | Jersey # |
|------------------------|---------------|-----------|------------------------|----------------|------------|----------------------|----------------|--------------|------------------------|----------------|-----------|
| Hall | Parker | HB | Mississippi | 1946 | 64, 84 | Holmes | Mike | DB | Texas Southern | 1974–75 | 20 |
| Hall | Rhett | DT | California | 1994 | 91 | Holmoe | Tom | S | Brigham Young | 1983–89 | 28, 46 |
| Hall | Travis | DE | BYU | 2005 | 92 | Holt | Pierce | DE | Angelo State | 1988–92 | 78, 98 |
| Hall | Windlan | DB | S. Arizona State | 1972–75 | 43 | Holzer | Tom | DE | Louisville | 1967 | 87 |
| Hamilton | Derrick | WR | Clemson | 2004–05 | 88 | Hopson | Tyrone | G | Eastern Kentucky | 1999–00 | 66 |
| Handley | Dick | C | Fresno State | 1947 | 26 | Horn | Bob | LB | Oregon State | 1982–83 | 55 |
| Hanks | Merton | CB | Iowa | 1991–98 | 36 | Horne | Dick | E | Oregon | 1947 | 51 |
| Hannon | Chris | WR | Tennessee | 2008 | 15 | Hoskins | Bob | DT | Wichita State | 1970–75 | 56 |
| Hanshaw | Tim | G | BYU | 1995–98 | 77 | Howard | Eddie | P | Idaho | 1998 | 2 |
| Hanson | Joselio | DB | Texas Tech | 2004–05 | 27 | Howell | Clarence | E | Texas A&M | 1948 | 56 |
| Hantla | Bob | G | Kansas | 1954–55 | 69 | Hudson | Marcus | S | North Carolina St. | 2006–09 | 23 |
| Haralson | Parys | LB | Tennessee | 2006–* | 98 | Huff | Gary | QB | Florida State | 1980 | 19 |
| Hardman | Cedrick | DE | North Texas State | 1970–79 | 86 | Huff | Marty | LB | Michigan | 1972 | 54 |
| Hardy | Adrian | CB | Northwestern State | 1993–94 | 45 | Hughes | Ernie | G | Notre Dame | 1978, '80 | 65, 66 |
| Hardy | Andre | FB | St. Mary's | 1987 | 47 | Hull | Tom | LB | Penn State | 1974 | 54 |
| Hardy | Carroll | HB | Colorado | 1955 | 27 | Hunt | Charlie | LB | Florida State | 1973 | 61 |
| Hardy | Edgar | G | Jackson State | 1973 | 63 | Hunter | Kendall | RB | Oklahoma State | 2011–* | 32 |
| Hardy | Kevin | DT | Notre Dame | 1968 | 68, 86 | | | | | | |
| Harkey | Lem | HB | Emporia State | 1955 | 32 | | | | | | |
| Harmon | Derrick | RB/KR | Cornell | 1984–86 | 24 | | | | | | |
| Harper | Willie | LB | Nebraska | 1973–83 | 59 | Ifeanyi | Israel | DE/LB | USC | 1996 | 59, 95 |
| Harris | Joe | LB | Georgia Tech | 1978 | 50 | Isenbarger | John | RB | Indiana | 1970–73 | 17 |
| Harris | Kwame | T | Stanford | 2003–07 | 77 | Isom | Jasen | FB | Western Illinois | 2003–04 | 41 |
| Harris | Mark | WR | Stanford | 1996–99 | 19, 88 | Israel | Steve | CB | Pittsburgh | 1995–96 | 31 |
| Harris | Marques | LB | Southern Utah | 2009 | 54 | Iupati | Mike | T | Idaho | 2010–* | 77 |
| Harris | Tim | LB | Memphis State | 1991–92, 94–95 | 92, 99 | | | | | | |
| Harris | Tony | WR | Toledo | 1971 | 20 | | | | | | |
| Harris | Walt | CB | Mississippi State | 2006–09 | 27 | | | | | | |
| Harrison | Bob | LB | Oklahoma | 1959–61, 65–67 | 54 | Jackson | Darrell | WR | Florida | 2007 | 82 |
| Harrison | Dennis | DE | Vanderbilt | 1986 | 96 | Jackson | Jim | HB | Western Illinois | 1966–67 | 38 |
| Harrison | Kenny | WR | Southern Methodist | 1976–78 | 83 | Jackson | Johnnie | S | Houston | 1989–92 | 40 |
| Harrison | Martin | LB | Washington | 1990–93 | 56, 57 | Jackson | Randy | RB | Wichita State | 1973 | 33 |
| Hart | Jeff | T | Oregon State | 1975 | 68 | Jackson | Rickey | DE/LB | Pittsburgh | 1994–95 | 57 |
| Hart | Tommy | DE | Morris Brown | 1968–77 | 53 | Jackson | Terry | RB | Florida | 1999–05 | 22 |
| Harty | John | DT | Iowa | 1981–83, 85–86 | 75 | Jackson | Wilbur | RB | Alabama | 1974–79 | 40 |
| Hastings | Joe | WR | Washburn | 2011–* | 13 | Jacobs | Taylor | WR | Florida | 2006–07 | 88 |
| Hauck | Tim | S | Montana | 2002 | 45 | James | William | CB | Western Illinois | 2010 | 31 |
| Hawthorne | Duane | CB | Northern Illinois | 2002 | 43 | Jean Francois | Ricky | DT | LSU | 2009–* | 95 |
| Hayes | Bob | WR | Florida A&M | 1975 | 22 | Jennings | Brian | LS/TE | Arizona State | 2000–* | 86 |
| Hays | Harold | LB | Southern Mississippi | 1968–69 | 54 | Jennings | Jonas | T | Georgia | 2005–08 | 75 |
| Hazeltine | Matt | LB | California | 1955–68 | 55 | Jennings | Rick | WR | Maryland | 1977 | 33 |
| Heard | Ronnie | S | Mississippi | 2000–04 | 38 | Jervy | Travis | RB | Citadel | 1999–00 | 32 |
| Hearst | Garrison | RB | Georgia | 1997–03 | 20 | Jessup | Bill | E | USC | 1951–52, 54–58 | 55, 85 |
| Heitmann | Eric | C/G | Stanford | 2002–10 | 66 | Joelson | Greg | DE | Arizona State | 1991 | 93 |
| Heller | Ron | TE | Oregon State | 1987–88 | 89 | Johnson | Bill | C | Tyler J.C. | 1948–56 | 23, 53 |
| Helton | Barry | P | Colorado | 1988–90 | 9 | Johnson | Bryant | WR | Penn State | 2008 | 82 |
| Henderson | Keith | FB | Georgia | 1989–92 | 30 | Johnson | Charles | DB | Grambling | 1979–80 | 44 |
| Henderson | Thomas | LB | Langston | 1980 | 50 | Johnson | Charlie | DT | Louisville | 1966–67 | 72 |
| Hendrickson | Steve | LB | California | 1989 | 56 | Johnson | Dennis | DE | Kentucky | 2004 | 71 |
| Henke | Ed | E | USC | 1951–52, 56–60 | 47, 75, 89 | Johnson | Derrick | CB | Washington | 2005 | 23 |
| Henley | Thomas | WR | Stanford | 1987 | 84 | Johnson | Eric | TE | Yale | 2001–06 | 82 |
| Herchman | Bill | T | Texas Tech | 1956–59 | 72 | Johnson | Eric | S | Washington State | 1979 | 24 |
| Hetherington | Chris | FB | Yale | 2005–06 | 41, 44 | Johnson | Garrett | DT | Illinois | 2002 | 90 |
| Hettema | Dave | T | New Mexico | 1967 | 62, 65 | Johnson | Gary | DT | Grambling | 1984–85 | 97 |
| Hicks | Dwight | S | Michigan | 1979–85 | 22 | Johnson | James | LB | San Diego State | 1987 | 56 |
| Hicks | Maurice | RB | North Carolina A&T | 2004–07 | 43 | Johnson | John | LB | Clemson | 1991–93 | 55 |
| Hill | Jason | WR | Washington State | 2007–10 | 89 | Johnson | John Henry | HB | Arizona State | 1954–56 | 35 |
| Hill | John | C | Lehigh | 1985 | 52 | Johnson | Jimmy | HB/DB | UCLA | 1961–76 | 37 |
| Hill | Shaun | QB | Maryland | 2006–09 | 13 | Johnson | Kermit | RB | UCLA | 1975–76 | 47 |
| Hilton | Scott | LB | Salem College | 1979–80 | 55 | Johnson | Leo | WR | Tennessee State | 1969–70 | 81 |
| Hindman | Stan | DE | Mississippi | 1966–71, 73–74 | 74, 80 | Johnson | Rudy | HB | Nebraska | 1964–65 | 32 |
| Hoage | Terry | S | Georgia | 1993 | 41 | Johnson | Sammy | RB | North Carolina | 1974–76 | 48 |
| Hobbs | Dick | G | Georgia | 1949–50 | 37 | Johnson | Walter | DE | Tuskegee | 1967 | 58 |
| Hobgood–Chittick, Nate | | DT | North Carolina | 2000 | 76 | Jones | Arrington | FB | Winston–Salem | 1981 | 40 |
| Hofer | Paul | RB | Mississippi | 1976–81 | 36, 41 | Jones | Brandon | WR | Oklahoma | 2009 | 81 |
| Hoffman | Gary | T | Santa Clara | 1987 | 78 | Jones | Brent | TE | Santa Clara | 1987–97 | 84, 88 |
| Hogan | Mike | FB | Tenn.–Chattanooga | 1979 | 45 | Jones | Colin | S | Texas Christian | 2011–* | 43 |
| Hogland | Doug | G | Oregon State | 1953–55 | 64 | Jones | Larry | WR | N.E. Missouri State | 1978 | 21, 87 |
| Holcomb | Curtis | CB | Florida A&M | 2011–* | 41 | Jones | TE | Alabama | 2005 | 49 | |
| Holladay | Bob | HB | Tulsa | 1956–57 | 27, 40 | Jordan | Darin | LB | Northeastern | 1991–94 | 90 |
| Hollas | Hugo | DB | Rice | 1974 | 47 | Jordan | James | WR | Louisiana Tech | 2002–05 | 18, 46 |
| Holloway | Menson | DE | UTEP | 2001 | 71, 99 | Jorden | Tim | TE | Indiana | 1995 | 48 |
| Holman | Rashad | CB | Louisville | 2001–03 | 26 | Joseph | Alex | LB | Temple | 2010 | 58 |
| | | | | | | Judie | Ed | LB | Northern Arizona | 1982–83 | 50 |
| | | | | | | Jury | Bob | S | Pittsburgh | 1978 | 26 |



| Last | First | Position | College | Years | Jersey # | Last | First | Position | College | Years | Jersey # |
|-------------------|---------------|-----------|--------------------------|----------------|-----------|------------|---------|----------|------------------------|-------------|----------|
| K | | | | | | Legette | Tyrone | CB | Nebraska | 1998 | 45 |
| Kaepernick | Colin | QB | Nevada | 2011–* | 7 | Legree | Lance | DT | Notre Dame | 2006 | 92 |
| Kammerer | Carlton | LB | Pacific | 1961–62 | 66 | Lelie | Ashley | WR | Hawaii | 2007 | 18 |
| Katnik | Norm | C | USC | 2005 | 63 | Leonard | Anthony | DB | Virginia Union | 1976–78 | 42 |
| Keasey | Zak | FB | Princeton | 2007–08 | 45 | Leonard | Jim | C | Santa Clara | 1985 | 63 |
| Keeble | Jerry | LB | Minnesota | 1987 | 98 | Leopold | Bobby | LB | Notre Dame | 1980–83 | 45, 52 |
| Keever | Carl | LB | Boise State | 1987 | 41 | Leverette | Otis | DE | Ala.–Birmingham | 2004 | 93 |
| Keith | John | S | Furman | 2000–03 | 28 | Levy | Chuck | RB | Arizona | 1997–98 | 32 |
| Kelcher | Louie | NT | Southern Methodist | 1984 | 94 | Lewis | Eddie | DB | Kansas | 1976–79 | 22 |
| Kelly | Gorden | LB | Georgia | 1960–61 | 83 | Lewis | Gary | FB | Arizona State | 1964–69 | 22 |
| Kelly | Todd | DE | Tennessee | 1993–94 | 58 | Lewis | Jonas | RB | San Diego State | 2000–01 | 43 |
| Kelm | Larry | LB | Texas A&M | 1993 | 52 | Lewis | Keith | S | Oregon | 2004–08 | 28 |
| Kemp | Jeff | QB | Dartmouth | 1986 | 9 | Lewis | Kevin | DB | Northwestern Louisiana | 1990–92 | 45 |
| Keneley | Matt | DT | USC | 1999 | 75 | Lewis | Michael | SS | Colorado | 2007–10 | 32 |
| Kennedy | Allan | T | Washington State | 1981–84 | 66 | Lewis | Michael | WR | Grace King (La.) High | 2007 | 84 |
| Kennedy | Sam | LB | San Jose State | 1988 | 57 | Lewis | Ron | WR | Florida State | 1990–92 | 83 |
| Kenny | Charles | G | San Francisco | 1947 | 38 | Lilly | Kevin | NT | Tulsa | 1988–89 | 92 |
| Kilgore | Daniel | G | Appalachian State | 2011–* | 67 | Lillywhite | Verl | HB | USC | 1948–51 | 71, 81 |
| Kilgore | Jon | P | Auburn | 1969 | 15 | Lincoln | Alex | LB | Auburn | 2001–02 | 57 |
| Killens | Terry | LB | Penn State | 2001, 2002 | 52, 56 | Lind | Mike | FB | Notre Dame | 1963–64 | 38 |
| Killings | Cedric | DT | Carson Newman | 2000 | 71 | Lindstrom | Chris | DT | Boston College | 1983 | 78 |
| Kilmer | Billy | OB | UCLA | 1961–62, 64–66 | 17 | Lisbon | Don | HB | Bowling Green | 1963–64 | 42 |
| Kimbrough | Elbert | HB | Northwestern | 1962–66 | 45 | Liter | Greg | DE | Iowa State | 1987 | 77 |
| Kirby | Terry | RB | Virginia | 1996–98 | 41 | Livingston | Howie | HB | Fullerton J.C. | 1950 | 24, 94 |
| Kirk | Randy | LB | San Diego State | 1996–99 | 57, 58 | Lloyd | Brandon | WR | Illinois | 2003–05 | 85 |
| Kirschke | Travis | DT | UCLA | 2003 | 90 | Lockett | J.W. | RB | Central (Okla.) State | 1961 | 35 |
| Kirtman | David | FB | USC | 2008 | 35 | Logan | Marc | RB | Kentucky | 1992–94 | 43 |
| Knafelc | Gary | E | Colorado | 1963 | 84 | Long | Tim | C | Memphis State | 1987 | 68 |
| Knutson | Steve | G/T | USC | 1978 | 60 | Looney | Jim | LB | Purdue | 1981 | 50 |
| Kolodziej | Ross | DT | Wisconsin | 2002–03 | 92 | Lopasky | Bill | G | West Virginia | 1961 | 57 |
| Kopay | Dave | HB | Washington | 1964–67 | 43 | Lott | Ronnie | CB | USC | 1981–90 | 42 |
| Korff | Mark | LB | Florida | 1987 | 90 | Loville | Derek | RB | Oregon | 1994–96 | 20 |
| Kosier | Kyle | T | Arizona State | 2002–04 | 69, 72 | Loyd | Alex | E | Oklahoma State | 1950 | 59 |
| Kovach | Jim | LB | Kentucky | 1985 | 57 | Luna | Bob | HB | Alabama | 1955 | 49 |
| Kraemer | Eldred | G | Pittsburgh | 1955 | 65 | Lyles | Lenny | HB | Louisville | 1959–60 | 26 |
| Krahl | Jim | DT | Texas Tech | 1980 | 90 | Lynch | Ben | C | California | 1999–02 | 60 |
| Kramer | Kent | TE | Minnesota | 1966 | 89 | Lynn | Anthony | RB | Texas Tech | 1995–96 | 29 |
| Kristick | Keaton | LB | Oregon State | 2010 | 57 | M | | | | | |
| Krueger | Charles | DT | Texas A&M | 1959–73 | 70 | MacAfee | Ken | TE | Notre Dame | 1978–79 | 81 |
| Krueger | Rolf | DE | Texas A&M | 1972–74 | 78 | Macauley | John | OL | Stanford | 1984 | 67 |
| Kugler | Pete | DT | Penn State | 1981–83, 86–90 | 67, 77 | Mackey | Dee | TE | East Texas State | 1960 | 87 |
| Kuykendall | Fulton | LB | UCLA | 1985 | 59 | Maderos | George | HB | Chico State | 1955–56 | 40 |
| Kuzman | John | T | Fordham | 1946 | 46 | Magac | Mike | G | Missouri | 1960–64 | 62 |
| Kwalick | Ted | TE | Penn State | 1969–74 | 82 | Maloney | Norm | E | Purdue | 1948–49 | 59 |
| Kyle | Jason | LB | Arizona State | 2000 | 57 | Manley | Joe | LB | Mississippi State | 1953 | 54 |
| Kyles | Troy | WR | Howard | 1992 | 85 | Mann | Charles | DE | Nevada | 1994 | 71 |
| L | | | | | | Manuel | Sean | TE | New Mexico State | 1996 | 86 |
| LaBounty | Matt | DE | Oregon | 1992–93 | 93 | Maragos | Chris | S | Wisconsin | 2010 | 40 |
| LaBoy | Travis | LB | Hawaii | 2010 | 54 | Margerum | Ken | WR | Stanford | 1986–87 | 84 |
| LaFleur | Bill | P | Nebraska | 2002–03 | 4 | Marshall | Rasheed | WR | Pittsburgh | 2005 | 89 |
| Lakes | Roland | DT | Wichita State | 1961–70 | 60 | Martin | Bob | LB | Nebraska | 1979 | 54 |
| Land | Fred | T | LSU | 1948 | 45 | Martin | Derrick | LB | San Jose State | 1987 | 31 |
| Land | Mel | DE | Michigan State | 1980 | 60 | Martin | Jamie | QB | Weber State | 2008 | 10 |
| Landry | Michael | DE | Southern | 2003 | 93 | Martin | Saladin | DB | San Diego State | 1981 | 29 |
| Langham | Antonio | CB | Alabama | 1998 | 43 | Masini | Leonard | FB | Fresno State | 1947–48 | 74 |
| LaRose | Dan | DE | Missouri | 1965 | 87 | Mason | Lindsey | T | Kansas | 1982 | 78 |
| Larson | Bill | TE | Colorado State | 1975 | 85 | Matheson | Riley | G–LB | Texas Western | 1948 | 37 |
| Lash | Jim | WR | Northwestern | 1976–77 | 87 | Mathews | Ned | HB | UCLA | 1946–47 | 73, 83 |
| Latimer | Al | CB | Clemson | 1980 | 29 | Matthews | Al | S/CB | Texas A&I | 1977 | 47 |
| Laughlin | Bud | FB | Kansas | 1955 | 36 | Matthews | Clay | E | Georgia Tech | 1950, 53–55 | 46, 83 |
| Lawrence | Amos | RB | North Carolina | 1981–82 | 20 | Matuszak | Marv | LB | Tulsa | 1957–58 | 54 |
| Lawson | Manny | LB | North Carolina St. | 2006–10 | 99 | Maurer | Andy | G | Oregon | 1976 | 61 |
| Lawson | Steve | G | Kansas | 1976 | 61, 65 | Maxie | Brett | S | Texas Southern | 1997 | 25 |
| LeCount | Terry | WR | Florida | 1978 | 80 | Maxwell | Jim | LB | Gardner–Webb | 2005 | 57 |
| Ledford | Dwayne | T | East Carolina | 1999, 2003–04 | 67, 76 | Maxwell | Marcus | WR | Oregon | 2005 | 19 |
| Ledyard | Hal | QB | Tenn.–Chattanooga | 1953 | 12 | Mays | Taylor | S | USC | 2010 | 23 |
| Lee | Amp | RB | Florida State | 1992–93 | 22 | McAddley | Jason | WR | Alabama | 2005 | 15 |
| Lee | Andy | P | Pittsburgh | 2004–* | 4 | McAlister | Ken | LB/S | San Francisco | 1983 | 48 |
| Lee | Dwight | RB | Michigan State | 1968 | 49 | McCaffrey | Ed | WR | Stanford | 1994 | 81 |
| Lee | Kevin | WR | Alabama | 1996 | 17 | McCann | Jim | P | Arizona State | 1971–72 | 15 |
| Lee | Mark | CB | Washington | 1991 | 27 | McCormick | Milt | LB | Stanford | 1981–87 | 53 |
| | | | | | | McCormick | Dave | T | LSU | 1966 | 73 |



| Last | First | Position | College | Years | Jersey # |
|-----------------|--------------|-----------|------------------------|---------------|------------|
| McCormick | Tom | HB | Pacific | 1956 | 43 |
| McCormick | Walt | C | USC | 1948 | 38 |
| McCoy | LeRon | WR | Indiana (Pa.) | 2007 | 19 |
| McCoy | Mike | QB | Utah | 1997 | 10 |
| McCray | Willie | DE | Troy State | 1978 | 76 |
| McCullough | George | CB | Baylor | 2001 | 24 |
| McDonald | Ramos | CB | New Mexico | 1999 | 35 |
| McDonald | Ray | DE | Florida | 2007–* | 91 |
| McDonald | Tim | S | USC | 1993–99 | 46 |
| McElhenny | Hugh | HB | Washington | 1952–60 | 39 |
| McFarland | Kay | HB | Colorado State | 1962–66, '68 | 26 |
| McGee | Willie | WR | Alcorn A&M | 1976–77 | 81 |
| McGill | Ralph | CB | Tulsa | 1972–77 | 49 |
| McGrew | Reggie | DT | Florida | 1999–01 | 92 |
| McGruder | Michael | CB | Kent | 1992–93 | 26 |
| McHan | Lamar | QB | Arkansas | 1963 | 15, 17 |
| McIlhenny | Don | HB | Southern Methodist | 1961 | 35 |
| McIntyre | Guy | G | Georgia | 1984–93 | 62 |
| McIntyre | Jeff | LB | Arizona State | 1979 | 52 |
| McKenzie | Reggie | LB | Tennessee | 1992 | 50 |
| McKillop | Scott | LB | Pittsburgh | 2009–10 | 56 |
| McKoy | Billy | LB | Purdue | 1974 | 58 |
| McKyer | Tim | CB | Texas–Arlington | 1986–89 | 22 |
| McLemore | Dana | KR/CB | Hawaii | 1982–87 | 43 |
| McMillian | Mark | CB | Alabama | 1999 | 29 |
| McNeil | Clifton | E | Grambling | 1968–69 | 82 |
| McNown | Cade | QB | UCLA | 2002 | 9 |
| McQuarters | R.W. | CB | Oklahoma State | 1998–99 | 21 |
| Mellekas | John | C | Arizona | 1962 | 75 |
| Mellus | John | T | Villanova | 1946 | 45 |
| Melville | Dan | P | California | 1979 | 11 |
| Mertens | Jerry | HB | Drake | 1958–65 | 80 |
| Messer | Dale | HB | Fresno State | 1961–65 | 29 |
| Meyers | Bob | FB | Stanford | 1952 | 27 |
| Michalik | Art | G | St. Ambrose | 1953–54 | 62 |
| Middlebrooks | Willie | CB | Minnesota | 2005 | 25, 35 |
| Mike | Bob | T | UCLA | 1948–49 | 47 |
| Mike–Mayer | Steve | K | Maryland | 1975–76 | 10 |
| Mikolas | Doug | NT | Portland State | 1987–88 | 97 |
| Milem | John | DE | Lenoir–Rhyne | 2000–01 | 93, 99 |
| Miles | Searcy | DB | San Jose State | 1954–56 | 42 |
| Millen | Alec | T | Georgia | 1993 (P) | 76 |
| Millen | Matt | LB | Penn State | 1989–90 | 54 |
| Miller | Brit | FB | Illinois | 2009 | 47 |
| Miller | Bruce | FB | Central Florida | 2011–* | 49 |
| Miller | Clark | E | Utah State | 1962–68 | 74 |
| Miller | Hal | T | Georgia Tech | 1953 | 77 |
| Miller | Jim | P | Mississippi | 1980–82 | 3 |
| Miller | Johnny | G | Livingston | 1977–78 | 66 |
| Milstead | Rod | G | Delaware State | 1994–97 | 69 |
| Mira | George | QB | Miami (Fla.) | 1964–68 | 10 |
| Mirer | Rick | QB | Notre Dame | 2000–01 | 3 |
| Mitcham | Gene | HB | Arizona State | 1958 | 26 |
| Mitchell | Kevin | LB | Syracuse | 1994–97 | 55 |
| Mitchell | Dale | LB | USC | 1976 | 64 |
| Mitchell | Tom | TE | Bucknell | 1974–77 | 84 |
| Mixon | Bill | HB | Georgia | 1953–54 | 48 |
| Moegle | Dick | HB | Rice | 1955–59 | 47 |
| Mojsiejenko | Ralf | P | Michigan State | 1991 | 2 |
| Momsen | Bob | G | Ohio State | 1952 | 68 |
| Monachino | Jim | HB | California | 1951 | 49, 99 |
| Monds | Wonder | DB | Nebraska | 1978 | 25 |
| Monroe | Carl | RB/KR | Utah | 1983–87 | 32 |
| Montana | Joe | QB | Notre Dame | 1979–92 | 16 |
| Montgomery | Blanchard | LB | UCLA | 1983–84 | 38, 52, 60 |
| Montgomery | Monty | CB | Houston | 1999–00 | 24 |
| Moore | Brandon | LB | Oklahoma | 2002–07 | 56 |
| Moore | Dean | LB | Iowa | 1978 | 53 |
| Moore | Gene | RB | Occidental | 1969 | 43 |
| Moore | Jason | S | San Diego State | 2000, '02 | 33, 35 |
| Moore | Jay | LB | Nebraska | 2007–08 | 58 |
| Moore | Jeff | RB | Jackson State | 1982–83 | 25 |
| Moore | Manfred | RB | USC | 1974–75 | 45 |

| Last | First | Position | College | Years | Jersey # |
|---------------|---------------|-----------|------------------------|---------------|-----------|
| Moran | Sean | DE | Colorado | 2002–03 | 99 |
| Morgan | Joe | T | Southern Mississippi | 1949 | 48 |
| Morgan | Joshua | WR | Virginia Tech | 2008–* | 84 |
| Morgan | Melvin | DB | Mississippi Valley St. | 1979–80 | 46 |
| Moroski | Mike | QB | UC Davis | 1986 | 15 |
| Morrall | Earl | QB | Michigan State | 1956 | 11 |
| Morris | Dennit | LB | Oklahoma | 1958 | 57 |
| Morris | George | C | Georgia Tech | 1956 | 52 |
| Morrison | Dennis | QB | Kansas State | 1974 | 10 |
| Morton | Dave | LB | UCLA | 1979 | 50 |
| Morton | John | LB | Texas Christian | 1953 | 36 |
| Morton | Johnnie | WR | USC | 2005 | 84 |
| Morze | Frank | C | Boston College | 1957–61 | 53, 63 |
| Moten | Gary | LB | Southern Methodist | 1983 | 59, 63 |
| Mudd | Howard | G | Hillsdale | 1964–69 | 68 |
| Murphy | Rob | C/G | Ohio State | 2003–05 | 68 |
| Musgrave | Bill | QB | Oregon | 1991–94 | 14 |
| Myers | Chip | E | N.W. Oklahoma | 1967 | 46 |

N

| | | | | | |
|---------------|--------------|-----------|-----------------|------------------------|---------------|
| Navies | Hannibal | LB | Colorado | 2006–07 | 55 |
| Neal | Randy | LB | Virginia | 1998 | 52 |
| Nedney | Joe | K | San Jose State | 2005–10 | 6 |
| Nehemiah | Renaldo | WR | Maryland | 1982–84 | 83 |
| Nelson | Bob | LB | Nebraska | 1979 | 66 |
| Neville | Tom | G | Fresno State | 1991 | 69 |
| Newberry | Jeremy | C | California | 1998–06 | 62 |
| Newsome | Craig | CB | Arizona State | 1999 | 27 |
| Nicholas | Calvin | WR | Grambling | 1988 | 88 |
| Nichols | Mark | LB | Colorado State | 1978 | 58 |
| Nicholson | Jim | T | Michigan State | 1981 | 67 |
| Nix | Jack | E | USC | 1950 | 58 |
| Nixon | Tory | CB | San Diego State | 1985–88 | 20, 31 |
| Nomellini | Leo | T | Minnesota | 1950–63 | 42, 73 |
| Norberg | Hank | E | Stanford | 1946–47 | 55 |
| Nordquist | Mark | G | Pacific | 1976 | 68 |
| Norris | Moran | FB | Kansas | 2006–07, 2009–* | 40, 44 |
| Norton | Jim | T | Washington | 1965–66 | 75 |
| Norton | Ken Jr. | LB | UCLA | 1994–00 | 51 |
| Norton | Ray | HB | San Jose State | 1960–61 | 23 |
| Nunley | Frank | LB | Michigan | 1967–76 | 57 |

O

| | | | | | |
|------------|---------|-----|-------------------|----------------|--------|
| O'Donahue | Pat | E | Wisconsin | 1952 | 83 |
| O'Neal | Brian | RB | Penn State | 1995 | 26 |
| O'Sullivan | J.T. | QB | UC Davis | 2008 | 14 |
| Oates | Bart | C | Brigham Young | 1994–95 | 66 |
| Obradovich | Jim | TE | USC | 1976–77 | 89 |
| Odom | Ricky | DB | USC | 1978 | 42 |
| Okeafor | Chike | DE | Purdue | 1999–02 | 91 |
| Olerich | Dave | E | San Francisco | 1967–68, 72–73 | 84 |
| Oliver | Melvin | DE | LSU | 2006–07 | 96 |
| Olson | Drew | QB | UCLA | 2007 | 7 |
| Olssen | Lance | T | Purdue | 1968–69 | 73 |
| Orosz | Tom | P | Ohio State | 1983 | 3, 19 |
| Osborne | Clancy | LB | Arizona State | 1959–60 | 33 |
| Osika | Craig | G/C | Indiana | 2002 | 71 |
| Ostrowski | Phil | G | Penn State | 1998–00 | 69 |
| Owen | Tom | QB | Wichita State | 1974–75 | 14 |
| Owens | James | WR | UCLA | 1979–80 | 20, 89 |
| Owens | R.C. | HB | College of Idaho | 1957–61 | 27 |
| Owens | Terrell | WR | Tenn.–Chattanooga | 1996–03 | 81 |

P

| | | | | | |
|-----------|---------|----|-------------|---------|--------|
| Pace | Jim | HB | Michigan | 1958 | 43 |
| Palatella | Lou | G | Pittsburgh | 1955–58 | 68 |
| Palmer | Jesse | QB | Florida | 2005 | 2 |
| Paris | Bubba | T | Michigan | 1982–90 | 77 |
| Parker | Anthony | CB | Weber State | 1999–02 | 21, 86 |
| Parker | Don | G | Virginia | 1967 | 63 |
| Parks | Dave | E | Texas Tech | 1964–67 | 81 |



| Last | First | Position | College | Years | Jersey # |
|---------------|---------------|-----------|-------------------------|----------------|------------|
| Parks | Limbo | G | Arkansas | 1987 | 66, 72 |
| Parrish | James | T | Temple | 1993 | 77 |
| Parrish | Tony | S | Washington | 2002–06 | 33 |
| Parsons | Earle | HB | USC | 1946–47 | 84, 94 |
| Pashos | Tony | T | Illinois | 2009–* | 77 |
| Patera | Dennis | K | Brigham Young | 1968 | 14 |
| Patrick | Chris | T | Nebraska | 2009–10 | 61 |
| Patterson | Reno | DE | Bethune–Cookman | 1987 | 92 |
| Patton | Ricky | RB | Jackson State | 1980–82 | 32, 42 |
| Pavlich | Chuck | G | Muskegon High (MI) | 1946 | 37 |
| Paye | John | QB | Stanford | 1988 | 15 |
| Peelle | Justin | TE | Oregon | 2011–* | 81 |
| Peets | Brian | TE | Pacific | 1981 | 82 |
| Penchion | Bob | T | Alcorn A&M | 1974–75 | 66 |
| Peoples | Woody | G | Grambling | 1968–77 | 69 |
| Perry | Joe | FB | Compton J.C. | 1948–60, '63 | 34, 74 |
| Perry | Scott | S | Williams | 1980 | 32 |
| Person | Mike | G | Montana State | 2011–* | 78 |
| Peters | Scott | C/G | Arizona State | 2004 | 67 |
| Peterson | Anthony | LB | Notre Dame | 1994–95, 98–99 | 50, 53 |
| Peterson | Julian | LB | Michigan State | 2000–05 | 98 |
| Peterson | Todd | K | Georgia | 2003–04 | 2 |
| Phillips | Lawrence | RB | Nebraska | 1999 | 33 |
| Phillips | Mel | DB | North Carolina A&T | 1966–77 | 32 |
| Pickett | Cody | QB | Washington | 2004–05 | 3 |
| Pillers | Lawrence | DE | Alcorn A&M | 1980–84 | 65 |
| Pine | Ed | LB | Utah | 1962–64 | 54 |
| Pleasant | Anthony | DE | Tennessee State | 2000 | 94 |
| Plummer | Ahmed | CB | Ohio State | 2000–05 | 29 |
| Plummer | Bruce | CB | Mississippi State | 1990 | 28 |
| Plummer | Gary | LB | California | 1994–97 | 50 |
| Plunkett | Jim | QB | Stanford | 1976–77 | 14, 16 |
| Pochman | Owen | K | BYU | 2003 | 11 |
| Pollack | Frank | T/G | Northern Arizona | 1990–91, 94–97 | 72, 75 |
| Pollard | Darryl | CB | Weber State | 1987–91 | 26, 36 |
| Poole | Bob | E | Clemson | 1964–65 | 82 |
| Pope | Marquez | CB | Fresno State | 1995–98 | 23 |
| Popson | Ted | TE | Portland State | 1994–96 | 85 |
| Posey | Jeff | DE | Southern Mississippi | 1998–00 | 96 |
| Powell | Charles | E | San Diego High (Calif.) | 1952–53, 55–57 | 87 |
| Powers | Jim | HB | USC | 1950–53 | 15, 62 |
| Preston | Roell | KR | Mississippi | 1999 | 15 |
| Price | Daryl | DE | Colorado | 1996–97 | 71, 91, 96 |
| Prioleau | Pierson | DB | Virginia Tech | 1999–00 | 23 |
| Prokop | Joe | P | Cal Poly Pomona | 1991 | 4 |
| Puddy | Harold | T | Oregon | 1948 | 46 |
| Puki | Craig | LB | Tennessee | 1980–81 | 54 |
| Putzier | Rollin | NT | Oregon | 1989 | 64, 76 |

Q

| | | | | | |
|---------|-------|---|------------|---------|----|
| Quillan | Fred | C | Oregon | 1978–87 | 56 |
| Quilter | Chuck | T | Tyler J.C. | 1949 | 45 |

R

| | | | | | |
|---------------|--------------|----------|-------------------|---------------|-----------|
| Rachal | Chilo | G | USC | 2008–* | 62 |
| Raines | Mike | DT | Alabama | 1974 | 63 |
| Ramson | Eason | TE | Washington State | 1979–83 | 80 |
| Randle | Sonny | E | Virginia | 1967 | 83 |
| Randolph | Alvin | DB | Iowa | 1966–70, '74 | 27 |
| Rasheed | Saleem | LB | Alabama | 2002–05 | 51 |
| Rasley | Rocky | G | Oregon State | 1976 | 63 |
| Rathman | Tom | FB | Nebraska | 1986–93 | 44 |
| Rattay | Tim | QB | Louisiana Tech | 2000–05 | 13 |
| Ray | Ricky | QB | Sacramento State | 2001 | 18 |
| Reach | Kevin | G | Utah | 1987 | 65 |
| Reed | Jeff | K | North Carolina | 2010 | 3 |
| Reed | Joe | QB | Mississippi State | 1972–74 | 13, 19 |
| Reed | Rayshun | CB | Troy State | 2004–05 | 31 |
| Reese | Albert | DT | Grambling | 1997–98 | 71 |
| Reese | Archie | DE | Clemson | 1978–81 | 78 |
| Reid | Bill | C | Stanford | 1975 | 54 |
| Remington | Bill | C | Washington State | 1946 | 23 |

| Last | First | Position | College | Years | Jersey # |
|---------------|---------------|-----------|------------------------|---------------------|------------|
| Renfro | Dick | FB | Washington State | 1946 | 73 |
| Reynolds | Jack | LB | Tennessee | 1981–84 | 64 |
| Rhodes | Bruce | DB | San Francisco State | 1976 | 23 |
| Rhodes | Ray | CB | Tulsa | 1980 | 26 |
| Rice | Jerry | WR | Mississippi Valley St. | 1985–00 | 80 |
| Richard | Kris | S | USC | 2005 | 35 |
| Richardson | Mike | CB | Arizona State | 1989 | 27 |
| Richey | Wade | K | LSU | 1998–00 | 7 |
| Richie | David | DT | Washington | 1998–99 | 93, 94 |
| Ridgle | Elston | DE | Nevada–Reno | 1987 | 96 |
| Ridlon | Jim | HB | Syracuse | 1957–62 | 42 |
| Riley | Preston | WR | Memphis State | 1970–72 | 85 |
| Ring | Bill | RB | Brigham Young | 1981–86 | 30 |
| Rivera | Steve | WR | California | 1976–77 | 80 |
| Roberson | Vern | DB | Grambling | 1978 | 49 |
| Roberts | C.R. | FB | USC | 1959–62 | 28, 32 |
| Roberts | Larry | DE | Alabama | 1986–93 | 91 |
| Robertson | Jamal | RB | Ohio Northern | 2002–04 | 25 |
| Robinson | Jimmy | WR | Georgia Tech | 1980 | 85 |
| Robinson | Michael | RB | Penn State | 2006–09 | 24 |
| Robnett | Ed | HB | Texas Tech | 1947 | 71 |
| Roby | Reggie | P | Iowa | 1998 | 4 |
| Rock | Walter | T | Maryland | 1963–67 | 67 |
| Rodgers | Del | RB | Utah | 1987–88 | 25, 35, 46 |
| Rogers | Carlos | CB | Augurn | 2011–* | 22 |
| Rogers | Doug | DE | Stanford | 1986 | 65 |
| Rohde | Len | T | Utah State | 1960–74 | 76 |
| Roman | Mark | S | LSU | 2006–* | 26 |
| Romanowski | Bill | LB | Boston College | 1988–93 | 53 |
| Roskie | Ken | FB | South Carolina | 1946 | 74 |
| Rossum | Allen | KR/PR | Notre Dame | 2008–09 | 20 |
| Rubke | Karl | C | USC | 1957–60, 62–63, '65 | 52 |
| Rubio | Angel | DT | Southeast Missouri St. | 1998 | 91 |
| Rucka | Leo | C | Rice | 1956 | 50 |
| Rudolph | Joe | G | Wisconsin | 1997 | 60 |
| Ruhman | Chris | T | Texas A&M | 1998 | 71 |
| Rumph | Mike | CB | Miami (Fla.) | 2002–05 | 24 |
| Runager | Max | P | South Carolina | 1984–88 | 4 |
| Ruskusky | Roy | E | St. Mary's | 1946 | 52 |
| Russell | Damien | S | Virginia Tech | 1993 | 38 |
| Ryan | Sean | TE | Boston College | 2008 | 81 |

S

| | | | | | |
|-------------|---------|-----|--------------------|-------------|--------|
| Sabuco | Tino | C | San Francisco | 1949 | 24 |
| Sagely | Floyd | E | Arkansas | 1954–56 | 89 |
| Salata | Paul | E | USC | 1949–50 | 55 |
| Salmon | Mike | DB | USC | 1996 | 30 |
| Sanders | Deion | DB | Florida State | 1994 | 21 |
| Sandifer | Bill | DT | UCLA | 1974–76 | 60 |
| Sandifer | Dan | HB | LSU | 1950 | 81 |
| Santos | Todd | QB | San Diego State | 1988 | 7 |
| Sapolu | Jesse | C/G | Hawaii | 1983–97 | 61 |
| Sardisco | Tony | G | Tulane | 1956 | 65 |
| Satterfield | Alf | T | Vanderbilt | 1947 | 48 |
| Saunders | John | DB | Toledo | 1974–75 | 33 |
| Saylor | Jace | DE | Michigan State | 2003 | 77 |
| Schabaram | Pete | HB | California | 1951, 53–54 | 44, 88 |
| Schiechl | John | C | Santa Clara | 1947 | 24 |
| Schlecht | John | DT | Minnesota | 2001–02 | 93 |
| Schmidt | Henry | T | USC–Trinity (Tex.) | 1959–60 | 74 |
| Schmitt | Ricky | K | Shepherd | 2009 | 2 |
| Schreiber | Larry | RB | Tennessee Tech | 1971–75 | 35 |
| Schulters | Lance | S | Hofstra | 1998–01 | 30 |
| Schwantz | Jim | LB | Purdue | 1997 | 52 |
| Scoggins | Eric | LB | USC | 1982 | 63 |
| Scotti | Ben | HB | Maryland | 1964 | 28, 48 |
| Scrafford | Kirk | OL | Montana | 1995–98 | 76 |
| Seabron | Thomas | LB | Michigan | 1979–80 | 53 |
| Seal | Paul | TE | Michigan | 1977–79 | 85 |
| Seigler | Richard | LB | Oregon State | 2004–05 | 54 |
| Serwanga | Wasswa | CB | UCLA | 1999 | 43 |
| Setzer | Bobby | DE | Boise State | 2001–02 | 90 |
| Sharkey | Ed | G | Duke/Nevada–Reno | 1955–56 | 63 |



| Last | First | Position | College | Years | Jersey # |
|-----------------|-----------------|------------|-------------------------|---------------|-----------|
| Shaw | Charles | G | Oklahoma State | 1950 | 31 |
| Shaw | Josh | DT | Michigan State | 2002 | 93 |
| Shell | Todd | LB | Brigham Young | 1984–87 | 90 |
| Shelley | Jo Nathan | CB | Mississippi | 1987 | 30 |
| Sheriff | Stan | LB | Cal Poly–SLO | 1956–57 | 50 |
| Sherrard | Mike | WR | UCLA | 1989–92 | 88 |
| Shields | Billy | T | Georgia Tech | 1984 | 67 |
| Shoener | Hal | E | Iowa | 1948–50 | 52 |
| Shumann | Mike | WR | Florida State | 1978–79, '81 | 84 |
| Shumon | Ron | LB | Wichita State | 1979 | 50 |
| Sieminski | Charlie | T | Penn State | 1963–65 | 65 |
| Siglar | Ricky | G/T | San Jose State | 1990 | 63 |
| Silas | Sam | DE | Southern Illinois | 1969–70 | 78 |
| Simonton | Ken | RB | Oklahoma State | 2004 | 30 |
| Simpson | Mike | DB | Houston | 1970–73 | 38 |
| Simpson | O.J. | RB | USC | 1978–79 | 32 |
| Sims | Barry | T | Utah | 2008–10 | 65 |
| Singleton | Nate | WR | Grambling | 1993–96 | 88 |
| Singleton | Ron | T | Grambling | 1977–80 | 67 |
| Sitko | Emil | HB | Notre Dame | 1950 | 82 |
| Skaugstad | Daryle | DT | California | 1983 | 78 |
| Slaughter | T.J. | LB | Southern Mississippi | 2006 | 52 |
| Smerlas | Fred | NT | Boston College | 1990 | 76 |
| Smiley | Justin | G | Alabama | 2004–07 | 65 |
| Smith | Aldon | LB | Missouri | 2011–* | 99 |
| Smith | Alex | QB | Utah | 2005–* | 11 |
| Smith | Artie | DL | Louisiana Tech | 1993–94 | 95 |
| Smith | Charles | E | Abilene Christian | 1956 | 80 |
| Smith | Corey | DE | North Carolina State | 2004–05 | 58, 71 |
| Smith | Derek | LB | Arizona State | 2001–07 | 50 |
| Smith | Ernie | HB | Compton J.C. | 1955–56 | 42 |
| Smith | Frankie | CB | Baylor | 1996–97 | 27, 29 |
| Smith | George | C | California | 1947 | 23, 25 |
| Smith | Irv | TE | Notre Dame | 1998 | 82 |
| Smith | J.D. | HB | North Carolina A&T | 1956–64 | 24 |
| Smith | Jerry | G | Wisconsin | 1952–53 | 69 |
| Smith | Justin | DT | Missouri | 2008–* | 94 |
| Smith | Keith | CB | McNeese State | 2009 | 20 |
| Smith | Noland | RB | Tennessee State | 1969 | 1 |
| Smith | Paul | RB | UTEP | 2000–02 | 27 |
| Smith | Reggie | CB | Oklahoma | 2008–* | 31 |
| Smith | Steve | E | Michigan | 1966–67 | 86 |
| Smith | Trent | TE | Oklahoma | 2005 | 48 |
| Smith | Troy | QB | Ohio State | 2010 | 1 |
| Snead | Norman | QB | Wake Forest | 1974–75 | 16 |
| Sniadecki | Jim | LB | Indiana | 1969–73 | 58 |
| Snyder | Adam | T/G | Oregon | 2005–* | 68 |
| Solomon | Freddie | WR | Tampa | 1978–85 | 88 |
| Soltau | Gordy | E | Minnesota | 1950–58 | 51, 82 |
| Sopoaga | Isaac | DT | Hawaii | 2004–* | 90 |
| Sparks | Dave | G | South Carolina | 1951 | 39, 68 |
| Spence | Julian | HB | Sam Houston | 1957 | 40 |
| Spencer | Shawntae | CB | Pittsburgh | 2004–* | 36 |
| Spikes | Takeo | LB | Auburn | 2008–10 | 51 |
| Spillman | C.J. | S | Baylor | 2010–* | 27 |
| Spurlock | Micheal | WR | Mississippi | 2009 | 18 |
| Spurrier | Steve | QB | Florida | 1967–75 | 11 |
| St. Clair | Bob | T | San Francisco–Tulsa | 1953–64 | 69 |
| Staley | Joe | T | Central Michigan | 2007–* | 74 |
| Standifer | Bob | NT | Tenn.–Chattanooga | 1987 | 79 |
| Standlee | Norm | FB | Stanford | 1946–52 | 32, 72 |
| Stanley | Chad | P | Stephen F. Austin | 1999–00 | 4 |
| Stanley | Matt | FB | UCLA | 2004 | 44 |
| Steitz | Nick | G | Oregon | 2006 | 74 |
| Stenstrom | Steve | QB | Stanford | 1999 | 18 |
| Stephenson | Milford | G/T | Kansas State | 2001–02 | 64 |
| Step toe | Jack | WR | Utah | 1978 | 87 |
| Stevens | Mark | QB | Utah | 1987 | 7 |
| Stewart | Daleroy | DT | Southern Mississippi | 2004 | 64 |
| Stewart | Quincy | LB | Louisiana Tech | 2001–02 | 54 |
| Stickles | Monty | E | Notre Dame | 1960–67 | 85 |
| Stidham | Howard | LB | Tennessee Tech | 1977 | 58 |
| Stits | Bill | DB | UCLA | 1957–58 | 20 |

| Last | First | Position | College | Years | Jersey # |
|--------------|--------------|-----------|------------------------|------------------|------------|
| Stokes | J.J. | WR | UCLA | 1995–02 | 83 |
| Stolhandske | Tom | LB | Texas | 1955 | 86 |
| Stone | Ron | G | Boston College | 2002–03 | 65 |
| Stover | Jeff | DE | Oregon | 1982–88 | 72 |
| Streets | Tai | WR | Michigan | 1999–03 | 89 |
| Strickland | Bishop | FB | South Carolina | 1951 | 75 |
| Strickland | Donald | CB | Colorado | 2006–08 | 30 |
| Strong | Frank | LB | USC | 2002 | 58 |
| Strong | Jim | RB | Houston | 1970 | 28 |
| Stroth | Vince | T | Brigham Young | 1985 | 60 |
| Strzykalski | John | HB | Marquette | 1946–52 | 45 |
| Stubblefield | Dana | DT | Kansas | 1993–97, 2001–02 | 94 |
| Stubbs | Daniel | DE | Miami (Fla.) | 1988–89 | 96 |
| Stuckey | Jim | DE | Clemson | 1980–85 | 79 |
| Sullivan | Bob | HB | Holy Cross | 1948 | 94 |
| Sullivan | John | S | California | 1987 | 43 |
| Susoeff | Nick | E | Washington State | 1946–49 | 58 |
| Sutherland | Vinny | KR/HB | Purdue | 2001, '02 (P) | 14, 25, 85 |
| Sutro | John | T | San Jose State | 1962 | 68 |
| Suttle | Jason | CB | Wisconsin | 2001 | 35 |
| Swain | Brett | WR | San Diego State | 2011–* | 18 |
| Swift | Justin | TE | Kansas State | 2000–02 | 88 |
| Swinford | Wayne | DB | Georgia | 1965–67 | 23 |
| Sydney | Harry | FB | Kansas | 1987–91 | 24 |

T

| | | | | | |
|----------------|--------------|-----------|------------------------|---------------|-----------|
| Tamm | Ralph | G | West Chester | 1992–94 | 64 |
| Tanner | Hamp | T | Georgia | 1951 | 46, 77 |
| Tausch | Terry | G | Texas | 1989 | 66 |
| Tautolo | Terry | LB | UCLA | 1980–81 | 50 |
| Taylor | Brian | S | Oregon State | 1993 | 47 |
| Taylor | Bruce | CB | Boston | 1970–77 | 44 |
| Taylor | Curtis | S | Louisiana State | 2009–10 | 28 |
| Taylor | John | WR | Delaware State | 1986–95 | 82 |
| Taylor | Roosevelt | S | Grambling | 1969–71 | 25 |
| Teresa | Tony | HB | San Jose State | 1958 | 26 |
| Thomas | Aaron | E | Oregon State | 1961 | 89 |
| Thomas | Chris | WR | Cal Poly–SLO | 1995 | 89 |
| Thomas | Chuck | C | Oklahoma | 1987–92 | 60 |
| Thomas | Edward | LB | Georgia Southern | 2000 | 52 |
| Thomas | Jimmy | RB | Texas–Arlington | 1969–73 | 24 |
| Thomas | John | T | Pacific | 1958–67 | 78 |
| Thomas | Lynn | DB | Pittsburgh | 1981–82 | 28 |
| Thomas | Mark | DE | North Carolina State | 1992–95 | 72 |
| Thompson | Tommy | P | Oregon | 1995–98 | 3 |
| Thornburg | Jeremy | S | Northern Arizona | 2005 | 45 |
| Thornton | Bruce | CB | Georgia | 2005 | 26 |
| Thornton | Rupe | G | Santa Clara | 1946–47 | 35, 46 |
| Threadgill | Bruce | S | Mississippi State | 1978 | 23 |
| Tidwell | Billy | HB | Texas A&M | 1954 | 24 |
| Tillman | Spencer | HB | Oklahoma | 1989–91 | 23 |
| Times | Kenny | DT | Southern | 1980 | 60 |
| Titchenal | Bob | E | San Jose State | 1946 | 51 |
| Tittle | Y.A. | QB | LSU | 1951–60 | 14, 64 |
| Tolzien | Scott | QB | Wisconsin | 2011–* | 3 |
| Toneff | Bob | T | Notre Dame | 1952, 54–59 | 62, 74 |
| Torretta | Gino | QB | Miami (Fla.) | 1996 | 13 |
| Torrey | Andre | LB | Arizona | 2006 | 55 |
| Trimble | Wayne | DB | Alabama | 1967 | 24 |
| Tubbs | Jerry | LB | Oklahoma | 1958–59 | 50 |
| Tubbs | Winfred | LB | Texas | 1998–00 | 55 |
| Tucker | B.J. | CB | Wisconsin | 2005–07 | 22, 30 |
| Tucker | Bill | RB | Tennessee A&I | 1967–70 | 45 |
| Tuiasosopo | Manu | DT | UCLA | 1984–86 | 78 |
| Tukuafu | Will | DT | Oregon | 2010–* | 63 |
| Turner | Keena | LB | Purdue | 1980–90 | 58 |
| Turner | Odessa | WR | Northwestern Louisiana | 1992–93 | 86 |
| Tyler | Wendell | RB | UCLA | 1983–86 | 26 |

U

| | | | | | |
|-----------|---------|----|----------------|---------|----|
| Ulbrich | Jeff | LB | Hawaii | 2000–09 | 53 |
| Ulmer | Artie | LB | Valdosta State | 2000 | 50 |
| Uwaezuoke | Iheanyi | WR | California | 1996–98 | 89 |



| Last | First | Position | College | Years | Jersey # |
|--------------|---------|----------|----------------------|-----------|----------|
| V | | | | | |
| Van Doren | Bob | E | USC | 1953 | 89 |
| Vanderbundt | Skip | LB | Oregon State | 1968–77 | 52 |
| Varajon | Mike | FB | Toledo | 1987 | 48 |
| Vardell | Tommy | RB | Stanford | 1996, '99 | 44 |
| Vaughan | Ruben | DT | Colorado | 1979 | 72 |
| Vaughn | Vickiel | S | Arkansas | 2006 | 32 |
| Vaught | Ted | E | Texas Christian | 1953 | 89 |
| Veris | Garin | DE | Stanford | 1992 | 93 |
| Vetrano | Joe | HB | Southern Mississippi | 1946–49 | 82 |
| Vincent | Ted | DT | Wichita State | 1979–80 | 66, 75 |
| Visger | George | DT | Colorado | 1980 | 63 |
| Vollenweider | Jim | FB | Miami (Fla.) | 1962–63 | 33 |

| Last | First | Position | College | Years | Jersey # |
|----------------|----------------|-----------|-------------------------|---------------|-----------|
| W | | | | | |
| Wagner | Lowell | HB | USC | 1949–53, '55 | 42, 92 |
| Walker | Aaron | TE | Florida | 2003–05 | 49 |
| Walker | Adam | RB | Pittsburgh | 1992–95 | 27 |
| Walker | Darnell | CB | Oklahoma | 1997–99 | 38 |
| Walker | Delanie | TE | Central Missouri | 2006–* | 46 |
| Walker | Derek | DT | Illinois | 2009 | 78 |
| Walker | Elliott | RB | Pittsburgh | 1978 | 35 |
| Walker | Val Joe | HB | Southern Methodist | 1957 | 44 |
| Wallace | Bev | QB | Compton J.C. | 1947–49 | 64 |
| Wallace | Cody | C | Texas A&M | 2008–09 | 59 |
| Wallace | Steve | T | Auburn | 1986–96 | 74 |
| Walls | Wesley | TE | Mississippi | 1989–93 | 89 |
| Walter | Mike | LB | Oregon | 1984–93 | 99 |
| Ward | Chad | G | Washington | 2001 | 68 |
| Ware | Kevin | TE | Washington | 2004 | 47 |
| Warren | Terrance | WR | Hampton | 1995 | 19 |
| Washington | Dave | LB | Alcorn A&M | 1975–77 | 50 |
| Washington | Gene | WR | Stanford | 1969–77 | 18 |
| Washington | Marvin | DE | Idaho | 1997, 99 | 95 |
| Washington | Ted | NT/DE | Louisville | 1991–93 | 97 |
| Washington | Tim | CB | Fresno State | 1982 | 46 |
| Washington | Vic | RB | Wyoming | 1971–73 | 22 |
| Waters | Bob | QB | Presbyterian | 1960–64 | 11 |
| Watson | John | T | Oklahoma | 1971–76 | 67 |
| Watters | Ricky | RB | Notre Dame | 1991–94 | 32 |
| Waymer | Dave | DB | Notre Dame | 1990–91 | 43 |
| Weaver | Jed | TE | Oregon | 2003 | 88 |
| Webb | Jimmy | DT | Mississippi State | 1975–80 | 74 |
| Webster | Jason | CB | Texas A&M | 2000–03 | 36 |
| Weinke | Chris | QB | Florida State | 2007 | 17 |
| Wells | Mike | TE | San Diego State | 1987 | 40 |
| Wells | Ray | LB | Arizona | 2004–05 | 59 |
| Werschling | Ray | K | California | 1977–87 | 14 |
| Wesley | Joe | LB | LSU | 1999 | 56 |
| West | Robert | WR | San Diego State | 1974 | 85 |
| Westbrook | Brian | RB | Villanova | 2010 | 20 |
| White | Bob | HB | Stanford | 1951–52 | 25, 85 |
| Whiting | Brandon | DE | California | 2004 | 94 |
| Whitmore | David | S | Stephen F. Austin | 1991–92 | 41 |
| Whitner | Donte | S | Ohio State | 2011–* | 31 |
| Wilcox | Dave | LB | Oregon | 1964–74 | 64 |
| Wilhelm | Matt | LB | Ohio State | 2009 | 57 |
| Wilkerson | Jerry | DE | Oregon State | 1980 | 60, 66 |
| Wilkins | David | LB | Eastern Kentucky | 1992 | 66 |
| Wilkins | Gabe | DE | Gardner–Webb | 1998–99 | 98 |
| Wilkins | Jeff | K | Youngstown State | 1995–96 | 14 |
| Wilks | Greg | LB | Montana State | 1987 | 99 |
| Willard | Ken | FB | North Carolina | 1965–73 | 40 |
| Williams | Alfred | DE | Colorado | 1995 | 91 |
| Williams | Andrew | DE | Miami (Fla.) | 2003–05 | 94, 99 |
| Williams | Brandon | WR | Wisconsin | 2006–07 | 17, 81 |
| Williams | Chad | S | Southern Mississippi | 2006 | 25 |
| Williams | Dave | RB | Colorado | 1977–78 | 30 |
| Williams | Delvin | RB | Kansas | 1974–77 | 24 |
| Williams | Gerard | DB | Langston | 1979–80 | 29 |
| Williams | Herb | CB | Southern | 1980 | 23 |
| Williams | Howie | HB | Howard | 1963 | 28 |

| Last | First | Position | College | Years | Jersey # |
|-----------------|----------------|-----------|----------------------|---------------|-----------|
| Williams | Ian | NT | Notre Dame | 2011–* | 64 |
| Williams | James | LB | Mississippi State | 1997–98 | 27 |
| Williams | James | DB | Fresno State | 1996 | 53 |
| Williams | Jamie | TE | Nebraska | 1989–93 | 81 |
| Williams | Jimmy | CB | Vanderbilt | 2001–04 | 23 |
| Williams | John | HB | USC | 1954 | 25 |
| Williams | Joel | C | Texas | 1948 | 22 |
| Williams | Kevin | WR/KR | Miami (Fla.) | 2000 | 82 |
| Williams | Kyle | WR | Arizona State | 2010–* | 10 |
| Williams | Madieu | S | Maryland | 2011–* | 20 |
| Williams | Melvin | DE | Kansas State | 2004 | 71 |
| Williams | Michael | CB | UCLA | 1995 | 45 |
| Williams | Newton | RB | Arizona State | 1982 | 45 |
| Williams | Renauld | LB | Hofstra | 2005–06 | 59 |
| Williams | Robert | CB | North Carolina | 1999 | 24 |
| Williams | Roy | T | Pacific | 1963–64 | 66 |
| Williams | Vince | FB | Oregon | 1982–83 | 40 |
| Williamson | Carlton | S | Pittsburgh | 1981–88 | 27 |
| Willig | Matt | T | USC | 2000–02 | 77 |
| Willis | Jamal | RB | Brigham Young | 1995–96 | 24 |
| Willis | Patrick | LB | Mississippi | 2007–* | 52 |
| Wilmsmeyer | Klaus | P | Louisville | 1992–94 | 10 |
| Wilson | Billy | E | San Jose State | 1951–60 | 52, 84 |
| Wilson | Jim | G | Georgia | 1965–66 | 63 |
| Wilson | Troy | DE | Pittsburg State | 1993–94, 2001 | 71, 92 |
| Wilson | Karl | DL | LSU | 1993 | 77 |
| Wilson | Jerry | LB | Auburn | 1960 | 82 |
| Wilson | Cedrick | WR | Tennessee | 2001–04 | 84 |
| Wilson | Mike | WR | Washington State | 1981–90 | 85 |
| Winborn | Jamie | LB | Vanderbilt | 2001–05 | 55 |
| Windsor | Bob | E | Kentucky | 1967–71 | 89 |
| Winston | Lloyd | FB | USC | 1962–63 | 32 |
| Wismann | Pete | LB | St. Louis | 1949–52, 54 | 22, 52 |
| Witcher | Dick | E | UCLA | 1966–73 | 34, 88 |
| Wittenborn | John | G | Southeast Missouri | 1958–60 | 66 |
| Wittum | Tom | P | Northern Illinois | 1973–77 | 13 |
| Woitt | John | DB | Mississippi State | 1968–69 | 48 |
| Wondolowski | Bill | WR | Eastern Montana | 1969 | 33 |
| Woodall | Lee | LB | West Chester | 1994–99 | 54 |
| Woods | Don | RB | New Mexico | 1980 | 47 |
| Woods | Rashaun | WR | Oklahoma State | 2004–05 | 81 |
| Woodson | Rod | CB | Purdue | 1997 | 26 |
| Woodson | Abe | HB | Illinois | 1958–64 | 40 |
| Woudenberg | John | T | Denver | 1946–49 | 41 |
| Wragge | Tony | G | New Mexico State | 2005–10 | 69 |
| Wright | Eric | CB | Missouri | 1981–90 | 21 |
| Wynn | DeShawn | RB | Florida | 2010 | 29 |

| Last | First | Position | College | Years | Jersey # |
|------------|--------|----------|-----------------------|---------|----------|
| Y | | | | | |
| Yonamine | Wally | HB | Farrington High (Hi.) | 1947 | 94 |
| Young | Steve | QB | Brigham Young | 1987–99 | 8 |
| Young | Charle | TE | USC | 1980–82 | 86 |
| Young | Bryant | DT | Notre Dame | 1994–07 | 97 |
| Youngelman | Sid | T | Alabama | 1955 | 77 |
| Yowarsky | Walt | C | Kentucky | 1958 | 58 |

| Last | First | Position | College | Years | Jersey # |
|-----------|-----------|----------|-------------|------------|----------|
| Z | | | | | |
| Zamlynski | Zigmond | HB | Villanova | 1946 | 71 |
| Zeigler | Dominique | WR | Baylor | 2008, 2010 | 17 |
| Zelenka | Joe | LS | Wake Forest | 1999 | 52 |
| Zendejas | Tony | K | Nevada | 1995 | 7 |



49ERS STARTERS

1950

Offense

| | | |
|-----|----|--|
| LE | 51 | Gordy Soltau/ Hal Shoener/ Alex Loyd |
| LT | 41 | Don Campora/ Harley Dow |
| LG | 37 | Homer Hobbs/ Leo Nomellini |
| C | 23 | Bill Johnson |
| RG | 33 | Bruno Banducci/ Charles Shaw |
| RT | 46 | Clay Matthews/ Ray Collins |
| RE | 53 | Alyn Beals |
| QB | 63 | Frank Albert |
| LHB | 83 | Sam Cathcart/ Jim Cason/ Emil Sitko |
| RHB | 91 | John Strzykalski |
| FB | 74 | Joe Perry/ Norm Standlee |

Defense

| | | |
|-----|----|-----------------------------|
| LE | 52 | Hal Shoener |
| LT | 42 | Leo Nomellini |
| MG | 34 | Visco Grgich |
| RT | 43 | Ray Collins |
| RE | 54 | Gail Bruce |
| LLB | 71 | Verl Lillywhite |
| MLB | 22 | Pete Wismann |
| RLB | 72 | Norm Standlee/ Don Burke |
| LW | 83 | Sam Cathcart |
| RW | 92 | Lowell Wagner |
| S | 62 | Jim Powers |

1951

Offense

| | | |
|-----|----|-------------------------------------|
| LE | 51 | Gordy Soltau/ Alyn Beals |
| LT | 43 | Ray Collins/ Leo Nomellini |
| LG | 37 | Nick Feher/ Don Burke |
| C | 23 | Bill Johnson |
| RG | 33 | Bruno Banducci |
| RT | 42 | Leo Nomellini/ Ray Collins |
| RE | 58 | Billy Wilson/ Alyn Beals |
| QB | 63 | Frank Albert/ Y.A. Tittle |
| LHB | 81 | Verl Lillywhite |
| RHB | 91 | John Strzykalski/ Pete Schabarum |
| FB | 74 | Joe Perry/ Norm Standlee |

Defense

| | | |
|----|----|---|
| LE | 47 | Ed Henke |
| LT | 43 | Ray Collins/ Leo Nomellini |
| MG | 34 | Visco Grgich/ Al Carapella/ Bob Downs |
| RT | 42 | Leo Nomellini/ |

| | | |
|-----|----|--|
| RE | 54 | Gail Bruce |
| LLB | 72 | Norm Standlee/ Jim Powers |
| MLB | 73 | Hardy Brown |
| RLB | 22 | Pete Wismann/ Verl Lillywhite/ Don Burke |
| LW | 62 | Jim Powers/ Rex Berry |
| RW | 92 | Lowell Wagner |
| S | 93 | Jim Cason |

1952

Offense

| | | |
|-----|----|---|
| LE | 82 | Gordy Soltau/ Bill Jessup/ J.R. Boone |
| LT | 62 | Bob Toneff |
| LG | 69 | Jerry Smith/ Nick Feher |
| C | 53 | Bill Johnson/ Pete Wismann |
| RG | 63 | Bruno Banducci |
| RT | 73 | Leo Nomellini |
| RE | 84 | Billy Wilson |
| QB | 13 | Frank Albert/ Y.A. Tittle |
| LHB | 22 | Joe Arenas/ J.R. Boone/ Gordy Soltau |
| RHB | 39 | Hugh McElhenny |
| FB | 34 | Joe Perry |

Defense

| | | |
|-----|----|----------------------------------|
| LE | 89 | Ed Henke |
| LT | 73 | Leo Nomellini |
| MG | 68 | Bob Momsen/ Visco Grgich |
| RT | 75 | Al Carapella |
| RE | 83 | Pat O'Donahue/ Charlie Powell |
| LLB | 15 | Jim Powers |
| MLB | 33 | Hardy Brown |
| RLB | 68 | Don Burke |
| LW | 23 | Rex Berry |
| RG | 42 | Lowell Wagner |
| S | 43 | Jim Cason/ Sam Cathcart |

1953

Offense

| | | |
|-----|----|-----------------------------|
| LE | 82 | Gordy Soltau |
| LT | 64 | Doug Hogland/ Hal Miller |
| LG | 69 | Jerry Smith |
| C | 53 | Bill Johnson |
| RG | 63 | Bruno Banducci |
| RT | 79 | Bob St.Clair |
| RE | 84 | Billy Wilson |
| QB | 14 | Y.A. Tittle/ Jim Powers |
| LHB | 22 | Joe Arenas |
| RHB | 39 | Hugh McElhenny |
| FB | 34 | Joe Perry |

Defense

| | | |
|-----|----|---|
| LE | 82 | Gordy Soltau/ Bill Jessup/ J.R. Boone |
| LT | 62 | Bob Toneff |
| LG | 69 | Jerry Smith/ Nick Feher |
| C | 53 | Bill Johnson/ Pete Wismann |
| RG | 63 | Bruno Banducci |
| RT | 73 | Leo Nomellini |
| RE | 84 | Billy Wilson |
| QB | 13 | Frank Albert/ Y.A. Tittle |
| LHB | 22 | Joe Arenas/ J.R. Boone/ Gordy Soltau |
| RHB | 39 | Hugh McElhenny |
| FB | 34 | Joe Perry |

| | | |
|-----|----|--|
| LE | 83 | Clay Matthews/ Charlie Powell/ Bob Van Doren |
| LT | 73 | Leo Nomellini |
| MG | 62 | Art Michalik |
| RT | 75 | Al Carapella |
| RE | 87 | Charlie Powell/ Bob Van Doren |
| LLB | 36 | John Morton/ Don Burke |
| MLB | 33 | Hardy Brown |
| RLB | 54 | Jack Manley |
| LH | 23 | Rex Berry |
| RH | 42 | Lowell Wagner/ Joe Arenas |
| S | 45 | Fred Bruney/ Jim Powers |

1954

Offense

| | | |
|-----|----|---------------------------------|
| LE | 82 | Gordy Soltau/ Bill Jessup |
| LT | 64 | Doug Hogland |
| LG | 67 | Nick Feher |
| C | 53 | Bill Johnson/ Pete Brown |
| RG | 63 | Bruno Banducci/ Ted Connolly |
| RT | 79 | Bob St.Clair |
| RE | 84 | Billy Wilson |
| QB | 14 | Y.A. Tittle/ Jim Cason |
| LHB | 35 | John H. Johnson/ Joe Arenas |
| RHB | 39 | Hugh McElhenny/ Bill Jessup |
| FB | 34 | Joe Perry |

Defense

| | | |
|-----|----|--|
| LE | 83 | Clay Matthews |
| LT | 73 | Leo Nomellini |
| MG | 75 | Al Carapella/ Art Michalik/ Bob Hantla |
| RT | 76 | Marion Campbell/ Al Carapella |
| RE | 86 | Jackson Brumfield |
| LLB | 33 | Hardy Brown/ Billy Mixon/ Pete Brown |
| RLB | 74 | Bob Toneff/ Billy Mixon/ Don Burke |
| LW | 23 | Rex Berry/ Pete Schabarum/ Bill Jessup |
| RW | 22 | Joe Arenas/ Pete Schabarum |
| LS | 25 | John Williams |
| RS | 43 | Jim Cason/ Joe Arenas |

1955

Offense

| | | |
|-----|----|---|
| LE | 82 | Gordy Soltau/ Carroll Hardy |
| LT | 73 | Leo Nomellini |
| LG | 64 | Doug Hogland/ Eldred Kraemer |
| C | 53 | Bill Johnson |
| RG | 68 | Lou Palatella/ Ed Sharkey |
| RT | 79 | Bob St.Clair |
| RE | 84 | Billy Wilson |
| QB | 14 | Y.A. Tittle |
| LHB | 22 | Joe Arenas/ John H. Johnson/ Dickie Moegle/ Hugh McElhenny |
| RHB | 39 | Hugh McElhenny/ Carroll Hardy/ Joe Arenas |
| FB | 34 | Joe Perry/ Lem Harkey |

Defense

| | | |
|-----|----|--|
| LE | 83 | Clay Matthews |
| LT | 74 | Bob Toneff/ Al Carapella |
| MG | 75 | Al Carapella/ Bob Hantla/ Tom Stolhandske |
| RT | 76 | Marion Campbell |
| RE | 87 | Charlie Powell/ Tom Stolhandske |
| LLB | 55 | Matt Hazeltine/ Ed Beatty/ Hardy Brown |
| RLB | 33 | Hardy Brown/ Bob Hantla |
| LW | 40 | George Maderos/ Paul Carr/ John H. Johnson |
| RW | 49 | Bob Luna/ John H. Johnson |
| LS | 23 | Rex Berry |
| RS | 47 | Dicky Moegle/ Bob Luna/ Ernie Smith |

1956

Offense

| | | |
|----|----|--|
| LE | 82 | Gordy Soltau/ Clyde Conner |
| LT | 78 | Bob Cross/ Ed Henke |
| LG | 74 | Bob Toneff/ Ed Sharkey/ Ted Connolly/ Lou Palatella |
| C | 53 | Bill Johnson/ George Morris |
| RG | 75 | Ed Henke/ Bob Toneff/ Ted Connolly/ Lou Palatella |
| RT | 79 | Bob St.Clair |
| RE | 84 | Billy Wilson |

| | | |
|-----|----|--|
| QB | 14 | Y.A. Tittle/ Earl Morrall |
| LHB | 39 | Hugh McElhenny/ Dickie Moegle |
| RHB | 22 | Joe Arenas/ John H. Johnson/ Bill Jessup |
| FB | 34 | Joe Perry/ John H. Johnson |

Defense

| | | |
|-----|----|---|
| LE | 77 | Bruce Bosley |
| LT | 73 | Leo Nomellini |
| RT | 72 | Bill Herchman/ Bob Toneff |
| RE | 87 | Charlie Powell/ Ed Henke |
| LLB | 50 | Stan Sheriff/ Ed Sharkey/ Leo Rucka |
| MLB | 54 | Ed Beatty/ John Gonzaga/ Charlie Powell/ Tony Sardisco |
| RLB | 55 | Matt Hazeltine/ George Morris |
| LW | 40 | George Maderos/ Paul Carr/ Rex Berry |
| RW | 57 | Paul Carr/ Ernie Smith |
| LS | 23 | Rex Berry/ Bob Holladay |
| RS | 47 | Dicky Moegle/ Fred Bruney |

1957

Offense

| | | |
|-----|----|--|
| LE | 88 | Clyde Conner/ Gordy Soltau/ Hugh McElhenny |
| LT | 78 | Bob Cross |
| LG | 68 | Lou Palatella/ Bruce Bosley |
| C | 53 | Frank Morze |
| RG | 64 | Ted Connolly/ Lou Palatella/ Bruce Bosley |
| RT | 79 | Bob St.Clair/ Tom Dahms/ John Gonzaga |
| RE | 84 | Billy Wilson/ Gordy Soltau |
| QB | 14 | Y.A. Tittle/ John Brodie |
| LHB | 39 | Hugh McElhenny/ Joe Perry |
| RHB | 27 | R.C. Owens |
| FB | 32 | Gene Babb/ Joe Perry/ Larry Barnes |

Defense

| | | |
|----|----|---------------|
| LE | 75 | Ed Henke |
| LT | 73 | Leo Nomellini |
| RT | 72 | Bill Herchman |
| RE | 74 | Bob Toneff |



LLB 55 Matt Hazeltine/
54 Marv Matuszak/
50 Stan Sheriff
MLB 54 Marv Matuszak/
52 Karl Rubke
RLB 87 Charlie Powell/
55 Matt Hazeltine
LW 24 J.D. Smith/
57 Paul Carr
RW 20 Bill Stits
LS 40 Bob Holladay/
42 Jim Ridlon/
44 Val Joe Walker
RS 47 Dicky Moegle/
44 Val Joe Walker

1958**Offense**

LE 88 Clyde Conner
LT 78 Bob Cross/
76 John Gonzaga
LG 77 Bruce Bosley/
68 Lou Palatella
C 58 Walt Yowarsky/
53 Frank Morze/
52 Karl Rubke/
68 Lou Palatella
RG 64 Ted Connolly/
66 John Wittenborn
RT 79 Bob St.Clair
RE 84 Billy Wilson/
82 Gordy Soltau/
87 Fred Dugan
QB 12 John Brodie/
14 Y.A. Tittle
LHB 39 Hugh McElhenny
RHB 27 R.C. Owens
FB 34 Joe Perry

Defense

LE 75 Ed Henke
LT 73 Leo Nomellini
MG 52 Karl Rubke/
57 Dennit Morris
RT 72 Bill Herchman
RE 74 Bob Toneff
LLB 54 Marv Matuszak/
50 Jerry Tubbs/
66 John Wittenborn
RLB 55 Matt Hazeltine
LH 80 Jerry Mertens
RH 20 Bill Stits
LS 42 Jim Ridlon/
29 Bill Atkins
RS 29 Bill Atkins/
47 Dicky Moegle/
42 Jim Ridlon

1959**Offense**

LE 88 Clyde Conner/
87 Fred Dugan/
27 R.C. Owens/
47 Dicky Moegle
LT 78 John Thomas/
76 John Gonzaga
LG 77 Bruce Bosley/
66 John Wittenborn
C 53 Frank Morze/
52 Karl Rubke
54 Marv Matuszak/
52 Karl Rubke
87 Charlie Powell/
55 Matt Hazeltine
24 J.D. Smith/
57 Paul Carr
20 Bill Stits
40 Bob Holladay/
42 Jim Ridlon/
44 Val Joe Walker
47 Dicky Moegle/
44 Val Joe Walker

52 Karl Rubke
RG 64 Ted Connolly
RT 79 Bob St.Clair
RE 84 Billy Wilson
QB 14 Y.A. Tittle/
12 John Brodie
LHB 24 J.D. Smith/
39 Hugh McElhenny
RHB 39 Hugh McElhenny/
27 R.C. Owens/
87 Fred Dugan/
24 J.D. Smith
FB 34 Joe Perry/
28 C.R. Roberts

Defense

LE 75 Ed Henke
LT 73 Leo Nomellini
RT 63 Monte Clark/
74 Henry Schmidt/
72 Bill Herchman
RE 70 Charlie Krueger
LLB 33 Clancy Osborne/
52 Karl Rubke
MLB 50 Jerry Tubbs
RLB 55 Matt Hazeltine
LH 80 Jerry Mertens
RH 40 Abe Woodson
LS 25 Dave Baker
RS 44 Eddie Dove

1960**Offense**

LE 88 Clyde Conner
LT 78 John Thomas/
63 Monte Clark
LG 77 Bruce Bosley
C 53 Frank Morze/
52 Karl Rubke
RG 62 Mike Magac/
64 Ted Connolly
RT 79 Bob St.Clair/
76 Len Rohde
RE 85 Monty Stickles/
87 Dee Mackey
QB 12 John Brodie/
14 Y.A. Tittle
LHB 39 Hugh McElhenny/
24 J.D. Smith
RHB 27 R.C. Owens/
39 Hugh McElhenny
FB 24 J.D. Smith/
28 C.R. Roberts

Defense

LE 86 Dan Colchico/
63 Monte Clark
LT 73 Leo Nomellini/
74 Henry Schmidt
RT 63 Monte Clark/
53 Frank Morze
RE 70 Charlie Krueger
LLB 83 Gordon Kelley/
33 Clancy Osborne
MLB 54 Bob Harrison/
75 Ed Henke
RLB 55 Matt Hazeltine/
75 Ed Henke
LH 80 Jerry Mertens
RH 40 Abe Woodson

LS 25 Dave Baker/
42 Jim Ridlon
RS 44 Eddie Dove

1961**Offense**

LE 89 Aaron Thomas (6)/
88 Clyde Conner (5)
LT 78 John Thomas (14)
LG 77 Bruce Bosley (14)
C 53 Frank Morze (14)
RG 64 Ted Connolly (14)
RT 79 Bob St.Clair (12)/
76 Len Rohde (2)
RE 85 Monty Stickles (14)
QB 12 John Brodie (14)
LHB 24 J.D. Smith (12)/
40 Abe Woodson (2)
RHB 27 R.C. Owens (13)
FB 32 C.R. Roberts.(10)

Defense

LE 86 Dan Colchico (14)
LT 73 Leo Nomellini (14)
RT 63 Monte Clark (8)/
70 Charlie Krueger (5)
RE 70 Charlie Krueger (9)/
60 Roland Lakes (5)
LLB 83 Gordon Kelley (14)/
33 Clancy Osborne (5)
MLB 54 Bob Harrison (10)/
66 Carlton Kammerer (4)
4RLB 55 Matt Hazeltine (14)
LH 80 Jerry Mertens (10)/
40 Abe Woodson (4)
RH 40 Abe Woodson (7)/
37 Jimmy Johnson (7)
LS 25 Dave Baker (14)
RS 44 Eddie Dove (14)

1962**Offense**

LE 88 Clyde Conner (9)/
85 Monty Stickles (5)
LT 60 Roland Lakes (8)/
78 John Thomas (6)
LG 62 Mike Magac (14)
C 77 Bruce Bosley (9)/
52 Karl Rubke (5)
RG 64 Ted Connolly (11)/
72 Leon Donohue (3)
RT 79 Bob St.Clair (7)/
76 Len Rohde (5)
RE 85 Monty Stickles (9)/
30 Bernie Casey (5)
QB 12 John Brodie (14)
LHB 17 Billy Kilmer (10)/
24 J.D. Smith (1)/
35 Bobby Gaiters (1)/
33 Jim Vollenweider (1)/
88 Clyde Conner (1)
RHB 37 Jimmy Johnson (7)/
30 Bernie Casey (6)
FB 24 J.D. Smith (13)

Defense

LE 86 Dan Colchico (14)
LT 73 Leo Nomellini (14)
RT 70 Charlie Krueger (13)
RE 74 Clark Miller (11)/

75 John Mellekus (1)
LLB 54 Ed Pine (12)
MLB 78 John Thomas (7)/
66 Carlton Kammerer (7)
RLB 55 Matt Hazeltine (14)
LH 80 Jerry Mertens (10)/
45 Elbert Kimbrough (3)
RH 40 Abe Woodson (14)
LS 45 Elbert Kimbrough (6)/
42 Jim Ridlon (6)/
80 Jerry Mertens (2)
RS 44 Eddie Dove (10)/
29 Dale Messer (4)

1963**Offense**

LE 88 Clyde Conner (9)/
37 Jimmy Johnson (2)/
30 Bernie Casey (2)
LT 76 Len Rohde (14)
LG 78 John Thomas (12)/
77 Bruce Bosley (2)
C 77 Bruce Bosley (7)/
52 Karl Rubke (7)
RG 72 Leon Donohue (14)
RT 79 Bob St.Clair (14)
RE 85 Monty Stickles (8)/
84 Gary Knafelc (6)
QB 17 Lamar McHan (9)/
12 John Brodie (3)/
11 Bobby Waters (2)
LHB 42 Don Lisbon (8)/
32 Lloyd Winston (3)
RHB 30 Bernie Casey (10)
FB 24 J.D. Smith (13)

Defense

LE 86 Dan Colchico (14)
LT 70 Charlie Krueger (7)/
73 Leo Nomellini (6)
RT 60 Roland Lakes (13)
RE 74 Clark Miller (14)
LLB 54 Ed Pine (14)
MLB 53 Mike Dowdle (13)
RLB 55 Matt Hazeltine (13)
LH 39 Kermit Alexander (11)
RH 40 Abe Woodson (13)
LS 45 Elbert Kimbrough (11)
RS 37 Jim Johnson (11)/
39 Kermit Alexander (3)

1964**Offense**

LE 81 Dave Parks (14)
LT 76 Len Rohde (14)
LG 78 John Thomas (14)
C 77 Bruce Bosley (14)
RG 72 Leon Donohue (14)
RT 67 Walter Rock (14)
RE 85 Monty Stickles (14)
QB 12 John Brodie (12)
LHB 30 Bernie Casey (7)/
42 Don Lisbon (4)/
17 Billy Kilmer (3)
RHB 30 Bernie Casey (6)/
43 Dave Kopay (5)/
42 Don Lisbon (2)
FB 38 Mike Lind (10)/
22 Gary Lewis (3)

Defense

LE 86 Dan Colchico (11)/
52 Karl Rubke (3)
LT 70 Charlie Krueger (14)
RT 60 Roland Lakes (14)
RE 74 Clark Miller (12)
LLB 64 Dave Wilcox (9)/
54 Ed Pine (4)
MLB 53 Mike Dowdle (14)
RLB 55 Matt Hazeltine (14)
LH 37 Jim Johnson (14)
RH 40 Abe Woodson (7)/
48 Ben Scotti (7)
LS 45 Elbert Kimbrough (13)/
39 Kermit Alexander (1)
RS 39 Kermit Alexander (12)

1965**Offense**

LE 81 Dave Parks (14)
LT 76 Len Rohde (14)
LG 78 John Thomas (14)
C 77 Bruce Bosley (14)
RG 68 Howard Mudd (14)
RT 67 Walter Rock (14)
RE 85 Monty Stickles (14)
QB 12 John Brodie (13)
LHB 44 John David Crow (13)
RHB 30 Bernie Casey (14)
FB 40 Ken Willard (14)

Defense

LE 52 Karl Rubke (11)
LT 70 Charlie Krueger (14)
RT 60 Roland Lakes (13)
RE 74 Clark Miller (14)
LLB 64 Dave Wilcox (14)
MLB 53 Mike Dowdle (11)/
50 Ed Beard (3)
RLB 55 Matt Hazeltine (8)/
58 Jack Chapple (6)
LH 37 Jim Johnson (14)
RH 80 Jerry Mertens (13)/
39 Kermit Alexander (1)
LS 45 Elbert Kimbrough (14)
RS 39 Kermit Alexander (9)/
20 George Donnelly (5)

1966**Offense**

LE 81 Dave Parks (14)
LT 76 Len Rohde (14)
LG 78 John Thomas (14)
C 77 Bruce Bosley (14)
RG 68 Howard Mudd (14)
RT 67 Walter Rock (14)
RE 85 Monty Stickles (14)
QB 12 John Brodie (13)
HB 44 John David Crow (14)
FB 40 Ken Willard (14)
FL 30 Bernie Casey (13)

Defense

LE 75 Jim Norton (11)/
80 Stan Hindman (3)
LT 70 Charlie Krueger (14)
RT 60 Roland Lakes (14))
RE 74 Clark Miller (14)
LLB 64 Dave Wilcox (14)
MLB 50 Ed Beard (14)



| | | |
|-----|----|---|
| RLB | 55 | Matt Hazeltine (12) |
| LH | 37 | Jim Johnson (14) |
| RH | 39 | Kermit Alexander (14) |
| LS | 45 | Elbert Kimbrough (13) |
| RS | 20 | George Donnelly (6)/ 27 Alvin Randolph (5) |

1967

| | | |
|----------------|----|---|
| Offense | | |
| LE | 81 | Dave Parks (9)/ 83 Sonny Randle (5) |
| LT | 76 | Len Rohde (14) |
| LG | 66 | Elmer Collett (9)/ 78 John Thomas (5) |
| C | 77 | Bruce Bosley (14) |
| RG | 68 | Howard Mudd (14) |
| RT | 67 | Walter Rock (14) |
| RE | 85 | Monty Stickles (8)/ 89 Bob Windsor (6) |
| QB | 12 | John Brodie (10)/ 11 Steve Spurrier (2)/ 10 George Mira (2) |
| HB | 44 | John David Crow (14) |
| FB | 40 | Ken Willard (14) |
| FL | 88 | Dick Witcher (9)/ 83 Sonny Randle (5) |

| | | |
|----------------|----|--|
| Defense | | |
| LE | 80 | Stan Hindman (13) |
| LT | 70 | Charlie Krueger (14) |
| RT | 60 | Roland Lakes (13) |
| RE | 74 | Clark Miller (13) |
| LLB | 64 | Dave Wilcox (14) |
| MLB | 50 | Ed Beard (14) |
| RLB | 55 | Matt Hazeltine (12) |
| LH | 37 | Jim Johnson (11) |
| RH | 39 | Kermit Alexander (13) |
| SS | 45 | Elbert Kimbrough (13) |
| FS | 35 | Goose Gonsoulin (7)/ 20 George Donnelly (6) |

1968

| | | |
|----------------|----|----------------------|
| Offense | | |
| LE | 88 | Dick Witcher (14) |
| LT | 76 | Len Rohde (14) |
| LG | 66 | Elmer Collett (14) |
| C | 77 | Bruce Bosley (14) |
| RG | 68 | Howard Mudd (14) |
| RT | 79 | Cas Banaszek (14) |
| RE | 44 | John David Crow (14) |
| QB | 12 | John Brodie (14) |
| RB | 40 | Ken Willard (14) |
| RB | 22 | Gary Lewis (14) |
| FL | 85 | Clifton McNeil (14) |

| | | |
|----------------|----|--|
| Defense | | |
| LE | 80 | Stan Hindman (14) |
| LT | 70 | Charlie Krueger (14) |
| RT | 60 | Roland Lakes (14) |
| RE | 74 | Clark Miller (14) |
| LLB | 64 | Dave Wilcox (14) |
| MLB | 50 | Ed Beard (14) |
| RLB | 55 | Matt Hazeltine (14) |
| LH | 37 | Jim Johnson (14) |
| RH | 39 | Kermit Alexander (14) |
| SS | 27 | Alvin Randolph (14) |
| FS | 30 | Johnny Fuller (10)/ 32 Mel Phillips (3) |

| | | |
|----------------|----|--|
| 1969 | | |
| Offense | | |
| LE | 18 | Gene Washington (14) |
| LT | 76 | Len Rohde (14) |
| LG | 66 | Elmer Collett (14) |
| C | 75 | Forrest Blue (14) |
| RG | 69 | Woody Peoples (14) |
| RT | 79 | Cas Banaszek (14) |
| RE | 89 | Bob Windsor (14) |
| QB | 11 | Steve Spurrier (8)/ 12 John Brodie (6) |
| RB | 40 | Ken Willard (13) |
| RB | 42 | Doug Cunningham (13) |
| FL | 88 | Dick Witcher (7)/ 85 Clifton McNeil (7) |

| | | |
|----------------|----|--|
| Defense | | |
| LE | 80 | Stan Hindman (10)/ 74 Earl Edwards (4) |
| LT | 70 | Charlie Krueger (14) |
| RT | 60 | Roland Lakes (14) |
| RE | 72 | Bill Belk (12) |
| LLB | 64 | Dave Wilcox (14) |
| MLB | 57 | Frank Nunley (10)/ 50 Ed Beard (4) |
| RLB | 52 | Skip Vanderbundt (12) |
| LH | 37 | Jim Johnson (14) |
| RH | 39 | Kermit Alexander (12) |
| SS | 27 | Alvin Randolph (11) |
| FS | 32 | Mel Phillips (9)/ 25 Roosevelt Taylor (5) |

1970

| | | |
|----------------|----|--|
| Offense | | |
| WR | 88 | Dick Witcher (10)/ 85 Preston Riley (4) |
| LT | 76 | Len Rohde (14) |
| LG | 65 | Randy Beisler (12) |
| C | 75 | Forrest Blue (14) |
| RG | 69 | Woody Peoples (14) |
| RT | 79 | Cas Banaszek (12) |
| TE | 89 | Bob Windsor (14) |
| WR | 18 | Gene Washington (13) |
| QB | 12 | John Brodie (14) |
| RB | 40 | Ken Willard (14) |
| RB | 42 | Doug Cunningham (12) |

| | | |
|----------------|----|---|
| Defense | | |
| LE | 53 | Tommy Hart (14) |
| LT | 70 | Charlie Krueger (14) |
| RT | 60 | Roland Lakes (14) |
| RE | 72 | Bill Belk (10)/ 86 Cedrick Hardman (4) |
| LLB | 64 | Dave Wilcox (14) |
| MLB | 57 | Frank Nunley (14) |
| RLB | 52 | Skip Vanderbundt (12) |
| LCB | 37 | Jim Johnson (14) |
| RCB | 44 | Bruce Taylor (13) |
| SS | 32 | Mel Phillips (14) |
| FS | 43 | Windlan Hall (14) |

1971

| | | |
|----------------|----|--------------------|
| Offense | | |
| WR | 88 | Dick Witcher (14) |
| LT | 76 | Len Rohde (14) |
| LG | 65 | Randy Beisler (14) |
| C | 75 | Forrest Blue (14) |
| RG | 69 | Woody Peoples (14) |
| RT | 79 | Cas Banaszek (14) |

| | | |
|----|----|----------------------|
| TE | 82 | Ted Kwalick (14) |
| WR | 18 | Gene Washington (14) |
| QB | 12 | John Brodie (14) |
| RB | 40 | Ken Willard (14) |
| RB | 22 | Vic Washington (13) |

| | | |
|----------------|----|--|
| Defense | | |
| LE | 53 | Tommy Hart (14) |
| LT | 70 | Charlie Krueger (10)/ 80 Stan Hindman (4) |
| RT | 74 | Earl Edwards (14) |
| RE | 86 | Cedrick Hardman (13) |
| LLB | 64 | Dave Wilcox (14) |
| MLB | 57 | Frank Nunley (14) |
| RLB | 52 | Skip Vanderbundt (14) |
| LCB | 37 | Jim Johnson (14) |
| RCB | 44 | Bruce Taylor (14) |
| SS | 32 | Mel Phillips (11)/ 23 Johnny Fuller (3) |
| FS | 25 | Roosevelt Taylor (11) |

1972

| | | |
|----------------|----|---|
| Offense | | |
| WR | 18 | Gene Washington (14) |
| LT | 76 | Len Rohde (14) |
| LG | 65 | Randy Beisler (14) |
| C | 75 | Forrest Blue (14) |
| RG | 69 | Woody Peoples (14) |
| RT | 79 | Cas Banaszek (13) |
| TE | 82 | Ted Kwalick (14) |
| WR | 85 | Preston Riley (9)/ 88 Dick Witcher (5) |
| QB | 11 | Steve Spurrier (11)/ 12 John Brodie (3) |
| RB | 22 | Vic Washington (13) |
| RB | 40 | Ken Willard (11)/ 35 Larry Schreiber (3) |

| | | |
|----------------|----|---|
| Defense | | |
| LE | 53 | Tommy Hart (14) |
| LT | 70 | Charlie Krueger (14) |
| RT | 74 | Earl Edwards (12) |
| RE | 86 | Cedrick Hardman (12) |
| LLB | 64 | Dave Wilcox (14) |
| MLB | 57 | Frank Nunley (9)/ 50 Ed Beard (5) |
| RLB | 52 | Skip Vanderbundt (14) |
| LCB | 37 | Jim Johnson (14) |
| RCB | 44 | Bruce Taylor (14) |
| SS | 32 | Mel Phillips (14) |
| FS | 38 | Mike Simpson (9)/ 23 Johnny Fuller (5) |

1973

| | | |
|----------------|----|---|
| Offense | | |
| WR | 46 | Dan Abramowicz (11)/ 17 John Isenbarger (3) |
| LT | 76 | Len Rohde (14) |
| LG | 67 | John Watson (7)/ 65 Randy Beisler (7) |
| C | 75 | Forrest Blue (14) |
| RG | 69 | Woody Peoples (14) |
| RT | 79 | Cas Banaszek (9)/ 67 John Watson (5) |
| TE | 82 | Ted Kwalick (14) |
| WR | 18 | Gene Washington (13) |
| QB | 12 | John Brodie (6)/ 11 Steve Spurrier (5)/ 19 Joe Reed (3) |
| RB | 22 | Vic Washington (13) |

| | | |
|----|----|--|
| RB | 40 | Ken Willard (9)/ 35 Larry Schreiber (4) |
|----|----|--|

| | | |
|----------------|----|--|
| Defense | | |
| LE | 53 | Tommy Hart (14) |
| LT | 70 | Charlie Krueger (14) |
| RT | 56 | Bob Hoskins (13) |
| RE | 86 | Cedrick Hardman (11)/ 72 Bill Belk (3) |
| LLB | 64 | Dave Wilcox (14) |
| MLB | 58 | Jim Sniadecki (11)/ 57 Frank Nunley (3) |
| RLB | 59 | Willie Harper (11)/ 52 Skip Vanderbundt (3) |
| LCB | 37 | Jim Johnson (13) |
| RCB | 44 | Bruce Taylor (11)/ 49 Ralph McGill (3) |
| SS | 32 | Mel Phillips (14) |
| FS | 38 | Mike Simpson (7)/ 43 Windlan Hall (5) |

1974

| | | |
|----------------|----|---|
| Offense | | |
| WR | 18 | Gene Washington (14) |
| LT | 76 | Len Rohde (14) |
| LG | 67 | John Watson (12) |
| C | 75 | Forrest Blue (12) |
| RG | 69 | Woody Peoples (9)/ 65 Randy Beisler (2)/ 77 Jean Barrett (2) |
| RT | 79 | Cas Banaszek (14) |
| TE | 84 | Tom Mitchell (13) |
| WR | 46 | Dan Abramowicz (14) |
| QB | 14 | Tom Owen (7)/ 19 Joe Reed (4)/ 10 Dennis Morrison (2)/ 16 Norm Snead (1) |
| RB | 40 | Wilbur Jackson (12) |
| RB | 35 | Larry Schreiber (13) |

| | | |
|----------------|----|--|
| Defense | | |
| LE | 53 | Tommy Hart (14) |
| LT | 72 | Bill Belk (13) |
| RT | 56 | Bob Hoskins (14) |
| RE | 86 | Cedrick Hardman (14) |
| LLB | 64 | Dave Wilcox (11)/ 52 Skip Vanderbundt (3) |
| MLB | 57 | Frank Nunley (13) |
| RLB | 59 | Willie Harper (14) |
| LCB | 37 | Jim Johnson (13) |
| RCB | 44 | Bruce Taylor (8)/ 49 Ralph McGill (6) |
| SS | 32 | Mel Phillips (6)/ 43 Windlan Hall (6) |
| FS | 43 | Windlan Hall (6)/ 20 Mike Holmes (6) |

1975

| | | |
|----------------|----|---|
| Offense | | |
| WR | 18 | Gene Washington (14) |
| LT | 67 | John Watson (12) |
| LG | 68 | Bob Penchion (8)/ 77 Jean Barrett (6) |
| C | 54 | Bill Reid (13) |
| RG | 69 | Woody Peoples (14) |
| RT | 79 | Cas Banaszek (14) |
| TE | 84 | Tom Mitchell (12) |
| WR | 88 | Terry Beasley (6)/ 20 Mike Holmes (4)/ 22 Bob Hayes (3) |

| | | |
|----|----|--|
| QB | 11 | Steve Spurrier (7)/ 16 Norm Snead (7) |
| RB | 24 | Delvin Williams (12) |
| RB | 35 | Larry Schreiber (14) |

| | | |
|----------------|----|--|
| Defense | | |
| LE | 53 | Tommy Hart (14) |
| LT | 60 | Bill Sandifer (12) |
| RT | 56 | Bob Hoskins (14) |
| RE | 86 | Cedrick Hardman (14) |
| LLB | 52 | Skip Vanderbundt (14) |
| MLB | 57 | Frank Nunley (14) |
| RLB | 50 | Dave Washington (14) |
| LCB | 37 | Jim Johnson (14) |
| RCB | 44 | Bruce Taylor (11) |
| SS | 32 | Mel Phillips (8)/ 43 Windlan Hall (3) |
| FS | 49 | Ralph McGill (9)/ 43 Windlan Hall (5) |

1976

| | | |
|----------------|----|---|
| Offense | | |
| WR | 18 | Gene Washington (14) |
| LT | 77 | Jean Barrett (14) |
| LG | 65 | Steve Lawson (13) |
| C | 62 | Randy Cross (12)/ 67 John Watson (4) |
| RG | 61 | Andy Maurer (8)/ 67 John Watson (6) |
| RT | 79 | Cas Banaszek (8)/ 71 Keith Fahnhorst (6) |
| TE | 84 | Tom Mitchell (14) |
| WR | 87 | Jim Lash (7)/ 81 Willie McGee (6) |
| QB | 16 | Jim Plunkett (12) |
| RB | 24 | Delvin Williams (14) |
| RB | 40 | Wilbur Jackson (14) |

| | | |
|----------------|----|---|
| Defense | | |
| LE | 53 | Tommy Hart (14) |
| LT | 74 | Jimmy Webb (14) |
| RT | 72 | Cleveland Elam (14) |
| RE | 86 | Cedrick Hardman (11) |
| LLB | 52 | Skip Vanderbundt (14) |
| MLB | 57 | Frank Nunley (12) |
| RLB | 50 | Dave Washington (14) |
| LCB | 37 | Jim Johnson (13) |
| RCB | 44 | Bruce Taylor (13) |
| SS | 32 | Mel Phillips (13) |
| FS | 49 | Ralph McGill (10)/ 23 Bruce Rhodes (3) |

1977

| | | |
|----------------|----|----------------------|
| Offense | | |
| WR | 18 | Gene Washington (14) |
| LT | 77 | Jean Barrett (14) |
| LG | 65 | Steve Lawson (13) |
| C | 51 | Randy Cross (14) |
| RG | 69 | Woody Peoples (14) |
| RT | 71 | Keith Fahnhorst (14) |
| TE | 84 | Tom Mitchell (13) |
| WR | 83 | Kenny Harrison (10) |
| QB | 16 | Jim Plunkett (14) |
| RB | 40 | Wilbur Jackson (14) |
| RB | 24 | Delvin Williams (14) |

| | | |
|----------------|----|----------------------|
| Defense | | |
| LE | 53 | Tommy Hart (14) |
| LT | 74 | Jimmy Webb (13) |
| RT | 72 | Cleveland Elam (14) |
| RE | 86 | Cedrick Hardman (14) |



LLB 52 Skip Vanderbundt (9)/
59 Willie Harper (5)
MLB 55 Bruce Elia (7)/
52 Skip Vanderbundt (5)/
54 Ed Bradley (2)
RLB 50 Dave Washington (10)/
59 Willie Harper (4)
LCB 42 Anthony Leonard (13)
RCB 44 Bruce Taylor (14)
SS 32 Mel Phillips (14)
FS 49 Ralph McGill (13)

1978

Offense

WR 84 Elmo Boyd (7)/
83 Kenny Harrison (6)/
80 Terry LeCount (3)
LT 67 Ron Singleton (8)/
68 John Ayers (8)
LG 65 Ernie Hughes (11)/
68 John Ayers (4)
C 51 Randy Cross (9)/
56 Fred Quillan (7)
RG 62 Walt Downing (14)
RT 71 Keith Fahnhorst (15)
TE 81 Ken MacAfee (13)
WR 88 Freddie Solomon (14)
QB 17 Steve DeBerg (11)/
19 Scott Bull (5)
RB 32 O.J. Simpson (10)/
36 Paul Hofer (6)
RB 33 Greg Boykin (8)/
38 Bob Ferrell (8)

Defense

LE 78 Archie Reese (12)/
72 Cleveland Elam (4)
LT 74 Jimmy Webb (16)
RT 75 Ed Galigher (15)
RE 86 Cedrick Hardman (16)
LLB 50 Joe Harris (16)
MLB 57 Dan Bunz (16)
RLB 54 Ed Bradley (15)
LCB 42 Anthony Leonard (10)/
49 Vern Roberson (4)
RCB 22 Eddie Lewis (16)
SS 24 Chuck Crist (9)/
26 Bob Jury (7)
FS 49 Vern Roberson (9)/
24 Chuck Crist (6)

1979

Offense

WR 88 Freddie Solomon (8)/
87 Dwight Clark (4)
LT 67 Ron Singleton (15)
LG 68 John Ayers (16)
C 56 Fred Quillan (16)
RG 51 Randy Cross (16)
RT 71 Keith Fahnhorst (16)
TE 81 Ken MacAfee (12)
WR 84 Mike Shumann (14)
QB 17 Steve DeBerg (15)
RB 32 O.J. Simpson (8)/
36 Paul Hofer (7)
RB 40 Wilbur Jackson (15)

Defense

LE 78 Archie Reese (16)
LT 75 Ted Vincent (15)

RT 74 Jimmy Webb (15)
RE 86 Cedrick Hardman (11)/
76 Dwaine Board (5)
LLB 55 Scott Hilton (6)/
52 Jeff McIntyre (3)/
54 Bob Martin (2)/
50 Ron Shumon (2)
MLB 57 Dan Bunz (12)
RLB 59 Willie Harper (16)
LCB 28 Charles Cornelius (14)
RCB 29 Gerard Williams (14)
SS 30 Tim Gray (15)
FS 27 Tony Dungy (7)/
46 Melvin Morgan (5)/
22 Dwight Hicks (4)

1980

Offense

WR 87 Dwight Clark (12)
LT 67 Ron Singleton (15)
LG 68 John Ayers (16)
C 56 Fred Quillan (16)
RG 51 Randy Cross (16)
RT 71 Keith Fahnhorst (16)
TE 86 Charlie Young (15)
WR 88 Freddie Solomon (12)/
89 James Owens (4)
QB 17 Steve DeBerg (9)/
16 Joe Montana (7)
RB 36 Paul Hofer (6)/
47 Don Woods (5)/
35 Lenvil Elliott (3)
RB 49 Earl Cooper (16)

Defense

4 – 3 alignment—
(Games 1 – 10, 13, 16)
LE 74 Jimmy Webb (5)/
79 Jim Stuckey (5)/
65 Lawrence Pillers (2)
LT 78 Archie Reese (12)
RT 75 Ted Vincent (10)/
65 Lawrence Pillers (2)
RE 74 Jimmy Webb (6)/
76 Dwaine Board (3)/
65 Lawrence Pillers (2)
LLB 59 Willie Harper (9)/
58 Keena Turner (2)
MLB 55 Scott Hilton (6)/
57 Dan Bunz (6)
RLB 52 Bobby Leopold (12)
LCB 46 Melvin Morgan (5)/
28 Charles Cornelius (5)/
29 Gerard Williams (1)/
26 Ray Rhodes (1)
RCB 44 Charles Johnson (10)/
26 Ray Rhodes (2)
SS 33 Ricky Churchman (11)/
26 Ray Rhodes (1)
FS 22 Dwight Hicks (12)

Defense

**switched to 3 – 4 alignment—*
(Games 11, 12, 14, 15)
LE 79 Jim Stuckey (4)
NT 78 Archie Reese (4)
RE 65 Lawrence Pillers (4)
LOLB 59 Willie Harper (2)/
58 Keena Turner (2)
LILB 57 Dan Bunz (4)

RILB 50 Terry Tautolo (3)/
55 Scott Hilton (1)
ROLB 52 Bobby Leopold (3)/
50 Terry Tautolo (1)
LCB 26 Ray Rhodes (3)/
28 Charles Cornelius (1)
RCB 44 Charles Johnson (4)
SS 33 Ricky Churchman (4)
FS 22 Dwight Hicks (4)

1981

Offense

WR 87 Dwight Clark (16)
LT 61 Dan Audick (16)
LG 68 John Ayers (16)
C 56 Fred Quillan (16)
RG 51 Randy Cross (16)
RT 71 Keith Fahnhorst (16)
TE 86 Charlie Young (16)
WR 88 Freddie Solomon (15)
QB 16 Joe Montana (16)
RB 32 Ricky Patton (16)
RB 49 Earl Cooper (11)/
38 Johnny Davis (4)

Defense

3 – 4 alignment—(14 games)
LE 79 Jim Stuckey (13)
NT 78 Archie Reese (13)
RE 76 Dwaine Board (11)
LOLB 59 Willie Harper (13)
LILB 57 Dan Bunz (8)/
64 Jack Reynolds (4)
RILB 64 Jack Reynolds (9)/
54 Craig Puki (4)
ROLB 58 Keena Turner (13)
LCB 42 Ronnie Lott (13)
RCB 21 Eric Wright (13)
SS 27 Carlton Williamson (13)
FS 22 Dwight Hicks (13)

Defense

4 – 3 alignment—(Games 10, 16)
LE 79 Jim Stuckey (3)
LT 78 Archie Reese (3)
RT 65 Lawrence Pillers (2)/
76 Dwaine Board (1)
RE 74 Jimmy Webb (3)
LLB 64 Jack Reynolds (2)/
59 Willie Harper (1)
MLB 54 Craig Puki (1)/
52 Bobby Leopold (1)/
64 Jack Reynolds (1)
RILB 58 Keena Turner (1)/
59 Willie Harper (1)/
52 Bobby Leopold (1)
LCB 42 Ronnie Lott (3)
RCB 21 Eric Wright (3)
SS 27 Carlton Williamson (3)
FS 22 Dwight Hicks (3)

1982

Offense

WR 87 Dwight Clark (8)
LT 78 Lindsey Mason (8)
LG 68 John Ayers (8)
C 56 Fred Quillan (9)
RG 51 Randy Cross (8)
RT 71 Keith Fahnhorst (9)

TE 86 Charlie Young (8)
WR 88 Freddie Solomon (6)
QB 16 Joe Montana (8)
RB 25 Jeff Moore (4)/
30 Bill Ring (1)
RB 49 Earl Cooper (5)/
30 Bill Ring (2)

Defense

LE 79 Jim Stuckey (7)/
65 Lawrence Pillers (2)
NT 67 Pete Kugler (4)/
75 John Harty (4)/
65 Lawrence Pillers (1)
RE 75 John Harty (3)/
65 Lawrence Pillers (2)/
76 Dwaine Board (1)/
79 Jim Stuckey (1)/
67 Pete Kugler (1)/
72 Jeff Stover (1)
LOLB 59 Willie Harper (5)/
53 Milt McColl (2)
LILB 64 Jack Reynolds (8)
RILB 55 Bob Horn (6)/
57 Dan Bunz (2)/
64 Jack Reynolds (1)
ROLB 58 Keena Turner (9)
LCB 42 Ronnie Lott (9)
RCB 21 Eric Wright (7)
SS 27 Carlton Williamson (8)
FS 22 Dwight Hicks (9)

1983

Offense

WR 87 Dwight Clark (12)
LT 77 Bubba Paris (16)
LG 68 John Ayers (16)
C 56 Fred Quillan (15)
RG 51 Randy Cross (15)
RT 71 Keith Fahnhorst (16)
TE 81 Russ Francis (14)
WR 88 Freddie Solomon (11)
QB 16 Joe Montana (16)
RB 26 Wendell Tyler (15)
RB 33 Roger Craig (12)/
30 Bill Ring (4)

Defense

LE 65 Lawrence Pillers (13)
NT 67 Pete Kugler (16)
RE 76 Dwaine Board (13)
LOLB 59 Willie Harper (16)
LILB 50 Riki Ellison (14)
RILB 64 Jack Reynolds (13)
ROLB 58 Keena Turner (14)
LCB 42 Ronnie Lott (12)
RCB 21 Eric Wright (15)
SS 27 Carlton Williamson (8)/
24 Rick Gervais (5)/
45 Bobby Leopold (2)
FS 22 Dwight Hicks (15)

1984

Offense

WR 87 Dwight Clark (15)
LT 77 Bubba Paris (15)
LG 68 John Ayers (16)
C 56 Fred Quillan (16)
RG 51 Randy Cross (16)
RT 71 Keith Fahnhorst (15)

TE 89 Earl Cooper (8)/
81 Russ Francis (7)
WR 88 Freddie Solomon (13)
QB 16 Joe Montana (15)
RB 26 Wendell Tyler (15)
RB 33 Roger Craig (16)

Defense

LE 79 Jim Stuckey (7)/
65 Lawrence Pillers (7)
NT 78 Manu Tuiaosopo (16)
RE 76 Dwaine Board (16)
LOLB 57 Dan Bunz (16)
LILB 50 Riki Ellison (16)
RILB 64 Jack Reynolds (14)
ROLB 58 Keena Turner (16)
LCB 42 Ronnie Lott (8)/
29 Mario Clark (6)/
22 Dwight Hicks (1)/
49 Jeff Fuller (1)
RCB 21 Eric Wright (14)/
42 Ronnie Lott (2)
SS 27 Carlton Williamson (15)
FS 22 Dwight Hicks (15)/
42 Ronnie Lott (1)

1985

Offense

WR 87 Dwight Clark (14)
LT 77 Bubba Paris (16)
LG 68 John Ayers (16)
C 56 Fred Quillan (16)
RG 51 Randy Cross (14)
RT 71 Keith Fahnhorst (16)
TE 81 Russ Francis (15)
WR 88 Freddie Solomon (12)/
80 Jerry Rice (4)
QB 16 Joe Montana (15)
RB 26 Wendell Tyler (13)
RB 33 Roger Craig (15)

Defense

LE 72 Jeff Stover (11)/
75 John Harty (4)
NT 95 Michael Carter (9)/
78 Manu Tuiaosopo (7)
RE 76 Dwaine Board (16)
LOLB 90 Todd Shell (12)/
53 Milt McColl (4)
LILB 50 Riki Ellison (16)
RILB 99 Michael Walter (13)
ROLB 58 Keena Turner (16)
LCB 42 Ronnie Lott (10)/
22 Dwight Hicks (6)
RCB 21 Eric Wright (16)
SS 27 Carlton Williamson (16)
FS 22 Dwight Hicks (10)/
42 Ronnie Lott (6)

1986

Offense

WR 87 Dwight Clark (14)
LT 77 Bubba Paris (9)/
69 Bruce Collie (7)
LG 68 John Ayers (14)
C 56 Fred Quillan (16)
RG 51 Randy Cross (16)
RT 71 Keith Fahnhorst (16)
TE 81 Russ Francis (14)
WR 80 Jerry Rice (15)



QB 16 Joe Montana (8)/
9 Jeff Kemp (6)
RB 28 Joe Cribbs (10)
RB 33 Roger Craig (15)
Defense
LE 72 Jeff Stover (6)/
75 John Harty (5)/
78 Manu Tuaiasosopo (3)/
76 Dwaine Board (2)
NT 95 Michael Carter (13)/
78 Manu Tuaiasosopo (3)
RE 76 Dwaine Board (12)
LOLB 53 Milt McColl (16)
LILB 50 Riki Ellison (16)
RILB 55 Jim Fahnhorst (15)
ROLB 58 Keena Turner (16)
LCB 22 Tim McKyer (16)
RCB 29 Don Griffin (15)
SS 27 Carlton Williamson (16)
FS 42 Ronnie Lott (14)

1987

Offense
WR 85 Michael Wilson (8)/
87 Dwight Clark (3)/
82 John Taylor (2)
LT 77 Bubba Paris (10)
LG 61 Jesse Sapolu (9)/
62 Guy McIntyre (3)
C 51 Randy Cross (8)/
56 Fred Quillan (4)
RG 69 Bruce Collie (8)/
51 Randy Cross (4)
RT 79 Harris Barton (9)/
71 Keith Fahnhorst (3)
TE 81 Russ Francis (7)/
86 John Frank (5)
WR 80 Jerry Rice (11)
QB 16 Joe Montana (11)
RB 33 Roger Craig (9)/
28 Joe Cribbs (3)
RB 44 Tom Rathman (7)/
33 Roger Craig (5)

Defense
LE 67 Pete Kugler (7)/
72 Jeff Stover (5)
NT 95 Michael Carter (12)
RE 76 Dwaine Board (10)
LOLB 53 Milt McColl (11)
LILB 50 Riki Ellison (12)
RILB 99 Michael Walter (12)
ROLB 58 Keena Turner (10)/
90 Todd Shell (2)
LCB 22 Tim McKyer (10)/
29 Don Griffin (2)
RCB 29 Don Griffin (10)
SS 49 Jeff Fuller (10)
FS 42 Ronnie Lott (12)

1988

Offense
WR 85 Michael Wilson (10)/
81 Wes Chandler (4)/
82 John Taylor (2)
LT 74 Steve Wallace (16)
LG 61 Jesse Sapolu (16)
C 51 Randy Cross (16)
RG 62 Guy McIntyre (12)/

69 Bruce Collie (4)
RT 79 Harris Barton (15)
TE 89 Ron Heller (9)/
86 John Frank (6)
WR 80 Jerry Rice (16)
QB 16 Joe Montana (13)
RB 33 Roger Craig (15)
RB 44 Tom Rathman (16)

Defense
3-4 alignment
LE 91 Larry Roberts (14)
NT 95 Michael Carter (14)
RE 75 Kevin Fagan (13)
LOLB 94 Charles Haley (14)
LILB 50 Riki Ellison (12)
RILB 99 Michael Walter (14)
ROLB 58 Keena Turner (7)/
53 Bill Romanowski (7)
LCB 22 Tim McKyer (14)
RCB 21 Eric Wright (9)/
29 Don Griffin (5)
SS 49 Jeff Fuller (14)
FS 42 Ronnie Lott (12)

Defense
4-3 alignment—(Games 4, 14)
LE 91 Larry Roberts (2)
LT 95 Michael Carter (2)
RT 92 Kevin Lilly (1)/
67 Pete Kugler (1)
RE 96 Daniel Stubbs (1)/
75 Kevin Fagan (1)
ILB 58 Keena Turner (1)/
55 Jim Fahnhorst (1)
ILB 50 Riki Ellison (1)/
99 Michael Walter (1)
RLB 99 Michael Walter (1)/
53 Bill Romanowski (1)
LCB 22 Tim McKyer (2)
RCB 29 Don Griffin (1)/
21 Eric Wright (1)
SS 49 Jeff Fuller (2)
FS 46 Tom Holmoe (2)

1989

Offense
WR 82 John Taylor (15)/
85 Michael Wilson (1)
LT 77 Bubba Paris (16)
LG 62 Guy McIntyre (14)
C 61 Jesse Sapolu (16)
RG 69 Bruce Collie (14)
RT 79 Harris Barton (15)
TE 84 Brent Jones (16)
WR 80 Jerry Rice (16)
QB 16 Joe Montana (13)
RB 33 Roger Craig (16)
RB 44 Tom Rathman (16)

Defense
LE 78 Pierce Holt (10)/
91 Larry Roberts (5)/
NT 95 Michael Carter (8)/
67 Pete Kugler (5)
RE 75 Kevin Fagan (15)
LOLB 94 Charles Haley (16)
LILB 54 Matt Millen (9)/
55 Jim Fahnhorst (7)
RILB 99 Michael Walter (16)
ROLB 58 Keena Turner (12)/

53 Bill Romanowski (4)
LCB 26 Darryl Pollard (14)
RCB 29 Don Griffin (16)
SS 31 Chet Brooks (16)
FS 42 Ronnie Lott (9)/
49 Jeff Fuller (5)

1990

Offense
WR 82 John Taylor (14)
LT 77 Bubba Paris (16)
LG 62 Guy McIntyre (16)
C 61 Jesse Sapolu (16)
RG 79 Harris Barton (16)
RT 74 Steve Wallace (16)
TE 84 Brent Jones (16)
WR 80 Jerry Rice (16)
QB 16 Joe Montana (15)
RB 33 Roger Craig (12)/
35 Dexter Carter (4)
RB 44 Tom Rathman (16)

Defense
LE 78 Pierce Holt (16)
NT 95 Michael Carter (13)/
64 Jim Burt (3)
RE 75 Kevin Fagan (16)
LOLB 94 Charles Haley (16)
LILB 54 Matt Millen (16)
RILB 59 Keith DeLong (13)/
99 Michael Walter (3)
ROLB 53 Bill Romanowski (16)
LCB 26 Darryl Pollard (16)
RCB 29 Don Griffin (16)
SS 31 Chet Brooks (8)/
43 Dave Waymer (5)/
40 Johnnie Jackson (3)
FS 42 Ronnie Lott (9)/
43 Dave Waymer (6)

1991

Offense
WR 82 John Taylor (16)
LT 74 Steve Wallace (16)
LG 62 Guy McIntyre (16)
C 61 Jesse Sapolu (16)
RG 67 Roy Foster (16)
RT 79 Harris Barton (16)
TE 84 Brent Jones (9)/
81 Jamie Williams (7)
WR 80 Jerry Rice (16)
QB 8 Steve Young (10)/
13 Steve Bono (6)
RB 35 Dexter Carter (12)/
30 Keith Henderson (4)
RB 44 Tom Rathman (16)

Defense
LE 78 Pierce Holt (11)/
96 Dennis Brown (4)
NT 95 Michael Carter (13)
RE 91 Larry Roberts (9)/
75 Kevin Fagan (7)
LOLB 94 Charles Haley (14)
LILB 59 Keith DeLong (13)
RILB 99 Michael Walter (11)/
90 Darin Jordan (3)
ROLB 53 Bill Romanowski (14)
LCB 36 Merton Hanks (7)/
27 Mark Lee (4)/

45 Kevin Lewis (3)/
25 Eric Davis (2)
RCB 29 Don Griffin (16)
SS 43 Dave Waymer (15)
FS 22 Todd Bowles (14)

1992

Offense
WR 82 John Taylor (8)/
88 Mike Sherrard (8)
LT 74 Steve Wallace (16)
LG 62 Guy McIntyre (16)
C 61 Jesse Sapolu (16)
RG 67 Roy Foster (16)
RT 79 Harris Barton (14)
TE 84 Brent Jones (15)
WR 80 Jerry Rice (16)
QB 8 Steve Young (16)
RB 32 Ricky Watters (13)
RB 44 Tom Rathman (15)

Defense
LE 78 Pierce Holt (15)
NT 95 Michael Carter (11)/
97 Ted Washington (4)
RE 75 Kevin Fagan (11)/
96 Dennis Brown (3)/
97 Ted Washington (2)
LOLB 92 Tim Harris (14)
LILB 59 Keith DeLong (9)/
53 Bill Romanowski (3)/
99 Michael Walter (2)
RILB 99 Michael Walter (11)/
53 Bill Romanowski (2)
ROLB 53 Bill Romanowski (11)
LCB 25 Eric Davis (16)
RCB 29 Don Griffin (16)
SS 41 David Whitmore (11)/
31 Thane Gash (3)/
36 Merton Hanks (2)
FS 28 Dana Hall (15)/
40 Johnnie Jackson (1)

1993

Offense
WR 82 John Taylor (16)
LT 74 Steve Wallace (15)
LG 62 Guy McIntyre (16)
C 61 Jesse Sapolu (16)
RG 64 Ralph Tammm (16)
RT 79 Harris Barton (15)
TE 84 Brent Jones (16)
WR 80 Jerry Rice (16)
QB 8 Steve Young (16)
RB 32 Ricky Watters (13)
RB 43 Marc Logan (11)/
44 Tom Rathman (4)

Defense
3-4 alignment—(Games 1-5, 12)
LE 96 Dennis Brown (5)
NT 94 Dana Stubblefield (4)/
97 Ted Washington (2)
RE 97 Ted Washington (2)/
96 Dennis Brown* (1)/
95 Artie Smith (2)/
75 Kevin Fagan (1)
LOLB 58 Todd Kelly (5)/
72 Mark Thomas (1)
LILB 59 Keith DeLong (2)/

99 Mike Walter (3)/
36 Merton Hanks* (1)
RILB 53 Bill Romanowski (6)
ROLB 55 John Johnson (4)/
98 Antonio Goss (1)/
LCB 25 Eric Davis (6)
RCB 29 Don Griffin (4)/
26 Mike McCruider (2)
SS 46 Tim McDonald (6)
FS 28 Dana Hall (3)/
36 Merton Hanks (3)

*18-Oct—changed to 4-3 align-
ment—(Games 6-11, 13-16)*

LE 96 Dennis Brown (8)/
95 Artie Smith (1)/
92 Troy Wilson (1)
LT 94 Dana Stubblefield (9)/
97 Ted Washington (1)
RT 97 Ted Washington (7)/
96 Dennis Brown (2)/
95 Artie Smith (1)
RE 75 Kevin Fagan (6)/
95 Artie Smith (3)/
92 Troy Wilson (1)
LLB 55 John Johnson (4)/
53 Bill Romanowski (4)/
99 Mike Walter (1)/
59 Keith DeLong (1)
MLB 99 Mike Walter (6)/
53 Bill Romanowski (2)/
52 Larry Kelm (1)/
RLB 53 Bill Romanowski (5)/
55 John Johnson (3)/
LCB 25 Eric Davis (10)
RCB 29 Don Griffin (8)/
36 Merton Hanks (2)
SS 46 Tim McDonald (10)
FS 36 Merton Hanks (8)/
28 Dana Hall (2)

1994

Offense
WR 82 John Taylor (15)/
88 Nate Singleton (1)
LT 74 Steve Wallace (16)
LG 61 Jesse Sapolu (13)
C 66 Bart Oates (15)
RG 63 Derrick Deese (15)
RT 79 Harris Barton (9)/
65 Harry Boatswain (4)/
75 Frank Pollack (3)
TE 84 Brent Jones (15)
WR 80 Jerry Rice (16)
QB 8 Steve Young (16)
RB 32 Ricky Watters (16)
RB 40 William Floyd (11)/
43 Marc Logan (5)

Defense
LE 96 Dennis Brown (14)
LT 97 Bryant Young (16)
RT 94 Dana Stubblefield (14)
RE 57 Rickey Jackson (14)
LILB 54 Lee Woodall (13)
RILB 50 Gary Plummer (16)
ROLB 51 Ken Norton, Jr. (16)
LCB 25 Eric Davis (16)
RCB 21 Deion Sanders (12)/
36 Merton Hanks (4)



SS 46 Tim McDonald (16)
FS 36 Merton Hanks (11)/
28 Dana Hall (5)

1995

Offense
WR 82 John Taylor (12)/
LT 74 Steve Wallace (12)/
76 Kirk Scrafford (4)
LG 61 Jesse Sapolu (14)/
76 Kirk Scrafford (2)
C 66 Bart Oates (14)/
61 Jesse Sapolu (2)
RG 69 Rod Milstead (12)
RT 79 Harris Barton (12)/
76 Kirk Scrafford (4)
TE 84 Brent Jones (16)
61 Jesse Sapolu (2)
WR 80 Jerry Rice (16)
QB 8 Steve Young (11)/
18 Elvis Grbac (5)
RB 20 Derek Loville (16)
RB 40 William Floyd (8)/
27 Adam Walker (7)

Defense
LE 96 Dennis Brown (16)
LT 97 Bryant Young (12)
RT 94 Dana Stubblefield (16)
RE 57 Rickey Jackson (16)
LILB 54 Lee Woodall (16)
RILB 51 Ken Norton, Jr. (16)
ROLB 50 Gary Plummer (14)
LCB 25 Eric Davis (15)
RCB 23 Marquez Pope (16)
SS 46 Tim McDonald (16)
FS 36 Merton Hanks (16)

1996

Offense
WR 81 Terrell Owens (10)/
83 J.J. Stokes (6)
LT 74 Steve Wallace (16)
LG 65 Ray Brown (16)
C 61 Jesse Sapolu (16)
RG 67 Chris Dalman (16)
RT 79 Harris Barton (13)/
75 Frank Pollack (2)/
TE 84 Brent Jones (10)/
85 Ted Popson (6)
WR 80 Jerry Rice (16)
QB 8 Steve Young (13)/
18 Elvis Grbac (3)
RB 41 Terry Kirby (9)/
20 Derek Loville (7)
RB 40 William Floyd (9)/
44 Tommy Vardell (6)/
29 Anthony Lynn (1)

Defense
LE 92 Roy Barker (16)
LT 97 Bryant Young (16)
RT 94 Dana Stubblefield (16)
RE 56 Chris Doleman (16)
LILB 54 Lee Woodall (14)/
51 Ken Norton, Jr. (2)
RILB 51 Ken Norton, Jr. (13)/
ROLB 50 Gary Plummer (10)/
55 Kevin Mitchell (3)/
LCB 22 Tyrone Drakeford (16)
RCB 23 Marquez Pope (16)

SS 46 Tim McDonald (16)
FS 36 Merton Hanks (16)

1997

Offense
WR 83 J.J. Stokes (16)
LT 63 Derrick Deese (13)
LG 65 Ray Brown (16)
C 67 Chris Dalman (13)
RG 66 Kevin Gogan (16)
RT 76 Kirk Scrafford (16)
TE 84 Brent Jones (12)/
85 Greg Clark (4)
WR 81 Terrell Owens (15)/
80 Jerry Rice (1)
QB 8 Steve Young (15)
RB 20 Garrison Hearst (13)/
41 Terry Kirby (3)
RB 40 William Floyd (15)

Defense
LE 92 Roy Barker (14)
LT 97 Bryant Young (11)/
90 Junior Bryant (4)
RT 94 Dana Stubblefield (16)
RE 56 Chris Doleman (16)
LILB 54 Lee Woodall (16)
RILB 50 Gary Plummer (16)
ROLB 51 Ken Norton, Jr. (16)
LCB 26 Rod Woodson (14)
RCB 38 Darnell Walker (11)/
23 Marquez Pope (5)
SS 46 Tim McDonald (15)
FS 36 Merton Hanks (16)

1998

Offense
WR 83 J.J. Stokes (12)/
81 Terrell Owens (4)
LT 63 Derrick Deese (8)/
72 Jamie Brown (5)/
74 Dave Fiore (3)
LG 65 Ray Brown (16)
C 67 Chris Dalman (15)
RG 66 Kevin Gogan (16)
RT 63 Derrick Deese (8)/
76 Kirk Scrafford (8)
TE 85 Greg Clark (9)/
82 Irv Smith (7)
WR 80 Jerry Rice (16)
QB 8 Steve Young (15)
RB 20 Garrison Hearst (16)
RB 44 Marc Edwards (12)

Defense
LE 92 Roy Barker (16)
LT 97 Bryant Young (12)/
98 Gabe Wilkins (4)
RT 90 Junior Bryant (16)
RE 56 Chris Doleman (16)
LILB 54 Lee Woodall (15)
RILB 55 Winfred Tubbs (15)
ROLB 51 Ken Norton, Jr. (16)
LCB 38 Darnell Walker (10)/
43 Antonio Langham (6)
RCB 21 R.W. McQuarters (7)/
38 Darnell Walker (6)/
23 Marquez Pope (3)
SS 46 Tim McDonald (16)
FS 36 Merton Hanks (16)

1999

Offense
WR 81 Terrell Owens (12)/
83 J.J. Stokes (4)
LT 74 Dave Fiore (16)
LG 65 Ray Brown (16)
C 67 Chris Dalman (15)
RG 62 Jeremy Newberry (14)/
63 Derrick Deese (2)
RT 63 Derrick Deese (14)/
62 Jeremy Newberry (2)
TE 85 Greg Clark (11)
WR 80 Jerry Rice (16)
QB 5 Jeff Garcia (10)/
18 Steve Stenstrom (3)/
8 Steve Young (3)
RB 25 Charlie Garner (15)
RB 40 Fred Beasley (11)/
44 Tommy Vardell (4)

Defense
LE 96 Jeff Posey (6)/
90 Junior Bryant (5)/
95 Marvin Washington (5)
LT 97 Bryant Young (16)
RT 90 Junior Bryant (11)/
99 Brentson Buckner (5)
RE 98 Gabe Wilkins (15)
LILB 54 Lee Woodall (16)
RILB 55 Winfred Tubbs (15)
ROLB 51 Ken Norton, Jr. (16)
LCB 38 Darnell Walker (8)/
21 R.W. McQuarters (4)
RCB 35 Ramos McDonald (7)/
29 Mark McMillian (6)
SS 46 Tim McDonald (16)
FS 30 Lance Schulters (13)

2000

Offense
WR 81 Terrell Owens (13)
LT 63 Derrick Deese (13)
LG 65 Ray Brown (16)
C 62 Jeremy Newberry (16)
RG 74 Dave Fiore (15)
RT 78 Scott Gragg (16)
TE 85 Greg Clark (15)
WR 80 Jerry Rice (16)
QB 5 Jeff Garcia (16)
RB 25 Charlie Garner (15)
FB 40 Fred Beasley (15)

Defense
LE 94 Anthony Pleasant (16)
LT 97 Bryant Young (15)
RT 99 Brentson Buckner (16)
RE 95 John Engelberger (13)/
90 Junior Bryant (3)
LILB 96 Jeff Posey (9)/
98 Julian Peterson (7)
LILB 51 Ken Norton, Jr. (15)
RILB 55 Winfred Tubbs (14)/
LCB 29 Ahmed Plummer (14)
RCB 36 Jason Webster (11)
SS 30 Lance Schulters (8)/
28 John Keith (3)/
38 Ronnie Heard (3)
FS 23 Pierson Prioleau (5)/
31 Zack Bronson (6)
30 Lance Schulters (4)

2001

Offense
WR 81 Terrell Owens (16)
LT 63 Derrick Deese (16)
LG 65 Ray Brown (16)
C 62 Jeremy Newberry (15)
RG 74 Dave Fiore (16)
RT 78 Scott Gragg (16)
TE 82 Eric Johnson (14)
WR 83 J.J. Stokes (16)
QB 5 Jeff Garcia (16)
RB 20 Garrison Hearst (16)
FB 40 Fred Beasley (12)

Defense
LE 96 Andre Carter (15)
LT 97 Bryant Young (16)
RT 94 Dana Stubblefield (16)
RE 95 John Engelberger (14)
LILB 98 Julian Peterson (14)
LILB 50 Derek Smith (14)
RILB 53 Jeff Ulbrich (14)
LCB 29 Ahmed Plummer (15)
RCB 36 Jason Webster (16)
SS 30 Lance Schulters (16)
FS 31 Zack Bronson (16)

2002

Offense
WR 81 Terrell Owens (14)
LT 63 Derrick Deese (14)
LG 66 Eric Heitmann (12)/
74 Dave Fiore (3)
C 62 Jeremy Newberry (16)
RG 65 Ron Stone (15)
RT 78 Scott Gragg (16)
TE 82 Eric Johnson (10)/
88 Justin Swift (4)
WR 89 Tai Streets (14)/
83 J.J. Stokes (8)
QB 5 Jeff Garcia (16)
RB 20 Garrison Hearst (16)
FB 40 Fred Beasley (14)

Defense
LE 96 Andre Carter (16)
LT 97 Bryant Young (16)
RT 94 Dana Stubblefield (15)
RE 91 Chike Okeafor (16)
LILB 98 Julian Peterson (16)
LILB 50 Derek Smith (16)
RILB 53 Jeff Ulbrich (13)/
55 Jamie Winborn (3)
LCB 29 Ahmed Plummer (15)
RCB 36 Jason Webster (16)
SS 33 Tony Parrish (11)
FS 38 Ronnie Heard (6)/
31 Zack Bronson (5)/
33 Tony Parrish (5)

2003

Offense
WR 81 Terrell Owens (15)
LT 63 Derrick Deese (11)/
77 Kwame Harris (5)
LG 66 Eric Heitmann (8)/
69 Kyle Kosier (7)
C 62 Jeremy Newberry (16)
RG 65 Ron Stone (13)/
69 Kyle Kosier (2)

RT 78 Scott Gragg (14)/
69 Kyle Kosier (2)
TE 88 Jed Weaver (15)
WR 89 Tai Streets (16)
QB 5 Jeff Garcia (13)/
13 Tim Rattay (3)
RB 20 Garrison Hearst (12)/
32 Kevan Barlow (4)
FB 40 Fred Beasley (11)

Defense
LE 95 John Engelberger (15)
LT 97 Bryant Young (16)
RT 90 Travis Kirschke (15)
RE 96 Andre Carter (16)
LILB 98 Julian Peterson (16)
LILB 50 Derek Smith (16)
RILB 53 Jeff Ulbrich (15)
LCB 29 Ahmed Plummer (14)
RCB 24 Mike Rumph (13)
SS 33 Tony Parrish (16)
FS 31 Zack Bronson (12)

2004

Offense
WR 84 Cedrick Wilson (15)
LT 69 Kyle Kosier (9)/
77 Kwame Harris (7)
LG 66 Eric Heitmann (16)
C 52 Brock Gutierrez (15)
RG 65 Justin Smiley (9)/
69 Kyle Kosier (7)
RT 78 Scott Gragg (16)
TE 82 Eric Johnson (14)
WR 85 Brandon Lloyd (13)
QB 13 Tim Rattay (9)/
7 Ken Dorsey (7)
RB 32 Kevin Barlow (14)
FB 40 Fred Beasley (10)

Defense
LE 95 John Engelberger (15)
LT 91 Anthony Adams (12)
RT 97 Bryant Young (16)
RE 96 Andre Carter (6)/
94 Brandon Whiting (5)/
92 Tony Brown (4)
LILB 53 Jeff Ulbrich (14)
LILB 50 Derek Smith (14)
RILB 55 Jamie Winborn (10)
LCB 29 Ahmed Plummer (6)/
23 Jimmy Williams (6)
RCB 36 Shawntae Spencer (12)
SS 33 Tony Parrish (16)
FS 38 Ronnie Heard (14)

2005

Offense
WR 83 Arnaz Battle (8)/
84 Johnnie Morton (7)/
LT 68 Adam Snyder (7)/
67 Anthony Clement (6)/
75 Jonas Jennings (3)
LG 65 Justin Smiley (16)
C 52 Jeremy Newberry (10)/
66 Eric Heitmann (6)
RG 66 Eric Heitmann (10)/
64 David Baas (5)
RT 77 Kwame Harris (16)
TE 49 Terry Jones (5)/



47 Billy Bajema (5)
WR 85 Brandon Lloyd (15)
QB 11 Alex Smith (7)/
13 Tim Rattay (4)
RB 32 Kevin Barlow (12)
FB 40 Fred Beasley (7)

Defense

LE 97 Bryant Young (13)
NT 91 Anthony Adams (15)
RE 94 Marques Douglas (15)
LOLB 98 Julian Peterson (15)
LILB 56 Brandon Moore (8)/
50 Derek Smith (5)
RILB 50 Derek Smith (11)/
53 Jeff Ulbrich (5)
ROLB 96 Andre Carter (13)
LCB 26 Bruce Thornton (11)
RCB 36 Shawntae Spencer (14)
SS 33 Tony Parrish (9)/
38 Ben Emanuel (7)
FS 20 Mike Adams (9)

2006**Offense**

WR 83 Arnaz Battle (15)
LT 75 Jonas Jennings (13)
LG 71 Larry Allen (11)
C 66 Eric Heitmann (14)
RG 65 Justin Smiley (16)
RT 77 Kwame Harris (16)
TE 85 Vernon Davis (8)/
47 Billy Bajema (6)
WR 81 Antonio Bryant (11)
QB 11 Alex Smith (16)
RB 21 Frank Gore (16)
FB 40 Moran Norris (7)

Defense

LE 97 Bryant Young (16)
DT 93 Ron Fields (9)
DT 91 Anthony Adams (5)
DE 94 Marques Douglas (16)
RE 96 Melvin Oliver (14)
LB 56 Brandon Moore (11)
LB 50 Derek Smith (12)
LB 99 Manny Lawson (11)
LCB 36 Shawntae Spencer (13)

RCB 27 Walt Harris (15)
SS 26 Mark Roman (11)/
33 Tony Parrish (5)
FS 28 Keith Lewis (9)/
20 Mike Adams (8)

2007**Offense**

WR 83 Arnaz Battle (15)
LT 68 Adam Snyder (11)/
75 Jonas Jennings (5)
LG 71 Larry Allen (16)
C 66 Eric Heitmann (16)
RG 65 Justin Smiley (8)/
64 David Baas (8)
RT 74 Joe Staley (16)
TE 85 Vernon Davis (14)
WR 82 Darrell Jackson (15)
QB 11 Alex Smith (7)/
12 Trent Dilfer (6)
RB 21 Frank Gore (15)
FB 40 Moran Norris (5)

Defense

LE 97 Bryant Young (15)
DT 92 Aubrayo Franklin (13)/
90 Isaac Sopoaga (3)
DE 94 Marques Douglas (16)
LOLB 98 Parys Haralson (11)
LILB 50 Derek Smith (14)
RILB 52 Patrick Willis (16)
ROLB 95 Tully Banta-Cain (10)
LCB 22 Nate Clements (16)
RCB 27 Walt Harris (15)
SS 32 Michael Lewis (16)
FS 26 Mark Roman (16)

2008**Offense**

WR 82 Bryant Johnson (12)/
84 Josh Morgan (1)
LT 74 Joe Staley (16)
LG 68 Adam Snyder (7)/
64 David Baas (9)
C 66 Eric Heitmann (16)
RG 69 Tony Wragge (10)/
62 Chilo Rachal (6)

RT 65 Barry Sims (8)/
68 Adam Snyder (6)/
75 Jonas Jennings (2)
TE 85 Vernon Davis (16)
WR 88 Isaac Bruce (15)
QB 13 Shaun Hill (8)/
14 J.T. O'Sullivan (8)
RB 21 Frank Gore (15)

Defense

LE 91 Ray McDonald (8)
NT 92 Aubrayo Franklin (15)
DT 90 Isaac Sopoaga (15)
DE 94 Justin Smith (16)
OLB 98 Parys Haralson (10)
LILB 51 Takeo Spikes (13)/
53 Jeff Ulbrich (3)
RILB 52 Patrick Willis (16)
OLB 99 Manny Lawson (10)
LCB 22 Nate Clements (15)
RCB 27 Walt Harris (16)
SS 32 Michael Lewis (16)
FS 26 Mark Roman (16)

2009**Offense**

WR 84 Josh Morgan (15)
LT 74 Joe Staley (9)
65 Barry Sims (7)
LG 64 David Baas (16)
C 66 Eric Heitmann (16)
RG 62 Chilo Rachal (15)
68 Adam Snyder (1)
RT 68 Adam Snyder (15)
77 Tony Pashos (1)
TE 85 Vernon Davis (16)
46 Delanie Walker (8)
WR 15 Michael Crabtree (11)
88 Isaac Bruce (7)
QB 11 Alex Smith (10)
13 Shaun Hill (6)
RB 21 Frank Gore (14)
29 Glen Coffee (2)
FB 44 Moran Norris (7)

Defense

DT 90 Isaac Sopoaga (16)
NT 92 Aubrayo Franklin (16)

DT 94 Justin Smith (16)
SAM 99 Manny Lawson (16)
TED 51 Takeo Spikes (15)
57 Matt Wilhelm (1)
MIKE 52 Patrick Willis (16)
WILL 98 Parys Haralson (16)
LCB 22 Nate Clements (6)
31 Dre' Bly (6)
25 Tarell Brown (4)
RCB 36 Shawntae Spencer (16)
SS 32 Michael Lewis (15)
26 Mark Roman (1)
FS 38 Dashon Goldson (16)

2010**Offense**

WR 84 Josh Morgan (11)
LT 74 Joe Staley (9)
65 Barry Sims (7)
LG 77 Mike Iupati (16)
C 64 David Baas (16)
RG 62 Chilo Rachal (14)
68 Adam Snyder (2)
RT 76 Anthony Davis (16)
TE 85 Vernon Davis (16)
TE 46 Delanie Walker (8)
TE 82 Nate Byham (3)
WR 15 Michael Crabtree (15)
QB 11 Alex Smith (10)
1 Troy Smith (6)
RB 21 Frank Gore (11)
20 Brian Westbrook (5)
FB 44 Moran Norris (11)

Defense

DT 90 Isaac Sopoaga (16)
NT 92 Aubrayo Franklin (16)
DT 94 Justin Smith (16)
SAM 99 Manny Lawson (16)
TED 51 Takeo Spikes (16)
MIKE 52 Patrick Willis (15)
53 NaVorro Bowman (1)
WILL 98 Parys Haralson (15)
55 Ahmad Brooks (1)
LCB 36 Shawntae Spencer (16)
RCB 22 Nate Clements (16)
SS 30 Reggie Smith (7)

23 Taylor Mays (6)
32 Michael Lewis (3)
FS 38 Dashon Goldson (16)

2011**Offense**

WR 15 Michael Crabtree (14)
17 Braylon Edwards (5)
18 Brett Swain (1)
LT 74 Joe Staley (16)
LG 77 Mike Iupati (16)
C 59 Jonathan Goodwin (16)
RG 68 Adam Snyder (13)
62 Chilo Rachal (3)
RT 76 Anthony Davis (16)
TE 85 Vernon Davis (16)
TE 46 Delanie Walker (7)
TE 81 Justin Peelle (2)
WR 15 Joshua Morgan (5)
19 Ted Ginn Jr. (3)
10 Kyle Williams (1)
QB 11 Alex Smith (16)
RB 21 Frank Gore (15)
32 Kendall Hunter (1)
FB 49 Bruce Miller (8)
44 Moran Norris (2)

Defense

DT 91 Ray McDonald (15)
95 Ricky Jean Francois (1)
NT 90 Isaac Sopoaga (15)
95 Ricky Jean Francois (1)
DT 94 Justin Smith (16)
OLB 55 Ahmad Brooks (16)
ILB 53 NaVorro Bowman (16)
ILB 52 Patrick Willis (13)
54 Larry Grant (3)
OLB 98 Parys Haralson (16)
LCB 22 Carlos Rogers (16)
RCB 25 Tarell Brown (16)
SS 31 Donte Whitner (15)
20 Madiou Williams (1)
FS 38 Dashon Goldson (14)
20 Madiou Williams (2)



HISTORICAL HIGHLIGHTS

1949

December 10, the NFL and AAFC announced that the two leagues will merge. The NFL agrees to adopt Baltimore, Cleveland and San Francisco as new franchises.

1950

The 49ers struggled in their NFL debut, winning only three games. A rival coach described them as “not big enough or tough enough.”

1951

In an amazing reversal of form sparked by a great rookie group, the 49ers were in the race until the season’s final day and finished only a half game off the top. Led by LB Hardy Brown and his famed shoulder tackle, the club had one of the toughest defensive units in the League. QB Y.A. Tittle and E Billy Wilson began their great 49er careers.

1952

After a blazing start, the 49ers slumped in mid-season. HB Hugh “The King” McElhenny came off the University of Washington campus to become the NFL PLAYER OF THE YEAR and the most feared runner in football.

1953

The 49ers had their best NFL showing posting a 9–3 record, normally good enough for a championship. Detroit, however, was 10–2. Two of San Francisco’s losses came with QB Y.A. Tittle sidelined because of a severe facial injury. The three defeats were by a total of nine points. FB Joe “The Jet” Perry became one of the few players in pro history to gain more than 1,000 yards in a single season. E Gordy Soltau was the league’s top scorer for the second straight year.

1954

The 49ers jumped out to a blazing start, posting a 4–0–1 record through the season’s first five games. However the early momentum was slowed by injuries to three key members of the legendary “Million Dollar Backfield.” QB Y.A. Tittle, HB Hugh McElhenny and FB Joe Perry all missed action with different injuries, but Perry returned to become the first player to record 1,000 yards rushing in consecutive seasons.

1955

With HB Hugh McElhenny hobbled by a foot injury, the 49ers had their second-worst season in history under Norman P. Strader, who succeeded Buck Shaw as head coach.

1956

In head coach Frankie Albert’s first year at the helm, the 49ers were in last place at mid-season with a 1–6 record. They went 4–0–1 in their last five games for a brilliant stretch drive.

1957

This undoubtedly was one of the most emotional and dramatic seasons in 49ers history. Every game was a cliffhanger and the Alley Oop pass from QB Y.A. Tittle to rookie HB R.C. Owens became a household byword. Emotions reached a peak when the beloved Tony Morabito collapsed and died of a heart attack at the Chicago Bears game on Oct. 27. Trailing 17–7, the 49ers fought back for a great victory, 21–17. The magnificent E Billy Wilson caught a pass from Tittle for the winning touchdown in the fourth quarter. Tied with Detroit at 8–4 when the season ended, the 49ers lost the playoff game, 31–27, after holding a 27–7 lead in the third quarter.

1958

An up-and-down season finished on a high note with victories over Green Bay and Baltimore. The 6–6 record, however, was blackened by the 33–3 and 56–7 lacerations at the hands of the Los Angeles Rams. Head coach Frankie Albert resigned at the end of the year.

1959

With Howard W. “Red” Hickey in charge, the 49ers were in contention all the way and QB John Brodie came into his own at quarterback when he led the team to a 21–20 upset of Cleveland. HB J.D. Smith, a converted defensive back, became the second 49er to accumulate more than 1,000 yards rushing.

1960

Howard W. “Red” Hickey saved a seemingly hopeless season when he installed his shotgun attack and the club captured four of its last five games, including a 30–22 upset of Baltimore.

1961

The success of Howard W. Hickey’s shotgun amazed the football world, especially in a 49–0 victory over Detroit. QB Billy Kilmer, a passing–running rookie from UCLA, was made to order for the new offense. When the shotgun stopped, QB John Brodie took over again in the T formation and had the finest season in 49ers QB annals. Indicating the evenness of NFL competition, the 49ers were playing for a second-place tie, plus a trip to the Runner–up Bowl at Miami, or a fifth–place position on the last day of the season. The Colts again won by three points, but 1961 will remain as one of the most exciting and interesting years in 49ers history.

1962

For the first time since 1956, the 49ers finished a frustrating season with more defeats than victories. In so doing, the honored adage of “it’s easier to win at home than on the road,” proved false—the 49ers won only one of seven at Kezar Stadium, but captured five of seven road contests.

1963 – A multitude of injuries to key personnel started the 49ers off to a disappointing 2–12 season. One of the victories, however, was a 20–14 upset of ultimate world champion Chicago, the only league defeat suffered by the Bears all season.

1964

Club Chief Executive Victor P. Morabito died of a heart attack in May. Injuries to key personnel prevented the 49ers from gaining enough offensive momentum to forge a winning season despite having one of the toughest defensive units in the league. Outstanding rookie performances by E Dave Parks, QB George Mira and LB Dave Wilcox also took some of the sting from the 4–10 record.

1965

Outstanding offensive performances enabled the 49ers to jump from the bottom to fourth place in the Western Division as the team led the NFL in both scoring and total offense. QB John Brodie was the most productive passer in the NFL, E Dave Parks led the league in receiving and rookie FB Ken Willard and veteran HB John David Crow, acquired in an off-season trade, led a strong ground game. The 7–6–1 record included a season–opening 52–24 victory over the Chicago Bears, marking the most points scored by the 49ers in NFL play.

1966

After a somewhat slow start, the 49ers got in gear just before the midway point and became one of only two teams to beat the eventual world champion Green Bay Packers. After that, they finished with a respectable 6–6–2 record and were in the battle for second place in the Western Division until the final league game. G John Thomas and E Dave Parks were All–Pro, and they joined G Howard Mudd, C Bruce Bosley, FB Ken Willard and LB Dave Wilcox in the Pro Bowl.

1967

An auspicious start (5–1) disintegrated into disappointment for the 49ers as injuries took a heavy toll and a six–game losing streak took them out of the running. QB George Mira came off the bench to lead the squad to two season–ending victories and salvage a 7–7 record. There were bright spots, however, as QB John Brodie and the 49ers were the only team to beat the power–laden Rams in a league game. G Bruce Bosley played in the Pro Bowl for the second straight season.

1968

Under new coach Dick Nolan, the 49ers posted a 7–6–1 record. The season turned on key wins over the New York Giants, 26–10, and Green Bay, 27–20. Brilliant performances by QB John Brodie, WR Clifton McNeil and RB Ken Willard led a prolific offense, while DT Charlie Krueger, LB Dave Wilcox and DB Kermit Alexander sparked a revitalized defense. McNeil and G Howard Mudd were chosen All–NFL and were joined by Wilcox, Willard and Alexander in the Pro Bowl.

1969

Beset by injuries that nearly decimated the defensive unit, the 49ers struggled through the early part of the season. They went winless in their first five games before beating Baltimore, the first time they had



beaten the Colts in 13 previous games. The 49ers finished 4–8–2 and five players—HB Jimmy Johnson, LB Dave Wilcox, G Elmer Collett, RB Ken Willard and rookie WR Gene Washington—were selected to the Pro Bowl. Johnson was also All–Pro and winner of the Len Eshmont Award.

1970

This was the greatest year since the club became a member of the NFL in 1950. The team recorded a 10–3 record and captured the Western Division (NFC) Championship. QB John Brodie was the NFL's Player of the Year, CB Bruce Taylor was NFC Rookie of the Year and Coach Dick Nolan was a near–unanimous choice as NFC Coach of the Year. Brodie, WR Gene Washington, LB Dave Wilcox and HB Jimmy Johnson were All–Pro and joined T Len Rohde in the Pro Bowl.

1971

The 49ers forged a 9–5–0 record and won their second consecutive NFC Western Division title, clinching the crown on the final day by beating Detroit, 31–27, the identical score by which the Lions had knocked the 49ers out of championship play in 1957. The season also was the club's first in its plush new home, Candlestick Park. C Forrest Blue, LB Dave Wilcox and CB Jimmy Johnson were All–Pro and joined in the Pro Bowl by TE Ted Kwalick, WR Gene Washington, RB Vic Washington, DE Cedrick Hardman and CB Bruce Taylor.

1972

Early–season inconsistency, compounded by an injury to QB John Brodie in the fifth game of the season, cast appall on the 49ers prospects for a third–straight NFC Western Division title, but QB Steve Spurrier stepped in for Brodie and turned things around with a brilliant, poised performance. In the final quarter of the final game against Minnesota, the recovered Brodie relieved Spurrier and threw two TD passes in a 20–17 win over the Vikings. The victory clinched divisional title number three, but Spurrier's nine–game contribution was the key. C Forrest Blue, DB Jimmy Johnson, TE Ted Kwalick, WR Gene Washington and LB Dave Wilcox were All–Pro selections.

1973

In what was both a disappointing and significant year, the 49ers were 5–9 after tackling the NFL's toughest schedule, a rash of key injuries and an unsettled quarterback situation. It also marked the end of the brilliant careers of QB John Brodie and DT Charlie Krueger, both of whom retired at year's end. C Forrest Blue and LB Dave Wilcox were voted All–Pro and joined in the Pro Bowl by TE Ted Kwalick, G Woody Peoples and P Tom Wittum.

1974

The 49ers used five different quarterbacks after an injury to starter QB Steve Spurrier, a week before the season opened, sidelined him for most of the year. After winning the first two games, the club lost a team–record seven straight and then closed with a rush, winning four of its last five to finish the season 6–8. RB Wilbur Jackson was named The Sporting News ROOKIE OF THE YEAR and was named to the NFL All–Rookie team along with QB Tom Owen and

DB Mike Holmes. C Forrest Blue and P Tom Wittum were All–NFC and selected for the Pro Bowl along with HB Jimmy Johnson. A knee injury forced perennial All–Pro LB Dave Wilcox to retire after a brilliant 11–year career with the 49ers.

1975

A strong defensive performance throughout the season couldn't offset an erratic offense troubled by an unsettled quarterback situation and a rebuilding of–fensive line. The high point of the 5–9 season was a 24–23 win over Los Angeles to end a 10–game losing streak to the Rams. At season's end, DE Cedrick Hardman was the club's first ever two–time Len Eshmont Award winner.

1976

A turnaround year for the 49ers as the team, under coach Monte Clark, posted an 8–6 record, their first winning season since 1972. With new QB Jim Plunkett at the controls, the 49ers got off to their best start ever (6–1), before hitting a mid–season four–game losing streak knocking the club out of playoff contention. The season saw the emergence of a powerful defensive unit that led the league in quarterback sacks with 61. RB Delvin Williams set a 49ers single–season rushing record with 1,203 yards. DE Tommy Hart was named All–Pro and played in the Pro Bowl along with Williams, DE Cleveland Elam and LB Dave Washington. C Randy Cross was an All–Rookie team selection. Hart became a two–time winner of the Len Eshmont Award and CB Jimmy Johnson retired after a brilliant 16–year career with the 49ers.

1977

In the 32nd year of their existence, the 49ers began a new era. On March 31, 1977, the club became the property of Edward J. DeBartolo Jr. and came under the guidance of Joe Thomas as general manager. The changeover was made more dramatic because the San Francisco 49ers were one of the few NFL franchises which had never previously changed ownership or location. On the field, under Coach Ken Meyer, the 49ers ran hot and cold. The club lost its first five games, then won five of the next six before dropping the final three contests to finish 5–9. SS Mel Phillips was named winner of the coveted Len Eshmont Award. DE Cleveland Elam was selected All–Pro and played for the NFC in the Pro Bowl.

1978

The 49ers suffered through their longest season as the club fell to 2–14 and three coaches were hired and fired in less than 12 months. First Head Coach Pete McCulley departed after nine games with a 1–8 record, and his replacement, Fred O'Connor, was let go at the end of the year as the team won just one of its final seven contests. Bill Walsh was hired as the new coach and general manager. RB Paul Hofer, who replaced RB O.J. Simpson when the newly–acquired star went to the sidelines for the year with a shoulder injury, was named recipient of the Len Eshmont award.

1979

The 49ers suffered through their second consecutive 2–14 season, but there were several indications of improvement. San Francisco went from virtually the worst–ranked offensive team in the league in '78 to one of the most productive in '79, ranking first in passing offense in the NFC and sixth in total offense in the NFL. RB Paul Hofer again was the Len Eshmont Award recipient and individual leader, racking up 615 yards rushing and an additional 662 yards receiving on 58 catches in only seven starts. QB Steve DeBerg broke Fran Tarkenton's NFL record for completions by connecting on 347 passes. K Ray Wersching set a club record with an 83.3 field goal percentage and also led the league with that mark. RB O.J. Simpson retired from the 49ers and the NFL, finishing as the second leading rusher of all time with 11,236 yards.

1980

In their second season of the Bill Walsh era, the 49ers showed gradual improvement in their rebuilding program. A three–game winning streak to open the season, combined with a three–game victory string from Week 12 through Week 14, enabled the Niners to post a 6–10 season, tripling the number of victories from each of the previous two 2–14 campaigns. Week 14 was a day when the 49ers made NFL history. That December 7 at Candlestick Park, the 49ers overcame a 35–7 halftime deficit against the New Orleans Saints to win in overtime, 38–35. The 28–point comeback was the biggest comeback in NFL history. E Jim Stuckey and P Jim Miller were named to All–Rookie teams, while another rookie, FB Earl Cooper, led the NFC in receptions with 83, the most catches ever by an NFL rookie. WR Dwight Clark caught 82 passes to break the team wide receiver mark, and QB Joe Montana set the club passing percentage record at 64.5 with 176 completions in 273 attempts.

1981

It was a year of firsts and bests for the 49ers in 1981. In his third season as head coach and general manager, Bill Walsh guided San Francisco to a 16–3 record (best record in the league that year), the NFC Western Division title (first since '72), the NFC Championship crown (first ever for the 49ers) and the World Championship/Super Bowl XVI win (first ever for the 49ers). Walsh earned every possible NFC Coach of the Year award and all seven NFL Coach of the Year honors, while six 49ers were named to the Pro Bowl—WR Dwight Clark, C Randy Cross, QB Joe Montana, DE Fred Dean, S Ronnie Lott and S Dwight Hicks. Three San Francisco players were selected to All–Pro teams as recognized by the NFL—Cross, Lott and Dean. Montana, who led the NFC in passing in '81, was named MVP of Super Bowl XVI (for leading his team to a 26–21 win over the Cincinnati Bengals of the AFC). Dean was picked UPI NFL Defensive Player of the Year, NFL Outstanding Defensive Lineman of the Year (NFL Players Association) and NFC Defensive Player of the Year (Kansas City Committee of the 101). San Francisco opened and closed the season in Pontiac, MI in drastically different styles. The 49ers lost two of their first three games of 1981, including the season opener on the road against Detroit, then ran off seven wins—before a loss to Cleveland 15–12—and ran off eight more wins (including playoffs, the NFC Champion–



ship and Super Bowl XVI). The 49ers won 15 of their last 16 games, beat five opponents twice—including all three postseason foes—and became the first team since Chicago in 1945–47 to go from the worst NFL record (2–14 in 1979) to the league's best (13–3 in '81) in just three seasons. All this happened with three rookies (S Carlton Williamson, CB Eric Wright and Lott) starting in the defensive secondary. Those three rookies, along with Montana, Clark, Cross, WR Freddie Solomon and Hicks, combined with “old veterans” Dean and LB Jack “Hacksaw” Reynolds, formed a nucleus of world championship vintage.

1982

As defending world champions, the San Francisco 49ers did not enjoy the 1982 season, but then not many NFL fans, coaches and players throughout the league did either (except maybe in Washington, where the Redskins were Super Bowl XVII champs). The Niners fell to 3–6 and missed out on the playoffs. In the strike-shortened season, San Francisco went winless at home (0–5) but did manage a 3–1 road record (the Niners were 0–2 prior to the 57-day players' strike and 3–4 following it). WR Dwight Clark had an outstanding season, leading the NFL with 60 receptions and being named consensus All-Pro and NFL Player of the Year by Sports Illustrated. LB Keena Turner (second-team All-Pro), S Ronnie Lott (Pro Bowl), C Randy Cross (Pro Bowl), S Dwight Hicks (Pro Bowl), T Keith Fahnhorst and QB Joe Montana (NFL record for five straight 300-yard passing games) were bright spots in an otherwise disappointing season.

1983

For the second time in three seasons, San Francisco played in the NFC Championship Game. The '83 49ers were 10–6 (third best regular season victory total in club history) and NFC Western Division Champions (fifth time since 1970, second time since 1981). In the playoffs, San Francisco squeezed past Detroit, 24–23, but lost to Washington, 24–21, in the NFC Championship contest. Individual standouts included QB Joe Montana (the league's No. 1 all-time QB entering the 1984 season), S Ronnie Lott (making his third Pro Bowl appearance in as many years), DE Fred Dean (leading the NFC in sacks with 17.5), DE Dwaine Board (second in sacks with 13), CB Eric Wright (team leader in interceptions with seven, two for scores), WR Dwight Clark (team leader with 70 receptions and eight TDs), WR Freddie Solomon (club record 21.4 yards per catch), K Ray Wersching (team-record 126 points, including a perfect 51-of-51 PATs), offensive linemen C Randy Cross, T Keith Fahnhorst and G John Ayers, RB Roger Craig (752 yards rushing, 427 receiving), RB Wendell Tyler (856 rushing yards, 285 receiving) and NFL All-Rookie team pick LB Riki Ellison.

1984

The 49ers experienced the most successful regular season in NFL history by winning a league record 15 games, including all eight road contests—setting yet another NFL standard. The Niners broke 14 team records in '84, while becoming the first NFC team to sweep all of its conference games, and the first NFC West unit to win all contests within the division. Led by RB Roger Craig and QB Joe Montana, San Francisco capped the year by routing the Miami

Dolphins in Super Bowl XIX, 38–16. The win was the 18th victory of the '84 campaign, establishing an NFL standard for wins in a single season (including playoffs). San Francisco scored a then team-record 475 points. The 49ers defense was the stingiest in the NFL in '84, allowing a league-low 227 points scored. Honors were numerous, including Pro Bowl recognition for 10 of Bill Walsh's charges—Montana, RB Wendell Tyler, T Keith Fahnhorst, C Randy Cross and C Fred Quillan on offense and S Dwight Hicks, S Ronnie Lott, S Carlton Williamson and CB Eric Wright (the entire Niners secondary), and LB Keena Turner on defense.

1985

At 10–6, San Francisco qualified for postseason play for the fourth time since 1981. Offensively, RB Roger Craig and WR Jerry Rice emerged as potent weapons in the attack. Craig became the first NFL player to surpass 1,000 yards rushing and receiving in the same season. Rice was named NFC ROOKIE OF THE YEAR and set the team record for first-year players with 927 receiving yards. The defense experienced the influx of four new starters in '85 (NT Michael Carter, LB Todd Shell, LB Michael Walter and DE John Harty). Carter won a berth on the Pro Bowl team, as did DBs Eric Wright and Carlton Williamson.

1986

The 49ers captured their fourth NFC Western Division title since 1981. Offensively, the team was led by All-Pro wide receiver WR Jerry Rice, who paced the NFL with 1,570 receiving yards and 15 touchdowns. Those marks established club standards in addition to Rice's team-record 16 total scores. The defense managed 49 takeaways, tying the Kansas City Chiefs for NFL leadership. San Francisco's 39 interceptions and 578 return yards set team records, while five scores on interceptions returns tied another club mark. S Ronnie Lott tied HB Dave Baker's 1960 team record with 10 interceptions. The output by young players was vital due to major injuries suffered by many starting veterans. San Francisco made 20 roster moves during the season, shuffling players in and out of action. QB Joe Montana missed Weeks 2–9 due to back surgery, while backup signal-caller Jeff Kemp did not play Weeks 8–11 due to a hip injury.

1987

The San Francisco 49ers marched to an NFL regular season best 13–2 record. It marked a league-leading third time in the decade of the '80s that the team either tied or posted the best win-loss percentage during the regular season. San Francisco led the NFL with 5,987 total yards and was best among league defenders allowing 4,095 total yards. It was the first time in Niners history that the team led the league in fewest total yards allowed. WR Jerry Rice set NFL records with 22 receiving touchdowns and scoring receptions in 13 consecutive games. The durable wide out received postseason Most Valuable Player awards from nearly every news agency and sports publication. QB Joe Montana won the first NFL passing title of his nine-year career and set a team record with 31 touchdown passes. S Ronnie Lott, Montana and Rice were joined by NT Michael Carter and RB Roger Craig on the NFC squad in the 1988 Pro Bowl.

1988

The 49ers climaxed their 1988 season in thrilling fashion with a dramatic touchdown drive in the waning seconds of Super Bowl XXIII. QB Joe Montana's 10-yard scoring toss to WR John Taylor with 34 seconds remaining in the contest gave the Niners their third Super Bowl win of the decade and the rights to the title “Team of the 1980s.” The world championship game against the Cincinnati Bengals was a microcosm of the entire '88 campaign. San Francisco opened the year strong with a 5–2 record, but by Week 12 were 6–5, two games out of first place with only five contests to play. That week's victory over Washington launched a four-game winning streak that resulted in the Niners moving up from third to first place in the NFC West standings and earning a third consecutive NFC Western Division title. As the season ended RB Roger Craig broke the team's single season rushing record (finishing with 1,502 yards) and K Mike Cofer established new Niners single-season standards for field goals attempted (38) and made (27). WR Jerry Rice went on a playoff tear that included: an NFL postseason record-tying three touchdown receptions against Minnesota, the Montana-to-Rice battery hooked-up on first half touchdowns of 61 and 27 yards at Chicago, and concluded with a Super Bowl XXIII MVP performance of 11 receptions for a Super Bowl record 215 yards and a touchdown. Defenders S Ronnie Lott, DE Charles Haley, NT Michael Carter, along with Rice, Taylor and Craig, were selected to the Pro Bowl.

1989

George Seifert was named head coach of the San Francisco 49ers just four days after the team had won its third World Championship under retiring head man Bill Walsh. Seifert's quest for the title was tested early and often as the 49ers endured nail-biting wins at Indianapolis (30–24) and Tampa Bay (20–16) to open the season. QB Joe Montana threw for 428 yards and five touchdowns, including a team-record four TD tosses in the fourth quarter resulting in a 10-point victory (38–28) in Philadelphia. Under first-year offensive coordinator Mike Holmgren, the Niners accumulated more yardage than any other NFL team. WRs Jerry Rice and John Taylor, RB Roger Craig, G Guy McIntyre and QB Joe Montana were 1990 Pro Bowl participants. Rice's 1,483 receiving yards paced the league. Craig exceeded 1,000 yards rushing for the second consecutive season and running mate FB Tom Rathman led NFC running backs with 73 receptions. Montana had the best season of his career. A consensus Player of the Year, Montana's 112.4 quarterback rating set a then NFL single-season record. Montana was selected by his teammates as the '89 recipient of the Len Eshmont Award. Fueled by Rice's 72-yard first quarter catch-and-run for a score, the 49ers exploded for 27 first half points and cruised to a 41–13 victory against Minnesota in their opening '89 playoff contest. The 49ers faced Los Angeles in the NFC Championship Game. The Niners started slowly, however. Two long, second-quarter scoring drives and a touchdown set up by an interception gave San Francisco a 21–3 lead at intermission. Cofer's three field goals cushioned San Francisco's lead as the team advanced to Super Bowl XXIV with a satisfying 30–3 win. The 49ers displayed optimal performance at the highest level of



competition while securing their second consecutive World Championship. The resounding 55–10 defeat of the Denver Broncos in Super Bowl XXIV was a convergence of talent and technique, planning and purpose. San Francisco tied or set nearly 40 Super Bowl records and Montana was honored with the game's MVP award for an unprecedented third time.

1990

The Niners finished the season with an NFL–best 14–2 mark and came within four seconds (in a 15–13 loss to the NY Giants) of earning their third consecutive trip to the Super Bowl. In addition to recording the NFL's best win–loss mark for the second straight season, the 49ers captured the NFC Western Division title for the fifth consecutive year and the eighth time since 1981 ('81, 1983–84, 1986–90). San Francisco claimed its 11th Division crown since the NFL/AFL merger of 1970, more than any NFC Western Division opponent (the Rams were second with eight), and second most in NFL history (behind Miami's 13 AFC East titles). San Francisco opened the 1990 season with a team–record 10 consecutive victories. The 49ers also posted an 8–0 mark on the road, giving them the longest road winning streak in league history (19 games, including postseason) heading into '91. QB Joe Montana and WR Jerry Rice again formed one of the most prolific aerial combinations in pro football. Montana, who was named 1990 Sportsman of the Year by Sports Illustrated, finished his 12th NFL season by throwing for a then team–record 3,944 yards. He also tossed 26 touchdown passes (second in the NFC) and finished as the third highest rated quarterback in the conference. On the receiving end of many of those Montana passes was Rice, who became only the fourth player in league history to reach the century mark in receptions for a single season. Rice hauled in 100 passes for 1,502 yards and 13 TDs, and earned his fifth consecutive trip to the Pro Bowl. In one of the most memorable performances of the season (if not team history), Rice tied an NFL record with five TD receptions in a 45–35 victory at Atlanta, October 14. The defensive side of the ball was led by LB–DE Charles Haley's 58 tackles and an NFC–high 16 sacks. For his efforts, the fourth–year player from James Madison University was named as a starter in the 1991 Pro Bowl. LB Bill Romanowski led the team in tackles with 79, while CB Darryl Pollard registered 74, including a team–high 72 solo stops. A number of team career records fell by the wayside in '90. Montana slipped past QB John Brodie to take over the career passing lead (34,998 yards), while RB Roger Craig became the all–time team record holder in career receptions with 508, moving ahead of WR Dwight Clark's total of 506. The 49ers placed five players on the 1991 NFC Pro Bowl squad, four as starters. Representing the 49ers were Haley, Rice, S Ronnie Lott and G Guy McIntyre, while Montana, selected as a starter, was unable to participate because of a finger injury suffered in the NFC Championship Game.

1991

It was a classic case of "too little...too late" for the San Francisco 49ers in 1991. After losing six of their first 10 games by a total of 26 points, the Niners won their remaining six contests (by a total of 95 points) but missed the playoffs for the first time since 1982. The 49ers finished the 1991 campaign in impres-

sive fashion during that final six–game span, with a margin of victory that averaged almost 16 points. During that final six–game span, the Niners defeated three playoff teams (New Orleans, Kansas City and Chicago) while averaging 31.5 points per game in the process. WR Jerry Rice continued to register his place in club and league history taking over the club's career receiving record with 525 catches. Rice finished third in the NFC with 80 receptions and 1,206 yards, surpassing 1,000 receiving yards for a club–record sixth consecutive season, and he led the NFL with 14 TD receptions. QB Steve Young won the NFL passing title, despite missing six games due to a knee injury. Young, who passed for 2,517 yards and 17 TDs, finished with a 101.8 rating, besting Washington's Mark Rypien (97.9) for the title. When Young was injured at Atlanta November 3, QB Steve Bono (1,617 yards, 11 TDs) came off the bench to rally the team to five consecutive victories. On the defensive side of the ball, S Dave Waymer finished as the leader in total tackles (86), solo tackles (77), interceptions (4), interception return yards (78) and passes defended (16) and tied CB Kevin Lewis for the lead in forced fumbles (3). LB–DE Charles Haley and DE Larry Roberts each posted seven sacks, while CB Don Griffin's 99–yard fumble return against the Bears set a team record and was the third longest return in league history. San Francisco placed three players on the 1992 NFC Pro Bowl squad, two as starters, as Rice, Guy McIntyre and Haley were all selected (Rice and McIntyre as starters). It was the sixth time in Rice's seven–year career that he was selected to play on the islands. McIntyre and Haley were each selected for the third time.

1992

The San Francisco 49ers continued their winning tradition as they once again posted the NFL's best regular season record (14–2), while winning their sixth NFC Western Division title in seven years, and advancing to the NFC Championship Game for the second time in three seasons. In the NFC Divisional Playoffs, the 49ers defeated defending Super Bowl Champion Washington (20–13). However, San Francisco fell to Dallas, 30–20, in the NFC Championship Game at Candlestick Park the following week. WR Jerry Rice continued to etch his name in football history, becoming the NFL's all–time touchdown reception leader with 103. He tied Steve Largent's mark of 100 in Week 13 against the Philadelphia Eagles (11–29), then broke the record the following week vs. the Miami Dolphins (12–6). QB Steve Young, who harvested a total of 34 awards, including the NFL'S Most Valuable Player Award, won the NFL passing title for the second straight year, finishing an amazing 16.3 points ahead of his closest competitor. Young, who passed for 3,465 yards and 25 TDs, finished with a 107.0 rating. Following his 101.8 rating in 1991, it marked the first time in league history that anyone had posted back–to–back seasons with ratings higher than 100 each year. RB Ricky Watters gained 1,013 yards to establish a team rushing record for first–year backs. K Mike Cofer's 107 points led the 49ers in scoring for the fifth consecutive year. On the defensive side of the ball, linebacking led the charge as LB Bill Romanowski finished as the leader in total tackles (80) and assists (15). LB Mike Walter (67 solo stops) and LB Tim Harris (17 sacks for 116 yards) also led defensive categories. CB Don Griffin

paced the defensive backfield with five interceptions and 19 passes defended. Fans at Candlestick saw the Niners rewrite part of the team's record book in '92 as they set team marks for total offense (598 yards) vs. the Buffalo Bills (Sept. 13) and points (56) in their win over the Atlanta Falcons (56–17, 10–18). San Francisco placed seven players on the 1993 NFC Pro Bowl squad, including four starters and five first–time participants. Rice, G Guy McIntyre, DT Pierce Holt and Young were all named as starters. TE Brent Jones, Watters and T Steve Wallace were also selected. It was the seventh time in Rice's eight–year career that he was selected to play on the islands and McIntyre was named for the fourth time, while the others made their first visits.

1993

The 1993 season was another in a long line of successes for the San Francisco 49ers. Among the team's accomplishments were: a 10–6 record, marking an NFL–record 11th consecutive season with 10 or more victories, the team's 10th NFC West title in 13 seasons and a third appearance in four years in the NFC title game. In addition, San Francisco led the National Football League in scoring and total offense and established or tied five of the team's nine major offensive records. The marks set included most net offensive yards (6,435), most TDs (61), most first downs (372) and highest average gain per play (6.3). The Niners also tied the team mark for net passing yards in a season with 4,302, equaling the record set in 1989. Individually, QB Steve Young became the first player in NFL history to lead the NFL in passing three consecutive seasons, when he posted a 101.5 rating in 1993. In addition, it was his third consecutive season with a rating over 100, also a league first. Young completed 68 percent of his passes (second highest in team history) for a then club–record 4,023 yards. His 29 scoring passes in '93 ranked third on the team's single–season charts. RB Ricky Watters led the ground game for the second consecutive season, narrowly missing the 1,000–yard mark with 950 yards. Watters posted 10 rushing TDs during the season and set an NFL single–game playoff record with a five–touchdown outburst vs. the New York Giants. WR Jerry Rice posted one of his best seasons, recording 98 receptions for 1,503 yards and 15 touchdowns on his way to being named NFL OFFENSIVE PLAYER OF THE YEAR by Associated Press. He also received the team's Len Eshmont Award. Defensively, DT Dana Stubblefield was named the NFL DEFENSIVE ROOKIE OF THE YEAR, capping a season in which he registered 10.5 sacks. LB Bill Romanowski (105) and S Tim McDonald (91) topped the team in tackles. Young, Rice and McDonald were selected to the Pro Bowl, joining T Harris Barton, G Guy McIntyre, TE Brent Jones and C Jesse Sapolu with that honor.

1994

The 1994 San Francisco 49ers completed one of the most impressive seasons in NFL history by capturing their NFL–record fifth Super Bowl Championship at Joe Robbie Stadium in Miami. San Francisco defeated the San Diego Chargers 49–26 in Super Bowl XXIX to put the finishing touches on a 16–3 season and win an unprecedented fifth Vince Lombardi Trophy. The offseason started on a high note. Despite facing an NFL–imposed salary cap in 1994, the 49ers



still managed to sign such veteran free agents as LB Ken Norton Jr., LB Gary Plummer, DE Tim Harris, DE Charles Mann, DE Richard Dent, LB Rickey Jackson, C Bart Oates, WR Ed McCaffrey and CB Toi Cook. Then, after some draft day maneuvering, San Francisco came away with two first-round picks in DT Bryant Young and FB William Floyd. Injuries, however, played a key factor early in the campaign. By the end of the second game in Kansas City, the 49ers had lost most of their starting offensive line, as well as the services of Dent, their top pass-rusher, to various injuries. Despite signing CB Deion Sanders prior to Week 3, the problems continued. Still playing with a decimated line, San Francisco suffered its worst loss in almost 14 years when it dropped a 40–8 decision to the Philadelphia Eagles in Week 5 at Candlestick Park. The season turned around the following Sunday at Detroit when the 49ers, trailing 14–0 at one point, rallied to defeat the Lions 27–21. That win started a winning streak that extended 10 games and saw the 49ers finish 13–3 and win the Super Bowl. Among the other highlights from the 1994 season, the 49ers offense was one of the most potent ever. During the 16-game regular season, the 49ers scored a team-record 505 points, a total that ranks as the fourth-highest total in NFL history. The 31.6 points per game average also established a team record. In addition, San Francisco scored 66 touchdowns, shattering the previous team mark of 61. QB Steve Young recorded one of the finest seasons in NFL history. He set a league record with a QB rating of 112.8 and became the first player in NFL history to lead the league in passing four consecutive seasons. He also set team records for completion percentage (70.2) and touchdown passes (35). In Super Bowl XXIX, he passed for a record six touchdowns, while being named the game's MVP. Rookie Floyd emerged as one of the league's brightest young stars, rushing for 305 yards and six TDs. The 49ers went 10–1 after he was named to the starting lineup in Week 6 at Detroit. Young finished third on the team in rushing with 293 yards and led the team with seven rushing touchdowns. WR Jerry Rice set a team record with 112 receptions for 1,499 yards and 13 touchdowns. However, his shining moment came in Week 1 vs. the Los Angeles Raiders when he eclipsed Jim Brown's all-time touchdown mark with 127. Norton Jr. led the 49ers with 92 total tackles and 79 solo stops. S Merton Hanks placed second with 79 tackles (66–13) while leading the team with seven interceptions. DT Dana Stubblefield's 8.5 sacks and 53.5 sack yards led the squad for the second consecutive season. And finally, Sanders, who joined the team in Week 3, shattered the team record with an NFL-high 303 interception return yards on six thefts. Among his three returns for touchdowns (tying a team mark) were efforts of 93, 90 and 74 yards. He was named the NFL Defensive Player of the Year as well as a starter in the Pro Bowl. Other Pro Bowl selections included Young, Rice, TE Brent Jones, Oates, G Jesse Sapolu, Hanks, Stubblefield, S Tim McDonald and RB Ricky Watters. CB Eric Davis had a team-leading 22 passes defended during the regular season and four interceptions in the playoffs.

1995

San Francisco once again captured the NFC West Championship, despite battling through a season in which injuries wreaked havoc time and again. Among the key contributors who were sidelined during the campaign were starting FB William Floyd, whose season ended with a severe knee injury in the October New Orleans game, and QB Steve Young, who missed five games with a shoulder injury. Those injuries, in addition to several others in the offensive line throughout the season, would have crippled most teams; however, the 1995 49ers established a reputation as one of the grittiest in team history. The defensive unit created a new aggressive identity, finishing the season ranked number one in the NFL. Not only did it lead the league in scoring defense, it set team records for fewest rushing yards allowed (1,061) and fewest rushing yards per game (66.3). San Francisco's defense also excelled in takeaways, forcing a total of 34, including a team-record seven (five interceptions, two fumbles) that resulted in touchdowns. Among the standout performers were Pro Bowl selections CB Eric Davis, FS Merton Hanks and SS Tim McDonald, marking the second consecutive season the 49ers secondary included three Pro Bowl picks. LB Ken Norton Jr. racked up 127 tackles and set a team single-game record by returning two interceptions for touchdowns at St. Louis. LB Lee Woodall and DT Dana Stubblefield rounded out the Niners Pro Bowl defensive players. Offensively, WR Jerry Rice posted the finest of his legendary 11 seasons with the 49ers. He became the NFL's career leader with 942 receptions and 15,123 yards, while also establishing the league's single-season standard with 1,848 yards. He was named as a starter in the Pro Bowl for the 10th consecutive season. Young, who returned to quarterback the team for the final four regular season games, was also selected to the Pro Bowl, as was TE Brent Jones, who made the squad as an alternate. One of the highlights of the season was the emergence of QB Elvis Grbac. Playing in place of the injured Young, he directed the Niners to three of their biggest wins of the season at St. Louis, at eventual world champion Dallas and at Miami. Floyd was the recipient of the team's Len Eshmont Award.

1996

One streak continued and another ended for San Francisco in 1996. With a 12–4 record, the 49ers reached double digits in the win column for the 14th consecutive season, the longest streak in the NFL. However, the upstart Carolina Panthers unseated the Niners as NFC West Champions, ending their four-year reign. San Francisco remained one of the league's most dangerous teams with an aggressive defense and a productive offense. Despite losing QB Steve Young for four full games and parts of four others with various injuries, the 49ers offense ranked second in the NFC with 398 points and sixth in the NFL in total offense. WR Jerry Rice became the first player in NFL history to record four 100-catch seasons after making a league-high 108 receptions for 1,254 yards. The 12-year veteran earned his NFL record-tying 11th Pro Bowl invitation and was a first-team All-Pro selection. Young won his fifth NFL passing title with a QB rating of 97.2 and was named to the Pro Bowl for the fifth consecutive season. Defensively, the 49ers had the league's

most imposing pass rushing trio in DE Roy Barker, DT Bryant Young and DE Chris Doleman. Barker finished fourth in the NFC with 12.5 sacks, while Doleman's 11 sacks moved him into seventh on the NFL's career list with 115.5. Young was named a starter on the NFC Pro Bowl team and earned first-team All-Pro honors after posting 11.5 sacks and 85 tackles. He also claimed the 49ers Len Eshmont Award as the team's most inspirational and courageous player. The third-year veteran was joined on the Pro Bowl team by FS Merton Hanks, who was invited for the third consecutive season. As usual, Rice's assault on the record books continued. He became the first player in NFL history to register 1,000 career receptions and 16,000 receiving yards. Rice also surpassed K Ray Wersching as the team's all-time leading scorer with 982 points.

1997

Although they appeared vulnerable after first week injuries to QB Steve Young and WR Jerry Rice, the San Francisco 49ers rallied under the direction of rookie head coach Steve Mariucci, reclaimed the NFC West title and advanced to the NFC Championship Game. The 49ers finished with a 13–3 mark, including an 11-game winning streak, despite losing Rice for all but two games. They did it behind a new-found running attack and the league's top-ranked defense. Mariucci became one of 13 head coaches since the NFL–AFL merger in 1970 to lead his team to a division title in his rookie season, and he was the fourth to do it directly out of the college ranks. The former University of California skipper established an NFL record for consecutive wins by a rookie head coach with an 11-game streak (games 2–12). The 49ers claimed their 13th NFC West title in 17 years and posted 10–or-more wins for the 15th consecutive season. Young suffered a concussion against Tampa Bay on opening day, but remained healthy throughout the season and claimed his NFL record-tying (Sammy Baugh) sixth league passing title with a rating of 104.7. The 13-year veteran showed consistency while getting adjusted to a new coach, new running back and two young receivers. The 49ers made a commitment to a power rushing attack by signing G Kevin Gogan during the offseason. The additional size up front allowed the 49ers to finish fourth in the NFC in rushing yards. RB Garrison Hearst (1,019 yards) became the first 49ers running back to rush for 1,000 yards since 1992. With Rice out, WR Terrell Owens and WR J.J. Stokes became the primary receiving targets. Owens led the team with 63 receptions for 936 yards and eight touchdowns, while Stokes posted 58 receptions for 733 yards and four touchdowns. Rice returned for one game against Denver (12–15) and helped the 49ers clinch home field advantage throughout the playoffs with a 34–17 win. Rice became the first non-kicker in league history to reach 1,000 points with a 14-yard touchdown catch in the second quarter of the Broncos contest. The 49ers defense led the league in total yards allowed (250.8), finished second in takeaways (41) and was tied for third in sacks (54). They helped carry the burden as the offense adjusted to new personnel. For the second consecutive season, the 49ers had three players reach double figures in sacks. DT Dana Stubblefield (15.0), DE Chris Doleman (12.0) and LB Kevin Greene (10.5) led the sack attack. Stubblefield finished second in the league in



sacks and was named NFL Defensive Player of the Year by Associated Press and earned the Len Eshmont Award as the team's most inspirational player. Of the seven 49ers named to the Pro Bowl, five were from the defense. Stubblefield was joined by Doleman, FS Merton Hanks, LB Lee Woodall and LB Ken Norton Jr. Gogan and Young were San Francisco's offensive selections.

1998

Led by one of the most productive offenses in team and league history, San Francisco posted its 16th consecutive winning season and remained one of the NFL's elite teams. Behind the strong arm of QB Steve Young, the powerful legs of RB Garrison Hearst and the triple-threat receiving corps of WR Jerry Rice, WR Terrell Owens and WR J.J. Stokes, the 49ers rolled to a 12–4 regular season mark and an appearance in the NFC Divisional Playoff Game. Young opened the season in sizzling fashion. The 14-year veteran established an NFL record by throwing for over 300 yards in six consecutive games, breaking the previous record of five held by former 49ers QB Joe Montana. Young finished the season completing 322-of-517 (62.3) passes for 4,170 yards and 36 touchdowns. His final passing rating of 101.1 marked the seventh consecutive season he has surpassed the 100-point barrier and earned him his seventh consecutive trip to the Pro Bowl. The 49ers offensive line, led by Pro Bowl G Kevin Gogan, paved the way for Hearst's record-setting season. Hearst, and his team-record and career-high 1,570 yards rushing, were a major reason the 49ers led the NFL in rushing. His 198-yard performance against the New York Giants on Monday Night Football also set a then team-record and was a personal-best. His four plays of 70 yards or more led the league and helped earn him his first career Pro Bowl selection. The 49ers receiving corps was in the capable hands of Rice, Owens and Stokes. Rice, returning from a serious knee injury in 1997, earned his 12th career Pro Bowl nomination and finished with a team-high 82 receptions for 1,157 yards and nine touchdowns. The athletic Owens asserted himself among the league's best receivers and brightest young stars by catching 67 passes for 1,097 yards and 14 touchdowns. Stokes caught a career-best 63 passes for 770 yards and eight touchdowns. The 49ers defense was paced by the inspiring play of DT Bryant Young. Young was having an exceptional season with 54 tackles and 9.5 sacks before suffering a season-ending leg injury against the New York Giants on Monday Night Football. Young was still named Eshmont Award winner although missing the final four regular season games. LB Winfred Tubbs, in his first season with the 49ers, earned his first career Pro Bowl nomination after finishing with 112 tackles. CB Darnell Walker, FS Merton Hanks, S Zack Bronson and S Tim McDonald led the team with four interceptions each.

1999

San Francisco had a streak of 16 consecutive winning seasons snapped, after finishing the 1999 season with a 4–12 record. A season-ending injury to QB Steve Young in Week 3 sent the 49ers into a tailspin from which they did not recover. Replacing Young proved to be quite a task for QBs Jeff Garcia and Steve Stenstrom. Garcia received the first try at

the job and responded admirably, posting a 24–22 victory, with a QB rating of 106.0, over the Tennessee Titans in his first NFL start. Garcia would start the next four games, but was replaced by Stenstrom in Week 10 at New Orleans. With Stenstrom struggling in starts against the Saints, Rams and Packers, the 49ers coaching staff returned Garcia to the starting lineup for a December 5 game at Cincinnati. And what a return it was. Garcia threw for a career-high 437 yards against the Bengals, including throwing two touchdown passes to WR Jerry Rice. The game proved to be an impetus for Garcia, who over the final five games of the season completed 121-of-182 passes for 1,441 yards, eight touchdowns and three interceptions for a quarterback rating of 98.3. During that stint, Garcia completed 66.5 percent of his passes and was sacked just three times for 25 yards. San Francisco also was faced with the task of replacing 1998 Pro Bowl RB Garrison Hearst and his team-record 1,570 yards rushing. A key off-season acquisition of RB Charlie Garner proved more than an adequate replacement. Garner rushed for a career-high 1,229 yards, caught a career-high 56 passes for 535 yards and finished third in the NFL with 1,764 total yards. The San Francisco running attack also was given a boost by second-year FB Fred Beasley's 276 yards rushing and 282 yards receiving, both marks were career-high's. Overall the 49ers led the NFL with 2,095 yards on the ground, becoming the first team to lead the league for consecutive seasons since Buffalo did it in 1991–92. The 49ers also led the league with a per-rush average of 5.0 yards. The San Francisco receiving corps was once again paced by Rice. He finished the year with 67 receptions for 830 yards and five touchdowns. Certainly not the kind of numbers that Rice is accustomed to, but over the final five games of the season, Rice caught 24 passes for 420 yards (17.5) and three touchdowns. In that span he posted two 100-yard games, including a six-reception, 143-yard effort at Atlanta (1–3) in the season finale. WR Terrell Owens added 60 receptions for 754 yards and four touchdowns while J.J. Stokes totaled 34 grabs for 429 yards and two touchdowns, including a five-reception, 130-yard performance at Atlanta (1–3) in the season finale. The 49ers defense struggled for much of the season, but was highlighted by several individual performances. DT Bryant Young was named the Associated Press Comeback Player of the Year and earned a Pro Bowl selection. After overcoming a devastating leg fracture that ended his 1998 season and left his future clouded in doubt, Young answered all questions by earning a Pro Bowl nomination with his 11.0 sacks on the season. S Lance Schulters, in his first season as a starter, responded by finishing second in the NFC with six interceptions, including a game-winning 64-yard return against New Orleans (9–19) in the second week of the season. Schulters was named as the starting free safety for the NFC squad in the 2000 Pro Bowl.

2000

San Francisco opened its sixth decade in the NFL under new leadership. The transfer of ownership from Edward J. DeBartolo, Jr. to his sister Denise DeBartolo York was approved by the NFL May 23, 2000. DeBartolo, Jr. ended his tenure after guiding the 49ers to five Super Bowl Championships and 16 postseason appearances. A young San Francisco

team, which at one point started five rookies on defense, showed marked improvement throughout the season, winning four of the last six games, to finish 6–10. The offense again was one of the best in the league, which led to three starters being named to their first Pro Bowl – QB Jeff Garcia, RB Charlie Garner and WR Terrell Owens. Garcia, who was in his first season as the full-time starter, set the pace for the offense all season long. He set career-highs in every category, completing 355-of-561 passes for a team-record 4,278 yards, with 31 touchdowns and only 10 interceptions. He finished the year ranked fifth in the NFL with a 97.6 quarterback rating. Garcia started all 16 games and had six 300-yard passing games, including a 402-yard effort against Chicago in December, which was his third straight 300-yard passing performance and his sixth of the season. His productivity not only led to his first Pro Bowl appearance, but Football Digest also named him the NFL's Most Improved Player. WR Terrell Owens was one of the many beneficiaries of Garcia's success. Owens posted his second career 1,000-yard season, catching a career-high 97 passes for 1,451 yards, which ranked him fourth in the NFL. Owens, who only played in 14 games during the season, also had five 100-yard games and scored a team-high 13 touchdowns. Owens had his best performance of his career against Chicago in December, breaking a 50-year old NFL record with 20 receptions for 283 yards and one touchdown. Owens broke Tom Fears' NFL record of 18 receptions in a game, which he set back in 1950 with the Rams. The 49ers backfield was again in the capable hands of Garner and FB Fred Beasley. Garner earned his first Pro Bowl appearance and became the fourth 49ers running back to rush for 1,000 yards in back-to-back seasons. Garner, behind the stellar play of the 49ers offensive line, ran for 1,142 yards on 258 carries and seven touchdowns. Also a receiving threat, Garner set career-highs with 68 receptions for 647 yards and three touchdowns. In addition, he established a team record with 201 yards rushing vs. Dallas. Beasley also had a solid year, rushing for 147 yards on 50 carries and three touchdowns, while catching 31 passes for 233 yards and three touchdowns. The 49ers defense was young, but got better over the last half of the season. The defense was again paced by the efforts of DT Bryant Young, who posted 51 tackles and led the team in sacks with 9.5. LB Ken Norton Jr. was one of only three players to start all 16 games, extending his consecutive games streak to 160. The 49ers defense started five rookies in the final game at Denver and had seven different rookies start throughout the 2000 campaign. Rookies CB Ahmed Plummer, DE John Engelberger and CB Jason Webster all started at least 10 games. Six rookies—Plummer, Webster, Engelberger, LB Julian Peterson, DT Cedric Killings and S Ronnie Heard—participated in more than 20-percent of the total 1,096 plays.

2001

The San Francisco 49ers made their return to the playoffs after a two-year absence, as the young and improving team posted a 12–4 record. The year marked the return of RB Garrison Hearst, who came back from a devastating ankle injury that kept him out of football for two seasons. Hearst rushed for 1,206 yards, was named Associated Press Comeback Player of the Year and also earned his second



career Pro Bowl nomination. In total, the 49ers had six players travel to the islands for the annual all-star game. In addition to Hearst on offense, QB Jeff Garcia and WR Terrell Owens made their second straight appearances, C Jeremy Newberry played in his first Pro Bowl, G Ray Brown made the first Pro Bowl appearance in his 16-year career, and on defense DT Bryant Young made his third Pro Bowl appearance, anchoring the 49ers defense that improved from ranking 29th in 2000 to 13th in 2001. The offense was again in the capable hands of Garcia. The Gilroy native proved that 2000 wasn't a fluke. He completed 316-of-504 passes for 3,538 yards. The third-year veteran also threw 32 touchdowns, becoming the first 49ers quarterback to throw for 30 or more touchdowns in consecutive seasons. Owens was one of Garcia's favorite targets, especially when it came to the endzone. Owens caught 93 balls for 1,412 yards and a career-high and NFL leading 16 touchdowns. While Hearst was the big story, the offensive line, which returned all five starters from the 2000 season, proved to be vital to the team's success. For the fifth consecutive season, San Francisco produced a 1,000-yard rusher, which set a new team record. The defense was still young, but improved as the season progressed. The defensive line added two new starters to the mix, although one of them was not so new. DT Dana Stubblefield returned to the 49ers after spending three seasons with Washington and rookie DE Andre Carter made an impression, especially in the last four weeks of the season when he was named NFC Rookie of the Month. Carter led the team in sacks with 6.5, adding 4.5 of those in the last five games. The unit as a whole improved over the last half of the season, posting a team-record three shutouts in the last month of the campaign. Another big addition was LB Derek Smith, who came over from the Redskins as well. Smith brought with him four consecutive seasons of 100 tackles or more. Smith kept that streak alive as he led the defense with 126 total tackles. Also helping the defense with its improvement was S Zack Bronson and CB Ahmed Plummer. Both players recorded career-highs with seven interceptions each. Bronson also returned two for touchdowns, including a career-high and team record 97-yard return at Chicago.

2002

The San Francisco 49ers entered 2002 with hopes of advancing past the first round of the NFC playoffs. The team accomplished the mission finishing the season with 10 wins and advancing to the NFC Divisional Playoffs in grand fashion with the second largest playoff comeback in NFL history. The 49ers finished the season with a 5-1 division record and won their first division title since 1997. The team's success came from its ability to minimize turnovers, along with a strong running game. The 49ers gained 2,244 yards on the ground for the second consecutive season and RB Garrison Hearst established a career-high with eight rushing touchdowns. Helping Hearst were Pro Bowlers G Ron Stone and C Jeremy Newberry, who anchored an offensive line that was third in the NFL in fewest sacks allowed. San Francisco had the least amount of turnovers in the NFC with 17. In his third season as director of the 49ers offense, QB Jeff Garcia earned his third consecutive Pro Bowl berth. He completed 62 percent of his passes and tied a team record by directing

five fourth-quarter comebacks. WR Terrell Owens continued his dominance with a career-high 100 receptions and led the NFL with 13 receiving touchdowns. Owens surpassed 1,000 receiving yards for the third consecutive season and earned his third consecutive Pro Bowl bid. Defensively, LB Julian Peterson had a breakout season with a career-high 104 tackles. He shut down several of the league's top tight ends and made history by playing four positions in a single game against Dallas (12-8). His effort earned him his first career Pro Bowl appearance. DT Bryant Young added an interior presence with his fourth career Pro Bowl nomination and S Tony Parrish proved to be an invaluable pickup with a career-high seven interceptions. He won the Len Eshmont and the Ed Block Courage Award, both firsts for a player in his inaugural season.

2003

Head Coach Steve Mariucci was released from the final year of his contract on January 15, 2003. The 49ers conducted an extensive search for Mariucci's successor and in the end hired Dennis Erickson. Erickson was introduced as the 14th head coach in 49ers team history on February 12, 2003. The Erickson era started with a 7-9 record for the 49ers in 2003. The team struggled on the road, winning only one game, but was impressive at home, scoring more than 45 points in two separate home games. The team was represented in the Pro Bowl, the 23rd consecutive year the 49ers had at least one team representative in the islands. In 2003, WR Terrell Owens made his fourth consecutive Pro Bowl, LB Julian Peterson made his second consecutive trip and FB Fred Beasley made his first career appearance in Hawaii. On offense, QB Jeff Garcia missed three games due to injury, but threw for 2,704 yards and 18 touchdowns. In his place, QB Tim Rattay responded admirably, throwing for 856 yards and seven touchdowns while posting a 2-1 record in those three games. RB Kevan Barlow recorded his first career 1,000-yard rushing season after becoming the main tailback after RB Garrison Hearst went down with a knee injury and missed the final four games. Owens recorded his fourth consecutive 1,000-yard season, amassing 1,102 yards despite missing the final game of the year. The 49ers defense finished the year ranked 13th overall in the NFL and ninth against the run. The unit was led by Pro Bowler Peterson, who led the team in sacks with seven, and S Tony Parrish, who tied for the league lead with nine interceptions. The group as a whole recorded 42 sacks on the year, the highest total since 1998, which was good for second in the NFC and tied for fourth in the NFL. In addition, the 49ers defensive unit allowed only 268 yards per game, the lowest total since 1997. San Francisco also caused turnovers as evidence by its 13 fumble recoveries, its highest total since 1997.

2004

The San Francisco 49ers continued to build depth with a young squad of versatile and talented athletes in 2004. Despite a 2-14 overall record, the group was able to gain significant experience while individuals on both sides of the ball notched career milestones over the 16-game span. The 49ers also swept NFC West rival Arizona in two thrilling overtime battles in the confines of both Monster Park and

on the road in Sun Devil Stadium. The team was also represented in the Pro Bowl for the 24th consecutive year as LS/TE Brian Jennings made his first trip to the Pro Bowl. Jennings was chosen to serve as a "need" player in Hawaii by the NFC coaching staff. On offense, TE Eric Johnson returned to the lineup after missing 2003 with a broken collarbone and paced the team with 82 receptions for 825 yards and two touchdowns. His performance was the best-ever by a 49ers' tight end. WR Brandon Lloyd led the scoring attack with six touchdown receptions while RB Kevan Barlow steadied the ground game with 244 carries for 822 yards and seven touchdowns. Under center, QB Tim Rattay battled shoulder, forearm and foot injuries to play in nine games, including a career-best 417-yard performance in the 49ers first of two bouts against Arizona. Rattay rallied the offense from a 16-point fourth-quarter deficit to win 31-28 in overtime. In the process, he completed a team-record 38 passes en route to his first 400-yard game. DT Bryant Young's 11 years of NFL experience served as the veteran voice behind the defensive unit. Young led the line with 79 tackles and three sacks and enjoyed a career game against Chicago after notching 10 tackles and two sacks, his 17th career multi-sack game. For his efforts, Young was presented the team's Len Eshmont and Bill Walsh Awards. It was an unprecedented fifth Len Eshmont award win for Young. DE John Engelberger responded with a career year, with a career-high 64 tackles. He led team with 6.0 sacks. Also a steady rock on defense was SS Tony Parrish, who started all 16 games to give him 112 consecutive career starts, the third-longest active streak at his position. LB Derek Smith also chipped in at the linebacker post, reaching the 100-tackle plateau for the eighth straight year. Smith and fellow LB Jeff Ulbrich led the team with 167 tackles. After a season-ending Achilles injury to LB Julian Peterson, LB Jamie Winborn stepped up with 104 tackles, 4.5 sacks and three forced fumbles. The 49ers also saw much promise from a handful of young participants. Second-year T Kwame Harris played in 14 contests and did not allow a sack in the last five games after returning to the starting lineup on the left side. Also gaining experience on the line was rookie G Justin Smiley who played in all 16 games with nine starts. On the opposite side of the ball, rookie RCB Shawntae Spencer finished third in the league with 12 starts as a rookie. He also led the defensive unit with 12 passes defensed. Second-year DT Anthony Adams continued to flourish in his role, registering a career-high nine stops against Washington. The special teams unit remained staunch, led by the efforts of rookie P Andy Lee. Lee finished the season with a 41.6-yard average, the highest since P Reggie Roby during the 1998 campaign. He led all rookies in the NFC in gross average and boomed an 81-yard punt against Tampa Bay (11-21-04) which was the longest of 2004 and the fourth-longest in team history. Another rookie, S Keith Lewis, also made his presence felt as he became the first player in 49er history to block a punt, force a fumble and recover a fumble in the same season. Lewis was able to accomplish this trifecta on only special teams plays.



2005

The San Francisco 49ers faced a tremendous amount of adversity during the 2005 campaign under new Head Coach Mike Nolan, but utilized both the highs and lows as opportunities to grow and improve. With a mix of veteran experience and young talent, the team doubled their win total from 2004 with a 4–12 record, including a series sweep over NFC West division rival St. Louis, a home win against playoff contender Tampa Bay, and a nail-biting overtime victory in the 2005 season finale against Houston. The 49ers also made a historic trip to Mexico City to play NFC West division rival Arizona in front of an NFL-record 103,467 fans. Even though the 49ers lost a league-high 101 games by starters, including three of the four starters in the secondary, there were many individual and team bright spots, including strong showings from five players who started every game in 2005 (LB Derek Smith, NT Anthony Adams, G Justin Smiley, T Kwame Harris and C/G Eric Heitmann). Of the 11 original 2005 draft selections, 10 went on to spend the 2005 season on the 49ers roster and contributed on offense, defense and special teams. Six of the 10 started in some capacity throughout the season (RB Frank Gore, QB Alex Smith, G David Baas, T Adam Snyder, TE Billy Bajema and CB Derrick Johnson). On offense, four different quarterbacks saw time under center. The most experienced of the four in the quarterback rotation, Tim Rattay, took the initial starting reins and led the 49ers to a 28–25 opening day victory against St. Louis. Shortly after, first overall draft pick Alex Smith made his professional debut, stepping in to relieve Rattay at Arizona in Mexico City. With the eventual trade of Rattay in Week 7 to Tampa Bay, and a knee injury to Smith, both Ken Dorsey and Cody Pickett also stepped in to call plays in the pocket. Smith returned to the starting lineup and gained valuable playing experience, seeing action in nine games with seven starts while showing outstanding poise and maturity in the pocket. WR Brandon Lloyd led the aerial attack with 48 catches for 733 yards including five touchdowns from four different quarterbacks. WR Arnaz Battle also gained ground after rebounding from a knee injury, averaging 11.3 yards per catch while snagging three touchdowns. On the ground, RB's Kevan Barlow, Frank Gore and Maurice Hicks all chipped in 100-yard single-game performances and three touchdowns each. Gore had a stellar first season while pacing all 49ers rushers with 127 carries for 608 yards. After losing C Jeremy Newberry and LT Jonas Jennings to injuries, the offensive line was able to develop some consistency in the second half of the season with rookie LT Adam Snyder and rookie G David Baas making significant strides as starters. Eric Heitmann also held strong as both a guard and center. Defensively, veteran leader DE Bryant Young led the team with eight sacks (including three multi-sack contests), his most since 2000. His 77.5 sacks put him into third place on the 49ers all-time sack leader list. For his stellar performance, Young was voted by his teammates as the 49ers recipient of the Len Eshmont and Ed Block Courage Awards. Also paving the way was LB Derek Smith, whose 163 tackles led the 49ers, his fifth straight time to pace the unit. The team's co-MVP/Bill Walsh Award winner also notched his ninth straight 100-yard campaign. In the absence of an injured Jeff Ulbrich, LB Brandon Moore responded by finishing

second on defense with career highs in tackles (93), sacks (5), interceptions (1) and fumble recoveries (1). Before he was lost for the season with a fractured fibula, S Tony Parrish posted two interceptions, returning one for a touchdown. His teammates, CBs Mike Adams and Shawntae Spencer led the team with four interceptions and a touchdown return each. The special teams unit played a big part in the team's scoring efforts as co-MVP Bill Walsh Award winner K Joe Nedney accounted for 97 49ers points off of 28 field goals (including a 56-yard career long) and 19 extra points. P Andy Lee's three touchbacks in 107 punts placed him with the third-best ratio of touchbacks-to-punts among punters with 30 or more kicks in 2005. Special teams ace Terry Jackson stayed true to his form by leading the coverage unit with 21 tackles. And rookie return man Otis Amey got the season off to an electrifying start after returning a 75-yard punt for a touchdown in the season opener against St. Louis. Amey became the fifth 49ers rookie to return a punt for a touchdown and the first to do so on his first-ever return. He also became the second 49ers player (behind WR Nate Singleton) to score a touchdown on his first touch.

2006

Under the direction of second-year Head Coach Mike Nolan, the 49ers continued to build a framework for success – that included utilizing young talent sprinkled with enough veteran leadership to mentor and keep the group heading in the right direction. After a 4–12 campaign in 2005, the 49ers significantly increased their win total to seven and closed the year with two, morale-boosting road wins in Seattle and Denver to finish 7–9. The organization picked up some key free agents prior to the start of the 2006 season, including All-Pro and future Hall of Fame G Larry Allen, speedy playmaker CB Walt Harris and 13-year NFL veteran and proven Super Bowl winner QB Trent Dilfer. Their acquisitions paid immediate dividends. Allen and Harris joined second-year RB Frank Gore at the Pro Bowl to mark the 25th time in club history the team has been represented, and Dilfer served as a sturdy mentor to second-year starting QB Alex Smith. The 49ers also added talent through the draft, picking up nine immediate contributors. Eight of the nine draft picks (TE Vernon Davis, LB Manny Lawson, WR Brandon Williams, RB Michael Robinson, DE/LB Parys Haralson, TE Delanie Walker, S Marcus Hudson and DE Melvin Oliver) saw action during the season while three (Davis, Lawson and Oliver) were starters. Offensively, the 49ers grew by leaps and bounds, largely in part to the schemes and game plans run by new Offensive Coordinator Norv Turner. QB Alex Smith began to flourish under Turner's guidance and became the first-ever 49ers quarterback to take every snap for the entire regular season while showing dramatic improvement in year two. He set career highs in every offensive category and led the 49ers to a fourth-quarter comeback win (24–14) in Seattle in his first career primetime game. C Eric Heitmann held strong under center, serving as the line's vocal and emotional leader and Bobb McKittrick Award winner. Leading the offensive production was RB Frank Gore, who plowed behind the line and new free agent FB Moran Norris en route to setting a franchise-record 1,695 rushing yards, tops in the NFC, and another record 2,180 combined yards. His 212-yard performance against Seattle

was the highest single-game rushing total in 49ers history and was one of nine 100-yard rushing performances on the season. Gore was voted the team's co-MVP/Bill Walsh Award winner and Ed Block Courage Award recipient. Also chipping in was rookie TE Vernon Davis, who scored on his first NFL touch, a 31-yard touchdown catch in the season opener at Arizona. The defensive unit overcame some early struggles and improved significantly during the second half of the season. LB Brandon Moore led the unit in tackles (114) and sacks (6.5) in his first year as a full-time starter. Consummate veterans LB Derek Smith (93 tackles), DT Marques Douglas (75 tackles, three sacks) and seven-time Len Eshmont Award winner DE Bryant Young (60 tackles, 5.5 sacks) led the group up front while CB Walt Harris and S Keith Lewis (72 tackles, two interceptions, one sack) proved to be new, impact presences in the secondary. Harris finished with one sack and a career-high eight interceptions including a 28-yard touchdown return at Denver. Rookie LB Manny Lawson wrapped his inaugural campaign with 65 tackles, 2.5 sacks, one interception and a blocked punt while rookie DE Melvin Oliver had 50 stops, one sack and a 12-yard fumble return for a touchdown. On special teams, K Joe Nedney amassed 116 points, the second-highest total of his career and eighth most in team history. Nedney was also successful on three onside kicks. RB Maurice Hicks continued to play a key role in the special teams effort. He led the unit with 20 tackles, one fumble recovery and also returned 57 kickoffs for a franchise record 1,428 yards, third best in the NFC. Also making a difference on the special teams unit was rookie RB Michael Robinson, who finished with 16 stops and a 33-yard return for a first down on a fake punt at Seattle.

2007

Head coach Mike Nolan and his team entered the 2007 season believing that anything less than the playoffs would be a disappointment. Unfortunately, the team fell far short of that mark with an overall 5–11 record as four different quarterbacks took the helm of the 49ers offense. 49ers fans did experience some highlights in 2007, including another 1,000-yard rushing season for RB Frank Gore and a stellar season by LB Patrick Willis. The 49ers top pick out of Ole Miss won Defensive Rookie of the Year and Pro Bowl honors. Willis was also the only NFL rookie to be named All-Pro in 2007, becoming the first 49ers defensive rookie to earn the honor since CB Ronnie Lott in 1981. His 226 tackles was an unofficial NFL record and Willis earned numerous additional accolades. P Andy Lee joined Willis at the Pro Bowl as he put together one of the greatest punting seasons in NFL history. Lee set an NFL record for punts downed inside the 20-yard line with 42, while ranking second in gross punting average (47.3) and net punting average (41.0) behind Oakland's P Shane Lechler. The 49ers went 2–1 in primetime games in 2007, winning the season opener on Monday Night Football against the Arizona Cardinals and defeating the Cincinnati Bengals on a Saturday night game in December. QB Alex Smith started the season with a 2–1 record before experiencing a shoulder injury in the fourth game of the season against Seattle. He eventually was placed on Injured Reserve in December and underwent surgery. QB Trent Dilfer stepped in for Smith and led the team with 1,166 passing



yards on 113-of-219 passing. Dilfer eventually would suffer a concussion vs. Minnesota (12-9), and QB Shaun Hill replaced the veteran in Week 13 of the season. Hill was sharp during his three games of action, completing 54-of-79 passes for 501 yards with five touchdowns and one interception. However, Hill would also succumb to injury, being sidelined with a back injury for the season finale. QB Chris Weinke saw action in the final game of the season. Despite inconsistency on offense, the 49ers special teams unit was among the league's most elite in 2007. K Joe Nedney connected on 17-of-19 field goal attempts, while Lee booted 49 punts of 50 or more yards (16 more than any other punter). At the conclusion of the season, one of the all-time great 49ers, DT Bryant Young, retired from the NFL after 14 seasons with San Francisco. Young led the 49ers with 6.5 sacks and finished with 89.5 sacks for his career, which is third on the 49ers all-time sack list behind Cedrick Hardman and Tommy Hart. He earned his eighth Len Eshmont Award, given to the player who best exemplifies the inspirational and courageous play of Len Eshmont.

2008

The San Francisco 49ers entered the 2008 season following a simple mantra, 'One game at a time.' Throughout the year, 49ers players and coaches experienced several transitions and tribulations, but did not allow their minds to linger in the past, nor venture too far into the future. The focused approach proved effective as the team won five of its final seven games to close out the season. After a promising 2-1 start to the year, San Francisco dropped four straight contests before making a change at head coach. In his fourth season at the helm of the 49ers, Mike Nolan was replaced by assistant head coach/linebackers coach Mike Singletary. Upon accepting the position, Singletary said the foundation was in place to take the team to the 'next level.' The response by his players and staff proved positive as the 49ers finished with a 5-4 record under Singletary's direction. Immediately following the conclusion of the season finale against Washington, team President Jed York announced to onlooking players and coaches in the locker room that Singletary would remain the 49ers head coach moving forward. The quarterback position was one of the first areas that Singletary addressed when taking over midway through the 2008 season. QB J.T. O'Sullivan started the first eight games of the year and showed an ability to make big plays, but costly turnovers proved to be problematic for the signal caller. O'Sullivan was replaced at the end of the first half of Singletary's first game as head coach against Seattle. Singletary later announced QB Shaun Hill would take over the starting role for the remainder of the season. The move appeared to be the right one as Hill went on to post a 5-3 record and a 87.5 overall passer rating. While Hill made his season debut midway through the year, RB Frank Gore was once again the centerpiece of the 49ers offense. Despite missing two games with an ankle injury, Gore became the first 49ers player to rush for over 1,000 yards in three consecutive seasons, finishing the year with 1,036 rushing yards and 1,409 total yards from scrimmage. WR Isaac Bruce, who earned the team's coveted Len Eshmont Award in his first season in a 49ers uniform after spending 14 years with the Rams, recorded team-highs

in receptions (61), receiving yards (835) and touchdown catches (7). TE Vernon Davis, who was named as an alternate for the Pro Bowl, finished the season ranked fourth on the team in receptions (31) and receiving yards (358). On defense, Singletary consulted with defensive coordinator Greg Manusky and transitioned the unit into a more simplified, yet productive 3-4 alignment midway through the season. Over the final nine games of the year, the 49ers improved from 23rd in total defense to finish 13th (326.0) in the NFL. LB Patrick Willis earned his second consecutive Pro Bowl nod after totaling a team-high 185 tackles, while LB Takeo Spikes ranked second on the team with 122 tackles to go along with three interceptions in his first year with San Francisco. LB Parys Haralson had a breakout season with eight sacks, the most by a 49ers linebacker since Kevin Greene posted 10.5 in 1997. The 49ers defensive line got a boost with the offseason signing of DE Justin Smith, who ranked second on the team with seven sacks and fourth on the squad with 104 tackles. As one of the most experienced units in the NFL, the 49ers secondary finished the season strong, allowing an average of 177.4 passing yards per game over the final five contests, which ranked third among NFL teams during that time span. For the second year in a row, the 49ers special teams unit ranked among the best in the NFL. Led by special teams coordinator Al Everest, P Andy Lee, KR/PR Allen Rossum and RB Michael Robinson were all named alternates for the Pro Bowl. Lee finished the season ranked third in the NFL with a career-high and team-record 47.8 gross average.

2009

The 49ers took a step forward in 2009, recording their best finish since 2002 with an 8-8 record in head coach Mike Singletary's first full season, which included a 5-1 record against the NFC West. The 49ers opened the season with a bang against the defending NFC Champion Arizona Cardinals. LB Patrick Willis, who was named to his 3rd consecutive Pro Bowl as a starter at year's end, recorded the first of his career-high 3 INTs on the year to propel his team to a 20-16 road victory. RB Frank Gore also played a large role in the win, scoring the go-ahead TD in the 4th qtr. as part of a 2-score performance. On the season, he went on to set personal bests with 10 rushing TDs and 13 total TDs, while becoming the only 49er ever to post four 1,000-yd. rushing seasons, despite missing two games to an ankle injury. Gore repeated his 2-TD performance the following week in a 23-10 victory at home against Seattle, running for scores of 79 and 80 yds. to join RB Barry Sanders as the only players in NFL history to register 2 TD runs of 75+ yds. in a single game. With the momentum of a spotless division record, San Fran traveled to Minnesota for what would be an action-packed matchup. In a game where an ankle injury felled Gore on his first attempt, TE Vernon Davis rose to the occasion and recorded 2 TDs, one of which gave the 49ers a 4-point lead in the 4th qtr., which they held until Minnesota's last drive. Vikings QB Brett Favre milked every last second as he fired a 32-yd. TD pass with 2 seconds remaining, stabbing the hearts of 49ers fans. The 49ers bounced back the next week against St. Louis, defeating the Rams 35-0 to mark the first shutout by the team since 2002. Following a crushing 45-10 loss to Atlanta at

Candlestick Park, San Fran added another weapon to its arsenal as rookie WR Michael Crabtree joined the team over the bye weekend after missing the first 5 games of the season because of a contract impasse. Crabtree hit the ground running and went on to lead all NFL rookies with a 56.8 yds./game avg. over the final 11 contests. In his debut at Houston, the rookie dazzled the crowd with some acrobatic catches, but the show would eventually turn to two 49er veterans. After falling behind 21 points at halftime, Singletary made a change at quarterback, inserting Alex Smith into the lineup for Shaun Hill. Smith, who hadn't seen any action in nearly two years, responded by throwing a career-high 3 TDs in the final 2 qtrs., all of which were caught by Davis. Following the Texans game, Smith would go on to start the remainder of the season and register career-highs in passing TDs (18), completion pct. (60.5) and quarterback rating (81.5), while Davis proceeded to put up historic numbers on his way to being named a starter in his first Pro Bowl. The talented tight end finished the year with 965 yds. and tied the NFL single-season record for TD receptions (13) by a tight end. The next week at Indianapolis, the team lost starting LT Joe Staley on the first offensive play to a knee injury. Behind the crafty play-calling of defensive coordinator Greg Manusky, the 49ers became the only team to hold NFL MVP QB Peyton Manning without a TD on the season. Despite the unit's valiant effort, the 49ers fell 18-14. A 34-27 loss to the Titans at home inspired the squad for a prime-time, Thursday Night Football showdown against Chicago. In what was a microcosm of the defense's season, the unit recorded 5 INTs, including SS Michael Lewis' victory-sealing pick in the end zone. After digging themselves a 23-3 hole at Green Bay, San Fran valiantly battled back in the final 2 qtrs., only to come up short by less than a TD in the 30-24 defeat. The defense exacted revenge at home against Jacksonville the following week, allowing just 3 points as Davis and Gore each scored in the 20-9 victory. Despite a career-high 310 yds. passing from Smith, the 49ers lost in Seattle, 20-17, before returning home for a prime time, MNF rematch against Arizona. A statement game for the defense, the 49ers forced 7 turnovers (5 FRs, 2 INTs), including a franchise record 7 FFs, as the 24-9 win sealed the season sweep of the Cardinals. The Niners penchant for forcing turnovers allowed them to post the NFL's 5th-best turnover ratio in 2009 (33 takeaways; 24 giveaways). In the blizzard-beaten city of Philadelphia the following Sunday, the Niners struggled with turnovers in a 27-13 loss to the Eagles. Facing Detroit a week later, TDs from Davis and Gore led the way as the 49ers outgunned the Lions 20-6. San Fran would move toward its final game in St. Louis with a chance to secure its first non-losing season since 2002. Overcoming a slow 1st half, Alex Smith and Co. put up 28 points in the final half, including a 73-yd. TD catch by Davis to register his record-tying total. Gore capped off the day with 2 TDs and his 5th 100-yd. performance of the year, giving him 20 such career games and tying him with Joe Perry for the franchise record.



2010

The San Francisco 49ers entered the 2010 season with high hopes, having finished the previous season with their best record since 2002 and having five players named to the Pro Bowl. The 49ers dug themselves an insurmountable deficit with a 0–5 start that they ultimately could not overcome. San Francisco finished the year with a 6–10 record and a third place finish in the NFC West. The 49ers opened the season on the road against the Seattle Seahawks. With the arrival of former USC head coach Pete Carroll, the 49ers were not completely certain about what to expect and were stunned by a 31–6 loss. The Niners opened their home slate on Monday Night Football against the Super Bowl Champion New Orleans Saints to Candlestick Park. RB Frank Gore rushed for 112 yds., and 1 TD on the ground and 1 through the air. 49ers QB Alex Smith passed for 275 yards, but his heroics were not enough as New Orleans posted a late FG giving the Saints a 25–22 victory. A dismal offensive performance in a 31–10 loss in Kansas City influenced head coach Mike Singletary to let offensive coordinator Jimmy Raye go and promote QBs coach Mike Johnson to the role of play-caller. In week 4 the Niners traveled to Atlanta. The 49ers started fast but their inability to finish, however, ultimately cost them a win as the Falcons edged them, 16–14. San Francisco returned home for its 2nd primetime matchup in as many

home games. NBC's Sunday Night Football pitted them against the Philadelphia Eagles. Again, San Francisco showed up under the brightest of lights, posting 309 yds. through the air including 3 TDs, but a late game INT gave the 49ers their 5th straight loss of the season, 27–24. The 49ers added some rays of hope against the visiting Oakland Raiders. Gore accounted for 149 yds. rushing, leading the 49ers offense to 349 yds. of total offense and earning the Niners their first win of the season, 17–9. The 49ers next test would be at Carolina. The Niners failed to capitalize on a late-game lead and allowed the Panthers to mount a 20–23 comeback victory on a game-winning FG as time expired. Starting QB Alex Smith suffered an injured shoulder during the 4th qtr. At 1–6, the team boarded a plane and traveled to London for a week-long road trip to square off with the Denver Broncos in the 2010 International Series game. With QB Troy Smith at the helm due to the injury to Alex Smith a week earlier, the "home team" defeated Denver, 24–16. After the bye week, the 49ers returned home to defeat division foe St. Louis 23–20 in OT, behind the big-play arm of Troy Smith and the Frank Gore run game. The ensuing 21–0 shutout by Tampa Bay at Candlestick, the first home shutout since 1977, inspired the squad for a prime-time, MNF showdown at Arizona. The defense held the Cardinals to just 13 yds. rushing and forced 2 turnovers. Unfortunately, perennial Pro

Bowl RB Frank Gore suffered a fractured hip during the contest ending his season. After a forgettable 34–16 loss to Green Bay at Lambeau Field, San Fran erupted for a season-high 40 points against the visiting Seahawks. Mike Singletary had handed the started QB role back to Alex Smith after the GB loss, and he went on to throw for 255 yds. and 3 TDs in the 40–21 win. Despite the momentum the Niners seemed to gain they lost, 34–7, at San Diego in a Thursday night matchup. Despite a 5–9 record, San Francisco was still in NFC West hunt. Looking for a spark Singletary once again switched QBs, this time to Troy Smith. The spark that was expected never came to be and the 49ers suffered a devastating, 25–17, loss at St. Louis. With the division title and all playoff hopes out of reach, team President and CEO Jed York relieved head coach Mike Singletary of his duties that evening. Defensive line coach Jim Tomsula was later promoted to interim head coach for the final week of the season. The 49ers battled to finish the season with a favorable taste in their mouths vs. Arizona. RB Brian Westbrook notched 2 TDs while Alex Smith threw for 276 yds., 2 TDs and a QB rtg. of 107.8, in a 38–7 win.



SAN FRANCISCO'S ALL-TIME PRESIDENTS & PERSONNEL DIRECTORS

Years

1946
1947
1948
1949–50
1951–66
1967–72
1972
1973–76
1977–78
1979–82
1983
1984–87
1988–89
1990
1991–94
1995–97
1998
1999–2000
2001–03
2004
2005–07
2008
2009
2010
2011

Team President

Anthony J. Morabito (Owner)
Allen E. Sorrell
Allen E. Sorrell
Anthony J. Morabito (Owner)
Anthony J. Morabito (Owner)
Louis G. Spadia
Louis G. Spadia
Louis G. Spadia
Edward J. DeBartolo, Jr.
Edward J. DeBartolo, Jr.
Bill Walsh (President & Head Coach)
Bill Walsh (President & Head Coach)
Edward J. DeBartolo, Jr.
Edward J. DeBartolo Jr.
Carmen Policy
Carmen Policy
Carmen Policy (President & CEO)
Denise DeBartolo–York (Owner)
Peter Harris (President & CEO)
John York (Owner)
John York (Owner)
John York (Owner)
John York (Owner)
Jed York (President)
Jed York (President & CEO)
Jed York (President & CEO)

General Managers

John R. Blackinger (General Manager)
John R. Blackinger (General Manager)
Louis G. Spadia (Business Manager)
Louis G. Spadia (Business Manager)
Louis G. Spadia (General Manager)
Jack White (General Manager)
Jack White (Vice President for Personnel)
Louis G. Spadia (President & General Manager)
Joe Thomas (Vice President & General Manager)
Bill Walsh (Head Coach & General Manager)
John McVay (General Manager)
John McVay (Vice President/General Manager)
John McVay (Vice President/General Manager)
John McVay (Vice President of Football Administration)
John McVay (Vice President of Football Administration)
Dwight Clark (Vice President/Director of Football Operations)
Dwight Clark (Executive Vice President/Director of Football Operations)
Bill Walsh (Vice President/General Manager)
Terry Donahue (General Manager)
Terry Donahue (Vice President/General Manager)
Scot McCloughan (Vice President of Player Personnel)
Scot McCloughan (General Manager)
Scot McCloughan (General Manager)
Trent Baalke (Vice President of Player Personnel)
Trent Baalke (General Manager)



49ERS AAFC DRAFT (1946-49)

1947 (Dec. 20-21, 1946)

| | | |
|-----|---------------------------------|-------|
| 1a. | Glenn Davis, HB, Army | (2) |
| 1b. | Clyde LeForce, WB, Tulsa | (6) |
| 2. | Bob Wiese, HB, Michigan | (14) |
| 3. | Paul Duke, C, Georgia Tech | (22) |
| 4. | Don Samuel, HB, Oregon St. | (30) |
| 5. | Alf Satterfield, T, Vanderbilt | (38) |
| 6. | John Zilly, E, Notre Dame | (46) |
| 7. | Gene (Red) Knight, HB, LSU | (54) |
| 8. | Charlie Malmberg, T, Rice | (62) |
| 9. | Bob Leonetti, G, Wake Forest | (70) |
| 10. | Frank Broyles, QB, Georgia Tech | (78) |
| 11. | Jim Tyree, E, Oklahoma | (86) |
| 12. | Ed Robnett, FB, Texas Tech | (94) |
| 13. | Walter Slater, HB, Tennessee | (102) |
| 14. | Earl Wheeler, C, Arkansas | (110) |
| 15. | Les Proctor, G, Texas | (118) |
| 16. | Al DeRogatis, T, Duke | (126) |
| 17. | Earl Tullos, T, LSU | (132) |
| 18. | Bryant Meeks, C, South Carolina | (138) |
| 19. | Ed Royston, G, Wake Forest | (144) |
| 20. | Max Bumgardner, E, Texas | (150) |

1948 (Dec. 16, 1947)

| | | |
|-----|-------------------------------------|-------|
| 1. | Joe Scott, HB, San Francisco | (5) |
| 3. | Jim Cason, HB, LSU | (15) |
| 4. | Walt McCormick, C, USC | (23) |
| 6. | Fred Land, T, LSU | (32) |
| 7. | Phil O'Reilly, T, Purdue | (38) |
| 9. | Bill Luongo, FB, Pennsylvania | (50) |
| 11. | Bob Steckroth, E, William & Mary | (62) |
| 12. | Gene Malinowski, T, Detroit | (70) |
| 13. | Len Modzelski, T, Scranton | (78) |
| 14. | Les Rideout, T, Bowling Green | (86) |
| 15. | Larry Olsonoski, T, Purdue | (94) |
| 16. | Wally Matulich, HB, Mississippi St. | (102) |
| 17. | Bob Ravensberg, HB, Indiana | (110) |
| 18. | Bill Pritula, T, Michigan | (118) |
| 19. | Art Fitzgerald, HB, Yale | (126) |
| 20. | Pete Barbolak, T, Purdue | (134) |
| 21. | Dick Loepfe, T, Wisconsin | (142) |
| 22. | Bob Heck, E, Purdue | (150) |
| 23. | Floyd Lanhorne, G, Texas Tech | (158) |
| 24. | Goble Bryant, T, Army | (166) |
| 25. | Bill Talarico, FB, Pennsylvania | (174) |
| 26. | Everett Marshall, T, Pennsylvania | (182) |
| 27. | Perry Moss, HB, Illinois | (190) |
| 28. | Bill Bell, QB, Muhlenberg | (198) |
| 29. | Herb Siegert, G, Illinois | (206) |
| 30. | Frank Williams, FB, Utah St. | (214) |

1949 (July 8, 1948)
(Secret Draft)

- Ernie Stautner, T, Boston College
- Jim Winkler, T, Texas A&M

1949 (Dec. 21, 1948)
(Drafted Alternately 9-10)

| | | |
|-----|---------------------------------------|-------|
| 1. | Chester Fritz, T, Missouri | (7) |
| 3. | Frank Lovuolo, E, St. Bonaventure | (20) |
| 4. | Mike De Noia, QB, Scranton | (28) |
| 5. | George Brodnax, E, Georgia Tech | (36) |
| 6. | John Hamberger, T, Southern Methodist | (44) |
| 7. | Dan Stiegman, C, North Carolina | (52) |
| 8. | Bernie Reid, G, Georgia | (60) |
| 9. | Fred Wendt, HB, Texas—El Paso | (68) |
| 10. | Dick Flowers, T, Alabama | (76) |
| 11. | Bob Lund, HB, Tennessee | (84) |
| 12. | Jon Baker, G, California | (92) |
| 13. | Jim Rinehart, QB, Arkansas | (100) |
| 14. | Don Garlin, HB, USC | (108) |
| 15. | Pete Wismann, C, St. Louis | (116) |
| 16. | Homer Hobbs, G, Georgia | (124) |
| 25. | Paul Schultz, HB, Miami (OH) | (171) |
| 26. | Jack Kelly, T, Louisiana Tech | (176) |
| 27. | Jasper Flanakin, E, Baylor | (181) |
| 28. | Rudy Smith, T, Louisiana Tech | (186) |
| 29. | Gordon Long, HB, Arkansas | (191) |

49ERS ALL-TIME DRAFT

**1950
(January 21-22)
(Drafted Alternately 9-10)**

| | | |
|------|-----------------------------------|-------|
| 1. | Leo Nomellini, T, Minnesota | (11) |
| 2. | Don Campora, T, Pacific | (23) |
| 3. | Ray Collins, T, LSU | (37) |
| 4. | Morris Bailey, E, Texas Christian | (49) |
| 5. | Harry Kane, C, Pacific | (63) |
| 6. | Don Van Pool, E, Oklahoma | (75) |
| 7. | Lindy Berry, HB, Texas Christian | (89) |
| 8. | Ellery Williams, E, Santa Clara | (101) |
| 9. | Pete Zinach, HB, West Virginia | (115) |
| 10. | Bob Celeri, QB, California | (127) |
| 11. | Harley Dow, T, San Jose St. | (141) |
| 12. | Don Burke, FB, USC | (153) |
| 13. | Lou Ceconi, HB, Pittsburgh | (167) |
| 14. | Tom Payne, E, Santa Clara | (179) |
| 15. | Leo Crampsey, E, St. Bonaventure | (193) |
| 16. | Charley Shaw, G, Oklahoma A&M | (205) |
| 17. | Cliff Van Meter, HB, Tulane | (219) |
| 18. | Ralph Genito, HB, Kentucky | (231) |
| 19. | Forrest Klein, G, California | (245) |
| 20. | Jack Nix, E, USC | (257) |
| 21. | Guerin Alker, C, Loyola | (271) |
| *22. | Billy Wilson, E, San Jose St. | (283) |
| 23. | Jim Williams, E, Rice | (297) |
| 24. | Bill Wyman, T, Rice | (309) |
| 25. | Bob Dunn, G, Dayton | (323) |
| 26. | Jim Powers, QB, USC | (335) |
| 27. | Ken Johnson, G, Pacific | (349) |
| 28. | Charley Hall, HB, Arizona | (361) |
| 29. | Bob Whelan, HB, Boston | (375) |
| 30. | Bob Stillwell, E, USC | (387) |

**1951
(January 18-19, 1951)
(Drafted Alternately 2-3)**

| | | |
|-----|--|-------|
| 1. | Y.A. Tittle, QB, LSU | (3) |
| 2. | Pete Schabarum, HB, California | (17) |
| 3. | Bill Mixon, HB, Georgia | (28) |
| 4. | Choice to Cleveland | |
| 5a. | Dick Steere, T, Drake | (53) |
| 5b. | Al Carapella, T, Miami (FL) (Choice from Chicago Cardinals) | (54) |
| 6. | Bishop Strickland, HB, South Carolina | (64) |
| 7. | Dick Forbes, E, St. Ambrose | (75) |
| 8. | Joe Arenas, HB, Omaha | (89) |
| 9. | Bruce Van Alstyne, E, Stanford | (100) |
| 10. | Nick Feher, G, Georgia | (112) |
| 11. | Bill Jessup, E, USC | (126) |
| 12. | Jim Monachino, HB, California | (137) |
| 13. | Dick Harvin, E, Georgia Tech | (148) |
| 14. | Rex Berry, HB, Brigham Young | (162) |
| 15. | Dave Sparks, G, South Carolina | (173) |
| 16. | Bob White, HB, Stanford | (184) |
| 17. | Art Michalik, G, St. Ambrose | (198) |
| 18. | Jim Murphy, T, Xavier | (209) |
| 19. | John Phillips, HB, Southern Mississippi | (220) |
| 20. | Al Tate, T, Illinois | (234) |
| 21. | Hardy Brown, FB, Tulsa | (245) |
| 22. | Dwight Winslow, FB, Boise J.C. | (256) |
| 23. | Wally Brunswald, HB, Gustavus Adolphus | (270) |
| 24. | Tom Kingsford, QB, Montana | (281) |
| 25. | Mike Peterson, E, Denver | (292) |
| 26. | Keith Carpenter, T, San Jose St. | (306) |
| 27. | Ray Lung, G, Oregon | (317) |
| 28. | Jack Rohan, HB, Loras College | (328) |
| 29. | S.P. Garnett, T, Kansas | (342) |
| 30. | Jerry Faske, HB, Iowa | (353) |

**1952
(January 17, 1952)
(Drafted Alternately 8-9)**

| | | |
|-----|--|-------|
| 1. | Hugh McElhenny, HB, Washington | (9) |
| 2. | Bob Toneff, T, Notre Dame | (22) |
| 3a. | Gene Shannon, HB, Houston (Choice from Chicago Cards) | (27) |
| 3b. | Billy Tidwell, HB, Texas A&M | (33) |
| 4. | Marion Campbell, T, Georgia | (46) |
| 5. | Pat O'Donahue, E, Wisconsin | (57) |
| 6. | Jim Beasley, C, Tulsa | (70) |
| 7. | Don Robison, HB, California | (81) |
| 8. | Jerry Smith, T, Wisconsin | (94) |
| 9. | Glen Christian, HB, Idaho | (105) |
| 10. | Carl West, FB, Mississippi | (118) |
| 11. | J.D. Kimmel, T, Houston | (129) |
| 12. | Fred Snyder, E, Loyola | (142) |
| 13. | Rudy Yeager, T, LSU | (153) |
| 14. | Frank Simons, E, Nebraska | (166) |
| 15. | Haldo Norman, E, Gustavus Adolphus | (177) |
| 16. | Bob Meyers, HB, Stanford | (190) |
| 17. | Al Baldock, E, USC | (201) |
| 18. | Bill Carey, E, Michigan St. | (214) |
| 20. | Jess Yates, E, LSU | (238) |
| 21. | Gene Offield, E, Hardin—Simmons | (249) |
| 22. | Jim Cozad, T, Santa Clara | (262) |
| 23. | Bill Glazier, E, Arizona | (273) |
| 24. | Ralph Kreuger, T, California | (286) |
| 25. | Henry (Bud) Laughlin, FB, Kansas | (297) |
| 26. | Dick Kane, G, Cincinnati | (310) |
| 27. | Waldo Schaff, T, Oklahoma A&M | (321) |
| 28. | Joe Palumbo, G, Virginia | (334) |
| 29. | Chuck Mosher, E, Colorado | (345) |
| 30. | Dick Patrick, C, Oregon | (358) |

* – Future Arrival



1953

(January 22, 1953)
(Drafted Alternately 9-8-7)

- 1a. Harry Babcock, E, Georgia (bonus) (1)
- 1b. Tom Stolhandske, E, Texas (10)
2. George Morris, C, Georgia Tech (21)
3. Bob St. Clair, T, USF/Tulsa (32)
4. Ed Fullerton, HB, Maryland (46)
5. Hal Miller, T, Georgia Tech (57)
6. Choice to Chicago Bears
7. Paul Carr, HB, Houston (82)
8. Doug Hogland, T, Oregon St. (93)
9. Hal Ledyard, QB, Tenn.—Chattanooga (104)
10. Pete Brown, G, Georgia Tech (118)
11. Al Charlton, HB, Washington St. (129)
12. Carson Leach, G, Duke (140)
13. Bill Earley, HB, Washington (154)
14. Tom Fletcher, HB, Arizona St. (165)
15. Charley Genthner, T, Texas (176)
16. Fred Durig, E, Bowling Green (190)
17. Hugh Latham, T, San Diego, St. (201)
18. Stan Wacholz, E, San Jose St. (212)
19. King DuClos, T, Texas—El Paso (226)
20. Ray Huizinga, T, Northwestern (237)
21. Ken Bahnsen, HB, North Texas St. (248)
22. Laverne Robbins, G, Midwestern St. (262)
23. Travis Hunt, T, Alabama (273)
24. Ed Morgan, HB, Tennessee (284)
25. Ernie Stockert, E, UCLA (298)
26. Harley Cooper, HB, Arizona St. (309)
27. Ralph McCleod, E, LSU (320)
28. Tom Novikoff, HB, Oregon (334)
29. Don Stillwell, E, USC (345)
30. No pick as result of bonus choice

1954

(January 28, 1954)
(Drafted 10th)

1. Bernie Faloney, QB, Maryland (11)
2. Leo Rucka, G, Rice (23)
3. Steve Korcheck, C, George Washington (35)
4. Charlie Boxhold, HB, Maryland (47)
- 5a. Bob Hanfta, G, Kansas (55)
(Choice from Pittsburgh)
- 5b. Frank Mincevich, G, South Carolina (59)
6. Floyd Sagely, E, Arkansas (71)
7. Sid Youngelman, T, Alabama (83)
8. Choice to Cleveland
9. Ted Connolly, G, Tulsa (107)
10. Choice to Cleveland
11. John Skocko, E, USC (131)
12. Hal Easterwood, C, Mississippi St. (143)
13. Morgan Williams, G, Texas Christian (155)
14. Sam Williams, HB, California (167)
- 15a. Ed Gossage, T, Georgia Tech (171)
(Choice from Green Bay)
- 15b. Sam Palumbo, G, Notre Dame (179)
16. Bobby Fiveash, HB, Florida St. (191)
17. Carl Kautz, T, Texas Tech (203)
18. Morris Kay, E, Kansas (215)
19. Bob Edmiston, T, Temple (227)
20. Frank DePietro, HB, Georgia (239)
21. Howard Alsup, T, Middle Tenn. St. (251)
22. Ralph Reynolds, HB, North Texas St. (263)
23. LeRoy Fenstermaker, QB, Rice (275)
24. Jerry Daniels, T, Tennessee Tech (287)
25. John Platt, FB, Elon (299)
26. Pete Bello, C, Pasadena C.C. (311)
27. Gayford Baker, G, Neb.—Omaha (323)
28. Bob Garbrecht, FB, Rice (335)
29. Ted Dunn, FB, Murray State (347)
30. Don Folks, E, Houston (359)

1955

(January 27-28, 1955)
(Drafted Alternately 8-9)

1. Dick Moegle, HB, Rice (10)
2. Frank Morze, C, Boston College (21)
3. Carroll Hardy, HB, Colorado (34)
4. Matt Hazeltine, C, California (45)
5. Eldred Kraemer, T, Pittsburgh (58)
6. Bobby Luna, HB, Alabama (69)
7. John Dean, QB, Virginia Tech (82)
- *8. Fred Meyers, QB, Oklahoma St. (93)
- *9. Fred Preziosio, T, Purdue (106)
10. Ron Aschbacher, E, Oregon St. (117)
11. Rudy Rotella, E, Neb.—Omaha (130)
- *12. Lou Palatella, T, Pittsburgh (141)
13. Richie Gaskell, E, George Washington (154)
14. Nick McKeithan, HB, Duke (165)
15. Burdette Hess, G, Idaho (178)
16. Jim Hall, E, Auburn (189)
17. Bob Newton, G, San Diego St. (202)
18. Ron Pheister, C, Oregon (213)
19. John Garzoli, T, California (226)
20. Glen Dyer, QB, Texas (237)
21. George Maderos, E, Chico St. (250)
22. Pete Vann, QB, Army (261)
- *23. Tom Gunnari, E, Washington St. (274)
24. Bob Heaston, G, Cal Poly—SLO (285)
25. Dewey Wade, E, Kansas St. (298)
26. Johnny Kerr, E, Purdue (309)
- *27. Dick Shockey, QB, Marquette (322)
28. Don Sanders, HB, Stanford (333)
- *29. Otto Kniedinger, T, Penn St. (346)
- *30. Bob Gongola, QB, Illinois (356)

1956

(Nov. 29, 1955/Jan. 19, 1956)
(Drafted Alternately 1-2)

1. Earl Morrall, QB, Michigan St. (2)
2. Bruce Bosley, T, West Virginia (15)
3. Bill Herchman, T, Texas Tech (26)
4. Frank Pajaczkowski, HB, Richmond (40)
5. Choice to Los Angeles
6. Tony Sardisco, LB, Tulane (64)
- *7. Larry Barnes, FB Colorado St. (75)
8. Charles Smith, E, Abilene Christian (88)
9. Jim Cox, E, Cal Poly—SLO (99)
10. Jerry Zaleski, HB, Colorado St. (112)
11. Stewart Pell, T, North Carolina (123)
12. Roger Swedberg, T, Iowa (136)
13. Ralph Moody, HB, Kansas (147)
- *14. R.C. Owens, E, College of Idaho (160)
- 15a. Reed Henderson, T, Utah St. (171)
- 15b. Gene Boyd, HB, Abilene Christian (172)
(Choice from Pittsburgh)
16. George Herring, QB, Southern Mississippi (184)
17. Richard Weiss, T, Mississippi (195)
18. Billy Yelverton, T, Mississippi (208)
19. Pete Arrigoni, HB, Arizona (219)
20. Bob Scarbrough, C, Auburn (232)
21. L.C. Joyner, HB, E. Contra Costa C.C. (243)
22. Clarence Wessman, E, San Jose St. (256)
23. Mike Monroe, HB, Washington (267)
24. Ed Wallace, G, San Diego J.C. (280)
25. Paul Goad, HB, Abilene Christian (291)
26. Rommie Loudd, E, UCLA (304)
27. Jerry Gustafson, QB, Stanford (315)
- *28. Jerry Drew, FB, California (328)
29. Dean Benson, E, Willamette (339)
- *30. Bob Mitchell, T, Puget Sound (351)

1957

(November 27, 1956)
(Drafted 2nd)

1. John Brodie, QB, Stanford (3)
2. Abe Woodson, HB, Illinois (15)
3. Choice to Los Angeles
- 4a. Jim Ridlon, HB, Syracuse (39)
- 4b. Mike Sandusky, T, Maryland (46)
(Choice from Chicago Cardinals)
5. Karl Rubke, C, USC (56)
- 6a. Bill Rhodes, HB, Western St. (CO) (62)
(Choice from Philadelphia)
- 6b. Jim Hunter, HB, Missouri (68)
- *7. Fred Dugan, E, Dayton (80)
8. Ernie Pitts, E, Denver (92)
- *9. Charles Brueckman, C, Pittsburgh (104)
- *10. Jerry Hurst, T, Middle Tenn. St. (116)
- *11. Tom Davis, HB, LSU (128)
- *12. Fred Singleton, T, Alabama (140)
13. Charles Mackey, E, Arizona St. (152)
14. Ron Warzeka, T, Montana St. (164)
- *15. Earl Kaiser, HB, Houston (176)
16. Vic Kristopalitis, FB, Dayton (188)
17. Dave Kuhn, C, Kentucky (200)
18. Richard Guy, G, Ohio St. (212)
19. Gene Babb, FB, Austin (224)
20. Sid DeLoatch, G, Duke (236)
21. Fred Wilcox, HB, Tulane (248)
22. Paul Tripp, T, Idaho St. (260)
23. John Thomas, E, Pacific (272)
24. John Ladner, E, Wake Forest (284)
25. Ray Meyer, FB, Lamar (296)
- *26. Tom Topping, T, Duke (308)
27. Don Vivic, FB, Ohio St. (320)
28. Bill Curtis, HB, Texas Christian (332)
29. Vern Hallbeck, LB, Texas Christian (344)
30. George Parks, QB, Lamar (355)

1958

(Dec. 2, 1957/Jan. 28, 1958)
(Drafted Alternately 8-9)

- 1a. Jim Pace, HB, Michigan (8)
- 1b. Charlie Krueger, T, Texas A&M (9)
- *2. Bob Newman, QB, Washington St. (22)
3. Bob Hoppe, HB, Auburn (33)
4. John Varone, HB, Miami (FL) (46)
5. Bill Atkins, HB, Auburn (59)
6. Henry Schmidt, T, USC (71)
7. Choice to Detroit
- *8a. Leon Burton, HB, Arizona St. (87)
(Choice from Chicago Cardinals)
- 8b. Ron Mills, HB, West Texas St. (95)
9. George Troutman, C, Capital (OH) (107)
- *10. Vel Heckman, T, Florida (119)
- *11. Hogan Wharton, T, Houston (131)
12. Pete Williams, T, Lehigh (143)
- 13a. James Yore, FB, Indiana (151)
(Choice from Pittsburgh)
- 13b. Harold Dukes, E, Michigan St. (155)
14. Max Fields, HB, College (167)
15. Choice to Detroit
16. George Shirkey, T, Stephen F. Austin (191)
17. John Wittenborn, T, SE Missouri St. (203)
18. Dennit Morris, G, Oklahoma (215)
19. Ronnie Mushatt, C, Grambling St. (227)
20. Jerry Mertens, E, Drake (239)
21. Don Christian, HB, Arkansas (251)
22. Bruce Hartman, T, Luther (263)
23. Larry Fields, HB, Utah (275)
- *24. Dee Mackey, E, East Texas St. (287)
25. Bill Kaczmarek, C, SW Missouri St. (299)
- *26. Hilliard Hill, E, USC (311)
27. Bob Witucki, E, Notre Dame (323)
28. Garland Warren, C, North Texas St. (335)
29. Herman Hodges, HB, Sam Houston (347)
- *30. Ted Stahura, T, Kansas St. (358)



1959
(Dec. 2, 1958/Jan. 22, 1959)
(Drafted 6th)

| | |
|---|-------|
| 1a. Dave Baker, HB, Oklahoma | (5) |
| 1b. Dan James, C, Ohio St. (Choice from Pittsburgh) | (8) |
| 2. Bob Harrison, LB, Oklahoma | (17) |
| 3. Eddie Dove, HB, Colorado | (29) |
| 4. Monte Clark, T, USC | (41) |
| 5. Frank Geremia, T, Notre Dame | (54) |
| 6. Wally Bavaro, T, Holy Cross | (66) |
| 7a. Don Rogers, LB, South Carolina (Choice from Chicago Cardinals) | (74) |
| *7b. Dan Colchico, E, San Jose St. | (78) |
| 8. Lewis Akin, E, Vanderbilt | (90) |
| 9. Robert Green, HB, Florida | (102) |
| 10. Bronko Nagurski, T Notre Dame | (114) |
| 11. Jack Hayes, HB, Trinity (TX) | (126) |
| 12. Bill Korutz, C, Dayton | (138) |
| 13. Bill Lopasky, G, West Virginia | (150) |
| 14. Michael Dukes, FB, Clemson | (162) |
| 15. Joe Belland, HB, Arizona St. | (174) |
| 16. Bob Cook, HB, Idaho St. | (186) |
| 17. Jerome Jurczak, C, Benedictine | (198) |
| 18. Jack Cowley, T, Trinity (TX) | (210) |
| *19. Tom Osborne, HB, Hastings (NE) | (222) |
| *20. Toby Deese, T, Georgia Tech | (234) |
| 21. Luther Carr, HB, Washington | (246) |
| 22. Burnio McQueen, E, North Carolina A&T | (258) |
| 23. Bruce Dollahan, T, Illinois | (270) |
| 24. Craig Chudy, E, UCLA | (282) |
| *25. Roy Gee, G, Trinity (TX) | (294) |
| 26. Ed Young, E, Louisville | (306) |
| 27. Mel Semenko, T, Colorado | (318) |
| 28. Mike McCluskey, HB, Washington | (330) |
| 29. Jack Bolton, T, Puget Sound | (342) |
| 30. Bob Carter, E, Denver | (354) |

1960
(November 30, 1959)
(Drafted Alternately 10-11)

| | |
|--|-------|
| 1. Monty Stickles, E, Notre Dame | (11) |
| 2a. Mike Magac, G, Missouri (Choice from Washington) | (16) |
| * 2b. Carl Kammerer, LB, Pacific | (22) |
| 3. Rod Breedlove, C, Maryland | (35) |
| 4. Ray Norton, HB, San Jose St. | (46) |
| 5. Len Rohde, T, Utah St. | (59) |
| 6. Ola Lee Murchison, E, Pacific | (70) |
| 7. Bob Waters, QB, Presbyterian | (83) |
| 8a. Bill Mathis, HB, Clemson (Choice from Washington) | (88) |
| 8b. Max Fugler, C, LSU | (94) |
| 9. Bob Wasden, C, Auburn | (107) |
| 10. Mel Branch, E, LSU | (118) |
| 11a. Ed Pitts, T, South Carolina (Choice from Pittsburgh) | (126) |
| *11b. Ernest Hansen, C, Northern Arizona | (131) |
| *12. Jim Williams, T, North Carolina College | (142) |
| *13. Dean Hinshaw, T, Stanford | (155) |
| 14. Gary Campbell, QB, Whittier | (166) |
| 15. Mike Dowdie, LB, Texas | (179) |
| 16. Jim Heinke, T, Wisconsin | (190) |
| 17. Austin Gonsoulin, HB, Baylor | (203) |
| 18. Carl Robinson, T, South Carolina St. | (214) |
| 19. Bobby Pate, HB, Presbyterian | (227) |
| 20. Jim Woodward, T, Lamar | (238) |

1961
(Dec. 27-28, 1960)
(Drafted Alternately 9-10)

| | |
|--|-------|
| 1a. Jimmy Johnson, HB, UCLA (Choice from Pittsburgh) | (6) |
| 1b. Bernie Casey, FB, Bowling Green | (9) |
| 1c. Billy Kilmer, QB, UCLA (Choice from New York via Baltimore) | (11) |
| 2. Roland Lakes, T, Wichita St. | (24) |
| 3. Bill Cooper, FB, Muskingum | (37) |
| 4a. Aaron Thomas, E, Oregon St. (Choice from Pittsburgh) | (47) |
| 4b. Dale Messer, HB, Fresno St. | (52) |
| *5a. Clark Miller, T, Utah St. (Choice from Dallas) | (58) |
| 5b. Bob McCreary, T, Wake Forest | (65) |
| *6. Mike McClellan, HB, Oklahoma | (80) |
| 7. Ray Purdin, HB, Northwestern | (93) |
| 8. Neill Plumley, T, Oregon | (108) |
| *9a. Leon Donohue, T, San Jose St. (Choice from Pittsburgh) | (118) |
| 9b. Everisto Nino, T, East Texas St. | (121) |
| 10. Paul Hynes, HB, Louisiana Tech | (136) |
| 11. Tony Parrilli, LB, Illinois | (149) |
| *12. Don Coffey, E, Memphis St. | (164) |
| 13a. Tommy Hackler, E, Tennessee Tech (Choice from Pittsburgh) | (174) |
| *13b. Julius Fincke, T, McNeese St. | (177) |
| 14. Bill Worrell, T, Georgia | (192) |
| 15. Bob Sams, T, Central St. (OK) | (205) |
| 16. Charlie Fuller, HB, San Francisco St. | (220) |
| 17. Tom Jewell, G, Idaho St. | (233) |
| *18. Kay McFarland, RB, Colorado St. | (248) |
| 19. Tom Simpson, T, Davidson | (261) |
| 20. Jerry Perry, G, Central St. (OK) | (276) |

1962
(December 4, 1961)
(Drafted 8th)

| | |
|--|-------|
| 1. Lance Alworth, HB, Arkansas | (8) |
| 2. Ed Pine, LB, Utah | (22) |
| 3. Billy Ray Adams, FB, Mississippi | (36) |
| *4a. Charlie Sieminski, DT, Penn St. (Choice from Dallas) | (46) |
| *4b. Floyd Dean, LB, Florida | (50) |
| 5a. Ted Woods, HB, Colorado (Choice from St. Louis Cardinals) | (62) |
| *5b. Mike Lind, FB, Notre Dame | (64) |
| 6a. Keith Luhnnow, FB, Santa Ana (Choice from Washington) | (71) |
| 6b. Jerry Brown, G, Mississippi (Choice from Pittsburgh) | (76) |
| 6c. Bill Winter, G, West Virginia | (78) |
| 7. John Burrell, E, Rice | (92) |
| 8. James Vollenweider, HB, Miami (FL) | (106) |
| *9. Jim Roberts, T, Mississippi | (120) |
| 10. Regis Coustillac, C, Pittsburgh | (134) |
| 11. Larry Jepson, C, Furman | (148) |
| 12. Milton McPike, E, Kirksville | (162) |
| 13. George Pierovich, LB, California | (176) |
| 14. Dick Easterly, DB, Syracuse | (190) |
| 15. Ray Osborne, T, Mississippi St. | (204) |
| 16. Ron Frank, T, South Dakota St. | (218) |
| 17. Wally Foltz, E, De Pauw | (232) |
| 18. Gary Brown, T, Illinois | (246) |
| 19. Bob Burton, T, Murray St. | (260) |
| 20. Rodger McFarland, DB, Kansas | (274) |

1963
(December 3, 1962)
(Drafted Alternately 8-7)

| | |
|----------------------------------|------|
| 1. Kermit Alexander, HB, UCLA | (8) |
| 2. Walter Rock, G, Maryland | (21) |
| 3. Don Lisbon, HB, Bowling Green | (36) |

| | |
|--|-------|
| 4. Choice to Chicago | |
| *4a. Harrison Rosdahl, G, Penn St. (Choice from Philadelphia) | (46) |
| 4b. Hugh Campbell, E, Washington St. (Choice from Washington) | (50) |
| *5a. Vern Burke, E, Oregon St. | (64) |
| *5c. Jim Pilot, FB, New Mexico St. (Choice from Cleveland via Pittsburgh) | (65) |
| 5b. Gary Moeller, LB, Ohio St. (Choice from Chicago) | (66) |
| 6. Pat Emerick, LB, Western Michigan | (77) |
| 7. Ernest DeCourley, DT, Moorehead St. | (92) |
| *8. Roger Locke, E, Arizona St. | (105) |
| *9. John Maczuzak, T, Pittsburgh | (120) |
| 10. Dick Lopour, HB, Huron | (133) |
| 11. Steve Shafer, QB, Utah St. | (148) |
| 12. Robert Benton, T, Mississippi St. | (161) |
| 13. Dick Shultz, T, Ohio | (176) |
| 14. Bill Tobin, HB, Missouri | (189) |
| *15. Ollie Ross, FB, West Texas St. | (204) |
| 16. Jim Bogdalek, DT, Toledo | (217) |
| 17. Ken Reed, G, Tulsa | (232) |
| *18. John Sellers, T, Bakersfield J.C. | (245) |
| 19. Bob Price, G, North Texas St. | (260) |
| 20. Don Davis, HB, McMurry | (273) |

1964
(December 2, 1963)
(Drafted 1st)

| | |
|---|-------|
| 1. Dave Parks, E, Texas Tech | (1) |
| 2. George Mira, QB, Miami (FL) | (15) |
| 3. Dave Wilcox, LB, Oregon | (29) |
| *4. James Wilson, G, Georgia | (43) |
| 5. Rudy Johnson, FB, Nebraska | (57) |
| *6. Gary Lewis, FB, Arizona St. | (71) |
| 7. Hagood Clarke, DB, Florida | (85) |
| *8a. Bob Daugherty, HB, Tulsa | (99) |
| 8b. Bob Poole, E, Clemson (Choice from Washington) | (102) |
| 9. Howard Mudd, G, Hillsdale | (113) |
| *10. Fred Polser, T, East Texas St. | (127) |
| 11. Dennis Almquist, G, Idaho | (141) |
| *12. Jim Long, FB, Fresno St. | (155) |
| 13. Robert Brown, DT, Arkansas A&M | (169) |
| 14. Ed Beard, T, Tennessee | (183) |
| 15. James Griffin, E, Grambling St. | (197) |
| *16. Cornell Gordon, DB, North Carolina A&T | (211) |
| *17. Ken Brusven, T, Oregon St. | (225) |
| *18. Jerry Cole, E, Southwest Texas St. | (239) |
| 19. Larry Rawson, HB, Auburn | (253) |
| 20. Gene Baker, G, Whitworth | (267) |

1965
(November 28, 1964)
(Drafted 2nd)

| | |
|---|-------|
| 1a. Ken Willard, FB, North Carolina | (2) |
| 1b. George Donnelly, DB, Illinois (Choice from Cleveland) | (13) |
| 2. Joe Cerne, C, Northwestern | (16) |
| 3a. Bob Schweickert, HB, Virginia Tech (Choice from N.Y. Giants) | (29) |
| 3b. Jim Norton, T, Washington | (30) |
| 3c. Jack Chapple, LB, Stanford (Choice from Baltimore) | (42) |
| *4. Larry Todd, WR, Arizona St. | (44) |
| *5. Dave McCormick, T, LSU | (58) |
| 6. Choice to Cleveland | |
| 7. Choice to Green Bay | |
| 8. Choice to Minnesota | |
| 9. Wayne Swinford, DB, Georgia | (114) |
| *10. Robert Cappadona, RB, Northeastern | (128) |
| *11. Steve Mass, T, Detroit | (142) |
| *12. Dave Plump, RB, Fresno St. | (156) |



| | |
|---|-------|
| 13. Greg Schumacher, LB, Illinois | (170) |
| 14. Frank Andruski, DB, Utah | (184) |
| 15. Joe Pabian, T, West Virginia | (198) |
| *16. Dave Hettema, T, New Mexico | (212) |
| 17. Len Frketch, E, Oregon St. | (226) |
| *18. Leon Stanridge, E, San Diego St. | (240) |
| 19. Dale Ford, QB—DB, Washington St. | (254) |
| *20. Dennis Duncan, HB, Louisiana College | (268) |

1966
(November 27, 1965)
(Drafted Alternately 10-11)

| | |
|--|-------|
| 1. Stan Hindman, DE—G, Mississippi | (11) |
| *2. Bob Windsor, E, Kentucky | (26) |
| 3a. Alvin Randolph, DB, Iowa (Choice from Dallas) | (37) |
| 3b. Dan Bland, DB, Mississippi St. | (41) |
| *4. Don Parker, G, Virginia | (56) |
| 5a. Mel Phillips, DB, North Carolina A&T (Choice from Dallas) | (69) |
| 5b. Steve Smith, TE, Michigan | (71) |
| 6. Charles Johnson, DT, Louisville | (91) |
| 7. Choice to Baltimore | |
| 8. Dick Witcher, E, UCLA | (119) |
| 9. Kent Kramer, TE, Minnesota | (133) |
| 10. Ron Sbranti, LB, Utah | (147) |
| 11. Preston Ridlehuber, DB, Georgia | (166) |
| 12. Lyle Loebach, T, Simpson | (180) |
| *13. Jim Jackson, DB, Western Illinois | (194) |
| *14. Elmer Collett, C, San Francisco St. | (208) |
| *15. S.T. Saffold, WR, San Jose St. | (222) |
| 16. Jim LeClair, QB, C.W. Post | (241) |
| *17. Jim Breland, G, Georgia Tech | (255) |
| *18. Ron Parson, E, Austin Peay | (269) |
| *19. Dick Fitzgerald, T, Nebraska | (283) |
| *20. Willie Walker, LB, Baylor | (297) |

1967
(March 14, 1967)
(Drafted alternately 11-13)

| | |
|--|-------|
| 1a. Steve Spurrier, QB, Florida (Choice from Atlanta) | (3) |
| 1b. Cas Banaszek, TE, Northwestern | (11) |
| 2. Tom Holzer, T, Louisville | (39) |
| 3a. Frank Nunley, LB, Michigan (Choice from Pittsburgh) | (62) |
| 3b. Bill Tucker, HB, Tennessee A&I | (65) |
| 4. Wayne Trimble, DB, Alabama | (91) |
| 5. Choice to Atlanta | |
| 6. Doug Cunningham, HB, Mississippi | (145) |
| 7. Milt Jackson, DB, Tulsa | (170) |
| 8. Walter Johnson, LB, Tuskegee | (198) |
| 9. Bob Briggs, T, Heidelberg | (223) |
| 10. Phil Meyers, WR, Northwest Okla. | (248) |
| 11. Ken Carmann, DT, Kearney (Neb.) | (276) |
| 12. James Hall, LB, Tuskegee | (301) |
| 13. Rich Gibbs, DB, Iowa | (325) |
| 14. Dalton Leblanc, WR, N.E. Louisiana | (354) |
| 15. Clarence Spencer, WR, Louisville | (379) |
| 16. Bart Templeman, C, Eastern Montana | (404) |
| 17. Dan Talbott, QB, North Carolina | (432) |

1968
(January 30-31, 1968)
(Drafted alternately 14-15)

| | |
|--|-------|
| 1. Forrest Blue, C, Auburn | (15) |
| 2. Choice to St. Louis | |
| 3a. Lance Olssen, T, Purdue (Choice from Detroit) | (65) |
| 3b. Skip Vanderbundt, LB, Oregon St. | (69) |
| 4. John Fuller, WR, Lamar | (98) |
| 5. Dwight Lee, RB, Michigan St. | (125) |
| 6a. Leo Johnson, WR, Tennessee St. | (141) |

| | |
|---|-------|
| (Choice from New Orleans) | |
| 6b. Bill Belk, DE, Maryland St. | (153) |
| 7. Jerry Richardson, LB, Mississippi | (179) |
| 8a. Charles Brown, T, Augustana (SD) (Choice from N.Y. Giants) | (206) |
| 8b. Tom Gray, WR, Morehead St. | (207) |
| 9. Casey Boyett, WR, Brigham Young | (233) |
| 10. Tommy Hart, LB, Morris Brown | (261) |
| 11. Dennis Fitzgibbons, G, Syracuse | (287) |
| 12. Henry Johnson, QB, Fisk | (315) |
| 13. Tom Mitrakos, C, Pittsburgh | (341) |
| 14. Alex Moore, RB, Norfolk St. | (369) |
| 15. Clarence Spencer, WR, Louisville | (395) |
| 16. Tom Rosenow, DT, Northern Illinois | (423) |
| 17. Dennis Patera, K, Brigham Young | (449) |

1969
(January 28-29, 1969)
(Drafted 16th)

| | |
|--|-------|
| 1a. Ted Kwalick, TE, Penn St. (Choice from New Orleans) | (7) |
| 1b. Gene Washington, WR, Stanford | (16) |
| 2. Choice to Pittsburgh via Cleveland | |
| 3. Choice to Dallas | |
| 4a. Jim Sniadecki, LB, Indiana (Choice from Detroit) | (86) |
| 4b. Gene Moore, RB, Occidental | (94) |
| 5. Earl Edwards, DT, Wichita St. | (120) |
| 6. Jim Thomas, RB, Texas—Arlington | (146) |
| 7. Steve Van Sinderen, T, Washington St. | (172) |
| 8. Mike Loper, T, Brigham Young | (198) |
| 9. Hilton Crawford, DB, Grambling St. | (224) |
| 10. Dave Chapple, K, Santa Barbara | (250) |
| 11. Willie Peake, T, Alcorn St. | (276) |
| 12. Jack O'Malley, T, USC | (302) |
| 13. Paul Champlin, DB, Eastern Montana | (328) |
| 14. Tom Black, WR, East Texas St. | (354) |
| 15. Gary Golden, DB, Texas Tech | (380) |
| 16. Bob Hoskins, LB, Wichita St. | (406) |
| 17. Joe Rushing, LB, Memphis St. | (432) |

1970
(January 27-28, 1970)
(Drafted 9th)

| | |
|---|-------|
| 1a. Cedrick Hardman, DE, North Texas St. | (9) |
| 1b. Bruce Taylor, DB, Boston (Choice from Washington) | (17) |
| 2. Choice to Los Angeles | |
| 2. John Isenbarger, RB, Indiana (Choice from Philadelphia via Los Angeles) | (48) |
| 3. Choice to Kansas City | |
| 4. Vic Washington, WR, Wyoming | (87) |
| 5. Gary McArthur, T, USC | (113) |
| 6. Phil Clark, QB, Houston | (139) |
| 7. Jim Strong, RB, Houston | (165) |
| 8. Carter Campbell, LB, Weber St. | (191) |
| 9. Preston Riley, WR, Memphis St. | (217) |
| 10. Larry Schreiber, RB, Tennessee Tech | (243) |
| 11. Danny Crockett, WR, Toledo | (269) |
| 12. Bill Tant, T, Dayton | (295) |
| 13. Jim Vanderslice, LB, Texas Christian | (321) |
| 14. Jack King, G, Clemson | (347) |
| 15. Dave Delsignore, WR, Youngstown St. | (373) |
| 16. Scott Perkins, WR, Livingstone (NC) | (399) |
| 17. Mike Culton, P, Laverne | (425) |

1971
(January 28-29, 1971)
(Drafted alternately 18-19)

| | |
|---|------|
| 1. Tim Anderson, CB, Ohio St. | (23) |
| 2a. Ernie Janet, G, Washington (Choice from Green Bay) | (37) |
| 2b. Joe Orduna, RB, Nebraska | (49) |

| | |
|---|-------|
| 3a. Sam Dickerson, WR, USC (Choice from Philadelphia) | (55) |
| 3b. Willie Parker, C, North Texas St. | (75) |
| 4. Tony Harris, RB, Toledo | (101) |
| 5a. Dean Shaternick, T, Kansas St. (Choice from Chicago) | (114) |
| 5b. George Wells, LB, New Mexico St. (Choice from N.Y. Giants) | (122) |
| 5c. Marty Huff, LB, Michigan | (127) |
| 6. Al Bresler, WR, Auburn | (153) |
| 7. John Watson, T, Oklahoma | (179) |
| 8. Jim McCann, K, Arizona St. | (205) |
| 9. Therman Couch, LB, Iowa St. | (231) |
| 10a. Ron Cardo, RB, Wisc.—Oshkosh (Choice from New Orleans) | (236) |
| 10b. Ernie Jennings, WR, Air Force | (257) |
| 11. Joe Reed, QB, Mississippi St. | (283) |
| 12. Jim Bunch, DT, Wisconsin St. | (309) |
| 13. John Bullock, RB, Purdue | (335) |
| 14. Bill Dunstan, LB, Utah St. | (361) |
| 15. John Lennon, DE, Colgate | (387) |
| 16. Dave Purcell, DT, Kentucky | (414) |
| 17. Leroy Charlton, CB, Florida A&M | (438) |

1972
(February 1-2, 1972)
(Drafted alternately 19-18)

| | |
|--|-------|
| 1. Terry Beasley, WR, Auburn | (19) |
| 2a. Ralph McGill, CB, Tulsa (Choice from N.Y. Giants) | (28) |
| 2b. Jean Barrett, T, Tulsa | (44) |
| 3. Allen Dunbar, WR, Southern | (71) |
| 4. Windlan Hall, CB, Arizona St. | (96) |
| 5. Mike Greene, LB, Georgia | (123) |
| 6. Jackie Walker, S, Tennessee | (148) |
| 7. Edgar Hardy, G, Jackson St. | (175) |
| 8. Tom Wittum, P, Northern Illinois | (200) |
| 9. Jerry Brown, CB, Northwestern | (227) |
| 10. Steve Williams, DT, Western Carolina | (252) |
| 11. Tom Laputica, DE, Southern Illinois | (279) |
| 12. Steve Setzier, DE, St. John's | (304) |
| 13. Leon Pettigrew, T, San Fernando Valley | (331) |
| 14. Eric Guthrie, QB, Boise St. | (356) |
| 15. Bob Maddox, DE, Frostburg St. | (383) |
| 16. Ron Davis, G, Virginia St. | (408) |
| 17. Ted Alexander, RB, Langston | (435) |

1973
(January 30-31, 1973)
(Drafted alternately 18-19)

| | |
|---|-------|
| 1. Mike Holmes, CB, Texas Southern | (18) |
| 2. Willie Harper, LB, Nebraska (Choice from N.Y. Giants) | (41) |
| 2. Choice to St. Louis | |
| 3. Choice to Denver via Washington | |
| 4. Choice to San Diego via Washington | |
| 5a. Mike Fulk, LB, Indiana (Choice from Chicago) | (112) |
| 5b. Ed Beverly, WR, Arizona St. | (122) |
| 6. Arthur Moore, DT, Tulsa | (149) |
| 7. John Mitchell, LB, Alabama | (174) |
| 8. David Atkins, RB, Texas—El Paso | (201) |
| 9. Roger Praetorius, RB, Syracuse | (226) |
| 10. Charlie Hunt, LB, Florida St. | (253) |
| 11. Tom Dahlberg, RB, Gustavus Adolphus | (278) |
| 12. Larry Pettus, T, Tennessee St. | (305) |
| 13. Alan Kelso, C, Washington | (330) |
| 14. Dennis Morrison, QB, Kansas St. | (357) |
| 15. Mike Bettiga, WR, Humboldt St. | (382) |
| 16. Mike Oven, TE, Georgia Tech | (409) |
| 17. Bob Erickson, G, North Dakota St. | (434) |


1974
 (January 29-30, 1974)
 (Drafted 10th)

| | |
|---|-------|
| 1a. Wilbur Jackson, RB, Alabama | (9) |
| 1b. Bill Sandifer, DT, UCLA (Choice from New England) | (10) |
| 2a. Keith Fahnhorst, T, Minnesota | (35) |
| 2b. Delvin Williams, RB, Kansas (Choice from Washington) | (49) |
| 3. Choice to St. Louis | |
| 4a. Clint Haslerig, WR, Michigan (Choice from N.Y. Jets via New Orleans) | (83) |
| 4. Choice to New Orleans | |
| 4b. Sammy Johnson, RB, North Carolina (Choice from Green Bay) | (90) |
| 5. Choice to New Orleans | |
| 6. Mike Raines, DT, Alabama | (138) |
| 7. Kermit Johnson, RB, UCLA | (166) |
| 8. Jim Schnietz, G, Missouri | (191) |
| 9. Manfred Moore, RB, USC | (216) |
| 10. Glenn Gaspard, LB, Texas | (244) |
| 11. Greg Battle, S, Colorado St. | (269) |
| 12. Tom Hull, LB, Penn St. | (294) |
| 13. Tom Owen, QB, Wichita St. | (322) |
| 14. Walt Williamson, DE, Michigan | (347) |
| 15. Leonard Gray, TE, Long Beach St. | (372) |
| 16. Jack Connors, DB, Oregon | (400) |
| 17. Levi Stanley, G, Hawaii | (425) |

1975
 (January 28-29, 1975)
 (Drafted alternately 10-9)

| | |
|---|-------|
| 1. Jimmy Webb, DT, Mississippi St. | (10) |
| 2. Greg Collins, LB, Notre Dame | (35) |
| 3. Choice to N.Y. Giants | |
| 3a. Jeff Hart, T, Oregon St. (Choice from Buffalo) | (71) |
| 3b. Steve Mike-Mayer, K, Maryland (Choice from Washington) | (72) |
| 3c. Wayne Baker, DT, Brigham Young (Choice from St. Louis) | (74) |
| 4a. Cleveland Elam, DE, Tennessee St. (Choice from New Orleans) | (85) |
| 4b. Frank Oliver, DB, Kentucky St. | (87) |
| 5. Wayne Bullock, RB, Notre Dame | (114) |
| 6. Choice to Kansas City | |
| 7. Choice to Buffalo | |
| 8. Preston Kendrick, LB, Florida | (191) |
| 9a. James Johnson, DB, Tennessee St. | (218) |
| 9b. Dan Natale, TE, Penn St. (Choice from Philadelphia) | (223) |
| 9c. Ceasar Douglas, T, Illinois Wesleyan (Choice from St. Louis) | (230) |
| 10. Donnie Layton, RB, South Carolina St. | (243) |
| 11. Gene Hernandez, DB, Texas Christian | (270) |
| 12. Rick Worley, QB, Howard Payne | (295) |
| 13. Dale Mitchell, LB, USC | (322) |
| 14. David Henson, WR, Abilene Christian | (347) |
| 15. Rich Lavin, TE, Western Illinois | (374) |
| 16. Choice to Baltimore | |
| 17. Choice to Baltimore | |

1976
 (April 8-9, 1976)
 (Drafted alternately 4 & 3)

| | |
|---|-------|
| 1. Choice to New England | |
| 1. Choice from Houston to New England | |
| 2a. Randy Cross, C, UCLA | (42) |
| 2b. Eddie Lewis, CB, Kansas (Choice from Tampa Bay) | (57) |
| 3. Choice from New Orleans to Kansas City | |
| 3. Choice to Dallas | |
| 4. Steve Rivera, WR, California (Choice from Philadelphia) | (100) |

| | |
|--|-------|
| 4. Choice to N.Y. Giants | |
| 5. Choice to Cincinnati | |
| 5. Tony Leonard, CB, Virginia Union (Choice from Detroit) | (140) |
| 6a. Robert Pennywell, LB, Grambling St. | (168) |
| 6b. Scott Bull, QB, Arkansas (Choice from St. Louis) | (177) |
| 7. Jay Chesley, DB, Vanderbilt | (194) |
| 8. John Ayers, T, West Texas St. | (223) |
| 9. Kenny Harrison, WR, Southern Methodist | (250) |
| 10. Robin Ross, T, Washington St. | (275) |
| 11. Paul Hofer, RB, Mississippi | (305) |
| 12. Gerald Loper, G, Florida | (332) |
| 13. Larry Brumfield, CB, Indiana St. | (359) |
| 14. Johnny Miller, LB, Livingstone (NC) | (389) |
| 15. Howard Stidham, LB, Tennessee Tech | (416) |
| 16. Reggie Lewis, DE, San Diego St. | (443) |
| 17. Darryl Jenkins, RB, San Jose St. | (473) |

1977
 (May 3-4, 1977)
 (Drafted 16th)

| | |
|---|-------|
| 1. Choice to New England | |
| 2. Choice to New England | |
| 3. Elmo Boyd, WR, Eastern Kentucky (Choice from Houston) | (65) |
| 3. Choice to N.Y. Jets | |
| 4. Stan Black, S, Mississippi St. | (100) |
| 5. Choice to Buffalo | |
| 6a. Mike Burns, CB, USC (Choice from Buffalo) | (141) |
| 6b. Jim Harlan, C, Howard Payne | (155) |
| 7. Jim VanWagner, RB, Michigan Tech | (183) |
| 8. Choice to N.Y. Giants | |
| 9. David Posey, K, Florida | (239) |
| 10. Choice to Tampa Bay | |
| 11. Brian Billick, TE, Brigham Young | (295) |
| 12. Scott Martin, G, North Dakota | (323) |

1978
 (May 2-3, 1978)
 (Drafted 7th)

| | |
|--|-------|
| 1a. Ken McAfee, TE, Notre Dame | (7) |
| 1b. Dan Bunz, LB, Long Beach St. (Choice from Miami) | (24) |
| 2. Choice to Buffalo | |
| 2. Walt Downing, G, Michigan (Choice from Chicago) | (47) |
| 3. Choice to Buffalo | |
| 3. Ernie Hughes, G, Notre Dame (Choice from Baltimore) | (79) |
| 4. Terry LeCount, WR, Florida | (91) |
| 5. Choice to Baltimore | |
| 5a. Archie Reese, DT, Clemson (Choice from Houston via Kansas City and Chicago) | (127) |
| 5b. Bruce Threadgill, DB, Mississippi St. (Choice from Miami) | (133) |
| 6. Choice from Minnesota to Washington | |
| 6. Elliott Walker, RB, Pittsburgh | (148) |
| 7. Fred Quillan, C, Oregon | (175) |
| 8. Choice to Washington | |
| 9a. Herman Redden, DB, Howard | (229) |
| 9b. Dean Moore, LB, Iowa (Choice from Detroit) | (233) |
| 9c. Steve McDaniels, T, Notre Dame (Choice from Denver) | (249) |
| 10. Mike Connell, P, Cincinnati | (260) |
| 11. Willie McCray, DE, Troy St. | (287) |
| 12. Dan Irons, T, Texas Tech | (314) |

1979
 (May 3-4, 1979)
 (Drafted 1st)

| | |
|--|-------|
| 1. Choice to Buffalo | |
| 2. James Owens, RB, UCLA | (29) |
| 3. Choice to Seattle | |
| 3. Joe Montana, QB, Notre Dame (Choice from Dallas via Seattle) | (82) |
| 4. Choice to Buffalo | |
| 5a. Tom Seabron, LB, Michigan | (111) |
| 5b. Jerry Aldridge, RB, Angelo St. (Choice from Detroit) | (119) |
| 6. Ruben Vaughan, DT, Colorado | (138) |
| 7. Phil Francis, RB, Stanford | (166) |
| 8. Choice to Green Bay | |
| 9. Steve Hamilton, DT, Missouri | (221) |
| 10a. Dwight Clark, WR, Clemson | (249) |
| 10b. Howard Ballage, CB Colorado (Choice from Tampa Bay) | (252) |
| 11. Billy McBride, DB, Tennessee St. | (276) |
| 12. Rod Connors, RB, USC ('78 Supplemental Draft) | |

1980
 (April 29-30, 1980)
 (Drafted alternately 2 -1)

| | |
|---|-------|
| 1. Choice to N.Y. Jets | |
| 1a. Earl Cooper, RB, Rice (Choice from N.Y. Jets) | (13) |
| 1b. Jim Stuckey, DE, Clemson (Choice from Denver via N.Y. Jets) | (20) |
| 2. Choice to Buffalo | |
| 2. Choice from Detroit to Minnesota | |
| 2. Keena Turner, LB, Purdue (Choice from Minnesota) | (39) |
| 3. Choice to Los Angeles | |
| 3a. Jim Miller, P, Mississippi (Choice from Minnesota) | (65) |
| 3b. Craig Puki, LB, Tennessee (Choice from Washington via Los Angeles) | (77) |
| 4a. Ricky Churchman, S, Texas | (84) |
| 4b. David Hodge, LB, Houston (Choice from New England via Los Angeles) | (98) |
| 5. Ken Times, DT, Southern | (112) |
| 6. Herb Williams, CB, Southern | (139) |
| 7. Choice to Cincinnati | |
| 8. Choice to Oakland. | |
| 8. Bobby Leopold, LB, Notre Dame (Choice from Oakland) | (210) |
| 9. Choice to Detroit via Kansas City | |
| 9. Dan Hartwig, QB, Cal Lutheran (Choice from Oakland) | (237) |
| 10. Choice to Pittsburgh | |
| 11. Choice to Miami | |
| 12. Choice to Pittsburgh | |

1981
 (April 28-29, 1981)
 (Drafted alternately 8-10)

| | |
|---|-------|
| 1. Ronnie Lott, DB, USC | (8) |
| 2a. John Harty, DT, Iowa (Choice from Washington) | (36) |
| 2. Choice to Chicago | |
| 2b. Eric Wright, DB, Missouri (Choice from Chicago) | (40) |
| 3. Carlton Williamson, DB, Pittsburgh | (65) |
| 4. Choice to Dallas | |
| 5a. Lynn Thomas, DB, Pittsburgh | (121) |
| 5b. Arrington Jones, RB, Winston-Salem (Choice from Chicago) | (122) |
| 6. Pete Kugler, DT, Penn St. | (147) |
| 7. Choice to Philadelphia | |
| 8. Garry White, RB, Minnesota | (203) |



- 9. Choice to Cincinnati
- 10. Choice to Baltimore
- 11. Ron DeBose, TE, UCLA (286)
- 12a. Major Ogilvie, RB, Alabama (313)
- 12b. Joe Adams, QB, Tennessee St. (322)
(Choice from Pittsburgh)

1982
(April 27-28, 1982)
(Drafted 27th)

- 1. Choice to New England
- 2. Bubba Paris, T, Michigan (29)
(Choice from New England)
- 2. Choice from Washington to New England
- 2. Choice to New England
- 3. Choice to San Diego
- 4. Choice to New England
- 5. Newton Williams, RB, Arizona St. (139)
- 6. Vince Williams, RB, Oregon (151)
(Choice from Oakland)
- 6. Choice to New Orleans
- 7. Ron Ferrari, LB, Illinois (195)
- 8. Choice to New Orleans
- 9. Bryan Clark, QB, Michigan St. (251)
- 10a. Dana McLemore, DB, Hawaii (269)
(Choice from Tampa Bay)
- 10b. Tim Barbian, DT, Western Illinois (279)
- 11. Gary Gibson, LB, Arizona (306)
- 12. Tim Washington, CB, Fresno St. (334)

1983
(April 26-27, 1983)
(Drafted alternately 5-8)

- 1. Choice to San Diego
- 2. Choice to L.A. Rams
- 2. Roger Craig, RB, Nebraska (49)
(Choice from San Diego)
- 3. Blanchard Montgomery, LB, UCLA (59)
(Choice from L.A. Rams)
- 3. Choice to L.A. Rams
- 4. Choice from Denver to L.A. Rams
- 4. Tom Holmoe, DB, Brigham Young (90)
- 5. Riki Ellison, LB, USC (117)
- 6. Choice to Tampa Bay
- 7. Gary Moten, LB, Southern Methodist (175)
- 8. Choice to San Diego
- 9. Mike Mularkey, TE, Florida (229)
- 9. Choice from Cleveland to Chicago
- 10. Jeff Merrill, NT, Nebraska (259)
- 11. Jesse Sapolu, C, Hawaii (289)
- 12. Choice to Chicago

1984
(May 1-2, 1984)
(Drafted alternately 23-24)

- 1. Todd Shell, LB, Brigham Young (24)
- 2. Choice to L.A. Raiders
- 2. John Frank, TE, Ohio St. (56)
(Choice from L.A. Raiders)
- 3. Guy McIntyre, G, Georgia (73)
(Choice from St. Louis)
- 3. Choice to St. Louis
- 4. Choice from Tampa Bay to Seattle
- 4. Choice to San Diego
- 5a. Michael Carter, DT, Southern Methodist (121)
(Choice from Atlanta)
- 5. Choice from Denver to Atlanta
- 5. Choice to St. Louis
- 5b. Jeff Fuller, LB, Texas A&M (139)
(Choice from Washington via L.A. Raiders)
- 6. Choice to Atlanta
- 7. Choice to New England
- 8. Choice to San Diego

- 9a. Lee Miller, DB, Fullerton St. (239)
(Choice from Chicago)
- 9b. Derrick Harmon, RB, Cornell (248)
- 10. Dave Moritz, WR, Iowa (275)
- 11. Kirk Pendleton, WR, Brigham Young (304)
- 12. Choice from Chicago to Miami
- 12. Choice to San Diego

U.S.F.L. Supplemental Draft
(June 5, 1984)
(Drafted 24th, 51st and 80th)

- 1. Derrick Crawford, WR, Memphis St. (24)
(From Memphis Showboats)
- 2. Joe Conwell, T, North Carolina (51)
(From Philadelphia Stars)
- 3. Mark Schellen, RB, Nebraska (80)
(From New Orleans Breakers)

1985
(April 30-May 1, 1985)
(Drafted 28th)

- 1. Jerry Rice, WR, Mississippi Valley St. (16)
(Choice from New England)
- 1. Choice to New England
- 2. Choice to New England
- 3. Ricky Moore, FB, Alabama (75)
(Choice from New England)
- 3. Choice to New England
- 4. Choice to Buffalo
- 5. Bruce Collie, T, Texas-Arlington (140)
- 6. Scott Barry, QB, UC Davis (168)
- 7. Choice to San Diego
- 8. Choice to New England
- 9. Choice to San Diego
- 10. Choice to Seattle
- 11. David Wood, DE, Arizona (308)
- 12. Donald Chumley, DT, Georgia (336)

1986
(April 29-30, 1986)
(Drafted 18th)

- 1. Choice to Dallas
- 1. Choice from Dallas to Buffalo
- 2. Choice from Buffalo to Detroit
- 2. Larry Roberts, DE, Alabama (39)
(Choice from Detroit)
- 2. Choice to Washington
- 3a. Tom Rathman, FB, Nebraska (56)
(Choice from Buffalo)
- 3b. Tim McKyer, CB, Texas-Arlington (64)
(Choice from Philadelphia)
- 3. Choice from Detroit to L.A. Rams
- 3c. John Taylor, WR, Delaware St. (76)
- 4a. Charles Haley, LB, James Madison (96)
(Choice from Cleveland via L.A. Rams)
- 4b. Steve Wallace, T, Auburn (101)
(Choice from Washington via L.A. Rams)
- 4c. Kevin Fagan, DT, Miami (FL) (102)
- 5. Choice to San Diego
- 5. Pat Miller, LB, Florida (131)
(Choice from Dallas)
- 6. Choice to Washington
- 6. Don Griffin, S, Middle Tenn. St. (162)
(Choice from N.Y. Jets)
- 7. Choice to New England
- 8a. Jim Popp, TE, Vanderbilt (203)
(Choice from Philadelphia)
- 8b. Roosevelt Snipes, RB, Florida St. ('85 Supplemental Draft)
- 9. Tony Cherry, RB, Oregon (240)
- 10a. Elliston Stinson, WR, Rice (267)
- 10b. Harold Hallman, LB, Auburn (270)
(Choice from Washington)
- 11. Choice to San Diego
- 12. Choice to Tampa Bay

1987
(April 28, 1987)
(Drafted 22nd)

- 1a. Harris Barton, T, North Carolina (22)
- 1b. Terrence Flagler, RB, Clemson (25)
(Choice from Washington)
- 2. Jeff Bregel, G, USC (37)
(Choice from Philadelphia)
- 2. Choice to Tampa Bay
- 3. Choice to Buffalo
- 4. Choice to Tampa Bay
- 5. Paul Jokisch, WR, Michigan (134)
- 6. Bob White, LB, Penn St. (162)
- 7. Steve DeLine, K, Colorado St. (189)
- 8. David Grayson, LB, Fresno St. (217)
- 9. Jonathan Shelley, CB, Mississippi (245)
- 10. John Paye, QB, Stanford (275)
(Choice from New England via L.A. Raiders)
- 11. Choice to L.A. Raiders from Phi. via 49ers
- 11. Calvin Nicholas, WR, Grambling St. (301)
- 12. Choice to L.A. Raiders

1988
(April 24-25, 1988)
(Drafted 25th)

- 1. Choice to L.A. Raiders
- 2a. Daniel Stubbs, DE, Miami (FL) (33)
(Choice from L.A. Raiders)
- 2b. Pierce Holt, DT, Angelo St. (39)
(Choice from Philadelphia via Tampa Bay)
- 2. Choice to Tampa Bay
- 3. Bill Romanowski, LB, Boston College (80)
- 4. Barry Helton, P, Colorado (102)
(Choice from Chicago via L.A. Raiders)
- 4. Choice to Tampa Bay
- 5. Choice to N.Y. Jets
- 5. Choice to Buffalo
- 6. Choice to Tampa Bay
- 7. Kevin Bryant, LB, Delaware St. (191)
- 8. Larry Clarkson, T, Montana (219)
- 9. Brian Bonner, LB, Minnesota (247)
- 10. Tim Foley, K, Georgia Southern (275)
- 11. Chet Brooks, CB, Texas A&M (303)
- 12. George Mira Jr., LB, Miami (FL) (331)

1989
(April 30-May 1, 1989)
(Drafted 28th)

- 1. Keith DeLong, LB, Tennessee (28)
- 2. Wesley Walls, TE, Mississippi (56)
- 3. Keith Henderson, RB, Georgia (84)
- 4. Mike Barber, WR, Marshall (112)
- 5. Johnny Jackson, DB, Houston (122)
(Choice from L.A. Raiders)
- 5. Choice to L.A. Raiders
- 6. Steve Hendrickson, LB, California (167)
- 7. Choice to San Diego
- 8. Choice to L.A. Raiders
- 9. Rudy Harmon, LB, LSU (251)
- 10. Andy Sinclair, C, Stanford (279)
- 11a. Jim Bell, RB, Boston College (289)
(Choice from L.A. Raiders)
- 11b. Norm McGee, WR, North Dakota (307)
- 12. Antonio Gross, LB, North Carolina (319)
(Choice from L.A. Raiders)
- 12. Choice to L.A. Raiders

1990
(April 22-23, 1990)
(Drafted 28th)

- 1. Dexter Carter, RB, Florida St. (25)
- 2a. Dennis Brown, DT, Washington (47)
(Choice from Minnesota via Dallas)



- 2b. Eric Davis, DB, Jacksonville St. (53)
- 3. Ronald Lewis, WR, Florida St. (68)
(Choice from Kansas City via Dallas)
- 3. Choice to Dallas
- 4. Dean Caliguire, C, Pittsburgh (92)
(Choice from L.A. Raiders)
- 4. Choice to L.A. Raiders
- 5. Choice to L.A. Raiders
- 6. Frank Pollack, T, Northern Arizona (165)
- 7. Choice to San Diego
- 8. Dwight Pickens, WR, Fresno St. (220)
- 9. Odell Haggins, DT, Florida St. (248)
- 10. Martin Harrison, DE, Washington (276)
- 11. Anthony Shelton, DB, Tennessee St. (289)
(Choice from Miami)
- 11. Choice to Dallas
- 12. Choice to L.A. Raiders

1991
(April 21-22, 1991)
(Drafted 26th)

- 1. Ted Washington, DT, Louisville (25)
- 2a. Ricky Watters, RB, Notre Dame (45)
(Choice from Cincinnati)
- 2. Choice to Cincinnati
- 2b. John Johnson, LB, Clemson (53)
- 3. Choice to Green Bay
- 4. Mitch Donahue, LB, Wyoming (95)
(Choice from Green Bay)
- 4. Choice to Cincinnati
- 5a. Merton Hanks, DB, Iowa (122)
(Choice from Green Bay)
- 5b. Harry Boatswain, T, New Haven (137)
- 6. Scott Bowles, T, North Texas St. (165)
- 7. Sheldon Canley, RB, San Jose St. (193)
- 8. Tony Hargain, WR, Oregon (221)
- 9. Louis Riddick, S, Pittsburgh (248)
- 10. Byron Holdbrooks, DT, Alabama (276)
- 11. Bobby Slaughter, WR, Louisiana Tech (304)
- 12. Cliff Confer, DE, Michigan St. (332)

1992
(April 26-27, 1992)
(Drafted 18th)

- 1. Dana Hall, S, Washington (18)
- 2. Amp Lee, RB, Florida St. (45)
- 3. Brian Bollinger, G, North Carolina (76)
- 4. Mark Thomas, DE, North Carolina St. (89)
(Choice from Green Bay)
- 4. Choice to Green Bay
- 5. Choice to Green Bay
- 6. Choice to Green Bay
- 6. Damien Russell, S, Virginia Tech (151)
(Choice from Pittsburgh)
- 7. Choice to Pittsburgh
- 8. Choice to Pittsburgh (from Green Bay)
- 8. Choice to Pittsburgh
- 9. Darian Hagan, WR, Colorado (242)
- 10. Corey Mayfield, NT, Oklahoma (269)
- 11. Tom Covington, TE, Georgia Tech (300)
- 12. Matt LaBounty, DE, Oregon (327)

1993
(April 25-26, 1993)
(Drafted 26th)

- 1. Choice to Phoenix from Kansas City
- 1. Choice to New Orleans from Phoenix
- 1a. Dana Stubblefield, DE, Kansas (26)
(Choice from New Orleans)
- 1b. Todd Kelly, DE, Tennessee (27)
- 2. Choice to San Diego from L.A. Raiders
- 2. Adrian Hardy, CB, Northwestern St. (48)
(Choice from San Diego)

- 2. Choice to Green Bay
- 2. Choice to L.A. Raiders from Dallas
- 3. Choice to L.A. Raiders from New Orleans
- 3. Choice to San Diego
- 4. Choice to San Diego
- 5. Artie Smith, DE, Louisiana Tech (116)
(Choice from Phoenix)
- 5. Choice to San Diego
- 6. Chris Dalman, G, Stanford (166)
- 7. Troy Wilson, DE, Pittsburgh St. (KS) (194)
- 8. Elvis Grbac, QB, Michigan (219)
(Choice from Minnesota)
- 8. Choice to San Diego

1994
(April 24-25, 1994)
(Drafted 23rd)

- 1a. Bryant Young, DT, Notre Dame (7)
(Choice from Atl. via Ind. & L. A. Rams)
- 1. Choice to L.A. Rams from San Diego
- 1. Choice to Dallas
- 1b. William Floyd, RB, Florida St. (28)
(Choice from Dallas)
- 2a. Kevin Mitchell, LB, Syracuse (53)
(Choice from Green Bay)
- 2. Choice to L.A. Rams
- 2b. Tyrone Drakeford, DB, Virginia Tech (62)
(Choice from Dallas)
- 3. Compensatory Choice to Green Bay
- 3a. Doug Brien, K, California (85)
(Compensatory Choice)
- 3b. Cory Fleming, WR, Tennessee (87)
(Choice from Denver)
- 3. Choice to Kansas City
- 3. Choice to Denver from Dallas
- 3. Compensatory Choice to L.A. Rams from Phi.
- 4. Choice to L.A. Raiders
- 5. Choice to Green Bay from Denver
- 5. Anthony Peterson, LB, Notre Dame (153)
- 6. Choice to Green Bay from San Diego
- 6. Lee Woodall, LB, West Chester (PA) (182)
- 6. Compensatory choice to Green Bay from Philadelphia
- 7. Choice to Dallas

1995
(April 22-23, 1995)
(Drafted 23rd)

- 1. J.J. Stokes, WR, UCLA (10)
(Choice from Atlanta via Cleveland)
- 1. Choice to Cleveland
- 2. Choice to L.A. Rams
- 3. Choice to Cleveland
- 4. Choice to Cleveland from Kansas City
- 4. Tim Hanshaw, TE, Brigham Young (127)
- 5. Choice to Detroit
- 6. Antonio Armstrong, LB, Texas A&M (201)
- 7. Herb Coleman, DE, Trinity (TX) (238)

1996
(April 20-21, 1996)
(Drafted 23rd)

- 1. Choice to Baltimore
- 2. Israel Ifeanyi, DE, USC (46)
(Choice from Oakland)
- 2. Choice to Oakland
- 3. Terrell Owens, WR, Tenn.—Chattanooga (89)
- 4. Choice to Oakland
- 4. Daryl Price, DE, Colorado (128)
(Compensatory Choice)
- 5. Iheanyi Uwaezueke, WR, California (160)
- 6. Stephen Pitts, RB, Penn St. (198)
- 7a. Sean Manuel, LB, New Mexico St. (239)
- 7b. Sam Manuel, LB, New Mexico St. (254)
(Compensatory Choice)

1997
(April 19-20, 1997)
(Drafted Alternately 26-27)

- 1. Jim Druckenmiller, QB, Virginia Tech (26)
- 2. Marc Edwards, FB, Notre Dame (55)
(Choice from Philadelphia)
- 2. Choice to Philadelphia
- 3. Greg Clark, TE, Stanford (77)
(Choice from Indianapolis)
- 3. Choice to Indianapolis
- 4. Choice to Miami
- 5. Choice to Indianapolis
- 6. Choice to Philadelphia
- 7. Choice to Philadelphia

1998
(April 18-19, 1998)
(Drafted Alternately 28-29)

- 1. R.W. McQuarters, CB, Oklahoma St. (28)
- 2. Jeremy Newberry, C, California (58)
- 3. Chris Ruhman, T, Texas A&M (89)
- 4. Lance Schulters, DB, Hofstra (119)
- 5. Phil Ostrowski, G, Penn St. (151)
- 6. Fred Beasley, RB, Auburn (180)
- 7. Choice to Chicago
- 7. Ryan Thelwell, WR, Minnesota (215)
(Choice from Pittsburgh via Atlanta)

1999
(April 17-18, 1999)
(Drafted 27th)

- 1. Reggie McGrew, DT, Florida (24)
(Choice from Miami)
- 1. Choice to Miami
- 2. Choice to Denver
- 3. Chike Okeafor, DE, Purdue (89)
- 4. Choice to Indianapolis
- 4a. Anthony Parker, DB, Weber St. (99)
(Choice from Indianapolis)
- 4b. Pierson Prioleau, DB, Virginia Tech (110)
(Choice from Philadelphia)
- 4. Choice to Cleveland
- 5. Choice to Miami
- 5a. Terry Jackson, RB, Florida (157)
(Choice from Miami)
- 5b. Tyrone Hopson, G, Eastern Kentucky (161)
- 6. Tai Streets, WR, Michigan (171)
- 6. Choice to Atlanta
- 7. Kory Minor, LB, Notre Dame (234)

2000
(April 15-16, 2000)
(Drafted Alternately 3-4)

- 1. Choice to Washington
- 1. Choice to NYJ from Car. via Was.
- 1a. Julian Peterson, LB, Michigan St. (16)
(Choice from NE via NYJ)
- 1b. Ahmed Plummer, CB, Ohio St. (24)
(Choice from Washington)
- 2a. John Engelberger, DE, Virginia Tech (35)
- 2b. Jason Webster, CB, Texas A&M (48)
(Choice from New York Jets)
- 3a. Giovanni Carmazzi, QB, Hofstra (65)
- 3b. Jeff Ulbrich, LB, Hawaii (86)
(Choice from Seattle)
- 4. Choice to Green Bay
- 4. John Keith, S, Furman (108)
(Choice from New York Jets via Green Bay)
- 4. Choice to Seattle from Washington
- 5a. Paul Smith, RB, Texas—El Paso (132)
- 5b. John Milem, DE, Lenoir—Rhyne (150)
(Choice from Baltimore via Detroit, St. Louis & Chicago)
- 5. Choice to Denver from Washington via Seattle
- 6. Choice to Chicago



7. Choice to Cleveland via Chicago
 7a. Tim Rattay, QB, Louisiana Tech (212)
 (Choice from New England via Philadelphia)
7b. Brian Jennings, TE, Arizona St. (230)
 (Choice from Miami)

2001
 (April 21-22, 2001)
 (Drafted Alternately 9-10)

1. Andre Carter, DE, California (7)
 (Choice from Dallas via Seattle)
 1. Choice to Seattle
 2. Choice to Green Bay
 2. Jamie Winborn, LB, Vanderbilt (47)
 (Choice from Green Bay)
 3. Choice to Green Bay
 3. Kevan Barlow, RB, Pittsburgh (80)
 (Choice from Green Bay)
 3. Choice to Sea. from NO via GB
 4. Choice to Green Bay
 5. Choice Forfeited
 6a. Cedrick Wilson, WR, Tennessee (169)
 (Choice from Chicago)
 6. Choice to Detroit via New England
 6b. Rashad Holman, CB, Louisville (179)
 (Choice from Green Bay)
 6c. Menson Holloway, DE, Texas—El Paso (191)
 (Choice from Oakland via Seattle)
 7a. Alex Lincoln, LB, Auburn (209)
 7. Choice to Sea. from StL via GB
 7b. Eric Johnson, TE, Yale (224)
 (Choice from Miami via Washington)

2002
 (April 20-21, 2002)
 (Drafted 27th)

1. Mike Rumph, CB, Miami (FL) (27)
 2. Choice to Buffalo
 3. Saleem Rasheed, LB, Alabama (69)
 (Choice from Buffalo)
 3. Choice Forfeited
 4a. Jeff Chandler, K, Florida (102)
 (Choice from Buffalo)
 4b. Kevin Curtis, S, Texas Tech (127)
 5a. Brandon Doman, QB, Brigham Young (163)
 5b. Josh Shaw, DT, Michigan St. (172)
 (Compensatory Choice)
 6. Mark Anelli, TE, Wisconsin (201)
 7a. Eric Heitmann, G, Stanford (239)
 7b. Kyle Kosier, G, Arizona St. (249)
 (Compensatory Choice)
 7c. Teddy Gaines, DB, Tennessee (256)
 (Compensatory Choice)

2003
 (April 26-27, 2003)
 (Drafted 26th)

1. Kwame Harris, T, Stanford (26)
 2. Anthony Adams, DT, Penn St. (57)
 3. Andrew Williams, DE, Miami (FL) (89)
 4. Brandon Lloyd, WR, Illinois (124)
 5. Aaron Walker, TE, Florida (161)
 6. Arnaz Battle, WR, Notre Dame (197)
 7. Ken Dorsey, QB, Miami (FL) (241)

2004
 (April 24-25, 2004)
 (Drafted Alternately 16-15-14)

1. Choice to Philadelphia
 1. Choice to Carolina from Philadelphia
 1. Rashaun Woods, WR, Oklahoma St. (31)
 (Choice from Carolina)
 2a. Justin Smiley, G, Alabama (46)
2b. Shawntae Spencer, CB, Pittsburgh (58)
 (Choice from Philadelphia)

3. Derrick Hamilton, WR, Clemson (77)
4a. Isaac Sopoaga, DT, Hawaii (104)
 (Choice from Was. and NE via Chi.)
 4. Choice to Chicago
 4b. Richard Seigler, LB, Oregon St. (127)
 (Choice from Carolina)
 5. Choice to Chicago
 6. Choice to Green Bay
6a. Andy Lee, P, Pittsburgh (188)
 (Choice from Dallas via Green Bay)
 6b. Keith Lewis, S, Oregon (198)
 (Compensatory Selection)
 7a. Cody Pickett, QB, Washington (217)
 7b. Christian Ferrara, DT, Syracuse (226)
 (Choice from Green Bay)

2005
 (April 23-24, 2005)
 (Drafted 1st)

- 1. Alex Smith, QB, Utah (1)**
 2. David Baas, G/C, Michigan (33)
3a. Frank Gore, RB, Miami (FL) (65)
3b. Adam Snyder, G, Oregon (94)
 (Choice from Philadelphia)
 4. Choice to Philadelphia (102)
 5a. Ronald Fields, DT, Mississippi St. (137)
 5b. Rasheed Marshall, WR, West Virginia (174)
 6. Choice to Oak. through Phi., GB and NE
 6. Derrick Johnson, DB, Washington (205)
 (Choice from Philadelphia)
 7a. Daven Holly, DB, Cincinnati (215)
 7b. Marcus Maxwell, WR, Oregon (223)
 (Choice from Detroit)
 7c. Patrick Estes, TE, Virginia (248)
 7d. Billy Bajema, TE, Oklahoma St. (249)

2006
 (April 29-30, 2006)
 (Drafted 6th)

- 1a. Vernon Davis, TE, Maryland (6)**
 1b. Manny Lawson, LB, North Carolina St. (22)
 (Choice from Washington through Denver)
 2. Choice to Atlanta via G.B. and Denver
 3. Brandon Williams, WR, Wisconsin (84)
 (Choice from Washington)
 4. Michael Robinson, RB, Penn St. (100)
5. Parys Haralson, DE, Tennessee (140)
6a. Delanie Walker, TE, Central Missouri St. (175)
 6b. Marcus Hudson, S, North Carolina St. (192)
 (Choice from Tampa Bay)
 6c. Melvin Oliver, DE, LSU (197)
 (Choice from Jacksonville)
 7. Vickiel Vaughn, S, Arkansas (254)

2007
 (April 28-29, 2007)
 (Drafted 11th)

- 1a. Patrick Willis, LB, Mississippi (11)**
1b. Joe Staley, T, Central Michigan (28)
 (Choice from New England)
 2. Choice to Indianapolis (42)
 3a. Jason Hill, WR, Washington St. (76)
3b. Ray McDonald, DE, Florida (97)
 (Compensatory Choice)
 4a. Jay Moore, LB, Nebraska (104)
 (Choice from Washington)
 4. Choice to New England (110)
 4. Choice to Seattle (124)
4b. Dashon Goldson, S, Washington (126)
 (Choice from NE through Ind.)
 4c. Joe Cohen, DT, Florida (135)
 (Compensatory Choice)
5. Tarell Brown, CB, Texas (147)
 6. Thomas Clayton, RB, Kansas St. (186)
 7. Choice to Cleveland (213)

2008
 (April 26-27, 2008)
 (Drafted 29th)

1. Choice to New Orleans via New England (10)
 1. Kentwan Balmer, DT, North Carolina (29)
 (Choice from Indianapolis)
2. Chilo Rachal, G, USC (39)
 3. Choice to Chicago
3. Reggie Smith, CB, Oklahoma (75)
 (Choice from Chicago)
 4. Cody Wallace, C, Texas A&M (107)
 5. Choice Forfeited (142)
6. Joshua Morgan, WR, Virginia Tech (174)
7. Larry Grant, LB, Ohio St. (214)

2009
 (April 25-26, 2009)
 (Drafted 10th)

- 1. Michael Crabtree, WR, Texas Tech (10)**
 2. Choice to Carolina (43)
 3. Glen Coffee, RB, Alabama (74)
 4. Choice to Carolina (111)
 5a. Scott McKillop, LB, Pittsburgh (146)
 5b. Nate Davis, QB, Ball State (171)
 6. Bear Pascoe, TE, Fresno St. (184)
 7a. Curtis Taylor, S, LSU (219)
7b. Ricky Jean Francois, DE, LSU (244)

2010
 (April 22-24, 2009)
 (Drafted 13th)

- 1a. Anthony Davis, T, Rutgers (11)**
 (Choice from Denver)
 1. Choice to Denver (13)
1b. Mike Iupati, G, Idaho (17)
 (Choice from Carolina)
 2. Taylor Mays, S, USC (49)
 3. Choice to San Diego (73)
3. NaVorro Bowman, LB, Penn State (91)
 (Choice from San Diego)
 4. Choice to Denver (113)
 5. Choice to Miami (145)
6a. Anthony Dixon, RB, Mississippi St. (173)
 (Choice from San Diego)
6b. Nate Byham, TE, Pittsburgh (182)
6c. Kyle Williams, WR, Arizona St. (206)
 (Compensatory Choice)
 7. Phillip Adams, CB, South Carolina St. (224)

2011
 (April 22-24, 2009)
 (Drafted 13th)

- 1. Aldon Smith, LB, Missouri (7)**
2. Colin Kaepernick, QB, Nevada (36)
 (Choice from Denver)
 2. Choice to Denver (45)
 3. Choice to Jacksonville (76)
3. Chris Culliver, CB, South Carolina (80)
 (Choice from Jacksonville)
 4. Choice to Denver (108)
4. Kendall Hunter, RB, Oklahoma St. (115)
 (Choice from San Diego)
 5. Choice to Denver (141)
5. Daniel Kilgore, G, Appalachian St. (163)
 (Choice from Green Bay)
 6. Choice to Green Bay (174)
 6. Ronald Johnson, WR, Southern California (182)
 (Choice from Jacksonville)
6. Colin Jones, S, Texas Christian (190)
 (Choice from Seattle)
7. Bruce Miller, FB, Central Florida (211)
 7. Choice to Green Bay through Detroit (231)
7. Michael Person, G, Montana State (239)
 (Compensatory Choice)
7. Curtis Holcomb, CB, Florida A&M (250)
 (Compensatory Choice)