

SAN DIEGO CHARGERS

MEDIA GUIDE 2016



 **CHARGE ON.**

SHOW OFF YOUR
CHARGERS
PRIDE



Shop. **CHARGERS**.com

2016 SCHEDULE

PRESEASON

DATE	OPPONENT	STADIUM	KICKOFF	TV
Saturday August 13	at Tennessee	Nissan Stadium	5:00 p.m.	CBS
Friday August 19	ARIZONA	Qualcomm Stadium	6:00 p.m.	CBS
Sunday August 28	at Minnesota	U.S. Bank Stadium	10:00 a.m.	FOX
Thursday September 1	SAN FRANCISCO	Qualcomm Stadium	7:00 p.m.	CBS

REGULAR SEASON

DATE	OPPONENT	STADIUM	KICKOFF	TV
Sunday September 11	at Kansas City	Arrowhead Stadium	10:00 a.m.	CBS
Sunday September 18	JACKSONVILLE	Qualcomm Stadium	1:25 p.m.	CBS
Sunday September 25	at Indianapolis	Lucas Oil Stadium	1:25 p.m.	CBS
Sunday October 2	NEW ORLEANS	Qualcomm Stadium	1:25 p.m.	FOX
Sunday October 9	at Oakland	O.co Coliseum	1:25 p.m.*	CBS
Thursday October 13	DENVER	Qualcomm Stadium	5:25 p.m.	^CBS
Sunday October 23	at Atlanta	Georgia Dome	1:05 p.m.*	FOX
Sunday October 30	at Denver	Sports Authority Field	1:05 p.m.*	CBS
Sunday November 6	TENNESSEE	Qualcomm Stadium	1:25 p.m.*	CBS
Sunday November 13	MIAMI	Qualcomm Stadium	1:05 p.m.*	CBS
BYE				
Sunday November 27	at Houston	NRG Stadium	10:00 a.m.*	CBS
Sunday December 4	TAMPA BAY	Qualcomm Stadium	1:25 p.m.*	FOX
Sunday December 11	at Carolina	Bank of America Stadium	10:00 a.m.*	FOX
Sunday December 18	OAKLAND	Qualcomm Stadium	1:25 p.m.*	CBS
Saturday December 24	at Cleveland	FirstEnergy Stadium	10:00 a.m.	CBS
Sunday January 1	KANSAS CITY	Qualcomm Stadium	1:25 p.m.*	CBS

All times Pacific. Home games in **BOLD CAPS**

^Simulcast on NFL Network and Twitter

*Games subject to flexible scheduling

TABLE OF CONTENTS

2016 Schedule.....	1
Game-Day Information	3
Directory.....	4

OWNERSHIP, COACHING & ADMINISTRATION

Alex G. Spanos.....	7
Dean A. Spanos.....	8
Michael A. Spanos.....	10
A.G. Spanos.....	11
John Spanos.....	12
Jeanne Bonk.....	13
Ed McGuire.....	13
Mark Fabiani.....	14
Fred Maas.....	14
Jeffrey Pollack.....	15
Tom Telesco.....	16
Mike McCoy.....	17
Assistant Coaches.....	18
Player Personnel.....	28
Football Staff.....	32
Administration.....	34

PLAYERS

Veterans & Returning Players.....	41
Draft Choices.....	131
Rookie Free Agents & First-Year Players.....	136
2016 Roster.....	143

2015 IN REVIEW

Final NFL Standings.....	146
Regular-Season Stats.....	147
Game-by-Game Team Stats.....	148
Game-by-Game Opponent's Stats.....	149
Takeaway-Giveaway Ratio.....	150
Weekly Rankings.....	150
Starting Lineups.....	150
Chargers Record When.....	150
Participation Chart.....	151
Game Summaries.....	152

RECORDS

Individual Records.....	170
Team Records.....	173
Career Top 10.....	177
Single-Season Top 10.....	178
All-Time 300-Yard Passing Games.....	180
All-Time 100-Yard Rushing Games.....	181
All-Time 100-Yard Receiving Games.....	183
All-Time 200-Yard All-Purpose Games.....	186
Chargers 10 Longest.....	187
Opponent 10 Longest.....	188
Opponent Top Performances.....	189
Individual Postseason Records.....	191
Team Postseason Records.....	192

YEAR-BY-YEAR STATISTICS

1960–2015.....	193
----------------	-----

HISTORY

Series Results.....	252
Quarterbacks Records as Starters.....	255
Starting Quarterbacks by Year.....	256
Preseason Results.....	257
Postseason History.....	259
NFL Honors.....	273
San Diego Chargers Honors.....	276
Chronology.....	278
Draft History.....	284
Draft Picks by School.....	288
Trade History.....	289
History of the Chargers Uniform.....	292
Head Coaches.....	293
Assistant Coaches.....	294
All-Time Alphabetical Roster.....	295
All-Time Colleges.....	300
All-Time Numerical Roster.....	301

GENERAL INFORMATION

2016 NFL Regular-Season Schedule.....	308
2016 NFL Postseason Schedule.....	309
2016 NFL Preseason Schedule.....	310
Chargers on Radio.....	310
Chargers en Español.....	311

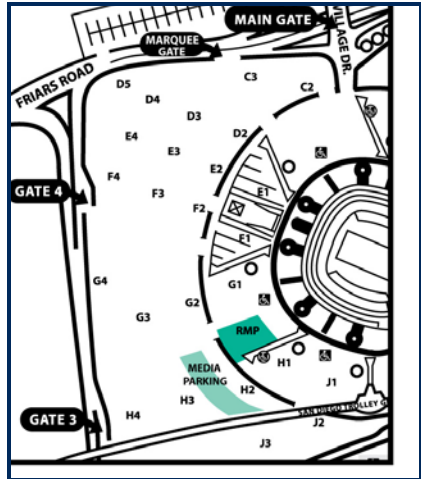
MISCELLANEOUS RECORDS & INFORMATION

2016-17 Important Dates.....	40
Chargers National TV Night Games.....	46
Top 10 Offensive & Defensive Performances.....	60
Overtime Games.....	61
Chargers in the Power Blues.....	74
Charger Girls.....	77
Top 10 Home & Road Attendance Figures.....	81
Regular-Season Seat Sales and Attendance.....	85
Chargers 10 Largest Margins of Victory.....	87
Offensive & Defensive Rankings by Year.....	91
Chargers 10 Greatest Comeback Wins.....	102
Chargers Regular-Season Streaks.....	118
Top 10 Warmest & Coldest Games.....	130
The Last Time.....	168
Training Camp Information.....	168
Ticket Information.....	250
Postseason Results.....	258
Qualcomm Stadium.....	306

GAME-DAY INFORMATION

GAME-DAY MEDIA PARKING: Media attending Chargers home games have been assigned reserved areas to park at Qualcomm Stadium. Please refer to the map here or on the back of your assigned parking permit. Media should enter the parking lot through the main gate, located off of Friars Rd. at Mission Village Drive. Media must park in the assigned area and display parking permits at all times. As a reminder, parking is limited and is being provided as a courtesy.

MEDIA ENTRANCE: All credentialed media must enter through Gate H and are subject to search procedures. Please be prepared to open all cases and bags for inspection by stadium security personnel. All items will be inspected and tagged for security purposes. Please make sure bags are identifiable and limit carry-in items to only what is necessary. Remove any security tags from prior games.



The public relations department of the San Diego Chargers serves as liaison between the team and the public and media. Please contact us with all requests for information or game credentials.

SAN DIEGO CHARGERS PUBLIC RELATIONS DEPARTMENT

Bill Johnston, Director of Public Relations

Scott Yoffe, Assistant Director of Public Relations

Jennifer Rojas, Corporate Communications Manager

Jamaal LaFrance, Media Relations Coordinator

P.O. Box 609609
San Diego, CA 92160-9609
OFFICE: (858) 874-4500
FAX: (858) 292-2760

CHARGERS.COM AND CHARGERSMEDIA.COM

Chargers.com features the latest news on the San Diego Chargers, including player features. The site also includes player bios, rosters, the depth chart, transactions and more. It is the quickest and easiest way to find the latest information on the San Diego Chargers.

Chargersmedia.com is the hosting site for media to request game credentials. Credential requests must be submitted by the sports director, sports editor or photo editor to be considered.

PRESS WILL CALL

Press Will Call is located at Gate H and opens four hours prior to kickoff.

MEDIA PHONE LINES

Media wishing to obtain a dedicated phone line in the press box should contact Gary Brashear of San Diego Sports Communications at (619) 281-1500.

PRESS BOX

The telephone number in the Qualcomm Stadium press box is (619) 641-5160. The press box is equipped with WiFi technology. Contact the Chargers' PR staff for additional support.

TICKET INFORMATION

The Chargers' ticket office at Qualcomm Stadium is located at Gate C. For information, call the Chargers' ticket office at 1-877-CHARGERS or TicketMaster at (800) 745-3000.

The Media Guide is a publication of the San Diego Chargers. Copyright © 2016 San Diego Chargers. Chargers Editorial Offices: 4020 Murphy Canyon Road, San Diego, CA 92123, (858) 874-4500.

DIRECTORY

OWNERSHIP & EXECUTIVE MANAGEMENT

Owner	Alex G. Spanos
Chairman of the Board	Dean A. Spanos
Vice Chairman	Michael A. Spanos
President–Business Operations	A.G. Spanos
President–Football Operations	John Spanos
Executive Vice President–Chief Operating Officer	Jeanne M. Bonk
Executive Vice President of Football Administration–Player Finance	Ed McGuire
Special Counsel	Mark Fabiani
Special Advisor	Fred Maas
Special Advisor	Jeffrey Pollack
Executive Assistant to the Chairman	Cheri Pedersen
Executive Assistant	Yolanda Tucker

PLAYER PERSONNEL

General Manager	Tom Telesco
Director of Player Personnel	JoJo Wooden
Senior Director of Pro Personnel	Louis Clark
Director of Pro Scouting	Dennis Abraham
Director of College Scouting	Kevin Kelly
Senior Executive	Randy Mueller
Pro Scout	Regis Eller
National Scout	Tom McConaughy
Area Scouts	Donovan Beidelschies, Chris Hobbs, James MacPherson, Patrick Ryan, Justin Sheridan
Combine Area Scout	Travis Lash
Salary Cap & Personnel Assistant	Michael Spanos II
College Scouting Coordinator	Tyler Lyon
Executive Assistant to Football Operations	Kate Korson

COACHING

Head Coach	Mike McCoy
Defensive Coordinator	John Pagano
Offensive Coordinator	Ken Whisenhunt
Special Teams Coordinator	Craig Aukerman
Linebackers	Bob Babich
Offensive Line	Jeff Davidson
Assistant Offensive Line	Dave DeGuglielmo
Assistant Defensive Backs	Chris Harris
Strength and Conditioning	Kent Johnston
Assistant Linebackers	Bobby King
Assistant Strength and Conditioning	Rick Lyle
Tight Ends	John McNulty
Defensive Backs	Ron Milus
Offensive Assistant	Tommy Rees
Quality Control–Offense/Special Assistant to the Head Coach	Mark Ridgley
Quality Control–Defense	Chris Shula
Wide Receivers	Nick Sirianni
Defensive Line	Giff Smith
Quarterbacks	Shane Steichen
Assistant Special Teams	Marquice Williams
Running Backs	Ollie Wilson

FOOTBALL STAFF

Head Athletic Trainer	James Collins
Assistant Athletic Trainers	Damon Mitchell, Marco Zucconi, Alvin Cabrera, Allison Miner
Director of Video Operations	Brian Duddy
Assistant Director of Video Operations	Jason Negus
Video Assistant	Matt LeValley
Senior Director of Player Engagement	Arthur Hightower
Equipment Manager	Bob Wick
Assistant Equipment Manager–Field Manager	Chris Smith
Equipment Assistant	Kevin Duddy
Team Doctors	Dr. Tal David, Dr. Catherine Robertson, Dr. Calvin Wong

ADMINISTRATION

Controller	Marsha Wells
Assistant Controller	Rich Alexander
Tax Manager	Jim Maio
Accounting Manager	Chrystal Lee
Payroll/Human Resources Manager	Sandy Cordeau
Revenue Accountant	Mariah Hobbs
Accounts Payable Coordinator	Grace Parra
Accountant	Megan Gannon
Senior Vice President–Chief Marketing Officer	Ken Derrett
Vice President of Marketing Partnerships	Denny O’Leary
Senior Manager, Marketing Partnerships & Broadcasting	S. Brandon Ward
Senior Manager, Corporate Partnerships	Chris Lee
Manager, Corporate Partnerships	Zach Gano
Senior Manager of Client Services	Jennifer Bower
Coordinators, Marketing Partnerships	Johanna Way, Terrence White
Vice President–Ticket Sales & Services	Todd Poulsen
Senior Manager, Ticket Sales	Steve Pankowski
Account Executives	Meagan Maroney, Stefani Polonia
CRM/Database Manager	Jose Virgen
Administrative Assistant–Guest Services Representative	Olivia Agundes
Director of Ticket Operations	Michael L. Dougherty
Senior Manager of Ticket Operations	Kris Moerschel
Ticket Operations Assistant	Betsy Pyle
Director of Guest Services	Shirley Weimann
Senior Manager of Guest Services	Jim Cwalinski
Club Seat Services Manager	Barbie Hendrix
Club Seat Services Coordinator	Adrian Bailey
Guest Services Representatives	Linsey Bahl, Janet Carroll, Joanne Hernandez, Carly Mitchell, James Navarra
Director of Premium Sales	Quinton Owens
Manager, Suite Services	Rachel Books
Managers, Premium Seating Sales	Wes Badorek, Eddie Gomez, Peter Lopez, Jason Stern
Director of Digital Media	Nicoletta Ruhl
Senior Manager, Digital Content	Joel Price
Managing Editor, Chargers.com	Ricky Henne
Senior Producer, Chargers.com	Jordan Beane
Video Editor, Chargers.com	Sam Davis
Creative Services Manager	Ina Jung
Director of Public Relations	Bill Johnston
Assistant Director of Public Relations	Scott Yoffe
Corporate Communications Manager	Jennifer Rojas
Media Relations Coordinator	Jamaal LaFrance
Director of Public Affairs & Corporate/Community Relations	Kimberley Layton
Community Relations Manager–Youth Football	Chase Hartman
Community Relations Assistant	Alex Biller
Director of Player Outreach	Dick Lewis
Director of Security	Bill Stetson
Assistant Director of Security–Gameday	Dave Johnson
Director of Stadium/Game Operations & Special Events	Sean O’Connor
Senior Manager of Stadium Operations	Tom Carson
Events Manager	Justine King
Director of Business Operations	John Hinek
Business Operations Assistant	John Leatherwood
Receptionist	Georgette Rogers
Facilities Coordinator	Chuck Sandusky
Head Staff Assistant	Paul Chapman



LEADERSHIP

ALEX G. SPANOS

Owner

Alex Spanos and his wife Faye are shining examples of how the American spirit of hard work and determination can pay off for those willing to follow their dreams.

"I always believed in the pursuit of one's dreams. In buying the Chargers, I've been able to realize a dream," Spanos said upon purchasing the team in 1984.

In 1951 at the age of 27, Alex Spanos decided he could no longer support his growing family on \$40 per week working in his father's bakery. So he borrowed \$800, purchased a used catering truck and set out on his own by providing catering and support services for the migrant farm workers in California's Central Valley.

From those humble beginnings, Spanos' tireless work ethic built one of the leading real estate and development companies in the industry, and today he is the patriarch of one of the most accomplished and philanthropic families in the United States.

A.G. Spanos Companies builds multi-family housing and master planned communities and is one of the nation's largest family-owned builders. Alex Spanos' personal commitment to quality and integrity is now carried on by his family in the daily operation and management of the San Diego Chargers as well as the companies that bear his name.

Spanos made family part of his formula for business success. The A.G. Spanos organization, including the Chargers, is a family-run operation. Alex turned over the day-to-day operations of the Chargers to his oldest son, Dean, in 1994, 10 years after purchasing the team on Aug. 1, 1984. Today he enjoys retirement and watching his sons, Dean and Michael, along with grandsons A.G. and John guide the Chargers as they celebrate 32 years of the family's ownership.

Spanos' amazing journey and his passion for giving back is outlined in his autobiography, "Sharing the Wealth: My Story," a compelling first-hand account of the events and decisions in his life that became his basic fundamentals for success.

Spanos' community spirit and generosity are renowned. Few can match the benevolence



Chargers Owner Alex Spanos and his wife Faye will celebrate 68 years of marriage in 2016. Spanos purchased the team in 1984.

and philanthropy that Alex and Faye have shown through their support of deserving institutions and community-service efforts. One of his more generous contributions resulted in the opening of the Alex G. Spanos Heart & Vascular Center in Sacramento. San Diegans have Spanos to thank for the huge economic windfall of two Super Bowls (1998 and 2003) and a Republican National Convention in San Diego. In addition to the millions of dollars donated by Spanos and the Chargers Community Foundation, which he

established, the Spanos family has delivered nearly \$13 million to help San Diego's youth by supporting education as well as health and fitness programs.

In 2008 the President of the Republic of Greece, Mr. Karolos Papoulias, awarded Spanos the Medal of the Commander of the Order of Honor. The honor came in recognition of his many contributions to the birthplace of his parents.

These acts of caring demonstrate the commitment of a man whose rags-to-riches story has been an inspiring example for others. Though his life has taken him places he never dreamed possible, Spanos continues to reside in his hometown of Stockton, California.

Alex and Faye are celebrating 68 years of marriage in 2016. And they will celebrate with their four children (Dean, Dea, Alexis, Michael and their spouses), 15 grandchildren, and eight great grandchildren.



DEAN A. SPANOS

Chairman of the Board

Under the leadership of Chairman of the Board Dean Spanos, the San Diego Chargers have become one of the NFL's most respected franchises. Spanos has provided critical direction and resources while building a winning, family environment that has led to consistency and success.

During the 11 years from 2004-14, the Chargers won 113 games (playoffs included), including five AFC West championships (2004, 2006-09) and four playoff games. Only three teams won more games during that span.

Spanos handed over the reins of day-to-day leadership to sons A.G. and John in 2015. Eldest son A.G. Spanos now serves as President-Business Operations while John Spanos is President-Football Operations. Dean remains atop the organization as chairman.

That transition in leadership came soon after Spanos oversaw another key transition period in franchise history. In 2013 new leadership was added for the football team as Tom Telesco and Mike McCoy were hired to serve as the team's general manager and head coach, respectively. The moves transformed the Chargers' front office from one of the oldest to the NFL's youngest and brought new energy and optimism to the organization and its fan base.

Spanos' leadership is felt throughout the National Football League as well as all Spanos corporate entities. As a member of the Management Council Executive Committee (CEC), he played an integral role in negotiating the NFL's current labor agreement prior to the 2011 season. And through 2015, Spanos served as chairman of the NFL's Business Ventures Committee, which has oversight regarding various league commercial activities, including consumer products, sponsorship, events, marketing and new business initiatives. Spanos continues to serve on both the CEC and the League's Business Ventures Committee. His previous League committee terms include membership on the NFL's International and Legislative Committees.

Spanos had served as president of the Chargers since early in 1994, the same year the team culminated its most memorable season in team history with an appearance in Super Bowl XXIX. In addition, he also serves as President of the A.G. Spanos Companies. Dean and his brother, Michael, oversee all construction operations nationwide.

Spanos' commitment to San Diego and the team is undeniable. He has dedicated 14 years and millions of dollars to develop a plan to give San Diegans a modern Super Bowl-quality stadium and

secure a long-term home for their football team. The reason for this bond: Dean's family has proudly called San Diego home for 32 years.

TRADITION OF GIVING

The Spanos family is recognized as one of pro football's most philanthropic families and one of Southern California's most active and caring contributors. Their financial and emotional support of youth sports and education in San Diego is unmatched.

The Chargers Community Foundation and the Spanos family have provided nearly \$13 million to support a wide range of services and resources for programs directly affecting youth and families in San Diego County. In 1999, Spanos created the Foundation's largest ongoing program, Chargers Champions, which has provided nearly \$6 million in direct assistance to San Diego County schools, teachers and students. The program provides grants to improve fitness, nutrition and athletic programs on area campuses.

In 2014 Spanos pledged \$500,000 to the University of California-San Diego to upgrade and expand the existing Alex G. Spanos Training Facility, recently renamed and opened as the Alex G. Spanos Athletic Performance Center. UCSD is the Chargers' former training camp home and this gift raises the value of the family's support of the institution to more than \$1.6 million.

In 2012 following the passing of former Chargers linebacker Junior Seau, Dean and his wife Susie brought a shocked team and community together when they hosted a "Celebration of Life" for Seau in Qualcomm Stadium. The event was seen and heard live by more than 150,000 San Diegans and made it possible for a grieving community to heal and pay tribute to one of San Diego's native sons.

Although such examples of Spanos' largesse are too many to count, a number stand out. In 2000, local student-athletes received a giant boost when the Spanos family and Chargers Community Foundation supplied the initial funding to organize the first-ever freshman football and girls volleyball programs in the 16 San Diego City high schools. The Chargers are a top supporter of the California Interscholastic Federation's (CIF) annual high school football championship games. And the Alex Spanos All-Star Classic, the longest-running high school all-star football game in California, celebrated its 25th anniversary in 2015.

This devotion to youth football led the national Pop Warner organization to name the Chargers its 2015 NFL Team of the Year. The Chargers are the first NFL team to receive the honor twice: 2007 and 2015.

When wildfires ravaged San Diego County in 2003 and again in 2007, Spanos made identical \$1 million donations to aid affected families and the recovery effort.

Spanos also is a staunch supporter of San Diego's police, fire and sheriff's departments. Critical Communications Centers have been upgraded and mobile command units for the police department have been purchased while their financial support enabled local agencies to purchase wildfire fighting gear as well as other fire-fighting equipment.

Spanos has been a long-time contributor to Rady Children's Hospital, the San Diego Blood Bank, San Diego State University's Campanile Foundation, University of San Diego, STAR/PAL, the San Diego Police Foundation, the San Diego Hall of Champions and the San Diego High School Sports Association.

Dean and his father Alex Spanos secured Super Bowl XXXII (1998) and Super Bowl XXXVII (2003) for the City of San Diego, each bringing an estimated windfall of more than \$300 million to the San Diego economy.

COMMUNITY HONORS

Honors for their generosity come frequently to Dean and Susie.

Most recently, the Spanos family and the Chargers received the Light of Hope Award from the Epilepsy Foundation of San Diego. San Diego's Military Advisory Council presented the family with their annual Achievement Award in 2015 for the team's outstanding annual support of the region's military. The Armed Services YMCA also recognized the team's longtime support of military families with its 2015 Vice Admiral St. George Award.

In 2014, the Spanos family received the Outstanding Community Service Award among all family-owned businesses by the San Diego Business Journal.

The Make-A-Wish Foundation presented the team with its Wish-Granting Partner of the Year Award while the California State Athletic Director's Association presented the Chargers with its President's Merit Award, both in 2012. The Rotary Club of San Diego also presented Spanos and the Chargers organization with its prestigious Heilbron Award, given to companies that "exemplify the pay it forward spirit – that give of themselves and their professional expertise to advance the well-being and success of others in the community."

They received the 2012 Herb Klein Spirit of San Diego Award from the San Diego Regional Chamber of Commerce at the organization's annual awards dinner. In 2011 the Salvation Army recognized Spanos and the Chargers' dedication to helping San Diego's homeless citizens during their annual Golden Bells ceremony.

In 2010, the Association of Fundraising Professionals recognized Spanos and the Chargers as San Diego's Outstanding Philanthropic Corporation, one of the most prestigious awards for community service.

The American Diabetes Association honored Spanos at its annual Fathers of the Year Dinner in 2010. In 2007, the local Salvation Army named Dean and Susie as their Most Valuable Philanthropists.

In 2006 President George W. Bush appointed Spanos as a Board of Trustees member of the John F. Kennedy Center for the Performing Arts. That same year he was the honored recipient of the Golden Achievement Award from the Boys & Girls Clubs of San Diego and Junior Achievement of San Diego inducted him into its Hall of Fame for his community leadership and specifically for his support of youth education initiatives.

The Warner Award, the top honor of the national Pop Warner football organization, was bestowed on him for his commitment to youth football and its Little Scholars education initiative in 2005. The San Diego Chapter of the National Football Foundation also presented Spanos with its highest honor, the Distinguished American Award. In 2004, the Police Historical Society presented him with their first Cota Award for community philanthropy and support of law enforcement. Dean and Susie received the Harold Leventhal Community Service Award in 2003, the top national award of the Huntington's Disease Society of America.

Spanos has the unique distinction of being a second-generation recipient of the renowned Ellis Island Medal of Honor, so honored in 2002, 16 years after his father was similarly honored. He was also inducted into the DeMolay International Alumni Hall of Fame in 2002. DeMolay International is an organization dedicated to preparing young men to lead successful and productive lives.

In 2001, the San Diego Hall of Champions Sports Museum presented Dean and Susie with its Community Champions Award, the Hall's most distinguished award.

BUSINESSMAN AND FAMILY MAN

Dean Alexander Spanos was born in Stockton, California. He earned varsity letters in football and golf at Lincoln High School in Stockton. Dean later received Lincoln High School's Hall of Fame Award, which honors alumni whose contributions and accomplishments are representative of the school. He was recognized for his achievements in the areas of business and athletics. Spanos continued his golfing career at the University of the Pacific in Stockton, graduating in 1972 with a degree in business administration. He maintains close ties with his alma mater, having served as a regent at the university.

An avid golfer since his college years, Dean has been on the winning team in five Pro-Am tournaments, including back to-back wins in 1990 at the Bob Hope Chrysler Classic and the AT&T National Pro-Am at Pebble Beach with partner Hubert Green. He successfully defended his title at the Hope Classic in 1991. Spanos' first win came with Green at the 1985 Bing Crosby Pro-Am at Pebble Beach, where he was awarded the "Most Valuable Amateur" trophy for supplying the most help to

[Dean Spanos, cont.](#)

his professional partner. Later that year, his second win came in the 1985 Senior Players Reunion Pro-Am in Dallas, where he teamed with San Diego native Billy Casper.

Susie received the prestigious Celebration of Life Award in 2011 from the American Cancer Society. She is a spokeswoman for the NFL's cancer campaign and is a breast cancer survivor. She also was honored as a "Woman of Dedication" by the Salvation Army in 2001 and has been named the Woman of the Year by the San Diego Leukemia Society for her philanthropic work in the community.

Susie works with and serves on the boards of many charitable organizations in San Diego, including the San Diego Women's Foundation. She is on the board of the Salvation Army and an advisory member of Las Patronas, one of San Diego's leading non-profit organizations. Susie has been a driving

force in supporting the San Diego Blood Bank and its umbilical cord blood program, helping the Chargers' annual blood drive become one of the most successful in the nation.

Dean and Susie have two sons, A.G. and John, and one grandchild. They reside in La Jolla.

EXECUTIVE STAFF



CHERI PEDERSEN
Executive Assistant
to the Chairman



MICHAEL A. SPANOS

Vice Chairman

Michael A. Spanos is vice chairman of the Chargers. In that capacity, he assists in financial and management matters pertaining to the team.

Michael joins his brother – Chairman of the Board Dean Spanos – in steering the direction of the organization, including the on-going effort to bring a new stadium to the San Diego region. Spanos has played an integral role in the ongoing stadium process, working tirelessly alongside Dean on many aspects, including the business model and physical design of the project.

As president of the A.G. Spanos Companies, Michael is responsible for the company's planning and development activities around the country. He monitors and oversees the office divisions in

states where the company builds and develops. His responsibilities also extend to the areas of property management, land acquisition and preparation of all plans for future direction, growth and construction of the company's multi-family communities and land development activities. From the company headquarters in Stockton, Michael travels regularly across the country to monitor and manage building projects.

Born in Stockton, California, he attended Lincoln High School and graduated from the University of the Pacific, with a bachelor's degree in business administration. In 1989, Michael was appointed to the Board of Regents at the University of the Pacific, where he served for five years. Michael continues to contribute both his time and resources to the development and support of charitable projects involving youth sports and education. He and his wife, Helen, have five children and reside in Stockton.

A.G. SPANOS

President — Business Operations



A.G. Spanos was named president—business operations for the Chargers in May 2015. He oversees all day-to-day business operations of the organization, including marketing, sales, public relations, digital media and community relations. He also represents the organization at all NFL and ownership meetings.

Previously, Spanos served as executive vice president—chief executive officer from 2011-15, executive vice president—executive officer from 2008-10 and director of marketing programs and business development from 2003-07.

Spanos knows that the Chargers have the ability to lift the spirits of the community and his number-one goal is and always has been to make sure the Chargers enjoy success on the field. That includes helping the franchise establish an undeniable home-field advantage. Since 2003, the Chargers have posted a winning record at home nine times, including 2006 when the Chargers went undefeated at home for the first time in franchise history. Clearly, the fans have played a huge role in this success.

Spanos stresses that Season Ticket Members are the backbone of the organization. Under his direction, the Chargers have added more value and access, and they rebranded the team's most loyal fans as Season Ticket Members. Key benefits of being a Season Ticket Member have grown to include the creation of dedicated service representatives, unique opportunities for Chargers Park and stadium tours, exclusive practice sessions at both mini-camp and training camp, an upgraded and more transparent seat relocation program and much more.

In an effort to quench Chargers fans' unending thirst for information about their team, Spanos created the organization's digital media department in 2012. The department has been instrumental in providing an endless supply of unique content available only on the team's official website, Chargers.com, while expanding the Chargers' social media footprint. Recognizing the benefits of producing web and television content in-house, Spanos led the effort to construct a new television and editing studio at Chargers Park.

Spanos sits on the Chargers Champions leadership team helping select schools for the school grant program founded by his grandfather, Alex Spanos. Since its inception in 2000, Chargers Champions has provided nearly \$6 million to assist San Diego schools, teachers and students. Each year the Chargers Champions School Grant Program allows public and private schools within San Diego County to apply for badly-needed funding for physical fitness, nutrition and athletic programs on their

campuses. The Chargers Champions program is the cornerstone of a community relations portfolio that includes supporting hundreds of charitable organizations and causes during the year.

Outside the office, Spanos serves on the Executive Committee and the Board of Directors for the San Diego Hall of Champions. He also serves on the Board of Directors for the San Diego Regional Chamber of Commerce and is an active member of the Young Presidents Organization (YPO).

Spanos attended La Jolla Country Day School in La Jolla, Calif., lettering in football and basketball. He played football as a freshman at Tufts University in Medford, Mass., before returning to California to continue his education at the University of Southern California, earning a bachelor's degree in marketing from the Marshall School of Business.

Spanos is the grandson of Owner Alex Spanos and he is the eldest son of Chairman Dean Spanos and his wife Susie. He and his wife, Kamri, have a son, Dean II.

EXECUTIVE STAFF



YOLANDA TUCKER
Executive Assistant



JOHN SPANOS

President — Football Operations

John Spanos was named president—football operations for the Chargers in May 2015. He oversees all of the team's football operations, including player personnel, coaching, player finance and the salary cap, medical, equipment, video, player engagement and security. He also represents the team at League and Management Council meetings.

Spanos began working for the Chargers in 1995. Originally, he worked summers as an assistant in football operations, and from 1998-00 he worked under the direction of Ed McGuire, who schooled him in contract negotiations and managing the salary cap.

In 2003, Spanos began working full-time as a scout. He methodically worked his way up through the organization before his career took a giant leap forward in 2013 when he was named executive vice president of football operations. This new position afforded him the opportunity to put his first big imprint on the organization, and he did just that as he was a key member of the selection committee responsible for the hiring of General Manager Tom Telesco and Head Coach Mike McCoy. The Chargers finished 9-7 in both 2013 and 2014. In 2013, the team returned to the playoffs for the first time since 2009 and won its first playoff game since 2008.

Spanos has seen his role in the NFL Draft grow exponentially since his ascension in 2013 and the results have been overwhelmingly positive. The team's 2013 draft yielded three key starters: guard D.J. Fluker, linebacker Manti Te'o, and wide receiver and Pepsi Next NFL Rookie of the Year Keenan Allen. The 2014 draft class was headlined by cornerback Jason Verrett, who was selected to his first Pro Bowl in 2015 after leading the team in interceptions and passes defended. The 2015 NFL Draft elicited the team's leading rusher in top pick Melvin Gordon, while second-round pick, inside linebacker Denzel Perryman, came within five tackles of the first 100-tackle season by a rookie in team history. And outsiders are already buzzing about the Chargers' 2016 draft class which is headlined by two-time Big Ten Defensive Lineman of the Year Joey Bosa from Ohio State.

The 2016 season will mark Spanos' 21st year in the NFL and his 18th with the team.

His previous assignments within the organization include stints as a pro and college scout (2003-05), assistant director of college scouting (2006-07) and director of college scouting (2008-12).

It's no coincidence that Spanos' ascension within the organization coincided with one of the most

successful eras on the field in franchise history. From 2004-09, the Chargers won 67 regular-season games, third-most in the entire league. They also won three playoff games during that stretch, giving them 70 total wins from 2004-09, which was fourth-most in the league. The Chargers reached the playoffs five times from 2004-09 and advanced to the AFC Championship Game in 2007. And since 2003, the Chargers have been to the playoffs a total of six times.

From 2001-03, Spanos served two stints in the NFL's Management Council office in New York. In 2008, he further expanded his business acumen when he was among a select list of NFL executives invited to participate in the NFL's Executive Education Program at the Stanford Business School in Palo Alto, California.

Spanos continues to work closely with McGuire. They have managed the salary cap and retained some of the team's top players. This includes negotiating multiple contract extensions for several current and former All-Pro players, including Gates, quarterback Philip Rivers and running back LaDainian Tomlinson.

Staying true to his scouting roots, Spanos serves on the board of directors for National Football Scouting. Locally, he serves on the Athletics Board at the University of California-San Diego (UCSD).

In June 2010, Spanos was named one of the "Top 40 Under 40" Greek-Americans by Greek America Magazine. The acknowledgment came in recognition of his achievements in both business and community leadership.

Spanos was born in Stockton, California. He attended The Bishop's School in La Jolla where he lettered in football as a wide receiver and defensive back. He also lettered in golf and basketball, and was a member of three CIF championship teams. After Bishop's, Spanos attended Wake Forest University, graduating with a degree in business.

John and his wife Jodie reside in La Jolla.



JEANNE M. BONK

Executive Vice President — Chief Operating Officer

One of the Chargers' longest-tenured executives and one of the highest-ranking female executives in the National Football League, Jeanne Bonk was named executive vice president—chief operating officer in May 2016.

Bonk originally joined the Chargers in 1991 as chief financial officer. In 1994, she was promoted to chief financial and administrative officer, a position she retained for seven years. In 2000, she was named vice president-chief financial officer and in 2005, Bonk was promoted to executive vice president-chief financial officer.

Bonk has successfully overseen the team's day-to-day financial operations for the last 25 years. Her expertise has been critical to the ongoing success of the organization and her leadership in many areas, including as a member of the negotiating team for the Chargers' stadium efforts, has clearly demon-

strated the breadth of her knowledge of the NFL. As such, she has been a presenter at the NFL Women's Career Development Symposium.

A native of Covina, California, Bonk began her professional career in 1983 with the international accounting firm, Price Waterhouse. She worked at Price Waterhouse for eight years, leaving as a senior audit manager to join the Chargers in 1991.

Bonk attended Mater Dei High School in Santa Ana before graduating with honors from the University of San Diego in 1983 with a Bachelor's degree in business administration. She majored in accounting and is a Certified Public Accountant and a Chartered Global Management Accountant. Bonk was inducted into the Mater Dei High School Ring of Honor in 2011.

Bonk is a member of the American Institute of CPAs and the California Society of CPAs. She sits on the San Diego Humane Society's Audit Committee. Bonk previously chaired the Finance Committee of Cathedral Catholic High School for six years and was a member of the San Diego Diocesan Finance Council.

Jeanne and her husband, Jim, reside in Bonita.



ED MCGUIRE

Executive Vice President of Football Administration— Player Finance

Now in his 29th NFL season and 19th with the Chargers, Ed McGuire has enjoyed a steady ascent since joining the team in 1998. He was named executive vice president of football administration—player finance in January 2013. McGuire serves as the club's chief negotiator and manages the salary cap, while overseeing compliance of NFL and Collective Bargaining Agreement rules. He has been a member of the NFL Player Insurance Trust since 2002.

McGuire's previous roles with the Chargers include coordinator of football operations (1998-00), vice president of football operations (2000-06), executive vice president of football operations (2007) and executive vice president of football operations—assistant general manager (2008-12).

Throughout his tenure with the Chargers, McGuire has negotiated a number of long-term contracts and contract extensions. In 2004, he negotiated an eight-year contract extension for 2006 NFL MVP and two-time NFL rushing champion, LaDainian Tomlinson. At the time, the deal was the largest contract ever signed by a running back in NFL history. In 2009, McGuire negotiated Philip Rivers' six-year, \$92 million contract extension, the largest player contract nego-

tiated in team history. And more recently, McGuire has negotiated new contracts and extensions for several key players, including Rivers, Antonio Gates, Corey Liuget, King Dunlap, Brandon Flowers and Darrell Stuckey.

McGuire joined the Chargers after serving as the senior manager of labor operations for the NFL's Management Council from 1996-98. He was the league's manager of player personnel from 1991-96 and originally joined the NFL in 1987 as a player personnel analyst. McGuire also worked in the personnel department for the United States Football League from 1984-86.

During his tenure in the National Football League office, McGuire became a leading expert on the NFL's salary cap and Collective Bargaining Agreement, which was created in 1993 between the NFL and the NFL Players' Association.

Born in Riverhead, New York, McGuire graduated with a degree in athletic administration in 1984 from St. John's University in Jamaica, New York. He played football and baseball at Riverhead High School.

McGuire is a member of the Board of Directors for the Jacobs & Cushman San Diego Food Bank.

McGuire and his wife, Jane, have two children—son Kevin and daughter Shannon—and reside in Rancho Bernardo.



MARK FABIANI

Special Counsel

Charged with finding a new permanent home for the Chargers, Mark Fabiani is in his 15th season as the organization's special counsel. Since 2002, he has worked tirelessly to secure a state-of-the-art and Super Bowl-quality home for the franchise.

Prior to joining the Chargers, Fabiani was the deputy campaign manager for communications and strategy for former Vice President Al Gore's 2000 presidential campaign, the closest presidential election in modern history. In addition to serving as the campaign's chief spokesperson, Fabiani was responsible for coordinating the campaign's communications and media strategies and tactics, including the Vice President's post-election Florida vote count effort.

From 1994-96, Fabiani worked as President Bill Clinton's special counsel, providing legal, communications and political counsel to the President and First Lady on allegations and investigations of Whitewater and related matters. Fabiani produced and communicated the legal, legislative, and political responses to inquiries from the media, Capitol Hill and investigative agencies. He also served as the White House's principle spokesperson before the national media, appearing regularly on major news shows.

In the 1980s, Fabiani spent four years as deputy mayor of Los Angeles and chief of staff to Mayor Tom Bradley. He managed political strategy, media relations, policy analysis and an executive staff of 129 for the mayor. Fabiani directed day-to-day interaction between the mayor's office and the media, general managers of city departments, the City Council, and the city's principle private sector companies and public sector institutions.

A native of Ellwood City, Pennsylvania, Fabiani earned a bachelor's degree in philosophy from the University of Redlands before graduating cum laude from Harvard Law School in 1982. He served in senior positions at the United States Department of Justice and the Department of Housing and Urban Development. At the Justice Department, Fabiani was responsible for policy development for the Attorney General and at HUD, he implemented the federal government's Empowerment Zone Initiative for urban revitalization.

Fabiani is currently a partner in the downtown San Diego-based firm, Mark Fabiani & Associates, which provides strategic advice and tactical execution to companies and individuals facing complex financial, marketing, communications and legal challenges.

Fabiani and his family have resided in the San Diego area since 1996.



FRED MAAS

Special Advisor

Fred Maas (pronounced mass) joined the Chargers in February 2016 as special advisor to Chargers' Chairman Dean Spanos. Maas worked closely with Spanos, Special Counsel Mark Fabiani and an established team of legal, financial and land-use advisors to develop the Citizens' Initiative, the first step toward the creation of a proposed joint-use stadium-convention center facility in downtown San Diego.

Maas is currently the executive chairman of MRV Systems LLC, a manufacturer of marine robotic vehicles for the oceanographic and defense industries.

He previously served as the Chairman and CEO of the Centre City Development Corporation (CCDC) under Mayor Jerry Sanders. CCDC was the City of San Diego's redevelopment authority which oversaw, on behalf of the city, all redevelopment activ-

ities for the 1,500 acres that comprise downtown San Diego. Maas later served as special assistant to Mayor Sanders on a sports and entertainment district, as well as a previously-proposed downtown stadium for the Chargers.

Maas was a principal and served as President and CEO of Black Mountain Ranch, a 4,660-acre property that his partnership acquired in 1988. Then undeveloped land, Black Mountain Ranch is now home to several large-scale residential communities, including Santaluz and Del Sur.

In the 1980s and '90s, Maas served as a partner at Potomac Sports Properties, the exclusive developer of the PGA TOUR Inc. Earlier, Maas represented the TOUR on marketing, regulatory, legislative and tax matters.

Maas has served in a variety of capacities in national, state and local politics over the past 35 years, including stints with Senators Bob Dole and John McCain, Jack Kemp and Governor Mitch Daniels among others.

Maas also served as a special advisor to Todd Properties of New Zealand and H.E. Stuart Beck, the late Palauan Ambassador to the United Nations.

A native of Rochester, New York, Maas graduated

cum laude from Syracuse University's College of Law and Hobart College. Maas is admitted to the District of Columbia bar.

Maas has a daughter, Katherine Claire.



JEFFREY POLLACK

Special Advisor

Jeffrey Pollack joined the Chargers in December 2014 as special advisor. His role with the team includes crafting new strategies to help grow the Chargers brand, while also helping to explore new opportunities for a state-of-the-art stadium for the franchise.

In 1994, Pollack created and launched *The Sports Business Daily*, the first daily trade publication for the sports industry. As the founding President and Publisher, *The Daily* became a must-read for sports executives and gave rise to a proliferation of sports business information services. 2016 marks the 22nd consecutive year of publication for *The Daily*.

Pollack joined the NBA in 1998 as a strategic communications consultant during collective bargaining with the National Basketball Players Association, and he served as the League's Vice President of Marketing and Corporate Communications. In 2001, he joined NASCAR Digital Entertainment as Managing Director of Broadcasting and New Media. And from 2005-09, he served as President and Commissioner of the World Series of Poker. Under his leadership, the WSOP became a worldwide sports and entertainment phenomenon, and it crossed the \$1 billion mark in total prize money awarded.


Pollack has served as a senior advisor to a number of sports and media ventures, including the Professional Bull Riders, IGN Entertainment, and the Machete Group. In 2012, he was a key member of the deal team that advised Robert Pera on his purchase of the NBA's Memphis Grizzlies, and he

helped assemble one of the most dynamic ownership groups in professional sports. In 2014, Pollack led the deal team for Andrew Barroway in his purchase of controlling interest in the NHL's Arizona Coyotes. He began his career as a crisis communications strategist and political campaign manager at Winner & Associates and the affiliated firm of Winner & Mandabach Campaigns.

In addition to receiving one of the very first Primetime Emmy Awards presented for Outstanding Achievement in Interactive Television Programming, and a Sports Emmy for Outstanding Innovative Technical Achievement, Pollack received the first-ever Billboard Digital Entertainment Award for Best Interactive Television Programming. He appeared twice on *The Sporting News'* List of "The Top 100 Most Powerful People in Sports," and he was named by the *Sports Business Journal* to the inaugural list of "Forty Under Forty."

Pollack serves on the Advisory Board of Alpine AudioNow, the Board of Advisors of the Los Angeles Sports and Entertainment Commission, and the Executive Committee of the USC Sports Business Institute. He is a member of the Academy of Television Arts and Sciences and an Accredited Member of the Public Relations Society of America. Pollack also serves as a mentor at Amplify LA – a startup accelerator and entrepreneurial campus in Venice, California.

Pollack has a bachelor's degree from the Medill School of Journalism at Northwestern University, a master's degree from The Graduate School of Political Management, and a master's degree in sports management from the University of Massachusetts at Amherst.



TOM TELESKO

General Manager

22nd NFL Season, 4th season with Chargers

With a keen eye for acquiring talented players, Tom Telesco will serve his fourth season as general manager of the Chargers in 2016.

Telesco has infused the Chargers' roster with young players, building primarily through the draft. In 2015, all five of the Chargers draft picks made the team's opening-day roster and contributed throughout the season. First-round draft choice Melvin Gordon became the team's leading rusher and second-round pick Denzel Perryman came within five tackles of the first 100-tackle season by a rookie in team history.

Telesco also uncovered several gems in rookie free agency, including Nick Dzubnar, who became the team's leading special teams tackler, and Josh Lambo, who was the NFL's top rookie kicker.

As the calendar turned to 2016, Telesco brought some of the NFL's top veteran free agents to San Diego. They include wide receiver and kick returner Travis Benjamin, nose tackle Brandon Mebane, safety Dwight Lowery and cornerback Casey Hayward. Telesco added even more star power to the roster in April with another heralded draft class headlined by two-time Big Ten Defensive Player of the Year Joey Bosa from Ohio State.

Telesco was hired by the Chargers in January 2013. Forty-years-old at the time of his hiring, he became the youngest general manager in team history. Immediately following his hire, Telesco was part of the search committee responsible for hiring Mike McCoy as the team's head coach. Telesco then helped the Chargers return to the playoffs in 2013 with a roster that featured 25 players who joined the team prior to or during the season.

Telesco made several notable free agent acquisitions in 2013, including running back Danny Woodhead and tackle King Dunlap. His first draft with the Chargers yielded three prominent starters, including guard D.J. Fluker, inside linebacker Manti Te'o, and wide receiver and 2013 Pepsi Next NFL Rookie of the Year Keenan Allen.

Telesco's second draft class in 2014 was equally as impressive. The team's first four picks all made the opening-day roster and last season, 2014 first-round pick Jason Verrett made his first Pro Bowl after leading the team in interceptions and passes defended.

A native of Buffalo, New York, Telesco prepped at St. Francis High School in Athol Springs, N.Y. One of his teammates at St. Francis was Jacksonville Jaguars general manager David Caldwell. Days prior

to Super Bowl XLVIII in January 2014, which was co-hosted by New York and New Jersey, Telesco and Caldwell were recognized for their accomplishments on the floor of the New York State Senate by Senator Timothy Kennedy.

After graduating from St. Francis, Telesco played wide receiver at John Carroll University in Ohio. He was a starter on the Blue Streaks' 1994 Ohio Athletic Conference Championship team, and two of his teammates at John Carroll were Chris and Brian Polian, sons of Bill Polian, a 2015 inductee into the Pro Football Hall of Fame.

While attending John Carroll, Telesco spent four summers (1991-94) as a training camp intern with the Buffalo Bills. At that time, the elder Polian was the Bills' general manager. Polian left Buffalo for Carolina in 1994 and after Telesco graduated from John Carroll with a degree in business management in 1995, Polian hired him to work in the Panthers' scouting department. In 1998, Telesco and Polian moved on to Indianapolis, where Telesco would spend his next 15 NFL seasons as a college scout, pro scout, director of pro scouting, director of player personnel and vice president of football operations. He worked in Indianapolis during Peyton Manning's entire career with the Colts and later part of the team that brought Andrew Luck to the Colts with the first pick of the 2012 NFL Draft. Telesco also was involved in Colts drafts that featured four-time Pro Bowl running back Edgerrin James, five-time Pro Bowl wide receiver Reggie Wayne, and Dwight Freeney, a seven-time Pro Bowler as a Colt.

Telesco's tenure in Indianapolis was one of the most successful eras in Colts history. They played in two Super Bowls, including a victory over Chicago in Super Bowl XLI. From 1998-2012, the Colts won 154 regular-season games, eight division titles and they appeared in the playoffs 12 times. Indianapolis set an NFL record with 12 or more wins in seven consecutive seasons and they won an NFL record 23 straight regular-season games during the 2008-09 seasons. Their 115 regular-season wins from 2000-09 set an NFL record for wins in a decade.

In March 2015, Telesco was invited to be a presenter at the NFL's Career Development Symposium in Arizona. The program, attended by nearly 70 coaches and front office executives, was designed to engage aspiring head coach and general manager candidates. Telesco was one of only two active general managers invited to address participants at the symposium.

Telesco and his wife, Larah, have a daughter, Elena, and two sons, Thomas and Nicholas.

Tom Telesco's Experience

1995-96 — Scouting Assistant, Carolina Panthers
1997 — Area Scout, Carolina Panthers
1998-00 — Area Scout, Indianapolis Colts
2001-03 — Pro Scout, Indianapolis Colts

2004-05 — Director of Pro Scouting, Indianapolis Colts
2006-11 — Director of Player Personnel, Indianapolis Colts
2012 — V.P. of Football Operations, Indianapolis Colts
2013-16 — General Manager, San Diego Chargers



MIKE McCOY

Head Coach

19th NFL Season, 4th season with Chargers

A former NFL quarterback who has become one of the League's most innovative coaches, Mike McCoy will lead the Chargers for a fourth season in 2016.

Hired Jan. 15, 2013 as the 15th head coach in team history, McCoy has 23 wins, including playoffs, in his first three seasons.

Chargers quarterback Philip Rivers has excelled under McCoy, producing the three highest completion percentage seasons in franchise history, including a team-record 69.5 percent mark in 2013.

McCoy led the Chargers to the playoffs in his first season in 2013. At the time of his hiring, McCoy, then 41, was the second-youngest head coach in the NFL and the second-youngest in team history. The Bolts went 9-7 and won four straight and five of their last six to close out the regular season, including a thrilling season-ending overtime win against Kansas City that vaulted the Chargers into the postseason. During that stretch, the Chargers defeated Kansas City twice, and Denver and Oakland once each to finish 4-2 in the AFC West. McCoy then led the Chargers to a Wild Card Playoff win in Cincinnati for the franchise's first playoff victory since 2008. The Chargers' playoff appearance in 2013 marked the organization's first since 2009 and McCoy joined Sid Gillman (1960), Don Coryell (1979 – Coryell's first full season), Bobby Ross (1992) and Norv Turner (2007) as the only coaches in team history to lead the Bolts to the playoffs in their first season. Then with his team's win over the Bengals, McCoy became only the third head coach (Ross and Turner) to win his first playoff game.

McCoy led the Chargers to nine wins again in 2014. The Chargers defeated the defending Super Bowl champion Seattle Seahawks, they posted a 31-0 shutout win over the New York Jets, and the team showed its resiliency late in the season, overcoming double-digit deficits to beat Baltimore and San Francisco. When the Chargers won in Baltimore in November, they became the first West Coast team to win a game in the Charm City in 11 tries.

McCoy came to the Chargers from Denver, where he spent the 2009-12 seasons as the Broncos' offensive coordinator. In 2012, the Broncos won 13 games, second-most in a season in franchise history, and captured the No. 1 overall seed in the AFC playoffs. Peyton Manning threw a then-team-record 37 touchdown passes, while Demaryius Thomas and Eric Decker combined to become the youngest receiving duo in NFL history to top 1,000 yards and 10 touchdowns.

A year earlier in 2011, McCoy had a hand in a storied season in Denver as he helped the Broncos

reach the divisional playoffs after winning their first AFC West title since 2005. The Broncos upset Pittsburgh in the Wild Card Playoffs with Tim Tebow throwing an 80-yard game-winning touchdown pass to Thomas on the first play of overtime. That season, McCoy completely revamped Denver's offense into a read-option attack that meshed with Tebow's playing style. The Broncos led the NFL in 2011 with a franchise-record 2,632 yards on the ground.

McCoy started in Denver in 2009 as the Broncos' offensive coordinator and quarterbacks coach. In his first season, Kyle Orton set career highs in every major passing category, while wide receiver Brandon Marshall and left tackle Ryan Clady were selected to the Pro Bowl. Clady was also named All-Pro.

A native of Novato, Calif., McCoy was the starting quarterback for two years at San Marin High School, along with being a standout on the basketball court and baseball field. He played quarterback at Long Beach State for the legendary George Allen, and then at the University of Utah after Allen passed and the 49ers disbanded their football program. Upon graduating from Utah, McCoy signed with the NFL's Broncos as an undrafted free agent in 1995. After being cut by Denver, he spent his rookie season on Green Bay's practice squad, followed by stints with the Amsterdam Admirals of NFL Europe, the San Francisco 49ers, Philadelphia Eagles and Seattle Seahawks. McCoy concluded his playing career in 1999 with the CFL's Calgary Stampeders, a Grey Cup finalist. In 2014, he was inducted into the Marin Athletic Foundation Hall of Fame.

McCoy transitioned into coaching in 2000, joining the Carolina Panthers as an offensive assistant. Just four weeks into his first season with the Panthers, he was elevated to quarterbacks coach after the team's position coach stepped down. McCoy would go on to spend nine seasons in Carolina, serving as wide receivers coach (2001), quarterbacks coach (2002-08) and passing game coordinator (2007-08). Led by quarterbacks Steve Beuerlein and Jake Delhomme, Carolina made three playoff appearances, won two division titles, went to two NFC Championship Games and played in Super Bowl XXXVIII (2003).

McCoy did some of his best coaching in Carolina in 2007 when the Panthers won a franchise-best 12 games and earned a first-round bye in the playoffs. Injuries forced the Panthers to start four different quarterbacks (none for more than three games in a row) and Carolina became the first NFL team in 10 years to win at least one game with four different starters at quarterback (Delhomme, David Carr, Matt Moore and Vinny Testaverde).

McCoy and his wife, Kellie, have two children: daughter Liv and son Luke.

Continued next page

Mike McCoy's Coaching Experience

2000 — Offensive Asst. & Quarterbacks, Carolina Panthers
 2001 — Wide Receivers, Carolina Panthers
 2002-06 — Quarterbacks, Carolina Panthers
 2007-08 — QBs & Passing Game Coordinator, Carolina Panthers
 2009 — Offensive Coord. & Quarterbacks, Denver Broncos
 2010-12 — Offensive Coordinator, Denver Broncos
 2013-16 — Head Coach, San Diego Chargers

McCoy's Regular-Season Record as an NFL Head Coach

Year	Team	Div. Finish	W	L	T	Pct.
2013	San Diego	Third	9	7	0	.563
2014	San Diego	Third	9	7	0	.563
2015	San Diego	Fourth	4	12	0	.250
Totals			22	26	0	.458

McCoy's Postseason Record as an NFL Head Coach

Year	Team	W	L	T	Pct.
2013	San Diego	1	1	0	.500

ASSISTANT COACHES



JOHN PAGANO

Defensive Coordinator
21st NFL Season
15th season with Chargers

The longest-tenured assistant on the Chargers' coaching staff, 2016 will mark John Pagano's 15th season with the Chargers and his fifth as defensive coordinator.

In 2015, the Chargers core of young defenders showed impressive growth in Pagano's system. Jason Verrett led the team in interceptions and made his first Pro Bowl. Manti Te'o led the team with 107 tackles while rookie Denzel Perryman ranked second with 95 despite starting just over half the season. And Melvin Ingram led the team and tied for 12th in the NFL with 10.5 sacks.

The Chargers' defense was one of the NFL's best during the last month of the 2015 season. During the final five games, the Chargers allowed the fifth-fewest passing yards in the NFL (993) and the Bolts' pass defense recorded more interceptions (five) than touchdown passes allowed (four). The Chargers also surrendered only 91 points during that span, ninth-fewest in the NFL.

In 2014, the Chargers ranked ninth in the NFL in total defense and fourth in pass defense. It marked the second time in Pagano's first three years that the Bolts ranked in the top 10 in total defense, and the pass defense ranking was the unit's highest on his watch. Also in 2014, the Chargers ranked ninth in the NFL in scoring defense during the first eight games of the season, and they ranked fourth in the league in red zone defense over the last eight games.

There were several noteworthy performances by San Diego's defense in 2014, including a shutout victory against the New York Jets. The Chargers held three different teams to 10 points or less, their most in a season since 2010. From Sept. 14-Oct. 5, the Chargers went four games without allowing a point in the fourth quarter, the second-longest stretch in team history. And on Sept. 28 and Oct. 5, the Chargers held Jacksonville and the Jets scoreless in the second halves of both games, marking the first time the Chargers shut out consecutive opponents in the second half since 2006.

During the Chargers' run to the Divisional Playoffs in 2013, Pagano's defense turned in a number of stellar

performances, highlighted by a team-record streak of 12 consecutive quarters without allowing an offensive touchdown. In the postseason, San Diego's defense got stingy, recording a season-high four takeaways against Cincinnati in the Wild Card Playoffs, and two more against Denver in the divisional round. In total, the Chargers recorded 16 takeaways in their last eight games of the year (playoffs included), more than double the team's total in the first 11 games. The Chargers won four of five in December to qualify for the playoffs. That month, the Chargers surrendered just 315.8 yards per game (sixth-fewest in the NFL) and 17.6 points per game (third-fewest in the NFL).

Pagano made an immediate impression in his first season as defensive coordinator in 2012 as the Chargers ranked ninth in total defense and sixth in run defense. The Chargers recorded 38 sacks, including a team-record-tying 11 during a Dec. road win against the New York Jets. The Bolts scored seven defensive touchdowns (five interceptions and two fumbles), second-most in the NFL and two shy of the team record of nine set in 1961.

Pagano originally joined the Chargers in 2002 as the team's quality control coach for the defense and he moved his way up the ranks. He began as an assistant linebackers coach before moving to outside linebackers and then ultimately to linebackers coach before moving into the coordinator's role in 2012. In 2010, the Chargers had the NFL's No. 1 ranked defense and the squad was second in the league in sacks. And from 2005-11 when Pagano worked with the team's linebackers, a player from that group led the team in tackles and sacks every season. One of Pagano's star pupils was three-time Pro Bowl outside linebacker Shawne Merriman, the NFL's Defensive Rookie of the Year in 2005 and the NFL's leader in sacks in 2006.

A native of Boulder, Colo., Pagano was an all-state linebacker at Fairview High School. He played at Mesa State from 1985-88, earning a degree in business marketing.

John's older brother, Chuck, is the head coach of the Indianapolis Colts. Both John and Chuck played for their father, Sam, at Fairview High. Sam spent 26 years as the head coach at Fairview, winning three state titles, and he also coached internationally in Taiwan, Germany, France and Italy.

Pagano formerly served as a co-host of the Flavors of the Gaslamp, an event that raised funds and awareness for Multiple Sclerosis.

Pagano and wife, Kimberly, have two sons: Jagger and Brody.

John Pagano's Coaching Experience

1989 — Assistant Coach, Mesa State College
 1990-91 — Grad. Assistant, University of Nevada-Las Vegas
 1992-93 — Asst. Coach, Overland High School, Aurora, Colo.
 1994 — Graduate Assistant, Louisiana Tech
 1995 — Graduate Assistant, University of Mississippi
 1996-97 — Defensive Assistant, New Orleans Saints

1998-01 — Defensive Assistant, Indianapolis Colts
 2002-04 — Def. Asst.-Quality Control, San Diego Chargers
 2005-06 — Asst. Linebackers-Quality Control, S.D. Chargers
 2007-08 — Outside Linebackers, San Diego Chargers
 2008-11 — Linebackers, San Diego Chargers
 2012-16 — Defensive Coordinator, San Diego Chargers



KEN WHISENHUNT

Offensive Coordinator
29th NFL Season
2nd season with Chargers

In January, the Chargers reached an agreement with veteran NFL coach Ken Whisenhunt to return to San Diego as offensive coordinator. He returns to man the post he held in 2013 when the Chargers went 9-7, defeated the Cincinnati Bengals, 27-10, on the road in the Wild Card Playoffs and advanced to the AFC's Divisional Playoff round.

After leaving San Diego, Whisenhunt was the head coach of the Tennessee Titans in 2014 and for the first eight weeks of the 2015 season.

Quarterback Philip Rivers enjoyed one of the finest seasons of his NFL career while working in tandem with Whisenhunt. Rivers was named NFL Comeback Player of the Year and selected to the Pro Bowl after completing a team-record and NFL-leading 69.5 pct. of his passes for 4,478 yards with 32 touchdowns and just 11 interceptions for a team-record-tying 105.5 passer rating. Rivers completed a then-team-record 378 passes while setting a team record with three 400-yard passing games and he became the first quarterback in team history to throw for more than 400 yards in consecutive games. Rivers passed for more than 390 yards four times, tying Dan Marino (1984) and Joe Montana (1990) for the most in a season in NFL history and he also made history, joining Brett Favre (2009) and Drew Brees (2011) as the only quarterbacks in NFL history to complete at least 20 passes and 80 percent of their pass attempts three times in a season.

A former NFL tight end and H-Back with the Atlanta Falcons, Washington Redskins and New York Jets, Whisenhunt, spent the 2007-12 seasons as the head coach of the Arizona Cardinals. He won a franchise-record 49 games during his time in Arizona and went 4-2 in the postseason, including an appearance in Super Bowl XLIII after a team-record 12-win season in 2008.

Before he became a head coach, Whisenhunt spent 10 NFL seasons as an assistant coach, including six as a tight ends coach (Baltimore 1997-98, New York Jets 2000 and Pittsburgh 2001-03), one as a special teams coach (Cleveland 1999) and three as an offensive coordinator (Pittsburgh 2004-06). At the conclusion of his second season with the Steelers (2005), Whisenhunt won a Super Bowl ring when Pittsburgh defeated Seattle, 21-10, in Super Bowl XL. The Steelers drafted quarterback Ben Roethlisberger in Whisenhunt's first season as offensive coordinator (2004) and he helped coach "Big Ben" into one of the NFL's top signal-callers.

Whisenhunt worked with another star quarterback in Arizona in Kurt Warner, who helped lead the Cardinals to their Super Bowl appearance and back-to-back NFC West titles in 2008-09. It marked the Cardinals' first division titles since 1975 and their first back-to-back division crowns since 1974-75. Whisenhunt and Warner spent three seasons together (2007-09), during which time Warner passed for 11,753 yards and 83 touchdowns, including a team-record 30 touchdowns and 4,583 yards (second in team history) in 2008. Arizona's 2008 squad scored a franchise-record 427 points, one year after their 2007 squad set a franchise mark with 32 passing touchdowns and 404 points, second-most in team history.

Whisenhunt's first three seasons in Arizona produced records of 8-8 (2007), 9-7 (2008) and 10-6 (2009) as he became the first Cardinals coach to go .500 or better in his first three seasons with the team. The Cardinals were one of the NFL's best home teams under Whisenhunt as they combined to go 33-18 at University of Phoenix Stadium, including 3-0 in the playoffs. They were .500 or better in each of his six seasons as head coach, the longest such streak in franchise history. The Cardinals won an NFL-record four games in overtime in 2011 to improve Whisenhunt's record in OT contests to 7-2.

A native of Augusta, Georgia, Whisenhunt played quarterback and tight end at Georgia Tech from 1980-84. In 1985, the Falcons drafted him in the 12th round and he played nine seasons in the NFL, including four with the Falcons (1985-88), two with the Washington Redskins (1989-90) and three with the New York Jets (1991-93). Whisenhunt played in 74 games during his career and caught 62 passes for 601 yards and six scores.

Whisenhunt earned a degree in civil engineering from Georgia Tech and entered the coaching field in 1995, spending two seasons as the special teams and tight ends coach at Vanderbilt. After two years in Nashville, he landed his first NFL coaching job with Baltimore in 1997.

Whisenhunt is an avid golfer. As a teen, he worked the 18th-hole manual scoreboard at the Masters golf tournament. He's played the course on a number of occasions, including May 2008 when he shot an even par 72 that featured an eagle two on the par-4 11th hole. Whisenhunt contemplated a career in professional golf and after retiring as a player in 1993, he spent a year away from football and played golf extensively, including competing in the '94 U.S. Mid-Amateur at the Hazeltine National Golf Club in Chaska, Minnesota. Whisenhunt's best career score is a 65 and he has made two holes in one during his lifetime. He also technically had a third, but it went for a three on his scorecard after his original tee shot went in the water for a penalty.

Whisenhunt and his wife, Alice, have a son, Kenneth, Jr., and a daughter, Mary Ashley.

Ken Whisenhunt's Coaching Experience

1995-96 — Special Teams & Tight Ends, Vanderbilt University
1997-98 — Tight Ends, Baltimore Ravens
1999 — Special Teams, Cleveland Browns
2000 — Tight Ends, New York Jets
2001-03 — Tight Ends, Pittsburgh Steelers

2004-06 — Offensive Coordinator, Pittsburgh Steelers
2007-12 — Head Coach, Arizona Cardinals
2013 — Offensive Coordinator, San Diego Chargers
2014-15 — Head Coach, Tennessee Titans
2016 — Offensive Coordinator, San Diego Chargers



CRAIG AUKERMAN

Special Teams Coordinator
7th NFL Season
4th season with Chargers

After spending three seasons as the Chargers' assistant special teams coach, Craig Aukerman was promoted to special teams coordinator in 2016. It's a role he also filled on an interim basis for seven games in 2015.

Josh Lambo was the top rookie kicker in the NFL in 2015 with 106 points. He ranked second in the League among rookies with a team-record 41 touchbacks, while fellow rookie Nick Dzubnar led the team in special teams tackles. Meanwhile, Darrell Stuckey, a Pro Bowl performer in 2014,

was named Special Teams Player of the Year for the second time in three seasons after finishing second to Dzubnar in tackles.

A native of McComb, Ohio, Aukerman was a two-time NAIA All-America at the University of Findlay (Ohio) where he played defensive back and wide receiver from 1995-98, while also contributing on special teams. He graduated in 1999 with a degree in elementary education and a year later began coaching as the school's wide receivers coach.

Aukerman spent the next 10 seasons coaching collegiately before making a leap to the NFL as a defensive assistant with the Denver Broncos in 2010. He spent one year with the Broncos where he worked on the same staff as Chargers Head Coach Mike McCoy. Aukerman next spent two seasons in Jacksonville, including 2012 as assistant special teams coach when rookie punter Bryan Anger led all NFL rookies and ranked sixth in the NFL with a 47.8-yard average.

Aukerman and his wife, Summer, have two sons: Cayden and Bryce.

Craig Aukerman's Coaching Experience

2000 — Wide Receivers, University of Findlay
2001-02 — Graduate Assistant, Miami (Ohio) University
2003-04 — Linebackers & Spec. Tms. Coord., Western Ky. Univ.
2005-08 — Linebackers & co-Special Tms. Coord., Miami Univ.
2009 — Linebackers, Kent State

2010 — Defensive Assistant, Denver Broncos
2011 — Defensive Assistant, Jacksonville Jaguars
2012 — Assistant Special Teams, Jacksonville Jaguars
2013-15 — Assistant Special Teams, San Diego Chargers
2016 — Special Teams Coordinator, San Diego Chargers



BOB BABICH

Linebackers
14th NFL Season
1st season with Chargers

In January, the Chargers hired former Jacksonville Jaguars Defensive Coordinator Bob Babich to coach the team's linebackers.

Babich owns an impressive resume that includes 33 years of coaching experience, including the last three (2013-15) at the helm of Jacksonville's defense, during which time the Jaguars posted some impressive numbers. From 2013-15, they led the NFL with 28 sack-fumbles, including a league-leading 12 in 2014, and they tied for fifth in the NFL in total forced fumbles (31). They not only created fumbles at a record rate, but recovered them as well. During those three years, Jacksonville's defense tied for the NFL lead with five fumble recovery touchdowns and they ranked fifth in the NFL with 31 total fumble recoveries. And besides their ball-hawking, the Jaguars played outstanding run defense, ranking ninth in the NFL from 2013-15 in fewest yards per carry (3.98) while tying for fifth in tackles for loss (141).

Prior to working in Jacksonville, Babich spent nine seasons (2004-12) with the Chicago Bears, including six as linebackers coach (2004-06 and 2010-12) and three (2007-09) as defensive coordinator. During that time, the Bears won three NFC North titles. In 2006, Babich added the title of assistant head coach to his resume and the Bears reached the Super Bowl for the first time in 21 years.

During Babich's tenure in Chicago, the Bears' linebacking corps was arguably the most productive in the NFL as Lance Briggs (seven) and Brian Urlacher (four) combined to make 11 Pro Bowls. Urlacher was named the 2005 NFL Defensive Player of the Year, and in 2007 he became just the third player in franchise history to record five sacks and five interceptions in a single season. And Briggs joined Hall of Famers Mike Singletary, Dick Butkus and Bill George as the only Bears linebackers to be selected to seven straight Pro Bowls.

Babich began his NFL coaching career in 2003 as the linebackers coach in St. Louis and the Rams' defense was outstanding. The Rams led the NFL with 46 takeaways, including a league-leading 22 fumble recoveries, and ranked fourth in sacks.

Prior to entering the NFL coaching ranks, Babich spent 19 years as a college coach, including six (1997-02) as the head coach North Dakota State. Babich led NDSU to a 46-22 mark that included five winning seasons and two NCAA Division-II playoff appearances. The Bison went 9-2 in Babich's first season in 1997, and they went 12-1 in 2000, reaching the national semifinals before losing to the eventual national champion, Delta State. Babich's son, Bobby, played for his dad as a freshman at NDSU.

Babich's other collegiate stops included Tulsa, Wisconsin, Bowling Green, East Carolina and Pittsburgh.

A native of Aliquippa, Pa., Babich played two seasons at Mesa (Arizona) Community College before transferring to the University of Tulsa for his final two seasons. He and his wife, Nancy, have a son, Bobby, who is married to Lacey, a daughter, Janie, who is married to Cameron, and four grandchildren: Lainey, Bray, Charliejane and Luella.

Bob Babich's Coaching Experience

1984-87 — Graduate Assistant, University of Tulsa
1988 — Assistant Offensive Line, University of Wisconsin
1989 — Tight Ends, University of Wisconsin
1990 — Volunteer Asst./Offensive Line, University of Tulsa
1991 — Linebackers, Bowling Green State University
1992-93 — Linebackers, East Carolina University
1994-96 — Linebackers, University of Pittsburgh

1997-02 — Head Coach, North Dakota State University
2003 — Linebackers, St. Louis Rams
2004-06 — Linebackers, Chicago Bears
2007-09 — Defensive Coordinator, Chicago Bears
2010-12 — Linebackers, Chicago Bears
2013-15 — Defensive Coordinator, Jacksonville Jaguars
2016 — Linebackers, San Diego Chargers



JEFF DAVIDSON

Offensive Line
26th NFL Season
1st season with Chargers

In January, the Chargers hired Jeff Davidson to coach the offensive line.

Davidson joined the Chargers from Minnesota, where he spent the 2011-15 seasons coaching the Vikings' offensive line. In 2015, the Vikings won the NFC North with a record of 11-5 and Adrian Peterson rushed for 1,485 yards and 11 touchdowns to claim the NFL's rushing title. As a team, Minnesota rushed for 2,211 yards behind Davidson's offensive line, to rank fourth in the NFL.

During Davidson's five seasons with the Vikings, Minnesota cumulatively led the NFL in per-rush average (4.2), ranked second in yards (11,048) and third in rushing touchdowns (87).

Davidson's offensive line enjoyed its finest season in Minnesota in 2012, the year Peterson was named the NFL's Most Valuable Player and Offensive Player of the Year. His charges helped Peterson rush for a league-leading 2,097 yards, the second-highest single-season total in NFL history. Three times in 2012, the Vikings' line earned the Madden Most Valuable Protector's award that was presented by the Hall of Fame coach to the top offensive line each week of the season. Center John Sullivan earned All-Pro honors, while Matt Kalil was a late addition to the Pro Bowl and selected as an all-rookie honoree after joining Todd Steussie (1994) as the Vikings' only rookie tackles to start every game during the 16-game era.

Davidson came to Minnesota from Carolina where he was the offensive coordinator for the Panthers from 2007-10. During his first two seasons in Carolina (2007-08), Chargers' Head Coach Mike McCoy was the Panthers'

quarterbacks coach and passing-game coordinator. The Panthers reached their high-water mark in 2008 when they went 12-4 en route to capturing the NFC South title as DeAngelo Williams rushed for a franchise-record 1,515 yards and scored 18 touchdowns. In 2009, Carolina's offense featured a pair of 1,000-yard rushers in Williams and Jonathan Stewart.

Davidson is a former Ohio State offensive lineman who played in the NFL with Denver (1990-92) and New Orleans (1994) after being selected by the Broncos in the fifth-round of the 1990 NFL Draft. During the 1991-92 seasons, he started 16 games for the Broncos at left tackle and left guard, respectively, and in 1991 he helped protect John Elway's blind-side as Denver reached the AFC Championship Game. Davidson concluded his playing career in New Orleans in 1994 and jumped into coaching a year later. He started with the Saints as a volunteer assistant and offensive assistant, before being hired to coach in both New England and Cleveland.

In New England, Davidson worked under both Pete Carroll and Bill Belichick. He started his career in '97 as the Patriots' tight ends coach during a season in which Ben Coates earned a Pro Bowl nod after leading the team in receptions and from 2001-04, Davidson won three championship rings as the Patriots claimed victories in Super Bowls XXXVI, XXXVIII and XXXIX.

In Cleveland, Davidson was the Browns' offensive line coach. During his first season (2005), Reuben Droughns rushed for a team-leading 1,232 yards to become the Browns' first 1,000-yard rusher since 1985.

A native of Akron, Ohio, Davidson was an All-Big Ten choice and a team captain as a senior at Ohio State. His father, Jim, was an All-America linebacker and former team captain for the Buckeyes. The Davidsons became the first father-son team captains in school history. Jeff's brother, Jim, also played linebacker for the scarlet and gray.

Davidson and his wife, Judi, have two sons: Nick and A.J. Nick is a redshirt junior at Stanford who recently played in the Cardinal's victory over Iowa in the 2016 Rose Bowl.

Jeff Davidson's Coaching Experience

- 1995 — Volunteer Assistant, New Orleans Saints
- 1996 — Offensive Assistant, New Orleans Saints
- 1997 — Tight Ends, New England Patriots
- 1998-01 — Assistant Offensive Line, New England Patriots
- 2002-04 — Asst. Off. Line & Tight Ends, New England Patriots

- 2005-06 — Offensive Line, Cleveland Browns
- 2007-10 — Offensive Coordinator, Carolina Panthers
- 2011-15 — Offensive Line, Minnesota Vikings
- 2016 — Offensive Line, San Diego Chargers



DAVE DeGUGLIELMO

Assistant Offensive Line
12th NFL Season
1st season with Chargers

DeGuglielmo (day-GHOUL-yell-mo) joined the Chargers in 2016 as assistant offensive line coach.

He is a veteran coach with 11 NFL seasons and two Super Bowl championships under his belt. DeGuglielmo spent the 2014-15 seasons in New England as the Patriots' offensive line coach. In 2014, the Patriots allowed just 26 sacks, tied for fourth-fewest in the NFL, as they went 12-4 and captured the AFC East title which set the stage for a victory over Seattle in Super Bowl XLIX. In 2015, the Patriots again went 12-4 and advanced to the AFC Championship Game where just two points, a 20-18 defeat, kept them from a second-straight Super Bowl appearance.

DeGuglielmo began his NFL coaching career with the New York Giants in 2004. He spent five seasons with the Giants (2004-08), three with the Miami Dolphins (2009-11) and one with the New York Jets (2012) prior to his joining the Patriots. In 2007, DeGuglielmo was an assistant offensive line coach for a Giants team that defeated New England, 17-14, in Super Bowl XLII and in 2008, the Giants rushed for a franchise-record 2,518 yards. In Miami, tackle Jake Long started three straight Pro Bowls under DeGuglielmo's guidance and in New York, the Jets boasted the NFL's 12th-ranked rushing attack.

A native of Lexington, Massachusetts, DeGuglielmo was a first-team All-New England guard and center at Boston University (1987-90) and a two-time Yankee Conference All-Academic selection. He earned both bachelor's and master's degrees from BU. DeGuglielmo began his coaching career at Boston College (1991-92), where he worked under long-time New York Giants Head Coach Tom Coughlin. From Boston College, DeGuglielmo went on to coach at Boston University (1993-96), Connecticut (1997-98) and South Carolina (1999-03). At Connecticut, the Huskies' 1998 squad became the first in school history to reach the

Continued next page

NCAA 1-AA playoffs and at South Carolina, the Gamecocks posted consecutive Outback Bowl victories over Ohio State in 2000 and '01. In 2003, South Carolina gave up just 11

sacks all season, tops in the SEC and second nationally. DeGuglielmo and wife, Kimberly, have a daughter, Saige.

Dave DeGuglielmo's Coaching Experience

- 1991-92 - Grad. Assistant Offensive Line, Boston College
- 1993-95 - Offensive Line, Boston University
- 1996 - Off. Line/Asst. Head Coach, Boston University
- 1997-98 - Offensive Line, Connecticut
- 1999 - Offensive Line, South Carolina
- 2000-02 - Offensive Tackles/Tight Ends, South Carolina
- 2003 - Offensive Line, South Carolina

- 2004 - Asst. Off. Line/Quality Control, New York Giants
- 2005-08 - Assistant Offensive Line, New York Giants
- 2009-11 - Offensive Line, Miami Dolphins
- 2012 - Offensive Line, New York Jets
- 2014-15 - Offensive Line, New England Patriots
- 2016 - Assistant Offensive Line, San Diego Chargers



CHRIS HARRIS

**Assistant Defensive Backs
11th NFL Season
1st season with Chargers**

Former NFL safety Chris Harris joined the Chargers in February as assistant secondary coach.

He most recently served as the defensive quality control coach for the Chicago Bears (2013-14), where he worked primarily with the team's safeties.

An eight-year NFL pro, Harris was a sixth-round pick by the Bears (181st overall) in 2005. He played four seasons with the Bears over two separate stints from 2005-06 and 2010-11. Harris was named second-team All-Pro by the Associated Press in 2010 and he was named one

of the Bears' Brian Piccolo Award winners as a rookie in 2005. Besides Chicago, Harris also played for the Carolina Panthers (2007-09), Detroit Lions (2011) and Jacksonville Jaguars (2012), totaling 422 tackles, 16 interceptions, 13 forced fumbles, nine fumble recoveries and 37 passes defended. He appeared in 101 career games and made 88 starts. In 2007, Harris racked-up a franchise-record eight forced fumbles for the Panthers.

Harris started seven playoff games during his career, including Super Bowl XL for the Bears. During that game, he famously intercepted Colts quarterback Peyton Manning. Harris' career postseason statistics include 48 tackles, one interception and two forced fumbles.

A native of Little Rock, Arkansas, Harris played collegiately at Louisiana-Monroe (2001-04). He still ranks fourth in school history in career tackles (383) and third in interceptions (14), including a school-record-tying seven in 2004.

Harris and his wife, Kenetria, have three sons - Jayce, Jaxon and Jett - and a daughter, Skylar.

Chris Harris' Coaching Experience

- 2013-14 - Quality Control-Defense, Chicago Bears

- 2016 - Assistant Defensive Backs, San Diego Chargers



KENT JOHNSTON

**Strength & Conditioning
24th NFL Season
4th season with Chargers**

Johnston joined the Chargers in 2013 after spending three seasons leading the strength and conditioning program for the Cleveland Browns.

He began his NFL career with the Tampa Bay Buccaneers in 1987. Johnston later spent seven seasons in Green Bay (1992-98), during which time the Packers won three NFC Central titles, went to the playoffs six times and played in two Super Bowls, including a victory in Super Bowl XXXI.

In 1999, Johnston followed former Packers head coach

Mike Holmgren to Seattle, where he spent five seasons (1999-03), while the Seahawks made two playoff appearances. Johnston worked two years as the strength and conditioning coach at the University of Alabama (2004-05) before leaving football to work in the non-profit and business sectors. In 2010, he returned to the NFL with the Browns.

A native of Mexia, Texas, Johnston graduated from Stephen F. Austin University and he earned a master's in physical education from Alabama in 1984. He began coaching high school football in Teague, Texas in 1978 and continued to coach in high school and college, including a four-year stint at Alabama from 1983-86.

In 1997, Johnston was named the Strength and Conditioning Coach of the Year by the Professional Football Strength and Conditioning Coaches Society. In 2005, he was inducted into the Strength and Conditioning Hall of Fame in York, Pa.,

Johnston and his wife, Pam, have four sons: Kody, Kole, Clay and Cade.

Kent Johnston's Coaching Experience

- 1980 - Strength & Conditioning, Northwestern St. Univ.
- 1981 - Strength & Conditioning, Univ. of La.-Monroe
- 1983-84 - Graduate Assistant, University of Alabama
- 1985-86 - Strength & Conditioning, University of Alabama
- 1987-91 - Strength & Conditioning, Tampa Bay Buccaneers

- 1992-98 - Strength & Conditioning, Green Bay Packers
- 1999-03 - Strength & Conditioning, Seattle Seahawks
- 2004-05 - Strength & Conditioning, University of Alabama
- 2010-12 - Strength & Conditioning, Cleveland Browns
- 2013-16 - Strength & Conditioning, San Diego Chargers



BOBBY KING

Assistant Linebackers
7th NFL Season
3rd season with Chargers

King is in his third season as assistant linebackers coach.

In 2015, inside linebackers Manti Te'o and rookie Denzel Perryman finished 1-2 on the team in tackles, while outside linebacker Melvin Ingram paced the squad with and tied for 12th in the NFL with 10.5 sacks. Ingram also led the Chargers in tackles for loss, forced fumbles and quarterback hits.

King joined the Chargers after spending three seasons with the Houston Texans, including two (2012-13) as their assistant linebackers coach. In 2013, inside linebacker Darryl Sharpton led the Texans in tackles and linebackers comprised three of the team's five leading tacklers.

Bobby King's Coaching Experience

2002-03 — Student Assistant, University of Texas-El Paso
2005 — Defensive Line, West Texas A&M University
2006-07 — Graduate Assistant (Defensive Line), Baylor Univ.
2008-09 — Defensive Line, West Texas A&M University

2010 — Def. Qual. Cont./Asst. Linebackers, Dallas Cowboys
2011 — Defensive Assistant, Houston Texans
2012-13 — Assistant Linebackers, Houston Texans
2014-16 — Assistant Linebackers, San Diego Chargers



RICK LYLE

Assistant Strength &
Conditioning
21st NFL Season
4th season with Chargers

Lyle joined the Chargers in 2013 after four seasons as the assistant strength and conditioning coach with the Cleveland Browns. He is a former NFL player with a Super Bowl title on his resume. Lyle played with Cleveland (1994-95), Baltimore (1996), the New York Jets (1997-01) and New England (2002-03), winning a championship with the Patriots in his final season. Lyle began his coaching career in

2006 as the assistant strength and conditioning coach, and nutrition coordinator for the Jets.

Lyle was born in Monroe, La., and grew up in Kansas City, Mo. He was a football, track and wrestling standout at Hickman Mills (Mo.) High School, where he was a two-time state champion in the shot put. He also finished fifth in the state tournament as a heavyweight wrestler. Lyle went to the University of Missouri and starred along the Tigers' defensive line, tallying 18 career sacks, including a team-leading eight during his senior season. He also competed in track and field at Missouri, earning All-America honors in the shot put. Lyle graduated from Missouri with a degree in parks, recreation and tourism, and he joined the Browns in 1994 as an undrafted college free agent, spending two years with the Browns before they moved to Baltimore in 1996 and became the Ravens.

Lyle and wife, Laura, have two daughters, Haley and Audrey.

Rick Lyle's Coaching Experience

2006-08 — Asst. Strength & Cond. & Nutrition Coord., N.Y. Jets
2009-12 — Asst. Strength & Conditioning, Cleveland Browns

2013-16 — Assistant Strength & Cond., San Diego Chargers



JOHN McNULTY

Tight Ends
14th NFL Season
1st season with Chargers

John McNulty joined the Chargers in 2016 as the team's tight ends coach.

McNulty joined the Chargers from Tennessee, where he spent the last two seasons (2014-15) mentoring the Titans' quarterbacks. In 2015, McNulty was responsible for overseeing the development of Marcus Mariota, the second overall pick in last year's NFL Draft. Mariota was the highest rated rookie passer (91.5) in the NFL in 2015 as he completed 62.2 percent of his passes (230 of 370) for 2,818 yards

with 19 touchdowns and only 10 interceptions on his way to earning All-Rookie honors.

Prior to Tennessee, McNulty worked as an assistant coach with Arizona (2009-12) and Tampa Bay (2013). He coached wide receivers for three seasons (2009-11) and quarterbacks for one (2012) with the Cardinals. Wide receiver Larry Fitzgerald was a three-time Pro Bowler, a two-time All-Pro and the NFL's leader in touchdown receptions (2010) under McNulty's watch. In Tampa Bay, McNulty was the Buccaneers' quarterbacks coach who saw Mike Glennon earn all-rookie honors after recording the season's highest passer rating among rookies while setting team rookie records for passing yards and touchdowns.

McNulty coached with Chargers offensive coordinator Ken Whisenand in both Tennessee and Arizona.

A former safety at Penn State (1988-90) who played on two bowl teams while earning a degree in business management, McNulty began his coaching career in 1991 as a graduate assistant at Michigan. He spent four seasons

Continued next page

John McNulty, cont.

with the Wolverines (1991-94) before catching on at Connecticut from 1995-97. In 1998, he moved up to the NFL as a quality control coach with the Jacksonville Jaguars. He spent five seasons in Jacksonville and in 2003, he spent a year as the wide receivers coach for the Dallas Cowboys. McNulty returned to the college ranks at Rutgers in 2004. He served in a variety of capacities for the Scarlet Knights, including offensive coordinator. Rutgers' 2007 squad set

school records for total offense, points and first downs, while the unit became the first in NCAA history to feature a 3,000-yard passer (Mike Teel), a 2,000-yard rusher (Ray Rice) and two 1,000-yard receivers (Kenny Britt and Tiquan Underwood) in a single season.

McNulty is a native of Scranton, Pennsylvania. He and wife, Kim, have four daughters: Abigail, Allison, Megan and Kaitlyn.

John McNulty's Coaching Experience

- 1991-94 — Graduate Assistant, University of Michigan
- 1995-97 — Wide Receivers, University of Connecticut
- 1998-99 — Offensive Quality Control, Jacksonville Jaguars
- 2000-02 — Wide Receivers, Jacksonville Jaguars
- 2003 — Wide Receivers, Dallas Cowboys
- 2004-05 — Wide Receivers, Rutgers University
- 2006 — Asst. Off. Coord./Quarterbacks, Rutgers University

- 2007-08 — Off. Coord./Quarterbacks, Rutgers University
- 2009-11 — Wide Receivers, Arizona Cardinals
- 2012 — Quarterbacks, Arizona Cardinals
- 2013 — Quarterbacks, Tampa Bay Buccaneers
- 2014-15 — Quarterbacks, Tennessee Titans
- 2016 — Tight Ends, San Diego Chargers



RON MILUS

Defensive Backs
17th NFL Season
4th season with Chargers

Chargers Defensive Backs Coach Ron Milus added another Pro Bowl performer to his stable in 2015 when cornerback Jason Verrett made his first appearance in the NFL's all-star contest after leading the team in interceptions and passes defended. In total, the Bolts' defensive backs were responsible for eight of the team's 11 interceptions and 46 passes defended.

Under Milus, the Chargers ranked fourth in the NFL in pass defense in 2014. Safety Eric Weddle was voted to his second-straight Pro Bowl along with being named first-team All-Pro after leading the team with 110 tackles. It was the second year in a row that Weddle paced the squad in stops. Cornerback Brandon Flowers, a late free-agent signee, led the squad in interceptions and passes defended as the secondary combined to record 42 passes defended on the season.

During Milus' first season with the Chargers in 2013, the defense recorded 10 interceptions in their last nine games of the season, playoffs included, after intercepting just

four in the season's first nine games. The unit combined to break up 44 passes on the year, including a season-high 11 in a key December win against the New York Giants and eight more in the Bolts' Wild Card win in Cincinnati.

A native of Tacoma, Wash., Milus was a cornerback and return specialist at the University of Washington in the mid-1980s. He moved into coaching in 1988, starting at Tacoma's Lincoln High School. That led to a graduate assistant's position at Washington and then ultimately a seven-year stint as the Huskies' defensive backs coach. Washington made two Rose Bowl appearances during Milus' tenure and led the nation with 22 interceptions in 1993.

Milus moved on to the NFL in 2000, joining the Denver Broncos as defensive backs coach. In his first season, the secondary racked up 21 interceptions, its highest total since 1987. A year later in 2001, cornerback Delta O'Neal made the Pro Bowl after tying for third in the NFL with nine interceptions. Milus spent three seasons in Denver before splitting time between Arizona, the New York Giants, St. Louis and Carolina. He returned to Denver for a second stint in 2011.


In 2012, the Broncos led the NFL in fewest yards allowed per pass play. They ranked second in total defense and third in pass defense en route to winning the AFC West with a 13-3 record and earning the top seed in the AFC playoffs. Cornerback Chris Harris returned two of his three interceptions for touchdowns and veteran corner Champ Bailey was selected to the Pro Bowl for the 12th time in his career.

Milus and wife, Sandra, have two sons: Ryan and Bobby.

Ron Milus' Coaching Experience

- 1988-90 — Defensive Backs, Lincoln High School
- 1991 — Graduate Assistant, University of Washington
- 1992-98 — Defensive Backs, University of Washington
- 1999 — Defensive Backs, Texas A&M University
- 2000-01 — Defensive Backs, Denver Broncos
- 2002 — Nickel Backs, Denver Broncos
- 2003 — Defensive Backs, Arizona Cardinals

- 2004-05 — Secondary, New York Giants
- 2006-07 — Assistant Secondary, St. Louis Rams
- 2008 — Secondary, St. Louis Rams
- 2009-10 — Secondary, Carolina Panthers
- 2011-12 — Secondary, Denver Broncos
- 2013-15 — Secondary, San Diego Chargers
- 2016 — Defensive Backs, San Diego Chargers



TOMMY REES

Offensive Assistant
1st NFL Season
1st season with Chargers

Former Notre Dame quarterback Tommy Rees joined the Chargers in 2016 as an offensive assistant.

He most recently coached at Northwestern University where he started in December 2014 as an offensive graduate assistant. In 2015, the Wildcats went 10-3 and finished the year ranked No. 23 in the final Associated Press Top-25 poll.

A native of Lake Bluff, Illinois, Rees played quarterback at Notre Dame from 2010-13. Several of his former Notre Dame teammates now play for the Chargers, including centers Trevor Robinson and Chris Watt, and inside linebacker Manti Te'o. Rees and Watt were actually roommates in South Bend. Rees started for the Irish as a sophomore and a senior, throwing for 2,871 yards and 20 touchdowns as a sophomore in 2011, and 3,257 yards with 27 touchdowns as a senior. He finished his career having played in 46 career games with 31 starts and he was 23-8 as a starter. Rees completed 627 of 1048 (59.8 pct) of his pass attempts for 7,670 yards and 61 touchdowns during his Irish career.

After graduating with a degree in management consulting, Rees signed with the Washington Redskins in 2014 but was released by the team shortly thereafter.


Rees' brother, Danny, was a punter and holder at UCLA. Their father, Bill, was a college quarterback at Ohio Wesleyan, who later coached at Northwestern (1976-78) and

UCLA (1979-93). Bill Rees also worked in scouting and pro personnel for the Chicago Bears, Cleveland Browns, Kansas City Chiefs and San Francisco 49ers.

Tommy Rees' Coaching Experience

2014-15 — Offensive Grad. Asst., Northwestern University

2016 — Offensive Assistant, San Diego Chargers



MARK RIDGLEY

**Quality Control—Offense/
Special Assistant to the
Head Coach
5th NFL Season
5th season with Chargers**

After spending four seasons as a special assistant in an administrative capacity and assisting with the Chargers' running backs, Mark Ridgley was promoted to quality control coach for the offense in 2016. He will continue to work with Ollie Wilson and the team's running backs.

In 2015, Melvin Gordon led the team in rushing and Danny Woodhead paced the team in receptions, receiving yards and

touchdown catches as he became the first running back in franchise history to lead the team in all three categories.

Ridgley joined the Chargers in 2012, spending two seasons as a coaching administrative assistant before being promoted to special assistant to the head coach in 2014. He will continue to work closely with Head Coach Mike McCoy in handling day-to-day responsibilities, including scheduling.

Ridgley began his career as an academic graduate assistant at the University of Pittsburgh before accepting a position as the defensive graduate assistant at Central Michigan University. Chargers safety Jahleel Addae played for the Chippewas during Ridgley's tenure on the staff.

A native of Pittsburgh, Pa., Ridgley earned a degree in economics from the University of Pittsburgh while working as a student manager for the Panthers' football team. He also received a master's of education from Central Michigan.

Ridgley and wife, Casey, were married in 2015.

Mark Ridgley's Coaching Experience

2008-09 — Academic Graduate Assistant, Univ. of Pittsburgh

2010-11 — Defensive Graduate Assistant, Central Mich. Univ.

2012-13 — Coaching Administrative Asst., San Diego Chargers

2014-15 — Special Asst. to the Head Coach, San Diego Chargers

2016 — Quality Control—Offense, San Diego Chargers



CHRIS SHULA

**Quality Control—Defense
2nd NFL Season
2nd season with Chargers**

Chris Shula is in his second season as the Chargers' defensive quality control coach. He assists the defensive coaching staff in many capacities, while also assisting with the defensive line.

Shula came to the Chargers from John Carroll University, where he served as the defensive coordinator in 2014. In his lone season at John Carroll, the Blue Streaks went 11-2 and reached the quarterfinals of the NCAA Division III playoffs

after ranking seventh in Division III in total defense and 10th in scoring defense. At the conclusion of the Blue Streaks' season, the National Football Foundation of Northeast Ohio honored Shula for the team's outstanding defensive performance.

A linebacker at Miami (Ohio) University, Shula was a member of MAC East championship teams in 2004, '05 and '07. He was named to the 2009 National Strength and Conditioning Association All-America Team. A Dean's List student with a 4.0 GPA, Shula earned his bachelor's degree from Miami in 2008 and his master's in education at the University of Oklahoma in 2010.

Shula began coaching in 2010. He spent a year at Ball State as assistant linebackers coach before spending 2011-13 as an assistant working with defensive backs at Indiana University.

Shula is the son of former NFL head coach David Shula and grandson of former Miami Dolphins and NFL Hall of Fame head coach Don Shula. The Shulas are just the second three-generation coaching family in NFL history.

Chris Shula's Coaching Experience

2010 — Assistant Linebackers, Ball State University

2011-13 — Defensive Backs, Indiana University

2014 — Defensive Coordinator, John Carroll University

2015-16 — Quality Control—Defense, San Diego Chargers



NICK SIRIANNI

**Wide Receivers
8th NFL Season
4th season with Chargers**

After two seasons as quarterbacks coach, including a record-breaking 2015 season for quarterback Philip Rivers, Nick Sirianni will coach the Bolts' wide receivers in 2016.

A former wide receiver at the University of Mount Union, Sirianni coached wide receivers collegiately and for the Kansas City Chiefs prior to catching on with the Chargers.

Rivers posted outstanding numbers with Sirianni as the Chargers' quarterbacks coach. In 2015, he set new franchise marks for attempts and completions, while passing

for 4,792 yards, 10 shy of the franchise record. Rivers set a team-record with five-straight 300-yard games in 2015, including the first 500-yard game in team history, and he threw 29 touchdown passes. In 2014, Rivers went to the Pro Bowl after completing a then-team-record 379 passes and ranking in the NFL's top 10 in completion percentage, yards, touchdown passes and third-down passer rating.

Sirianni joined the Chargers in 2013 after spending four seasons in Kansas City. From 2009-11, he was an offensive quality control coach for the Chiefs and in 2012 he coached the team's wide receivers. In 2010, Sirianni worked with the Chiefs' quarterbacks and helped Matt Cassel achieve All-Pro honors. Upon arriving in San Diego, Sirianni served as the Chargers' offensive quality control coach in 2013 and in 2014 he was promoted to quarterbacks coach.

A native of Jamestown, N.Y., Sirianni won three NCAA Division III National Championships (2000-02) as a wide receiver at the University of Mount Union in Alliance, Ohio. A three-year starter, he earned All-Ohio Athletic Con-

Continued next page

ference honors as a senior after a career-high 13 touchdown catches. Sirianni spent one season (2005) playing in the Atlantic Indoor Football League with the Canton Legends before transitioning into coaching. He coached defensive backs at Mt. Union during the 2004-05 seasons and helped lead the Purple Raiders to another national title in 2005.

Sirianni's brother, Mike, is the head coach at Washington and Jefferson College in Washington, Pa. A six-time Presidents' Athletic Conference Coach of the Year, including

2012-14, Sirianni owns a .810 winning percentage (119-28), which is the highest in school history. Brother, Jay, is a former head coach at their alma mater, Southwestern Central High School in Jamestown where their father, Fran, also spent nine years as the varsity head coach. Under Jay, Southwestern Central won New York state championships in 2008 and '09. He stepped down from coaching at Southwestern Central in 2015.

Sirianni and his wife, Brett, have a son, Jacob.

Nick Sirianni's Coaching Experience

- 2004-05 — Defensive Backs, University of Mount Union
- 2006-08 — Wide Receivers, Indiana University (Pa.)
- 2009-11 — Offensive Quality Control, Kansas City Chiefs
- 2012 — Wide Receivers, Kansas City Chiefs

- 2013 — Quality Control-Offense, San Diego Chargers
- 2014-15 — Quarterbacks, San Diego Chargers
- 2016 — Wide Receivers, San Diego Chargers



GIFF SMITH

Defensive Line
6th NFL Season
1st season with Chargers

Giff Smith joins the Chargers from Tennessee, where he spent the last two years (2014-15) coaching the defensive line. In 2014, Smith helped the Titans implement a 3-4 defense and defensive tackle Jurrell Casey posted a career-high 13 tackles for loss. In 2015, Tennessee's defense ranked eighth in the NFL in rush average (3.89) and their 39 defensive sacks tied for 12th in the league. The defensive line accounted for 13.5 sacks in 2015, including a team-high-tying seven by Casey, who was selected to his first career Pro Bowl.

Smith has been a coach for 23 years, including five in the NFL. He spent 2010-12 as the defensive line coach for the Buffalo Bills in his first NFL coaching assignment. During those three years, defensive tackle Kyle Williams was selected to the first two Pro Bowls of his career and defensive end Mario Williams had a 10.5 sack season.

Before making the leap to the NFL, Smith spent 19 years in the college arena. Six of these seasons (2004-09) were spent as the defensive line coach at Georgia Tech. In 2007, the Yellow Jackets led the nation in sacks (47) and ranked second in tackles for loss. One of Smith's top players at Georgia Tech was Joe Anoa'i, a first-team All-ACC pick in 2006. Anoa'i, who is now known as Roman Reigns, won World Wrestling Entertainment's (WWE) heavyweight championship in April 2016. Three additional linemen who played for Smith at Georgia Tech were still playing in the NFL in 2015. They included Cincinnati's Michael Johnson, Denver's Vance Walker and Tennessee's Derrick Morgan.

Smith launched his coaching career as a graduate assistant at Arkansas (1991-93) and Georgia (1994-95) before spending three seasons (1996-98) coaching wide receivers and the secondary at his alma mater, Georgia Southern. Smith also spent five seasons (1999-03) coaching the defensive line at Tulane.

A native of Mableton, Georgia, Smith was a three-time All-America defensive end at Georgia Southern. He was a team captain as a senior and a part of three NCAA I-AA national title teams (1986, 1989, 1990) for the Eagles. In 2000, he was inducted into Georgia Southern's Athletic Hall of Fame. Smith and his wife, Jennifer, have two children, Ava and Sam.

Giff Smith's Coaching Experience

- 1991-93 — Graduate Assistant, University of Arkansas
- 1994-95 — Graduate Assistant, University of Georgia
- 1996 — Wide Receivers, Georgia Southern University
- 1997-98 — Secondary, Georgia Southern University
- 1999 — Defensive Line, Tulane University
- 2000 — Def. Line/Recruiting Coord., Tulane University

- 2001-03 — Assoc. HC/Def. Line/Rec. Coord., Tulane University
- 2004-05 — Defensive Line, Georgia Tech
- 2006-09 — Defensive Line/Recruiting Coord., Georgia Tech
- 2010-12 — Defensive Line, Buffalo Bills
- 2014-15 — Defensive Line, Tennessee Titans
- 2016 — Defensive Line, San Diego Chargers



SHANE STEICHEN

Quarterbacks
6th NFL Season
5th season with Chargers

After five seasons as an assistant and quality control coach, Shane Steichen will coach quarterbacks for the Chargers in 2016.

The former collegiate quarterback spent the last two seasons (2014-15) as an offensive quality control coach, working primarily with the team's wide receivers.

In 2014, the Chargers were the only team in the NFL to feature four players with at least 778 yards receiving and four touchdown catches. Three of the four were wide receivers. The same four players each also finished the season with more than 50 catches, just the fourth time in franchise histo-

ry that a team had four 50-catch players. In 2015, the Chargers were the only team in the NFL with seven players who each had at least 400 yards receiving and three touchdown catches. Four of the seven were again wide receivers.

A native of Sacramento, Steichen played quarterback at Oak Ridge High School in El Dorado Hills, Calif. He was named area MVP by the Sacramento Bee in 2002 after leading his squad to conference CIF sectional titles. Steichen went on to play collegiately at Nevada-Las Vegas, where he left as the school's 12th all-time leading passer. He earned a degree in journalism and media studies and after graduation, spent one season as a student assistant and two as an offensive graduate assistant at UNLV.

Steichen worked as an offensive assistant at Louisville in 2010 before spending 2011-12 as a defensive assistant with the Chargers. He then spent 2013 as an offensive quality control coach in Cleveland, working with the quarterbacks. Because of injuries, three Browns quarterbacks started multiple games that season with each passing for over 300 yards at least once. It marked the first time in franchise history and sixth time in NFL history that it had ever happened.

Steichen and wife, Nina, were married in 2012. They celebrated the birth of their first child, son Hudson, in February.

Steichen's older brother, Sean, punted at Boise State.

Shane Steichen's Coaching Experience

2007 — Student Assistant, University of Nevada-Las Vegas
2008-09 — Graduate Assistant, University of Nevada-Las Vegas
2010 — Offensive Assistant, University of Louisville
2011-12 — Defensive Assistant, San Diego Chargers

2013 — Quality Control–Offense, Cleveland Browns
2014-15 — Quality Control–Offense, San Diego Chargers
2016 — Quarterbacks, San Diego Chargers



MARQUICE WILLIAMS

Assistant Special Teams
1st NFL Season
1st season with Chargers

Marquice Williams joined the Chargers in 2016 as assistant special teams coach.

He came to San Diego by way of the University of South Dakota, where he coached from 2012-15, including 2015 as the Coyotes' special teams coordinator. Williams also coached outside linebackers and the defensive line at South Dakota. In 2012, linebacker Tyler Starr, a current member of the Atlanta Falcons, was named the Missouri Valley Conference's Defensive Player of the Year and in 2013, the Coyotes

led the MVC in sacks and tackles for loss.

A native of Fresno, California, Williams was a two-year starter at defensive back and an academic all-conference performer at Fresno City College before moving on to the University of Mary (N.D.), where he was named first-team all-conference and all-region. He also earned his bachelor's degree in university studies from the University of Mary.

Williams began his coaching career in 2010 at Winona State before moving on to Central Oklahoma in 2011 and South Dakota in 2012.

In 2013, Williams was invited to participate in the NFL's Bill Walsh Minority Coaching Fellowship program with the Chicago Bears and in 2014, the Bears invited him back to serve as a coaching intern. During both stints in Chicago, Williams worked closely with Special Teams Coordinator Joe DeCamillis. In 2015, Williams completed a similar internship with the Detroit Lions.

Williams and his wife, Elizabeth, have three daughters – Elliana, Aubrey and Zea.

Marquice Williams' Coaching Experience

2010 — Linebackers & Asst. Spec. Teams, Winona St. Univ.
2011 — Linebackers, University of Central Oklahoma
2012 — Outside Linebackers, University of South Dakota

2013-14 — Defensive Line, University of South Dakota
2015 — Def. Line & Spec. Tms., University of South Dakota
2016 — Assistant Special Teams, San Diego Chargers



OLLIE WILSON

Running Backs
26th NFL Season
14th season with Chargers

One of the longest-tenured assistant coaches in franchise history, Ollie Wilson continues to demonstrate why he's one of the most highly-regarded running backs coaches in the National Football League.

The 2016 season will mark Wilson's 14th in San Diego. Since 2008, the Chargers have scored 87 rushing touchdowns on the ground and averaged more than 1,621 rushing yards per season, including a high of 1,965 in 2013.

The Chargers' stable of running backs in 2015 was led by rookie Melvin Gordon and veteran Danny Woodhead. Gordon led the team in rushing yards, while Woodhead paced the team in receptions, receiving yards and touchdown catches as he became the first running back in franchise history to lead the team in all three categories. Woodhead also led all NFL running backs in receiving yards and touchdown catches, while tying for the league lead in receptions. In addition, he established career highs in total touchdowns and scrimmage yards, leading the team in both categories.

In 2014, Wilson helped Branden Oliver, an undrafted rookie from the University of Buffalo, become the team's leading rusher and a two-time winner of the NFL's Pepsi Rookie of the Week award. Wilson also made sure that his

charges protected the football and the results were outstanding as the team's running backs didn't lose a single fumble in nearly 400 carries on the season.

During the Bolts' playoff season in 2013, the Chargers rushed for 1,965 yards, the eighth-highest total in franchise history. Playing his first season with the Chargers, Woodhead set then-career highs and finished the regular season with the most touchdown catches among NFL running backs and the second-most receptions and receiving yards.

A native of Worcester, Mass., Wilson was selected for induction into the 2014-15 Class of the Worcester Public Schools Athletic Hall of Fame. He lettered in football, basketball, baseball and track at Doherty High School before moving on to Springfield College where he became an honorable mention All-America wide receiver and earned bachelor's and master's degrees in physical education.

Wilson made inroads to the NFL by participating in the league's Minority Coaching Internship Program with both the Houston Oilers and Atlanta Falcons. He began his NFL coaching career with the Falcons in 1991 and from 1991-96, he mentored three 1,000-yard rushers, including the late Craig "Ironhead" Heyward, a Pro Bowl pick in 1995.

This is Wilson's second stint with the Chargers. The final year of his first was 2001, when LaDainian Tomlinson rushed for a team rookie-record 1,236 yards and 10 touchdowns in earning all-rookie and Pro Bowl alternate honors.

Wilson returned to Atlanta in 2002 and over the next six seasons, the Falcons rushed for an NFL-best 13,994 yards and set several team rushing records, including single-season rushing yards (2,939 in 2006) and touchdowns (23 in 2002).

Wilson is married to Nadine.

Ollie Wilson's Coaching Experience

1974 — Wide Receivers, Springfield College
1975-82 — Offensive Coordinator, Northeastern University
1983-90 — Running Backs, University of California-Berkeley
1991-96 — Running Backs, Atlanta Falcons

1997-01 — Running Backs, San Diego Chargers
2002-07 — Running Backs, Atlanta Falcons
2008-16 — Running Backs, San Diego Chargers

PLAYER PERSONNEL



JoJo WOODEN

Director of Player Personnel
20th NFL Season
4th season with Chargers

Wooden joined the Chargers in 2013 and oversees the team's pro and college scouting departments.

Prior to San Diego, he spent 16 seasons with the New York Jets (1997-12), including the last six as their assistant director, player personnel. He originally joined the Jets in 1997 and served as a pro personnel assistant (1997-98),

pro scout (1999-00), senior pro scout/AFC (2001-02), assistant director of pro scouting (2003) and director of pro scouting (2004-06).

A native of Hartford, Conn., Wooden started two seasons at outside linebacker at Syracuse. The Orangemen went to five bowl games during his time with the team and posted back-to-back 10-2 seasons during his junior and senior seasons, finishing both years ranked nationally in the Top-10. After graduating with a degree in sociology, he went to training camp with the Arizona Cardinals in 1993.

Wooden and wife, Sarah, have two daughters.

Wooden's older brother, Terry, played nine seasons in the NFL as a linebacker, including one each with Oakland and Kansas City, and seven with Seattle. He currently works as a college scout for the New Orleans Saints.



LOUIS CLARK

Senior Director of Pro Personnel
20th NFL Season
1st season with Chargers

In May 2016, the Chargers hired Louis Clark as senior director of pro personnel. He most recently held the same position for the Philadelphia Eagles.

Clark originally joined the Eagles in 2013 as a pro scout after previously holding the position of director of pro personnel with the Jacksonville Jaguars. He spent 16 seasons in the Jaguars' player personnel department as a college

scout, assistant director of pro personnel and director of pro personnel.

Prior to beginning his scouting career, Clark served as the running backs and special teams coach of the Amsterdam Admirals of NFL Europe in 1996. He also coached with the St. Louis Rams in 1996, assisting the wide receivers during training camp.

A native of Tupelo, Mississippi, Clark graduated from Mississippi State with a degree in educational psychology. He played wide receiver in Starkville from 1983-86 and was selected by the Seattle Seahawks in the 10th round of the 1987 NFL Draft. Clark played seven seasons in the NFL, including six with the Seahawks and one with the Green Bay Packers, before retiring after the 1993 season.

Clark's brother, Dave, played 13 seasons in Major League Baseball and is currently the third base coach of the Detroit Tigers.



DENNIS ABRAHAM

Director of Pro Scouting
21st NFL Season
16th season with Chargers

Dennis Abraham coordinates the procurement of players during free agency, while also scouting and evaluating players in the NFL and Canadian Football League. During the

season, in addition to his role in player personnel, Abraham handles advance scouting of upcoming Chargers opponents.

Abraham spent five years in the personnel department for the Buffalo Bills, helping prepare the defensive game analysis for the coaches. He also served as the Bills' training camp coordinator from 1998-00.

Born in Buffalo, New York, Abraham attended Akron Central (N.Y.) High School, competing in football, basketball and baseball. He then played center and tackle at Baldwin-Wallace College in Berea, Ohio, graduating in 1993 with a degree in sports management. In 2012, Abraham was inducted onto the Wall of Fame at Akron Central.

Abraham and wife, Amy, have two sons, D.J. and Dusty.



KEVIN KELLY

Director of College Scouting
16th NFL Season
4th season with Chargers

Kelly joined the Chargers in 2013 from the New York Jets, where he spent the 2012 season as a personnel scout. He spent three seasons (2009-11) as an area scout with the Indianapolis Colts and eight seasons as an area scout with the Cleveland Browns (2001-08).

Kelly began his collegiate career as a linebacker at the University of Miami in 1983 when the Hurricanes won the national championship. In 1984, he transferred to Indiana where he played until 1987, captaining the Hoosiers' 1987 Peach Bowl team. Kelly earned a bachelor's degree in economics and a master's in sports marketing and management.

After graduating, Kelly spent 12 seasons coaching before becoming a scout. He started as a defensive graduate assistant at Indiana (1989-92) before coaching the defensive line at Lake Forest College in 1993, linebackers at John Carroll University in 1994, defensive coordinator at Case Western University in 1995 and head coach at St. Viator High School in Illinois from 1996-00.

Kelly and his wife Allison have two sons, Ryan and Payton, and a daughter, Abigail.



RANDY MUELLER

Senior Executive
31st NFL Season
9th season with Chargers

Randy Mueller scouts top player prospects throughout the country. He has 30 years of NFL experience, including two seasons as general manager of the New Orleans Saints (2000-01) and three with Miami (2005-07). During his first season as GM of the Saints, Mueller was named NFL Executive of the Year by The Sporting News. In between the Saints

and Dolphins, he worked as an analyst at ESPN (2002-04).

Mueller spent 17 years with the Seattle Seahawks (1983-99), joining the club in '83 as a pro personnel assistant. In 1990, he was named pro personnel director and in '95 he was promoted to vice president of football operations. During his tenure with the Seahawks, Mueller was one of the key decision-makers instrumental in the acquisition of three future Hall of Fame players. They include quarterback Warren Moon, defensive tackle Cortez Kennedy and offensive tackle Walter Jones.

A native of St. Maries, Idaho, Mueller played quarterback at Linfield College in McMinnville, Oregon. As a senior, he led the Wildcats to the NAIA Division II National Championship and was named MVP of the title game.

Mueller and his wife, Lori, have a daughter, Riley.



REGIS ELLER

Pro Scout
10th NFL Season
9th season with Chargers

In May 2016, Eller was named a pro scout after spending five years as an area scout.

Eller originally became an area scout for the Chargers

in 2011 after working from 2008-10 as an administrative assistant in the coaching department. He began as the team's Northeast regional scout and was re-assigned to the Mid-Atlantic region in 2013.

Prior to working for the Chargers, Eller was an intern linebackers coach for the Minnesota Vikings in 2005. He also coached football at Breck High School in Minneapolis, where he attended and played linebacker. He later played linebacker at Northwestern University from 1999-00.

A native of Minneapolis, Eller's father, Carl Eller, played 16 NFL seasons, all but one with the Minnesota Vikings, and was inducted into the Pro Football Hall of Fame in 2004.

Eller and his wife, Nicole, live in San Diego.



TOM McCONAUGHEY

National Scout
21st NFL Season
19th season with Chargers

One of the Chargers' longest-tenured scouts, Tom McConaughy will work his 19th season for the organization in 2016. He has spent 39 years working in football, including five as a player, 14 as a coach and 20 as a scout.

McConaughy originally joined the Chargers in 1998 after working for National Football Scouting in 1997. He spent 1998-99 as the team's combine scout before being promoted to Southwest area scout in 2000. McConaughy scouted the southwest for eight years before being elevated to his current post, national scout, in 2008.

A native of Amarillo, Texas, McConaughy played wide

receiver at Spokane Falls Community College, the University of Oregon and Central Arkansas. He is enshrined in the Northwest Athletic Association of Community Colleges and Spokane Community College Halls of Fame. He was an all-conference wide receiver at Spokane Falls and Central Arkansas.

McConaughy signed with the New Orleans Saints in 1981 and the New York Jets in 1982 before landing with the USFL's New Jersey Generals where he was a starting wide receiver during the 1983-84 seasons. He also signed with the Philadelphia Eagles in 1984 and Minnesota Vikings in 1985.

After his playing career concluded, McConaughy spent 11 years as a science teacher and coach, including nine seasons as the head football coach at Federal Way (Washington) High School. He also coached receivers for three seasons at Spokane CC and Central Arkansas.

McConaughy's wife, Sheri, is a recreation administrator for senior programs for the City of Tukwila (Wash.). Son, Donny, is a baseball coach in Federal Way, Wash., while daughter, Monica, is a graduate student and athletic department intern at the University of Louisville.



DONOVAN BEIDELSCHIES

Area Scout
12th NFL Season
4th season with Chargers

Beidelschies joined the Chargers from Cleveland in 2013 and works as the team's Southeast college scout.

He spent eight seasons in Cleveland, including 2010-12 as a college area scout. He spent two seasons as a team operations coordinator (2005-06), two as a player personnel assistant-college scout (2007-08) and one as a scout (2009).

Before he joined the Browns, Beidelschies was an assistant football coach, special teams coordinator and travel coordinator at Thiel College in Greenville, Pa. from 2001-04. In 2000, he was an assistant coach at Allegheny College.

Beidelschies played football at Heidelberg College, graduating in 2000 with a degree in history and secondary education. He earned a master's degree in higher education administration from Youngstown State University in 2004.



CHRIS HOBBS

Area Scout
13th NFL Season
13th season with Chargers

As the Chargers' West Coast area scout, Chris Hobbs scouts California, Oregon, Washington, Nevada, Hawaii, Idaho, Montana, Utah & Arizona.

From 2013-15, Hobbs was the team's combine area scout, representing the Chargers at the National Scouting Combine.

A former executive assistant-player personnel, he scouted NFL practice squad players, college players who independently submitted scouting tapes, prospects from the AFL and non-drafted prospects in the west. He also assists the video department during games, and at the NFL Combine, he is a group leader for defensive lineman drills.

Hobbs was an equipment intern with the Chargers in 2000 and joined the team full-time in 2005 in business operations. Born in Hollywood, Calif., he attended North Hollywood High and graduated from University of the Pacific with a degree in sports management and a minor in business.

Hobbs married the former Angeline Geronimo in June 2015.



JAMES MacPHERSON

Area Scout
4th NFL Season
3rd season with Chargers

MacPherson joined the Chargers in 2014. He played quarterback at Wake Forest University from 1998-02 and went to camp with the Indianapolis Colts in 2003. He played in the Arena Football League 2 with the Green Bay Blizzard in

2006, and in the Arena Football League with the Georgia Force in 2007 and the Grand Rapids Rampage in 2008.

MacPherson jumped into coaching full-time in 2009 as the quarterbacks coach at Pima Community College in Tucson, Arizona. From 2010-12 he worked in the United Football League, splitting time between the Florida Tuskers and the Sacramento Mountain Lions. He returned to Pima CC in 2013.

MacPherson graduated from Wake Forest with a degree in business. As a senior in 2002, he was selected to the ACC's All-Academic Team, as well as the American Football Coaches of America's Good Works Team. He is the president and founder of Santa's Helpers, Inc., a nonprofit that provides toys and clothes to low-income youth in Southern Arizona.



PATRICK RYAN

Area Scout
5th NFL Season
4th season with Chargers

In May 2016, the Chargers promoted Patrick Ryan from scouting assistant to area scout. He will be responsible for scouting the Northeast region.

Ryan joined the Chargers in 2013 after starting his career as a scouting assistant with the Cleveland Browns in 2012.

A native of Cleveland, Ohio, Ryan attended St. Ignace High School before enrolling at Georgetown University where he graduated with a degree in government with a minor in theology. Ryan played football for the Hoyas, starting at wide receiver as a junior and senior. In 2011, he was named to the Patriot League Academic Honor Roll.

Ryan's brother, John, played at Notre Dame from 2007-10 and his brother, Michael, played at Dayton from 2012-15. Their cousin, Jake Ryan, is currently a linebacker for the Green Bay Packers.



JUSTIN SHERIDAN

Area Scout
11th NFL Season
3rd season with Chargers

Sheridan joined the Chargers in 2014 after spending eight seasons in Tampa Bay as both a college and pro scout. He joined the Buccaneers' staff in 2006 as a pro personnel assistant before being promoted to pro scout in 2008.

Prior to Tampa Bay, Sheridan spent March 2004-June

2006 as director of football operations at Northwestern University, where he was responsible for the day-to-day operations of the football program. Sheridan was originally hired at Northwestern as a recruiting assistant in July 2001 and was promoted to assistant director of football operations in February 2003.

Sheridan spent time as the assistant director of football operations at University of Pennsylvania and as an assistant coach at Western Maryland College (now McDaniel College).

A native of Ebensburg, PA, Sheridan graduated from Western Maryland with a degree in business administration and a minor in accounting. At WVMC, he lettered four years in football and played on two conference championship teams.

Sheridan and wife, Kristen, have two sons – Payton and Brooks – and a daughter, Tatum.



TRAVIS LASH

Combine Area Scout
11th NFL Season
11th season with Chargers

In May 2016, Lash was named the Chargers' combine area scout. He will cover the west coast as the Chargers representative in National Football Scouting.


Since 2013, Lash served as a pro and college scout, eval-

uating NFL players and unrestricted free agents, while sharing advance scouting responsibilities with the other members of the pro scouting department. Lash also evaluated college prospects, made school visits and prepared scouting reports for the NFL Draft.

Lash joined the Chargers in 2006 as a scouting intern after spending two years as an athletics staff assistant at the University of San Diego. He was promoted to scouting assistant in 2008 and assistant-player personnel in 2010.

A native of San Diego, Lash attended La Jolla Country Day High School. He graduated from University of San Diego with a degree in communications and business in 2008.

Lash and his wife, Jaclyn, reside in San Diego.



MICHAEL SPANOS II

Salary Cap &
Personnel Assistant
4th NFL Season
1st season with Chargers

Michael Spanos II joined the Chargers in July 2016 as a salary cap and personnel assistant.

Spanos completed an internship with the Chargers in the summer of 2012 before spending the last three years (2013-15) working at the National Football League Office

in New York. Spanos worked in a variety of capacities at the League office, including Management Council Labor Operations, Entertainment Marketing, the NFL Legends Community, Community Relations, Public Relations and Social Responsibility, and Digital Media Business Development.

A native of Stockton, California, Spanos attended Lincoln High School where he lettered in football and was named the San Joaquin Athletic Association's Most Valuable Player as a senior. Spanos then attended Stanford University in Palo Alto, Calif., where he played running back for the Cardinal football team. He graduated with a degree in Science Technology and Society in 2013.

Spanos is the son of Chargers Vice Chairman Michael Spanos and his wife, Helen.

FOOTBALL OPERATIONS STAFF



TYLER LYON
College Scouting
Coordinator



KATE KORSON
Executive Assistant
to Football
Operations

FOOTBALL STAFF



JAMES COLLINS

Head Athletic Trainer
29th NFL Season
21st season with Chargers

President-elect (2016) of the Professional Football Athletic Trainers Society (PFATS), Collins and his staff were selected the NFL Athletic Training Staff of the Year by the same organization in 2009.

Born in Lothian, Maryland, Collins was an aviation physiology technician in the U.S. Navy from 1980-84. He played basketball at Morris Brown College and earned a degree in physical education from San Diego State.

Collins was a Chargers intern in 1986 and promoted to assis-

tant athletic trainer in 1987. He also worked as an orthopedic tech and surgical assistant for the OASIS Medical Group. In 1991, Collins was hired as an assistant in Denver and spent five seasons with the Broncos. He later spent a season with the World League's London Monarchs ('95) and the '96-98 seasons in Philadelphia before re-joining the Chargers in '99.

Collins is a member of the National Athletic Trainer's Association and serves on the NFL's Injury and Safety Panel. In 2005, he was named to the NATA Hall of Fame selection committee. He was formerly the AFC's representative for the Professional Football Athletic Trainers Society. In 2004, Collins was honored as a "Distinguished Alumnus" by San Diego State's Exercise and Nutritional Sciences Department.

In 2012, Collins helped coordinate the opening of the San Diego Chargers Courage House at Casa de Amparo, a safe-house for abused kids. In 2013, he was selected to the executive board at Casa de Amparo as a liaison to the Chargers.

Collins has a son, James T. Collins III, a 2014 graduate of Creighton University.

ATHLETIC TRAINING & MEDICAL STAFF



DAMON MITCHELL
Assistant
Athletic Trainer



MARCO ZUCCONI
Assistant
Athletic Trainer



ALVIN CABRERA
Assistant
Athletic Trainer



ALLISON MINER
Asst. Athletic Trainer/
Physical Therapist



DR. TAL DAVID
Team Doctor



DR. CATHERINE ROBERTSON
Team Doctor



DR. CALVIN WONG
Team Doctor



BRIAN DUDDY

Director of Video Operations
27th NFL Season
27th season with Chargers

Director of video operations since 1998, Brian Duddy's department is responsible for filming and editing practice and game footage for review by players and coaches using the XOS Thunder Digital Editing System.

Duddy's career includes three seasons as a staff assistant (1992-94) and three as a video assistant (1995-97). He was a staff assistant for the coaches during the team's 1994 AFC Championship season. He originally joined the team as a training camp ball boy in 1990.

Duddy was born in San Diego and attended Mira Mesa High School.

VIDEO OPERATIONS STAFF



JASON NEGUS
Assistant
Director of Video
Operations



MATT LeVALLEY
Video Assistant



ARTHUR HIGHTOWER

Senior Director of Player
Engagement
12th NFL Season
12th season with Chargers

Hightower assists players off the field and helps prepare them for life after football. He oversees programs in continuing education, life skills, financial and career education/planning and career internships. He serves on the NFL's player development continuing education, financial education and player engagement steering committees. In 2007, he received the NFL's Winston-Shell Award for commit-

ment and dedication to developing unique and innovative ideas and solutions.

Hightower spent three years as assistant director of professional development at the NCAA headquarters in Indianapolis. He also worked as a student-athlete academic counselor at the University of Houston and the University of Maine.

Hightower was a free safety at Florida A&M University, where he was named Male Scholar Athlete of the Year during his junior season. He graduated from FAMU, magna cum laude, with a degree in graphic arts and printing management.

Hightower earned a master's degree in physical education with a concentration in sports administration from Florida State University in 1998. He worked as an NCAA national office intern from 1997-98 in the education services group.

Born in Fort Lauderdale, Florida, Hightower graduated from Brighton High School in Rochester, New York.

He and his wife have two daughters and a son.



BOB WICK

Equipment Manager
38th NFL Season
38th season with Chargers

Chargers equipment manager since 2000, Bob Wick received the Whitey Zimmerman Memorial Award as NFL Equipment Manager of the Year in 2009.

He joined the team as a ball boy and equipment assistant during training camp in 1979, spending three seasons as an equipment assistant before being named assistant equipment manager in '83. Wick worked as an equipment assistant with the San Diego Clippers from 1978-80, and is the equipment liaison for the Holiday and Poinsettia Bowls, which are both played in Qualcomm Stadium. He also has worked the 2007, '08 and '10 Pro Bowls.

Wick was born in San Diego and graduated from Mt. Miguel High School in 1978. He earned an associate degree

in business administration from Grossmont College in 1981 and studied finance at San Diego State from 1982-85.

Wick and his wife, Debbie, have two daughters, Chloe and Courtney, and a son, Robert. Wick is a former coach and board member for Scripps Ranch Softball. In 2011, he was selected to coach the league's 14-and-under all-star team. Wick is an avid collector of sports memorabilia and he enjoys working out in his spare time.

EQUIPMENT STAFF



CHRIS SMITH
Assistant Equipment
Manager—
Field Manager



KEVIN DUDDY
Equipment
Assistant

ADMINISTRATION



MARSHA WELLS

Controller

Wells joined the Chargers in 1996 after working 16 years for the A.G. Spanos organization. She joined the compa-

ny in '80 in Las Vegas and relocated to San Diego in '87, assuming the duties of chief financial officer/property management.

She graduated with a degree in accountancy from Northern Illinois University in 1976 and a master's in business administration from the University of Nevada-Las Vegas, in '82. A Certified Public Accountant and member of the American Institute of CPAs, Wells garnered three years (1976-79) of public accounting experience with the firm Peat, Marwick, Mitchell and Co., in Decatur, Illinois.

She was born in Beardstown, Ill., and attended Rushville High School. Wells is single and resides in Coronado.

ACCOUNTING STAFF



RICH ALEXANDER

Assistant
Controller



JIM MAIO

Tax Manager



CHRystal LEE

Accounting
Manager



SANDY CORDEAU

Payroll/Human
Resources Manager



MARIAH HOBBS

Revenue
Accountant



GRACE PARRA

Accounts Payable
Coordinator



MEGAN GANNON

Accountant



KEN DERRETT

Senior Vice President –
Chief Marketing Officer

Derrett was elevated to senior vice president-chief marketing officer in 2010. He joined the Chargers in 2001 and is responsible for all of the team's marketing and sales functions. During his tenure, the team has experienced significant growth in premium seat sales, sponsorships and broadcast revenue and merchandise sales.

Derrett was the senior VP for global marketing partnerships for the NBA from 1999-01. He joined the NBA in 1995 and was named managing director of NBA Canada in 1996.

Derrett was the manager of sport and entertainment properties at Labatt Breweries of Canada from 1988-95. He managed Labatt's interests with the NFL, Toronto Blue Jays, Canadian

Olympic Association, Hockey Canada, Canadian Curling Association and the Commonwealth Games. In addition, he managed several strategic relationships for the company including Sky-Dome, TSN and the Canadian Country Music Association. Derrett also worked for the CFL from 1978-88, developing the annual business and operations plan for the Grey Cup Championship.

Derrett currently serves on the board of directors and marketing committee for the San Diego Tourism Authority. He is on the marketing committee for the partnership council of the American Cancer Society and held a similar post for the 2008 U.S. Open Golf Championship.

A native of Winnipeg, Manitoba, Derrett received his Bachelor of Commerce in Sports Administration from Laurentian University in Sudbury, Ontario. In 2008, he received an honorary doctorate in sports administration from the school and in 2010, he was acknowledged as one of 50 Distinguished Graduates of the University.

Derrett and his wife, Denise, have two children. Daughter, Amy, graduated from UCLA's school of Engineering and works in real estate development. Son, Trevor, graduated from the University of Arizona with a degree in business. He currently works for the NBA's Sacramento Kings.



DENNY O'LEARY

Vice President of
Marketing Partnerships

O'Leary joined the Chargers in 2002 as the director of marketing partnerships. In 2010, he was promoted to vice president of marketing partnerships. O'Leary manages the strategic development and daily operations of the team's corporate sales and services department.

Through the sale of team-controlled inventory such as television, radio, signage, promotional platforms and hos-

pitality, O'Leary has managed a team that has consistently seen success with retention of corporate clients as well as the addition of new corporate partners. In addition, O'Leary has developed a department infrastructure that focuses on sponsor activation, brand equity and return on partnership investment.

Locally, O'Leary serves on the board of directors for the Make-A-Wish Foundation and he was an executive leadership team member for the American Heart Association's 2015 Heart Walk.

Prior to the Chargers, O'Leary worked with the Denver Broncos, Integrated Sports International, the Utah Grizzlies of the IHL and the NBA's Los Angeles Clippers.

O'Leary was born in St. Louis, Missouri. He graduated from Indiana University in 1990 with a degree in economics.

He and wife, Kari, have two daughters, Kaitlyn and Kylie, and a son, Ryan.

MARKETING STAFF



S. BRANDON WARD
Senior Manager,
Marketing
Partnerships &
Broadcasting



CHRIS LEE
Senior Manager,
Corporate
Partnerships



ZACH GANO
Manager,
Corporate
Partnerships



JENNIFER BOWER
Senior Manager
of Client Services



JOHANNA WAY
Coordinator,
Marketing
Partnerships



TERRENCE WHITE
Coordinator,
Marketing
Partnerships



TODD POULSEN

Vice President—
Ticket Sales & Services

Poulsen joined the Chargers in 2003 and is responsible for ticket sales and services, ticket operations and day-to-day supervision of the ticket office.

Poulsen came to San Diego from the NBA's Los Angeles Clippers where he spent six years (1998-03), including

three as their director of sales. During his tenure, the Clippers were fifth in the NBA in new season ticket sales and set franchise records for overall group sales revenue, attendance and sellouts.

From 1994-98, Poulsen was an account executive for the Minnesota Timberwolves. He led the department in season ticket sales and overall revenue.

Born in Salt Lake City, Utah, Poulsen graduated from Utah State University with a degree in marketing and from the University of Redlands with a master's in management.

Poulsen and his wife, Marilyn, have two daughters, Morgan and Madeline. Morgan is a student at Arizona State University and Madeline is a student at Utah State University.

TICKET SALES STAFF



STEVE PANKOWSKI
Senior Manager,
Ticket Sales



MEAGAN MARONEY
Account
Executive



STEFANI POLONIA
Account
Executive



JOSE VIRGEN
CRM/Database
Manager



OLIVIA AGUNDES
Administrative Assistant—
Guest Services
Representative



MICHAEL L. DOUGHERTY

Director of
Ticket Operations

Dougherty oversees all aspects of the ticket office, including season ticket accounts, Club level accounts and single-game ticket sales.

He is in his 23rd season with the Chargers. Dougherty, who worked for the San Diego Padres from 1991-94, was born in Pasadena, Calif. He attended Arcadia (Calif.) HS and earned a degree in communications from the University of the Pacific in 1988.

Mike and his wife, Shannon, live in La Costa. They have daughters Brittany and Mikaela, and sons, Connor and Daniel. Brittany is a senior studying kinesiology at Texas Christian University (Class of 2017).

TICKET OPERATIONS STAFF



KRIS MOERSHEL
Senior Manager of
Ticket Operations



BETSY PYLE
Ticket Operations
Assistant



SHIRLEY WEINMANN

Director of
Guest Services

Weinmann oversees the guest services department for the Chargers, which provides support to season ticket members and day-to-day customers throughout the year. The 2016 sea-

son will mark her 17th with the Chargers. Weinmann returned to the Chargers in 2006 after previously working for the team from 1997-02 as the suite services manager and executive suites coordinator. From 2002-06, she was the premium seating services manager at STAPLES Center in Los Angeles, home of the Lakers, Clippers, Kings, Sparks and special events, including the NBA All-Star Game and the Grammys.

A native of San Diego (Mt. Carmel High School), Weinmann graduated with a degree in business economics and a minor in sports management from the University of California-Santa Barbara, where she played on the women's volleyball team for four years. She also earned a master's of business administration from National University.

GUEST SERVICES STAFF



JIM CWALINSKI
Senior Manager of
Guest Services



BARBIE HENDRIX
Club Seat Services
Manager



ADRIAN BAILEY
Club Seat Services
Coordinator



LINSEY BAHL
Guest Services
Representative



JANET CARROLL
Guest Services
Representative



JOANNE HERNANDEZ
Guest Services
Representative



CARLY MITCHELL
Guest Services
Representative



JAMES NAVARRA
Guest Services
Representative



QUINTON OWENS

Director of
Premium Sales

Owens joined the Chargers in 2012 and was promoted to director of premium sales in 2014.

He came to the Chargers from the NBA's Oklahoma City Thunder, where he was a premium sales account executive. Prior to Oklahoma City, Owens worked in premium seating with the Dallas Cowboys and helped with sales prior to the opening of AT&T Stadium in 2009.

A native of Spring, Texas, Owens attended East Texas Baptist University. He lettered in basketball for four years.

Owens has a daughter, Beckett Lynn.

PREMIUM SEAT SALES STAFF



RACHEL BOOKS
Manager,
Suite Services



WES BADOREK
Manager,
Premium Seating
Sales



EDDIE GOMEZ
Manager,
Premium Seating
Sales



PETER LOPEZ
Manager,
Premium Seating
Sales



JASON STERN
Manager,
Premium Seating
Sales



NICOLETTA RUHL

Director of
Digital Media

months as the web/marketing coordinator at MakingOf, Inc. in San Francisco. Prior to that she held jobs as a production coordinator with the NFL Network in Mt. Laurel, N.J., in 2006 and '07, as a production assistant/coordinator at Red Line Films in New York in 2007 and as a baseball division assistant at Creative Artists Agency in New York from 2007-09.

Ruhl attended Yale University in New Haven, Conn., where she played water polo and was an All-Ivy League swimmer. She also worked for the school's radio and TV network for three years as an anchor, broadcaster and sideline reporter. Ruhl earned a degree in American studies in 2006. Along the way, she completed internships with the CBS affiliate, KFMB-TV in San Diego, the National Football League's sales and marketing department and with ESPN.

Ruhl was born in Stockton, Calif. She attended Lincoln High School where she was an All-America swimmer and a varsity water polo player.

Ruhl is in her fifth season as director of digital media.

The digital media department was created in 2012 to revamp the Chargers' presence in digital space. Its goals are to increase online revenue and grow the Chargers audience with in-Chargers controlled digital media such as Chargers.com, Chargers social media sites and Chargers mobile applications.

Ruhl joined the Chargers in Sept. 2009 as manager of business development after spending the previous seven

DIGITAL MEDIA STAFF



JOEL PRICE
Senior Manager,
Digital Content



RICKY HENNE
Managing Editor,
Chargers.com



JORDAN BEANE
Senior Producer,
Chargers.com



SAM DAVIS
Video Editor,
Chargers.com



INA JUNG
Creative Services
Manager



BILL JOHNSTON

Director of Public Relations

Johnston is in his 27th season as the Chargers' director of public relations and his 38th year with the team. He is responsible for managing the public image and overall communications strategy for the Chargers. This includes media relations and all organizational messaging. He is the team's primary liaison with the NFL's broadcast partners as well as local and national media outlets. Johnston served on the NFL's Public Relations Staff at Super Bowls XLV-XLIX (2011-15), serving as facilities coordinator of the National Media Center.

He joined the Chargers in 1979, earned a degree in journalism from San Diego State in 1981, and was named public

relations assistant that year. He served as assistant director of public relations (1984-87) and director of community relations (1988-89). Among the team's many connections with the San Diego community, Johnston oversaw the creation of the Charger Girls in 1990. In 1995, he set up the team's charitable foundation. The Alex Spanos All-Star Classic high school football game is currently the longest-running all-star game in California and the Chargers' annual shoe distribution has benefitted tens of thousands of deserving youths for the past 27 years. Both were his creation.

Johnston was born in La Mesa, California, and attended Helix High School. Bill and his daughter, Hayley, were named National Fundraisers of the Year in 2013 by the Huntington's Disease Society of America and he was also honored by the national HDSA in October 2008 for his support of the organization. While serving as president of the HDSA's board of directors, the San Diego Chapter was named the national HDSA Chapter of the Year in 2005 and '07. An avid runner, Johnston has run and raised money in 15 marathons, collecting more than \$800,000 to cure Huntington's disease. Johnston and his wife, Ramona, have a son, Jared, and a daughter, Hayley.

PUBLIC RELATIONS STAFF



SCOTT YOFFE
Assistant Director
of Public Relations



JENNIFER ROJAS
Corporate
Communications
Manager



**JAMAAL
LaFRANCE**
Media Relations
Coordinator



MIKE NOWAK
Team
Photographer



KIMBERLEY LAYTON

Director of Public Affairs & Corporate/Community Relations

Layton is in her 17th season as director of corporate and community relations for the Chargers. She is responsible for expanding the team's outreach and impact in the community by creating programs and initiatives to enhance the Chargers' corporate, business, charitable and youth football relationships. She also oversees the Chargers Community Foundation, which has provided more than \$11million in benefits to San Diego's youth and educational communities since its inception. Layton has received numerous awards for her work on behalf of the team's community initiatives, including the Community Service Award presented by the High School Sports Association and the Contributor to Amateur Football Award from the San Diego Chapter of the National Football Foundation and College Hall of Fame.

Prior to joining the team, Layton worked in state and local government for 12 years. She entered the political arena in 1988 and served as chief of staff for Assembly-

woman Lucy Killea from 1989-95. In 1995, Layton was appointed assistant director for the City's Department of Intergovernmental Relations, and in 1996 she was promoted to Director. In 1998, Layton was appointed as Chief of Staff for Mayor Susan Golding.

Layton serves on a number of Boards for local non-profits. In 2015, she was named President of the San Diego Bowl Game Association, the organization responsible for producing the Holiday and Poinsettia Bowls, which generate millions of tourism dollars each year for San Diego.

Layton is a graduate of San Diego High School. She earned her degree from the University of California at Irvine. Layton is married to Farrell Layton.

COMMUNITY RELATIONS STAFF



CHASE HARTMAN
Community Relations
Manager –
Youth Football



ALEX BILLER
Community
Relations
Assistant



DICK LEWIS

Director of
Player Outreach

Lewis was named director of player outreach in 2012 after spending 26 years as director of security.

He began a weekly tradition of taking players and coaches to serve meals to the homeless and expanded the program by incorporating teens and young adults currently receiving drug rehabilitation treatment at the McAllister Institute. He also takes players to visit hospitals and police dispatch centers, and he helps them become mentors to troubled teens. In 2010, the Salvation Army honored Lewis with its Partners in Mission Award for his dedication to helping the homeless.

Lewis joined the Chargers full-time in 1989 upon retirement from the San Diego Police Department as a patrol officer. He was a member of the department's school task force and an assistant to the Chief of Police for community relations. Highly regarded for his work in keeping a lid on racial tension and gang activities during the '70s and '80s, Lewis was honored by the San Diego Police Museum in February 2010 during Black History Month.

From 1955-68, Lewis was a hospital corpsman in the U.S. Navy serving with the Marines. He performed two 13-month tours in Southeast Asia during the Vietnam War, earning numerous accolades, including a Purple Heart, a Vietnam Service Medal, and three National Defense & Good Conduct Awards.

Born in Bay City, Texas, Lewis attended Hilliard High School. He earned bachelor's and doctorate degrees in law from Cabrillo Pacific University.

He is the lead vocalist in "Time Out," an R&B band featuring members of the team's security staff.

Lewis resides in Ramona with his daughter, Roshawn and grandson, Jeremy.



BILL STETSON

Director of
Security

Bill Stetson joined the Chargers as director of security in 2012 after a 30-year career with the San Diego Police Department.

Stetson became a patrol officer for the SDDP in 1982 at the young age of 21 and rose through the ranks. He began his career at the Central Division, serving Downtown San Diego and Logan Heights areas. He also served as a SWAT officer before becoming a detective in 1989. He served on a variety of squads, including vice, narcotics and the Violent Crime Task Force. He later became a patrol sergeant and then a detective sergeant, where he served on internal affairs and homicide.

Stetson finished his career at the Department as a lieutenant in the Southeast Division where his final assignment was the gangs division.

Stetson was born in Sacramento, Calif. and attended Del Campo High School. He also attended Sacramento State before moving to San Diego and attending San Diego State. Bill and his wife Cyndi have a daughter, Kelli, and a son, Jackson. They reside in Escondido.

SECURITY STAFF



DAVE JOHNSON
Assistant Director
of Security—
Gameday



SEAN O'CONNOR

Director of Stadium/
Game Operations &
Special Events

In his 28th season with the Chargers, O'Connor is responsible for all aspects of stadium operations, including parking, security, game presentation, entertainment, Bolt-Vision, audio, scoreboard operations and fan interactive areas. Additionally, he coordinates special events, including those with ties to local military bases. O'Connor produces the team's two dedicated military tribute games, the Salute to the Military, which will mark its 28th season in 2016, and the Salute to Service, which will be reprised for the seventh straight year in '16. In 2012, O'Connor coordinated the Junior Seau memorial tribute at Qualcomm Stadium that was attended by an estimated 20,000 fans. O'Connor also acts as the team's liaison with management and concessionaire at Qualcomm Stadium.

O'Connor has worked for the NFL on its ticket operation staff for the last 18 Super Bowls, including Super Bowl 50 in Santa Clara, California in February 2016.

Before joining the Chargers, O'Connor was the director of sales and an account executive with the San Diego Sockers of the Major Indoor Soccer League.

O'Connor was born in Buffalo, New York, and attended St. Joseph's Collegiate Institute. He graduated with a degree in business administration from the University of San Diego in 1982 where he played wide receiver for the Toreros.

Sean and his wife, Meghann, have sons, Liam and Quinn.

STADIUM OPERATIONS & EVENTS STAFF



TOM CARSON
Senior Manager of
Stadium Operations



JUSTINE KING
Events Manager



JOHN HINEK

Director of
Business Operations

Hinek spent his 43rd year with the Chargers in 2015. He originally joined the team as a ball boy in 1973 and now coordinates team travel and is the facilities coordinator for the

team's practice complex. Hinek also serves as the Chargers' training camp coordinator, a role he has held since 1978.

From 2000-04, Hinek oversaw operations at Qualcomm Stadium and he was the team's director of college scouting from 1990-94.

Hinek's father, Frank, was the former equipment manager of the Oakland Raiders (1960-62) and brother, Bronco, was the San Francisco 49ers' equipment manager from 1984-97.

Hinek was born in Milwaukee, Wisconsin, and grew up in Alameda, California. He attended San Diego State University and graduated with honors in physical education.

Hinek has two daughters, Camille and Jacquelyn. He married the former Shelly Moore in June 2013.

BUSINESS OPERATIONS STAFF



JOHN LEATHERWOOD
Business Operations
Assistant



GEORGETTE ROGERS
Receptionist



CHUCK SANDUSKY
Facilities Coordinator



PAUL CHAPMAN
Head Staff
Assistant

SUPPORT STAFF



**GEORGE
PERNICANO**
Minority Owner



**MONSIGNOR DAN
DILLABOUGH**
Team Chaplain



**TERRELL
FLETCHER**
Team Chaplain

2016-17 IMPORTANT DATES

- Aug. 9 – If a Drafted Rookie has not signed with his club by this date, he may not be traded to any other club in 2016.
- Aug. 30 – Rosters cut down to maximum of 75 players on Active List by 1 p.m. (PT).
- Sept. 3 – Rosters cut down to maximum of 53 players on Active/Inactive List by 1 p.m. (PT).
- Sept. 4 – At 9 a.m. (PT), clubs may establish a Practice Squad of 10 players by signing free agents who do not have an accrued season of free-agency credit or who were on the Active/Inactive List for less than nine regular-season games during their only Accrued Season(s). A player cannot participate on the Practice Squad for more than three seasons.
- Sept. 8 – NFL Kickoff Weekend.
- Sept. 27 – Priority on multiple waiver claims is now based on 2016 standings.
- Nov. 1 – All trading ends at 1 p.m. (PT).
- Nov. 2 – Players with at least four previous pension credits are subject to the waiver system for the remainder of regular season and postseason.
- Nov. 15 – By 1 p.m. (PT), clubs must sign their Draft Choices and any Unrestricted and Restricted Free Agents to whom June 1 tender was made. If still unsigned after this date, players are prohibited from playing in the NFL in 2016.
- Jan. 2 – Clubs may begin signing free agent players for the 2017 season.
- Jan. 7-8 – Wild Card Playoffs
- Jan. 14-15 – Divisional Playoffs
- Jan. 22 – AFC and NFC Championship Games
- Jan. 29 – Pro Bowl
- Feb. 5 – Super Bowl LI, NRG Stadium, Houston, Texas



***VETERANS &
RETURNING PLAYERS***



37

JAHLEEL ADDAE

Safety
5-10, 195
4th NFL Season
4th with Chargers

Free Agent - '13
Central Michigan
Riverview HS
Valrico, Fla.

One of the team's hardest hitters, Jahleel Addae became the Chargers' starting strong safety in 2015 and he had one of his best seasons. His 65 tackles ranked sixth on the team.

Addae joined the Chargers as an undrafted rookie from Central Michigan in 2013. He made the team's opening-day roster and, early on, his primary role was on special teams. As the coaching staff gained more confidence in his ability, late in the year, Addae became a defensive regular. He made a number of big plays late in the season and led the secondary with 13 tackles in the playoffs. When the Chargers beat Kansas City in their regular-season finale to qualify for the playoffs for the first time since 2009, Addae made a key third-down pass breakup during the Bolts' game-winning defensive stand. In the postseason, he had a key fumble recovery in the team's AFC Wild Card Playoff win at Cincinnati and a forced fumble a week later in the divisional playoffs at Denver.

While Addae enjoyed success on the field in 2013, he faced personal adversity at home. At the same time he was trying to make inroads with the Chargers, Addae learned that his mother, Jennifer, was battling breast cancer back in their hometown of Valrico, Florida. Thankfully, today she is cancer free.

In 2014, he showed his appreciation for her courage in battling the disease by serving as an honorary chair for the 2014 & 2015 Susan G. Komen Race for the Cure.



Addae's older brother, Jahmile, was a four-year starter at West Virginia. After a brief NFL career, Jahmile transitioned into coaching and he is now coaching safeties at the University of Arizona.

Addae has long been a ferocious hitter with a nose for the football. In college, teammates nicknamed him "The Hitman."

TRANSACTION HISTORY: Signed with Chargers May 13, 2013...re-signed March 25, 2016.

2015: Inactive Weeks 2-4 (ankle)...left Green Bay game Oct. 18 with back injury...left Kansas City game Nov. 22 in third-quarter with concussion...two passes defended in 31-25 win at Jacksonville Nov. 29...12-yard sack late in second quarter Dec. 24 at Oakland...late in fourth quarter vs. Raiders, helped send game to overtime by drawing 11-yard intentional grounding penalty against David Carr. **2014:** Inactive Weeks 1-2 (hamstring)...fourth quarter sack Sept. 28 vs. Jacksonville...diagnosed with concussion following Oct. 23 game at Denver...inactive Nov. 2 at Miami, Nov. 16 vs. Oakland and Nov. 23 vs. St. Louis...forced fumble Dec. 7 vs. New England was recovered by Darrell Stuckey and returned 53 yards for touchdown...paced team with career-high 10 tackles Dec. 14 vs. Denver. **2014:** Crushing blow to break up third-down pass intended for Kenny Britt Sept. 22 at Tennessee...first-career sack on third-down play early in game Oct. 20 at Jacksonville...broke up third down pass during game-saving overtime stand in

Dec. 29 win vs. Kansas City that lifted Bolts into NFL playoffs...third-down fumble recovery in Jan. 5 wild card playoffs at Cincinnati led to field goal and 17-10 lead...third down forced fumble vs. Denver's Julius Thomas in Jan. 12 divisional playoffs.

COLLEGE: Second Team All-MAC as senior, first-team as junior and third-team as sophomore...CMU's co-Defensive Player of Year as senior after winning award outright as junior... invited to East-West Shrine Game following senior season... tied for conference lead with four picks as senior and junior... MAC Defensive Player of Week after Miami (Ohio) game in 2012...51 career games with 302 career tackles, 15 tackles for loss, 3.5 sacks, eight interceptions, 21 passes defended and three forced fumbles... redshirted in 2008...played at Central Michigan from 2009-12...general management major.

PERSONAL: Born in Tampa, Fla...third-team all-state as senior, second-team all-state as sophomore...two-time all-county running back at Riverview High School in Valrico, Fla.

Regular Season

Year	Team	G-S	Tack.-Asst.	Total	Sacks-Yds.	Int.-Yds.	Long	TD	Pass Def.	Fumbles For.-Rec.	Special Teams TFL	Tackles
2013	San Diego	16-2	26-6	32	1-10	0-0	0	0	2	0-1	1	9
2014	San Diego	11-5	39-9	48	1-6	0-0	0	0	1	2-1	1	4
2015	San Diego	13-12	55-10	65	1-12	0-0	0	0	4	0-0	2	1
	Totals	40-19	120-25	145	3-28	0-0	0	0	7	2-2	4	14

Postseason

Year	Team	G-S	Tack.-Asst.	Total	Sacks-Yds.	Int.-Yds.	Long	TD	Pass Def.	Fumbles For.-Rec.	Special Teams TFL	Tackles
2013	San Diego	2-1	10-3	13	0-0	0-0	0	0	1	1-1	1	0

Regular-Season Single-game Highs

Tackles — 10 vs. Denver Dec. 14, 2014

Sacks — 1 (3 times) Last: at Oakland Dec. 24, 2015

Postseason Single-game Highs

Tackles — 8 at Denver Jan. 12, 2014

**13****KEENAN ALLEN****Wide Receiver****6-2, 211****4th NFL Season****4th with Chargers****Draft 3 – '13****California****Northern Guilford HS****Greensboro, N.C.**

Heading into his fourth NFL season, Keenan Allen is well on his way to becoming one of the league's elite receivers. In June, the Chargers made sure Allen would continue to do so in San Diego when the team and he agreed to a four-year contract extension.

Allen was off to a record-breaking start in 2015 before suffering a season-ending injury on a touchdown catch in Baltimore. In seven and a half games, Allen had racked up 67 catches, tied for third in NFL history at the mid-point of a season. But on Nov. 1 against the Ravens, he suffered a kidney injury when landing hard between two defenders on a 13-yard touchdown catch late in the second quarter. He was placed on "Reserve-Injured" just a few days later.

For Allen, it was a premature end to a season that appeared to show no bounds. In the Bolts' 2015 season opener against Detroit, Allen had 15 catches, tying the franchise's single-game record. Two weeks later, he caught a dozen passes, including two touchdowns, in a game at Minnesota. And then three weeks later, he caught 14 passes at Green Bay's Lambeau Field to become the first player in NFL history with at least 12 catches in three of his team's first six games of a season.

Allen finished the season with 67 catches, 725 yards and four scores and even though he played less than half a season, teammates paid tribute to Allen by choosing him as the team's offensive player of the year.

Allen's breakthrough season in 2015 didn't come as a surprise to those close to the young wide receiver. After an inconsistent 2014, Allen made a commitment to improve his overall conditioning. He completely revised his diet and improved his training methods. Allen also likes to wear a heavy sweatshirt under his pads when he practices because when he removes it on game days, he feels lighter and faster.

SUPPORTING OUR TROOPS

In April, Allen co-hosted a two-day football camp for youth from the Kaiserslautern Military Community at Ramstein Air Base in Ramstein, Germany with Washington Redskins wide receiver Andre Roberts. It was Allen's first time visiting Europe. Allen and Roberts also visited the USO's Warrior Center, they signed autographs at Ramstein Air Base, they visited the Landstuhl Regional Medical Center, and they spent time at the USO's Deployment Center for Active Duty Troops.



A third-round draft pick in 2013, Allen took the NFL by storm that season, earning NFL Rookie of the Year and NFL Offensive Rookie of the Year honors from multiple organizations. In his second season, Allen had another outstanding year, leading the team with 77 catches, good for 783 yards and four scores.

Looking back, as unfathomable as it might sound, Allen's NFL career almost never materialized.

A projected first-round pick out of Cal-Berkeley, Allen's pre-draft stock fell as the result of a knee injury late in his senior season. The Chargers snagged Allen in the third round, but during his first few months in San Diego, the coaching staff limited his reps to make sure that he was fully recovered from the knee injury. Allen also found himself stacked behind a talented group of veteran wide receivers. At one point during training camp, he began questioning himself and his position with the team. He considered walking away to continue his education at Cal and pursue a career in his other field of dreams: music. Ultimately, some tough talk and motherly advice from his mom, Doris, convinced Allen to stick with football. Around the same time he was struggling with his future, returning starter Danario Alexander went down with a knee injury and suddenly Allen found himself receiving more reps with the offense. Then in the Chargers' second game of the season in Philadelphia, Malcom Floyd suffered a season-ending neck injury. With Floyd out, Allen's number was called. And on just his second play, Allen caught an 18-yard pass on a 3rd-and-8 play that ignited a touchdown drive and a season that would end with Allen being celebrated center stage as the Pepsi Next NFL Rookie of the Year at New York City's Radio City Music Hall.

Allen went on to lead the team and set franchise rookie receiving records with 1,046 yards and 71 catches. He led all NFL rookies in catches, yards and touchdowns (eight), topping the 1,000-yard plateau during the Bolts' regular-season finale. He was just

ZEN SPORTS BALM

Allen is a majority stakeholder in the company Zen Enterprises that manufactures a product called Zen Sports Balm, which is used to relieve aches and pains associated with muscles and joints, especially for individuals suffering from arthritis, backaches, strains, sprains, and bruises.



Continued next page

the fifth rookie since 2000 to rack up over 1,000 yards. In three games late in the season, Allen caught five touchdown passes, the most by a Chargers wide receiver in three games since 1996. It included an impressive two-game stretch in the course of five days when he caught two touchdowns against the New York Giants on Dec. 8 and two more at Denver on Dec. 12. Twice in 2013, Allen racked up more than 100 yards in back-to-back games, a feat that hadn't been achieved by a Chargers rookie since 1960.

Allen's outstanding play continued into the postseason as he led the team with eight catches for 163 yards and two touchdowns. It included a 142-yard, two-touchdown performance in the divisional play-offs at Denver. It was the Chargers' second-most receiving yards in a playoff game and the team's first two-touchdown game in the playoffs since Jan. 1983 (Kellen Winslow). Allen's yardage total tied for the second-most by a rookie in a playoff game in NFL history (Keith Jackson, Philadelphia) and he became the league's first rookie since New England's Julian Edelman in Jan. 2010 with two touchdown catches in a postseason game.

Long before the 2013 NFL Draft, Allen was a player

coveted by Chargers General Manager Tom Telesco. In 2011, Telesco attended Cal's game against USC at San Francisco's AT&T Park and he noted that Allen really stood out on a field that was loaded with great players. Allen enjoyed one of the most prolific days of his career that evening against the Trojans, catching a career-best 13 passes for 160 yards.

Allen left Cal after his junior season having caught a school-record 205 career passes. Half-brother, Zach Maynard, was his quarterback all three years at Cal. Maynard originally enrolled at the University of Buffalo, but transferred to Cal so that he and Allen could be teammates. In 2011, they combined for the longest pass play in school history, a 90-yard score against the Washington Huskies.

One of Allen's closest friends is Cincinnati Bengals' receiver Marvin Jones. They became teammates at Cal after Jones hosted Allen during his recruiting visit.

Another of Allen's passions beyond football and music is basketball. The Greensboro, North Carolina native grew up in the heart of Tobacco Road. This year, he sponsored a 13-and-under AAU team in San Diego called the Slayers.



TRANSACTION HISTORY: Third-round pick (76), April 26, 2013...signed four-year contract May 13...agreed to four-year contract extension, June 10, 2016.

2015: Chargers Offensive Player of Year...tied franchise record with 15 catches (Kellen Winslow at Green Bay, Oct. 7, 1984), good for career-high 166 yards, Sept. 13 vs. Detroit...tied for 11th-most catches in game in NFL history...helped Chargers overcome 18-point deficit (second-highest in franchise history) to win, 33-28...15 catches were most in franchise history by wide receiver and were most by any player on NFL Kickoff Weekend since 1970 merger...early fourth quarter vs. Lions, 15-yard 3rd-and-10 catch during go-ahead touchdown drive...later during touchdown drive for 33-21 lead, caught 20-yarder to Lions' 22 on 3rd-and-19...12 catches for 133 yards and career-high-tying two TDs (34 and 19 yards) Sept. 27 at Minnesota...four catches Oct. 4 vs. Cleveland for 33 through first four games, tying Antonio Gates (2007) for most catches in team history through first four games of season...Oct. 18 at Green Bay, caught 14 passes for 157 yards...six catches in first quarter and 11 in first half...left game in second half with hip injury and did not return...targeted 15 times vs. Packers and caught 14 of 15...Nov. 1 at Baltimore, caught 13-yard touchdown pass just before halftime but injured kidney on play and did not return...on touchdown drive, caught five-yard pass on 3rd-and-3 and seven-yarder on 3rd-and-5...placed on season-ending "Reserve-Injured" Nov. 3. **2014:** Ten catches and season-high 135 yards in Sept. 28 win vs. Jacksonville... Oct. 12 at Oakland, set up game-winning touchdown with career-long 29-yard punt return...six plays later, Chargers scored touchdown for final points in 31-28 win...first touchdown of season (2 yards) among team-high nine catches Oct. 23 at Denver...paced team with 104 yards and TD in 27-24 win over St.

Louis Nov. 23...touchdown was game-winner as he bounced back from lost fumble at end of 35-yard catch-and-run at Rams' 16 on previous possession...season-high 11 catches for 121 yards and two TDs in 34-33 win at Baltimore Nov. 30...targeted season-high 15 times...12-yard touchdown catch in first quarter and 23-yarder to pull Bolts within 30-27 with 3:40 left in fourth quarter...during game-winning touchdown drive one series later, had three catches for 33 yards, including catches of 14 and 12 yards on first two plays...injured ankle after making second quarter catch Dec. 14 vs. Denver...returned briefly in third quarter but did not finish game...also injured clavicle during game...inactive Dec. 20 at San Francisco and Dec. 28 at Kansas City. **2013: Pepsi Next and Sporting News NFL Rookie of Year...Professional Football Writers of America (PFWA), CBSSports.com and Sports Illustrated NFL Offensive Rookie of Year...PFWA All-Rookie...ESPN All-AFC West...**...first two NFL catches Sept. 15 at Philadelphia...both were third-down catches good for first downs during scoring drives...first went for 18 yards on 3rd-and-11 on TD drive and second for 16 on 3rd-and-7 during FG drive...made first catch despite being interfered with, drawing penalty flag...during 30-21 win over Dallas Sept. 29, helped sustain first TD drive of game with 31-yard catch on 3rd-and-8...later ignited field goal drive for 23-20 lead with 19-yard catch from own 10 on first play...first-career touchdown on seven-yard catch in fourth quarter at Oakland Oct. 6...started drive with 21-yard punt return and drew pass interference penalty on 1st-and-15 play...finished night with 115 yards for first-career 100-yard game...**Pepsi Next NFL Rookie of Week** after game-high 107 yards in 19-9 win over Indianapolis Oct. 14...second-straight 100-yard game to become only second Chargers rookie (Don Norton, 1960) with back-to-back 100-yard games...scored team's only

TD of night (22 yards) in second quarter...team-high 128 yards and 16-yard late fourth-quarter TD Nov. 3 at Washington...during late game-tying field goal drive, caught 22-yard pass on 4th-and-2, followed by successive catches of 20 and 11 yards...**Pepsi Next NFL Rookie of Week** after game-high nine catches and 124 yards in 41-38 win Nov. 24 at Kansas City...eight catches for 104 yards in first half...fourth 100-yard game of season set team rookie record...game highs in yards (106) and catches (eight) Dec. 1 vs. Cincinnati...fifth 100-yard game of season and second-consecutive, marking second occasion with back-to-back 100-yard games...first-career multi-TD game in 37-14 win over New York Giants Dec. 8...first half touchdown catches of 43 yards (career long) and four yards, both on 3rd-down plays, helped Bolts jump out to 24-0 lead...raised season receptions total to 61, setting team rookie record (LaDainian Tomlinson, 59 in 2001)...**Pepsi Next NFL Rookie of Week** after 27-20 road win over 11-2 Denver Dec. 12...touchdown catches of 19 and 10 yards on 3rd down plays in second quarter...third quarter touchdown catch (4 yards) to break 10-10 tie in 26-13 win over Oakland Dec. 22...fifth TD in three games, equaled most by Chargers WR in three-game stretch since 1996...**Pepsi Next NFL Rookie of Week** after team-high 89 yards in 27-24 overtime win against Kansas City Dec. 29 that put Chargers into AFC playoffs...upped season tally to team-leading and team rookie record 1,046 yards...went over 1,000 yards on 38-yard catch that set up game-tying field goal late

in fourth quarter...earlier, 24-yard catch on 3rd-and-6 helped set up TD that tied game at 14-14...held to two catches in Jan. 5 Wild Card playoff win at Cincinnati, but both were 3rd-down catches in third quarter that helped sustain scoring drives...nine-yard catch on 3rd-and-1 helped sustain TD drive and 12-yarder on later 3rd-and-7 helped sustain FG drive...tied team post-season record with two touchdowns and second-most yards in team playoff history (142) in Jan. 12 Divisional Playoffs at Denver...both touchdowns covered 16 yards in fourth quarter...set up second with 49-yard catch on 4th-and-5.

COLLEGE: Honorable mention All-Pac-12 as junior...third-team All-America and first-team All-Pac-12 as sophomore...second-team All-Pac-10 as frosh...2011 Bear Backers MVP Award...four-time recipient of College Football Performer of Week Award, including three times as wide receiver and once as punt returner...Pac-10 Special Teams Player of Week as freshman vs. Arizona State...third in school history with 2,570 yards and seventh in touchdowns (17)...played at Cal from 2010-12...African-American studies major.

PERSONAL: Born in Greensboro, N.C....spent freshman and sophomore seasons at Grimsley (Greensboro) High School...played alongside half-brother and quarterback, Zach Maynard...transferred to Greensboro's North Guilford High as junior and senior...USA Today All-America as senior...all-state as junior...as senior, led squad to 3A Mid-State Conference title.

Regular Season		Receiving			Special Teams		Punt Returns					
Year	Team	G-S	No.-Yds.	Avg.	Long	TD	Tackles	No.-Yds.	FC	Avg.	Long	TD
2013	San Diego	15-14	71-1,046	14.7	43t	8	1	15-125	13	8.3	28	0
2014	San Diego	14-14	77-783	10.2	35	4	0	11-99	11	9.0	29	0
2015	San Diego	8-8	67-725	10.8	38	4	0	3-5	4	1.7	5	0
Totals		37-36	215-2,554	11.9	43t	16	1	29-229	28	7.9	29	0

Postseason		Receiving			Special Teams		Punt Returns					
Year	Team	G-S	No.-Yds.	Avg.	Long	TD	Tackles	No.-Yds.	FC	Avg.	Long	TD
2013	San Diego	2-2	8-163	20.4	49	2	0	0-0	2	0.0	0	0

Regular-Season Single-game Highs

Receptions — 15 vs. Detroit Sept. 13, 2015
 Receiving Yards — 166 vs. Detroit Sept. 13, 2015
 Receiving Long — 43t vs. N.Y. Giants Dec. 8, 2013
 Receiving TDs — 2 (4 times) Last: at Minnesota Sept. 27, 2015
 Punt Returns — 4 vs. Oakland Nov. 16, 2014
 Punt Return Yards — 44 vs. Oakland Nov. 16, 2014
 Punt Return Long — 29 at Oakland Oct. 12, 2014

Postseason Single-game Highs

Receptions — 6 at Denver Jan. 12, 2014
 Receiving Yards — 142 at Denver Jan. 12, 2014
 Receiving Long — 49 at Denver Jan. 12, 2014
 Receiving TDs — 2 at Denver Jan. 12, 2014
 Receiving Long TD — 16 (2 times) Last: at Den. Jan. 12, 2014

2015	Receiving				Punt Returns							
	Date	Opp	No.-Yds	Avg.	Lg	TD	TDs	No.-Yds	FC	Avg.	Lg	TD
09/13	Det*	15-166	11.1	21	0	0-0	0	0.0	0	0	0	0
09/20	at Cin*	2-16	8	13	0	1-0	0	0	0	0	0	0
09/27	at Min*	12-133	11.1	34t	2	1-0	2	0	0	0	0	0
10/04	Cle*	4-72	18	31	1	1-5	2	5	5	0	0	0
10/12	Pit*	6-57	9.5	20	0	0-0	0	0.0	0	0	0	0
10/18	at GB*	14-157	11.2	38	0	0-0	0	0	0	0	0	0
10/25	Oak*	9-89	9.9	18	0	0-0	0	0.0	0	0	0	0
11/01	at Bal*	5-35	7	13t	1	0-0	0	0.0	0	0	0	0
Totals		67-725	10.8	38	4	3-5	4	1.7	5	0	0	0

Reserve-Injured (11/9 vs. Chi, 11/22 vs. KC, 11/29 at Jax, 12/6 vs. Den, 12/13 at KC, 12/20 vs. Mia, 12/24 at Oak, 1/3 at Den)

2014	Receiving				Punt Returns							
	Date	Opp	No.-Yds	Avg.	Lg	TD	TDs	No.-Yds	FC	Avg.	Lg	TD
Sept. 8	at Ari*	5-37	7.4	12	0	0-0	0	0.0	0	0.0	0	0
Sept. 14	Sea*	5-55	11	14	0	0-0	0	0	0	0	0	0
Sept. 21	at Buf*	2-17	8.5	11	0	0-0	0	0	0	0	0	0
Sept. 28	Jax*	10-135	13.5	24	0	1-10	2	0	0	0	0	0
Oct. 5	NYJ*	3-25	8.3	11	0	0-0	0	1.0	2	10.0	10	0
Oct. 12	at Oak*	3-27	9	19	0	1-29	0	29	29	29	29	0
Oct. 19	KC*	6-58	9.7	18	0	0-0	1	0.0	0	0.0	0	0
Oct. 23	at Den*	9-73	8.1	19	1	1-6	3	6.0	6	6	6	0
Nov. 2	at Mia*	4-47	11.8	17	0	0-0	2	6.0	0	0	0	0
Nov. 16	Oak*	8-63	7.9	13	0	4-44	2	11	17	0	0	0
Nov. 23	STL*	6-104	17.3	35	1	1-0	0	0.0	0	0	0	0
Nov. 30	at Bal*	11-121	11	23t	2	2-0	0	0.0	0	0	0	0
Dec. 7	NE*	2-3	1.5	3	0	0-0	1	3.5	7	0	0	0
Dec. 14	Den*	3-18	6	7	0	1-3	0	3.0	3	0	0	0
Dec. 20	at SF	Inactive										
Dec. 28	at KC	Inactive										
Totals		77-783	10.2	35	4	11-99	11	9	29	0	0	0

Continued next page

2013 Receiving										Punt Returns										Receiving										Punt Returns									
Date	Opp	No.-Yds	Avg.	Lg	TD	TDs	No.-Yds	FC	Avg.	Lg	TD	Date	Opp	No.-Yds	Avg.	Lg	TD	TDs	No.-Yds	FC	Avg.	Lg	TD																
09/09	Hou	Did Not Play										12/01	Cin*	8-106	13.3	22	0		1-0	2	0.0	0	0																
09/15	at Phi	2-34	17.0	18	0		0-0	0	0	0	0	12/08	NYG*	3-59	19.7	43t	2	43,4	2-2	0	1.0	2	0																
09/22	at Ten*	1(-4)	-4.0	3	0		0-0	0	0	0	0	12/12	at Den*	2-29	14.5	19t	2	19,10	2-11	1	5.5	6	0																
09/29	Dal*	5-80	16.0	31	0		0-0	0	0	0	0	12/22	Oak*	3-26	8.7	18	1	4	3-35	1	11.7	28	0																
10/06	at Oak*	6-115	19.2	30	1	7	1-21	0	21.0	21	0	12/29	KC*	5-89	17.8	38	0		2-6	1	3.0	7	0																
10/14	Ind*	9-107	11.9	22t	1	22	0-0	1	0.0	0	0	Totals 71-1,04614.7 43t 8										15-125	13	8.3	28	0													
10/20	at Jax*	3-67	22.3	36	0		1-11	0	11.0	11	0	01/05	at Cin**	2-21	10.5	12	0		0-0	2	0.0	0	0																
11/03	at Was*	8-128	16.0	22	1	16	0-0	1	0.0	0	0	01/12	at Den**	+6-142	23.7	49	2		0-0	0	0.0	0	0																
11/10	Den*	4-41	10.3	18	0		0-0	3	0.0	0	0	Totals 8-163 20.4 49 2										0-0	2	0.0	0	0													
11/17	at Mia*	3-45	15.0	17	0		2-34	1	17.0	21	0																												
11/24	at KC*	9-124	13.8	29	0		1-5	2	5.0	5	0																												

* Denotes starter
+ Denotes postseason game

CHARGERS NATIONAL TV NIGHT GAMES

Overall: 46-51 (.474); Home Night Games: 32-29 (.525)

Day	Date	Opponent	W-L	Score	Day	Date	Opponent	W-L	Score
Mon.	10/12/70	Green Bay	L	20-22	Mon.	10/10/05	Pittsburgh	L	22-24
Mon.	11/15/71	St. Louis	W	20-17	Sun.	12/04/05	Oakland	W	34-10
Mon.	11/13/72	Cleveland	L	17-21	Mon.	09/11/06	at Oakland	W	27-0
Mon.	12/15/75	N.Y. Jets	W	24-16	Sun.	10/08/06	Pittsburgh	W	23-13
Mon.	12/04/78	Chicago	W	40-17	Sun.	11/19/06	at Denver	W	35-27
Thu.	10/25/79	at Oakland	L	22-45	Sun.	12/17/06	Kansas City	W	20-9
Mon.	12/17/79	Denver	W	17-7	Sun.	09/16/07	at New England	L	14-38
Sun.	10/26/80	at Dallas	L	31-42	Sun.	11/11/07	Indianapolis	W	23-21
Thu.	11/20/80	at Miami*	W	27-24	Mon.	12/24/07	Denver	W	23-3
Mon.	12/22/80	Pittsburgh	W	26-17	Mon.	09/22/08	New York Jets	W	48-29
Mon.	09/07/81	at Cleveland	W	44-14	Sun.	10/12/08	New England	W	30-10
Mon.	11/16/81	at Seattle	L	23-44	Sun.	10/26/08	at New Orleans+	L	32-37
Mon.	12/21/81	Oakland	W	23-10	Sun.	11/23/08	Indianapolis	L	20-23
Mon.	11/22/82	at L.A. Raiders	L	24-28	Thu.	12/04/08	Oakland	W	34-7
Mon.	12/20/82	Cincinnati	W	50-34	Sun.	12/28/08	Denver	W	52-21
Mon.	09/12/83	at Kansas City	W	17-14	Sat.	01/03/09	Indianapolis*	W	23-17
Mon.	10/31/83	Washington	L	24-27	Sun.	01/11/09	at Pittsburgh^^	L	24-35
Thu.	12/01/83	L.A. Raiders	L	10-42	Mon.	09/14/09	at Oakland	W	24-20
Mon.	09/24/84	at L.A. Raiders	L	30-33	Sun.	10/04/09	at Pittsburgh	L	28-38
Mon.	10/29/84	Seattle	L	0-24	Mon.	10/19/09	Denver	L	23-34
Mon.	12/03/84	Chicago	W	20-7	Fri.	12/25/09	at Tennessee	W	42-17
Mon.	10/28/85	at L.A. Raiders	L	21-34	Mon.	09/13/10	at Kansas City	L	14-21
Sun.	12/08/85	Pittsburgh	W	54-44	Mon.	11/22/10	Denver	W	35-14
Mon.	10/06/86	at Seattle	L	7-33	Sun.	11/28/10	at Indianapolis	W	36-14
Thu.	11/20/86	L.A. Raiders	L	10-42	Thu.	12/16/10	San Francisco	W	34-7
Sun.	11/15/87	L.A. Raiders	W	16-14	Mon.	10/31/11	at Kansas City*	L	20-23
Sun.	11/06/88	L.A. Raiders	L	3-13	Thu.	11/10/11	Oakland	L	17-24
Sun.	11/12/89	L.A. Raiders	W	14-12	Mon.	12/05/11	at Jacksonville	W	38-14
Sun.	11/25/90	Seattle*	L	10-13	Sun.	12/18/11	Baltimore	W	34-14
Sun.	12/01/91	L.A. Raiders	L	7-9	Mon.	09/10/12	at Oakland	W	22-14
Sun.	11/29/92	L.A. Raiders	W	27-3	Sun.	10/07/12	at New Orleans	L	24-31
Sun.	11/14/93	Chicago	L	13-16	Mon.	10/15/12	Denver	L	24-34
Mon.	11/29/93	at Indianapolis	W	31-0	Thu.	11/01/12	Kansas City	W	31-13
Sun.	12/12/93	Green Bay	L	13-20	Mon.	09/09/13	Houston	L	28-31
Mon.	12/27/93	Miami	W	45-20	Sun.	10/06/13	at Oakland**	L	17-27
Sun.	09/04/94	at Denver	W	37-34	Mon.	10/14/13	Indianapolis	W	19-9
Mon.	12/05/94	L.A. Raiders	L	17-24	Thu.	12/12/13	at Denver	W	27-20
Mon.	10/09/95	at Kansas City*	L	23-29	Mon.	09/08/14	at Arizona	L	17-18
Sun.	11/05/95	Miami	L	14-24	Thu.	10/23/14	at Denver	L	21-35
Mon.	11/27/95	Oakland	W	12-6	Sun.	12/07/14	New England	L	14-23
Mon.	10/21/96	Oakland	L	14-23	Sat.	12/20/14	at San Francisco*	W	38-35
Mon.	11/11/96	Detroit	W	27-21	Mon.	10/12/15	Pittsburgh	L	20-24
Sun.	12/01/96	New England	L	7-45	Mon.	11/09/15	Chicago	L	19-22
Sun.	12/22/96	Denver	W	16-10	Thu.	12/24/15	at Oakland*	L	20-23
Thu.	10/16/97	at Kansas City	L	3-31	^ AFC Wild Card Playoff game				
Sun.	11/16/97	Oakland	L	13-38	^^ AFC Divisional Playoff game				
Sun.	11/30/97	Denver	L	28-38	* Game played at Arizona's Sun Devil Stadium due to San Diego wildfires				
Sun.	11/29/98	Denver	L	16-31	** Game moved to Sunday night and televised by NFL Network due to conflict with MLB Playoffs				
Sun.	10/29/00	Oakland	L	13-15	+ At London, England				
Mon.	10/27/03	Miami*	L	10-26	* Overtime game				
Sat.	01/08/05	N.Y. Jets*	L	17-20					
Sun.	09/25/05	N.Y. Giants	W	45-23					



83

TORRENCE ALLEN

Wide Receiver
6-0, 183
2nd NFL Season
3rd with Chargers

Free Agent - '14
West Texas A&M
Meridian HS
Meridian, Tex.

A former undrafted free agent out of West Texas A&M, Torrence (pronounced Terrence) Allen returns for a third season with the Chargers.

Allen spent his entire rookie season on the Chargers' practice squad before spending the first 16 weeks of the 2015 season on the "Reserve-Injured" list with a foot injury.

At West Texas A&M, teammates nicknamed Allen "Silence" because of his soft-spoken demeanor. He even uses the nickname as part of his twitter handle, @ThaSilentOne11. Allen recently announced on twitter that he had adopted an abandoned German Shepherd puppy named Theo.

TRANSACTION HISTORY: Signed with Chargers May 13, 2014...waived Aug. 30...re-signed to practice squad, Sept. 1...re-signed Dec. 29...waived from "Reserve-Injured" Jan. 1, 2016...re-signed with Chargers, Jan. 5.

2015: Spent first 16 weeks on "Reserve-Injured" list.

2014: Spent full season on Chargers' practice squad.

COLLEGE: First-team All-Lone Star Conference and first-team Daktronics All-Super Region Four as senior after 1,668 receiving yards (second nationally and second in school history) and 12 touchdowns on 123

catches...Lone Star Conference co-Receiver of Year, first-team all-conference and second-team Daktronics All-Super Region Four after 1,430-yard junior season (third in school history)...finished career second in school history with 3,500 yards and 234 catches, along with 26 touchdown catches...redshirted in 2009...played at West Texas A&M from 2010-13...criminal justice major.

PERSONAL: Born in Clifton, Texas...district MVP at Meridian (Tex.) High School...Class 1A state champion in triple jump... also lettered in basketball.



97

JERRY ATTAOCHU

Outside Linebacker
6-3, 252
3rd NFL Season
3rd with Chargers

Draft 2 - '14
Georgia Tech
Archbishop Carroll HS
Washington, D.C.

Jerry Attaochu (uh-TAU-choo) showed tremendous growth in his second NFL season in 2015.

He finished the year fifth on the team in total tackles, while ranking second in sacks, tackles for loss and quarterback hits. After being slowed by a nagging hamstring during his rookie season in 2014, Attaochu bounced back in 2015 to play in 15 games and start 12. He and fellow outside linebacker Melvin Ingram formed a potent 1-2 punch as they combined for more than half (16.5) of the Chargers' 32 sacks on the season.

MAN HE'S FAST

At his pro day at Georgia Tech in 2014, Attaochu posted a 10-yard split time in the 40-yard dash (1.55) that was one-hundredth of a second faster than what Jadeveon Clowney, the draft's No. 1 overall pick, recorded at the 2014 NFL Combine.



Attaochu was born in Ibadan, Nigeria and moved to the United States when he was eight. His father, Paul, was an exchange student in the U.S. in the 1980s, who later returned to Nigeria where he married Attaochu's mother, Comfort. When the family returned to the States, they settled in Washington, D.C. Attaochu didn't start playing football until the ninth grade and it was a bit of a fluke when he stumbled into a line for athletic physical exams, thinking they were for the soccer team, only to discover they were actually for the football team at Archbishop Carroll High in D.C.

Attaochu went ahead and parlayed that mistake into a successful collegiate career at Georgia Tech that saw him earn All-America and All-ACC accolades. One of the nation's most gifted athletes, Attaochu racked up a school-record 31.5 sacks in three seasons for the Yellow Jackets.

The Chargers selected Attaochu in the second round of the 2014 NFL Draft. He had long had his eye on becoming a Bolt. Eager to play in San Diego, he had actually approached several members of the Chargers' coaching and scouting staff at the 2014 NFL Senior Bowl to gauge the team's interest in him.

Since August 2014, Attaochu's brother, Samuel, has lived with him in San Diego. At the urging of their mother, Samuel left the master's program at Old Dominion University to move to San Diego and help his brother acclimate to life as a professional athlete. Two-and-a-half years older than Jerry, Samuel eventually was admitted to the master's program at San Diego State and he's on track to graduate with a degree in public administration in 2017.

Attaochu grew up playing soccer. He and his brother played on the same middle-school team in Nigeria. Both still follow the sport closely and Jerry's favorite national teams are the United States, Nigeria and France.

Attaochu was a science, technology and culture major at Georgia Tech. With an eye toward life after football, he spent two years interning with the Barton Executive Search Firm in Atlanta, where Tech's campus is located.

Attaochu has also entrenched himself in community endeavors both in San Diego and his hometown of Washington D.C. In February, Attaochu and teammate Josh Lambo joined forces with the San Diego District Attorney's Office, the San Diego Domestic Violence Council, and the Strong Hearted Native Women's Coalition to help fight teen domestic violence. He and Lambo were featured in public service announcements and ads as part of the new "Now is the Time" outreach campaign.



In April, Attaochu began working on Capitol Hill with the American Diabetes Association as part of their Team Tackle campaign. Attaochu joined forces with other NFL players to raise diabetes and pre-diabetes awareness.

Also in Washington D.C., Attaochu works closely with the Glory's Hope Sickle Cell Foundation, which his father founded in 2015. The foundation supports research, education and creates awareness of Sickle Cell in both Africa and the United States.



TRANSACTION HISTORY: Second-round pick by Chargers (50), May 9, 2014...signed May 21.

2015: Inactive Sept. 13 vs. Detroit (hamstring)...selected as team captain by Head Coach Mike McCoy for Cleveland game Oct. 4 and responded with career-high two sacks and team-high four quarterback hits in 30-27 win...two tackles for loss among season-high 10 tackles and team-leading three quarterback hits Oct. 12 vs. Pittsburgh on ESPN's Monday Night Football...two third-down sacks to cap off three-and-outs Oct. 18 at Green Bay's Lambeau Field...team-high three quarterback hits Nov. 9 vs. Chicago...early fourth-quarter sack to help force three-and-out Nov. 22 vs. Kansas City... Dec. 13 at Kansas City had early tackle for loss, forced fumble on punt return, and late third-quarter sack on 3rd-and-10 play...shared 11-yard sack and two tackles for loss in 30-14 win over Miami Dec. 20...helped force punt on Dolphins' opening series of game with one-yard tackle for loss on first down and three-yard shared tackle for loss on 2nd-and-11...on opening series of third quarter, helped cap three-and-out with 11-yard shared sack with Melvin Ingram on 3rd-and-9...team-high three tackles for loss, all in third quarter during three-and-outs, Dec. 24 at Oakland. **2014:** NFL debut on national TV in Week 1 at Arizona and blocked punt that led to field goal...then made special teams tackle

at 18 on ensuing kickoff...in third quarter, four-yard sack and forced fumble on 3rd down was recovered by Dwight Freeney and led to TD for 17-6 lead...injured hamstring Sept. 21 at Buffalo...inactive vs. Jacksonville (Sept. 28) and New York Jets (Oct. 5)...returned Oct. 12 at Oakland, but re-injured hamstring...inactive Oct. 19 vs. Kansas City, Oct. 23 at Denver and Nov. 2 at Miami...late nine-yard sack in 13-6 win against Oakland Nov. 16.

COLLEGE: Third-team All-America by Associated Press and CBS Sports and first-team All-ACC as senior after placing second in ACC and sixth in nation with 12.5 sacks...school-record 31.5 career sacks...single-game high four sacks Georgia (2013)...honorable mention All-ACC as sophomore and junior...2012 ACC Linebacker of Week after three sacks vs. Maryland...2011 ACC Linebacker of Week and Football Writers Association National Player of Week after three sacks and forced fumble against North Carolina...started 37 of 49 career games and totaled 196 tackles, 43.5 tackles for loss, interception and four forced fumbles...played at Georgia Tech from 2010-13...science, technology and culture major.

PERSONAL: Born in Ibadan, Nigeria...team captain as junior and senior at Archbishop Carroll High in Washington, D.C.

Regular Season								Pass		Fumbles		Special Teams	
Year	Team	G-S	Tack.-Asst.	Total	Sacks-Yds.	Int.-Yds.	Long	TD	Def.	For.-Rec.	TFL		Tackles
2014	San Diego	11-0	9-3	12	2-13	0-0	0	0	1	1-0	2		2
2015	San Diego	15-12	52-14	66	6-39	0-0	0	0	2	0-0	16		3
Totals		26-12	61-17	78	8-52	0-0	0	0	3	1-0	18		5

Regular-Season Single-game Highs

Tackles — 10 vs. Pittsburgh Oct. 12, 2015

Sacks — 2 (2 times) Last: at Green Bay Oct. 18, 2015



72

JOE BARSDALE

Tackle
6-5, 326
6th NFL Season
2nd with Chargers

Free Agent – '15
Louisiana State
Cass Tech HS
Detroit, Mich.

The Chargers' 2015 Lineman of the Year, Joe Barksdale can unpack his bags and stay awhile after signing a new four-year contract with the team in March.

Barksdale originally joined the Chargers in May 2015, agreeing to a one-year contract late in free agency. To say Barksdale exceeded expectations would be an understatement. He wound up playing 624 snaps on the season, more than any player on the roster, including quarterback Philip Rivers. And Barksdale not only played a lot, but he played on both sides of the line. Barksdale started all 16 games at right tackle, but four times during the season he was forced to switch sides to play left tackle when injuries hit.

Barksdale originally came to the NFL as a third-round pick of the Oakland Raiders in 2011. He played in all 16 games as a rookie, primarily on special teams, but Oakland waived him early during his second season. The Rams claimed him. Barksdale played sparingly in 2012, but three weeks into the 2013 season, he was inserted into the starting lineup at right tackle and he remained there for 13 of the Rams' final 14 games. In 2014, he started all 16 games at right tackle. After the year ended, instead of re-signing with the Rams, Barksdale opted to test the waters in free agency, which ultimately led to San Diego.

Barksdale plays the game with a chip on his shoulder. That's what happens when you go from a highly-touted free agent to nearly being out of the game just over a year later. As motivation, he keeps a list in his locker that features things he intends to work on each week and throughout the season at hand.

Barksdale's career has been filled with several twists and turns that helped him get to where he is today. The Detroit native spurned offers from colleges all over the country to become the first-ever

LSU football player to hail from the Wolverine State. He enrolled at LSU as a defensive tackle, but the Tigers had a defensive front loaded with All-Americans, so the coaching staff convinced him to move to the offensive line and the rest is history. Barksdale played on LSU's national championship team as a freshman in 2007, and then he started three seasons at both left and right tackle, which ultimately led to being drafted by the Raiders in the third round.

In March 2015, Barksdale married his long-time girlfriend, Brionna Blackwell. She recently earned a master's degree in public relations. They grew up in Detroit and have known each other since third grade.

Several years ago, Barksdale took up guitar and he has since become an accomplished blues musician. Barksdale wowed guests at their wedding when he knocked out a few tunes at the reception. Last November, Barksdale visited Fender Guitar's factory in Corona, Calif., and the visit was profiled on ESPN's NFL Countdown prior to the Bolts' Nov. 9 Monday Night Football game against the Chicago Bears. The late Jimi Hendrix has long been one of Barksdale's musical idols and the folks at Fender presented him with a brand-new Hendrix commemorative guitar that was just being released to add to his collection. In recent years, Barksdale played a number freestyle jam sessions and he's in the process of organizing his own blues-rock trio.

Last December, Barksdale hosted a special holiday shopping event for some deserving youngsters from the Boys & Girls Clubs of Greater San Diego. As part of National Day of Giving, Barksdale treated 50 children to a holiday shopping spree to purchase gifts for their families at the JCPenney store at the Fashion Valley Mall in San Diego.



TRANSACTION HISTORY: Third-round pick by Oakland (92), April 29, 2011...signed July 31...waived Sept. 26, 2012...claimed by St. Louis, Sept. 27...contract expired, March 10, 2015...signed with Chargers, May 19...signed new four-year contract with Chargers, March 8, 2016.

2015: Chargers Lineman of Year...helped Chargers pass for 404 yards in 33-28 win over Detroit in Sept. 13 as line allowed just two sacks in 44 dropbacks...slid from right to left tackle late Sept. 27 at Minnesota when King Dunlap left game with concussion...team captain Sept. 27 vs. Vikings...starting right tackle in 30-27 win over Cleveland Oct. 4 as Bolts passed for 358 yards and three touchdowns, while line sur-

rendered just two sacks...team won game on 34-yard field goal with no time left on clock...team captain Oct. 12 vs. Pittsburgh...started vs. Steelers at right tackle, but shifted to left tackle when Chris Hairston left game with ankle injury...played entire game at right tackle Oct. 18 at Green Bay as Philip Rivers set franchise records for attempts, completions and yards...saw action at both left and right tackle Nov. 1 at Baltimore as injuries forced re-shuffling of offensive line...left Kansas City game Nov. 22 late in third quarter with hip injury and did not return...played all 71 snaps at right tackle of 31-25 win at Jacksonville Nov. 29...line allowed just two sacks in 45 total dropbacks while Philip Rivers passed for 300 yards and four touchdowns...left Denver game early Dec. 6 due

Continued next page

to back injury...Dec. 20 vs. Miami, helped team rush for season-high 140 yards, while line allowed just one sack in 37 passing plays as Philip Rivers threw for 311 yards and three touchdowns...started Dec. 24 at Oakland at right tackle and briefly shifted to left tackle at start of third quarter after Hairston left game due to abdominal injury...left Denver game Jan. 3 briefly in fourth quarter with ankle injury. **2014:** Started every game at right tackle...part of line that did not allow any sacks in 28-26 win over defending Super Bowl Champion Seattle Seahawks Oct. 16...helped block for season-high 172 yards rushing in 52-0 win over Oakland Nov. 30. **2013:** Took over at right tackle for injured Rodger Saffold Sept. 15 at Atlanta...quarterback Sam Bradford threw for 352 yards vs. Falcons, second-highest total of career...moved into starting lineup at right tackle Sept. 22 vs. Dallas...Nov. 24 vs. Chicago, part of line that allowed three rookie rushers to rack up 261 scrimmage yards and three touchdowns in 42-21 win...played but did not start Dec. 8 at Arizona. **2012:** Inactive for first three games with Oakland...started at left tackle

Games Played-Started: 2011 (16-0, Oakland); 2012 (6-2, St. Louis); 2013 (16-13, St. Louis); 2014 (16-16, St. Louis); 2015 (16-16, San Diego); **Total** (70-47).

for Rams Oct. 21 vs. Green Bay and Oct. 28 vs. New England. **2011:** Saw action in all 11 games primarily on special teams and as extra tackle in six-lineman sets...NFL debut in 23-20 ESPN Monday Night Football win over Denver Sept. 12.

COLLEGE: Second-team All-SEC as senior...2010 SEC Lineman of Week after performance vs. Ole Miss...started final 39 games to close out career and played in 53 total...started 26 games at right tackle and 13 at left tackle...played in all 14 games for BCS national championship team as true freshman in 2007...member of Omega Psi Phi...played at LSU from 2007-10...general studies major.

PERSONAL: Born in Detroit, Michigan...All-America at Cass Tech High School in Detroit...invited to play in U.S. Army All-America Bowl following senior season...named to *Detroit News*' "Dream Team" as senior...all-city selection as junior...recipient of 2007 Watkins Award, presented by National Alliance of African-American athletes.



12

TRAVIS BENJAMIN

Wide Receiver–Kick Returner UFA (Cleveland) – '16
5-10, 175
5th NFL Season
1st with Chargers
Miami
Glades Central HS
Belle Glade, Fla.

In March, the Chargers landed former Cleveland Browns big-play wide receiver and kick returner Travis Benjamin on a four-year deal. A legitimate home-run threat, Benjamin has scored 13 touchdowns during his career and the average length of his touchdowns is an astonishing 52.3 yards per score. His 12.6-yard career punt return average from when he entered the NFL in 2012 is the highest in the NFL over the last four years (2012-15).

Benjamin was the Browns' second-leading receiver in 2015 as he set career highs with 68 catches, 966 yards and five touchdown grabs. In September, he had a career game against Tennessee, catching touchdown passes of 50 and 60 yards, in addition to returning a punt 78 yards for another score. Benjamin joined Tavon Austin as the only players in NFL history with a 75-plus yard punt return touchdown and two 50-plus yard touchdown catches in a single game. Combined with a 54-yard touchdown catch in the Browns' season opener against the New York Jets, Benjamin became the first player since Hall of Famer Jim Brown (1963) with four 50-plus yard touchdowns in a season's first two games.

Benjamin's nickname is rabbit. As a youth in Florida because he used to chase rabbits that were escaping from burning cane fields. Benjamin swears that it helped him develop his speed and agility.

The Belle Glade, Florida native still returns to his hometown every offseason where he hosts a youth football camp with Deonte Thompson, who played in the NFL with Baltimore, Buffalo and Chicago from 2012-15.

Benjamin is easy to spot with his trademark long dreadlocks, which haven't been cut since he was in the eighth grade.

Benjamin is married to the former Africa Stefanos, a former on-air host at the hip-hop radio station FM Z107.9 in Cleveland.

Benjamin comes from a family with a long history in law enforcement. His mother, Cynthia Stewart, has been a sheriff's deputy in Palm Beach County, Florida for the last 12 years, and two of his aunts, Quandra and Kimberly Stewart, both work in corrections.

Breast cancer is a cause that's important to Benjamin as both is mother and grandmother are survivors.



Benjamin's cousin Alphonso Marshall played cornerback for the Chicago Bears from 2004-05. His brother, Troy Stewart, played football at Bethune-Cookman.

Benjamin's hobbies include fishing, watching track, cooking and traveling. At Miami, Benjamin set a school record in the 60 meters and he was a national finalist in the 4x100-meter relay.

TRANSACTION HISTORY: Fourth-round pick (100) by Cleveland, April 28, 2012...signed May 10...contract expired, March 9, 2016...signed four-year contract with Chargers, March 11.

2015: Caught Johnny Manziel's first NFL touchdown pass (54 yards) Sept. 13 at N.Y. Jets...**AFC Special Teams Player of Week** after three TDs in 20-14 win Sept. 20 vs. Tennessee...career-best 154 punt return yards, including 78-yard TD return...season-high 115 yards receiving, including TD catches of 60 and 50 yards...finished game with 269 all-purpose yards...first player in Browns history with two receiving TDs and punt return TD in single game...team captain Oct. 11 at Baltimore...season-high nine catches and 117 yards receiving Oct. 18 vs. Denver...team-high 113 yards receiving Nov. 15 at Pittsburgh...team captain Nov. 30 vs. Ravens and caught game-tying 42-yard TD pass with 1:47 left in game. **2014:** Two touchdowns, including game-winning six-yard TD catch with 1:09 remaining in 29-28 come-from-behind win at Tennessee Oct. 5...also caught 17-yarder with 6:49

left to get within six (22-28). **2013:** **AFC Special Teams Player of Week** after team-record 179 punt return yards, including 79-yard touchdown return, Oct. 3 vs. Buffalo...most punt return yards in game by NFL player since 2004...86-yard kickoff return led to touchdown Oct. 20 at Green Bay...injured knee Oct. 27 at Kansas City...placed on "Reserve-Injured" Oct. 30. **2012:** First NFL TD on 22-yard catch Sept. 23 at Buffalo...**AFC Special Teams Player of Week** after 149 punt return yards, including 93-yard TD return Dec. 9 vs. Kansas City...first Browns rookie with punt return TD since 1967...69-yard touchdown catch Dec. 16 at Washington.

COLLEGE: In 49 career games, totaled 131 catches for 2,146 yards and 13 TDs...sixth player in school history to surpass 2,000 yards...third in school history with 3,874 all-purpose yards.

PERSONAL: Born in Belle Glade, Fla...two-time All-Palm Beach County at Glades Central in Belle Glade...won state title as junior.

Regular Season		Receiving					Punt Returns					Kickoff Returns				
Year	Team	G-S	No.-Yds.	Avg.	Long	TD	No.-Yds.	Avg.	FC	Long	TD	No.-Yds.	Avg.	Long	TD	
2012	Cleveland	14-3	18-298	16.6	69t	2	3-149	49.7	1	93t	1	3-76	25.3	29	0	
2013	Cleveland	8-3	5-105	21.0	39	0	22-257	11.7	7	79t	1	3-146	48.7	86	0	
2014	Cleveland	16-0	18-314	17.4	43	3	15-127	8.5	8	37	0	12-246	20.5	28	0	
2015	Cleveland	16-15	68-966	14.2	61	5	28-324	11.6	10	78t	1	0-0	0.0	0	0	
Totals		54-21	109-1,683	15.4	69t	10	68-857	12.6	26	93t	3	18-468	26.0	86	0	

Regular Season		Rushing				Spec. Tms.	
Year	Team	No.-Yds.	Avg.	Long	TD	Tackles	
2012	Cleveland	6-66	11.0	35	0	0	
2013	Cleveland	1-45	45.0	45	0	0	
2014	Cleveland	3-11	3.7	10	0	0	
2015	Cleveland	4-12	3.0	10	0	0	
Totals		14-134	9.6	45	0	0	0

Regular-Season Single-Game Highs

Receptions — 9 vs. Denver Oct. 18, 2015
 Receiving Yards — 117 vs. Denver Oct. 18, 2015
 Receiving TDs — 2 (2 times) Last: vs. Tennessee Sept. 20, 2015
 Receiving Long — 69t vs. Washington Dec. 16, 2012
 Punt Returns — 7 vs. Buffalo Oct. 3, 2013
 Punt Return Yards — 179 vs. Buffalo Oct. 3, 2013
 Punt Return TDs — 1 (3 times) Last: vs. Tennessee Sept. 20, 2015

Punt Return Long — 93t vs. Kansas City Dec. 9, 2012
 Kickoff Returns — 4 at Pittsburgh Sept. 7, 2014
 Kickoff Return Yards — 86 at Green Bay Oct. 20, 2013
 Kickoff Return Long — 86 at Green Bay Oct. 20, 2013
 Rushing Attempts — 2 at Cincinnati Sept. 16, 2012
 Rushing Yards — 45 vs. Detroit Oct. 13, 2013
 Rushing Long — 45 vs. Detroit Oct. 13, 2013

2015 Game-By-Game Receiving							
Date	Opp.	No.	Yds	Avg.	Lg	TD	TDs
09/13	at NYJ*	3	89	29.7	54t	1	
09/20	Ten*	3	115	38.3	60t	2	
09/27	Oak	4	45	11.3	17	1	
10/04	at SD*	6	79	13.2	18	0	
10/11	at Bal*	6	83	13.8	25	0	
10/18	Den*	9	117	13	47	0	
10/25	at STL*	4	47	11.8	21	0	
11/01	ARI*	3	26	8.7	17	0	
11/05	at Cin*	3	22	7.3	9	0	
11/15	at Pit*	7	113	16.1	61	0	
11/30	Bal*	6	90	15	42t	1	
12/06	Cin*	0	0	0	0	0	
12/13	SF*	4	41	10.3	24	0	
12/20	at Sea*	3	26	8.7	13	0	
12/27	at KC*	2	20	10	12	0	
01/03	Pit*	5	53	10.6	15	0	
Totals		68	966	14.2	61	5	

Date	Opp.	No.	Yds	Avg.	Lg	TD	TDs
10/12	Pit	1	31	31	31	0	
10/19	at Jax	0	0	0	0	0	
10/26	Oak	0	0	0	0	0	
11/02	TB	2	52	26	31	0	
11/06	at Cin	3	46	15.3	22	0	
11/16	Hou	1	23	23	23	0	
11/23	at Atl	0	0	0	0	0	
11/30	at Buf	0	0	0	0	0	
12/07	Ind	1	27	27	27	0	
12/14	Cin	1	9	9	9	0	
12/21	at Car	0	0	0	0	0	
12/28	at Bal	1	9	9	9	0	
Totals		18	314	17.4	43	3	

2013 Game-By-Game Receiving							
Date	Opp.	No.	Yds	Avg.	Lg	TD	TDs
09/08	Mia*	3	44	14.7	20	0	
09/15	at Bal*	1	22	22	22	0	
09/22	at Min	0	0	0	0	0	
09/29	Cin*	1	39	39	39	0	
10/03	Buf	0	0	0	0	0	
10/13	Det	0	0	0	0	0	
10/20	at GB	0	0	0	0	0	
10/27	at KC	0	0	0	0	0	
Totals		5	105	21	39	0	

Reserve-Injured: 11/3 vs. Bal, 11/17 at Cin, 11/24 vs. Pit, 12/1 vs. Jax, 12/8 at NE, 12/15 vs. Chi, 12/22 at NYJ, 12/29 at Pit

2012 Game-By-Game Receiving							
Date	Opp.	No.	Yds	Avg.	Lg	TD	TDs
09/09	Phi	1	12	12	12	0	
09/16	at Cin*	0	0	0	0	0	
09/23	Buf	2	44	22	22t	1	22
09/27	at Bal	2	26	13	14	0	
10/07	at NYG	Inactive					
10/14	Cin	Inactive					
10/21	at Ind	3	33	11	12	0	
10/28	SD	0	0	0	0	0	
11/04	Bal	1	19	19	19	0	
11/18	at Dal	0	0	0	0	0	
11/25	Pit	0	0	0	0	0	
12/02	at Oak	1	6	6	6	0	
12/09	KC	0	0	0	0	0	
12/16	Was	1	69	69	69t	1	69
12/23	at Den*	3	46	15.3	21	0	
12/30	at Pit*	4	43	10.8	13	0	
Totals		18	298	16.6	69t	2	

* Denotes starter



89

ISAIAH BURSE

Wide Receiver
5-10, 187
2nd NFL Season
2nd with Chargers

Free Agent – '15
Fresno State
Modesto Christian HS
Modesto, Calif.

Last November, the Chargers added Isaiah Burse to the practice squad. A wide receiver and kick returner, Burse played in 12 games for the Denver Broncos in 2014 after making the roster as an undrafted rookie free agent.

Burse enjoys movies, video games and playing basketball in his free time.

A natural right-hander, Burse is trying to become ambidextrous. To do so, he spends about an hour each day writing with his left hand to make it stronger.

TRANSACTION HISTORY: Signed with Denver as May 10, 2014...waived Dec. 6...re-signed to Broncos' practice squad Dec. 8...re-signed Jan. 12, 2015...waived Sept. 5...signed to Pittsburgh's practice squad, Sept. 7...released Sept. 24...signed to Chargers' practice squad, Nov. 4...re-signed with Chargers, Jan. 4, 2016.

Conference as senior after 99 catches for 1,026 yards and six TDs...school-record 5,873 career all-purpose yards...played in 52 career games with 25 starts...209 career catches for 2,503 yards and 15 touchdowns...added 126 kickoff returns for 2,835 yard, 29 punt returns for 344 yards and two touchdowns, four rushing touchdowns and one passing score...played at Fresno State from 2010-13...criminology corrections major.

2014: NFL debut Sept. 7 vs. Indianapolis...season-high 52 punt return yards in 41-17 win Nov. 9 at Oakland...season-long 22-yard punt return helped set up touchdown in 29-16 win at Kansas City Nov. 30.

PERSONAL: Born in Modesto, Calif...led Modesto Christian High to 15-0 record and CIF Small School State title as senior...passed for 6,890 yards and 87 TDs and rushed for 4,003 yards during career.

COLLEGE: Honorable mention All-Mountain West

Regular Season		Receiving				Punt Returns				Kickoff Returns				Spec. Tms.		
Year	Team	G-S	No.-Yds.	Avg.	Lg	TD	No.-Yds.	Avg.	Lg	FC	TD	No.-Yds.	Avg.	Lg	TD	Tackles
2014	Denver	12-0	0-0	0.0	0	0	29-211	7.3	22	24	0	1-7	7.0	7	0	0

Regular-Season Single-game Highs

Punt Returns — 6 vs. Arizona Oct. 5, 2014
 Punt Return Yards — 52 at Oakland Nov. 9, 2014
 Punt Return Long — 22 at Kansas City Nov. 30, 2014

Kickoff Returns — 1 vs. San Francisco Oct. 19, 2014
 Kickoff Return Yards — 7 vs. San Francisco Oct. 19, 2014



78

TYREEK BURWELL

Tackle
6-6, 310
2nd NFL Season
2nd with Chargers

Free Agent – '15
Cincinnati
Whitman HS
Huntington Station, N.Y.

For Tyreek Burwell, beating long odds has become a way of life.

The second-year tackle was one of only four undrafted rookies to earn a spot on the Chargers' 53-man roster coming out of training camp in 2015. He gained valuable experience playing in 11 games as a rookie.

Burwell is a raw talent. A native of Huntington Station, New York, he garnered limited attention as a prep at Walt Whitman High School, primarily because he played a number of different positions for the Wildcats. He ended up starting his college career at Division III SUNY-Cortland where he played tight end.

After two years at SUNY-Cortland, Burwell was eager to transfer to an FBS school, so he put together his own highlight tape and shipped it off to a handful of schools. Very few responded, but one that did was the University of Cincinnati, which offered Burwell an opportunity to walk on to the Bearcats' football team. The only problem was that Burwell couldn't afford the out-of-state tuition, so he took a year off from school and football and worked at a Cheesecake Factory restaurant in Long Island so he could sock away some extra cash to pay for his tuition. A year later in 2012, Burwell enrolled at Cincinnati and Bearcats coach Tommy Tuberville convinced him to shift from



tight end to offensive line. Hesitant at first, Burwell obliged and added 25 pounds to his 270-pound frame. He ended up earning Scout Team Player of the Year honors in 2013 before earning playing time in 2014. That combined with an impressive Pro Day

in which he repped 225 pounds on the bench press 30 times and posted a 4.97-second clocking in the 40-yard dash helped him earn an opportunity with the Chargers and now Burwell heads into his second NFL season with 11 pro games under his belt.


TRANSACTION HISTORY: Signed with Chargers May 12...waived Sept. 10...re-signed to practice squad, Sept. 12...signed to active roster, Sept. 30.

2015: NFL debut Oct. 4 in 30-27 win over Cleveland...saw action as extra tackle in goal-line offense for two plays, one of which was one-yard touchdown catch by John Phillips for 27-19 lead in fourth quarter...saw one snap at right guard on last play of third quarter Oct. 12 vs. Pittsburgh...saw first action of career at left tackle Nov. 1 at Baltimore when Chris Hairston left with injury...saw action at right tackle Dec. 6 vs. Denver for injured Joe Barksdale...took over at left tackle in OT Dec. 24 at **Games Played-Started: 2015 (11-0, San Diego).**

Oakland...replaced Hairston at left tackle Jan. 3 at Denver...left game in third quarter with knee injury...returned late in Broncos contest to take over at left guard when injury to Joe Barksdale forced Kenny Wiggins to shift to right tackle.

COLLEGE: Played in 11 games with four starts at tackle as senior at Cincinnati in 2014...redshirted in 2013 due to NCAA transfer rules...spent 2011-12 seasons at SUNY-Cortland as tight end, catching one pass for touchdown in 2012...communications major.

PERSONAL: Born in Hempstead, New York...prepped at Whitman High in Huntington Station, N.Y.



90

RYAN CARRETHERS

Nose Tackle
6-1, 333
3rd NFL Season
3rd with Chargers

Draft 5 – '14
Arkansas State
Brentwood Academy
Nashville, Tenn.

A 2014 fifth-round choice, Ryan Carrethers has seen action in 20 games with three starts in his first two NFL seasons.

Carrethers is the first-ever Arkansas State player to be drafted by the Bolts. A two-time All-Sun Belt Conference performer, Carrethers blocked a 38-yard field goal attempt with no time remaining to secure a 23-20 victory for the Red Wolves over Ball State in the GoDaddy Bowl, his final collegiate contest.

A native of Nashville, Tenn., Carrethers attended

Brentwood Academy, the same high school as Chargers left tackle King Dunlap. As a prep, Carrethers was a two-time state champion heavyweight wrestler. He was undefeated as a senior.

Carrethers is one of the team's strongest players. At his college pro day, he bench-pressed 36 reps at 225 pounds, stopping only when the plates fell off the bar. And while playing at Arkansas State, he broke the school's squat record as a sophomore. He can squat more than 700 pounds.

TRANSACTION HISTORY: Fifth-round pick (165), May 10, 2014...signed four-year contract, May 14.

2015: Season-high seven tackles Nov. 1 at Baltimore.
2014: NFL debut Sept. 28 vs. Jacksonville...four tackles in first career start Nov. 16 vs. Oakland...injured elbow vs. Raiders...inactive Games 11-16.

COLLEGE: Two-time first-team All-Sun Belt Conference...Little Rock Touchdown Club's state player of year in 2013...finished career with 196 tackles, 14.5 tackles for loss and 6.5 sacks...93 tackles in 2013

were third in nation among defensive linemen...two blocked kicks as senior...Sun Belt Defensive Player of Week after career-high 16 tackles vs. Louisiana-Lafayette, most in game by defensive lineman in nation in 2013...touchdown as fullback vs. Western Kentucky...redshirted in 2009...played at Arkansas State from 2010-13...interdisciplinary studies degree.

PERSONAL: Born in Nashville, Tenn....lettered in football and wrestling at Brentwood Academy in Nashville...all-state and All-Williamson County as senior.

Regular Season

Year	Team	G-S	Tack.-Asst.	Total	Sacks-Yds.	Int.-Yds.	Long	TD	Pass Def.	Fumbles For.-Rec.	TFL	Special Teams Tackles
2014	San Diego	6-1	12-2	14	0-0	0-0	0	0	0	0-0	0	0
2015	San Diego	14-2	15-12	27	0-0	0-0	0	0	0	0-0	1	0
	Totals	20-3	27-14	41	0-0	0-0	0	0	0	0-0	1	0

Regular-Season Single-game Highs

Tackles — 7 at Baltimore Nov. 1, 2015



10

KELLEN CLEMENS

Quarterback
6-2, 220
11th NFL Season
3rd with Chargers

UFA (St. Louis) - '14
Oregon
Burns HS
Burns, Ore.

Kellen Clemens will play his third season with the Chargers in 2016. A second-round pick of the New York Jets in 2006, Clemens' career has taken him to the Jets, Washington, Houston and the St. Louis Rams. His resume boasts 21 NFL starts. Clemens started the last nine games for the Rams in 2013, leading them to wins in four of their last seven games.

Clemens grew up in Burns, Oregon, a cowboy town located in the southeast corner of the state that was more than 100 miles removed from the nearest interstate. His biological father, Vernon Vincent, was killed in a mill accident when Kellen was just six months old and his mother remarried John Clemens a couple of years later. After remarrying, the family moved onto a 3,500-acre Black Angus beef cattle ranch that had been in the Clemens family for six generations since 1870. Located in Harney County in Ore., the family's home was actually the county's first school house before it became an actual working ranch. As a child, Clemens worked on the ranch, doing things like herding cattle, bailing hay and fixing machinery. It's also where he learned to play football and he often trained by dragging tractor tires through the hay fields. John Clemens played defensive back at Portland State in the early 1980s and his grandfather, Delmer Clemens, played at Oregon in the 1950s.



Prior to enrolling at Oregon, Kellen prepped at Burns High School where he set state records for passing yards and touchdowns. He went 31-7 as a starter and became the only player from the state to earn Parade Magazine All-America honors. He led the Hilanders to the state finals as a senior.

At Oregon, Clemens set single-season passing records and he finished his career as the Ducks' third-all-time leading passer in both yards and touchdowns. Unfortunately, his career ended prematurely when he broke his leg in the eighth game of his senior season as result of a horse-collar tackle during a game. Still enamored with his upside, the Jets drafted Clemens in the second round of the 2006 NFL Draft.

A practicing Roman Catholic, Clemens married his wife, Nicole, while playing at Oregon. She had attended the University of San Diego. The couple has three children: Kate, Grant and Scarlett. In 2008, Clemens, Nicole and young daughter, Kate, attended a mass conducted by Pope Benedict in Washington D.C., and after the mass as part of the Papal procession, the Pope walked by and blessed the couple's daughter.

Clemens has four sisters, two of whom, Maria and Jessica, played college volleyball at Portland State after winning state championships in volleyball, basketball and track at Burns High.

TRANSACTION HISTORY: Second-round pick by New York Jets, April 29, 2006...signed July 27...re-signed, April 13, 2010...contract expired July 25, 2011...signed with Washington, July 29...released Sept. 3...signed with Houston, Nov. 23...waived Dec. 6...claimed by St. Louis, Dec. 7...released Aug. 31, 2012...re-signed with Rams, Sept. 13 and April 16, 2013...contract expired March 11, 2014...signed with Chargers, March 17...re-signed one-year contract with Chargers, March 9, 2016.

2015: Played one series at end of game Sept. 27 at Minnesota and led 14-play, 89-yard touchdown drive with 19-yard scoring throw to Keenan Allen...went 5 of 6 for 63 yards on drive. **2014:** Saw action late in 31-0 win over New York Jets Oct. 5...took over for Philip Rivers in third quarter Nov. 2 at Miami and completed first pass as Charger. **2013:** Passed for 247 yards and two touchdowns to post career-high passer rating (140.6) in 38-8 win at Indianapolis Nov. 10...threw two longest touchdown passes of career vs. Colts, 57 and 81 yards to Tavon Austin...in 27-16 win over New Orleans Dec. 15, posted career-best

first-half passer rating (142.0). **2012:** Saw action vs. New England Oct. 28 and at Arizona Nov. 25. **2011:** Season-best 25 of 36 for 229 yards and touchdown for 95.7 rating Dec. 18 vs. Cincinnati...career-long 18-yard rushing touchdown Jan. 1 vs. San Francisco. **2010:** Scored rushing touchdown vs. Buffalo on Jan. 2, 2011 in only appearance of season. **2009:** Saw most extensive action of season Dec. 13 at Tampa Bay, completing 12 of 23 for 11 yards. **2008:** Appeared in two games and posted only offensive stats Sept. 22 at San Diego. **2007:** First-career start and touchdown pass Sept. 16 at Baltimore...first-career victory, 19-16, over Pittsburgh, Nov. 18...first-career rushing touchdown and season-high for completions (24) and yards (286) Dec. 9 vs. Cleveland. **2006:** First NFL action Oct. 8 at Jacksonville.

COLLEGE: Finished career third in school history for passing yards (7,555), total offense (8,090) and touchdowns (61)...honorable mention All-Pac-10 as junior...as sophomore in 2003 vs. Stanford, completed school-record 15 of 17 (88.9 pct.) with 85 and 86-yard touchdown passes against Cardinal...offen-

sive player of week after 21 of 27 effort vs. UCLA in '03...played in 39 career games with 34 starts and completed 613 of 1,005 (61.0 pct.) with 61 TDs and only 24 interceptions...redshirted in 2001...played at Oregon from 2002-05...business administration degree.

Regular Season		Passing				Sacks-				Pass	Rush		
Year	Team	G-S	Att.-Comp.	Yards	Pct.	TD	Int.	Long	Lost	Rating	Att.-Yds	Long	TD
2006	New York Jets	2-0	1-0	0	.000	0	0	0	4-27	39.6	2-10	8	0
2007	New York Jets	10-8	250-130	1,529	.520	5	10	56	27-138	60.9	27-111	18	1
2008	New York Jets	2-0	5-3	26	.600	0	1	11	0-0	34.2	3-(-3)	-1	0
2009	New York Jets	10-1	26-13	125	.500	0	0	26	4-21	63.8	12-1	6	0
2010	New York Jets	1-0	2-1	6	.500	0	0	6	0-0	56.3	2-9	10t	1
2011	St. Louis	3-3	91-48	546	.527	2	1	36t	9-68	73.8	6-37	18t	1
2012	St. Louis	2-0	3-1	39	.333	0	1	39	0-0	42.4	2-5	5	0
2013	St. Louis	10-9	242-142	1,673	.587	8	7	81t	21-138	78.8	23-64	16	0
2014	San Diego	2-0	3-1	10	.333	0	0	10	1-9	43.8	0-0	0	0
2015	San Diego	2-0	6-5	63	.833	1	0	19t	0-0	150.0	1-(-1)	-1	0
Totals		44-21	629-344	4,017	.547	16	20	81t	66-401	69.5	78-233	18t	3

Regular-Season Single-game Highs

Attempts — 42 vs. Washington Nov. 4, 2007
 Completions — 25 vs. Cincinnati Dec. 18, 2011
 Yards — 286 vs. Cleveland Dec. 9, 2007
 Passing TDs — 2 (2 times) Last: vs. New Orleans Dec. 15, 2013

Interceptions — 2 (6 times) Last: at Seattle Dec. 29, 2013
 Long — 81t at Indianapolis Nov. 10, 2013
 Completion Percentage — .833 at Minnesota Sept. 27, 2015
 Passer Rating — 150.0 at Minnesota Sept. 27, 2015



45 ASANTE CLEVELAND

Tight End
6-5, 260
2nd NFL Season
2nd with Chargers

Waivers (New England) – '15
Miami
Christian Brothers HS
Sacramento, Calif.

The Chargers bolstered their depth at tight end when they claimed Asante Cleveland off waivers in late December 2015. A native of Sacramento, California, Cleveland has spent time with the San Francisco 49ers and New England Patriots.

A business major at the University of Miami (Fla.), Cleveland interned with the 49ers marketing department during the 2015 offseason. He shadowed different members of the team's marketing staff, learning a wide range of skills, including graphic design, youth football and stadium sales. He also took part in the 49ers marketing department's planning meetings leading up to the 2015 NFL Draft.

This offseason, Cleveland completed another internship, this time with Comcast Sportsnet in Washington D.C. as part of an NFL-sponsored program. During his stint with Comcast, Cleveland gained experience covering the NBA's Washington Wizards, the NHL's Washing-

ton Capitals and the University of Maryland's men's basketball team.

Cleveland was a versatile athlete growing up in Sacramento. He began playing soccer at the age of six and continued for eight years as a midfielder, until trying out for football as a freshman in high school. The baseball coaches at Christian Brothers High School tried to sway Cleveland into becoming a pitcher, but the aspiring tight end declined.

It's safe to say that Cleveland inherited some of his athletic ability from his father, Allen, a former defensive end who spent time with the Dallas Cowboys in the late 1970s and was part of their 1977 Super Bowl championship team. He later went on to work for the California Department of Corrections. Cleveland's mother, Javetta, is the deputy superintendent of the Berkeley (Calif.) School District.

Cleveland's hobbies are bowling and bow-fishing.

TRANSACTION HISTORY: Signed with San Francisco as undrafted rookie May 12, 2014...waived Aug. 30...signed to 49ers' practice squad on, Aug. 31...signed to active roster Sept. 20...waived Sept. 23...re-signed to practice squad, Sept. 25...re-signed to active roster, Nov. 27...traded to New England Aug. 18, 2015...waived Sept. 5...re-signed to Patriots' practice squad, Sept. 8...signed to Patriots' active roster, Nov. 28...waived Dec. 25...claimed by Chargers, Dec. 28.

2015: First NFL catch Nov. 29 at Denver...first NFL start Dec. 13 at Houston. **2014:** NFL debut Sept. 21 at Arizona.

COLLEGE: 2013 Nick Chickillo Award as team's Most Improved Player...saw action in 40 career games (10 starts), totaling 14 catches for 151 yards and 1 score...played at Miami from 2010-13...business major.

Continued next page

PERSONAL: Born in Sacramento, Calif....all-league as junior at Christian Brothers High in Sacramento.

Regular Season		Receiving				Special Teams	
Year	Team	G-S	No.-Yds.	Avg.	Long	TD	Tackles
2014	San Francisco	6-0	0-0	0.0	0	0	0
2015	New England	4-1	1-1	1.0	1	0	0
Totals		10-1	1-1	1.0	1	0	0

Regular-Season Single-game Highs

Receptions — 1 at Denver Nov. 29, 2015

Receiving Yards — 1 at Denver Nov. 29, 2015



RICHARD CRAWFORD

Cornerback

5-11, 192

3rd NFL Season

3rd with Chargers

Free Agent – '15

Southern Methodist

El Camino HS

Oceanside, Calif.

A local product out of Oceanside, Calif., by way of El Camino High School, Crawford spent time on the Chargers' practice squad in 2014 and '15.

Crawford entered the NFL in 2012 as a seventh-round pick of the Washington Redskins. He played in

10 games as a rookie, seeing time as both a cornerback and punt returner. Crawford missed the 2013 season while recovering from a knee injury and had a brief spell with the Redskins again in early 2014.

TRANSACTION HISTORY: Seventh-round pick by Washington (213), April 28, 2012...signed May 4...waived Aug. 30, 2014...re-signed to Redskins' practice squad, Sept. 1...released Sept. 9...signed to Redskins' active roster, Sept. 29...waived Oct. 7...signed with Chargers, Oct. 28...waived Nov. 22...re-signed to practice squad, Nov. 25...re-signed with Chargers, Dec. 29...waived Sept. 5, 2015...re-signed to practice squad, Dec. 31...re-signed Jan. 4, 2016.

2014: Inactive for Redskins Oct. 6 vs. Seattle...inactive for Chargers at Miami Nov. 2 and Nov. 16 vs. Oakland.

2013: Spent season on "Reserve-Injured" (knee)...injured in Redskins' third preseason game. **2012:** Dec. 9 vs. Baltimore had three punt returns for 100 yards (33.3 avg.), including 64-yard return in overtime to set

up game-winning field goal...season-high four tackles and fumble recovery in Dec. 23 win over Philadelphia...first-career interception and two passes defended in AFC East-clinching win over Dallas Dec. 30.

COLLEGE: Honorable mention All-Conference USA as junior in 2010...played two seasons (2010-11) at SMU...started 26 of 27 games with 106 tackles, six interceptions, 21 passes defended and two forced fumbles...began career at Saddleback (Calif.) College, earning first-team All-Mission Conference honors as sophomore.

PERSONAL: Lettered in football and track at El Camino High in Oceanside, Calif.

Regular Season		G-S	Tack.-Asst.	Total	Sacks-Yds.	Int.-Yds.	Long	TD	Pass Def.	Fumbles For.-Rec.	TFL	Special Teams Tackles
2012	Washington	10-0	18-3	21	0-0	1-12	12	0	4	0-1	0	2
2013	Washington	"Reserve-Injured" (knee)										
Totals		10-0	18-3	21	0-0	1-12	12	0	4	0-1	0	2

Regular Season		Punt Returns				Postseason	Punt Returns						
Year	Team	No.-Yds.	Avg.	Long	FC	TD	Year	Team	No.-Yds.	Avg.	Long	FC	TD
2012	Washington	8-156	19.5	64	2	0	2012	Washington	2-12	6.0	12	0	0

Regular-Season Single-game Highs

Tackles — 4 vs. Philadelphia Dec. 23, 2012

Interceptions — 1 vs. Dallas Dec. 30, 2012

Interception Return Yards — 12 vs. Dallas Dec. 30, 2012

Interception Return Long — 12 vs. Dallas Dec. 30, 2012

Punt Returns — 3 vs. Baltimore Dec. 9, 2012

Punt Return Yards — 100 vs. Baltimore Dec. 9, 2012

Punt Return Long — 64 vs. Baltimore Dec. 9, 2012

87

JEFF CUMBERLAND



Tight End
6-4, 260
7th NFL Season
1st with Chargers

Free Agent – '16
Illinois
Brookhaven HS
Columbus, Ohio

The Chargers signed former New York Jets tight end Jeff Cumberland to a one-year contract in April.

Set to play his seventh NFL season in 2016, Cumberland has caught 86 passes for 1,119 yards and 10 touchdowns during his career. He originally joined the Jets as an undrafted free agent in 2010.

Cumberland played in just one game for the Jets as a rookie and his second season in 2011 ended after just three games because of an Achilles injury. Cumberland bounced back to play in 15 games the following year (2012) and over the next four seasons, he played in 61 of 64 possible games. After the 2012 season, Cumberland's Jets teammates selected him as their winner of the Ed Block Courage Award.

Cumberland went to school at the University of Illinois where one of his teammates was Chargers defensive tackle Corey Liuget. Cumberland majored in sport management at Illinois and during the 2011 season when he missed 13 games with the Achilles injury, he took advantage of the time by performing

an internship in the Jets' sales department. Still looking to further his education, Cumberland was accepted into the University of Miami's Master of Business Administration for Artists and Athletes Program in January 2016.

A native of Columbus, Ohio, Cumberland had the values of hard work, dedication, faith and community instilled in him by the woman who raised him, grandmother Rosline Cumberland. He still maintains close ties to his hometown where he oversees the Jeff Cumberland Foundation, which hosts several annual events, including a youth football camp, a holiday toy giveaway and a Thanksgiving turkey giveaway. One of the frequent beneficiaries of Cumberland's benevolence is the Boys and Girls Clubs. In December 2014, the NFL Players Association named Cumberland as its Community MVP.

Cumberland is also a staunch supporter of the U.S. military and is deeply concerned about critical causes such as cancer awareness.

TRANSACTION HISTORY: Signed with New York Jets as undrafted free agent, April 30, 2010...re-signed with Jets, April 9, 2013 and May 10, 2014...contract expired March 9, 2016...signed one-year contract with Chargers, April 6, 2016.

2015: Season-long 44-yard catch Nov. 8 vs. Jacksonville. **2014:** Ten-yard touchdown catch Oct. 16 at New England...20-yard TD catch to tie game 7-7 in second quarter Dec. 21 vs. Patriots...Dec. 28 at Miami, 23-yard TD catch for 34-24 lead with 3:22 left in game. **2013:** Season-long TD catch (34 yards) Sept. 29 at Tennessee...season-high 79 yards, season-long 47-yard catch, and 20-yard TD catch for 10-7 lead in 30-28 win at Atlanta Oct. 7...13-yard TD catch Nov. 17 at Buffalo and eight-yarder Dec. 15 at Carolina. **2012: Ed Block Courage Award...**first NFL

touchdown catch (27 yards) Oct. 8 vs. Houston... Jets' only touchdown (1 yard) in 7-6 win over Arizona Dec. 2...17-yard TD catch Dec. 17 at Tennessee. **2011:** Injured Achilles Sept. 25 at Oakland...placed on "Reserve-Injured" Sept. 26. **2010:** NFL debut Jan. 2 vs. Buffalo.

COLLEGE: Honorable mention Freshman All-America by Sporting News in 2006...finished career with 59 catches for 1,001 yards and 11 touchdowns...played at Illinois from 2006-09...sport management major.

PERSONAL: Born in Columbus, Ohio...All-America and All-Ohio at Brookhaven High in Columbus... selected to play in Ohio North/South Classic... state track qualifier in 100 meters and 4x100 and 4x200-meter relays.

Regular Season		Receiving			TD	Kickoff Returns			Special Teams		
Year	Team	G-S	No.-Yds.	Avg. Long		No.-Yds.	Avg. Long	TD	TD	Tackles	
2010	New York Jets	1-0	1-3	3.0	3	0-0	0.0	0	0	0	
2011	New York Jets	3-0	2-35	17.5	33	0-0	0.0	0	0	1	
2012	New York Jets	15-12	29-359	12.4	39	3	0-0	0.0	0	0	
2013	New York Jets	15-12	26-398	15.3	47	4	0-0	0.0	0	0	
2014	New York Jets	16-14	23-247	10.7	28	3	0-0	0.0	0	0	
2015	New York Jets	15-6	5-77	15.4	44	0	4-50	12.5	17	2	
Totals		65-44	86-1,119	13.0	47	10	4-50	12.5	17	0	

Regular-Season Single-game Highs

Receptions — 4 (5 times) Last: vs. Oakland Sept. 7, 2014
Receiving Yards — 79 at Atlanta Oct. 7, 2013
Receiving Long — 47 at Atlanta Oct. 7, 2013
Receiving TDs — 1 (10 times) Last: at Miami Dec. 28, 2014

Receiving Long TD — 34t at Tennessee Sept. 29, 2013
Kickoff Returns — 1 (4 times) Last: at Buffalo Jan. 3, 2016
Kickoff Ret. Yds. — 17 (2 times) Last: vs. Jacksonville Nov. 8, 2015
Kickoff Ret. Lg. — 17 (2 times) Last: vs. Jacksonville Nov. 8, 2015



33

GREG DUCRE

Cornerback
5-10, 183
3rd NFL Season
3rd with Chargers

Free Agent – '14
Washington
Crenshaw HS
Los Angeles, Calif.

A former undrafted free agent from the University of Washington, Ducre began the 2015 season on the Chargers' practice squad, but he saw a good amount of action late in the year, including the first start of his NFL career.

Ducre ran a 4.2-second 40-yard dash at Washington, earning the nickname "Lightning." He is an alum of the Snoop Youth Football League, founded by rap mogul and entertainer, Snoop Dogg.



TRANSACTION HISTORY: Signed with Chargers May 16...waived Aug. 30...re-signed to Chargers' practice squad, Sept. 1...signed to Washington's active roster Oct. 8...waived Dec. 9...re-signed to Chargers' practice squad Dec. 12...signed to Chargers' active roster Dec. 16...waived Sept. 5, 2015...re-signed to practice squad, Sept. 7...signed to active roster, Nov. 3.

COLLEGE: MVP of 2014 College All-Star Bowl in Greenville, S.C....returned pick 31 yards for TD to lead National team to 12-6 victory...played 51 career games at Washington, totaling 106 tackles, 19 passes defended, four interceptions, 5.5 tackles for loss, one sack and two forced fumbles...finished second in Pac-12 in 60-meter dash in 2013 with time of 6.81...played at UW from 2010-13...sociology major.

2015: Saw extensive action Dec. 24 at Oakland, recording four tackles and pass defended in overtime in end zone on 2nd-and-goal play vs. Michael Crabtree. **2014:** NFL debut Oct. 12 at Arizona...intercepted pass for Washington Nov. 23 at San Francisco...inactive for Chargers Weeks 16-17.

PERSONAL: Born in Los Angeles...played on Coliseum League and CIF Los Angeles City title teams at Crenshaw High School...played in 2009 CIF Open Bowl, California's state championship game...lettered in track.

Regular Season

Year	Team	G-S	Tack.-Asst.	Total	Sacks-Yds.	Int.-Yds.	Long	TD	Pass Def.	Fumbles For.-Rec.	TFL	Special Teams Tackles
2014	Washington	5-0	2-1	3	0-0	1-7	7	0	1	0-0	0	2
2015	San Diego	4-1	6-0	6	0-0	0-0	0	0	1	0-0	0	2
Totals		9-1	8-1	9	0-0	1-7	7	0	2	0-0	0	4

Regular-Season Single-game Highs

Tackles — 4 at Oakland Dec. 24, 2015
 Interceptions — 1 at San Francisco Nov. 23, 2014

Interception Return Yards — 7 at San Francisco Nov. 23, 2014
 Interception Return Long — 7 at San Francisco Nov. 23, 2014



77

KING DUNLAP

Tackle
6-9, 330
9th NFL Season
4th with Chargers

UFA (Philadelphia) - '13
Auburn
Brentwood Academy
Nashville, Tenn.

King Dunlap is looking forward to a healthy season in 2016 after injuries sidelined him for the better part of 2015.

It was a frustrating year for the Bolts' 6-9 left tackle who had just signed a new four-year contract in February. Dunlap started just seven games in 2015 and he was only able to finish two, missing time primarily due to a concussion and an ailing ankle. Dunlap started the season on a high note as he was selected as an alternate team captain for a suspended Antonio Gates during the year's first four games.

Dunlap came into the 2015 season on the heels of a stellar 2014 campaign in which he started all 16 games for the first time in his career. According to Stats, Inc., Dunlap allowed just 3.5 sacks in 2014, tied for seventh-fewest in the NFL in 2014 among tackles who started all 16 games. He capped off the season by being selected as the team's Lineman of the Year.

A 2008 seventh-round pick of the Philadelphia Eagles, Dunlap joined the Chargers in 2013 after five seasons in the "City of Brotherly Love." In his first season with the Chargers, Dunlap started 11 games and Rivers was sacked just 30 times, tied for fourth-fewest in the league. The offensive line cleared the way for the team to rush for 1,965 yards.

Dunlap missed three games late in the season with a neck injury, but he returned in time to help the Bolts win their final four games and reach the playoffs for the first time since 2009.

Dunlap's father, King Dunlap IV, is a former defensive tackle who played college football at Tennessee State before the Baltimore Colts picked him in the fifth round of the 1969 NFL Draft. His mother, Robin, is a former track star who also competed at Tennessee State, while his younger sister, Victoria, spent time in the WNBA playing for the Washington Mystics and the Seattle Storm. Victoria played collegiately at Kentucky where she was an All-America and the SEC Player of the Year who also competed in the high jump for the Wildcats' track and field team.

Dunlap loves roller coasters but a downside to being 6-9 is that he's too tall to ride most of them. He hit his big growth spurt in the eighth grade, going from 5-11 to 6-5. Dunlap played middle linebacker as a youth before shifting to the defensive line and ultimately to the offensive line.

Dunlap's full name, King David Dunlap V, was derived from the Bible's King David. He has two sons, King VI and Jaylen, and a daughter, Kayla.



TRANSACTION HISTORY: Seventh-round pick (230) by Philadelphia, April 27, 2008...signed June 17...contract expired March 13, 2012...re-signed April 4...contract expired March 12, 2013...signed with Chargers, March 14, 2013...re-signed four-year contract with Chargers, Feb. 27, 2015.

2015: Helped Chargers pass for 404 yards in 33-28 win over Detroit in Sept. 13 as line allowed just two sacks in 44 dropbacks...left Minnesota game Sept. 27 in fourth quarter with concussion...inactive Oct. 4 vs. Cleveland, Oct. 12 vs. Pittsburgh and Oct. 18 at Green Bay (concussion)...left Baltimore game Nov. 1 on second play with ankle injury and did not return...inactive Nov. 9 vs. Chicago (ankle)...returned to starting lineup Nov. 22 vs. Kansas City but left game in third quarter with ankle injury...inactive Nov. 29 at Jacksonville and Dec. 6 vs. Denver (ankle)...returned Dec. 13 at Kansas City but left game in first quarter after re-aggravating ankle...inactive Dec. 20 vs. Miami, Dec. 24 at Oakland and Jan. 3 at Kansas City. **2014: Chargers Lineman of Year**...helped block for season-high 162 rush yards in 31-0 win over New York Jets Oct. 5...Bolts rushed for 116 yards and passed for 313 while line allowed just one sack in 35 pass plays in 31-28 win at Oakland Oct.

12...**Team Captain** Oct. 19 vs. Kansas City...pass protected with line for 383 yards and three TDs in 34-33 win at Baltimore Nov. 30, including game-winning eight-play, 80-yard, 1:44 drive that started with 2:22 left in contest...part of line that allowed just two sacks in 56 passing plays during 38-35 overtime win Dec. 20 at San Francisco...line also helped Ronnie Brown rush six straight times for 22 yards to San Francisco's 22 on game-winning field goal drive in overtime that capped 21-point comeback, tied for greatest in franchise history, including overcoming 14-point deficit midway through fourth quarter. **2013: USA Today All-Joe**...started Weeks 1-3 at left tackle...inactive Weeks 4-5 vs. Dallas and Atlanta after concussion Sept. 22 at Tennessee...started next four games but missed Miami (Nov. 17), Kansas City (Nov. 24) and Cincinnati (Dec. 1) games with neck injury...returned to starting lineup Dec. 8 and played final four games and both playoff games as Bolts went 5-1. **2012:** Started Games 1-2, 7-8 and 10-16 at left tackle...hamstring injury Sept. 16 vs. Baltimore...inactive vs. Arizona (Sept. 23) and N.Y. Giants (Sept. 30)...started Week 9 vs. Dallas at right tackle...starting left tackle during Eagles' season-high rush totals of 221 yards at New Orleans and 204 yards at Carolina...starting left tackle for Dec. 9 win at Tampa Bay when Eagles passed for

season-high 381 yards. **2011:** Blocked 45-yard field goal attempt by San Francisco's David Akers Oct. 2... starting left tackle Oct. 9 at Buffalo...inactive Oct. 16 vs. Washington (back)...first-career start at left guard Nov. 13 vs. Arizona...joined Jonathan Ogden (Baltimore, 1996) and Ben Jefferson (Cleveland, 1990) as tallest NFL players to ever line up at guard (per Stats, Inc.)...inactive Nov. 20 vs. New York Giants and Nov. 27 vs. New England (concussion). **2010:** First-career start at left tackle Oct. 17 vs. Atlanta...inactive (knee) vs. Indianapolis (Nov. 7) and Washington (Nov. 15)... first NFL start at right tackle for injured Winston Justice Dec. 12 at Dallas. **2009:** NFL debut Sept. 13 at Carolina...took over Oct. 18 vs. Oakland at left tackle for injured Peters. **2008:** Placed on "Reserve-Injured" Aug. 30 with ankle injury and missed season.

COLLEGE: Played in 48 career games with 20 starts... starting left tackle as junior and senior...SEC Lineman of Week following 2006 game vs. Tulane...redshirted in 2003...played at Auburn from 2004-07...adult education degree.

PERSONAL: Born in Nashville, Tennessee...Mr. Football Lineman of Year and all-state choice as two-way lineman as senior at Brentwood (Tenn.) Academy...led school to Division II Class 3A title game as senior... lettered in basketball.

Games Played-Started: **2008** ("Reserve-Injured", Philadelphia); **2009** (12-0, Philadelphia); **2010** (14-5, Philadelphia); **2011** (12-2, Philadelphia); **2012** (14-12, Philadelphia); **2013** (11-11, San Diego); **2014** (16-16, San Diego); **2015** (7-7, San Diego); **Total** (86-53).

Postseason Games Played-Started: **2013** (2-2, San Diego).

TOP 10 OFFENSIVE & DEFENSIVE PERFORMANCES

OFFENSIVE					DEFENSIVE				
Date	Opponent	Total Yards	Rush	Pass	Date	Opponent	Total Yards	Rush	Pass
12/20/82	Cincinnati	661	175	501	10/22/61	at Oakland (S.F.)	58	2	56
01/05/64	Boston*	610	318	292	12/12/10	Kansas City	67	48	19
11/10/85	L.A. Raiders	593	167	426	11/01/92	Indianapolis	99	30	69
10/20/68	Denver	581	211	370	09/17/61	Oakland	106	21	85
10/19/80	N.Y. Giants	567	111	456	12/04/78	Chicago	112	32	80
01/02/82	at Miami+	564	149	415	12/06/64	N.Y. Jets	113	80	33
09/15/85	Seattle	557	63	494	09/15/02	Houston	118	89	29
09/06/68	Cincinnati	554	229	325	09/19/76	at Tampa Bay	125	-4	129
10/18/15	at Green Bay	548	60	488	09/24/78	Green Bay	127	9	118
12/14/69	Buffalo	547	242	305	11/05/00	at Seattle	128	50	78

* AFL Championship Game+ AFC Divisional Playoffs



48

NICK DZUBNAR

Inside Linebacker
6-1, 240
2nd NFL Season
2nd with Chargers

Free Agent – '15
Cal Poly-San Luis Obispo
Mission Viejo HS
Mission Viejo, Calif.

One of the pleasant surprises of the 2015 season was the emergence of rookie linebacker Nick Dzubnar (duh-ZOOB-nar). Undrafted out of Cal Poly-San Luis Obispo, Dzubnar was one of just four undrafted rookies to make the active roster out of training camp. He played in all 16 games and led the team with 13 special teams tackles. He made a solid impression on coaches during the preseason when he recorded 25 tackles, second in the NFL among all rookies.

A Southern California native from Mission Viejo, Dzubnar grew up surfing, wrestling and playing hockey. The skills he acquired from those three sports helped prepare him for football. At Cal Poly, he became the second-leading tackler in school history with 414 career stops, including a single-season school-record 167 as a senior in 2014.

Dzubnar takes an old-school approach when playing, doing so without gloves or elbow pads.

TRANSACTION HISTORY: Signed with Chargers May 12, 2015.

2015: Tied team high with two special teams stops Oct. 18 at Green Bay...two tackles in first regular-season action at linebacker Oct. 25 vs. Oakland.

COLLEGE: All-America, first-team All-Big Sky and team MVP as senior in 2014 after setting school record with 167 tackles...sixth in voting for Buck Buchanan Award as FCS' top defensive player in FCS...third-team All-Big Sky as junior and honorable

mention as sophomore...finished career with 414 tackles, 24 tackles for loss, four sacks, seven forced fumbles, five interceptions and 15 passes defended...redshirted in 2010...played at Cal Poly from 2011-14...construction management degree.

PERSONAL: Born in Anaheim, California...All-Orange County and All-CIF at Mission Viejo (Calif.) High School...team captain, first-team all-league and league defensive MVP...wrestled at 215 pounds and helped school to first league title since 1972...senior class president and four-year ASB member.

Regular Season		G-S	Tack.-Asst.	Total	Sacks-Yds.	Int.-Yds.	Long	TD	Pass Def.	Fumbles For.-Rec.	Special Teams Tackles
Year	Team										
2015	San Diego	16-0	0-2	2	0-0	0-0	0	0	0	0-0	13

Regular-Season Single-game Highs
 Tackles — 2 vs. Oakland Oct. 25, 2015

CHARGERS OVERTIME GAMES

16-23 overall (.410)

Date	Opponent	W-L	Score	Toss	Date	Opponent	W-L	Score	Toss	
10/12/75	L.A. Rams	L	10-13	W	12/02/01	at Seattle	L	10-13	L	
11/30/75	at Denver	L	10-13	L	10/20/02	at Oakland	W	27-21	W	
12/05/76	San Francisco	W	13-7	W	11/17/02	San Francisco	W	20-17	W	
11/12/78	Kansas City	W	29-23	L	12/01/02	Denver	W	30-27	L	
09/14/80	Oakland	W	30-24	L	12/29/02	Seattle	L	28-31	L	
11/20/80	at Miami	W	27-24	W	09/28/03	at Oakland	L	31-34	W	
10/25/81	at Chicago	L	17-20	L	12/26/04	at Indianapolis	L	31-34	L	
01/02/82	at Miami*	W	41-38	W	11/27/05	at Washington	W	23-17	W	
09/25/83	Cleveland	L	24-30	L	01/08/05	N.Y. Jets^	L	17-20	W	
11/18/84	Miami	W	34-28	W	12/09/07	at Tennessee	W	23-17	W	
11/10/85	L.A. Raiders	W	40-34	W	01/03/09	Indianapolis^	W	23-17	W	
11/17/85	at Denver	L	24-30	W	10/31/11	at Kansas City	L	20-23	W	
11/20/86	L.A. Raiders	L	31-37	L	11/27/11	Denver	L	13-16	L	
11/01/87	Cleveland	W	27-24	L	11/25/12	Baltimore	L	13-16	W	
11/25/90	Seattle	L	10-13	W	11/03/13	at Washington	L	24-30	L	
10/20/91	Cleveland	L	24-30	W	12/29/13	Kansas City	W	27-24	W	
12/08/91	at Kansas City	L	17-20	L	12/20/14	at San Francisco	W	38-35	L	
10/09/95	at Kansas City	L	23-29	L	12/24/15	at Oakland	L	20-23	L	
11/21/99	Chicago	L	20-23	L	^ AFC Wild Card Playoff * AFC Divisional Playoff					
10/15/00	at Buffalo	L	24-27	L	The team that has won the toss has won on the first possession 12 times. San Diego has won six of those.					
10/14/01	at New England	L	26-29	W						



51

KYLE EMANUEL

Outside Linebacker
6-3, 250
2nd NFL Season
2nd with Chargers

Draft 5 - '15
North Dakota State
Schuyler Central HS
Schuyler, Neb.

Kyle Emanuel made an immediate impact, rare among rookie fifth-round picks.

Emanuel played in 15 games and started three. He was a regular in the team's outside linebacker rotation and he had the second-most (tied) special teams tackles on the squad. And in his very first regular-season game in the Bolts' 2015 opener versus Detroit, Emanuel recorded an interception, a pressure that led to another, a 13-yard sack, and two tackles for loss.

Emanuel came from North Dakota State, where he won the 2014 Buck Buchanan Award as the Football Championship Subdivision's top defensive player. He led the FCS with 19.5 sacks and 32.5 tackles for loss.

The Schuyler, Nebraska native enrolled at NDSU after being overlooked by his home state's schools

despite an all-state prep career. It was a fortuitous move as the Bison went 58-3 during his career in the process of capturing four conference titles and four NCAA championships.

This year, Emanuel will be joined in the linebackers meeting room at Chargers Park by a fellow Bison. New linebackers coach Bob Babich spent six seasons (1997-02) as the head coach at North Dakota State.

Shortly after being drafted by the Chargers last May, Emanuel gained notoriety when he sent a tweet seeking congratulations from Hollywood starlet Julianne Hough, who wasted little time in obliging the request from the Chargers' newest linebacker.



TRANSACTION HISTORY: Fifth-round pick (153) by Chargers, May 2, 2015.

2015: NFL debut Sept. 9 vs. Detroit and racked up interception, 13-yard sack, pressure that led to interception by Patrick Robinson and two tackles for loss...on play just prior to Robinson interception, had three-yard tackle for loss to set up 3rd-and-14...touchdown on ensuing possession brought Chargers to within 21-20...sack came on third-down play early in second quarter to cap three-and-out...two early special teams tackles Dec. 20 vs. Miami before leaving game late in first quarter with concussion.

CHARGERS CHAMPIONS

In February, Emanuel participated in the grand opening of the new "Neuronasium" at Gage Elementary School in San Diego that was built with a grant awarded by Chargers Champions.

Part of the Chargers Community Foundation designed to improve physical fitness in San Diego County Schools, the Spanos Family through Chargers Champions has donated close to \$5.5 million to San Diego's schools and students. The program provides greater financial support for San Diego-area schools than any other private company in San Diego County. To date, the program has benefited more than 100 local schools.



COLLEGE: 2014 Defensive Player of Year by FCS Athletic Directors Association, College Football Performance.com and Missouri Valley Conference...first-team All-America by Associated Press, American Football Coaches Association, Walter Camp Football Foundation and Sports Network...three-time All-Missouri Valley Conference, first-team in 2014, second-team in '13 and honorable mention in '12...three-time College Football Performance.com National Defensive Lineman of Week...three-time MVC Defensive Player of Week, two-time Sports Network FCS Defensive Player of Week and two-time College Sporting News FCS National All-Star...finished career with 234 tackles, 35.5 sacks, 58.5 tackles for loss and two blocked field goals...National Football Foundation Hampshire Honor Society in 2015...Capital One Academic All-America in 2014 and All-District in 2013 and '14...FCS Athletic Director's Association Academic All-Star in 2014...two-time MVC All-Academic (2012-13), four-time MVC Honor Roll (2010-13) and three-time recipient of MVC Commissioner's Academic Excellence Award (2011-13)...member of Student-Athlete Advisory Committee, Blue Key Honor Society and St. Paul's Newman Center...red-shirted in 2010...played at North Dakota State from 2011-14...construction management degree.

PERSONAL: Born in Schuyler, Nebraska...two-time all-state and three-time all-district at Schuyler Central High School...two-time all-state and all-conference in basketball...competed in soccer and track and field...three-time academic all-state.

Regular Season

Year	Team	G-S	Tack.-Asst.	Total	Sacks-Yds.	Int.-Yds.	Long	TD	Pass Def.	Fumbles For.-Rec.	TFL	Special Teams Tackles
2015	San Diego	15-3	15-15	30	1-13	1-0	0	0	0	0-0	3	8

Regular-Season Single-game Highs

Tackles — 4 (2 times) Last: vs. Cleveland Oct. 4, 2015

Sacks — 1 vs. Detroit Sept. 13, 2015

Interceptions — 1 vs. Detroit Sept. 13, 2015



24

BRANDON FLOWERS

Cornerback
5-9, 187
9th NFL Season
3rd with Chargers

UFA (Kansas City) – '14
Virginia Tech
Atlantic HS
Delray Beach, Fla.

In June 2014, the Chargers signed former Kansas City Chiefs Pro Bowl cornerback Brandon Flowers to a one-year contract. Less than a year later, after leading the team in interceptions and passes defended, the Bolts made sure he wasn't going to get away. San Diego signed him to a new four-year contract.

A native of Delray Beach, Florida, Flowers enjoys spending time with his large extended family in the Sunshine State. Though no longer married, his father Willie and mother Patricia have both been tremendous influences in his life. Willie is a former Florida State free safety who can count on one hand the number of Flowers' games that he's missed since he was just seven years old. It includes travel up and down the East Coast when Flowers played at Virginia Tech, and even further when he played for the Chiefs. A couple of years ago, Flowers bought his dad a new Range Rover for his 58th birthday to help ease the travel burden. Flowers' mother raised him and his sister Brittany, often working two jobs to provide for her children. Brittany graduated from Florida State in only three years with a degree in communications and has worked for Fox Sports.

Another role model for Flowers is former NFL cornerback Patrick Surtain. In high school, one of Flowers' cousins dated and later married Surtain's brother. At the time, Surtain played for the Dolphins and Flowers was fortunate enough to spend quite a bit of time with Surtain. Years later, it proved to be quite a coincidence when Flowers was drafted by the Chiefs and ended up starting opposite Surtain.

Beyond football and spending time with family, Flowers is a movie buff and a gym rat. He enjoys playing pickup football and basketball games at local parks with kids in his hometown. Flowers also is an active cyclist, believing that it helps him with his stamina and endurance.



Flowers has a personal chef and he maintains a strict diet. He has his blood levels measured and eats foods that metabolize most efficiently in his body. It's not easy to do when your favorite meal is mom's oxtail and gravy, or when you come from a family full of great cooks, including his dad's steaks and his aunt's seafood gumbo.

Flowers originally came into the NFL as a second-round pick of the Chiefs. Just seven games into his rookie season, he intercepted the first two passes of his career against the New York Jets and future Hall of Fame quarterback Brett Favre. Flowers returned one of the picks 91 yards for his first NFL touchdown and he became one of just four NFL rookies in 2008 to record multiple interceptions in a game. Flowers played six seasons in Kansas City and went to his first Pro Bowl after the 2013 season when the Chiefs went 11-5 and made their first playoff appearance since 2010. Flowers enjoyed his top statistical season with the Chiefs in 2009 when he led the squad and set career highs with five interceptions and 28 passes defended.

Flowers' has a daughter, Brynn Tylar.

TRANSACTION HISTORY: Second-round pick (35) by Kansas City, April 26, 2008...signed July 25... re-signed with Chiefs, Sept. 16, 2011 and Sept. 2, 2013...released June 13, 2014...signed with Chargers, June 25...contract expired and re-signed four-year contract thru 2018 with Chargers, March 10, 2015.

2015: Inactive Sept. 27 at Minnesota (knee)... returned Oct. 4 vs. Cleveland and led team with two passes defended, both on third-down plays... left Browns game in third quarter with concussion

and did not return...seven-yard sack Oct. 25 vs. Oakland's David Carr...injured knee in first quarter Dec. 6 vs. Denver...placed on "Reserve-Injured" Dec. 12. **2014:** Inactive Week 2 vs. Seattle (groin)...two passes defended in Sept. 21 win at Buffalo, including second-quarter goal-line pass breakup and near interception...interception off Jacksonville's Blake Bortles Sept. 28 led to field goal for 27-14 lead... on series after interception, solid open-field tackle on 3rd-and-3 forced Jacksonville three-and-out... interception week later (Oct. 5) during 31-0 win

Continued next page

over New York Jets and tied for team high with two passes defended...tied for team lead with two passes defended Oct. 12 at Oakland but left game with groin injury and did not return...left Oct. 19 game vs. Chiefs early in second quarter with concussion...interception on St. Louis' first possession of game Nov. 23...led to field goal for early 3-0 lead in game Bolts would win, 27-24...paced squad with two passes defended vs. Rams...tied team-high with two passes defended in 34-33 win at Baltimore Nov. 30...played in 100th career game Dec. 14 vs. Denver...**Team Captain** Dec. 28 at Kansas City. **2013: Pro Bowl**...interception and 32-yard return in Sept. 8 season-opener at Jacksonville...tied season-high with two passes defended vs. Jaguars...season-high 10 tackles Sept. 15 vs. Dallas...inactive Sept. 29 vs. New York Giants and Oct. 13 vs. Oakland (knee)...sack and two pressures Oct. 20 vs. Houston...active but did not play Dec. 29 at San Diego...interception and 17-yard return during Jan. 4 Wild Card Playoffs at Indianapolis. **2012:** Inactive Week 1 at Atlanta (foot)...interceptions Sept. 30 vs. San Diego, Oct. 7 vs. Baltimore and Nov. 25 vs. Denver...first-career sack and two tackles for loss Dec. 23 vs. Indianapolis. **2011:** Interception in Sept. 11 season opener vs. Buffalo...interception and 43-yard return Sept. 25 at San Diego...second-career multi-interception game with two picks, including 58-yard touchdown return, off Carson Palmer Oct. 23 at Oakland...tied season high with four passes defended vs. Raiders, matching total eight days later (Oct. 31) vs. Chargers. **2010:** 33-yard interception return touchdown Sept. 19 at



Cleveland...season-high four passes defended Sept. 26 vs. San Francisco...inactive Nov. 28 at Seattle (hamstring)...five tackles and two passes defended in Jan. 9 Wild Card Playoffs vs. Baltimore. **2009:** Inactive (shoulder) Week 1 at Baltimore...interceptions Oct. 4 vs. New York Giants, Oct. 18 at Washington, Dec. 13 vs. Buffalo, Dec. 20 vs. Cleveland and Jan. 3 at Denver...season-long 33-yard return vs. Redskins...season-high five passes defended in addition to Jan. 3 pick vs. Broncos. **2008: Pro Football Weekly All-Rookie Team**...two interceptions Oct. 26 vs. New York Jets' Brett Favre, returning one 91 yards for touchdown for fifth-longest in franchise history...118 total return yards vs. Jets was second-most in Chiefs' history...inactive Nov. 9 at San Diego and Nov. 16 vs. New Orleans (shoulder)...season-high 10 tackles and forced fumble vs. Chargers Dec. 14.

COLLEGE: Two-time first-team All-ACC, first-team All-America by American Football Coaches Association and third-team All-America by Associated Press...played in 41 career games with 28 starts, registering 158 tackles, 17 tackles for loss, 10 interceptions for 172 yards in returns with two touchdowns...also tallied 3.5 sacks and 32 passes defended...redshirted in 2004...played at Virginia Tech from 2005-07...sociology major.

PERSONAL: Born in Delray Beach, Florida...led Atlantic High School in Delray Beach to 5A state title as senior all-area and all-conference pick...spent one season at Hargrave Military Academy in Chatham, Virginia before enrolling at Virginia Tech.

Regular Season

Year	Team	G-S	Tack.-Asst.	Total	Sacks-Yds.	Int.-Yds.	Long	TD	Pass Def.	Fumbles For.-Rec.	TFL	Special Teams Tackles
2008	Kansas City	14-13	65-13	78	0-0	2-118	91t	1	10	1-2	0	0
2009	Kansas City	15-15	58-7	65	0-0	5-38	33	0	28	2-2	0	0
2010	Kansas City	15-15	59-22	81	0-0	2-33	33t	1	18	1-0	0	0
2011	Kansas City	16-16	53-28	81	0-0	4-95	58t	1	21	0-0	0	0
2012	Kansas City	15-15	40-8	48	1-2	3-28	29	0	13	0-1	1	0
2013	Kansas City	13-13	63-5	68	1-6	1-32	32	0	7	0-0	1	0
2014	San Diego	14-14	48-5	53	0-0	3-44	27	0	11	0-0	1	0
2015	San Diego	11-10	29-5	34	1-7	0-0	0	0	3	0-0	1	0
Totals		113-111	415-93	508	3-15	20-388	91t	3	111	4-5	4	0

Postseason

Year	Team	G-S	Tack.-Asst.	Total	Sacks-Yds.	Int.-Yds.	Long	TD	Pass Def.	Fumbles For.-Rec.	TFL	Special Teams Tackles
2010	Kansas City	1-1	3-2	5	0-0	0-0	0	0	2	0-0	0	0
2013	Kansas City	1-1	2-1	3	0-0	1-17	17	0	2	0-0	0	0
Totals		2-2	5-3	8	0-0	1-17	17	0	4	0-0	0	0

Regular-Season Single-game Highs

Tackles — 10 (2 times) Last: vs. Dallas Sept. 15, 2013
 Sacks — 1 (3 times) Last: vs. Oakland Oct. 25, 2015
 Interceptions — 2 (2 times) Last: at Oakland Oct. 23, 2011
 Interception Ret. Yards — 118 at New York Jets Oct. 26, 2008
 Interception Ret. Long — 91t at New York Jets Oct. 26, 2008
 Interception Ret. TDs — 1 (3 times) Last: at Oak. Oct. 23, 2011

Postseason Single-game Highs

Tackles — 5 vs. Baltimore Jan. 9, 2011
 Interceptions — 1 vs. Indianapolis Jan. 4, 2014
 Interception Ret. Yards — 17 vs. Indianapolis Jan. 4, 2014



76

D.J. FLUKER

Guard-Tackle
6-5, 339
4th NFL Season
4th with Chargers

Draft 1 – '13
Alabama
Foley HS
Foley, Ala.

2015 was a season of change for D.J. Fluker.

A first-round draft pick in 2013, Fluker was the Chargers' starting right tackle in 2013-14. In 2015, the Bolts coaching staff made the decision to move Fluker inside to right guard. It was definitely an adjustment for the 6-5, 339-pound Foley, Alabama native, but Fluker performed admirably at his new position. According to STATS, LLC., he surrendered only one sack the entire season.

Fluker is one of the team's most tenacious and durable players, no matter where he lines up. In his first three seasons, including playoffs, he's started 45 of a possible 50 games.

Many athletes overcome personal adversity to reach the pinnacle of their sport, but few experienced the hardships endured by the 25-year-old Fluker.

Fluker, whose initials stand for Danny Lee Jesus, was born in New Orleans and spent the majority of his childhood in the Bayou city living in the Lower Ninth Ward. That was until Hurricane Katrina struck in 2005 and started Fluker's life spinning. When the hurricane hit, the family fled to nearby Biloxi, Mississippi. When Katrina passed and they returned home, all that remained was a concrete slab. With their home demolished, Fluker's mother, Annice, scraped together what little money she could and the family headed to Mobile, Alabama. It was a rough time for the family. Fluker, then just 14 and weighing close to 400 pounds, along with his mom and siblings struggled to find shelter. Sometimes it was a church, other times a homeless shelter. When all else failed, they would sleep in their mom's Ford station wagon. They also foraged for food wherever they could, even if it meant ravaging the dumpsters of fast food restaurants.

The tide finally began to turn when Fluker enrolled at McGill-Toolen Catholic High School and met Head Coach Steve Savarese. Savarese would occasionally let Fluker sleep at his house in a spare bedroom that had become available after Savarese's daughter moved away to college. It meant a lot to Fluker, now aged 15, because it was the first time he'd ever had a bed to himself. With a small sense of stability, Fluker became a star defensive tackle on the football field, but he continued to work hard off the field, taking nothing for granted. Fluker did odd jobs to help his mom financially. He cut grass, power-washed houses, built cabinets and piers, worked in retail stores and cleaned trailers. He also became one of the most popular and well-liked students at McGill-Toolen and people went out of their way to help the Flukers. Students even held a fund drive to assist a family in need and they chose the Flukers.

Then just as quickly as he found firm footing, Fluker had to go through more change. Prior to his junior year of high school, personal issues forced Fluker's mom to move the family back to Biloxi. Shortly after settling, the family's temporary home — a trailer — was burned down by kids playing with matches. The Flukers decided on a return to Alabama, this time settling in Foley for Fluker's senior year. It was at Foley High School that Fluker moved from defensive tackle to offensive tackle and it ultimately started him down the path that led him first to the University of Alabama and later to the San Diego Chargers.

At Alabama, Fluker was a cornerstone at right tackle and a three-time BCS champion. He started all 27 games during the 2011-12 seasons, earning second-team All-America and first-team All-SEC honors. With his family struggling to make ends meet, Fluker decided it was time to take matters into his own hands and made himself available for the 2013 NFL Draft. That year, Fluker graded out at 98.6% on his blocking assignments, he surrendered just four sacks, and was flagged just twice as the Crimson Tide finished the year 13-1 and 7-1 in the SEC. All the while, Fluker earned a degree in health studies in just 3 1/2 years and by doing so, he received an invitation to the Senior Bowl, which helped bolster his draft stock.

The Chargers picked Fluker 11th in the 2013 NFL Draft. His first contract included a seven-figure signing bonus. The first thing he did was purchase a new home for his mom, younger brother and two younger sisters in Mobile, and the second thing he did was pay tuition so that his younger brother, Leon, could attend college.

Knowing his family was secure allowed Fluker to flourish on the football field as a rookie with the Chargers. Besides earning all-rookie honors, his teammates chose him as the team's Most Inspirational Player. So impressive was the young Fluker that late in the year, he walked into Head Coach Mike McCoy's office and asked for permission to address the team at a time when he felt like some of his teammates weren't giving maximum effort. It was a momentum-changing experience for the whole team, which rallied around Fluker as the Bolts won their last four games of the regular season and advanced to the playoffs for the first time since 2009.

In June 2015, Fluker returned to Alabama to host a golf tournament and youth football camp. Proceeds from that camp helped support McGill-Toolen Catholic High School.



Fluker also dedicates himself to helping others in need in San Diego. One group he's particularly supportive of is at-risk youth. Fluker makes regular visits to Juvenile Hall and other facilities that treat at-risk youth. He speaks to them about the hardships and realities of life, and helps provide the children with the tools to overcome them. In July 2015, the San Diego Juvenile Justice Commission honored Fluker at its annual awards banquet. The event pays tribute to members of the law enforcement community who go above and beyond the call of duty to help incarcerated minors in the San Diego community.

When Fluker was a rookie in 2013, he and second-round draft pick Manti Te'o developed a unique bond while taking part in the NFL's Rookie Symposium in Ohio. During a break from the sessions, Fluker

was sitting outside while the former Notre Dame linebacker was swimming laps in the hotel pool. As a child, Fluker nearly drowned in a swimming pool and was deathly afraid of the water. Still, Fluker showed an interest while watching Te'o swim laps, so the linebacker volunteered to hold the 340-pound lineman's midsection while he learned to kick and stroke. After a few short tries, Fluker picked it up and was able to swim a short distance, thanks to Te'o's help.

Besides swimming, Fluker has also taken to boxing while playing for the Chargers. Fluker trains at a local boxing gym and the workouts have helped him drastically improve his speed, footwork and hand placement.



TRANSACTION HISTORY: First-round pick by Chargers, (11), April 25, 2013...signed June 6, 2013.

2015: Helped Chargers pass for 404 yards in 33-28 win over Detroit Sept. 13 as line allowed just two sacks in 44 dropbacks...left Lions game with ankle injury during late third-quarter touchdown drive...inactive Sept. 20 at Cincinnati (ankle)...despite playing on hobbled ankle, helped Chargers to 30-27 win over Cleveland Oct. 4 as Bolts passed for 358 yards and three touchdowns, while line surrendered just two sacks...team won game on 34-yard field goal with no time left on clock...played entire game at right guard Oct. 18 at Green Bay as Philip Rivers set franchise records for attempts, completions and yards...**Team Captain** Oct. 25 vs. Oakland...inactive Nov. 29 at Jacksonville, Dec. 6 vs. Denver and Dec. 13 at Kansas City (concussion)...returned to starting lineup at right guard Dec. 20 vs. Miami and helped team rush for season-high 140 yards, while line allowed just one sack in 37 passing plays as Philip Rivers threw for 311 yards and three touchdowns. **2014:** Started Games 1-16 at right tackle...blocked for season-high 162 yards rushing in 31-0 win over New York Jets Oct. 5...helped Bolts rush for 116 yards and pass for 313 while line allowed just one sack in 35 passing plays in 31-28 win at Oakland Oct. 12...helped pass protect for 383 yards and three touchdowns in 34-33 win at Baltimore Nov. 30, including game-winning eight-play, 80-yard, 1:44 drive that started with 2:22 left in contest...part of line that allowed just two sacks in 56 passing plays during 38-35 overtime win Dec. 20 at San Francisco...line also helped Ronnie Brown

rush six straight times for 22 yards to San Francisco's 22 on game-winning field goal drive in overtime that capped 21-point comeback, tied for greatest in franchise history, including overcoming 14-point deficit midway through fourth quarter...left Dec. 28 game at Kansas City briefly in second quarter with right leg injury but returned. **2013: All-Rookie by Pro Football Writers of America (PFWA)...Chargers co-Most Inspirational Player**...started Games 1-2 at right tackle...suffered concussion in practice and inactive Sept. 22 at Tennessee...started Games 4-9 at right tackle...**Pepsi Next NFL Rookie of Week** after Oct. 20 game at Jacksonville when he shifted to left tackle as injuries depleted offensive line...Bolts beat Jaguars 24-6, line didn't allow any sacks and helped block for then-season-high 158 rush yards...started Nov. 17 at Miami, Nov. 24 at Kansas City and Dec. 1 vs. Cincinnati at left tackle...started final four regular season games and both playoff games at right tackle.

COLLEGE: Second-team Associated Press All-America and first-team All-SEC as junior in 2012...SEC All-Freshman in 2010...BCS National Champion as sophomore (2011) and junior (2012)...finished career with 37 games played and 36 starts at right tackle...totaled 245 knockdowns and 34 touchdown-resulting blocks as starter...redshirted in 2009...played at Alabama from 2010-12...health studies degree.

PERSONAL: Born in New Orleans, La....consensus All-America offensive tackle as senior at Foley (Ala.) High School...invited to play in 2009 U.S. Army All-American Bowl.

Games Played-Started: 2013 (15-15, San Diego); 2014 (16-16, San Diego); 2015 (12-12, San Diego); **Total** (43-43).

Postseason Games Played-Started: 2013 (2-2, San Diego).



74

ORLANDO FRANKLIN

Guard
6-6, 315
6th NFL Season
2nd with Chargers

UFA (Denver) – '15
Miami
Atlantic HS
Delray Beach, Fla.

A native of Kingston, Jamaica, Franklin joined the Chargers as an unrestricted free agent in 2015. Standing 6-7 and weighing 320 pounds, he is an imposing figure on the interior of the Bolts' offensive line.

Franklin was one of the NFL's most sought-after free agents in 2015. During his first four seasons with the Broncos, the former second-round pick started 70 of 71 possible games, playoffs included. In 2013, he gave up just two sacks as the starting right tackle for a Broncos team that reached Super Bowl XLVIII. In 2014, he surrendered just one sack and eight pressures for the league's fourth-ranked offense in his first season lining up at left guard.

In the NFL, few players have an easy path to reach stardom. In Franklin's case, his path was filled with potholes.

When he was three years old, Franklin's mother, Sylvia, decided to relocate Orlando and his brother, Kingsley, from Jamaica to Toronto, Canada in search of a better life. She was a single mother who married a Canadian man so she could live in the country legally. She took a job working six days a week in an auto garage to make ends meet. After several years, the marriage deteriorated and Sylvia made the difficult decision to leave with the boys. With little money and few personal effects, Sylvia, Kingsley and Orlando moved into a homeless shelter.

When the Franklins moved out of the shelter, they relocated into a community housing project in Victoria Park. It was there that Orlando first started playing football after coming into contact with a gentleman named Roberto Allen, better known as "Coach Bubba." While football provided a positive escape for Franklin, he also had a difficult time steering clear of the wrong crowd. At the age of nine after seeing his brother get arrested, Franklin asked his mom to move him into a group home where he lived for the next 18 months. But while living in the group home, Franklin wasn't living a trouble-free life.

Over the next three years, Franklin continued to find trouble both with the law and in school. He was kicked out of school after being suspended too many

times to count. It was a low point for the future NFL star. Franklin's mother once made him suffer through the indignity of incarceration. He ended up spending a couple months behind bars and when he finally returned home, his mom gave him an ultimatum: either turn his life around or the next time he got arrested, he was staying in jail. His mom even went so far as to draw up a contract that Orlando signed promising to keep on the straight and narrow.

Franklin managed to keep his troubled past in the rear-view mirror at the same time he was growing and blossoming into a promising football talent. Knowing that his football options were severely limited in Canada, Franklin convinced his mom to relocate to the United States so he could pursue the opportunity to earn a scholarship and play Division I football. They settled on Delray Beach, Florida and Franklin enrolled at Atlantic High School. He played just one season for the Eagles, but Franklin did so without allowing a sack and more than 70 scholarship offers poured in. He ended up selecting the University of Miami so he could be close to his mom. It was a prophetic choice as Franklin became one of the most decorated offensive linemen in school history. He became the first freshman in school history to start every game and by the end of his college career, Franklin had played in a total of 51 games while twice earning All-Atlantic Coast Conference honors.

All of the lows that Franklin endured as a youth have shaped him into not only a successful professional athlete, but a role model for kids in both Canada and the United States. A kid who at one time appeared destined for a life behind bars, Franklin earned a psychology degree from Miami and he created the Orlando Franklin Foundation, whose mission is to reach out to at-risk youth. Ironically, one of the men who helps him run the foundation is a Toronto police sergeant. And while Franklin has become a success in the NFL, Sylvia now runs a successful clothing business back in Jamaica and Kingsley has found success working in the construction industry in Canada.



TRANSACTION HISTORY: Second-round pick by Denver, (46), April 29, 2011...signed July 28...contract expired March 10, 2015...signed five-year contract with Chargers, March 11.

2015: Helped Chargers pass for 404 yards in 33-28 win over Detroit in Sept. 13 as line allowed just two sacks in 44 dropbacks...left Minnesota game Sept. 27 with ankle injury...inactive Oct. 4 vs. Cleve-

land, Oct. 12 vs. Pittsburgh and Oct. 18 at Green Bay (ankle)...injured knee in fourth quarter Oct. 25 vs. Oakland and did not return...inactive Nov. 1 at Baltimore and Nov. 9 vs. Chicago (knee)...played all 71 snaps at left guard of 31-25 win at Jacksonville Nov. 29...line allowed just two sacks in 45 total dropbacks while Philip Rivers passed for 300 yards and four touchdowns...Dec. 20 vs. Miami, helped team rush for season-high 140 yards, while line

Continued next page

allowed just one sack in 37 passing plays as Rivers threw for 311 yards and three touchdowns...left Oakland game Oct. 24 in fourth quarter with concussion and did not return...inactive Jan. 3 at Denver. **2014:** Started all 17 games, including Divisional Playoffs, at left guard...allowed just one sack on season. **2013:** First-career missed game Oct. 20 at Indianapolis...starting right tackle was part of offensive line named **Offensive Player of Week by Sports Illustrated's Peter King** after allowing no sacks or quarterback hits during 27-17 win over Kansas City Nov. 17...Chiefs came into game with NFL's top-ranked sack defense...starting right tackle on line that did not allow sack or QB hit in Jan. 19 win over New England in AFC Championship Game. **2012:** Allowed just 3.5 sacks on season, fewest among right tackles who started all 16 games and tied for

third-fewest among all tackles who started every game. **2011: Football Outsiders All-Rookie Team...** started every game, including two playoff games, at right tackle...played 98.2 percent of offensive snaps...helped Broncos lead league and set team record with 164.5 rush yards per game.

COLLEGE: All-ACC as junior and senior...Miami Sports Hall of Fame Unsung Hero Award as senior...shared UM's Rookie of Year Award as true freshman in 2007...played in 51 career games with 39 starts at left guard and left tackle...played at Miami from 2007-10...earned psychology degree.

PERSONAL: Born in Kingston, Jamaica...allowed no sacks as senior at Atlantic High School in Delray Beach, Florida.

Games Played-Started: 2011 (16-16, Denver); 2012 (16-16, Denver); 2013 (15-15, Denver); 2014 (16-16, Denver); 2015 (10-10, San Diego); **Total** (73-73).

Postseason Games Played-Started: 2011 (2-2, Denver); 2012 (1-1, Denver); 2013 (3-3, Denver); 2014 (1-1, Denver); **Total** (7-7).



49

BEN GARDNER

Outside Linebacker
6-4, 270
2nd NFL Season
2nd with Chargers

Free Agent – '15
Stanford
Homestead HS
Mequon, Wis.

In Nov. 2015, the Chargers signed former Dallas Cowboys seventh-round pick Ben Gardner to the practice squad.

A first-team all-state selection and a conference defensive player of the year at Homestead High School in Mequon, Wisconsin, Gardner received only one scholarship offer – from FCS school Northern Iowa – after an outstanding prep career. He was overlooked by the University of Wisconsin and his collegiate options appeared bleak. But as luck would have it, legendary college coach Jack Harbaugh, the father of former Chargers quarterback and then-Stanford Head Coach Jim Harbaugh, lived in Mequon. One day, the elder Harbaugh paid a visit to the coaches at Homestead High School and Gardner made a point to introduce himself. Gardner arranged to get a copy of his highlight tape into Harbaugh's hands and he passed it on to his son at Stanford. The Cardinal showed some interest in Gardner but they were low on available scholarships. However,



about a week before national signing day in 2009, one last scholarship became available and the Cardinal extended an offer to Gardner. It proved to be a fortuitous move as Gardner would go on to become a three-time All-Pac-12 performer at Stanford. He also earned some personal redemption when the Cardinal capped his junior season with a 20-14 win over Wisconsin in the Rose Bowl.

Gardner, with 20.5 career sacks during his college career, was being projected as a third-round pick in the 2014 NFL Draft. However, late in his senior year during a game against Oregon State, he tore a pectoral muscle while attempting to sack Beavers' quarterback Sean Mannion. The injury caused him to slide to the seventh round where he was picked by the Cowboys. Gardner then injured his shoulder during his first training camp and he spent his rookie season on the "Reserve-Injured" list. The following September he was cut by Dallas and in November he signed with the Chargers.

TRANSACTION HISTORY: Seventh-round pick by Dallas (231), May 10, 2014...signed with Cowboys May 15...waived Sept. 5, 2015...signed to Chargers' practice squad, Nov. 4...re-signed with Chargers, Jan. 4, 2016.

2014: Spent season on "Reserve-Injured" in Dallas after hurting shoulder during training camp.

COLLEGE: Three-time All-Pac-12, including first-team and team captain as senior...Academic All-Pac-12 as junior...2011 recipient of Deswarte-Eller Award as team's most outstanding sophomore...finished career with 106 tackles, 20.5 sacks and 32 tackles for loss...redshirted in 2009...played at Stanford from 2010-13...earned degree in science, technology and society.

PERSONAL: Born in Portland, Oregon...first-team all-state and North Shore Conference Defensive

Player of Year at Homestead High in Mequon, Wis.... lettered in golf.



85

ANTONIO GATES

Tight End
6-4, 255
14th NFL Season
14th with Chargers

Free Agent - '03
Kent State
Central HS
Detroit, Mich.

Antonio Gates went from college basketball stand-out to unknown free agent tight end to an unprecedented record-breaking playing career. Undoubtedly the Pro Football Hall of Fame will be the final stop for the soft-spoken, humble athlete from Detroit.

However the Hall of Fame must wait as he continues to be a dominant force for the Chargers who enters his 14th NFL season with a new two-year contract.

Gates has been elected to eight Pro Bowls and five Associated Press All-Pro teams. He's a member of the NFL's All-Decade Team (2000-09), one of the 50 Greatest Chargers of All-Time, a four-time Chargers Offensive Player of the Year, and a four-time Team Captain.

He enters the 2016 season holding franchise records for career receptions (844), receiving yards (10,644) and touchdown catches (104). All-time he ranks 27th in NFL history for receptions (third among tight ends), 38th in receiving yards (third among tight ends) and seventh in touchdown catches (second among tight ends). He needs just eight more touchdown catches to pass Tony Gonzalez for most by a tight end in League history.

Gates' 104 touchdown catches since he came into the NFL in 2003 are the most in the NFL over the last 12-plus years (2003-current). He has 21-career multi-touchdown games during that stretch, most

by a tight end in NFL history. One of the most clutch receivers the NFL has ever seen, Gates' 37 touchdown catches on third-down plays are fourth in NFL history and most among tight ends. And his four seasons with 10 or more touchdowns are second-most in NFL history among tight ends.

Eight times in 13 seasons, Gates has led the team in receiving touchdowns. He's also led the team in catches eight times and in yards five times. Gates has 21 career 100-yard games, sixth-most in team history.

Gates missed the first four games of the 2015 NFL season due to a League suspension, but he returned to play in 11 of the Chargers' final 12 games and he still ended the year as the team's third-leading receiver with 56 catches good for 630 yards and five scores.

The adversity that Gates faced and overcame in 2015 was slight compared to the personal heart-ache he dealt with just a year earlier. In July 2014, his younger sister, Pamela, died after a three-year battle with Lupus. Gates missed the entire offseason program so that he could remain in his hometown of Detroit, close to his family. Gates and his sister were extremely close and her illness hit him hard. With his football home halfway across the country from his hometown, Gates even pondered retirement. The Chargers remained supportive and Gates stayed by

ANTONIO GATES' ALL-PRO HONORS



Eight-time Pro Bowl selection (2004-11 seasons)



Offensive Player of the Year
 (2004-05, 2009, 2014)



First-Team (2004-06) & Second-Team (2009-10)
 All-Pro



Pro Football Weekly and Professional Football Writers of America All-Pro
 (2004-06)



USA Today Sports Weekly All-Pro
 (2005-06)



SI and SI.com All-Pro
 (2004-06)



ESPN.com All-Pro
 (2005-06)



Sporting News All-Pro
 (2004-06)



Football Digest All-Pro
 (2004)



Dallas News All-Pro
 (2009)

Pamela's bedside even as she lie in a coma for weeks prior to her passing. She died the day he ultimately returned to San Diego to join his teammates for the start of training camp. Gates made his peace with Pamela's illness before returning to Southern California and it provided both inspiration and a springboard for what lie ahead. Gates started the season on a tear. He caught nine touchdown passes in the team's first eight games, tying the team record for touchdowns in the first half of a season, and he ended the season with 12, tied for most in the NFL among tight ends and his best tally since 2004. Gates turned 34 two months before the 2014 season started and he became only the fourth 34-year-old player in NFL history with a 12-touchdown season, joining Cris Carter, Marvin Harrison and Terrell Owens.

Gates' route to the NFL has been well-chronicled. When he signed with the Chargers as an undrafted rookie in 2003, he had not played football since his senior season at Detroit's Central High School. He began his collegiate career at Michigan State under the assumption that he could play both football and basketball, but when football coach Nick Saban relented, Gates chose to focus on hoops and decided it was best to leave the East Lansing campus. An up-and-down start to his basketball career sent him to three different schools before he finally found a home at Kent State. He played there two seasons and helped lead the Golden Flashes to back-to-back Mid-American Conference championships and the Elite Eight of the 2002 NCAA Tournament. Gates ended his career as the sixth-leading scorer in school history and in Feb. 2010, he returned to the Kent, Ohio, campus to have his No. 44 jersey retired by the school.

With football as his platform, Gates has become a prominent community figure. When the NFL sought out spokespeople to appear in their "No More" campaign to stop domestic violence in 2014, Gates was among a select group of players asked to appear in a series of television public service announcements. Locally, he's hosted the Shop with a Charger event that became one of the most popular holiday events in San Diego, as Gates hosted homeless, neglected and abused children to a special night that included a Christmas shopping spree. He also has been a staunch supporter of the Huntington's Disease Soci-

ety of America, serving for a number of years as the honorary chairman for the Shoot to Cure HD, which raises much-needed research funds for the HD. And Gates works closely with Promises2Kids, an organization that offers support to San Diego's foster youth community.

In his hometown of Detroit, Gates is involved in boxing as the owner of AG Promotions. He has a stable of young fighters and regularly stages fight cards in and around Detroit. Gates' paternal grandfather, Henry Hank, was a professional boxer in the 1950s and '60s who went 62-31-4 with 40 wins by knockout as a middleweight and light heavyweight. Hank's 1962 fight against Joey Giardello was voted the Fight of the Year by Ring Magazine. Old photos show a striking resemblance between Gates and his grandfather. Gates now works with his cousin, Tony Harrison, who is one of boxing's top young middleweights. Harrison is off to a 23-1-0 record with 19 wins by knockout to start his career.



Gates' wife, Sasha, is an aspiring R&B musician who is due to release her first album in 2016. Besides being a mother to the couple's two children, Sasha stars on the E! reality show WAGS. She also helps run the Dolling Foundation, which inspires women to maintain a strong sense of self by enhancing their natural beauty that was compromised by hair loss due to catastrophic illness or tragedy.

TRANSACTION HISTORY: Signed with Chargers, May 2, 2003...signed six-year contract Aug. 22, 2005...signed six-year contract through 2015, July 28, 2010...signed two-year contract, March 14, 2016.

2015: Team Captain...season debut Oct. 12 vs. Pittsburgh on ESPN's Monday Night Football and had two touchdown catches, 100th and 101st of career...moved past Don Hutson (99), Tim Brown (100) and Steve Largent (100) and into sole possession of seventh on NFL's all-time TD receptions list...92 receiving yards vs. Steelers to run career total to 10,106 and pass Shannon Sharpe (10,060) for third all-time among tight ends...800th career catch to ignite third-quarter touchdown drive Oct. 18 at Green Bay's Lambeau Field...played in 181st career game vs. Packers, tying Dan Fouts for sixth in team history...inactive Oct. 25 vs. Oakland (knee)...six catches Nov. 9 vs. Chicago to raise career total to 816 and pass Sharpe (815) for third all-time by tight end...night included season-long 40-yard catch, his longest since 2013...two TDs in 65-second span late in second quarter of 31-25 win at Jacksonville Nov. 29...nine-yard TD catch with 1:50 left in quarter and another nine-yarder with 45 seconds left after Manti Te'o interception. **2014: Pro Bowl first-alter-nate...Chargers Offensive Player of Year...Team Captain**...Sept. 8 at Arizona, upped his career receiving total to 9,274 yards to pass Hall of Fame wide receiver Charlie Joiner (9,203) for second on team's all-time receiving yardage list...first-career **AFC Offensive Player of Week** award after tying ca-

BEST TE-QB COMBO EVER

Antonio Gates and Philip Rivers have connected on 77 touchdowns during their careers, most in NFL history for a tight end-quarterback tandem. New England's Tom Brady and Rob Gronkowski are second with 64.

Gates has actually caught 79 touchdown passes since Rivers became the team's starting quarterback in 2006, but two of the touchdown passes were thrown by LaDainian Tomlinson on halfback-option plays.



reer-high with three touchdowns in 30-21 win over defending Super Bowl Champion Seattle Sept. 14... first two TDs were 3rd-and-goal plays from eight and third was from 21 on 2nd-and-20 play...led team with 96 yards on seven catches vs. Seahawks...touchdowns were 88-90th career to pass Larry Fitzgerald, Andre Reed and Don Maynard for 11th on the NFL's all-time list...Oct. 5 vs. New York Jets, caught 91-92nd touchdown passes of career to pass Isaac Bruce (91) for 10th all-time...scored both on 3rd down plays...third-quarter game-tying (21-21) one-yard TD catch in 31-28 win at Oakland Oct. 12...became Chargers' all-time leading receiver Oct. 23 at Denver, collecting 54 yards to surpass Lance Alworth (9,584 yards)...passed him on 31-yard catch to Broncos' two on 3rd-and-20 play to set up touchdown that tied game, 7-7...drew 12-yard holding penalty on 3rd-and-7 during same drive...two touchdown catches in second half to tie team record for most TDs (9) in first eight games of season...first touchdown on 4th-and-goal play was 750th career catch...Nov. 30 at Baltimore, 83 yards to pass Alworth (9,721) for second on team's all-time scrimmage yards list...10th TD of season Dec. 14 vs. Denver to join New England's Rob Gronkowski as only tight ends in NFL history with four 10-TD seasons...two second-half touchdowns in 38-35 overtime win at San Francisco Dec. 20...first score was third-down catch that began to erase 21-point deficit...second got Chargers within 35-28 with 5:15 left in game...TD catches were 98-99th career, to tie Don Hutson for ninth all-time...67 receiving yards Dec. 28 at Kansas City to become 44th player and fourth tight end in NFL history with more than 10,000 career yards. **2013: Pro Bowl third-alternate**...team-high 124 yards in 33-30 win at Philadelphia Sept. 15, including catches of 15 and 21 yards on game-winning drive...second quarter lost fumble when hit from behind was first since Sept. 2008...eight catches vs. Eagles to top 650 career (652)...scored 500th career point and passed Alworth for fifth on team's career scoring list on seven-yard TD catch in 150th career game Sept. 22 at Tennessee...84th-career TD to break tie with Alworth for second in team history...final points of 30-21 win over Dallas Sept. 29 on 56-yard TD in fourth quarter...was third-longest of career and longest since Dec. 6, 2009 at Cleveland (56 yards)...finished with game-high 136 yards...10 catches vs. Browns to raise career total to 667 and pass Ozzie Newsome (662) for fourth among tight ends in NFL history...game ball after 41-38 win at Kansas City Nov. 24...became fourth tight end in NFL history with 700 catches and 9,000 yards...fastest in NFL history to 9,000 yards (158 games) and third-fastest to 700 catches...biggest catch of game was 12 yarder on 3rd-and-10 during game-winning drive to go over 9,000...four-yard TD Dec. 29 vs. Chiefs tied game 14-14 in second quarter. **2012:** 600th career catch Sept. 23 vs. Atlanta...fifth tight end and 59th player in NFL history with 600...Oct. 15 vs. Denver two touchdowns for 15th-career multi-TD game...team-high 81 yards vs. Broncos to raise career total to 8,007 and pass Ozzie

Newsome for fourth in NFL history among TEs...80th-career TD Nov. 11 at Tampa Bay...tied Alworth's franchise record with 81st TD Dec. 16 vs. Carolina...became Chargers' all-time leader 82nd-career TD (34 yards) for 24-14 lead in Dec. 23 win at New York Jets...83rd TD Dec. 30 vs. Oakland to tie Alworth for second-most total TDs in team history. **2011: Pro Bowl**...eight catches Week 1 vs. Minnesota to pass LaDainian Tomlinson for third on team's all-time receptions list...inactive Weeks 3-5 (foot)...70th-career touchdown Oct. 23 at New York Jets to join Tony Gonzalez as only TEs in NFL history with 70...five catches vs. Jets (542 career) to pass Kellen Winslow (541) for second in team history...Dec. 5 at Jacksonville, passed Gary Garrison for third on team's all-time receiving yardage list...Dec. 11 vs. Buffalo, scored first touchdown of game and during drive passed Garrison (7,562) for fourth on team's all-time list for career scrimmage yards...second TD in third quarter (75th career) to become 27th player and second TE (Gonzalez) in NFL history with 75...Dec. 24 in hometown of Detroit, caught team-record 587th career pass for six yards on 4th-and-5 in fourth quarter to pass Charlie Joiner (586)...Jan. 1 at Oakland, season-long 38-yard TD on 3rd-and-9 play...ignited next scoring drive with 37-yard catch and contributed to third-quarter TD drive with nine-yard catch on 3rd-and-4, followed by 16-yarder that put him at season-high 106 for game. **2010: Pro Bowl...second-team Associated Press All-Pro**...led team with 10 touchdown catches...60th career TD Sept. 13 at Kansas City...Sept. 19 vs. Jacksonville, passed Steve Jordan (6,307) for seventh in NFL receiving yards by tight end...nine-yard touchdown vs. Jaguars (61st career) broke tie with Jerry Smith for the third most TDs by tight end in NFL history...later, second TD (62nd career) tied Shannon Sharpe for second among TEs...12-yard touchdown catch Sept. 26 at Seattle (63rd career) for second all-time among TEs...passed Alworth (493) for fourth-most catches in team history...two touchdowns Oct. 3 vs. Arizona, eighth-straight game TD catch...500th career catch vs. Cardinals to become seventh tight end in NFL history and fastest to 500...12 points vs. Arizona for sixth on team's all-time scoring list...19-yard touchdown catch Oct. 10 at Oakland to tie Alworth's team record (1963) for consecutive games with touchdown (nine)...injured foot Oct. 17 at St. Louis...Oct. 24 vs. New England, passed Winslow (6,741) for sixth-most yards by tight end in NFL history...fourth quarter TD was eighth of season, extending league record of consecutive seasons with at least eight TDs to seven...18th-career 100-yard game Oct. 31 vs. Tennessee, tying John Jefferson for seventh-most in team history...41st TD pass from Rivers vs. Tennessee set new team record for quarterback-tight end combo (Dan Fouts & Winslow, 40)...missed first-career game due to injury (foot) Nov. 7 at Houston...placed on "Reserve-Injured" Dec. 30...did not play in Pro Bowl due to injury (foot). **2009: Pro Bowl Starter...second-team All-Pro by Associated Press and first-team by Sports Illustrated...Chargers co-Offen-**

Continued next page

Steve Player of Year...led team with 79 receptions and second with career-high 1,157 yards...14.6 average led all NFL tight ends...teamed with Vincent Jackson (1,167 yards) for Chargers' first 1,000-yard receiving duo since 1985, and combined to give Chargers most yards by receiving duo since 1980... Oct. 24 at Pittsburgh, 124 yards and two touchdowns...scored first touchdown on 3rd-and-goal and had catches of 26 on 3rd-and-8 and 16 on 3rd-and-15 during drive...over 100 yards on second touchdown...drew 26-yard pass interference penalty on another touchdown drive...game ball after 118 yards and two touchdowns Nov. 29 vs. Kansas City... TDs were 54-55th career, third all-time among TEs... Dec. 13 at Dallas on receiving end of Philip Rivers' 100th career touchdown pass...game ball after career-high 167 yards at Cleveland Dec. 6...catches of 56 and 18 yards during drive when LaDainian Tomlinson scored 150th career touchdown...Dec. 25 at Tennessee, on receiving end of 36-yard touchdown to set new season high for yards, while Rivers went over 4,000 yards for season...59th career touchdown catch Jan. 3 vs. Washington to pass Garrison (58) for second in team history. **2008: Pro Bowl selection**...48th-career touchdown Oct. 26 vs. New Orleans in London to pass Joiner for third in team history...game-winning touchdown catch (eight yards) with 6:55 left in game vs. Kansas City Nov. 9...**Chargers Alumni co-Offensive Player of Month (December)**...two TDs Dec. 21 at Tampa Bay were 50-51st of career...fastest tight end in NFL history to 50 (92 gms), beating Jerry Smith (100)...went over 5,000 career yards on first touchdown...was second-fastest to 5,000 yards (Winslow, 69 games)...team-high eight catches in Jan. 5 Wild Card overtime win vs. Indianapolis...did not play in Pro Bowl (ankle). **2007: Pro Bowl starter...All-AFC by Pro Football Weekly and Professional Football Writers of America**...17-yard halfback-option touchdown catch from Tomlinson in 14-3 Opening Day win vs. Chicago... game ball after 113 yards and touchdown Oct. 7 vs. Denver...touchdowns of 49 and 31 yards vs. Houston Oct. 28...over 4,000 career receiving yards in Texans' game (68th career)...third-fastest tight end in NFL history to 4,000 behind Winslow (58 games) and Mike Ditka (67)...two touchdowns Nov. 25 vs. Baltimore (41 and 42 yards) to crack top-five on team's touchdown receptions list...game-tying touchdown (two yards) with :09 left in fourth quarter of overtime win at Tennessee Dec. 9...in overtime, 11-yard catch on 3rd-and-4 of game-winning TD drive...toe injury in Wild Card vs. Tennessee...played in Divisional Playoffs and Championship Game with injured toe, but did not play in Pro Bowl. **2006: Pro Bowl...first-team All-Pro by Associated Press, Sporting News, USA Today Sports Weekly, Pro Football Weekly and Professional Football Writers of America, Sports Illustrated, Sports Illustrated.com, and ESPN.com...All-AFC by PFW and PWFA...NFL.com All-Interview**...then-second-longest touchdown of career (57 yards) at San Francisco Oct. 15... 19-yard touchdown catch from Tomlinson in 21-14 win vs. Oakland Nov. 26...**Chargers Alumni Player**

of Week after 104 yards and two TDs Dec. 10 vs. Denver...first-career 100-yard game and touchdowns vs. Broncos...leading receiver in Jan. 14 AFC Playoffs vs. New England. **2005: Pro Bowl starter...first-team All-Pro by Associated Press, Sporting News, Sports Illustrated and Sports Illustrated.com, ESPN.com, Pro Football Weekly and Professional Football Writers of America, and USA Today Sports Weekly...Chargers co-Offensive Player of Year...Pro Football Weekly Midseason All-Pro**... tied team record for catches by tight end (89) and yards (1,101) were most by Bolts' tight end since '83 (Winslow)...second tight end in NFL history (Todd Christensen, '83) with 1,100-yard, 10 touchdown season...23 touchdown catches between 2004-05 were most ever by tight end over two-year span...did not play Week 1 vs. Dallas (roster exemption)...**Chargers Alumni Player of Week** after tying career-high with three TDs among season-high 10 catches and 145 yards Oct. 30 vs. Kansas City...132 yards week later at Jets...27-yard TD catch for 14-3 lead over Buffalo Nov. 20, but injured foot in third quarter and did not return... started following week at Washington and 24-yard catch on first play of overtime immediately preceded game-winning 41-yard touchdown run by Tomlinson...career-best 13 catches for 123 yards vs. Miami Dec. 11 to raise season yardage total to new career-high (997)...eight-yard touchdown catch with :15 left in fourth quarter. **2004: Pro Bowl starter... first-team All-Pro by Associated Press, Football Digest, Sporting News, Sports Illustrated and Sports Illustrated.com...second-team All-Pro by College & Pro Football Newsweekly...All-NFL, All-AFC and All-Pro second-team by Pro Football Weekly and Professional Football Writers of America...NFL Alumni Association Tight End of Year...Chargers Offensive Player of Year**... season-high 123 yards in Week 1 at Houston... **Chargers Alumni Player of Week** after season-high three touchdowns vs. New Orleans Nov. 7...first Chargers receiver with three touchdown catches in game since '97 (Tony Martin vs. Baltimore) and first three-touchdown game by Bolts tight end since '83 (Winslow vs. Kansas City)...10-11th touchdowns at Kansas City Nov. 28 to set new team season mark for TEs (Winslow and Willie Frazier, 10)...eight scores in four games tied Wes Chandler for most by Charger in four-game stretch...career-long 72-yard touchdown in AFC West-clinching win at Cleveland Dec. 19...12th touchdown of season tied NFL record for tight ends... set tight end single-season touchdown record with 13th at Indianapolis Dec. 26...one-yard touchdown catch with 11 seconds left in fourth quarter forced overtime in Wild Card vs. Jets...had catches of 21 and 44 yards during TD drive...12-yard touchdown pass from Peyton Manning for 28-7 lead in second quarter of 38-27 Pro Bowl win Feb. 13. **2003:** First-career touchdown Nov. 9 vs. Minnesota from Doug Flutie... season-high 117 yards and season-long 48-yard catch Dec. 14 vs. Green Bay...first 100-yard receiving game by Chargers rookie since Wayne Walker at Washington (1989).

COLLEGE: Honorable mention AP All-America as senior at Kent State...averaged 20.6 points and 7.7 rebounds per game...first-team All-MAC...runner-up for MAC Player of Year...spent first semester at Michigan State...transferred to Eastern Michigan in Spring '99, averaging 10.2 ppg and 7.4 rpg...attended College of

Sequoias in 2000-01 but did not play...general studies major.

PERSONAL: Born in Detroit, Michigan...led Detroit Central High to Class A state title as senior...first-team all-state football and basketball.

Regular Season			Receiving				Special Teams				Postseason				
Year	Team	G-S	No.-Yds.	Avg.	Long	TD	Tackles	G-S	No.-Yds.	Avg.	Long	TD			
2003	San Diego	15-11	24-389	16.2	48	2	4	n/a							
2004	San Diego	15-15	81-964	11.9	72t	13	0	1-1	6-89	14.8	44	1			
2005	San Diego	15-15	89-1,101	12.4	38	10	0	n/a							
2006	San Diego	16-16	71-924	13.0	57t	9	0	1-1	6-61	10.2	19	0			
2007	San Diego	16-16	75-984	13.1	49t	9	0	3-2	6-60	10.0	23	0			
2008	San Diego	16-16	60-704	11.7	34	8	0	2-2	13-146	11.2	30	0			
2009	San Diego	16-16	79-1,157	14.6	56	8	0	1-1	8-93	11.6	23	0			
2010	San Diego	10-10	50-782	15.6	48t	10	0	n/a							
2011	San Diego	13-13	64-778	12.2	38t	7	0	n/a							
2012	San Diego	15-15	49-538	11.0	34t	7	0	n/a							
2013	San Diego	16-15	77-872	11.3	56t	4	0	2-2	3-15	5.0	5	0			
2014	San Diego	16-14	69-821	11.9	34	12	0	n/a							
2015	San Diego	11-4	56-630	11.3	40	5	0	n/a							
Totals		190-176	844-10,644	12.6	72t	104	4	10-9	42-464	11.0	44	1			

Regular-Season Single-game Highs

Receptions — 13 vs. Miami Dec. 11, 2005
 Receiving Yards — 167 at Cleveland Dec. 6, 2009
 Receiving Long — 72t at Cleveland Dec. 19, 2004
 Receiving TDs — 3 (3 times) Last: vs. Seattle Sept. 14, 2014
 Receiving Long TD — 72t at Cleveland Dec. 19, 2004

Postseason Single-game Highs

Receptions — 8 (2 times) Last: vs. New York Jets, Jan. 17, 2010
 Receiving Yards — 93 vs. New York Jets, Jan. 17, 2010
 Receiving Long — 44 vs. New York Jets, Jan. 8, 2005
 Receiving TDs — 1 vs. New York Jets, Jan. 8, 2005
 Receiving Long TD — 1t vs. New York Jets, Jan. 8, 2005

2015 Game-By-Game Receiving

Date	Opp.	No.	Yds	Avg.	Lg	TD	TDs
09/13	Det	Res-Susp					
09/20	at Cin	Res-Susp					
09/27	at Min	Res-Susp					
10/04	Cle	Res-Susp					
10/12	Pit*	9	92	10.2	12t	2	12, 11
10/18	at GB*	9	95	10.6	21	0	
10/25	Oak	INA					
11/01	at Bal	4	56	14	30	0	
11/09	Chi*	6	69	11.5	40	0	
11/22	KC	1	6	6	6	0	
11/29	at Jax*	4	53	13.3	27	2	9, 12
12/06	Den	6	50	8.3	15	0	
12/13	at KC	6	76	12.7	19	0	
12/20	Mia	6	88	14.7	30	0	
12/24	at Oak	2	11	5.5	8	0	
01/03	at Den	3	34	11.3	13t	1	13
Totals		56	630	11.3	40	5	

2014 Game-By-Game Receiving

Date	Opp.	No.	Yds	Avg.	Lg	TD	TDs
09/08	at Ari*	6	81	13.5	34	0	
09/14	Sea*	7	96	13.7	21t	3	8, 8, 21
09/21	at Buf*	1	8	8	8	0	
09/28	Jax*	3	30	10	17	0	
10/05	NYJ*	4	60	15	28	2	8, 12
10/12	at Oak*	3	27	9	16	1	
10/19	KC*	3	61	20.3	27t	1	27
10/23	at Den*	5	54	10.8	31	2	4, 10
11/02	at Mia*	3	28	9.3	10	0	
11/16	Oak*	3	32	10.7	15	0	
11/23	STL*	2	14	7	10	0	
11/30	at Bal*	7	83	11.9	23	0	
12/07	NE*	5	34	6.8	12	0	
12/14	Den	6	54	9	15	1	5
12/20	at SF*	7	92	13.1	28	2	1, 21
12/28	at KC	4	67	16.8	21	0	
Totals		69	821	11.9	34	12	

2013 Game-By-Game Receiving

Date	Opp.	No.	Yds	Avg.	Lg	TD	TDs
09/09	Hou*	2	49	24.5	34	0	
09/15	at Phi*	8	124	15.5	24	0	
09/22	at Ten*	5	55	11.0	17	1	7
09/29	Den*	10	136	13.6	56t	1	56
10/06	at Oak*	7	74	10.6	20	0	
10/14	Ind*	4	28	7.0	11	0	

2012 Game-By-Game Receiving

Date	Opp.	No.	Yds	Avg.	Lg	TD	TDs
10/20	at Jax*	6	31	5.2	7	0	
11/03	at Was*	6	53	8.8	15	0	
11/10	Den*	4	62	15.5	24	0	
11/17	at Mia*	4	52	13.0	27	1	5
11/24	at KC*	3	21	7.0	12	0	
12/01	Cin*	5	41	8.2	13	0	
12/08	NYG*	4	50	12.5	23	0	
12/12	at Den*	2	23	11.5	14	0	
12/22	Oak	3	42	14.0	16	0	
12/29	KC*	4	31	7.8	16	1	4
Totals		77	872	11.3	56t	4	
01/05	at Ari*	1	5	5.0	5	0	
01/12	at Den*	2	10	5.0	5	0	
Totals		3	15	5.0	5	0	

2012 Game-By-Game Receiving

Date	Opp.	No.	Yds	Avg.	Lg	TD	TDs
9/10	at Oak*	4	43	10.8	17	0	
9/16	Ten	INA					
9/23	Atl*	3	22	7.3	14	0	
9/30	at KC*	3	59	19.7	33	0	
10/7	at NO*	3	19	6.3	13	0	
10/15	Den*	6	81	13.5	23	2	15, 11
10/28	at Cle*	2	14	7.0	9	0	
11/1	KC*	3	43	14.3	21	1	14
11/11	at TB*	4	57	14.3	33	1	13
11/18	at Den*	2	17	8.5	13	0	
11/25	Bal*	2	13	6.5	11	0	
12/2	Cin*	6	49	8.2	19	0	
12/9	at Pit*	3	31	10.3	14	0	
12/16	Car*	4	31	7.8	9t	1	9
12/23	at NYJ*	2	44	22.0	34t	1	34
Totals		47	523	11.1	34t	6	

2011 Game-By-Game Receiving

Date	Opp.	No.	Yds	Avg.	Lg	TD	TDs
09/11	Min*	8	74	9.3	15	0	
09/18	at NE*	0	0	0	0	0	
09/25	KC	INA					
10/02	Mia	INA					
10/09	at Den	INA					
10/23	at NYJ*	5	54	10.8	18	1	2
10/31	at KC*	4	73	18.3	27	0	
11/06	GB*	8	96	12.0	19	1	11
11/10	Oak*	5	54	10.8	22	0	
11/20	at Chi*	4	63	15.8	26	1	8
11/27	Den*	6	49	8.2	17	1	6

2010 Game-By-Game Receiving

Date	Opp.	No.	Yds	Avg.	Lg	TD	TDs
12/05	at KC*	6	70	11.7	23	0	
12/11	Buf*	7	68	9.7	17	2	9, 2
12/18	Bal*	2	31	15.5	20	0	
12/24	at Det*	4	40	10.0	16	0	
01/01	at Oak*	5	106	21.2	38t	1	38
Totals		64	778	12.2	38t	7	

2010 Game-By-Game Receiving

Date	Opp.	No.	Yds	Avg.	Lg	TD	TDs
09/13	at KC*	5	76	15.2	34	1	3
09/19	Jax*	5	57	11.4	26	2	9, 4
09/26	at Sea*	7	109	15.6	28	1	12
10/03	Ari*	7	144	20.6	33t	2	33, 26
10/10	at Oak*	5	92	18.4	28	1	19
10/17	at STL*	2	12	6.0	9	0	
10/24	NE*	4	50	12.5	26	1	4
10/31	Ten*	5	123	24.6	48t	1	48
11/07	at Hou	INA					
11/22	Den	INA					
11/28	at Ind*	4	46	11.5	18	0	
12/05	Oak*	6	73	12.2	24	1	4
12/12	KC	INA					
12/16	SF	INA					
12/26	at Cin	INA					
01/02	at Den	IR					
Totals		50	782	15.6	48t	10	

2009 Game-By-Game Receiving

Date	Opp.	No.	Yds	Avg.	Lg	TD	TDs
09/14	at Oak*	5	83	16.6	25	0	
09/20	Bal*	5	78	15.6	37	0	
09/27	Mia*	5	64	12.8	19	0	
10/04	at Pit*	9	124	13.8	30t	2	3, 30
10/19	Den*	5	70	14.0	21	0	
10/25	at KC*	5	55	11.0	25	0	
11/01	Oak*	3	49	16.3	30	0	
11/08	at NYG*	5	67	13.4	29	0	
11/15	Phi*	7	78	11.1	20	0	
11/22	at Den						

Antonio Gates, cont.

2008 Game-By-Game Receiving

Date	Opp.	No.	Yds	Avg.	Lg	TD	TDS
09/07	Car*	4	61	15.3	24t	1	24
09/14	at Den*	4	61	15.3	25	0	
09/22	NYJ*	2	25	12.5	19	1	6
09/28	at Oak*	5	58	11.6	20	1	9
10/05	at Mia*	1	12	12.0	12	0	
10/12	NE*	4	35	8.8	22	1	1
10/19	at Buf*	4	55	13.8	19	0	
10/26	at NO*	6	96	16.0	30	1	12
11/09	KC*	8	66	8.3	15	1	8
11/16	at Pit*	2	10	5.0	6	0	
11/23	Ind*	3	28	9.3	13	0	
11/30	Atl*	3	27	9.0	11	0	
12/04	Oak*	0	0	0.0	0	0	
12/14	at KC*	7	78	11.1	23	0	
12/21	at TB*	4	43	10.8	15t	2	15, 5
12/28	Den*	3	49	16.3	34	0	
	Totals	60	704	11.7	34	8	
01/03	Ind*	8	87	10.9	30	0	
01/11	at Pit**	5	59	11.8	21	0	
	Totals	13	146	11.2	30	0	

2007 Game-By-Game Receiving

Date	Opp.	No.	Yds	Avg.	Lg	TD	TDS
09/09	Chi*	9	107	11.9	19	1	17
09/16	at NE*	7	77	11.0	22	1	12
09/23	at GB*	11	113	10.3	26	0	
09/30	KC*	6	79	13.2	27	0	
10/07	at Den*	7	113	16.1	34	1	9
10/14	Oak*	3	58	19.3	28	0	
10/28	Hou*	3	92	30.7	49t	2	49, 31
11/04	at Min*	1	10	10.0	10	0	
11/11	Ind*	3	26	8.7	14	0	
11/18	at Jax*	4	54	13.5	24t	1	24
11/25	Bal*	6	105	17.5	35t	2	35, 25
12/02	at KC*	1	-1	-1.0	-1	0	
12/09	at Ten*	6	57	9.5	17	1	2
12/16	Det*	1	8	8.0	8	0	
12/24	Den*	1	24	24.0	24	0	
12/30	at Oak*	6	62	10.3	21	0	
	Totals	75	984	13.1	49t	9	
01/06	Ten**	2	15	7.5	16	0	
01/13	at Ind*	2	28	14.0	23	0	
01/20	at NE**	2	17	8.5	9	0	
	Totals	6	60	10.0	23	0	

Receptions by Opponent (incl. playoffs)

Opp.	Gms.	No.	Yards	Avg.	Lg.	TD
Arizona	3	17	281	16.5	34	3
Atlanta	3	12	129	10.8	23	0
Baltimore	8	30	407	13.6	37	2
Buffalo	5	24	298	12.4	27t	4
Carolina	3	15	153	10.2	24t	2
Chicago	4	19	239	12.6	40	2
Cincinnati	6	22	209	9.5	27	1
Cleveland	5	13	275	21.2	72t	1
Dallas	2	14	180	12.9	56t	2
Denver	24	93	1,108	11.9	34	10
Detroit	3	7	66	9.4	16	0

2006 Game-By-Game Receiving

Date	Opp.	No.	Yds	Avg.	Lg	TD	TDS
09/11	at Oak*	2	26	13.0	22	1	4
09/17	Ten*	4	55	13.8	28	0	
10/01	at Bal*	4	41	10.3	18	0	
10/08	Pit*	3	55	18.3	22t	1	22
10/15	at SF*	5	78	15.6	57t	1	57
10/22	at KC*	9	63	7.0	21	1	1
10/29	STL*	5	66	13.2	27	0	
11/05	Cle*	2	22	11.0	15	0	
11/12	at Cin*	5	69	13.8	27	0	
11/19	at Den*	5	48	9.6	17	0	
11/26	Oak*	6	81	13.5	27	1	19
12/03	at Buf*	7	90	12.9	26	1	11
12/10	Den*	7	104	14.9	26	2	12, 7
12/17	KC*	1	7	7.0	7	0	
12/24	at Sea*	2	63	31.5	38	0	
12/31	Ari*	4	56	14.0	33t	1	33
	Totals	71	924	13.0	57t	9	
01/14	NE**	6	61	10.2	19	0	

2005 Game-By-Game Receiving

Date	Opp.	No.	Yds	Avg.	Lg	TD	TDS
09/11	Dal						Roster Exempt
09/18	at Den*	6	80	13.3	24	0	
09/25	NYG*	6	92	15.3	23	1	14
10/02	at NE*	6	108	18.0	38	0	
10/10	Pit*	5	61	12.2	20	1	11
10/16	at Oak*	2	17	8.5	16	0	
10/23	at Phi*	8	72	9.0	16	1	8
10/30	KC*	10	145	14.5	35t	3	19, 20, 35
11/06	at NYJ*	8	132	16.5	29	0	
11/20	Buf*	5	77	15.4	27t	1	27
11/27	at Was*	3	39	13.0	24	0	
12/04	Oak*	4	51	12.8	19	1	6
12/11	Mia*	13	123	9.5	25	1	8
12/18	at Ind*	6	29	4.8	10	0	
12/24	at KC*	4	52	13.0	22	1	18
12/31	Den*	3	23	7.7	12	0	
	Totals	89	1,101	12.4	38	10	

2004 Game-By-Game Receiving

Date	Opp.	No.	Yds	Avg.	Lg	TD	TDS
09/12	at Hou*	8	123	15.4	29	0	
09/19	NYJ*	4	39	9.8	14	0	
09/26	at Den*	4	30	7.5	10	0	
10/03	Ten*	7	57	8.1	12	1	11
10/10	Jax*	8	93	11.6	29	2	1, 11
10/17	at Atl*	6	80	13.3	23	0	
10/24	at Car*	7	61	8.7	14	0	
10/31	Oak*	5	63	12.6	29	2	5, 1
11/07	NO*	5	56	11.2	29	3	12, 7, 2
11/21	at KC*	8	101	12.6	28	1	11
11/28	at KC*	7	92	13.1	27	2	18, 11
12/05	Den*	3	31	10.3	13	0	
12/12	TB*	1	17	17.0	17	0	
12/19	at Cle*	1	72	72.0	72t	1	72
12/26	at Ind*	7	49	7.0	20	1	4
01/02	KC						INA
	Totals	81	964	11.9	72t	13	
01/08	NYJ**	6	89	14.8	44	1	1

2003 Game-By-Game Receiving

Date	Opp.	No.	Yds	Avg.	Lg	TD	TDS
09/07	at KC						INA
09/14	Den	0	0	0.0	0	0	
09/21	Bal	0	0	0.0	0	0	
09/28	at Oak	2	30	15.0	17	0	
10/05	at Jax*	1	8	8.0	8	0	
10/19	at Cle*	0	0	0.0	0	0	
10/27	Mia	0	0	0.0	0	0	
11/02	at Chi*	0	0	0.0	0	0	
11/09	Min*	3	55	18.3	26	1	4
11/16	at Den*	0	0	0.0	0	0	
11/23	Cin*	1	12	12.0	12	0	
11/30	KC*	3	49	16.3	18t	1	18
12/07	at Det*	2	18	9.0	10	0	
12/14	GB*	5	117	23.4	48	0	
12/21	at Pit*	5	64	12.8	20	0	
12/28	Oak*	2	36	18.0	28	0	
	Totals	24	389	16.2	48	2	

* Denotes starter

** Denotes postseason game

CHARGERS IN POWER BLUES



The Chargers' "Power Blue" / powder blue jerseys first reappeared in 1994 during the NFL's 75th Anniversary Season. Since then, the Chargers have worn their alternate jersey 30 times, posting a 15-15 record in those games. The team redesigned its uniform in 2007, introducing a new version of the powder blue alternate jersey, and the team is 10-10 in the most current version. From 1994-06, Chargers wore their "Throwback" jerseys, modeled after uniforms worn by 1963 AFL Championship squad, 10 times and posted a 5-5 record.

Date	Opponent	W-L	Score	Date	Opponent	W-L	Score	Date	Opponent	W-L	Score
10/09/94	Kansas City	W	20-6	11/11/07	Indianapolis	W	23-21	10/15/12	Denver	L	24-35
12/05/94	LA Raiders	L	17-24	10/12/08	New England	W	30-10	11/25/12	Baltimore*	L	13-16
10/29/00	Oakland	L	13-15	12/04/08	Oakland	W	34-7	10/14/13	Indianapolis	W	19-9
11/03/02	New York Jets	L	13-44	01/03/09	Indianapolis*	W	23-17	12/01/13	Cincinnati	L	10-17
09/21/03	Baltimore	L	10-24	09/14/09	at Oakland	W	24-20	10/19/14	Kansas City	L	20-23
10/10/04	Jacksonville	W	34-21	10/19/09	Denver	L	23-34	12/07/14	New England	L	14-23
10/10/05	Pittsburgh	L	22-24	11/29/09	Kansas City	W	43-14	10/25/15	Oakland	L	29-37
11/20/05	Buffalo	W	48-10	12/05/10	Oakland	L	13-28	11/22/15	Kansas City	L	3-33
10/08/06	Pittsburgh	W	23-13	12/16/10	San Francisco	W	34-7				
11/05/06	Cleveland	W	32-25	11/27/11	Denver*	L	13-16				
10/14/07	Oakland	W	28-14	12/18/11	Baltimore	W	34-14				

* Overtime game

28

MELVIN GORDON

Running Back
6-1, 215
2nd NFL Season
2nd with Chargers

Draft 1 - '15
Wisconsin
Bradford HS
Kenosha, Wis.

The San Diego Chargers kicked off the 2015 NFL Draft by selecting running back Melvin Gordon from the University of Wisconsin in the first round. Winner of the 2014 Doak Walker Award as the nation's top running back, Gordon led the Chargers in rushing as a rookie with 641 yards.

At Wisconsin, Gordon rushed for 4,915 yards and scored 49 total touchdowns, both third in school history. In addition to his Doak Walker Award, Gordon was the runner-up for the 2014 Heisman Trophy. He also took home the Grange-Griffin Award as the Big Ten Running Back of the Year and the Ameche-Dayne Big Ten Running Back of the Year Award.

Gordon enrolled at Wisconsin in 2011 and a year later he began to garner national attention. He came onto the radar of Chargers General Manager Tom Telesco when he rushed for 216 yards and a touchdown on just nine carries in the 2012 Big Ten Championship Game against Nebraska.

Gordon's redshirt junior season in 2014 showed America that he was ready for the NFL. He rushed for 2,587 yards, a Big Ten record and second-most in FBS history. His 184.8 yards per game average was the most by an FBS player since former Chargers great LaDainian Tomlinson averaged 196.2 yards per game for TCU in 2000. Gordon became just the third player in FBS history to rush for at least 2,000 yards and score



30 touchdowns, joining the likes of Barry Sanders and Central Florida's Kevin Smith.

A native of Kenosha, Wisconsin, and an only child, both of Gordon's parents played an instrumental role in his upbringing. His mother, Carmen, a nurse, has never missed one of his games. Before enrolling at Wisconsin, she often shuttled Melvin to and from football camps and combines as far away as Tennessee and Alabama to help his football career. She also stayed after him to maintain good grades and the life science communications major was named to a host of all-academic teams during his college career at Wisconsin. Melvin wore No. 25 for the Badgers because it was his mother's age when he was born.

Gordon's father, Melvin, Sr., has also played an instrumental role. He taught his son the importance of strength and conditioning. The family had a weight room in the basement of their Kenosha home and Melvin, Sr., was a regular fixture in the weight room at Bradford High School. Gordon continued his intense training regimen at Wisconsin where he once ran every step in Camp Randall Stadium while wearing a weighted vest. The elder Gordon also made sure that his son had an appreciation for the NFL's great running backs who had helped pave the way. Melvin, Sr., who had once played semi-pro football, used to show his son tapes of great running backs like Barry Sanders and Walter Payton.

TRANSACTION HISTORY: First-round pick (15) by Chargers, April 30, 2015...signed May 15.

2015: Three 20-plus yard carries Sept. 20 at Cincinnati, most in game by Charger since LaDainian Tomlinson in 2007...**Team Captain** Oct. 18 at Green Bay...rushed for 41 yards before leaving Miami game Dec. 20 in second quarter with knee injury...placed on "Reserve-Injured" Dec. 22.

COLLEGE: Consensus first-team All-America and All-Big Ten as redshirt junior in 2014...honorable mention All-America and second-team all-conference as redshirt sophomore in 2013...two-time Academic

PITCHMAN

With an affable personality and a genuine smile, Gordon serves as a pitchman for several national companies, including Nike, Jockey International, Mor Furniture and Rally Health.



All-Big Ten...fastest player in FBS history to 2,000 yards (241 carries) in 2014...averaged FBS-record 7.8 yards per carry for career...set FBS single-game record with 408 yards in win 2014 over Nebraska...most valuable player of 2015 Outback Bowl after rushing for Outback Bowl-record 258 yards and three TDs in 34-31 OT win vs. Auburn...32 touchdowns in 2014 led NCAA and was second in school and conference history...set school records for 100-yard (12) and 200-yard (six) games in season in 2014...also led nation with 17 runs of 40-plus yards and 10 runs of 50-plus yards, while leading FBS in runs of 10-plus (60), 20-plus (35) and 30-plus (21) yards...tied school record with five rushing touchdowns vs. Bowling Green in 2014...rushed for 1,609 yards as junior, second in Big Ten history and most in school history...led nation and set school record with 7.8 ypc average...only player in nation with three runs of 70-plus yards and tied for most runs of 60-plus yards (four) in 2013...finished career with 631 carries for 4,915 yards and 45 touchdowns, and 22 catches for 228 yards and four scores...played at Wisconsin from 2011-14, though granted medical redshirt in 2011.

Continued next page

Melvin Gordon, cont.

PERSONAL: Born in Kenosha, Wisconsin...first-team all-state, Wisconsin Football Coaches Association Offensive Player of Year, Gatorade Player of Year and

conference player of year as senior at Bradford High School in Kenosha...honorably mention all-state, all-region, all-area and all-county as junior.

Regular Season		Rushing					Receiving				
Year	Team	G-S	No.-Yds.	Avg.	Long	TD	No.-Yds.	Avg.	Long	TD	
2015	San Diego	14-12	184-641	3.5	27	0	33-192	5.8	18	0	

Regular-Season Single-game Highs

Rushing Attempts — 18 at Baltimore Nov. 1, 2015
 Rushing Yards — 88 at Cincinnati Sept. 20, 2015
 Rushing Long — 27 at Cincinnati Sept. 20, 2015

Receptions — 7 vs. Pittsburgh Oct. 12, 2015
 Receiving Yards — 52 vs. Pittsburgh Oct. 12, 2015
 Receiving Long — 18 vs. Pittsburgh Oct. 12, 2015

2015	Date	Opp	Rushing No.-Yds Avg.	Lg	TD	TDs	Receiving No.-Yds Avg.	Lg	TD	TDs
	09/13	Det*	14-51 3.6	14	0		3-16 5.3	9	0	
	09/20	at Cin*	16-88 5.5	27	0		1-10 10.0	10	0	
	09/27	at Min*	14-51 3.6	13	0		0-0 0.0	0	0	
	10/04	Cle*	12-38 3.2	23	0		2-8 4.0	5	0	
	10/12	Pit*	15-42 2.8	7	0		7-52 7.4	18	0	
	10/18	at GB*	7-29 4.1	25	0		0-0 0.0	0	0	
	10/25	Oak	7-29 4.1	11	0		0-0 0.0	0	0	
	11/01	at Bal*	18-54 3	6	0		5-7 1.4	4	0	
	11/09	Chi*	11-31 2.8	5	0		3-25 8.3	15	0	

2015	Date	Opp	Rushing No.-Yds Avg.	Lg	TD	TDs	Receiving No.-Yds Avg.	Lg	TD	TDs
	11/22	KC*	15-37 2.5	10	0		1-12 12	12	0	
	11/29	at Jax	14-60 4.3	14	0		5-20 4.0	16	0	
	12/06	Den*	12-55 4.6	21	0		1-8 8.0	8	0	
	12/13	at KC*	14-35 2.5	10	0		4-28 7.0	15	0	
	12/20	Mia*	15-41 2.7	10	0		1-6 6.0	6	0	
	12/24	at Oak	Inj-Res							
	01/03	at Den	Inj-Res							
			Totals 184-641	3.5	27	0	33-192	5.8	18	0

* Denotes starter



75

CHRIS HAIRSTON

Guard-Tackle

6-6, 330

5th NFL Season

2nd with Chargers

Free Agent - '15

Clemson

Carver HS

Winston-Salem, N.C.

The versatile Chris Hairston originally joined the Chargers on a one-year contract in 2015 and he became one of the team's most valuable performers on the offensive line. He played in all 16 games and started 11. As injuries wreaked havoc on San Diego's offensive line, Hairston saw time everywhere on the offensive line except center. He started nine games at left tackle, one at left guard, one at right guard, and also saw time at right tackle.

Hairston proved to be equal parts tough and versatile. He played through a myriad of injuries to appear in every game, but none was more impressive than his performance against Green Bay on Oct. 18. Six days after suffering a severe ankle injury during a Monday Night Football game against the Pittsburgh

Steelers, Hairston defied the odds and started the following Sunday in Green Bay, where he played a season-high 92 snaps as Philip Rivers set franchise records for attempts, completions and yards. His gritty performance caused an emotional Rivers to tear up after the game.

In March, the Chargers agreed to a new two-year contract with Hairston.

Hairston has a son, Chris Jr., and a daughter, Chloe. He is engaged to Carmen Baldwin. The couple plans to wed in July 2017.



Hairston's second cousin is Baylor University guard-forward Ishmail Wainright, who started all 34 games for the Bears as a junior in 2015-16.

TRANSACTION HISTORY: Fourth-round pick (122) by Buffalo, April 30, 2011...signed July 29...re-signed with Buffalo, April 22, 2014...contract expired March 10, 2015...signed with Chargers, April 20...re-signed two-year contract with Chargers March 24, 2016.

2015: Saw reserve action at both right guard and right tackle in second half of 33-28 Sept. 13 win over Detroit...replaced D.J. Fluker at right guard and then took over at right tackle later when Joe Barksdale left game for brief period...in second quarter vs. Lions, came into game as extra tackle for one play and threw key block to open hole for Danny Woodhead on nine-yard touchdown run...started Sept. 20 at right guard for injured Fluker...saw action at left guard Sept. 27 at Minnesota for injured Orlando Franklin...started at

left tackle Oct. 4 for injured King Dunlap in 30-27 win over Cleveland Oct. 4 as Bolts passed for 358 yards and three touchdowns, while line surrendered just two sacks in game...team won contest on 34-yard field goal with no time left on clock...started at left tackle Oct. 12 vs. Pittsburgh but left game in second quarter with ankle injury and did not return...played entire game at left tackle Oct. 18 at Green Bay as Philip Rivers set franchise records for attempts, completions and yards...saw action briefly at left tackle Oct. 25 vs. Oakland...took over at left tackle in first quarter Nov. 1 at Baltimore for injured Dunlap...briefly left game with knee injury but returned to finish contest...team captain Nov. 9 vs. Chicago...took over at left tackle in third quarter Nov. 22 vs. Kansas City for Dunlap...started for Dunlap at left tackle during 31-25 win

Nov. 29 at Jacksonville... played all 71 snaps as line allowed just two sacks in 45 total dropbacks while Rivers passed for 300 yards and four touchdowns...took over for Dunlap at left tackle in first quarter Dec. 13 at Kansas City...started for Dunlap at left tackle Dec. 20 vs. Miami and helped team rush for season-high 140 yards, while line allowed just one sack in 37 passing plays as Rivers threw for 311 yards and three touchdowns...left Oakland game Dec. 24 at halftime with abdominal injury...returned as starting left tackle for Dunlap Jan. 3 at Denver but left game on first offensive series after re-aggravating abdominal injury. **2014:** Saw action in every game, seeing time on both line and special teams. **2013:** Spent season on "Reserve-Non-Football Injury" list. **2012:** Took over at left tackle for injured Cordy Glenn Sept. 30 vs. New England...starting left tackle Oct. 7 at San Francisco, Oct. 14 at Arizona and Oct. 21 vs. Tennessee...started at right tackle Nov. 4 at Houston, Nov. 11 at Patriots, Nov. 15 vs. Miami, Nov. 25 at Indianapolis and Dec. 2 vs. Jacksonville...helped Bills rush for season-high 232

Games Played-Started: **2011** (13-7, Buffalo); **2012** (12-8, Buffalo); **2013** (Reserve-Non-Football Injury); **2014** (16-0, Buffalo); **2015** (16-11, San Diego); **Total** (57-26).

yards vs. Jaguars but left game third quarter with ankle injury and did not return...placed on "Reserve-Injured" list Dec. 6. **2011:** NFL debut Sept. 11 at Kansas City, seeing time at left and right tackle...first-career start as left tackle Oct. 9 vs. Philadelphia...part of line that held League's top-ranked sack defense to just one sack...started Oct. 16 at New York Giants but left game in fourth quarter with ankle injury...inactive (ankle) Oct. 30 vs. Washington and did not play next two games...returned Nov. 20 at Miami and started final seven games of season at left tackle.

COLLEGE: First-team All-ACC as senior...started 36 of 47 games, including 22 straight to close out career...redshirted in 2006...played at Clemson from 2007-10...management major.

PERSONAL: Born in Winston-Salem, N.C...first-team all-state and two-time all-region and all-conference lineman at Carver High School in Winston-Salem.

2016 CHARGER GIRLS

Since their inception in 1990, the Charger Girls have become one of America's top professional dance and cheerleading teams. Recognized for their charisma, beauty and athleticism, the Charger Girls have also been ambassadors for the organization both nationally and abroad, including trips to Australia, Germany, Mexico, Guam, Japan and several other Asian countries.

The Charger Girls are produced by e2k and directed by Lisa Simmons.

The Charger Girls would like to thank their valued sponsors: Amazing Lash Studio, Anheuser-Busch, Inc., European Wax Center, iTAN Sun Spray Spa, LA Fitness, M-A-C Cosmetics, Massage Envy, Model Call Salon, San Diego Center for Health and Sounds Like That.

Special thanks to NAKOA for providing team training services.

The Charger Girls would also like to thank In Style Custom Cheer & Dance Wear, Official Supplier of Charger Girls Team Apparel.

For information on personal appearances by the Charger Girls or 2017 auditions, visit chargers.com or call (866) 492-4337.



LISA SIMMONS
Charger Girls
Director





26

CASEY HAYWARD

Cornerback
5-11, 192
5th NFL Season
1st with Chargers

UFA (Green Bay) - '16
Vanderbilt
Perry HS
Perry, Ga.

The Chargers signed former Green Bay Packers cornerback Casey Hayward to a three-year contract in March.

Hayward has nine career interceptions. In 2014, he tied for the Packers' team lead in interceptions, while tying for seventh in the NFL in total takeaways and ranking eighth in interception return yards. As a rookie in 2012, Hayward led the team and tied for fifth in the NFL with six picks, while also pacing the squad with 25 passes defended. His six interceptions led all NFL rookies and they were the most by a Packers rookie since 1999.

Hayward just missed out on his 10th career interception during a game against the Chargers last October as a false start penalty against the Bolts negated Hayward's would-be pick.

Hayward and his mother, Tish, oversee the Hayward's Hands Foundation, which annually hosts a Thanksgiving Drive, a Christmas Toy Drive and a youth football camp in his native Perry, Georgia. Tish, who is a breast cancer survivor, was honored by NFL Mothers and Paradigm 360 in 2015 for her work with Casey and the Foundation.



Hayward hopes to take advantage of business classes he took at Vanderbilt to own a couple of Chick-fil-A restaurants after he hangs up his football cleats.

Hayward's hobbies include watching movies and bowling.

Hayward's cousin, Chris Duncan, serves in the Army.

TRANSACTION HISTORY: Second-round pick (62) by Green Bay, April 27, 2012...signed with Packers, May 11...contract expired March 9, 2016...signed three-year contract with Chargers, March 15.

2015: Season-high eight tackles and two passes defended Nov. 1 at Denver...team-high 14 tackles in postseason. **2014:** Interception Oct. 12 at Miami...second interception week later (Oct. 19) vs. Carolina...returned interception 82 yards for TD vs. Chicago Nov. 9 and fumble 49 yards for score vs. Philadelphia Nov. 16...first Packer since 1999 to score defensive TD in consecutive weeks and one of only two players in NFL in 2014 to score TDs on interception and fumble return...vs. Eagles, also threw key block during 75-yard punt return. **2013:** Inactive Games 1-6 (hamstring)...season-high nine tackles vs. Chicago Nov. 4...aggravated hamstring Nov. 10 vs. Philadelphia...placed on "Reserve-Injured" Nov. 23. **2012: Pro Football Weekly/PFWA All-Rookie...third in voting for AP's NFL Defensive Rookie of Year...Defensive Rookie of Year and All-Pro (slot corner) by Pro-FootballFocus.com...NFL Defensive Rookie of Month (October) after four interceptions during month...three INTs Games 5-7, most by Packers rook-**

ie in three-game span since 1984...first NFL interception Oct. 7 at Indianapolis...paced team with two picks and four passes defended Oct. 14 at Houston...first Packers rookie with multi-pick game since 1999...added another interception Oct. 21 at St. Louis...sixth pick of season Dec. 16 at Chicago...pick and 24-yard return set up touchdown for 14-7 lead over Bears.

COLLEGE: Second-team All-America as senior and two-time second-team All-SEC...played in 50 games with 37 starts and recorded 198 tackles, 15 interceptions, 46 passes defended and three forced fumbles...school records for season (17) and career passes defended...tied school mark for career interceptions...tied for third in nation in INTs (seven) as senior and tied for fifth (six) as junior...team's defensive player of week after LSU and Georgia games as sophomore...played at Vanderbilt from 2008-11...sociology degree.

PERSONAL: Born in Perry, Georgia...Region 4-AAA Offensive Player of Year and all-state at Perry (Ga.) High...three-year team captain...member of squad's leadership council...lettered four years in basketball and three years in track.

Regular Season

Year	Team	G-S	Tack.	Asst.	Total	Sacks-Yds.	Int.-Yds.	Long	TD	Pass Def.	Fumbles For.-Rec.	TFL	Special Teams Tackles
2012	Green Bay	16-7	43	12	55	0-0	6-81	24	0	25	1-0	1	5
2013	Green Bay	3-1	7	5	12	0-0	0-0	0	0	1	0-0	0	0
2014	Green Bay	16-1	27	5	32	0-0	3-113	82t	1	6	0-2	2	7
2015	Green Bay	16-11	53	21	74	0-0	0-0	0	0	7	0-0	3	1
	Totals	51-20	130	43	173	0-0	9-194	82t	1	39	1-2	6	13

Postseason


Year	Team	G-S	Tack.-Asst.	Total	Sacks-Yds.	Int.-Yds.	Long	TD	Pass Def.	Fumbles For.-Rec.	TFL	Special Teams Tackles
2012	Green Bay	2-0	2-0	2	0-0	0-0	0	0	0	0-0	0	2
2014	Green Bay	2-0	1-0	1	0-0	0-0	0	0	1	0-0	1	0
2015	Green Bay	2-2	12-2	14	0-0	0-0	0	0	2	0-0	0	0
Totals		6-2	15-2	17	0-0	0-0	0	0	3	0-0	1	2

Regular-Season Single-game Highs

Tackles — 9 vs. Chicago Nov. 4, 2013
 Interceptions — 2 at Houston Oct. 14, 2012
 Interception Return Yards — 82 vs. Chicago Nov. 9, 2014
 Interception Return Long — 82t vs. Chicago Nov. 9, 2014

Postseason Single-game Highs

Tackles — 7 (2 times) Last: at Arizona Jan. 16, 2016



81

JAVONTEE HERNDON

Wide Receiver—Kick Returner **Free Agent - '14**
6-0, 194 **Arkansas**
2nd NFL Season **The Bolles School**
3rd with Chargers **Jacksonville, Fla.**

After a year and a half on the practice squad, Javontee Herndon earned a promotion to the active roster midway through the 2015 season and gained valuable experience as both a wide receiver and a kickoff and punt returner.

The highlight of Herndon's season came during the Chargers' late-November trip to his hometown of

Jacksonville. The day before the game, the team held its walk-through practice at Herndon's alma mater, The Bolles School, where he played on state championship teams in 2008 and 2009. Then a day later he had two long punt returns that helped contribute to 10 Chargers points in a 31-25 win over the Jaguars.



TRANSACTION HISTORY: Signed with Chargers May 13...waived Aug. 30...re-signed to practice squad, Sept. 1...re-signed Dec. 29.

COLLEGE: Played in 49 career games with 14 starts and finished career with 62 catches for 910 yards and seven touchdowns...as senior, returned nine punts for 7.4 average...SEC Academic Honor Roll and Athletic Director's List in 2012...played at Arkansas from 2010-13...communications major.

2015: Regular-season debut Nov. 9 vs. Chicago and first NFL catch for 12 yards in fourth quarter. **2014:** Spent full season on Chargers' practice squad.

PERSONAL: Born in Jacksonville, Florida...played on state title team at The Bolles School in Jacksonville in 2009...brother, Tray, played wide receiver at University of Minnesota in 2007 and Vanderbilt from 2008-10.

READ ACROSS AMERICA

In March, Herndon participated in a Read Across America celebration at Walker Elementary School in San Diego. Read Across America is an annual reading motivation and awareness program that was created in honor of children's author Dr. Seuss.



Regular Season		Receiving				Punt Returns				Kickoff Returns					
Year	Team	G-S	No.-Yds.	Avg.	Long	TD	No.-Yds.	Avg.	FC	Long	TD	No.-Yds.	Avg.	Long	TD
2015	San Diego	8-2	24-195	8.1	21	0	11-81	7.4	13	18	0	7-157	22.4	34	0

Regular Season		Rushing				Spec. Tms.	
Year	Team	No.-Yds.	Avg.	Long	TD	Tackles	
2015	San Diego	1-13	13.0	13	0		1

2015 Game-By-Game Receiving

Date	Opp.	No.	Yds	Avg.	Lg	TD	TDs
11/09	Chi	1	12	12.0	12	0	
11/22	KC	5	37	7.4	10	0	
11/29	at Jax	0	0	0	0	0	
12/06	Den	2	30	15	16	0	
12/13	at KC	5	47	9.4	21	0	
12/20	Mia	5	35	7	16	0	
12/24	at Oak	3	16	5.3	7	0	
01/03	at Den	3	18	6	10	0	
Totals		24	195	8.1	21	0	

Practice Squad: 9/13 vs. Det, 9/20 at Cin, 9/27 at Min, 10/4 vs. Cle, 10/12 vs. Pit, 10/18 at GB, 10/25 vs. Oak, 11/1 at Bal

Regular-Season Single-game Highs

Receptions — 5 (3 times) Last: vs. Miami Dec. 20, 2015
 Receiving Yards — 47 at Kansas City Dec. 13, 2015
 Receiving Long — 21 at Kansas City Dec. 13, 2015
 Punt Returns — 6 vs. Miami Dec. 20, 2015
 Punt Return Yards — 44 vs. Miami Dec. 20, 2015
 Punt Return Long — 18 (2 times) Last: vs. Miami Dec. 20, 2015
 Kickoff Returns — 2 at Oakland Dec. 24, 2015
 Kickoff Return Yards — 44 at Oakland Dec. 24, 2015
 Kickoff Return Long — 34 at Kansas City Dec. 13, 2015



54

MELVIN INGRAM

Outside Linebacker
6-2, 247
5th NFL Season
5th with Chargers

Draft 1 - '12
South Carolina
Richmond County HS
Rockingham, N.C.

Melvin Ingram blossomed in 2015 as the former first-round pick led the team with 10.5 sacks, 19 tackles for loss, four forced fumbles and 29 quarterback hits. He became the first Chargers' player to record a double-digit sack season since 2011 and he tied for 12th in the NFL in sacks. Ingram closed out the year by recording a sack in five straight games and had nine in the Bolts' last nine games.

The 2015 season, the first in which he started all 16 games, was particularly satisfying for Ingram. His two previous seasons (2013-14) were cut short by injuries — first a knee, then a hip. To stave off the injury bug, Ingram worked with a private trainer in Miami who completely revamped his diet and oversaw an intense workout program that included heavy cardio and boxing. Ingram learned to replace fatty meats, starches and carbohydrates with proteins and vegetables and as a result, he reported to camp 20 pounds lighter than he'd been in previous seasons, along with a body-fat count that dropped to eight percent.

Based on what he'd accomplished in 2013, the Chargers were keenly aware of Ingram's limitless potential. That year, Ingram tore the anterior cruciate ligament in his left knee during an early offseason practice. A medical marvel, Ingram returned to the field in early December, just five months removed from the injury, and he helped boost the Chargers into the playoffs for the first time since 2009. The Bolts went 4-0 down the stretch with Ingram back on the field and they won their first playoff game since 2008. In that playoff victory, a wild card win in Cincinnati, Ingram was outstanding as he collected his first NFL interception and he led the team with four quarterback pressures.

Off the field, Ingram is an aspiring rap musician who in 2015 released a full-length mixtape entitled "From Nothing to Something." His favorite song

on the tape is called "Pops," which is a tribute to his late father, George Melvin Ingram, Jr., who died of a massive heart attack in 1998. It was Ingram's father who many years ago predicted that his infant son would one day play in the NFL.



Following his father's passing, Ingram's mother, Nancy raised him and his two older sisters as a single mom. At Richmond County High School in his native Rockingham, North Carolina, Ingram became a football star and three-year starter at point guard for the school's basketball team where he earned the nickname "SupaMelvin." So gifted was Ingram that he once walked out of a high school math class so he could go to the school's gym to break the hang-clean record in his school clothes. After a brief warmup, he did so with a lift of 380 pounds, five more than the previous school record. And prior to the 2006 Shrine Bowl All-Star Game featuring the top high school seniors from North and South Carolina, Ingram threw the fastest pass during a pregame carnival, posting the fastest throws with both his left and right hands. Ingram can also perform a standing back-flip, spin a football in his hand and dunk it over a crossbar, dunk a basketball with ease and throw a football more than 70 yards without taking a step.

In 2015, Ingram launched the nonprofit foundation, "Mission Possible." Its purpose is to provide inner-city and low-income children with additional educational opportunities and resources. A celebrity waiter event is the foundation's signature event. Also in 2015, Ingram joined professional skateboarder Tony Hawk, BMX Champion Alise Post and County government officials in a public service announcement designed to combat domestic violence. The spots aired on local cable channels throughout San Diego.



TRANSACTION HISTORY: First-round pick (18), April 26, 2012...signed May 11.

2015: Pressure and quarterback hit Sept. 13 vs. Detroit led to fluttered pass that was intercepted by Kyle Emanuel...**Team Captain** Sept. 20 at Cincinnati...first multi-sack game (1.5) and team-high three TFLs in 30-27 win over Cleveland Oct. 4...early in first quarter, shared eight-yard sack and after stripping Josh McCown on play, raced toward sideline and recovered fumble...1.5 sacks, three pressures and team-high three QB hits Nov. 1 at Baltimore...mid-third quarter vs. Ravens had pressures on three consecutive plays to force punt...sack and

forced fumble Nov. 9 vs. Chicago...season-high 2.5 sacks Dec. 20 vs. Miami, along with team-high four quarterback hits and forced fumble...on Miami's last possession of first half, 10-yard sack and forced fumble after huge hit on quarterback Ryan Tannehill...in third quarter, helped force three-and-out on Miami's first possession with shared 11-yard sack on 3rd-and-9, then on Dolphins' next possession helped force another three-and-out with eight-yard sack on first down...sack Jan. 3 at Denver to raise season total to 10.5...in first half vs. Broncos, hit Brock Osweiler's arm while attempting pass...ball fluttered and was intercepted and returned 39 yards by Adrian Phillips. **2014:** Led team with three

quarterback pressures, while adding three-yard tackle for loss, nine-yard sack and forced fumble in Sept. 14 win over defending Super Bowl Champion Seattle...injured hip late in game...placed on "Reserve-Injured" with designation for return, Sept. 20...returned Nov. 16 vs. Oakland...**Team Captain** had team and season-high 10 tackles, including sack and three tackles for loss, Dec. 7 vs. New England...Dec. 14 vs. Denver, had sack and forced fumble vs. Peyton Manning...sack and team-high three quarterback hits Dec. 28 at Kansas City. **2013:** "Physically Unable to Perform" Weeks 1-12 (torn left ACL)...returned Dec. 8 vs. N.Y. Giants...first start of season Dec. 22 vs. Oakland and collected sack, along with forced fumble...team-high three pressures in Dec. 29 win over Chiefs that put Bolts in playoffs...first-career interception and team-high four pressures in Jan. 5 Wild Card Playoff win at Cincinnati. **2012:** NFL debut Sept. 10 at Oakland...ended Raiders' first series with forced fumble...later played key role in aborted play that resulted in 25-yard loss, leading to punt and touchdown on ensuing possession for 10-3 lead...late in fourth quarter, onside kick recovery sealed 22-14 victory...

team-high three pressures and first-NFL sack Oct. 28 at Cleveland...first NFL start Nov. 18 at Denver...team and season-high four special teams tackles Dec. 30 vs. Oakland.

COLLEGE: First-team All-America and team captain as senior...was just third consensus All-America in school history and first since 1984...first-team All-SEC...three-time SEC Player of Week in 2011...tied school record with 10 sacks in 2011, third-most in SEC and 13th in nation...also had 15 tackles for loss, third in school history and fifth in conference...led team and ranked third in SEC with nine sacks as junior...finished career with 109 tackles, 21.5 sacks, 30.5 tackles for loss and two interceptions...were fourth-most sacks and fifth-most tackles for loss in school history...redshirted in 2008...played at South Carolina in 2007 and from 2009-11...degree in African-American studies.

PERSONAL: Born in Hamlet, North Carolina...all-conference and all-region as senior at Richmond County High in Rockingham, N.C.

Regular Season

Year	Team	G-S	Tack.-Asst.	Total	Sacks-Yds.	Int.-Yds.	Long	TD	Pass Def.	Fumbles For.-Rec.	TFL	Special Teams Tackles
2012	San Diego	16-2	18-11	29	1-6	0-0	0	0	5	2-0	5	12
2013	San Diego	4-1	5-8	13	1-0	0-0	0	0	0	1-0	2	0
2014	San Diego	9-9	25-15	40	4-31	0-0	0	0	0	2-0	7	0
2015	San Diego	16-16	65-11	76	10.5-73.5	0-0	0	0	5	4-1	19	0
Totals		45-28	113-45	158	16.5-110.5	0-0	0	0	10	9-1	33	12

Postseason

Year	Team	G-S	Tack.-Asst.	Total	Sacks-Yds.	Int.-Yds.	Long	TD	Pass Def.	Fumbles For.-Rec.	TFL	Special Teams Tackles
2013	San Diego	2-2	2-4	6	0-0	1-3	3	0	0	0-0	0	0

Regular-Season Single-game Highs

Tackles — 10 vs. New England Dec. 7, 2014
Sacks — 2.5 vs. Miami Dec. 20, 2015

Postseason Single-game Highs

Tackles — 4 at Denver Jan. 12, 2014
Interceptions — 1 at Cincinnati Jan. 5, 2014
Interception Return Yards — 3 at Cincinnati Jan. 5, 2014
Interception Return Long — 3 at Cincinnati Jan. 5, 2014

TOP 10 HOME & ROAD ATTENDANCE

Date	Opponent	Attendance	Date	Opponent	Attendance
12/28/08	Denver	69,131	12/13/09	at Dallas	90,552
09/22/08	New York Jets^	68,922	11/27/05	at Washington	84,930
11/06/11	Green Bay	68,908	10/26/08	at New Orleans*	83,226
12/20/09	Cincinnati	68,889	11/03/13	at Washington	80,115
11/15/09	Philadelphia	68,879	11/01/70	at Cleveland	80,047
11/10/13	Denver	68,847	10/15/72	at Miami	80,010
10/24/10	New England	68,836	10/09/95	at Kansas City	79,288
12/07/14	New England	68,815	12/23/12	at New York Jets	79,088
01/14/07	New England+	68,810	10/23/11	at New York Jets	79,088
10/12/08	New England	68,704	11/19/72	at Kansas City	79,011

+ AFC Divisional Playoff game

^ Monday Night Football

* at London, England (Wembley Stadium)



15

DONTRELLE INMAN

Wide Receiver
6-3, 205
3rd NFL Season
3rd with Chargers

Free Agent – '14
Virginia
Batesburg-Leesville HS
Batesburg, S.C.

One player to keep an eye on in 2016 is wide receiver Dontrelle Inman. A former import from the Canadian Football League's Toronto Argonauts, Inman more than tripled his production from 2014 to 2015. His 13.9 yards per catch average in 2015 was the highest on the team and 29th-highest in the NFL among players with at least 35 catches.



Inman enjoyed a number of memorable moments in 2015. Among them, he caught his first NFL touchdown pass in historic Lambeau Field. He was on the receiving end of the pass that put Philip Rivers over 40,000 yards for his career. And during a Christmas Eve game in Oakland, the wide receiver had to play free safety in overtime after injuries had decimated the Bolts' secondary.

Inman originally came to the NFL in 2011. He signed with Jacksonville, but due to the NFL Lockout, there was no offseason program and Inman went to training camp far behind the team's veterans. After being released, Inman caught on with the Argonauts, where he played two seasons (2012-13) and won a

Grey Cup championship in 2012. In Toronto, Inman was coached by former NFL quarterback Scott Milanovich, who was a good friend of former Chargers Offensive Coordinator Frank Reich. Looking to return to the NFL, Milanovich gave Reich a glowing recommendation and Inman joined the Chargers in 2014.

Inman earned a spot on the 2014 opening day roster after a preseason that included a 100-yard game against Dallas, highlighted by a 70-yard over-the-shoulder touchdown catch. Once the regular season rolled around however, his playing time was sporadic. Then during a late December game in San Francisco with the team's postseason hopes on the line, Inman was inserted into the lineup early in the second half of a game the Chargers trailed by 21 points. He made a fingertip catch on the first ball thrown his way and finished the night with seven catches for 79 yards. It included a 17-yard catch on a fourth-down play late in the fourth quarter that was part of a game-tying touchdown drive. The Chargers rallied to defeat the 49ers in overtime, 38-35, matching the greatest comeback in franchise history.

TRANSACTION HISTORY: Signed with Jacksonville, July 28, 2011...waived Sept. 3...signed with Chargers, Feb. 3, 2014...re-signed March 12, 2016.

2015: Took over at wide receiver for injured Malcolm Floyd Oct. 4 vs. Cleveland and racked up season-high 88 yards on three catches...included season-long 68-yard catch-and-run to Browns' one on 3rd-and-5 play that set up touchdown for 27-19 lead in eventual 30-27 victory...first NFL touchdown catch, floating one-yarder on 4th-and-goal on final play of first half Oct. 18 at Green Bay's Lambeau Field...two-yard touchdown catch on 3rd-and-goal for Bolts' first points of game in 31-25 win at Jacksonville Nov. 29...during second-quarter touchdown drive that gave Bolts 14-9 lead, had 17-yard catch on

3rd-and-4 followed by 23-yard catch that put Philip Rivers over 40,000 yards for his career...suffered neck injury at end of 15-yard catch on 3rd-and-14 play early Dec. 6 vs. Denver and did not return...inactive Dec. 13 at Kansas City...three catches for 78 yards (26.0 avg.), all on scoring drives, Dec. 20 vs. Miami...seven-yard touchdown reception among season-high eight catches for 82 yards Dec. 24 at Oakland...in overtime, pressed into duty as free safety after injuries left Chargers without enough defensive backs. **2014:** NFL debut Sept. 14 vs. Seattle...helped Chargers to 38-35 overtime win vs. San Francisco in Dec. 20 nationally-televised night game at Levi's Stadium...inserted into lineup in third quarter and responded with seven catches and 79 yards on nine targets...17-yard 4th-and-10 catch with 54 seconds left during late fourth-quarter game-tying touchdown drive...paced team with five catches, good for 79 yards, Dec. 28 at Kansas City.

CFL: Fifty catches for 803 yards (16.1 avg.) and five touchdowns for Grey Cup champions as rookie in 2012...50 catches for 739 yards and six TDs in 2013.

COLLEGE: As senior, posted second-best receiving game in school history with 239 yards against Duke...played in 45 career games, totaling 78 catches for 1,098 yards and three touchdowns...played at Virginia from 2007-10...digital art major.

THE GIVING KEYS

Inman is one of several Chargers players who have strengthened the bond inside the locker room with "The Giving Keys," specially engraved keys that are passed from teammate to teammate in times of need. Worn as necklaces, The Giving Keys are meant to inspire others through their pay-it-forward movement. Last season, Inman presented one engraved with "Strength" to running back Melvin Gordon when the rookie was going through a difficult stretch of the season.



PERSONAL: Born in Charleston, South Carolina... honorable mention all-state and AA Player of Year by

The State newspaper as junior at Batesburg-Leesville (S.C.) High School.

Regular Season		Receiving					Special Teams	
Year	Team	G-S	No.-Yds.	Avg.	Long	TD	Tackles	
2014	San Diego	7-0	12-158	13.2	28	0	1	
2015	San Diego	14-7	35-486	13.9	68	3	0	
Totals		21-7	47-644	13.7	68	3	1	

Regular-Season Single-game Highs

Receptions — 8 at Oakland Dec. 24, 2015

Receiving Yards — 88 vs. Cleveland Oct. 4, 2015

Receiving Long — 68 vs. Cleveland Oct. 4, 2015

Receiving TDs — 1 (3 times) Last: at Oakland Dec. 24, 2015

Receiving Long TD — 7t at Oakland Dec. 24, 2015

2015 Game-By-Game Receiving

Date	Opp.	No.	Yds	Avg.	Lg	TD	TDs
09/13	Det.	Inactive					
09/20	at Cin	0	0	0	0	0	0
09/27	at Min	0	0	0.0	0	0	0
10/04	Cle	3	88	29.3	68	0	0
10/12	Pit	0	0	0.0	0	0	0
10/18	at GB	3	18	6	9	1	1
10/25	Oak	2	26	13.0	17	0	0
11/01	at Bal	1	10	10.0	10	0	0

Date	Opp.	No.	Yds	Avg.	Lg	TD	TDs
11/09	Chi*	3	28	9.3	14	0	0
11/22	KC*	3	51	17	27	0	0
11/29	at Jax*	5	65	13.0	23	1	2
12/06	Den*	1	15	15.0	15	0	0
12/13	at KC	Inactive					
12/20	Mia*	3	78	26.0	31	0	0
12/24	at Oak*	8	82	10.3	20	1	7
01/03	at Den*	3	25	8.3	9	0	0
Totals		35	486	13.9	68	3	

2014 Game-By-Game Receiving

Date	Opp.	No.	Yds	Avg.	Lg	TD	TDs
12/20	at SF	7	79	11.3	19	0	0
12/28	at KC	5	79	15.8	28	0	0
Totals		12	158	13.2	28	0	0
Inactive: 9/8 at Ari, 9/21 at Buf, 10/5 vs. NYJ, 10/19 vs. KC, 11/16 vs. Oak, 11/23 vs. STL, 11/30 at Bal, 12/7 vs. NE, 12/14 vs. Den — No Catches: 9/14 vs. Sea, 9/28 vs. Jax, 10/12 at Oak, 10/23 at Den, 11/2 at Mia							
* Denotes starter							



11

STEVIE JOHNSON

Wide Receiver
6-2, 207
9th NFL Season
2nd with Chargers

Free Agent - '15
Kentucky
Rodriguez HS
Fairfield, Calif.

A seventh-round pick of the Buffalo Bills in 2008, Stevie Johnson spent six seasons in Buffalo (2008-13) and a seventh (2014) with the San Francisco 49ers before joining the Chargers in 2015. The three-time 1,000-yard receiver fought through hamstring and groin injuries during his first year in San Diego that limited him to just 10 games and eight starts. Johnson finished fourth on the team with 45 receptions for 497 yards and three scores in his first year working with quarterback Phillip Rivers.

In Buffalo, Johnson became the first player in Bills history to record three-straight 1,000-yard seasons.

Johnson spent many of his formative years living in the Bayview-Hunters Point neighborhood in San Francisco. It was an area rife with gangs, drugs and an extremely high homicide rate. His mother Rhonda and stepfather Andre "Herm" Lewis kept Johnson active in sports and it helped him to steer clear of trouble. When Johnson was a teenager, the family left the city and moved to nearby Fairfield where he attended Rodriguez High School, the same school that produced Jason Verrett, the Chargers' first-round pick in the 2014 NFL Draft. When Johnson attended Rodriguez, however, the school didn't have a football team and it didn't field one until his junior year in 2003. Undeterred, Johnson began playing immediately and as one of the team's best athletes, he played all over the field. One position he didn't play though was wide receiver. Then late during his senior year, Johnson attended a football camp at Stanford University and coaches placed him in a group with defensive backs. Johnson felt over-matched against the wide receiver,

so he quietly switched sides and began working out with them instead of against them. Coaches were impressed by his talents as a wide receiver and it gave Johnson a ticket first to Chabot College in Hayward, Calif., and then to the University of Kentucky, which plays in the ultra-competitive SEC.

Johnson has long considered himself to be unique and he's done many things throughout his life that some might consider unconventional.

In high school, he showed up at the senior prom with an LED panel attached to his tuxedo that flashed his nickname "Stevie Styles" in bright lights. His date that night was a woman he went on to marry in 2006, wife Britney.

When Johnson arrived at the University of Kentucky, most of the Wildcats' wide receivers wore numbers in the 80s, Johnson selected 13. He wore the number as well early in his NFL career, reasoning that if you connected the 1 and the 3 it would form a B, his affectionate nickname for his wife.

Johnson's body is covered in tattoos, all with significant meaning. The most significant one is a tribute to his mom, who died in her sleep in December 2014.

Johnson supports of PETA (People for the Ethical Treatment of Animals). Among his many tattoos are several supporting the organization's "Ink Not Mink" anti-fur platform.

Johnson's father, Steve, Sr., and his stepfather both played an important role in his life. His stepfather is now an executive in the music industry, but he didn't always walk the straight-and-narrow path. Lewis spent time locked up earlier in his adolescence, but



Stevie Johnson, cont.

he turned his life around and became a community activist in addition to his career as a rap producer. Johnson's cousin is rapper Ya Boy and Johnson himself has dabbled in the music game, recording a rap song himself with rap artist The Game.



Johnson and Britney have two daughters, Miyah and Mia Bella, and a son, Armani.

Johnson's second cousin is two-time NBA Defensive Player of the Year, Kawhi Leonard of the San Antonio Spurs. Leonard played collegiately at San Diego State and he was the MVP of the 2014 NBA Finals.



TRANSACTION HISTORY: Seventh-round pick (224) by Buffalo April 27, 2008...signed with Bills July 8...re-signed with Bills, March 5, 2012...traded to San Francisco, May 9, 2014...released March 12, 2015...signed three-year contract with Chargers, March 19.

2015: Twelve-yard touchdown catch to get Chargers within 21-20 in third quarter Sept. 13 vs. Detroit...late in fourth quarter, during key game-clinching touchdown drive, had 34-yard catch and 14-yarder to Lions' one...Oct. 4 vs. Cleveland, left game early in third quarter with hamstring injury...inactive Oct. 12 vs. Pittsburgh and Oct. 18 at Green Bay (hamstring)...team-high seven catches Nov. 9 vs. Chicago, including three third-down catches for first downs on scoring drives...team-high seven catches and 92 yards, including five-yard TD catch in fourth quarter for final points in 31-25 win at Jacksonville Nov. 29...injured groin Dec. 6 vs. Denver...inactive Dec. 13 at Kansas City, Dec. 20 vs. Miami, Dec. 24 at Oakland and Jan. 3 at Denver. **2014:** Season-high 103 yards Sept. 21 at Arizona...went over 4,000 yards for career on 12-yard touchdown catch in Sept. 28 win against Philadelphia. **2013:** Season-high eight catches and 111 yards with touchdown in Sept. 15 win over Carolina. **2012:** Started season with touchdown catches in first three games Sept. 9 at New York Jets, Sept. 16 at Kansas City and Sept. 23 at Cleveland...season-high eight catches and 115 yards along with touchdown Dec. 16 at Seattle...111 yards in Week 17 win against Jets Dec. 30. **2011:** Touchdowns in first three games, all Bills wins, Sept. 11 at Chiefs, Sept.

18 vs. Oakland and Sept. 25 against New England...four catches for 116 yards (29.0 avg.) with long of 53 Dec. 11 at Chargers...season-long 55-yard catch Dec. 24 vs. Denver. **2010:** Five straight games with touchdown catch from Sept. 26 vs. New England thru Oct. 31 at Kansas City, including first-career multi-touchdown game Oct. 10 vs. Jacksonville and season-high 158-yard game Oct. 24 at Baltimore...11 catches good for 145 yards Nov. 7 vs. Chicago...137 yards and career-best three TDs in Nov. 21 win at Cincinnati. **2009:** Lone catches Nov. 1 vs. Houston and Nov. 15 at Tennessee. **2008:** NFL debut Oct. 5 at Arizona...first career touchdown catches Dec. 14 at Jets and Dec. 21 at Denver.

COLLEGE: First-team All-SEC by *College Football News* as senior in 2007...totaled 73 catches for 1,211 yards and 14 touchdowns in two seasons (2006-07) at Kentucky...team-high 13 touchdowns and second in SEC with 80.8 yard per game average as senior...haul included game-winning seven-yard touchdown catch in triple overtime against No. 1 ranked LSU...first-team All-Golden Gate Conference and second-team All-America as sophomore in 2006 and second-team all-conference as freshman in 2005 at Chabot College...caught 105 passes for 1,667 yards and 18 touchdowns at Chabot...sociology major.

PERSONAL: Born in San Francisco, California...all-state and all-conference at Rodriguez High in Fairfield, Calif....second-team all-conference basketball...MVP of 2005 East-West Shrine Game.

Regular Season		Receiving					Rushing				
Year	Team	G-S	No.-Yds.	Avg.	Long	TD	No.-Yds.	Avg.	Long	TD	
2008	Buffalo	10-1	10-102	10.2	21	2	1-6	6.0	6	0	
2009	Buffalo	5-0	2-10	5.0	5	0	0-0	0.0	0	0	
2010	Buffalo	16-13	82-1,073	13.1	45	10	0-0	0.0	0	0	
2011	Buffalo	16-16	76-1,004	13.2	55	7	0-0	0.0	0	0	
2012	Buffalo	16-16	79-1,046	13.2	63	6	0-0	0.0	0	0	
2013	Buffalo	12-12	52-597	11.5	45	3	1-10	10.0	10	0	
2014	San Francisco	13-1	35-435	12.4	32	3	0-0	0.0	0	0	
2015	San Diego	10-8	45-497	11.0	34	3	0-0	0.0	0	0	
Totals		98-67	381-4,764	12.5	63	34	2-16	8.0	10	0	

Regular-Season Single-game Highs

- Receptions — 11 vs. Chicago Nov. 7, 2010
- Receiving Yards — 158 at Baltimore Oct. 24, 2010
- Receiving Long — 63 at Indianapolis Nov. 25, 2012
- Receiving TDs — 3 at Cincinnati Nov. 21, 2010
- Receiving Long TD — 49 vs. K.C. Sept. 16, 2012

2015 Game-By-Game Receiving

Date	Opp.	No.	Yds	Avg.	Lg	TD	TDs
09/13	Det*	6	82	13.7	34	1	12
09/20	at Cin*	5	45	9	15	1	10
09/27	at Min	3	46	15.3	30	0	0
10/04	Cle*	4	32	8	13	0	0
10/12	Pit	Inactive					
10/18	at GB	Inactive					
10/25	Oak*	4	50	12.5	23	0	0
11/01	at Bal*	2	28	14	23	0	0
11/09	Chi*	7	68	9.7	16	0	0
11/22	KC	7	54	7.7	13	0	0
11/29	at Jax*	7	92	13.1	25	1	5
12/06	Den*	0	0	0	0	0	0
12/13	at KC	Inactive					
12/20	Mia	Inactive					
12/24	at Oak	Inactive					
01/03	at Den	Inactive					
Totals	45	497	11.0	34	3		

2014 Game-By-Game Receiving

Date	Opp.	No.	Yds	Avg.	Lg	TD	TDs
09/07	at Dal	2	33	16.5	21	0	0
09/14	Chi	2	26	13.0	20	0	0
09/21	at Arz	9	103	11.4	32	0	0
09/28	Phi	1	12	12.0	12t	1	12
10/05	KC	1	9	9.0	9t	1	9
10/13	at STL	5	53	10.6	20	0	0
10/19	at Den*	5	79	15.8	31	1	4
11/02	STL	3	41	13.7	25	0	0
11/09	at NO	3	43	14.3	20	0	0
11/16	at NYG	1	8	8.0	8	0	0
11/23	Was	0	0	0.0	0	0	0
11/27	Sea	3	28	9.3	13	0	0
12/07	at Oak	0	0	0.0	0	0	0
12/14	at Sea	Inactive					
12/20	SD	Inactive					
12/28	Arz	Inactive					
Totals	35	435	12.4	32	3		

2013 Game-By-Game Receiving

Date	Opp.	No.	Yds	Avg.	Lg	TD	TDs
09/08	NE*	3	39	13.0	18t	1	18
09/15	Car*	8	111	13.9	45	1	2
09/22	at NYJ*	6	86	14.3	23	0	0
09/29	Bal*	1	-1	-1.0	-1	0	0
10/03	at Cle*	2	19	9.5	13	0	0
10/13	Cin	Inactive					
10/20	at Mia*	6	61	10.2	17	0	0
10/27	at NO*	7	72	10.3	17	1	13

Date	Opp.	No.	Yds	Avg.	Lg	TD	TDs
11/03	KC*	5	36	7.2	13	0	0
11/10	at Pitt*	3	48	16.0	23	0	0
11/17	NYJ	Inactive					
12/01	Atl*	5	55	11.0	15	0	0
12/08	at TB*	5	67	13.4	33	0	0
12/15	at Jax*	1	4	4.0	4	0	0
12/22	Mia	Inactive					
12/29	at NE	Inactive					
Totals	52	597	11.5	45	3		

2012 Game-By-Game Receiving

Date	Opp.	No.	Yds	Avg.	Lg	TD	TDs
09/09	at NYJ*	4	55	13.8	29t	1	29
09/16	KC*	2	56	28.0	49t	1	49
09/23	at Cle*	7	61	8.7	18	1	9
09/30	NE*	2	23	11.5	16	0	0
10/07	at SF*	6	39	6.5	14	0	0
10/14	at Ari*	6	82	13.7	23	0	0
10/21	Ten*	5	71	14.2	27t	1	27
11/04	at Hou*	3	29	9.7	14	0	0
11/11	at NE*	6	86	14.3	21	0	0
11/15	Mia*	6	79	13.2	16	0	0
11/25	at Ind*	6	106	17.7	63	0	0
12/02	Jax*	2	18	9.0	13t	1	13
12/09	STL*	6	71	11.8	34	0	0
12/16	Sea*	8	115	14.4	25	1	20
12/23	at Mia*	4	44	11.0	15	0	0
12/30	NYJ*	6	111	18.5	37	0	0
Totals	79	1,046	13.2	63	6		

2011 Game-By-Game Receiving

Date	Opp.	No.	Yds	Avg.	Lg	TD	TDs
09/11	at KC*	4	66	16.5	27t	1	27
09/18	Oak*	8	96	12.0	19	1	7
09/25	NE*	8	94	11.8	33	1	11
10/02	at Cin*	4	58	14.5	44	0	0
10/09	Phi*	4	29	7.3	12	0	0
10/16	at NYG*	5	39	7.8	12	1	9
10/30	Was*	6	57	9.5	17	0	0
11/06	NYJ*	3	84	28.0	52	0	0
11/13	at Dal*	2	8	4.0	6	0	0
11/20	at Mia*	2	16	8.0	10	0	0
11/27	at NYJ*	8	75	9.4	16	1	5
12/04	Ten*	5	52	10.4	22	1	2
12/11	at SD*	4	116	29.0	53	0	0
12/18	Mia*	5	82	16.4	22	0	0
12/24	Den*	4	92	23.0	55	0	0
01/01	at NE*	4	40	10.0	18t	1	18
Totals	76	1,004	13.2	55	7		

2010 Game-By-Game Receiving

Date	Opp.	No.	Yds	Avg.	Lg	TD	TDs
09/12	Mia*	3	40	13.3	19	0	0
09/19	at GB	3	31	10.3	15	0	0
09/26	at NE*	3	66	22.0	37t	1	37
10/03	NYJ	3	31	10.3	13t	1	13
10/10	Jax	5	46	9.2	15	2	5
10/24	at Bal*	8	158	19.8	43	1	33
10/31	at KC*	5	37	7.4	12	1	4
11/07	Chi*	11	145	13.2	45	0	0
11/14	Det*	3	37	12.3	19	0	0
11/21	at Cin*	8	137	17.1	36	3	28,11,32
11/28	Pit*	7	68	9.7	18	0	0
12/05	at Min*	2	36	18.0	28	0	0
12/12	Cle*	5	42	8.4	20	0	0
12/19	at Mia*	6	69	11.5	18	1	15
12/26	NE*	5	58	11.6	16	0	0
01/02	at NYJ*	5	72	14.4	33	0	0
Totals	82	1,073	13.1	45	10		

2009 Game-By-Game Receiving

Date	Opp.	No.	Yds	Avg.	Lg	TD	TDs
10/18	at NYJ	0	0	0.0	0	0	0
10/25	at Car	0	0	0.0	0	0	0
11/01	Hou	1	5	5.0	5	0	0
11/15	at Ten	1	5	5.0	5	0	0
12/27	at Atl	0	0	0.0	0	0	0
Totals	2	10	5.0	5	0		

Inactive: (9/7 vs. Sea, 9/14 at Jax, 9/21 vs. Oak, 10/19 vs. SD, 10/26 at Mia)
 Did Not Play: (9/28 at STL)
 * Denotes starter
 + Denotes postseason game

2008 Game-By-Game Receiving

Date	Opp.	No.	Yds	Avg.	Lg	TD	TDs
10/05	at Arz	1	8	8.0	8	0	0
11/02	NYJ	1	8	8.0	8	0	0
11/09	at NE	1	15	15.0	15	0	0
11/17	Cle*	3	41	13.7	21	0	0
11/23	at KC	0	0	-	-	0	0
11/30	SF	0	0	-	-	0	0
12/07	Mia	1	14	14.0	14	0	0
12/14	at NYJ	2	13	6.5	11	1	2
12/21	at Den	1	3	3.0	3t	1	3
12/28	NE	0	0	-	-	0	0
Totals	10	102	10.2	21	2		

Inactive: (9/7 vs. Sea, 9/14 at Jax, 9/21 vs. Oak, 10/19 vs. SD, 10/26 at Mia)
 Did Not Play: (9/28 at STL)
 * Denotes starter
 + Denotes postseason game

REGULAR-SEASON SEAT SALES AND ATTENDANCE

Season Seat		Average	Total	Season Seat		Average	Total	Season Seat		Average	Total
Year	Sales	Att.	Att.	Year	Sales	Att.	Att.	Year	Sales	Att.	Att.
1960	n/a	15,665	109,656	1979	43,600	50,841	406,725	1998	51,500	59,590	476,718
1961	9,138	27,859	195,014	1980	49,675	51,191	409,530	1999	46,000 [^]	59,625	476,999
1962	10,104	21,987	153,908	1981	49,675	51,458	411,661	2000	43,000 [^]	54,182	433,459
1963	8,828	27,356	191,491	1982	49,675	50,062	200,248	2001	46,000 [^]	59,356	474,844
1964	10,492	24,237	169,656	1983	49,675	46,243	369,944	2002	45,000 [^]	61,872	494,973
1965	11,309	28,915	202,402	1984	56,600	51,136	409,085	2003*	45,000 [^]	59,879	419,151
1966	16,316	26,531	185,712	1985	51,300	51,953	415,626	2004	45,000 [^]	60,683	485,462
1967	24,301	39,616	277,311	1986	49,014	51,826	414,611	2005	51,000 [^]	66,240	529,916
1968	22,301	43,313	303,188	1987	48,114	53,097	371,676	2006	56,821 [^]	66,379	531,031
1969	23,904	46,311	324,178	1988	40,328	43,425	347,400	2007	63,000 [^]	65,502	524,019
1970	27,940	45,078	315,549	1989	38,124	47,054	376,434	2008	60,500 [^]	68,138	545,107
1971	30,045	49,647	347,530	1990	40,026	49,134	393,071	2009	53,500 [^]	67,543	540,345
1972	37,144	52,271	366,035	1991	38,217	48,293	386,341	2010	51,600 [^]	65,530	524,241
1973	40,341	43,726	306,079	1992	36,040	46,966	375,725	2011	48,700 [^]	65,393	523,143
1974	30,174	36,876	258,135	1993	47,550	59,447	475,578	2012	46,000 [^]	59,965	479,716
1975	22,926	32,959	230,714	1994	44,442	59,980	479,842	2013	46,000 [^]	64,205	513,641
1976	20,467	37,106	259,739	1995	51,500	58,697	469,575	2014	50,100 [^]	65,435	523,547
1977	21,847	43,975	307,826	1996	52,500	57,544	460,355	2015	56,100 [^]	66,773	534,180
1978	32,186	47,328	378,623	1997	48,447	58,238	465,906				

*Based on seven home games in 2003. Oct. 5 game was moved to Arizona's Sun Devil Stadium due to San Diego wildfires.

[^]Based on season-ticket equivalent



2

JOSH LAMBO

Kicker
6-0, 215
2nd NFL Season
2nd with Chargers

Free Agent - '15
Texas A&M
Middleton HS
Middleton, Wis.

The Chargers took a calculated gamble with their placekicking duties in 2015, but that risk paid huge dividends as Josh Lambo became one of the NFL's top kickers.

In August, the Chargers cut ties with veteran Nick Novak, the second-most accurate kicker in franchise history, and they handed the job to Lambo, a 24-year-old undrafted rookie from Texas A&M. Lambo's leg strength wowed the Chargers brass, as did a 53-yard field goal in the preseason and later a 47-yarder as time expired to give the Chargers a 22-19 preseason win.

From there, Lambo simply went on to become the top rookie kicker in the NFL and an All-Rookie selection in 2015. He scored a rookie-leading 106 points, making 26 of 32 field goals (81.3 pct.) and 28 of 32 PATs (87.5). He made 19 of his last 23 field goal attempts to close out the season and went 15 of 22 on the season from beyond 40 yards, with a long of 54. Lambo's only misses last season were from 42, 47, 48 (three times) and 60 yards. He made seven of his eight field goal attempts in the fourth quarter, including a 54-yarder for a 20-17 lead over Pittsburgh with 2:56 left on Oct. 12, a game-tying 49-yarder to tie the game at 26-26 with 2:27 remaining on Nov. 1 in Baltimore, and a game-tying 47-yarder with 1:00 left in the fourth quarter Dec. 24 at Oakland.

Lambo's 106 points tied for second in franchise history by a rookie and he recorded a team-record 41 touchbacks on 73 kickoffs, second in the NFL in 2015 among rookies.

Lambo wasn't like most of the other undrafted rookies when he originally signed with the team in May. Even though he'd come to the Chargers from Texas A&M, Lambo had been a professional international soccer player in his late teens. At the age of 14, Lambo was one of the United States' top young goalkeeping prospects. He was invited to leave home and train with the U.S. National Team in Bradenton, Florida. Within a year, Lambo had joined Everton

FC of European soccer's Premier League as a trialist where he trained alongside long-time U.S. Soccer star Tim Howard. That experience helped Lambo land a spot on the United States' Under-17 and later Under-20 Teams that would both play for the World Cup.



In 2008, Lambo was the No. 8 overall pick in Major League Soccer's (MLS) draft by FC Dallas. As fate would have it, that would be the beginning of the end of Lambo's career on the pitch. Over the course of the next four years, Lambo dealt with a broken jaw, minimal playing time and several coaching changes that all but ended his future in both the MLS and with Team U.S. Soccer.

After being waived by the MLS in 2012, Lambo returned to Wisconsin to ponder his future. Encouraged by his mom, Irene, who suggested he finish college and try his hand at placekicking, Lambo sought assistance from former University of Wisconsin kicker Tyler Mehlhaff, who also had kicked for the NFL's New Orleans Saints. Lambo's older brother, Zack, had played soccer at Wisconsin at the same time Mehlhaff kicked for the Badgers and he helped put them in touch. Mehlhaff helped Lambo refine his kicking swing and within a matter of months, Lambo enrolled at Texas A&M where he walked onto the football team.

Lambo played sparingly for the Aggies in 2012, but he won the placekicking job in College Station in 2013 and over the course of the 2013-14 seasons, he hit kicks at an astonishing rate, converting 21 of 25 field goals with a long of 50 and 109 of 110 point after tries. One of those made field goals was a 33-yarder as time expired to give Texas A&M a 41-38 win over Mississippi in 2013 for the Aggies' first walk-off victory in more than two decades.

Lambo and Mehlhaff have remained friends and the two still train together when Lambo finds himself back home in Wisconsin.

TRANSACTION HISTORY: Signed with Chargers May 12, 2015.

2015: Pro Football Writers of America, Mel Kiper and Pro Football Journal All-Rookie...NFL debut

NFL PUNT, PASS & KICK

In 2000, a 10-year-old Josh Lambo won the NFL's national Punt, Pass and Kick finals before a Pittsburgh Steelers home game at Heinz Field. Lambo, who was born in Lansing, Michigan, lived for a time in Chicago and he won the League's PPK title representing the Bears.



TAKING A STAND

In February, Lambo and teammate Jerry Attaochu joined the San Diego District Attorney's Office, the San Diego Domestic Violence Council and the Strong Hearted Native Women's Coalition to fight teen domestic violence through the "Now is the Time" outreach campaign.



Sept. 13 vs. Detroit...four touchbacks and 2-for-2 on field goal tries vs. Lions...first NFL game-winning FG (34 yards) with no time on clock for 30-27 win over Cleveland Oct. 4...missed 39-yard attempt wide right, but Browns were flagged for being offside and subsequent 34-yard attempt split uprights...also hit from 46 and 45 in game to go along with three touchbacks and team-high two special teams tackles...with 2:56 left in fourth quarter of first Monday Night Football game Oct. 12 vs. Pittsburgh, hit team rookie record 54-yard field goal for 20-17 lead...also tied for third-longest field goal in franchise history...extended streak of made field goals to eight with 42 and 49 yarders Nov. 1 at Baltimore...49-yarder tied game at 26-26 with 2:27 left in fourth quarter...52-yard field goal for Bolts' only points Nov. 22 vs. Kansas City...had all six kickoffs go for touchbacks during 31-25 win at Jacksonville Nov. 29...first-quarter 48-yard miss Dec. 6 vs. Denver snapped streak of 12-straight made field goals... bounced back and converted 51-yarder in second quarter...21st-career made field goal Dec. 13 at Kansas City to tie Wade Richey and Vince Abbott

for 10th in team history...game-tying 45-yard field goal with 1:00 left in fourth quarter Dec. 24 at Oakland...in Jan. 3 season finale at Denver, hit field goal tries from 50 and 42, as well as point after try from 38 due to penalty, and all five kick-offs vs. Broncos went for touchbacks.

COLLEGE: Second-team All-SEC and Capital One Academic All-District as senior in 2014...converted 84.0 percent of field goal tries (21 of 25) to become most accurate kicker in school history...hit 111 of 112 career point after tries...game ball after kicking game-winning 33-yard field goal as time expired in 2013 win over Ole Miss...named to 2013 SEC Fall Academic Honor Roll...began career at Collin College...played at Texas A&M from 2012-14...agricultural leadership and renewable natural resources degree.

PERSONAL: Born in Lansing, Michigan...began prep career at Middleton (Wis.) High before moving to Edison Academic Center in Bradenton, Florida.

Regular Season - Kicking

Year	Team	G-5	PAT-Att.	Pct.	FG-Att.	Pct.	Long	Pts	1-19	20-29	30-39	40-49	50+ Tackles
2015	San Diego	16-0	28-32	.875	26-32	.813	54	106	0-0	4-4	7-7	11-16	4-5 3

Regular-Season Single-game Highs

- Points — 12 vs. Cleveland Oct. 4, 2015
- Field Goals — 3 vs. Cleveland Oct. 4, 2015
- Field Goal Attempts — 3 (4 times) Last: at Oakland Dec. 24, 2015
- Long — 54 vs. Pittsburgh Oct. 12, 2015
- Longest Attempt — 60 vs. Pittsburgh Oct. 12, 2015
- PATs — 4 at Jacksonville Nov. 29, 2015
- PAT Attempts — 4 (3 times) Last: vs. Miami Dec. 20, 2015

2015 Game-By-Game PAT

Date	Opp.	PAT			FG			LG	PTS	Yardages
		M	A	BK	M	A	BK			
09/13	Det	3	4	0	2	2	0	32	9	32G,25G
09/20	at Cin	1	1	0	2	3	0	40	7	40G,32G,47N
09/27	at Min	2	2	0	0	0	0	--	2	
10/04	Cle	3	3	0	3	3	0	46	12	46G,45G,34G
10/12	Pit	2	2	0	2	3	0	54	8	60N,40G,54G
10/18	at GB	2	2	0	2	2	0	36	8	36G,32G
10/25	Oak	1	1	0	2	2	0	44	7	40G,44G
11/01	at Bal	2	3	1	2	2	0	49	8	42G,49G
11/09	Chi	1	2	0	2	2	0	31	7	31G,22G

Date	Opp.	PAT			FG			LG	PTS	Yardages
		M	A	BK	M	A	BK			
11/22	KC	0	0	0	1	1	0	52	3	52G
11/29	at Jax	7	7	0	1	1	0	28	7	28G
12/06	Den	0	0	0	1	2	0	51	3	48N,51G
12/13	at KC	0	0	0	1	2	0	30	3	42N,30G
12/20	Mia	3	4	0	1	2	0	28	6	28G,48N
12/24	at Oak	2	2	0	2	3	0	47	8	47G,48N,45G
01/03	at Den	2	2	0	2	2	0	50	8	50G,42G
	Totals	28	32	1	26	32	0	54	106	

CHARGERS' 10 LARGEST MARGINS OF VICTORY

Date	Opponent	Score	Margin
Nov. 2, 1963	at New York Jets	53-7	+46
Sept. 17, 1961	Oakland	44-0	+44
Jan. 5, 1964	Boston*	51-10	+41
Dec. 14, 1969	Buffalo	45-6	+39
Oct. 7, 2007	at Denver	41-3	+38
Nov. 20, 2005	Buffalo	48-10	+38
Dec. 22, 1963	Denver	58-20	+38
Dec. 16, 2007	Detroit	51-14	+37
Oct. 19, 1980	New York Giants	44-7	+37
Oct. 29, 1961	Denver	37-0	+37

* AFL Championship



98

SEAN LISSEMORE

Nose Tackle
6-3, 303
7th NFL Season
4th with Chargers

Trade (Dallas) – '13
William & Mary, Va.
Dumont HS
Dumont, N.J.

Lissimore has been a solid contributor for the Chargers since coming over from Dallas in a trade in September 2013. As a nose tackle in the team's 3-4 defense, Lissimore is often tasked with occupying multiple blockers across the line of scrimmage, freeing up those around him to make game-changing plays.

A native of Dumont, New Jersey, Lissimore grew up a fan of the New York Giants. Lawrence Taylor was his favorite player and Lissimore wore Taylor's No. 56 through junior high and high school. A state medalist as a 215-pound wrestler, Lissimore also was one of the area's top throwers and sprinters, and he played saxophone in the school band. Lissimore could have attended college on a wrestling scholarship, but he decided to pursue his dream of playing in the NFL and attended William & Mary.

Lissimore still maintains close ties to his hometown. For the last several years, he's returned home to host a free football camp for kids 6-and-older in Dumont. A number of athletes and coaches volunteer their time, including former Indianapolis Colts and Giants' safety David Caldwell, who played with Lissimore at William & Mary.

There is a long history of military and civil service in Lissimore's family. Both of his grandfathers served in the Army and fought in World War II. His maternal grandfather fought in France, while his paternal grandfather, who also served in the Korean War, fought in the Pacific theater. Lissimore coincidentally was born on Sept. 11 and his dad, William Lissimore, a telecommunications specialist,



happened to be working in Manhattan on the day of the 9-11 terrorist attacks in 2001. Inspired, like many Americans were after that fateful day, the elder Lissimore offered his services to help the military set up their telecommunications at "Ground Zero," and he later became a volunteer fireman with the Dumont Fire Department.

Besides serving his country, Lissimore's grandfather on his mother's side played semi-pro basketball in Pennsylvania.

In April 2015, Lissimore was invited to participate in the NFL's Business Management and Entrepreneurial Program at the San Francisco campus of the Wharton School from the University of Pennsylvania. A total of 32 current and former NFL players were invited to participate in the program, which covered topics including financing, operations and business development.

In July 2015, Lissimore tied the knot with the former Chelsea Niles, his longtime girlfriend from college. The couple wed on July 4 in Williamsburg, Virginia.

Lissimore's hobbies include boating, fishing and drag racing. He grew up watching drag racing with his father at Raceway Park in Englishtown, New Jersey. This April, Lissimore and Chelsea were invited to the 2016 Denso Spark Plugs NHRA Nationals at the Las Vegas Motor Speedway, where they had an opportunity to spend some time in the racing pits and meet some of NHRA's top drivers.



TRANSACTION HISTORY: Seventh-round pick (234) by Dallas, April 24, 2010...signed July 20...traded to Chargers for 2015 conditional seventh-round pick, Sept. 1, 2013.

2015: Matched season high (Sept. 20 at Cincinnati) and led defensive line with four stops Nov. 9 vs. Chicago...left Kansas City game Nov. 22 with concussion...inactive Dec. 13 at Kansas City and Dec. 20 vs. Miami (shoulder)...placed on "Reserve-Injured" list Dec. 28. **2014:** Eight-yard sack in 31-0 win over New York Jets Oct. 5...injured quad Nov. 2 at Miami...inactive Nov. 16 vs. Oakland...huge play to blow up 3rd-and-1 for no gain and cap off three-and-out on opening series of third quarter in Nov. 23 win over St. Louis...Chargers answered with touchdown on ensuing possession for 13-10 lead...fumble recovery in overtime led to game-winning field goal drive in Dec. 20 win at San Francisco. **2013:** First-career touchdown after intercepting deflected pass in end

zone Nov. 3 in Washington...sacks Oct. 6 in Oakland and Nov. 17 at Miami...inactive for both playoff games (shoulder). **2012:** Season-high nine tackles at Seattle Sept. 16...first NFL start Sept. 23 vs. Tampa Bay...injured ankle Oct. 14 at Baltimore and inactive next six games...sack Dec. 16 vs. Pittsburgh. **2011:** Returned kickoff 38 yards Oct. 2 vs. Detroit...first NFL sack Dec. 4 at Arizona and second Dec. 17 at Tampa Bay. **2010:** NFL debut Oct. 31 vs. Jacksonville with three tackles and half-sack...injured ankle Nov. 7 at Green Bay...inactive next three games and placed on "Reserve-Injured" Dec. 4.

COLLEGE: All-America by College Sporting News and Sports Network, first-team All-Colonial Athletic Association and team captain as senior...played in 43 career games with 35 starts and collected 193 tackles, 13.5 sacks, 28 tackles for loss and three interceptions...redshirted in 2005...played at William & Mary from 2006-09...kinesiology major.

PERSONAL: All-league, All-North Jersey Group 2 and honorable mention all-county as senior at Dumont (N.J.) High School...invited to play in Governor's Bowl and Bergen All-Star Game...all-league track performer

in 100 and 200 meters and shot put...also all-league and state medalist as 215-pound wrestler...played saxophone in school's jazz band.

Regular Season												Special Teams	
Year	Team	G-S	Tack.-Asst.	Total	Sacks-Yds.	Int.-Yds.	Long	TD	Pass Def.	Fumbles For.-Rec.	TFL	Tackles	
2010	Dallas	2-0	2-1	3	0.5-7	0-0	0	0	0	0-0	1	0	
2011	Dallas	16-0	18-21	39	2-12	0-0	0	0	1	0-0	4	0	
2012	Dallas	10-6	21-22	43	1-8	0-0	0	0	0	0-0	1	0	
2013	San Diego	15-2	21-10	31	2-15	1-0	0t	1	0	0-0	5	0	
2014	San Diego	15-8	22-10	32	1-8	0-0	0	0	0	0-1	2	0	
2015	San Diego	11-5	11-6	17	0-0	0-0	0	0	0	0-0	0	0	
Totals		69-21	95-70	165	6.5-50	1-0	0t	1	1	0-1	13	0	

Regular-Season Single-game Highs

Tackles — 9 at Seattle Sept. 16, 2012
 Sacks — 1 (6 times) Last: vs. New York Jets Oct. 5, 2014
 Interceptions — 1 at Washington Nov. 3, 2013



94

COREY LIUGET

Defensive Tackle
6-2, 300
6th NFL Season
6th with Chargers

Draft 1 – '11
Illinois
Hialeah HS
Miami, Fla.

Defensive tackle Corey Liuget is anxious to return to the field after an injury-shortened 2015 campaign.

One of the NFL's top interior linemen, Liuget signed a multi-year contract extension through 2020 in June 2015. A couple months later, teammates voted him a team captain for the first time in his career. The accolades followed a 2014 campaign in which Liuget led the defensive line in tackles, while leading the team in sacks, tackles for loss and quarterback pressures. He also tied for the team lead in forced fumbles, ranked second in quarterback hits, and scored his first touchdown during a December game in San Francisco.

In 2015, Liuget started the first eight games before he was slowed by a foot injury that hit during an early-Nov. game in Baltimore. Liuget missed a game, then returned to start three more, but on Dec. 12 the Chargers opted to place him on the "Reserve-Injured" list, giving him a head start on being ready for 2016.

The Chargers' first-round pick in 2011, Liuget was San Diego's Defensive Player of the Year in 2012. In

2013, he led the team in sacks, tackles for loss, quarterback pressures and quarterback hits. He played some of his best football down the stretch in helping the Chargers reach the playoffs for the first time since 2009. He collected six of his team-leading 10 tackles for loss in the last six games and in the Chargers' Wild Card Playoff win in Cincinnati, he led the line in tackles, while also contributing a sack, a tackle for loss, a pass defended and a quarterback hit.

Liuget's rise on the field is impressive when considering the obstacles he faced early in his career. After being drafted in 2011, the NFL lockout wiped out what would have been Liuget's first offseason with the team. After the lockout ended and the season rolled around, injuries took a toll on the Chargers' defensive line and Liuget was pressed into immediate duty. He played in 15 games and made 13 starts. However by season's end, his weight had ballooned to more than 325 pounds, due in large part to an extended visit from his mom, Lorene, and her home cooking. Rather than continuing to pack on pounds, Liuget made a decision to travel back to Florida where he could train at his alma mater, Miami's Hialeah High School. The move paid dividends as Liuget lowered his weight to 300 pounds and it set the wheels in motion for a breakthrough 2012 season in which he led San Diego's defensive line in sacks, tackles, tackles for loss and passes defended.

Work ethic is one trait that was drilled into Liuget at an early age. His father, DeJa, was killed while visiting Corey's grandmother in Haiti in 1993. It left Lorene to raise Corey and his four older brothers and sisters as a single parent in Miami's Liberty Square housing projects, also known as the Pork 'n' Beans

Continued next page

THE GRADUATE

In May 2016, Liuget received his degree in sociology from the University of Illinois. Despite leaving school early to enter the 2011 NFL Draft, Liuget followed through on a promise he'd made to his mom, Lorene, and he attended classes at Illinois each offseason to rack up the credits necessary to earn his diploma. On May 15, 2016, Liuget walked with classmates at the Fighting Illini's graduation ceremonies and received his diploma.



public housing projects. When her kids were young, Lorene enlisted their help to make ends meet. She would boil peanuts, and make candy apples, conch fritters and sweet potato pies, which Corey and his brothers and sisters would sell. It taught all of the Liuget kids about work ethic and discipline.

Liuget had a standout prep career as a 6-2, 220-pound quarterback at Hialeah High School. He ran a 4.6-second 40-yard dash and was highly recruited by a number of colleges. Despite hailing from a close-knit family that tops 100 in number and a strong recruiting push from the big in-state schools, Liuget opted to chart his own path and enroll at the University of Illinois. After two years in Champaign, Ill., Liuget grew homesick and contemplated returning home after his sophomore season. Some tough love from his mom persuaded him to stick it out and, instead of moping over the situation, he used it as motivation. Liuget lost 25 pounds between his sophomore and junior seasons, and feeling re-invigorated, had a career year for the Fighting Illini in 2010. Liuget chose to leave school a year early and apply for the 2011 NFL Draft. The Chargers loved the toughness, tenacity and relentless approach to the game that he showed and made him their first-ever first-round pick from Illinois.

Liuget appreciates living in a city with a strong military presence as his sisters — Ideide and Latronika — both serve in the Army.



Liuget enjoys traveling. In 2013, he vacationed in the Dominican Republic, where he learned to surf and scuba dive. In 2014, Liuget and his fiancée, Faven, visited Ethiopia, Dubai, Costa Rica and the Bahamas. And in 2015, the couple visited Egypt and Aruba, while also returning to the Dominican Republic.

Liuget has a son – Corey, Jr. – and two daughters – Eden and Eva. When Corey, Jr. was an infant, he had surgery to correct a heart defect. To show his appreciation, Liuget lends his time to support the American Heart Association at a number of community events.

One of Liuget's hobbies is fishing. He often goes deep-sea fishing with his cousins when home in Miami. Liuget has also hosted fishing trips in San Diego for children from area nonprofit agencies. One of the beneficiaries of Liuget's love of the water is F3G (Fish, Food, Feel Good), an organization that collects fish from sport fishermen and distributes it free of charge to local charities.



In June, Liuget hosted the third-annual "2 Liuget 2 Quit Youth Football Clinic and 7-on-7 Tournament" in Miami in with the Little Haiti Optimist Club.

In 2015, Liuget was a nominee for the NFLPA's Byron "Whizzer" White Award for outstanding community service.

TRANSACTION HISTORY: First-round pick (18), April 28, 2011...agreed to contract, Aug. 4, 2011.

2015: Three-yard sack on 3rd-and-7 to force second quarter punt Oct. 12 vs. Pittsburgh...five-yard fourth-quarter sack to help force three-and-out Oct. 18 at Green Bay...left Baltimore game Nov. 1 in first quarter with foot injury...inactive Nov. 9 vs. Chicago (foot), ending streak of 69 straight games played and 60 straight starts...six-yard sack on 3rd-and-4 to force third-quarter punt Nov. 22 vs. Kansas City...placed on "Reserve-Injured" Dec. 12. **2014:** Led defensive line with sack and five tackles Week 1 at Arizona...also led team with three quarterback pressures and tied for team high with three quarterback hits, including big hit on Carson Palmer on opening series of game...in second quarter, six-yard sack helped force punt that was blocked by Jerry Attaochu...**Team Captain** for Sept. 14 win over defending Super Bowl Champion Seattle...**AFC Defensive Player of Week** after leading team with three pressures and four quarterback hits Sept. 21 at Buffalo...in fourth quarter, shared 17-yard sack on 3rd-down play while also forcing fumble...led line with six tackles...had another apparent forced fumble taken away earlier in game when officials ruled runner was down by contact...late fourth quarter pressure led to throwaway by Bills quarterback E.J. Manuel from end zone that was ruled intentional grounding and resulted in safety for final points in 22-10 win...team-high two tackles for loss in Sept. 28 win vs. Jacksonville...late fourth quarter pressure Oct. 12 at Oakland led to three-and-out and gave offense

ball back for game-winning drive in 31-28 win...sack Oct. 19 vs. Kansas City...third quarter seven-yard sack and forced fumble vs. St. Louis Nov. 23 was scooped up by Andrew Gachkar and returned 13 yards for touchdown and 20-10 lead...earlier in game, drew hands to face penalty that negated 51-yard touchdown for Rams...led team with four tackles for loss in 34-33 win at Baltimore Nov. 30...scored first-career touchdown on fumble recovery in end zone Dec. 20 at San Francisco...score brought Chargers to within 28-21 in third quarter of game Bolts would win 38-35 in overtime...earlier in game, recovered fumble at Bolts' own two-yard line to prevent potential touchdown on 49ers' second possession...team-high two tackles for loss against Niners...three-yard sack in Dec. 28 season finale at Kansas City to finish season as team leader with 4.5. **2013:** First sack of season and drew critical fourth-quarter holding penalty in Sept. 29 win over Dallas...penalty negated Cowboys first down and forced punt two plays later...Bolts countered with touchdown for final points in 30-21 win... season-high two sacks in 24-6 win at Jacksonville Oct. 20...blocked 59-yard field goal attempt at end of first half Nov. 3 at Washington...first-quarter sack in 41-38 win at Kansas City Nov. 24...combined with Thomas Keiser for fourth-down, 11-yard sack to end game...**Monday Morning Quarterback Defensive Player of Week** after tackle for loss and two key pressures in 27-20 win over 11-2 Denver Broncos Dec. 12...first pressure led to 12-yard sack and second led to late fourth-quarter interception that Chargers converted into field goal for 10-point lead...early sack to force three-and-out in playoff-clinch-

ing win over Kansas City Dec. 29...third-down sack in third quarter of Jan. 5 Wild Card playoff game at Cincinnati set up touchdown on ensuing drive for 14-10 lead...tackle for loss on 3rd-and-2 play in Jan. 12 divisional playoffs at Denver contributed to Broncos missing 47-yard field goal on next play. **2012: Chargers Defensive Player of Year (David Griggs Memorial Award)...USA Today All-Joe...**Sept. 30 at Kansas City, ended Chiefs' second drive of game with tackle for loss and forced fumble...Chargers recovered and scored TD on ensuing possession for 17-0 lead...team-high three passes defended and first sack of season Oct. 7 at New Orleans...third-down sack and two passes defended Oct. 28 at Cleveland...sack, two tackles for loss and overtime pass defended Nov. 25 vs. Baltimore...season-high two sacks in Dec. 23 win at New York Jets...fourth-down sack late in game was team's 11th, tying franchise mark. **2011:** Led team with two tackles for loss in first-career game Sept. 11 vs. Minnesota...helped close out NBC Sun-

day Night Football win over Baltimore Dec. 18 with late fourth-quarter sack.

COLLEGE: Honorable mention All-America by Pro Football Weekly and second-team All-Big Ten as junior in 2010...also team captain and Fighting Illini Outstanding defensive lineman...ranked seventh in Big Ten in tackles for loss (12.5) and eighth in sacks (4.5) in '10...Big Ten Defensive Player of Week after 1.5 tackles for loss vs. Fresno State...finished career with 125 tackles, 8.5 sacks, 25.5 tackles for loss, two forced fumbles, three fumble recoveries and 13 quarterback hurries...played at Illinois from 2008-10...left school after junior season...sociology major.

PERSONAL: Born in Miami, Florida...first-team all-state and all-area at Hialeah (Fla.) High...also wrestled...invited to play in 2008 Offense-Defense All-American game in Miami.

Regular Season

Year	Team	G-S	Tack.-Asst.	Total	Sacks-Yds.	Int.-Yds.	Long	TD	Pass Def.	Fumbles For.-Rec.	TFL	Special Teams Tackles
2011	San Diego	15-13	18-8	26	1-3	0-0	0	0	3	1-1	5	0
2012	San Diego	16-16	42-19	61	7-56	0-0	0	0	9	1-1	15	0
2013	San Diego	16-16	37-13	50	5.5-36.5	0-0	0	0	4	0-0	10	0
2014	San Diego	16-16	52-13	65	4.5-29.5	0-0	0	0	2	2-2	19	0
2015	San Diego	11-11	28-7	35	3-14	0-0	0	0	0	0-0	7	0
	Totals	74-72	177-60	237	21-139	0-0	0	0	18	4-4	56	0

Postseason

Year	Team	G-S	Tack.-Asst.	Total	Sacks-Yds.	Int.-Yds.	Long	TD	Pass Def.	Fumbles For.-Rec.	TFL	Special Teams Tackles
2013	San Diego	2-2	7-3	10	1-1	0-0	0	0	0	0-0	3	0

Regular-Season Single-game Highs

Tackles — 7 (4 times) Last: vs. Denver Dec. 14, 2014
Sacks — 2 (2 times) Last: at Jacksonville Oct. 20, 2013

Postseason Single-game Highs

Tackles — 5 (2 times) Last: at Denver Jan. 12, 2014
Sacks — 1 at Cincinnati Jan. 5, 2014

OFFENSIVE & DEFENSIVE RANKINGS BY YEAR

(SINCE 1970 AFL-NFL MERGER)

Year	Offense			Defense			Year	Offense			Defense		
	Total	Rush	Pass	Total	Rush	Pass		Total	Rush	Pass	Total	Rush	Pass
1970	15	22	8	21	20	12	1993	14	10	7	18	2	28
1971	2	19	1	24	24	16	1994	11	7	12t	14	5	22
1972	10	15	10	10	5	17	1995	16	15	18	10	14	12
1973	19	18	18	22	21	21	1996	26	29	14	23	17	25
1974	7	8	10	26	23	26	1997	28	28	21	21	11	23
1975	25	18	25	23	24	19	1998	24	15	26	1	1	11
1976	11	17	8	22	14	27	1999	26	27	18	12	3	22
1977	15	22	9	6	16	6	2000	28	31	18	13	4	22
1978	4	20	1	8	15	7t	2001	11	20	11	11	7	20
1979	5	27	1	5	8	7	2002	16	8	22	30	11	32
1980	1	16	1	6	10	6	2003	14	6	19	27	25t	21
1981	1	16	1	27	5	28	2004	10	6	16	18	3	31
1982	1	11	1	25	9	28	2005	10	9	12	13	1	28
1983	1	25	1	26	18	25	2006	4	2	16	10	7	13
1984	4	24	2	26	10	28	2007	20	7	26	14	16	14
1985	1	20	1	28	13	28	2008	11	20	7	25	11	31
1986	12	24	7	23	7	25	2009	10	31	5	16	20	11
1987	21	27	8	15	24	4t	2010	1	15	2	1	4	1
1988	26	12	26	21	22	16	2011	6	16	6	16	20	13
1989	21	16	22	6	13	4	2012	31	27	24	9	6	18
1990	15	3	24	5	5	9	2013	5	13	4	23	12	29
1991	13	2	24	19	14	22	2014	18	30	10	9	26	4
1992	6	9	7	4	2t	9	2015	9	31	4	20	27	14



20

DWIGHT LOWERY

Safety
5-11, 212
9th NFL Season
1st with Chargers

UFA (Indianapolis) – '16
San Jose State
Soquel HS
Soquel, Calif.

In March, the Chargers fortified their secondary when they signed veteran free safety Dwight Lowery to a three-year contract.

Over an eight-year career that includes stints with the New York Jets, Jacksonville Jaguars, Atlanta Falcons and Indianapolis Colts, Lowery has logged 383 tackles, 16 interceptions, 58 passes defended, seven forced fumbles and he's returned three interceptions for touchdowns. Over the last two seasons (2014-15) with the Falcons and Colts, Lowery played in all 32 games with 31 starts, while posting his top two tackle games – 85 in 2014 and 83 in 2015 – and recording six interceptions. Lowery was one of only seven Colts players to start all 16 games in 2015.

Four of Lowery's 16 career interceptions, including a 69-yard return for a touchdown in 2015, have come against Tennessee. The Chargers will face the Titans in San Diego in 2016

Of Lowery's 16 career interceptions, perhaps the most memorable was the one that he returned 26 yards for a score off the right arm of Brett Favre to give the New York Jets their final points late in the fourth quarter in a 29-20 win over the Minnesota Vikings on Monday Night Football in 2010.

Early in his football career, there was evidence that Lowery had a bright future. As a prep at Soquel (Calif.) High School, Lowery had seven touchdowns in a game. Several years later as a junior at San Jose State, he snagged a school-record nine interceptions in a single season. And as a rookie with the New York Jets in 2008, Lowery forced five fumbles, tied for fifth in the NFL.

Off the field, Lowery has dedicated himself to using his platform as an NFL player to mentor youth in his native Santa Cruz (CA) County. He has spent time with kids from his alma mater, Soquel High School, as well as Cabrillo College, where he played prior to attending San Jose State. In 2015, Lowery hosted a youth football camp at Cabrillo.

Lowery's hobbies include spending time with family and friends, hosting barbeques, playing soccer, hanging out at the beach and watching MMA. Lowery is also an avid Star Wars fan who has seen every movie in the series. He has a significant collection of Star Wars comic books and his favorite character is Darth Vader.



Lowery and his wife, Ashley, have a daughter, Amani, and he is extremely close to his younger sister, Aujanee, who survived open-heart surgery as an infant to correct a heart defect.

Lowery's wife survived a kidnapping attempt in Portland, Oregon in March 2010. She and a girlfriend were on their way home from a concert when a man who claimed he worked for the Portland Police Bureau offered them a ride home. The women accepted the stranger's offer and once in the car, he pulled a knife and took them to a deserted road off Interstate 5 where he tried to assault them. Thankfully the women were able to fight off their kidnapper and escape. The case became a national story as it was featured on the TV show America's Most Wanted.



TRANSACTION HISTORY: Fourth-round pick by New York Jets (113), April 27, 2008...signed with Jets, July 16...traded to Jacksonville, Sept. 3, 2011...contract expired March 13, 2012...re-signed with Jaguars, March 16...waived Nov. 4, 2013...signed with Atlanta, April 8, 2014...contract expired March 10, 2015...signed with Colts, April 6, 2015...contract expired March 9, 2016...signed three-year contract with Chargers, March 10.

2015: Sept. 27 at Tennessee, intercepted two passes, including 69-yard touchdown return for 14-0 lead in 35-33 win...first multi-interception game...second interception in fourth quarter gave Colts ball at Titans' 11...touchdown on very next play gave Colts 28-27 lead...two passes defended vs. Titans...fourth-quarter sack vs. Tom Brady to force punt, tackle for loss and tied season-high with nine tackles Oct. 18 vs. New England...interception in end zone off deflected pass

Nov. 22 at Atlanta...late fourth-quarter interception off Jameis Winston in 25-12 win over Tampa Bay Nov. 29. **2014:** Interception, pass defended and quarterback hit Nov. 9 at Tampa Bay...interception, two quarterback hits and pass defended Nov. 30 vs. Arizona...season-high 13 tackles and forced fumble Dec. 8 in Monday Night Football game at Green Bay...sack and forced fumble in 30-14 win at New Orleans Dec. 21. **2013:** Tackle for loss, fumble recovery and pass defended Sept. 15 at Oakland...placed on "Reserve-Injured" Oct. 8. **2012:** Season-high 10 tackles in Sept. 9 season-opener at Minnesota...two passes defended Sept. 23 at Indianapolis...fourth-quarter interception Nov. 25 vs. Tennessee...placed on "Reserve-Injured" Dec. 22. **2011:** Sealed 16-14 victory over Tennessee in Jaguars debut Sept. 11 with interception vs. Matt Hasselbeck with 23 seconds left in fourth quarter...season-high three passes defended Sept. 25 at Carolina...season-high 11 tackles, two passes defended

and tackle for loss Oct. 2 at New Orleans...interception off Andy Dalton and 30-yard return to Bengals' two to set up field goal Oct. 9 vs. Cincinnati...sack Oct. 24 vs. Baltimore. **2010:** Sack vs. Ryan Fitzpatrick Oct. 3 at Buffalo...with 1:30 left in fourth quarter of Monday Night Football game Oct. 11 at Minnesota, picked off Brett Favre and raced 26 yards for first NFL touchdown and final points in 29-20 win...sack vs. Aaron Rodgers Oct. 31 vs. Green Bay...second TD of season Dec. 26 at Chicago, picking off Jay Cutler and returning 20 yards for score...interception on final defensive play of season to seal 38-7 win over Buffalo Jan. 2...two passes defended in AFC Divisional Playoffs Jan. 16 at New England. **2009:** Overtime interception off Ryan Fitzpatrick Oct. 18 vs. Buffalo...pick Dec. 27 off Curtis Painter at Indianapolis...played major role in holding Cincinnati to zero net passing yards Jan. 3, including interception off Carson Palmer. **2008:** NFL debut as starter and had three passes defended Sept. 7 at Miami...forced fumbles Sept. 28 vs. Arizona and Nov. 2 at Buffalo...first NFL interception vs. Denver's Jay Cutler Nov. 30...season-high two FFs Dec. 21 at Seattle.

COLLEGE: First-team AFCA All-America and first-team All-Western Athletic Conference as senior...third-team AP All-America and first-team All-WAC after school-record nine interceptions as junior...started 25 games at San Jose State from 2006-07 and recorded 13 interceptions, 14 passes defended, three fumble recoveries and 92 tackles, 147 interception return yards and interception return for touchdown...added 315 return yards and touchdown on 24 punt returns...played two seasons (2004-05) at Cabrillo College, totaling 13 interceptions, 95 tackles, two fumble recoveries, six passes defended...scored touchdowns on blocked punt, blocked field goal and kickoff return...sociology major.

PERSONAL: Born in Santa Cruz, Calif....20 career interceptions at Soquel (Calif.) High...county-record seven interceptions in game vs. Sacred Heart...lettered three years in basketball.

Regular Season

Year	Team	G-S	Tack.-Asst.	Total	Sacks-Yds.	Int.-Yds.	Long	TD	Pass Def.	Fumbles For.-Rec.	TFL	Special Teams Tackles
2008	New York Jets	16-10	54-10	64	0-0	1-0	0	0	16	5-0	1	0
2009	New York Jets	13-5	22-2	24	0-0	3-41	34	0	9	0-1	0	1
2010	New York Jets	14-3	14-7	21	2-11	3-87	41	2	7	0-2	2	1
2011	Jacksonville	13-11	31-16	47	1-7	2-26	30	0	8	0-1	3	0
2012	Jacksonville	9-9	28-25	53	0-0	1-21	21	0	4	0-1	1	0
2013	Jacksonville	3-3	4-2	6	0-0	0-0	0	0	1	0-1	1	0
2014	Atlanta	16-15	62-23	85	1-18	2-21	21	0	5	2-1	1	0
2015	Indianapolis	16-16	65-18	83	1-7	4-96	69t	1	8	0-0	2	0
Totals		100-72	280-103	383	5-43	16-292	69t	3	58	7-7	11	2

Regular Season Kickoff Returns

Year	Team	No.-Yds.	Avg.	Long	TD
2009	New York Jets	5-128	25.6	44	0
2010	New York Jets	2-26	13.0	14	0
Totals		7-154	22.0	44	0

Postseason

Year	Team	G-S	Tack.-Asst.	Total	Sacks-Yds.	Int.-Yds.	Long	TD	Pass Def.	Fumbles For.-Rec.	TFL	Special Teams Tackles
2009	New York Jets	3-1	9-1	10	0-0	0-0	0	0	3	0-0	0	0
2010	New York Jets	3-0	6-0	6	0-0	0-0	0	0	0	0-0	0	1
Totals		6-1	15-1	16	0-0	0-0	0	0	3	0-0	0	1

Regular-Season Single-game Highs

Tackles — 13 at Green Bay Dec. 8, 2014
 Sacks — 1 (5 times) Last: vs. New England Oct. 18, 2015
 Interceptions — 2 at Tennessee Sept. 27, 2015
 Interception Return Yards — 95 at Tennessee Sept. 27, 2015
 Interception Return Long — 69t at Tennessee Sept. 27, 2015
 Interception Return TDs — 1 (3 times) Last: at Tennessee Sept. 27, 2015
 Kickoff Returns — 4 at New England Nov. 22, 2009
 Kickoff Return Yards — 111 at New England Nov. 22, 2009
 Kickoff Return Long — 44 at New England Nov. 22, 2009

Postseason Single-game Highs

Tackles — 5 at Indianapolis Jan. 24, 2010



29

CRAIG MAGER

Cornerback
5-11, 200
2nd NFL Season
2nd with Chargers

Draft 3 - '15
Texas State
Luling HS
Luling, Tex.

Seeing action in 10 games, including two late-season starts, 2015 third-round pick Craig Mager garnered valuable game experience in his rookie season with the Chargers.

The 2015 season wasn't without its frustrations. After starting all four years at Texas State without missing a start, Mager missed six games early in the year due to a lingering hamstring injury. Once he was healthy, he bounced back and played in the Bolts' final eight contests.

Many players overcome adversity to play in the NFL, but Mager has been forced to endure more than most. He grew up without a father-figure in his life and in 2007, his mom, Cathy, died suddenly, leaving Mager and his three younger sisters without a parent. The kids moved in with their maternal grandmother and Mager became the proverbial man-of-the-house. At the time, he was just 15 years old.

Mager continued to lose mentors close to him. He attended Luling High School in tiny Luling, Texas. Just over a year after his mother died, Luling's Head Football Coach, Robert Dean, died suddenly of pneumonia early during his sophomore season. In January 2013, his former track coach at Luling High, William "Darrell" Jones died in a traffic accident in Gonzales County, Texas. And then in March 2014, Mager's grandmother, the woman who took in him and his siblings after their mother died, passed away too.

All of these tests of faith have made Mager a much stronger person, and it was part of the reason the team had no trepidation about taking the former Texas State cornerback in the third round of the 2015 NFL draft.

TRANSACTION HISTORY: Third-round pick (83) by Chargers, May 1, 2015.

2015: Inactive Sept. 13 vs. Detroit (hamstring)...left Minnesota game Sept. 27 early due to hamstring injury...inactive Oct. 4 vs. Cleveland, Oct. 12 vs. Pittsburgh, Oct. 18 at Green Bay, Oct. 25 vs. Oakland and Nov. 1 vs. Baltimore (hamstring)...third-down pass defended Dec. 20 vs. Miami, driving Kenny Stills out of bounds while making catch to force incompletion and cap three-and-out.

COLLEGE: First player in school history invited to East-West Shrine Game...All-Sun Belt pick as junior and senior...team's Supercat Award for skill play-

ers in spring workouts in 2013...honorable mention All-WAC as sophomore in 2012...Sun Belt Conference Player of Week after 2014 game vs. Idaho...school-record 79-yard punt return TD in 2012 vs. New Mexico State...finished career with 211 tackles, 47 passes defended, 9.5 tackles for loss and two sacks...also returned 15 career punts for 251 yards and touchdowns, and five kickoffs for 65 yards...red-shirted in 2010...played at Texas State from 2011-14...physical therapy degree.

PERSONAL: Born in New Braunfels, Texas...2009 District 27-3A MVP and honorable mention all-state at Luling (Tex.) High...competed in basketball and track and field.

Regular Season		G-S	Tack.-Asst.	Total	Sacks-Yds.	Int.-Yds.	Long	TD	Pass Def.	Fumbles For.-Rec.	TFL	Special Teams	
Year	Team											Tackles	Tackles
2015	San Diego	10-2	10-1	11	0-0	0-0	0	0	2	0-0	0	0	0

Regular Season		Punt Returns				
Year	Team	No.-Yds.	Avg.	FC	Long	TD
2015	San Diego	1-2	2.0	1	2	0

Regular-Season Single-game Highs
 Tackles — 5 at Oakland Dec. 24, 2015

84

SEAN McGRATH

Tight End
6-5, 259
2nd NFL Season
2nd with Chargers

Free Agent - '15
Henderson State, Ark.
Carmel Catholic HS
Mundelein, Ill.

In November 2015, the Chargers signed former Seattle Seahawks, Kansas City Chiefs and Indianapolis Colts tight end Sean McGrath to the practice squad.

He spent 2015 getting his football legs back after voluntarily walking away from the game in 2014.

McGrath originally came into the NFL as an undrafted rookie with the Seahawks in 2012. He earned a spot on the practice squad and late that year, he was elevated to the active roster as the Seahawks advanced to the NFC Divisional Playoffs.

The following September, after being waived by Seattle, McGrath was claimed by the Chiefs and he blossomed in Kansas City. He played in all 16 games in 2013 and started nine, catching 26 passes for 302 yards and a pair of scores.

Fast forward to 2014 and McGrath's demeanor as he reported to the Chiefs' training camp at Missouri Western had changed dramatically. Instead of checking into the dorms and joining his Chiefs teammates, McGrath instead met with Head Coach Andy

Reid and General Manager John Dorsey and informed them that he had decided to retire from the NFL. A studio art major in college, McGrath decided that he was going to hang up his cleats and return to Henderson State to finish his master's degree. And with that, McGrath spent the 2014 year out of football.

The itch to play returned and McGrath signed with the Indianapolis Colts in 2015. He earned a spot on Indianapolis' practice squad at the start of the season and after being released, he signed with the Chargers. McGrath spent five weeks on the Bolts' practice squad before being elevated to the active roster for the 2015 season finale.

McGrath, who keeps one of the neatest lockers at Chargers Park, lists disc golf and yoga among his hobbies. He is known around the NFL for his trademark beard. When he played in Kansas City, teammates simply referred to him as "The Beard." McGrath's beard even has its own twitter handle @Beard_O_McGrath.



TRANSACTION HISTORY: Signed with Seattle as undrafted free agent, May 11, 2012...waived Aug. 31...re-signed to Seahawks' practice squad, Sept. 2...released Sept. 3...re-signed to Seahawks' practice squad, Sept. 8...released Sept. 27...re-signed to Seahawks' practice squad Oct. 2...signed to Seahawks' active roster, Dec. 18...waived Aug. 31, 2013...claimed by Kansas City, Sept. 1...waived April 15, 2015...signed with Indianapolis, June 3...waived Sept. 5...re-signed to Colts' practice squad, Sept. 23...released Oct. 5...re-signed to Colts' practice squad, Oct. 21...released Oct. 26...signed to Chargers' practice squad Nov. 10...released Nov. 21...re-signed to Chargers' practice squad, Nov. 24...signed to Chargers' active roster, Dec. 28.

2015: Inactive for Chargers' Jan. 3 season finale at Denver. **2014:** Spent year out of football. **2013:** First two NFL catches Sept. 15 at Dallas...season-high five catches and 64 yards along with first NFL touchdown (five yards) for 7-0 lead in 31-7 win over N.Y.

Regular Season		Receiving				
Year	Team	G-S	No.-Yds.	Avg.	Long	TD
2012	Seattle	2-0	0-0	0.0	0	0
2013	Kansas City	16-9	26-302	11.6	25	2
Totals		18-9	26-302	11.6	25	2

Postseason		Receiving				
Year	Team	G-S	No.-Yds.	Avg.	Long	TD
2012	Seattle	2-0	0-0	0.0	0	0
2013	Kansas City	1-0	0-0	0.0	0	0
Totals		3-0	0-0	0.0	0	0

Giants...season-long 25-yard catch Oct. 6 at Tennessee...six-yard TD catch for 49-31 lead in 56-31 win at Oakland Dec. 15. **2012:** NFL debut Dec. 23 vs. San Francisco...saw action in Wild Card win at Washington Jan. 6 and Divisional loss at Atlanta Jan. 13.

COLLEGE: First-team All-Gulf South Conference and first-team Daktronics All-Region as junior...played two seasons (2010-11) at Henderson State in Arkadelphia, Arkansas, catching 61 passes for 717 yards and four touchdowns...NFL debut three seasons (2006-08) at Eastern Illinois, catching 28 passes for 301 yards and three TDs...redshirted in 2009...studio art degree.

PERSONAL: Born in Mundelein, Illinois...All-East Suburban Catholic and all-area at Carmel Catholic High in Mundelein...played on 2003 IHSA 6A state title team that went 13-0...honorable mention all-area in basketball...member National Honor Society.

Regular-Season Single-game Highs

Receptions — 5 vs. New York Giants Sept. 29, 2013
Receiving Yards — 64 vs. New York Giants Sept. 29, 2013
Receiving Long — 25 at Tennessee Oct. 6, 2013
Receiving TDs — 1 (2 times) Last: at Oakland Dec. 15, 2013
Receiving Long TD — 6t at Oakland Dec. 15, 2013



92

BRANDON MEBANE

Nose Tackle
6-1, 311
10th NFL Season
1st with Chargers

UFA (Seattle) - '16
California
Crenshaw HS
Los Angeles, Calif.

The Chargers signed nose tackle Brandon Mebane, a former Super Bowl champion with the Seattle Seahawks, to a three-year deal in March.

A Los Angeles native, Mebane returns to Southern California after spending his first nine NFL seasons in Seattle where he played in 142 games with 134 starts, including 11 postseason games and nine starts. His career totals (postseason included) are 386 tackles, 15.5 sacks and a pair of forced fumbles. He was named All-Pro by Sports Illustrated in 2013.

Mebane comes from a very close-knit and athletic family. His father, Walter, Jr., played basketball at Norfolk State (Va.). His mother, Joyce, is an outstand-

ing bowler and softball player who also has a history in roller derby. Mebane's grandfather, Walter, Sr., was a 6-8, 320-pound defensive tackle who played at Hampton (Va.) University. And his older brother, Walter III, played middle linebacker at Temple.

Mebane's father later served in the Air Force and his mother spent 40-plus years working as an aerospace engineer for Northrup Grumman. Several of Mebanes uncles also served in the armed forces.

Mebane's wife, Amena, is a lawyer and the couple has two children – Makai and Mahailey.

Mebane's hobbies include listening to music with his kids and watching HGTV and the DIY Networks.

TRANSACTION HISTORY: Second-round pick by Seattle (85), April 28, 2007...signed July 25, 2007...contract expired July 25, 2011...re-signed with Seahawks July 29...contract expired March 9, 2016...signed three-year contract with Chargers, March 10.

2015: Season-high five tackles Sept. 20 at Green Bay...shared nine-yard sack in Oct. 22 win at San Francisco...eight-yard sack in Dec. 20 win over Cleveland.

2014: Nine-yard sack in 13-9 win at Carolina Oct. 26...placed on "Reserve-Injured" (hamstring) Nov. 11, ending streak of 110 games played. **2013:** Back-to-back season-high six-tackle performances Dec. 22 vs. Arizona and Dec. 29 vs. St. Louis...three solo tackles in Feb. 2 win over Denver in Super Bowl XLVIII. **2012:** Season-high two passes defended Sept. 9 at Arizona...season-best two sacks in 14-12 win over Green Bay Sept. 24...season-high seven tackles in 24-23 win Oct. 14 vs. New England...12-yard sack Oct. 28 at Detroit. **2011:** Two tackles for loss in 24-7 win at St. Louis Nov. 20...season-best seven stops Dec. 24 vs. San Francisco. **2010:** Two tackles for loss Sept. 19 at Denver...seven-yard sack in 27-20 win over Chargers Sept. 26...season-best six tackles, including two for loss, in Jan. 16 Divisional Playoffs at Chicago. **2009:** Sack and tackle for loss in season-opening 28-0 win

over St. Louis Sept. 13...season-high six tackles Dec. 27 at Green Bay...two tackles for loss in 32-20 win over Detroit Nov. 8 and again along with half-sack in 20-17 win over 49ers Dec. 6...season-best six stops Dec. 27 at Green Bay. **2008:** Season-high two tackles for loss and sack Sept. 14 vs. 49ers...TFL among season-high five stops Oct. 12 vs. Packers...half-sack and season-high four QB hits Dec. 21 vs. N.Y. Jets. **2007:** First NFL sack in 24-21 win Sept. 23 vs. Cincinnati...sack in 42-21 win over Arizona Dec. 9.

COLLEGE: Third-team All-America and first-team All-Pac-10 as senior...first-team All-Pac-10 and team's most valuable defensive lineman as junior...finished career with 31 starts in 41 games, 109 tackles, 14.5 sacks and 16.5 tackles for loss...played at Cal from 2003-06...social welfare major.

PERSONAL: Born in Los Angeles, Calif....All-America as senior at Crenshaw High in Los Angeles...Los Angeles City Central Player of Year and all-state as senior...Los Angeles City Defensive Player of Year as junior...three-time all-city, all-central city and all-league...first-team Best of West by Long Beach Press-Telegram and All-Region by Sports Illustrated...lettered as shot putter in track.

Regular Season

Year	Team	G-S	Tack.-Asst.	Total	Sacks-Yds.	Int.-Yds.	Long	TD	Pass Def.	Pass For.-Rec.	Fumbles TFL	Special Teams Tackles
2007	Seattle	16-10	23-6	29	2-11	0-0	0	0	0	0-1	n/a	0
2008	Seattle	16-16	31-8	39	5.5-24	0-0	0	0	1	2-0	9	0
2009	Seattle	15-15	41-8	49	1.5-9.5	0-0	0	0	0	0-0	8	0
2010	Seattle	12-12	19-12	31	1-7	0-0	0	0	2	0-0	7	0
2011	Seattle	16-16	40-16	56	0-0	0-0	0	0	1	0-0	7	0
2012	Seattle	16-16	31-25	56	3-22	0-0	0	0	3	0-1	4	0
2013	Seattle	16-16	21-24	45	0-0	0-0	0	0	1	0-1	6	0
2014	Seattle	9-9	11-9	20	1-9	0-0	0	0	0	0-0	5	0
2015	Seattle	15-15	14-10	24	1.5-12.5	0-0	0	0	0	0-0	2	0
	Totals	131-125	231-118	349	15.5-95	0-0	0	0	8	2-3	48	0

Postseason

Year	Team	G-S	Tack.-Asst.	Total	Sacks-Yds.	Int.-Yds.	Long	TD	Pass Def.	Fumbles For.-Rec.	TFL	Special Teams Tackles
2007	Seattle	2-2	4-2	6	0-0	0-0	0	0	0	0-0	0	0
2010	Seattle	2-2	8-1	9	0-0	0-0	0	0	0	0-0	2	0
2012	Seattle	2-2	5-4	9	0-0	0-0	0	0	0	0-0	0	0
2013	Seattle	3-2	5-3	8	0-0	0-0	0	0	0	0-0	1	0
2014	Seattle	2-1	3-2	5	0-0	0-0	0	0	0	0-0	0	0
Totals		11-9	25-12	37	0-0	0-0	0	0	0	0-0	3	0

Regular-Season Single-game Highs

Tackles — 7 (2 times) Last: vs. New England Oct. 14, 2012
 Sacks — 2 vs. Green Bay Sept. 24, 2012

Postseason Single-game Highs

Tackles — 6 at Chicago Jan. 16, 2011



4

ZACH METTENBERGER

Quarterback
6-5, 224
3rd NFL Season
1st with Chargers

Waivers (Tennessee) - '16
Louisiana State
Oconee County HS
Watkinsville, Ga.

The Chargers added an experienced quarterback when they claimed former sixth-round draft pick Zach Mettenberger off waivers from Tennessee in May.

Mettenberger spent two seasons with the Titans, appearing in 14 games with 10 starts. His head coach in Tennessee was Chargers Offensive Coordinator Ken Whisenhunt and his quarterbacks coach with the Titans was Chargers tight ends coach John McNulty. From 2014-15, Mettenberger completed 208 of 345 (60.3 pct) for 2,347 yards with 12 touchdowns and 14 interceptions.

A native of Watkinsville, Georgia, Mettenberger played collegiately at Louisiana State where one of his teammates was Stephen Rivers, brother of Chargers quarterback Philip Rivers. At LSU, Mettenberger went 19-6 as a starter and he became the first quarterback in school history to record back-to-back 2,500-yard seasons.

Mettenberger is an avid kayaker. He also enjoys watching ESPN Classic and sporting events from the 1970s and 80s.

TRANSACTION HISTORY: Sixth-round pick by Tennessee, May 10, 2014...signed May 21...waived May 16, 2016...claimed by Chargers May 17.

2015: First start of season Oct. 25 vs. Atlanta...went 22 of 35 for 187 yards with TD and two INTs...took over for injured Marcus Mariota Dec. 20 at New England, completing 20 of 28 for 242 yards with two TDs and two INTs...both touchdowns to Delanie Walker (7 and 57 yards)...season-high 27 completions and 51 attempts Dec. 27 vs. Houston. **2014:** NFL debut Sept. 28 at Indianapolis...first NFL start Oct. 26 vs. Houston...completed 27 of 41 for 299 yards, two TDs and INT for 93.4 rating...299 yards were most in Titans' history by rookie QB in first start...six-yard TD pass to Walker in third quarter was first of career...Monday Night Football rookie-record 263 yards passing Nov. 17 vs. Pittsburgh...went 15 of 24 with two TDs and INT for season-high 110.2 rating in three-point loss to Steelers...season-long 80-yard touchdown pass to Nate Washington for 17-13 lead in second quarter...franchise rookie-record 345 yards passing Nov. 23 at Philadelphia...left Houston game Nov. 30 with shoulder injury...started Dec. 7 vs. New York Giants but re-injured shoulder in fourth quarter...inactive final three games.

COLLEGE: Team captain as junior and senior...went 19-6 as starter...third QB in school history with 3,000-yard season (3,082) as senior in 2013...second in SEC in pass efficiency rating (171.4) as senior...first player in school history with consecutive 2,500-yard seasons...third-highest completion percentage in school annals as senior (64.8)...went 10-3, including three wins vs. Top 25 as junior in 2012...played at LSU from 2011-13 and finished career 407 of 659 (61.8) for 5,783 yards (sixth in school history) with 35 TDs (fifth in school history) and 15 INTs for 148.4 rating...did not play as freshman at Georgia in 2009...led Butler (Kan.) Community College to 11-1 record and JUCO National Championship game in 2010...went 176 of 299 (58.9) for 2,678 with 32 TDs and four INTs at Butler CC...general studies degree.

PERSONAL: Born in Athens, Georgia...All-America, all-state, all-county, all-region and 2008 Offensive Player of Year at Oconee County (Ga.) High...selected for 2009 Hawai'i-Polynesian vs. Mainland All-America Bowl.

Continued next page

Regular Season		Passing				Sacks-				Pass	Rush		
Year	Team	G-S	Att.-Comp.	Yards	Pct.	TD	Int.	Long	Lost	Rating	Att.-Yds	Long	TD
2014	Tennessee	7-6	179-107	1,412	.598	8	7	80t	18-138	83.4	5-4	0.8	0
2015	Tennessee	7-4	166-101	935	.608	4	7	57t	13-98	66.7	9-8	0.9	1
Totals		14-10	345-208	2,347	.603	12	14	80t	31-236	75.4	14-12	0.9	1

Regular-Season Single-game Highs

Attempts — 51 vs. Houston Dec. 27, 2015

Completions — 27 (2 times) Last: vs. Houston Dec. 27, 2015

Yards — 345 at Philadelphia Nov. 23, 2014

Passing TDs — 2 (4 times) Last: at New England Dec. 20, 2015

Interceptions — 2 (2 times) Last: at N.E. Dec. 20, 2015

Long — 80t vs. Pittsburgh Nov. 17, 2014

Completion Percentage — .714 at N.E. Dec. 20, 2015

Passer Rating — 110.2 vs. Pittsburgh Nov. 17, 2014

**43****BRANDEN OLIVER****Running Back****5-8, 208****3rd NFL Season****3rd with Chargers****Free Agent — '14****Buffalo****Southridge HS****Miami, Fla.**

Fully healed from a toe injury that ended his 2015 season after only eight games, jack-of-all trades running back Branden Oliver is back for his third season with the Chargers.

One of the fun stories of the 2014 NFL season was the emergence of Oliver, an undrafted rookie from the University of Buffalo. Compactly built at 5-foot-8 and wearing No. 43 with an exciting running style, Oliver had fans waxing nostalgic about the similarities to former Chargers running back Darren Sproles.

Oliver ended 2014 as the Chargers' leading rusher. Along the way, he delivered a couple of memorable performances, twice being named Pepsi NFL Rookie of the Week. Oliver earned his first honor after a 31-0 win over the New York Jets. During the victory, he became the first Charger with a 50-yard catch and a 50-yard run in the same game since Lionel "Little Train" James in 1985, and he became the NFL's first rookie to do so since Clinton Portis in 2002. New York came into the game with the NFL's top-ranked rushing defense, allowing just 63.3 yards per game and Oliver gouged them for 114 yards. And his 6.0 yards-per-carry average was double the 3.0 average the Jets had allowed coming into the contest. A week after his showing against New York, Oliver earned his second

Pepsi award after rushing for 101 yards in Oakland and scoring the winning touchdown late in the fourth quarter of a 31-28 victory over the Raiders.

These were impressive accomplishments for a young player who wasn't even drafted in May's NFL Draft, despite leaving Buffalo as the school's all-time leading rusher. After a tryout in Indianapolis, Oliver ended up signing with the Chargers. He made the opening day roster after an impressive preseason in which he rushed for 161 yards and a touchdown on just 35 carries for a 4.6-yard per carry average. Oliver really caught the coaches' attention during the Bolts' preseason opener against the Dallas Cowboys when he rushed seven times for 64 yards and had a 16-yard touchdown run and a 27-yard run during the game.

After wrapping up his rookie season, Oliver returned to the University of Buffalo and completed the last two classes he needed to earn his degree in sociology. He plans to use his education and life experience to help others by building orphanages and homeless shelters.

One of Oliver's closest friends is Raiders linebacker Khalil Mack. The two were teammates and roommates at Buffalo. Oliver's cousin is former NFL wide receiver Roscoe Parrish.

TRANSACTION HISTORY: Signed with Chargers May 21, 2014.

2015: Sept. 13 vs. Detroit, ignited go-ahead touchdown drive with 17-yard catch on final play of third quarter...injured toe Nov. 1 at Baltimore...placed on season-ending "Reserve-Injured" Nov. 3. **2014:** Inactive Games 1-2...NFL debut Sept. 21 at Buffalo... **Pepsi NFL Rookie of Week** after rushing for 114 yards and scoring two touchdowns in 31-0 victory over New York Jets Oct. 5...first touchdown on 15-yard run for 21-0 lead...set up TD with 50-yard catch and run on 3rd-and-17...longest reception by Chargers running back since Darren Sproles (57-yard

touchdown) in 2010...later in game, 52-yard run set up second score, nine-yard touchdown catch...68 receiving yards vs. Jets to finish game with 182 yards from scrimmage, most in game by Chargers running back since LaDainian Tomlinson (197) against Kansas City in 2007...**Pepsi NFL Rookie of Week** after making first career start and rushing for 101 yards while scoring game-winning touchdown on one-yard leap over pile with 1:56 remaining in fourth quarter of 31-28 win Oct. 12 at Oakland...first Chargers rookie with consecutive 100-yard rushing games since Tomlinson in 2001...on game-winning drive, carried ball on final four plays for 29 yards, including runs of 12 and 10 yards.

COLLEGE: First-team All-MAC as sophomore in 2011 and senior in 2013...team captain as senior... school's all-time leader with 4,049 career rush yards...season-record 1,535 rush yards in 2013... also set school mark for 100-yard games (20)...second in school annals with 33 touchdowns...three-time MAC East Offensive Player of Week in 2013 following wins over Eastern Michigan, Kent State and Ohio...latter award followed career-high 249-yard performance vs. Bobcats...two-time MAC East

Offensive Player of Week as sophomore in 2011, along with selection as Running Back Performer of Week by College Football Performance Awards after 235-yard effort vs. Akron...redshirted in 2009... played at Buffalo from 2010-13...sociology major.

PERSONAL: Born in Miami, Florida...two-year team captain at Southridge High School in Miami...invited to play in North Florida vs. South Florida All-Star Classic and Dade vs. Broward All-Star Game.

Regular Season		Rushing					Receiving					Kickoff Returns		
Year	Team	G-S	No.-Yds.	Avg.	Long	TD	No.-Yds.	Avg.	Long	TD	No.-Yds.	Avg.	Long	TD
2014	San Diego	14-7	160-582	3.6	52	3	36-271	7.5	50	1	1-22	22.0	22	0
2015	San Diego	8-1	31-108	3.5	15	0	13-112	8.6	17	0	8-197	24.6	30	0
Totals		22-8	191-690	3.6	52	3	49-383	7.8	50	1	9-219	24.3	30	0

Regular-Season Single-game Highs

Rushing Attempts — 26 at Oakland Oct. 12, 2014
 Rushing Yards — 114 vs. New York Jets Oct. 5, 2014
 Rushing Long — 52 vs. New York Jets Oct. 5, 2014
 Rushing TDs — 1 (3 times) Last: at Kansas City Dec. 28, 2014
 Rushing Long TD — 15 vs. New York Jets Oct. 5, 2014
 Receptions — 7 at Denver Oct. 23, 2014
 Receiving Yards — 68 vs. NY Jets Oct. 5, 2014

Receiving Long — 50 vs. NY Jets Oct. 5, 2014
 Receiving TDs — 1 vs. NY Jets Oct. 5, 2014
 Receiving Long TD — 9t vs. NY Jets Oct. 5, 2014
 Kickoff Returns — 4 vs. Cleveland Oct. 4, 2015
 Kickoff Return Yards — 107 vs. Cleveland Oct. 4, 2015
 Kickoff Return Long — 30 vs. Cleveland Oct. 4, 2015

2015	Date	Opp	Rushing No.-Yds	Avg.	Lg	TD	TDs	Receiving No.-Yds	Avg.	Lg	TD	TDs
	09/13	Det.	2-4	2.0	3	0		1-17	17.0	17	0	
	09/20	at Cin	1-2	2.0	2	0		0-0	0	0	0	
	09/27	at Min	8-26	3.3	6	0		0-0	0	0	0	
	10/04	Cle	0-0	0.0	0	0		0-0	0	0	0	
	10/12	Pit	0-0	0.0	0	0		0-0	0	0	0	
	10/18	at GB	7-23	3.3	6	0		4-40	10.0	14	0	
	10/25	Oak*	9-35	3.9	15	0		6-39	6.5	14	0	
	11/01	at Bal	4-18	4.5	6	0		2-16	8.0	10	0	
Totals			31-108	3.5	15	0		13-112	8.6	17	0	

Reserve-Injured: 11/9 vs. Chi, 11/22 vs. KC, 11/29 at Jax, 12/6 vs. Den, 12/13 at KC, 12/20 vs. Mia, 12/24 at Oak, 1/3 at Den

2015	Date	Opp	Rushing No.-Yds	Avg.	Lg	TD	TDs	Receiving No.-Yds	Avg.	Lg	TD	TDs
	09/21	at Buf	3-11	3.7	6	0		0-0	0	0	0	
	09/28	Jax	9-23	2.6	7	0		4-33	8.3	11	0	
	10/05	NYJ	19-114	6	52	1	15	4-68	17	50	1	9
	10/12	at Oak*	26-101	3.9	12	1	1	4-23	5.8	20	0	
	10/19	KC*	15-67	4.5	13	0		2-11	5.5	9	0	
	10/23	at Den*	13-36	2.8	23	0		7-27	3.9	22	0	
	11/02	at Mia*	13-19	1.5	11	0		1-7	7	7	0	
	11/16	Oak	13-36	2.8	8	0		1-3	3	3	0	
	11/23	STL	6-17	2.8	7	0		4-23	5.8	13	0	
	11/30	at Bal	1-7	7	7	0		0-0	0.0	0	0	
	12/07	NE	3-1	0.3	4	0		0-0	0.0	0	0	
	12/14	Den*	12-26	2.2	11	0		4-44	11	17	0	
	12/20	at SF*	13-53	4.1	22	0		3-28	9.3	12	0	
	12/28	at KC*	14-71	5.1	18	1	1	2-4	2	6	0	
Totals			160-582	3.6	52	3		36-271	7.5	50	1	

*Denotes starter



95

TENNY PALEPOI

Defensive Tackle
6-1, 298
3rd NFL Season
3rd with Chargers

Free Agent - '14
Utah
Skyline HS
Salt Lake City, Utah

A pleasant surprise who played in all 16 games as an undrafted rookie in 2014, Tenny Palepoi is looking to make a comeback after suffering a season-ending foot injury on the opening day of training camp in 2015.

Palepoi was one of only three undrafted rookies to make the Chargers' opening day roster in 2014. He had a leg up in knowing what to expect in the NFL as his older brother, Anton, spent five years as a defensive end in the League with Seattle, Denver and Arizona. Also, their father, Tony, played professional rugby for Samoa's National Team.



While Palepoi experienced the highs of playing in the NFL in 2014, he also endured a personal low. Just days before Thanksgiving, his older brother, Francis, passed away at the age of 42. Palepoi left the Chargers to attend his brother's funeral during a time that is normally reserved for celebration. Shortly after the funeral, Palepoi rejoined his Chargers teammates and matched his season high with three tackles in a 34-33 road win over the Baltimore Ravens.

Palepoi and his wife, Delaney, have two children — daughter Taytum and son Liam.

TRANSACTION HISTORY: Signed with Chargers May 13, 2014.

2015: Spent season on "Reserve-Injured" with foot injury. **2014:** Season-high two tackles for loss Oct.

Continued next page

Tenny Palepoi, cont.

19 vs. Kansas City...season high three tackles each in wins over St. Louis Nov. 23 and Baltimore Nov. 30.

COLLEGE: Second-team All-Pac-12 and team captain as senior...played 2012-13 seasons at Utah, totaling 74 tackles, 12.5 tackles for loss and 6.5 sacks...spent 2010-11 seasons at Snow College in Ephraim, Utah...

NJCAA All-America, first-team All-WSF and team captain as sophomore in 2011... sociology degree.

PERSONAL: Born in Salt Lake City, Utah...two-time all-state, including first team as senior, at Skyline High School in Salt Lake City...also two-time all-region choice and team captain.

Regular Season

Year	Team	G-S	Tack.-Asst.	Total	Sacks-Yds.	Int.-Yds.	Long	TD	Pass Def.	Fumbles For.-Rec.	TFL	Special Teams Tackles
2014	San Diego	16-0	14-4	18	0-0	0-0	0	0	0	0-0	4	0
2015	San Diego	"Reserve-Injured"										

Regular-Season Single-game Highs

Tackles — 3 (2 times) Last: at Baltimore Nov. 30, 2014



52

DENZEL PERRYMAN

Inside Linebacker
5-11, 240
2nd NFL Season
2nd with Chargers

Draft 2 - '15
Miami (Fla.)
Coral Gables HS
Coral Gables, Fla.

San Diego's defense is in good hands at inside linebacker with Denzel Perryman and Manti Te'o forming a potent 1-2 punch.

Last season, Te'o took the rookie Perryman under his wing and opposing offenses had no choice but to take notice. Te'o led the Chargers with 107 tackles with Perryman not far behind with 95. Perryman racked up 79 tackles in the team's last seven games and he fell just five tackles shy of becoming the first rookie in team history to record a 100-tackle season.

Off the field, Perryman and Te'o are nearly inseparable. The two spend countless hours together whether it's in meetings, out for a bite to eat, watch-

ing movies, or squaring off in one of their many heated video game battles.

Perryman comes from a family of football players. His father, Desmond, Sr., played linebacker and fullback at Perryman's alma mater, Coral Gables High School. Perryman's two older brothers, Quintero and Desmond, Jr., both played at Coral Gables as well before playing at Rutgers and North Carolina Methodist, respectively. And Perryman's younger brother, Derrius, is currently playing at Coral Gables.

Perryman has two daughters – Ella and Evee.



MORE CHARGERS CHAMPIONS

In March, Perryman joined Chargers President A.G. Spanos and Head Coach Mike McCoy at the ribbon-cutting ceremony for a brand-new weight room at Sweetwater High School. The weight room was built with a \$63,000 grant awarded in 2015 by Chargers Champions. Along with the weight room, the grant helped with the purchase of much-needed football equipment.

Perryman flew cross-country from Miami on his own time to take part in the ribbon-cutting ceremony.



TRANSACTION HISTORY: Second-round pick (48) by Chargers, May 1, 2015...signed May 13.

2015: Five special teams tackles Sept. 20 at Cincinnati, most in game by Chargers player since 2011... first NFL start Oct. 18 at Green Bay's Lambeau Field and led team with nine tackles...injured arm in first quarter Oct. 25 vs. Oakland and did not return... inactive Nov. 1 at Baltimore and Nov. 9 vs. Chicago (arm)...helped force early fourth-quarter three-and-out with 14-yard sack on 2nd-and-7 Nov. 22 vs. Kansas City...12 tackles in 31-25 win at Jacksonville Nov. 29...early-game tackle for loss contributed to three-and-out and Bolts scored touchdown on ensuing possession for first lead of game...paced squad with 15 tackles Dec. 6 vs. Denver...two tackles for loss among team-high nine tackles Dec. 13 at Kansas City...led team with 15 tackles, including nine-yard sack in first quarter, Dec. 24 at Oakland... paced squad with 12 tackles Jan. 3 at Denver.

COLLEGE: Associated Press third-team All-America as senior...honorable mention by SI.com as junior... three-time All-ACC pick – first-team as junior and senior and honorable mention as sophomore...Defensive MVP and UM Hard Hitter Award as junior...ACC Linebacker of Week after 21-16 win over No. 12 Florida in 2013...led team in tackles as junior and

senior, and led ACC freshmen in tackles in 2011 as true freshman...finished career with 351 tackles, 4.5 sacks, 27 tackles for loss, seven forced fumbles and two interceptions...sociology major.

PERSONAL: Born in Miami, Florida...area defensive player of year as junior at Coral Gables (Fla.) High.

Regular Season

Year	Team	G-S	Tack.-Asst.	Total	Sacks-Yds.	Int.-Yds.	Long	TD	Pass Def.	Fumbles For.-Rec.	TFL	Special Teams Tackles
2015	San Diego	14-9	72-23	95	2-23	0-0	0	0	0	1-0	9	6

Regular-Season Single-game Highs

Tackles — 15 (2 times) Last: at Oakland Dec. 24, 2015

Sacks — 1 (2 times) Last: at Oakland Dec. 24, 2015



31

ADRIAN PHILLIPS

Safety

5-11, 210

2nd NFL Season

3rd with Chargers

Free Agent - '14

Texas

Garland HS

Garland, Tex.

A former undrafted rookie who worked his way up from the practice squad, Adrian Phillips returns for a third season with the Chargers after appearing in nine games in 2015.

Phillips started for the Chargers at free safety in the team's 2015 season finale at Denver and recorded his first NFL interception off Broncos quarterback Brock Osweiler.

In his free time, Phillips enjoys traveling to tropical destinations, bike riding, playing golf and basketball, and spending time at the beach.

His brother, Byron Phillips, played running back at Harding University in Searcy, Arkansas, and the University of North Texas

TRANSACTION HISTORY: Signed with Chargers June 16, 2014...waived Aug. 30...re-signed to practice squad, Sept. 1...waived Sept. 23...re-signed to practice squad, Sept. 29...waived Oct. 1...re-signed to practice squad, Oct. 7...signed to active roster, Nov. 1...waived Nov. 3...re-signed to practice squad, Nov. 5...re-signed to active roster, Nov. 15...waived Nov. 29...re-signed to practice squad, Dec. 2...re-signed with Chargers, Dec. 29, 2014...waived Sept. 5...re-signed to practice squad, Sept. 7...signed to active roster, Sept. 19...waived Oct. 12...re-signed to practice squad, Oct. 14...re-signed to active roster, Oct. 20...waived Dec. 9...re-signed to practice squad, Dec. 11...re-signed to active roster, Dec. 16.

COLLEGE: Honorable mention All-Big 12 and team captain as senior...co-winner of 2013 Dr. Nasser Al-Rashid Strength and Conditioning Award...Big 12 Commissioner's Honor Roll in Fall 2011...206 total tackles, 10 tackles for loss, one sack, seven pressures, six interceptions and 11 passes defended...played at Texas from 2010-13...communications major.

PERSONAL: Born in Dallas, Texas...District 10-5A MVP and Offensive Player of Year, all-state, all-area and two-time first-team all-district at Garland (Tex.) High School...lettered in track and field in 400 meters and shot put.

2015: First NFL interception Jan. 3 at Denver, returning pick 39 yards to set up field goal. **2014:** NFL debut Nov. 2 at Miami...also played Nov. 16 vs. Oakland and Nov. 23 vs. St. Louis.

Regular Season

Year	Team	G-S	Tack.-Asst.	Total	Sacks-Yds.	Int.-Yds.	Long	TD	Pass Def.	Fumbles For.-Rec.	TFL	Special Teams Tackles
2014	San Diego	3-0	0-1	1	0-0	0-0	0	0	1	0-0	0	0
2015	San Diego	9-2	14-5	19	0-0	1-39	39	0	0	0-0	1	3
Totals		12-2	14-6	20	0-0	1-39	39	0	1	0-0	1	3

Regular-Season Single-game Highs

Tackles — 4 vs. Cleveland Oct. 4, 2015

Interceptions — 1 at Denver Jan. 3, 2016

Interception Return Yards — 39 at Denver Jan. 3, 2016

Interception Return Long — 39 at Denver Jan. 3, 2016



93

DARIUS PHILON

Defensive End
6-1, 300
2nd NFL Season
2nd with Chargers

Draft 6 - '15
Arkansas
Vigor HS
Mobile, Ala.

The youngest player on the Chargers' roster at the end of the 2015 season, Darius Philon showed toughness and resiliency.

A little more than a month into his rookie season, a hip injury put the youngster on the "Reserve-Injured" list with a designation for return. Philon missed eight games, but he returned to play in the Bolts' last four games.

Philon went to school at Arkansas where he redshirted for a year before playing two seasons (2013-14) for the Razorbacks. With a young son, Darius, Jr. - who

was born last August - on the way, Philon decided he needed to provide for his family and tossed his hat into the NFL ring after his redshirt sophomore season. Philon rolled the dice by leaving school after just three years, but the Chargers' sixth-round pick played well as a rookie and showed he made the right decision.

At Arkansas, it didn't take long to see that Philon had NFL potential. His first collegiate start came as a redshirt freshman in 2013 against the No. 1 team in the nation, Alabama. That afternoon, Philon racked up a career-high eight tackles against the Crimson Tide.

TRANSACTION HISTORY: Sixth-round pick (192) by Chargers, May 2, 2015.

COLLEGE: Second-team All-SEC in 2014...92 tackles, 20.5 tackles for loss, 7.5 sacks and three forced fumbles during career...SEC Defensive Lineman of Week after Ole Miss game in 2014...redshirted in 2012...played at Arkansas from 2013-14...enrolled in college of arts and science.

2015: Tackle for loss near goal line Sept. 20 at Cincinnati...inactive Oct. 12 vs. Pittsburgh (hip)...placed on "Reserve-Injured" with designation to return Oct. 17...returned to active roster Dec. 12 and returned to game action Dec. 13 at Kansas City...five-yard sack late in first quarter vs. Chiefs negated by penalty away from play...lone stop was five-yard tackle for loss Jan. 3 at Denver.

PERSONAL: Born in Mobile, Alabama...helped lead Vigor High School in Mobile to 2011 5A State Championship Game...selected to play in Alabama/Mississippi All-Star Game following senior season.

Regular Season							Pass	Fumbles	Special Teams			
Year	Team	G-S	Tack.-Asst.	Total	Sacks-Yds.	Int.-Yds.	Long	TD	Def.	For.-Rec.	TFL	Tackles
2015	San Diego	8-0	6-1	7	0-0	0-0	0	0	1	0-0	2	0

Regular-Season Single-game Highs
 Tackles - 2 (2 times) Last: vs. Miami Dec. 20, 2015

CHARGERS 10 GREATEST COMEBACK WINS

Date	Opponent	Trailed by:	Final Score
Dec. 20, 2014	at San Francisco	21 in third quarter (7-28)	38-35 (OT)
Nov.12,2006	at Cincinnati	21 in third quarter (7-28)	49-41
Sept.13,2015	Detroit	18 in second quarter (3-21)	33-28
Dec.14,2008	at Kansas City	18 in third quarter (3-21)	22-21
Sept.4,1994	at Denver	18 in second quarter (6-24)	37-34
Nov.22,1998	Kansas City	17 in fourth quarter (17-34)	38-37
Nov.19,2006	at Denver	17 in third quarter (7-24)	35-27
Jan.8,1995	Miami	15 in third quarter (6-21)	22-21
Dec.9,2007	at Tennessee	14 in fourth quarter (3-17)	23-17 (OT)
Nov.18,1984	Miami	14 in fourth quarter (14-28)	34-28 (OT)



17

PHILIP RIVERS

Quarterback
6-5, 228
13th NFL Season
13th with Chargers

Trade (New York Giants) - '04
North Carolina State
Athens HS
Decatur, Ala.

One of the NFL's most accurate and prolific passers over more than a decade, Philip Rivers' statistics will one day merit Pro Football Hall of Fame consideration.

Less than a month before the start of the 2015 season, Rivers signed a four-year contract extension that will keep him in Lightning Bolts through the 2019 season. It will also in all likelihood allow him to end his career in the same place in which he started it in 2004.

There was no letup in Rivers' game in 2015 as he led the NFL and set new franchise marks for single-season completions (437) and attempts (661). The team's Most Valuable Player for the seventh time in his career and a Pro Bowl alternate, Rivers also finished the 2015 season with 4,792 passing yards, second-most in the NFL and the second in a season in team history. He fell just 10 yards shy of matching Dan Fouts' 1981 franchise record of 4,802 yards.

Along the way, Rivers had a number of outstanding performances in 2015.

- Sept. 13 against Detroit, he passed for 404 yards, most by a Chargers' quarterback in a season opener. He threw two touchdowns against the Lions to raise his career total to 254, tying Fouts for most in franchise history. And he closed out the Lions' game by completing a team-record 20-straight passes. The following week in Cincinnati, Rivers completed his first two passes, extending his completion streak to 22. That tied Joe Montana, Mark Brunell, David Carr and Matt Ryan for the third-longest streak in NFL history.

- Oct. 18 at Green Bay, Rivers registered the first 500-yard game in franchise history and set team single-game marks for attempts (65), completions (43) and yards (503).
- Nov. 1 at Baltimore, he recorded his fifth-straight 300-yard game, a new team record. He would go on to finish the year with eight 300-yard games, tying Fouts (1980) for the most in a season in team history.
- And Nov. 29 in Jacksonville, he became the 17th quarterback in NFL history to eclipse 40,000 passing yards, doing so in the fourth-fewest games (159).

Rivers heads into 2016 as the franchise's all-time leader in regular-season wins (92), consecutive starts (160), completions (3,462), completion percentage (64.8), touchdown passes (281), passer rating (95.5), 400-yard games (eight) and three-touchdown games (44). This season he'll most likely also take over the franchise's all-time marks for pass attempts, passing yards and 300-yard games. He's currently second in all three categories with 5,339 attempts, 41,219 yards and 45 300-yard games. He'll need just 266 completions, 1,594 yards and seven 300-yard games to overtake Fouts in all three categories.

In addition to his superior standing in the Chargers' record books, Rivers will embark on the 2016 season ranked in the NFL's top 20 in every major passing category. This includes ranking 18th in attempts (5,339), 14th in completions (3,462), seventh in completion percentage (64.8), 14th in yards (41,447), 11th in touchdown passes (281) and eighth in passer rating (95.5).

PHILIP RIVERS' HONORS BOARD



Five-time Pro Bowl selection
 (2006, 2009-11, 2013 seasons)



Seven-Time Chargers MVP (2008-11, 2013-15),
 Two-Time Offensive Player of the Year (2006, 2008)
 & co-Most Inspirational Player (2007)



NFL Comeback Player of the Year —
 Associated Press and PFWA (2013)



Seven-Time AFC Offensive Player of the Week &
 Four-Time AFC Offensive Player of the Month



10-Time FedEx Air
 NFL Player of the Week



2010 NFL Alumni Association
 Quarterback of the Year



USA Today Chargers MVP
 (2010)



Dallas Morning News' MVP
 (2009)

On his way up the touchdown and passing yardage charts in 2015, Rivers passed some of the NFL's all-time greats. On the touchdowns list, the quarterbacks he passed included Fouts, Sonny Jurgensen, Dave Krieg, Joe Montana and Vinny Testaverde. On the yardage list, he moved past Donovan McNabb, Boomer Esiason, Krieg, Montana and Kerry Collins.

Rivers is 92-68 (.575) as a starter during his career. He's led the Chargers to four AFC West titles and taken the team to the playoffs five times. His win-loss ledger includes a 53-27 (.663) mark at home and 36-24 (.600) in AFC West games.

One of the NFL's fiercest competitors on the field, Rivers is one of the League's kindest souls off the field. While wife Tiffany and the couple's eight children come first in his life, Rivers has a large community presence, especially when it comes to foster children and those suffering from life-threatening illnesses. More often than not, Rivers dotes on these youngsters away from the glare of the camera. One such example took place the day before the Chargers faced the Baltimore Ravens last October when he visited Baltimore's Children's Hospital and sur-



prised a young man named Grant Shouse, who was battling a rare form of blood cancer. A month later, the day before the Chargers faced the Jacksonville Jaguars, Rivers spoke to a group of juvenile offenders in the Florida city.

Rivers was one of three finalists for the 2011 Walter Payton NFL Man of the Year Award for his work with the Rivers of Hope Foundation, an endeavor he and Tiffany oversaw from 2010-12. The Foundation helped unwanted, abandoned and orphaned children, and raised more than \$1,000,000 for the cause through football camps, a 5K Fun Run and personal contributions. The Foundation also supported the San Pasqual Academy, a residential education campus designed specifically for foster teens. In 2014, Rivers lent his support to another cause called "Passing it On," where he helped raise more than \$112,000 for San Diego's Ronald McDonald House.

Rivers is a devout Catholic. In May 2014, he was invited to deliver the commencement speech to graduating seniors at Catholic University in Washington, D.C. The University also presented him with an honorary Doctor of Humane Letters degree. It was the second time he was asked to deliver a commencement speech. In May 2012, he returned to North Carolina State University, to speak at his alma mater's graduation ceremonies.

Rivers and his wife, Tiffany, grew up together in Alabama. They were married after his freshman season at NC State. The couple has eight children - six girls and two boys. A common sight is to peer down on the field at Qualcomm Stadium after games and see Rivers on the field playing catch with his kids.

Rivers' brother, Stephen, played college football as a quarterback at LSU and Vanderbilt before finishing his career at Northwestern State, La., in 2015.

MILESTONES

In passing for 4,792 yards in 2015, Rivers extended several milestones:

- He went over 3,000 yards passing for the 10th-consecutive season. It's the fifth-longest streak in NFL history behind Brett Favre (18, 1992-09), Peyton Manning (13, 1998-10), Drew Brees (12, 2004-15) and Eli Manning (11, 2005-15).
- He went over 4,000 yards for the seventh time in his career, fourth-most in NFL history. The only players with more are Peyton Manning (14), Drew Brees (10, including 2015) and Tom Brady (8, including 2015).
- And he surpassed 4,500 passing yards for the third time in his career, most in team history. Rivers' three 4,500-yard seasons are tied with Matt Ryan and Matthew Stafford for fourth in NFL history behind Drew Brees (7, including 2015), Peyton Manning (6) and Tom Brady (4, including 2015).

In throwing 29 touchdown passes in 2015, Rivers extended several additional milestones:

- He posted his eighth-straight 25-touchdown season, becoming one of only three quarterbacks in NFL history with at least that many consecutive 25-touchdown seasons, joining Peyton Manning (13, 1998-2010) and Drew Brees (10, 2006-15).
- He finished 2015 one touchdown shy of a fifth-career 30-touchdown season. Rivers is tied with Dan Marino and Tony Romo for the sixth-most 30-touchdown seasons in NFL history (four). The only players with more 30-touchdown seasons than Rivers and company are Brett Favre and Peyton Manning (9), Drew Brees (8, including 2015), Tom Brady (6, including 2015) and Aaron Rodgers (5, including 2015).

Rivers ended 2015 having started 160 straight regular-season games, the NFL's second-longest active streak behind Eli Manning's 183. Rivers has started every game since 2006. He, Manning, Brett Favre and Peyton Manning are the only quarterbacks in NFL history to start at least 150 consecutive games.

IMPRESSIVE NUMBERS

- Philip Rivers has thrown three or more touchdown passes in a game a team-record 44 times in his career. The Chargers are 33-11 in those games.
- Rivers has posted a passer rating of 120 or higher 39 times in his career. The Chargers are 35-4 (.897) in those games. He's also posted a rating of 130.0 or higher 21 times and the Bolts are 21-0 in those games.
- Rivers passed for more than 300 yards in a game 46 times in his career. The Bolts are 26-20 in games when No. 17 passes for more than 300 yards.
- Rivers is 36-24 (.600) as a starter in regular-season AFC West games. In 60 games, he's completed 1,211 of 1,925 (62.9 pct.) for 14,703 yards with 92 touchdowns and 55 interceptions for a 90.4 passer rating.
- Rivers is one of the NFL's top late-season quarterbacks. Since taking over as the Bolts' starting quarterback in 2006, he has guided the Chargers to a record of 35-13 (.729) in regular-season games played in December and January.
- Rivers is not only great in December and January, but in the second half of the season overall. Throughout his career, Rivers is 56-32 (.636) as a starter in games played after Nov. 1 and his 94.0 career passer rating in Games 9-16 of the regular season ranks ninth all-time.

Rivers grew up in Decatur, Alabama. His dad, Steve, a former linebacker at Mississippi State, was the head football coach at Decatur High School and Philip was a water boy for the team. Rivers found his passion for the game by watching his dad up close and from backyard games in which the future Chargers signal-caller would mark out a field using chalk and pylons borrowed from the equipment room at Decatur High.

Shortly before Philip was set to enroll at Decatur, Steve took the head coaching job at nearby Athens High School and Philip followed. He played linebacker as a sophomore and moved to quarterback as a junior. After graduation, he enrolled at North Carolina State where he led the Wolfpack to four bowl games and a 34-17 record, including 3-1 in bowl games. A five-time MVP in Bowl games, including the 2004 Senior Bowl, Rivers is still the Wolfpack's all-time leader for career passing yards (13,484), attempts (1,710), completions (1,087), touchdowns (95), completion percentage (63.6%), and 300 (19) and 400-yard games (seven). His passing yardage total still ranks seventh all-time among Division-I quarterbacks.

This April, Rivers returned to the N.C. State campus in Raleigh for alumni weekend and while he was there, Rivers delivered a fiery pep-talk to the Wolfpack prior to their annual Kay Yow Spring Game.



Rivers originally came to the Chargers in 2004 in a blockbuster trade with the New York Giants. Less than an hour after the Bolts selected Eli Manning with the No. 1 pick in the '04 NFL Draft, Manning was on his way to the Big Apple in exchange for Rivers and a slew of draft picks.

Rivers spent most of his first two years on the bench behind Drew Brees before taking the reins in 2006. That season, Rivers was voted to the Pro Bowl after leading the Chargers to a team-record 14 wins, including 10-straight to close out the season. The Chargers finished undefeated at home for the first time in team history and scored a team-record 492 points. That November, Rivers became the first quarterback in NFL history to rally a team from 17-point deficits in consecutive weeks and he led 19 straight scoring drives that ended in touchdowns, a team record and the fifth-longest streak in NFL history.

Rivers led the Chargers to the AFC Championship Game in 2007. Rivers' toughness, both mental and physical, was put on full display in the final weeks of the regular season and the playoffs. During a December victory in Tennessee, he had to leave the game briefly after spraining his knee in the first half. He returned in the second half and led the Chargers to a come-from-behind victory in overtime. Rivers continued to play the final month of the season in severe pain. Things got worse five weeks later when Rivers suffered a torn ACL during the Bolts' Divisional Playoff game in Indianapolis. Backup Billy Volek replaced Rivers and led the Chargers to an improbable win over the Colts. Rivers, meanwhile, had arthroscopic surgery to repair a torn ACL the day after the win over Indianapolis, and just six days later he started

and took every snap on a frigid day in the AFC Championship Game at New England.

In 2008, Rivers threw a team record 34 touchdown passes, tied for most in the NFL. He recorded his first 4,000-yard season and led the league with a team-record passer rating of 105.5. Rivers threw an NFL-best 15 touchdown passes on third down and helped the Chargers score an NFL-leading 152 points in the fourth quarter. He logged six 300-yard games, the most by a Chargers quarterback since 1985 and he became the first Bolts quarterback since 1991 to do so in consecutive games. Rivers capped off 2008 with a sensational December, leading the Chargers to the playoffs with a 4-0 mark to improve his career record in December to 14-0.

In 2009, Rivers was selected to the Chargers' 50th Anniversary All-Time Team. He was one of five quarterbacks that season to pass for over 4,000 yards, throw 25 or more touchdowns and record a season passer rating above 100.0. Four times — tied with Brett Favre for most in the NFL — Rivers posted a single-game passer rating of 130.0 or better. During an 11-game win streak to close out the regular season, Rivers threw 21 touchdown strikes and completed 69.0 percent of his passes. His cumulative passer rating during those 11 weeks (112.0) was tops in the NFL. By the end of 2009, Rivers had thrown 105 touchdown passes to only 44 interceptions, the best-ever touchdown-to-interception ratio by an NFL quarterback in his first four years as a starter.

In 2010, Rivers threw for a career-high and NFL-leading 4,710 yards. It was the 10th-most yards in a season in NFL history and the third-most in team history. Rivers had a career-high six 300-yard games, including a team-record 455 yards against Seattle. His third 4,000-yard season tied Fouts for most in team history. At the midpoint of the season, Rivers had thrown for 2,649 yards, an NFL record for the first eight games of a season, breaking yet another mark which Fouts (2,580) had set (1982). Rivers led the NFL with 66 completions 20 yards or longer, including 12 that went for touchdowns. Those were the second-most in the NFL. Rivers completed a team-record 66 percent of his passes and ranked second in the NFL in passer rating (101.8). It capped a 2008-10 stretch in which he was the only quarter-

RIVERS & McCOY — A WINNING COMBINATION

Since Mike McCoy arrived in San Diego in 2013, Philip Rivers has posted the three highest single-season completion percentage marks in team history. In 2013, he completed a team-record 69.5 percent of his passes followed by marks of 66.2 in 2014 and 66.1 in 2015.

Among quarterbacks who played in every game of the 2013-15 seasons, Rivers' has the highest completion percentage (67.3), the second-highest passer rating (97.4), and the second-most yards (13,556) and touchdown passes (92), and the fourth-fewest interceptions (42).



Continued next page

back in the league to post a season passer rating over 100.0 each season. Rivers joined Steve Young and Peyton Manning as the only passers ever to post a rating of 100.0 or higher three straight years. Rivers threw 30 touchdown passes in 2010 and became the first quarterback in team history with 25 or more in three-straight seasons. It included a team-record stretch of 23 straight games with a touchdown pass, breaking Fouts' mark of 20 straight (1979-80). During the streak, Rivers joined Fouts (1985) and Brees (2004) as the only Chargers' quarterbacks with back-to-back four-touchdown games.

Rivers completed a then-team-record 366 passes and threw for 4,624 yards in 2011, joining Dan Marino (1980-81), Warren Moon (1990-91), Manning (2009-10) and Brees (2010-11) as the only players in NFL history with back-to-back 4,500-yard seasons. Rivers also joined Manning (1999-04 and 2006-10) and Brees (2006-11) as the only quarterbacks with at least four-straight 4,000-yard seasons.

In 2012, Rivers passed for 3,606 yards, ending a run of four straight 4,000-yard seasons. He threw 26 touchdown passes extending his streak of 25-touchdown seasons to five.

Rivers was named NFL Comeback Player of the Year after leading the Chargers to a 9-7 mark in 2013. He was selected to the Pro Bowl and named team MVP, both for the fifth time in his career. Rivers completed a team-record and NFL-leading 69.5 pct. of his passes for 4,478 yards with 32 touchdowns and just 11 interceptions for a team-record-tying 105.5 passer rating. He completed a team-record 378

passes. Rivers set a team record with three 400-yard passing games, he became the first quarterback to throw for more than 400 yards in consecutive games, and he passed for more than 390 yards four times, tying Marino (1984) and Joe Montana (1990) for the most in a season in NFL history. Rivers also made history joining Favre (2009) and Brees (2011) as the only quarterbacks in NFL history to complete at least 20 passes and 80 percent of their pass attempts three times in a season.

Rivers performed at an all-star level again in 2014. He led the Chargers to nine wins, including an early-season victory over the defending Super Bowl champion Seattle Seahawks. That win over the Seahawks launched an NFL-record run of five straight games where Rivers posted a passer rating above 120, besting the previous mark of four games set by Johnny Unitas (1965) and Kurt Warner (2009). A Pro Bowl second-alternate, Rivers was named the team's most valuable player for the sixth time in his career after passing for 4,286 yards and 31 touchdowns. Along the way, he moved into 16th place on the NFL's all-time list for touchdown passes (252) and 20th place on the league's all-time list for career passing yards (36,655). In 2014 alone, Rivers moved past some notable greats on both lists, including Steve Young, George Blanda, Jim Kelly and Len Dawson.

TRANSACTION HISTORY: First-round pick (4) by New York Giants, April 24, 2004...traded to Chargers, April 24...signed six-year contract, Aug. 24...signed six-year extension thru 2015, Aug. 24, 2009...agreed to four-year extension thru 2019, Aug. 17, 2015

THE COMEBACK KING

In the Chargers' 2015 season opener against Detroit on Sept. 13, Philip Rivers led the Chargers to a fourth-quarter come-from-behind victory. It marked the 21st such victory in his career. The Chargers trailed the Lions 21-20 entering the fourth before claiming a 33-28 victory. Below is a look at all 21 of Rivers' career fourth-quarter comeback wins.

Date	Opp.	Deficit	Final Score
11/12/06	at Cincinnati	28-38	Won, 49-41
11/19/06	at Denver	21-27	Won, 35-27
11/26/06	vs. Oakland	7-14	Won, 21-14
12/24/06	at Seattle	13-14	Won, 20-17
12/09/07	at Tennessee*	3-17	Won, 33-17
09/28/08	at Oakland	3-15	Won, 28-18
12/14/08	at Kansas City	10-21	Won, 22-21
12/21/08	at Tampa Bay	20-24	Won, 41-24
01/03/09	Indianapolis*	14-17	Won, 23-17
09/14/09	at Oakland	17-20	Won, 24-20
11/08/09	at N.Y. Giants	14-20	Won, 21-20
11/07/10	at Houston	21-23	Won, 29-23
09/11/11	Minnesota	14-17	Won, 24-17
09/15/13	at Philadelphia	23-27	Won, 33-30
09/29/13	Dallas	20-21	Won, 30-21
11/24/13	at Kansas City	24-28	Won, 41-38
12/29/13	Kansas City*	14-24	Won, 27-24
10/12/14	at Oakland	21-28	Won, 31-28
11/30/14	at Baltimore	13-23	Won, 34-33
12/20/14	at San Francisco*	21-35	Won, 38-35
09/13/15	Detroit	20-21	Won, 33-28

^AFC Wild Card Playoffs

*Overtime game

2015: Pro Bowl fourth-alternate...Chargers Most Valuable Player...Team Captain...FedEx Air NFL Player of Week after throwing two touchdowns Sept. 13 vs. Detroit...tied Dan Fouts' team record for career touchdown passes (254)...was Rivers' 149th career game, compared to 181 Fouts played during his career...completed 83 percent (34 of 41) for 403 yards (103.6 rating)...yards were most by Chargers' QB on opening day in franchise history...was team-record seventh-career 400-yard game...team-record 20 straight completions to close out game, including last nine of third quarter and all 11 in fourth quarter while throwing for 229 yards and two touchdowns...completion percentage vs. Lions (83 percent) was fourth-highest of career and eighth-highest in franchise history...Chargers trailed 21-20 at start of fourth quarter to mark 21st career fourth-quarter come-from-behind victory...also overcame early 18-point deficit (21-3), which matched second-largest in team annals...Sept. 20 at Cincinnati, threw two touchdown passes (career No. 255 and 256) to set new franchise record and move into sole possession of 14th all-time...also moved past Sonny Jurgensen (255) for 14th all-time...vs. Bengals, had streak of 22 straight completions (dating to Sept. 13) come to end...tied for third-longest streak in NFL history (Joe Montana-1987, Mark Brunell-2006, David Carr-2006 and Matt Ryan-2012)...passed for 241 yards vs. Ben-

gals to move past Donovan McNabb for 18th on NFL's all-time passing yardage list...**AFC Offensive Player of Week and FedEx Air NFL Player of Week** after completing 23 of 38 for 358 yards with the three touchdowns and no interceptions (118.1 rating) in 30-27 win vs. Cleveland Oct. 4...made 148th consecutive start in Browns game, tying Russ Washington's franchise record...was 40th-career three-touchdown game...drove team eight plays and 57 yards over final 2:09 of game for game-winning 34-yard field goal as time expired...marked 25th-career game-winning drive in fourth quarter or overtime...set new team record with 149th consecutive start on ESPN's Monday Night Football Oct. 12 vs. Pittsburgh...two touchdown passes vs. Steelers to increase career total to 262 and move past Dave Krieg (261) and into 13th all-time...threw for 365 yards vs. Steelers and raised career total to 38,269 to pass Boomer Esiason (37,920) and Krieg (38,147) for 17th all-time...was 40th-career 300-yard game...**FedEx Air NFL Player of Week** after making 150th consecutive start and setting franchise records for attempts (65), completions (43) and yards (503) Oct. 18 at Green Bay...was first 500-yard game in franchise history and 17th in NFL history...eighth-career 400-yard game, extending team record...became fourth quarterback in NFL history to start 150 straight games...passed for 336 yards Oct. 25 vs. Oakland and tied team record with fourth-straight 300-yard game...passed for 301 yards Nov. 1 at Baltimore for team-record fifth-straight 300-yard passing game...Fouts held previous mark (four games)...completed 28 of 37 with three touchdowns and no interceptions for season-high 126.1 passer rating, including 19 of 22 for 157 yards and two touchdowns in first half...70-yard touchdown pass to Malcom Floyd in third quarter was third-longest of career...Nov. 9 vs. Chicago, went over 3,000 yards for 10th-consecutive season...set franchise-record for career completions Nov. 22 vs. Kansas City, passing Fouts (3,297)...tied career-high with four touchdown passes Nov. 29 at Jacksonville to raise career total to 275 and move past Joe Montana (273) and into tie with Vinny Testaverde for 11th all-time...passed for exactly 300 yards vs. Jaguars to raise career total to 40,166 and become 17th player in NFL history with 40,000 career yards...reached 40,000 in 159 career games, fourth-fastest in NFL history...made perhaps biggest play of game with feet, scrambling eight yards for first down on 4th-and-7 play to sustain touchdown drive that gave Bolts 31-19 lead...passed for 263 yards Dec. 13 at Kansas City to raise career total to 40,631 and move past Hall of Fame quarterback Joe Montana (40,551) for 15th on NFL's all-time passing yardage list...three touchdown passes, all to Danny Woodhead, Dec. 20 vs. Miami, raising season total to 26 for eighth-straight 25-TD season...joined Peyton Manning (13, 1998-2010) and Drew Brees (10, 2006-15) as only QBs in NFL history with at least eight-straight 25-TD seasons...passed for 311 yards against Dolphins to raise his career total 40,942 and pass Kerry Collins (40,922) for 14th all-time...Dolphins

game marked eighth 300-yard game of season, tying Fouts' (1980) team record...raised season total to 4,287 yards for seventh-career 4,000-yard season, fourth-most in NFL history behind Peyton Manning (14), Drew Brees (10, including 2015) and Tom Brady (8, including 2015)...surpassed 4,500 passing yards for team-record third time in career Dec. 24 at Oakland...passed for 228 yards in Jan. 3 season finale at Denver to finish season with 4,792 yards, second in team history and 10 yards shy of franchise single-season mark. **2014: Chargers Team MVP...Pro Bowl second alternate...Team Captain**...franchise-record 379 completions...fourth in NFL in completion percentage (66.5), eighth in yards (4,286) and touchdown passes (31), and sixth in third-down pass efficiency (105.4)...**No. 34 on NFL Network's list of Top 100 players at start of season...AFC Offensive Player of the Month (September)...FedEx Air NFL Player of Week** after 30-21 home win over defending Super Bowl Champion Seattle Seahawks Sept. 14...completed 28 of 37 (75.7 pct.) for 284 yards with three touchdowns, all to Antonio Gates, for rating of 124.2...ran career-high 11 times vs. Seahawks...two touchdown passes Sept. 21 at Buffalo to tie own team record of 23 straight games with TD pass...completed 18 of 25 (72.0 pct.) and rating of 131.4 vs. Bills...**FedEx Air NFL Player of Week** after team-record 24th straight game with touchdown pass Sept. 28 vs. Jacksonville...completed 29 of 39 (74.4 pct.) for 377 yards with three touchdowns and no interceptions for a 130.0 rating...third straight game with rating above 120.0, tying longest stretch of career (2008 and '11) and third straight game completing better than 72.0 percent...threw touchdown passes of 43 and 47 yards to Eddie Royal and 24 yards to Malcom Floyd for first-career game with three touchdowns of 24 yards or longer...completed 71.4 percent (20 of 28) in 31-0 win over New York Jets Oct. 5...fourth straight game with completion percentage above 70, tying longest stretch of career...passed for 288 yards with three touchdowns for passer rating of 125.3, NFL-record fourth straight game with rating above 120 (min. 20 att.)...second quarter interception ended streak of 128 consecutive passes without pick, dating to first half of Sept. 8 season opener at Arizona...extended team record streak of games with touchdown pass to 25...final TD pass of game was 233rd of career to pass Steve Young (232) for 23rd all-time...three touchdown passes and 313 yards in 31-28 win at Oakland Oct. 12 for fifth-straight multi-TD game, tying best stretch of career...also extended NFL-record streak of games with passer rating over 120 to five...went 7 of 10 for 104 yards and three touchdowns on third down...TD passes were 234th-236th of career to pass Donovan McNabb (234) tie George Blanda (236) for 21st all-time...completed 64.7 percent vs. Raiders, ending streak of games with completion percentage above 70 at four, tying longest stretch of career...threw 237-238th touchdown passes of career Oct. 19 vs. Kansas City to pass Jim Kelly (237) for 20th all-time...sixth-straight multi-TD game, tying Dan

Fouts (1981) for most in team history...NFL-record streak of five straight games with passer rating over 120.0 came to end, but passed for 205 yards to raise career total to 34,330 and pass Steve DeBerg (34,241) for 25th all-time...three touchdowns Oct. 23 at Denver to raise career total to 241 and pass Len Dawson (239) for 19th all-time...was franchise-record seventh-consecutive multi-TD game...30 completions vs. Broncos to raise career total to 2,831 and pass Johnny Unitas (2,830) for 25th all-time...team-record streaks of 28-straight games with touchdown pass and seven-straight multi-TD games both ended Nov. 2 at Miami...first game without TD pass since Dec. 2, 2012...during Dolphins game, moved past Jim Hart (34,665 yards) and Matt Hasselbeck (34,667) and into 23rd on NFL's all-time passing list...Nov. 16 vs. Oakland, passed Jim Everett (34,837) for 22nd on all-time yardage list...season-high .829 completion percentage (29 of 35) Nov. 23 vs. St. Louis...14 of 15 for 185 yards and touchdown in second half, including 7-of-7 for 92 yards in third quarter...during game, went over 35,000 passing yards for career...season-high 383 yards and three touchdowns in 34-33 win at Baltimore Nov. 30...led team back from two 10-point deficits in fourth quarter...down 30-20 with 6:13 left, led 77-yard drive capped by 23-yard touchdown pass to Keenan Allen...then down 33-27, led game-winning 80-yard drive in 1:44 and threw game-winning one-yard TD pass to Royal with 38 seconds left...8 of 8 for 156 yards on third down vs. Ravens...raised career touchdown total to 246 and passed John Hadl (244) for 18th all-time...also in Ravens game, raised career yardage total to 35,587 and moved into 20th all-time, passing Carson Palmer and Jim Kelly...made 140th straight start in Baltimore, tying Walt Sweeney for second-longest streak in team history...threw 248th career touchdown pass Dec. 14 vs. Denver to pass Boomer Esiason (247) for 17th all-time list...**AFCC Offensive Player of the Week, FedEx Air NFL Player of the Week and Monday Morning Quarterback Offensive Player of the Week** after leading Chargers to 38-35 overtime win at San Francisco on Dec. 20...was 20th-career fourth-quarter come-from-behind win...led Bolts from two 21-point deficits, tied for highest in franchise history (Nov. 12, 2006 at Cincinnati), and 35-21 deficit in fourth quarter...tied career-high with four touchdown passes including three in second half and two in final 5:15 to send game to overtime...led 85 and 80-yard touchdown drives in final 8:55, including game-tying 11-yard touchdown pass to Floyd with 29 seconds remaining...during game-tying drive, completed 17-yard 4th-and-7 pass to Royal and 17-yard 4th-and-10 pass to Dontrelle Inman...also completed 3,000th career pass on drive...then proceeded to lead nine-play, 40-yard game-winning drive in OT...career-high 54 pass attempts in game...with four TD passes vs. 49ers, raised career total to 252 to become 17th QB in NFL history with 250 and passed Drew Bledsoe (251) for 16th all-time...topped 4,000 yards for sixth time of career, extending franchise record, during Dec. 28 season finale at Kansas City...tied Dan Marino and Brett Favre for sixth-most

4,000-yard seasons in NFL history. **2013: Pro Bowl... Associated Press and PFWA Comeback Player of the Year...Chargers Team MVP...Team Captain...** three touchdown passes in first half of Sept. 9 season-opener vs. Houston...fourth-career game with three TDs in first half and second against Texans (Oct. 28, 2007 at Houston)...four total TD passes for fifth-career four-TD game and second versus Texans (Nov. 7, 2010 at Houston)...**AFCC Offensive Player of the Week** after leading Chargers to 400th win in franchise history, 33-30, Sept. 15 at Philadelphia...led late fourth-quarter game-winning nine-play, 51-yard field goal drive, consuming 1:44 and ending with seven seconds left in game...419 yards passing for fourth-career 400-yard game...completed first 10 passes and then-career-high 36 in game (second-most in team history)...threw three TD passes to Eddie Royal...20 of 24 for second-highest single-game completion percentage (83.3) Sept. 22 at Tennessee...**AFCC & Monday Morning Quarterback Offensive Player of the Week** after 401 yards in 30-21 win over Dallas Sept. 29...fifth-career 400-yard game...completed 83.3 pct. (35 of 42) vs. Cowboys, highest in NFL history for 400-yard passing game...first QB in NFL history with completion percentage above 80.0 (min. 20 attempts) in consecutive games...threw 198-200th touchdown passes of career to become NFL's 34th all-time and sixth-fastest (120 games) with 200...threw 200th to Antonio Gates (56 yards) in fourth quarter...Gates also on receiving end of Rivers' 100th TD pass against Cowboys Dec. 13, 2009...completed all 12 third-quarter passes to cap stretch of 13 straight, tied for third-most in team history...411 yards Oct. 6 at Oakland to become first QB in team history with back-to-back 400-yard games...team-record third 400-yard game of season and sixth of career, tying Fouts for most in team history...threw 201-202nd touchdown passes of career to pass John Hadl (201) for second in team history...game ball from Head Coach Mike McCoy after 24-6 win at Jacksonville Oct. 20...completed first 14 passes of game, his most-ever at start of game...also completed last two passes of previous week's game as 16 straight completions set new team mark...completed 84.6 percent (22 of 26) vs. Jaguars, second-highest of career, for third game of season with completion percentage higher than 80.0...eclipsed 30,000 career yards during game to become fifth-fastest player in NFL history (123 games)...**FedEx Air NFL Player of the Week** after 392 yards and three touchdowns, including 26-yard game-winner to Seyi Ajirotutu with 24 seconds left in fourth quarter of 41-38 win at Kansas City Nov. 24...also threw season-long 60-yard TD pass to Ladarius Green in fourth quarter...led Chargers to 31 second-half points, including 17 in fourth quarter...went 11 of 13 for 199 yards and touchdown on third downs...fourth game of season with at least 390 yards, tying for most in season in NFL history...252 yards Dec. 1 vs. Cincinnati to raise season total to 3,633 for team-record, sixth-straight 3,500-yard season...season-high 137.4 passer rating in 37-14 win over New York Giants Dec. 8...completed 75 percent (21 of 28) with three TDs and no INTs...

raised season touchdown total to 26, marking sixth-straight 25-TD season...led 6-7 Chargers to 27-20 upset win over 11-2 Broncos on short week in Dec. 12 NFL Network Thursday Night game at Sports Authority Field...topped 4,000 yards for season for team-record fifth-career 4,000-yard season...Dec. 22 vs. Oakland, threw TD pass in 19th-straight game, tying John Hadl (1966-67) for third-longest streak in team history...led Chargers to playoffs for first time since 2009 with 27-24 overtime win against Kansas City Dec. 29...helped Bolts overcome 10-point deficit in fourth quarter and led 16-play, 62-yard drive in OT for game-winning points...three touchdowns in game to raise season total to 30 for third-career 30-TD campaign...20th-straight game with touchdown pass, tying Fouts (1979-80) for second-longest streak in team history...led Bolts to Jan. 5 Wild Card Playoff win at Cincinnati, first playoff win since 2008 season...two 16-yard TD passes to Keenan Allen in fourth quarter of Jan. 12 Divisional Playoff loss at Denver. **2012:** 100th-career and 100th-straight start Sept. 30 at Kansas City...first completion was 2,000th of career...surpassed 25,000 career yards in Chiefs (104th career game) to become seventh fastest to 25,000...season-high 354-yards Oct. 7 at New Orleans...first-career four-interception game Oct. 15 vs. Denver...team-record 90.0 percent completions (18 of 20) Nov. 1 vs. Kansas City in NFL Network Thursday Night game...sixth QB in NFL history to complete 90 percent in game (min. 20 att)...completed first 13 passes and first incompletion was intentionally thrown out of back of end zone...career-high 148 yards in first quarter Nov. 11 at Tampa Bay...ended first half 16 of 18 for 218 yards with three touchdowns and no interceptions for 156.7 rating...passed for 228 yards Nov. 25 vs. Baltimore to raise career total to 27,105 and pass Hadl (26,938) for second in team history...season-high passer rating (142.0) Dec. 30 vs. Oakland. **2011: Pro Bowl...Chargers Team MVP**...335 yards Sept. 11 vs. Minnesota for most in season opener...led 13th-career fourth-quarter comeback with 19-yard TD pass with 5:01 remaining...went over 20,000 career yards Sept. 18 at New England...two-yard rush TD Oct. 9 at Denver...tied career high with four TD passes Nov. 6 vs. Green Bay...finished with 385 yards, then-fourth-highest of career...three interceptions vs. Packers to end NFL-record streak of games started at start of career without three-INT game at 90...previous mark (57) was set by Hall of Fame QB Joe Montana...Nov. 20 at Chicago, threw 150-151st TD passes of career...went over 3,000 yards during Bears' game for sixth-straight 3,000-yard season...season-high 146.1 passer rating in 38-14 win at Jacksonville Dec. 5 on ESPN's Monday Night Football...included 52-yard TD pass to Floyd...finished game with 1,842 career completions to pass Hadl (1,824) for second in team history...went over 4,000 yards for team-record fourth-straight season on NBC's Sunday Night Football Dec. 18 vs. Baltimore...late fourth quarter INT Dec. 24 at Detroit was first since Nov. 20, ending career-best 170-straight passes without pick, second-longest stretch in team history. **2010: Pro Bowl...NFL**

Alumni Association quarterback of Year...Chargers Team MVP...USA Today Chargers MVP...334 yards vs. Jacksonville Sept. 19, 16th-career 300-yard game, tying Hadl for second in team history...team-record 455 yards Sept. 26 at Seattle on career-high 53 attempts ...increased career yardage to 16,279 to pass Stan Humphries (16,085) for third in team history...**AFC Offensive Player of Month (October)** after passing for 1,562 yards, NFL record for October...148.1 passer rating Oct. 3 vs. Arizona was second-highest of career...431 yards Oct. 10 at Oakland was ninth in team history, including career-high 290 in first half...22 completions Oct. 17 at St. Louis to move past Humphries (1,335) for third in team history...Oct. 31 vs. Tennessee, 305 yards to raise season total to 2,649, most in NFL history for first eight games of season (Fouts—2,580 in 1982)...tied career-high with four TDs Nov. 7 at Houston...137.2 passer rating was season-high on road...passed Steve Young (96.8) as NFL's all-time career passer rating (96.9) leader...second-straight four-TD game Nov. 22 vs. Denver to become third QB in team history (Drew Brees, 2004 and Dan Fouts, 1985) with consecutive four-TD games...completed then-career-high 82.6 percent Nov. 28 at Indianapolis...23-game streak with touchdown pass ended vs. Colts...was then-team-record and longest-active in NFL...25th TD Dec. 12 vs. Kansas City to become first Chargers QB with 25 touchdowns three straight seasons...88th touchdown since '08 marked most by Chargers' quarterback in three-year stretch (Fouts—87, 1979-81)...24 attempts vs. Kansas City to pass Humphries (2,350) for third in team history...went over 4,000 yards Dec. 16 vs. San Francisco for third straight year, matching Fouts' team record (1979-81)...1,500th career completion vs. 49ers...150.5 rating in game, second-highest of career...started Pro Bowl Jan. 30 at Aloha Stadium and went 17 of 26 for 192 yards with two touchdowns and two interceptions. **2009: Pro Bowl, Dallas Morning News' NFL MVP, Chargers Team MVP**...game ball Sept. 14 at Oakland after leading game-winning touchdown drive of 89 yards in nine plays over final 2:30...6-of-7 for 79 yards on game-winning drive...finished quarter with 144.4 rating...then-career-high 436 yards vs. Baltimore Sept. 20, tying Fouts, who was at stadium working as analyst for CBS...included career-long 81-yard first-quarter touchdown pass to Darren Sproles for ninth-longest pass play in team history...Oct. 25 at Kansas City, career TD passes 86-88th to move into third on team's all-time list...included 58-yarder to Sproles... Nov. 1 vs. Oakland, streak of 143 passes without interception halted off tipped pass...first INT since Sept. 20, four-plus games...game ball after game-winning 18-yard touchdown pass to Vincent Jackson with 0:21 left for 21-20 win at New York Giants Nov. 8...game ball Nov. 15 vs. Philadelphia after completing then-career-high 80.0 percent and 131.8 rating...**AFC Offensive Player of Month (December)**... game ball after season-high 140.8 passer rating Dec. 6 at Cleveland...game ball Dec. 13 at Dallas...100th career TD pass (14 yards to Antonio Gates) to tie as NFL's eighth-fastest to 100 (65 games)...game ball

after leading game-winning 46-yard FG drive with 0:51 left Dec. 20 vs Cincinnati...game-winning kick was 52 yards...Oakland win at Denver minutes later clinches fourth-straight AFC West title...game ball Dec. 25 at Tennessee after clinching No. 2 seed in playoffs and surpassing 4,000 yards for season...132.1 rating vs. Titans for fourth 130-plus game of season...did not play in Pro Bowl (injury). **2008: Pro Bowl first-alternate...Chargers Offensive Player of Year and co-MVP...Chargers Alumni Offensive Player of Month (September)**...second in NFL in third-down (110.7) and fourth quarter (111.7) passer rating...season-high 377 yards Sept. 14 at Denver...**Fed Ex Air NFL Player of Week** after 48-29 victory vs. New York Jets on ESPN's MNF Sept. 22...first pass intercepted and returned for touchdown, but completed next 19 of 24 for 250 yards and three touchdowns...**Fed Ex Air NFL Player of Week** vs. New England on NBC's SNF Oct. 12...first-career 300-yard game (306) at Qualcomm Stadium and season-high passer rating (141.9)...two second-half TD passes in 20-19 win over Kansas City Nov. 9...316 yards vs. Chiefs for first back-to-back 300-yard games by Charger since John Friesz (1991)...led game-winning 14-play, 94-yard drive in 8:28, going 8-of-8 for 75 yards...no touchdowns Nov. 16 at Pittsburgh, ending 16-game streak, tied with Hadl for third-longest in team history...**AFC Offensive Player of Month (December)** after completing 66.1 percent for 1,054 yards with 11 TDs and just one INT for lofty 120.3 rating...**Offensive Player of Week by AFC and SportsIllustrated.com** after 22-21 win Dec. 14 at Kansas City...rallied team from 21-10 deficit in final 4:55 of fourth quarter, going 19 of 25 for 199 yards with two TDs and no INTs while directing touchdown drives of 89 and 61 yards...game-winning touchdown pass to Jackson (10 yards) with 0:36 left...**ESPN.com Game Ball** after career-high four TDs in 41-24 win at Tampa Bay Dec. 21...rallied team from 24-20 fourth-quarter deficit with TD passes of five and 32 yards...clinched third-straight AFC West title in 52-21 win over Denver Dec. 28...rallied Chargers from 17-14 deficit in fourth quarter of Wild Card vs. Indianapolis for 23-17 OT win...directed game-tying field goal drive late in fourth quarter and game-winning touchdown drive on first series of overtime. **2007: Chargers Co-Most Inspirational Player**...completed first 15 passes Sept. 23 at Green Bay, tying Fouts' team record...16th pass was intentional throwaway through back of end zone...**AFC Offensive Player of Week and FedEx Air NFL Player of Week** after season-best 151.4 passer rating Oct. 7 at Denver...first-career rush touchdown and perfect 8-of-8 for 160 yards and two TDs (158.3) in third quarter vs. Broncos...game ball after three-TD game Nov. 25 vs. Baltimore...injured (knee) in second quarter at Tennessee Dec. 9, but returned in third quarter and threw two fourth quarter TD passes to lead come-from-behind victory in OT...led team back from 17-3 fourth quarter deficit, capping 80-yard game-tying drive with touchdown to Gates with 0:09 remaining...game ball after 292 yards in Jan. 6 Wild Card win vs. Tennessee...25-yard touchdown to Jack-

son in third quarter gave Chargers first lead of game...4-of-4 for 55 yards on touchdown drive and 9-of-10 for 137 yards and touchdown (152.1) in third quarter...left Jan. 13 Divisional Playoff win at Indianapolis on last play of third quarter after hurting knee while throwing screen pass to Sproles for 56-yard touchdown catch-and-run for 21-17 lead...started and played entire AFC Championship Game Jan. 20 at New England with torn ACL in right knee. **2006: Pro Bowl...Chargers Offensive Player of Year**...led NFL in fourth quarter (116.6) and second half (99.3) passer rating...first-career start Sept. 11 at Oakland on ESPN's MNF and led Chargers to 27-0 win...8-of-11 (.727) for 133.0 passer rating, second-highest completion percentage and third-highest rating for NFL quarterback making first career start in season opener (since 1995)...**Chargers Alumni Player of Week** after 40-7 win over Tennessee Sept. 17...**Sports Illustrated's "Who's Hot"** after 23-13 win over defending Super Bowl Champion Steelers Oct. 8...**AFC Offensive Player of Week and FedEx Air NFL Player of Week** after 334 yards, first-career 300-yard game, and two TDs Oct. 15 at San Francisco...13 straight completions in first half, good for 195 yards and two TDs, including 57-yarder to Gates and 33-yarder to Jackson...completed 14 of first 15...lone incompletion was intentional throwaway...led four scoring drives in game without incompletion, including three touchdown drives...9-of-10 for 142 yards and touchdown on third down plays...**NBC Football Night in America Player of Day and SportsIllustrated.com Offensive Player of Week** after 337 yards and three touchdowns in 49-41 come-from-behind win at Cincinnati Nov. 12, including first-half deficits of 21-0 and 28-7...led squad to team-record 42 points in second half...three touchdown passes in second half...19-of-25 for 291 yards and three touchdowns after falling behind 21-0 and three incompletions were throwaways...6-of-6 on touchdowns inside red zone...8-of-8 for 93 yards and touchdown (154.7) on 3rd downs in second half...led Chargers from 17-point deficit in 35-27 win at Denver Nov. 19...battled back after interception returned 31 yards for touchdown to give Broncos 24-7 lead...led early 99-yard drive, Bolts' longest since Nov. 25, 2001...fourth pass of game was picked, ending streak of 125 consecutive passes without interception, then longest-active streak in NFL...was first interception since Oct. 22...picture-perfect 37-yard game-winning touchdown pass to Jackson in rain with 0:29 left in fourth quarter Dec. 24 at Seattle...despite foot sprain, season-high 79.2 pct. vs. Arizona Dec. 31...9 of 10 for 135 yards and two touchdowns (158.3) in second quarter...played through foot sprain in Jan. 14 playoffs vs. New England...did not play in Pro Bowl (foot). **2005: Took over for Drew Brees (injured) in second quarter of Dec. 31 season finale vs. Denver**...led team on 10-play, 69-yard touchdown drive on first series. **2004: Played second half vs. Kansas City Jan. 2 and threw first-career touchdown pass to Malcom Floyd.**

COLLEGE: Seventh in Heisman Trophy voting as senior...NCAA-record 51 career starts...seventh quarterback in NCAA history and first in ACC with three 3,000-yard seasons...2003 ACC Player of Year and first-team All-ACC after leading NCAA with 72.0% completion percentage and 170.5 rating...second in NCAA in yards (4,491) and total offense (353.9 ypg)...MVP of '03 Tangerine Bowl after career-high 475 yards and school-record tying five touchdowns in 56-26 win over Kansas...second-team All-ACC as junior..."Award of Distinction" from Columbus Touchdown Club...co-Governor's Award as team MVP...MVP of '02 Gator Bowl vs. Notre Dame... CNN/Sports Illustrated National Player of Week after

five-touchdown game vs. Navy in '02...honorable mention All-ACC as sophomore and MVP of Citrus Bowl...ACC Rookie of Year and Academic All-ACC in '00...Newcomer of Year by ABC Sports...Freshman of Year by Football News and Columbus touchdown Club...MVP of '00 Micron PC Bowl...ACC Player of Week once, ACC Offensive Back of Week twice and league-record ACC Rookie of Week eight times... played at North Carolina State from 2000-03... degree in business.

PERSONAL: Born in Decatur, Ala....Alabama Player of Year as senior at Athens High.

Regular Season		Passing				Sacks-			Pass	Rush			
Year	Team	G-S	Att.-Comp.	Yards	Pct.	TD	Int.	Long	Lost	Rating	Att.-Yds	Long	TD
2004	San Diego	2-0	8-5	33	.625	1	0	13t	1-10	110.9	4-(-5)	0	0
2005	San Diego	2-0	22-12	115	.545	0	1	22	3-16	50.4	1-(-1)	-1	0
2006	San Diego	16-16	460-284	3,388	.617	22	9	57t	27-144	92.0	48-49	15	0
2007	San Diego	16-16	460-277	3,152	.602	21	15	49t	22-163	82.4	29-33	10	1
2008	San Diego	16-16	478-312	4,009	.653	34	11	67	25-151	105.5	31-84	11	0
2009	San Diego	16-16	486-317	4,254	.652	28	9	81t	25-167	104.4	26-50	15	1
2010	San Diego	16-16	541-357	4,710	.660	30	13	59t	38-227	101.8	29-52	14	0
2011	San Diego	16-16	582-366	4,624	.629	27	20	58	30-198	88.7	26-36	15	1
2012	San Diego	16-16	527-338	3,606	.641	26	15	80t	49-311	88.6	27-40	11	0
2013	San Diego	16-16	544-378	4,478	.695	32	11	60t	30-150	105.5	28-72	18	0
2014	San Diego	16-16	570-379	4,286	.665	31	18	59	36-189	93.8	37-102	17	0
2015	San Diego	16-16	661-437	4,792	.661	29	13	80t	40-264	93.8	17-28	8	0
Totals		164-160	5,339-3,462	41,447	.648	281	135	81t	326-1,990	95.5	303-540	18	3

Postseason		Passing				Sacks-			Pass	Rush			
Year	Team	G-S	Att.-Comp.	Yards	Pct.	TD	Int.	Long	Lost	Rating	Att.-Yds	Long	TD
2006	San Diego	1-1	32-14	230	.438	0	1	58	3-26	55.5	3-3	2	0
2007	San Diego	3-3	86-52	767	.605	4	4	56t	2-14	85.8	4-(-2)	1	0
2008	San Diego	2-2	71-41	525	.577	3	2	62t	8-60	83.4	2-13	12	0
2009	San Diego	1-1	40-27	298	.675	1	2	37	2-15	76.9	3-4	3	1
2013	San Diego	2-2	43-30	345	.698	3	0	49	5-29	116.9	5-14	6	0
Totals		9-9	272-164	2,165	.603	11	9	62t	20-144	85.2	17-32	12	1

Regular-Season Single-game Highs

Attempts — 65 at Green Bay Oct. 18, 2015
 Completions — 43 at Green Bay Oct. 18, 2015
 Yards — 503 at Green Bay Oct. 18, 2015
 Passing TDs — 4 (7 times) Last: at Jacksonville Nov. 29, 2015
 Interceptions — 4 vs. Denver Oct. 15, 2012
 Long — 81t vs. Baltimore Sept. 20, 2009
 Long Touchdown — 81t vs. Baltimore Sept. 20, 2009
 Completion Percentage — .900 vs. Kansas City Nov. 1, 2012
 Passer Rating — 151.4, at Denver Oct. 7, 2007

Postseason Single-game Highs

Attempts — 40 vs. New York Jets Jan. 17, 2010
 Completions — 27 vs. New York Jets Jan. 17, 2010
 Yards — 308 at Pittsburgh, Jan. 11, 2009
 Passing TDs — 3 (2 times) Last: at Pittsburgh Jan. 11, 2009
 Interceptions — 2 (2 times) Last: vs. N.Y. Jets Jan. 17, 2010
 Long — 62t at Pittsburgh, Jan. 11, 2009
 Long Touchdown — 62t at Pittsburgh, Jan. 11, 2009
 Completion Percentage — 75.0 at Cincinnati Jan. 5, 2014
 Passer Rating — 133.2 at Indianapolis, Jan. 13, 2008

2015 Game-By-Game Passing

Date	Opp.	A-C	Yards	Pct.	TD	Int	LG	S-L	Rating	TDs
09/13	Det (W)*	41-34	403	82.9	2	2	34	2-16	103.6	12, 13
09/20	at Cin (L)*	27-21	241	77.8	2	1	40t	4-18	113.1	10, 40
09/27	at Min (L)*	34-21	246	61.8	1	1	39	4-30	81.2	34
10/04	Cle (W)*	38-23	358	60.5	3	0	68	2-11	118.1	28, 19, 1
10/12	Pit (L)*	48-35	365	72.9	2	1	32	2-11	99.7	12, 11
10/18	at GB (L)*	65-43	503	66.2	2	0	50	3-15	99.7	1, 19
10/25	Oak (L)*	58-38	336	65.5	3	2	31t	1-9	83.7	31, 8, 6
11/01	at Bal (L)*	37-28	301	75.7	3	0	70t	1-11	126.1	9, 13, 70
11/09	Chi (L)*	42-26	280	61.9	1	0	40	2-18	89.4	14
11/22	KC (L)*	30-19	178	63.3	0	1	27	3-29	65.7	
11/29	at Jax (W)*	43-29	300	72.4	4	2	27	2-10	118.4	2, 9, 12, 5
12/06	Den (L)*	35-18	202	51.4	0	1	31	4-23	57.1	
12/13	at KC (L)*	43-24	263	55.8	0	1	41	5-27	64.4	
Date Opp.		A-C	Yards	Pct.	TD	Int	LG	S-L	Rating	TDs
12/20	Mia (W)*	36-26	311	72.2	3	2	31	1-9	102.9	20, 9, 9
12/24	at Oak (L)*	49-31	277	63.3	1	0	23	1-6	85.2	7
01/03	at Den (L)*	35-21	228	60	2	1	80t	3-21	86.4	13, 80
Totals		661-437	792	66.1	29	13	80t	40-264	93.8	

2014 Game-By-Game Passing

Date	Opp.	A-C	Yards	Pct.	TD	Int	LG	S-L	Rating	TDs
09/08	at Ari (L)*	36-21	238	58.3	1	1	34	0-0	75.9	6
09/14	Sea (W)*	37-28	284	75.7	3	0	21t	1-8	124.2	8, 8, 21
09/21	at Buf (W)*	25-18	256	72	2	0	49	2-6	131.4	3, 5
09/28	Jax (W)*	39-29	377	74.4	3	0	47t	2-12	130.0	47, 43, 24
10/5	NYJ (W)*	28-20	288	71.4	3	1	50	3-11	125.3	8, 12, 9
10/12	at Oak (W)*	34-22	313	64.7	3	0	44	1-6	123.8	29, 5, 1
10/19	KC (L)*	31-17	205	54.8	2	1	27t	2-23	83.4	1, 27
10/23	at Den (L)*	41-30	252	73.2	3	2	31	2-7	92.7	2, 4, 10
11/02	at Mia (L)*	23-12	138	52.0	0	3	18	3-11	31	
11/16	Oak (W)*	34-22	293	64.7	1	0	22t	2-13	89.5	22
11/23	St. L (W)*	35-29	291	82.1	1	1	35	3-9	98.9	29
11/30	at Bal (W)*	45-34	383	75.6	3	1	59	2-7	113.5	12, 23, 1
12/07	NE (L)*	33-20	189	60.6	1	1	28	4-26	73.9	15
12/14	Den (L)*	41-24	232	58.5	1	2	40	0-0	62.2	5
12/20	at SF (W)*	54-33	356	61.1	4	3	28	8-8	15	1, 21, 11
12/28	at KC (L)*	34-20	291	58.8	0	2	44	7-42	62.3	
Totals		570-379	4,286	66.5	31	18	59	36-189	93.8	

Continued next page

2005 Game-By-Game Passing

Date	Opp.	A-C	Yards	Pct.	TD	IN	LG	S-L	Rating	TDs
11/20	Buf	0-0	0	0.000	0	0	0	0-0	0.0	0.0
12/31	Den	22-12	115	545	0	1	22	3-16	50.4	
Totals		22-12	115	545	0	1	22	3-16	50.4	

Passing Stats by Opponent (W-L as starter) – Playoffs Included

Opp.	Gms	A-C	Yards	Pct.	TD	IN	LG	S-L	Rating	W-L
Arizona	3	80-55	710	688	5	2	34	3-21	106.8	2-1
Atlanta	2	68-38	322	559	0	2	28	4-27	56.1	0-2
Baltimore	7	243-165	2,012	679	14	4	81	12-83	105.5	3-4
Buffalo	5	116-81	864	698	8	1	49	9-69	110.7	3-1
Carolina	2	50-33	338	660	4	0	44	7-33	111.9	0-2
Chicago	3	104-69	750	663	3	3	47	5-39	85.0	1-2
Cincinnati	7	242-157	1,803	649	11	6	46	17-95	92.0	3-4
Cleveland	4	125-78	1,096	624	5	0	68	7-45	104.0	3-1
Dallas	2	74-56	673	757	4	2	56	2-11	109.8	2-0
Denver	22	657-413	5,076	629	35	19	80	55-332	92.4	10-11
Detroit	3	115-76	844	661	4	4	34	2-16	84.8	2-1
Green Bay	3	147-96	1,194	653	9	4	50	7-40	99.4	0-3
Houston	3	63-38	620	603	11	2	55	4-19	119.7	2-1
Indianapolis	6	166-112	1,295	675	6	4	56	12-82	92.8	5-1
Jacksonville	6	205-146	1,899	712	15	4	54	6-39	116.3	5-1

2004 Game-By-Game Passing

Date	Opp.	A-C	Yards	Pct.	TD	IN	LG	S-L	Rating	TDs
11/07	NO	0-0	0	0.000	0	0	0	0-0	0.0	0.0
01/02	KC	8-5	33	625	1	0	13	1-10	110.9	13
Totals		8-5	33	625	1	0	13	1-10	110.9	13

* Denotes starter + 8 Denotes postseason game

Kansas City	21	674-424	5,157	629	29	22	60	50-308	87.1	12-8
Miami	6	185-112	1,516	605	6	6	55	13-83	84.0	3-3
Minnesota	3	124-73	778	589	3	4	39	7-45	72.0	1-2
New England	7	249-153	1,829	614	9	9	59	15-103	80.9	1-6
New Orleans	3	82-52	695	634	5	2	44	5-44	100.4	0-2
NY Giants	2	64-45	458	703	6	2	43	4-22	108.7	2-0
NY Jets	5	147-93	1,180	633	10	6	60	10-62	93.9	3-2
Oakland	20	650-409	4,835	629	31	15	59	34-191	91.8	14-6
Philadelphia	2	72-56	650	778	5	0	31	3-25	127.4	2-0
Pittsburgh	6	223-137	1,533	614	13	5	62	16-95	92.0	2-4
St. Louis	3	95-66	746	695	3	2	35	11-53	94.5	2-1
San Francisco	3	118-81	963	686	9	3	58	3-15	108.1	3-0
Seattle	3	120-67	920	558	7	2	49	6-43	93.1	2-1
Tampa Bay	2	68-50	624	735	7	2	80	3-21	123.7	1-1
Tennessee	7	224-157	1,792	701	12	5	48	13-73	102.3	6-1
Washington	2	61-38	440	623	3	2	25	1-0	86.8	1-1
Totals	173	5,611-3,626	43,612	646	292	144	81	346-2,134	95.0	96-73



60

TREVOR ROBINSON

Center
6-5, 300
5th NFL Season
3rd with Chargers

Free Agent - '14
Notre Dame
Elkhorn HS
Elkhorn, Neb.

If there's one word to describe Trevor Robinson's tenure with the Chargers, it would have to be "clutch."

Robinson originally joined the Chargers in October 2014 when he was signed from Cincinnati's practice squad. He didn't appear in a game until Nov. 30, when he took over at center for an injured Chris Watt late in the third quarter at Baltimore. Robinson wound up playing a key role in an emotional 34-33 win over the Ravens as he helped anchor an offensive line that aided the offense in producing 21 fourth-quarter points, including a game-winning eight-play, 80-yard drive in the final minutes.

It was déjà vu three weeks later when Robinson was again needed in relief and helped San Diego tie the greatest comeback in franchise history. It happened on Dec. 20 in a game at San Francisco. Robinson replaced an injured Watt once again, taking over at center late in the first quarter. Down 21 points on the road to the 49ers at the start of the second half, the Bolts rallied for a 38-35 overtime win. Robinson played a pivotal role keeping Philip Rivers upright, as the offensive line allowed only two sacks in 56 pass-

ing plays against the 49ers' defense. He also helped pave the way as Ronnie Brown rushed six straight times for 22 yards to set up the game-winning field goal in the extra period.

The following week, Robinson started the Chargers' 2014 season finale at Kansas City. He was the fifth different center to start a game for the Bolts in 2015. It was the most players to start at center in a season by any NFL team since the AFL-NFL merger in 1970.

It was much the same for Robinson in 2015. He began the season as the backup to Watt, but three games into the season, Watt suffered a shoulder injury that would ultimately end his season after just eight games. With Watt slowed by the injury, Robinson was slotted into the starting lineup at center in Week 4 and he remained there for the Chargers' final 13 games.

In a small twist of irony, Robinson and Watt were actually college teammates at Notre Dame during the 2010-11 seasons. Both were guards for the Fighting Irish.



TRANSACTION HISTORY: Signed with Cincinnati May 4, 2012...waived Aug. 30, 2014...re-signed to Bengals' practice squad Sept. 1...signed to Chargers' active roster Oct. 7...re-signed two-year contract with Chargers, March 12, 2015.

2015: Took over at center late in 33-28 win over Detroit Sept. 13...replaced injured Chris Watt at center in first quarter Sept. 27 at Minnesota...started at center in 30-27 win over Cleveland Oct. 4...Bolts passed for 358 yards and three touchdowns vs. Browns, while line surrendered just two sacks...team won game on 34-yard field goal with no time

left on clock...played entire game at center Oct. 18 at Green Bay as Philip Rivers set franchise records for attempts, completions and yards...played all 71 snaps at center of 31-25 win at Jacksonville Nov. 29...line allowed just two sacks in 45 total drop-backs while Rivers passed for 300 yards and four TDs...Dec. 20 vs. Miami, helped team rush for season-high 140 yards, while line allowed just one sack in 37 passing plays as Rivers threw for 311 yards and three touchdowns...left Oakland game Dec. 24 in overtime (concussion)...left Denver game Jan. 3 on opening series of third quarter (shoulder). **2014:** Chargers debut in 34-33 win Nov. 30 at Baltimore, Continued next page

taking over at center in third quarter for injured Watt...helped team to 21 fourth-quarter points, including game-winning eight-play, 80-yard drive that started with 2:22 left in contest...took over at center for Watt in first quarter of 38-35 OT win at San Francisco...line allowed just two sacks in 56 passing plays and helped set up game-winning field goal in OT that capped 21-point comeback, tied for greatest in franchise history...starting center Dec. 28 at Kansas City. **2013:** Took over at center for injured Kyle Cook Nov. 17 vs. Cleveland and Dec. 29 vs. Baltimore. **2012:** Started Games 8-14 at center for injured Jeff Faine... First NFL start Nov. 4 vs. Denver...key cog in season-high 221-yard rushing day Nov. 25 vs. Oakland.

Games Played-Started: 2012 (13-7, Cincinnati); 2013 (6-0, Cincinnati); 2014 (3-1, San Diego); 2015 (16-13, San Diego); Total (38-21).



68

MATT SLAUSON

Center-Guard
6-5, 315
8th NFL Season
1st with Chargers

Free Agent - '16
Nebraska
Air Force Prep HS
Colorado Springs, Colo.

The Chargers added an experienced and reliable leader to the offensive line in May when the team agreed to a two-year contract with former Chicago Bears center and guard Matt Slauson.

Originally a sixth-round pick of the New York Jets in 2009, Slauson spent four years with the Jets and the last three with the Bears. He was a popular figure on the field and inside the locker room in Chicago where he received the 2015 Good Guy Award, presented by members of the Windy City media.

From 2010-13, Slauson started 67 straight games, including three playoff starts. He missed 11 games due to pectoral and ankle injuries in 2014, but bounced back to start all 16 for the Bears again in 2015.

Slauson is one of the NFL's strongest players. He can squat nearly 700 pounds and in Chicago, he set the Bears' team record with a 397-pound clean and jerk.

Slauson comes from an extremely tight-knit family. His older brother, Chris, graduated from the Air Force Academy in Colorado Springs and now flies C-17 jets as a Major in the Air Force. When Slauson was in high school, the family relocated from Sweet Home, Oregon to Colorado Springs so they could be closer together. Slauson has supported the military throughout his NFL career and in 2015, the Bears nominated him for the NFL's Salute to Service Award for his commitment to helping military members and their families.



COLLEGE: Played in 48 career games, starting 40, primarily at guard...started every game as junior and senior...played at Notre Dame from 2008-11...started three games as freshman to become only fifth-ever freshman to start game on Irish offensive line...management/consulting major.

PERSONAL: Born in Elkhorn, Nebraska...first-team All-America as senior at Elkhorn High...first-team all-state as junior and senior.

Slauson comes from a family of swimmers. His mother, Nancy, has battled Multiple Sclerosis for the last 20 years, but a strict regimen inside the pool has helped her stave off the effects of the disease. All of the Slauson kids swam as youths, including older twin brother, Nick, who won multiple state championships and gold medals in swimming, despite challenges he faced growing up due to a prenatal brain injury.

Slauson overcame his own challenges as well. He has battled a stuttering impediment his whole life and he didn't learn to read until age 10. Often bullied as a youth because of the stuttering and his larger-than-average size, Slauson has become a spokesperson for anti-bullying efforts as an adult.

Slauson spent his early years growing up in Oregon where his family owned a small farm. Slauson and his wife, Cami, his college sweetheart from Nebraska, recently bought a home and small farm not far from the Lincoln, Nebraska campus. The Slausons have two children – sons Montgomery and Winston – and a third child due in July.

Slauson enjoys riding motorcycles, fishing and farming in his free time. He owns a couple of Harley-Davidson bikes and has considered going to trade school to learn to become a motorcycle mechanic after his football-playing days come to an end.

TRANSACTION HISTORY: Sixth-round pick by New York Jets (193rd overall), April 26, 2009...signed May 19...re-signed with Jets, Aug. 1, 2012...contract expired,

March 12, 2013...signed with Chicago, April 2...re-signed with Bears, Jan. 2, 2014...released May 2, 2016...signed two-year contract with Chargers, 16, 2016.

2015: Started Games 1-6 and 10-15 at left guard... took over at center for Will Montgomery Oct. 4 vs. Oakland...started Games 7-9 and 16 at center. **2014:** **Ed Block Courage Award**...inactive Weeks 2-4 (ankle)...pectoral injury Oct. 26 at New England...placed on "Reserve-Injured" Nov. 8. **2013: USA Today All-Joe**...started all 16 games at left guard for offense that set franchise records for net yards and first downs...offensive line allowed Bears' lowest sack percentage since 1982. **2012:** Started all 16 games and did not allow sack while playing 100 percent of team's offensive snaps. **2011:** Recovered fumble in end zone for touchdown Nov. 17 at Denver. **2010:** Started all 16 games as Jets rushed for 2,374 yards, fourth-most in NFL, and allowed eighth-fewest sacks...started all three postseason games. **2009:** NFL debut Dec. 3 at Buffalo.

Games Played-Started: **2009** (3-0, New York Jets); **2010** (16-16, New York Jets); **2011** (16-16, New York Jets); **2012** (16-16, New York Jets); **2013** (16-16, Chicago); **2014** (5-5, Chicago); **2015** (16-16, Chicago); **Total** (88-85).

Postseason Games Played-Started: **2010** (3-3, New York Jets).



71

DAMION SQUARE

Defensive Tackle
6-2, 293
4th NFL Season
3rd with Chargers

Waivers (Kansas City) - '14
Alabama
Yates HS
Houston, Tex.

Damion Square is back for his third season with the Chargers after splitting time in 2015 between the active roster and practice squad. He originally joined the Chargers midway through the 2014 season after being claimed off waivers from Kansas City.

Square has a number of family members who played college and pro football, including uncles

John Square (University of Miami), Johnny Otis Square (Colorado State), Ronnie Miller (North Texas), and Robert Miller (Colorado State and Minnesota Vikings), and his cousin, Derek Curry (Notre Dame, Miami Dolphins and Cincinnati Bengals).

Square and his wife, Brandi, have a son, Micah, and a daughter, Carsyn.

TRANSACTION HISTORY: Signed with Philadelphia as undrafted free agent, April 29, 2013...waived by Eagles, Aug. 30, 2014...claimed by Kansas City, Aug. 31...waived Oct. 31...claimed by Chargers, Nov. 3...waived Sept. 5...re-signed to practice squad, Sept. 7...signed to active roster, Nov. 4.

2015: First NFL start Dec. 20 vs. Miami...two quarterback hits Jan. 3 at Denver, including big hit on Peyton Manning in fourth quarter...early in contest, recovered fumble after sack and forced fumble by

Steve Williams on Brock Osweiler. **2014:** Inactive Weeks 1-7 for Kansas City and Weeks 11-17 for Chargers. **2013:** NFL debut Sept. 9 at Washington...one stop Wild Card Playoffs vs. New Orleans.

COLLEGE: Three-time national champion...played in 40 games with 31 starts, collecting 93 tackles, 18.5 tackles for loss and 7.5 sacks...led squad with nine quarterback hurries as senior.

PERSONAL: Born in Houston, Texas...all-state and 4A Defensive MVP at Yates High School in Houston.

Regular Season

Year	Team	G-S	Tack.-Asst.	Total	Sacks-Yds.	Int.-Yds.	Long	TD	Pass Def.	Fumbles For.-Rec.	TFL	Special Teams Tackles
2013	Philadelphia	10-0	3-7	10	0-0	0-0	0	0	1	0-0	1	0
2015	San Diego	6-1	6-0	6	0-0	0-0	0	0	0	0-1	0	0
Totals		16-1	9-7	16	0-0	0-0	0	0	1	0-1	1	0

Postseason

Year	Team	G-S	Tack.-Asst.	Total	Sacks-Yds.	Int.-Yds.	Long	TD	Pass Def.	Fumbles For.-Rec.	TFL	Special Teams Tackles
2013	Philadelphia	1-0	1-0	1	0-0	0-0	0	0	0	0-0	0	0

Regular-Season Single-game Highs

Tackles — 2 (4 times) Last: at Denver Jan. 3, 2016



25

DARRELL STUCKEY

Safety
5-11, 212
7th NFL Season
7th with Chargers

Draft 4 - '10
Kansas
Washington HS
Kansas City, Kan.

The San Diego Chargers' 2015 Walter Payton Man of the Year and Special Teams Player of the Year, Darrell Stuckey does as much to improve people's lives off the field as he does wreaking havoc when he's on it.



On the field, Stuckey was a fourth-alternate to the Pro Bowl in 2015 after ranking second on the team in special teams tackles. Over the past five seasons, he's recorded 59 special teams tackles while regularly facing double and triple-teams. In 2012, Stuckey led the NFL with six punts downed inside the 20.

A two-time Special Teams Player of the Year (2013 & 2015), a four-time Team Captain (2012-15) and a Pro Bowl specialist in 2015, one of Stuckey's main devotions is the fight against human trafficking. In each of the last two years, he donated one of his NFL game checks to the nonprofit Not For Sale. Their primary fundraising program, "Throwdown," helps protect women and children from trafficking and slavery.

Stuckey is one of the Chargers' most-active players in the community. Since 2013, he has hosted a football camp at Bishop Ward High School in Kansas City and since 2014, he's hosted a similar camp at San Diego's

Westview High. In 2014, he hosted a free football youth clinic at Free State High School in Lawrence, Kansas, and he sponsors the K.C. United Pop Warner Football League in conjunction with USA Football.

In 2015, the Kansas City, Kansas School District presented Stuckey with the Reason to Believe Award, which is given to alumni who have made a positive impact in the community.

Stuckey is an active member of the Fellowship of Christian Athletes. For the last two years, he's hosted their annual golf tournament in San Diego.

Stuckey's community presence is in high demand. This year, he served as a celebrity judge for programs in California that raised awareness for mental illness and suicide prevention. And last year, he was asked to be the featured guest speaker at the Marine Aviation Summit in San Diego, and he was asked to speak on a panel at another event about race in sports.

A native of Kansas City, Kansas, Stuckey was raised by a single mother, Michele Foulks. Stuckey has three brothers and three sisters. His younger sister, Dena, played basketball at Iowa State.

Stuckey and wife, Lacie, have a son, Jayton James, and a daughter, Kinsley Ann.

TRANSACTION HISTORY: Fourth-round pick (110), April 24, 2010...signed June 25...re-signed multi-year contract, March 13, 2014.

2015: Pro Bowl fourth-alternate...Chargers Special Teams Player of Year...Chargers Walter Payton NFL Man of Year...first NFL sack vs. Pittsburgh's Mike Vick Oct. 12...injured hamstring Nov. 1 vs. Baltimore...two special teams tackles before injuring knee while making tackle in first quarter Dec. 24 at Oakland and did not return...placed on "Reserve-Injured" list Dec. 28. **2014: Pro Bowl and Team Captain...**originally Pro Bowl first-alternate, selected to replace New England's Matthew Slater...fumble recovery during second-quarter kickoff return Sept. 14 vs. Seattle set up touchdown for 20-7 lead...special teams tackle inside 20 among two stops and downed two punts inside 10 during 13-6 win over Oakland Nov. 16...first career field goal block in second quarter Nov. 23 vs. St. Louis...led to field goal on ensuing possession...Chargers beat Rams by three, 27-24...season-high four special teams tackles Nov. 30 at Baltimore...first-career touchdown on 53-yard scoop-and-score fumble return on NBC's Sunday Night Football Dec. 7 vs. New England...eighth longest fumble return in franchise history...also team high three special teams stops vs. Patriots.



2013: Chargers Special Teams Player of Year and Team Captain...fourth-quarter over-shoulder catch to down punt at two late in 24-6 win at Jacksonville Oct. 20...three special teams tackles, including two for loss, in Jan. 5 wild card playoffs at Cincinnati...three passes defended in playoffs, including two in Jan. 12 divisional playoffs at Denver. **2012: Team Captain...**forced fumble on kickoff return, team-high three special teams tackles, including two inside 20, and downed two punts inside 20 Oct. 15 vs. Denver...two special teams stops and diving catch to down punt at seven during Nov. 1 win over Kansas City...recovered inside kick and downed two punts inside 20 Nov. 18 at Broncos...two plays after downing punt at two, Bolts sacked Peyton Manning in end zone for safety...injured hamstring Dec. 9 at Pittsburgh and placed on season-ending "Reserve-Injured" list Dec. 12. **2011:** Nov. 6 vs. Green Bay, recovered inside kick and tied season high with two special teams stops. **2010:** NFL debut Sept. 26 at Seattle.

COLLEGE: First-team All-Big 12 in 2008 and '09... American Football Coaches Association '09 Good Works team...Big 12 Community of Champions in '08... Jayhawks' Special Teams Player of Year and Weight Room Award in '08, and co-winner of Nolan Cromwell Leadership Award...Athletic Director's Honor Roll selection...served in student government...295 career

tackles were second in school history among defensive backs...Big 12 Defensive Player of Week after two interceptions and forced fumble vs. Missouri in '08...finished career with 11 tackles for loss and eight interceptions...redshirted in 2005...played at Kansas from 2006-09...communications degree.

PERSONAL: Born in Kansas City, Kansas...two-time Metro Offensive Player of Year and team MVP at Kansas City's Washington High...all-state as senior...invited to play in 2005 Kansas Shrine Bowl...all-state in baseball and lettered in basketball and track.

Regular Season

Year	Team	G-S	Tack.-Asst.	Total	Sacks-Yds.	Int.-Yds.	Long	TD	Pass Def.	Fumbles For.-Rec.	TFL	Special Teams Tackles
2010	San Diego	1-0	0-0	0	0-0	0-0	0	0	0	0-0	0	0
2011	San Diego	14-0	0-0	0	0-0	0-0	0	0	0	0-0	0	12
2012	San Diego	12-0	0-0	0	0-0	0-0	0	0	0	0-0	0	12
2013	San Diego	16-0	7-2	9	0-0	0-0	0	0	1	0-0	0	10
2014	San Diego	16-0	9-1	10	0-0	0-0	0	0	0	0-1	0	17
2015	San Diego	15-0	2-1	3	1-2	0-0	0	0	0	0-0	1	8
Totals		74-0	18-4	22	1-2	0-0	0	0	1	0-1	1	59

Postseason

Year	Team	G-S	Tack.-Asst.	Total	Sacks-Yds.	Int.-Yds.	Long	TD	Pass Def.	Fumbles For.-Rec.	TFL	Special Teams Tackles
2013	San Diego	2-0	2-1	3	0-0	0-0	0	0	3	0-0	0	3

Regular-Season Single-game Highs

Tackles — 3 (4 times) Last: vs. St. Louis Nov. 23, 2014
Sacks — 1 vs. Pittsburgh Oct. 12, 2015

Postseason Single-game Highs

Tackles — 2 at Cincinnati Jan. 5, 2014



50

MANTI TE'O

Inside Linebacker

6-1, 241

4th NFL Season

4th with Chargers

Draft 2 – '13

Notre Dame

Punahou HS

Laie, Hawaii

Manti Te'o put his best foot forward in 2015.

After back-to-back seasons of dealing with broken bones in both of his feet – first his right, then his left – Te'o had no foot issues and blossomed in 2015. Te'o led the Chargers with 107 tackles for his first 100-tackle season in the NFL. He set a great example for some of the team's younger players, especially fellow inside linebacker Denzel Perryman, with whom he has formed an extremely close bond. Late in the season, Chargers Head Coach Mike McCoy recognized Te'o's leadership by naming him a team captain for the final four games after defensive tackle Corey Liuget was placed on the "Reserve-Injured" list.

The Chargers had reason to expect big things from Te'o in 2015 due to the way he finished the 2014 season. In the final month of the Bolts' 2014 campaign, Te'o recorded 42 tackles, including 29 in the last two games versus San Francisco and Kansas City. He also collected the first interception and first sack of his career. He finished the season with 68 tackles, tied for fourth on the team.

Te'o joined the Chargers in 2013 after the team made a trade with Arizona, moving up seven spots in the second round, to select him with the 38th overall pick. Te'o was the runner-up to former Texas A&M quarterback Johnny Manziel in voting for the 2012 Heisman Trophy. At Notre Dame, Te'o captured a host of national awards after leading the Irish to an

undefeated 2011 regular season and a meeting with Alabama in the BCS National Championship Game. Te'o led the Irish in tackles and he was third in the nation with seven interceptions. His award haul included the Walter Camp Player of the Year Award, the Maxwell Award, the Lombardi Trophy, the Bednarik Award, the Nagurski Award, the Butkus Award, the Lott Trophy and the Notre Dame Monogram Club MVP Award. A team captain, Te'o was also a consensus All-America on the football field and inside the classroom.

A native of Laie, Hawaii on the island of Oahu, Te'o burst onto the national scene in 2010 when he led the Irish with 133 tackles as a sophomore. Awards began to pour in a year later after a team-leading 128-tackle junior season that included a career-high five sacks. Te'o's seven interceptions in 2012 set a Notre Dame record for linebackers and they were the most by a linebacker in the NCAA since 2000.

Te'o was invited back to South Bend in April, 2016 to give a speech to the school's senior class about the Notre Dame tradition. While there, he also visited his old dormitory and threw out the first pitch for the housing unit's annual Whiffle Ball World Series.

Te'o comes from a family with a lengthy history in NCAA football. His maternal grandfather, Louis Santiago, played at BYU. Three of his maternal uncles, Louis, Walter and Lane Santiago, all played at the University of Hawaii. And Te'o's father, Brian, played as a prep at Kahuku High School in Oahu.



Te'o has four younger sisters and a younger brother. Three of his sisters are in college at BYU-Hawaii.

Both of his parents worked in the education field – his father in early childhood development and his mother, Ottilia, as a high school guidance counselor.

Away from football, Te'o is an Eagle Scout and enjoys fishing while free diving at Clissold's Beach in his native Laie where he can patrol the beach's reef for octopus.



TRANSACTION HISTORY: Second-round pick by Chargers (38), April 26, 2013...signed May 13.

2015: Season-high 16 tackles in 30-27 win vs. Cleveland Oct. 4...inactive Oct. 18 at Green Bay, Oct. 25 vs. Oakland, Nov. 1 at Baltimore and Nov. 9 vs. Chicago (ankle)...big effort in 31-25 win at Jacksonville Nov. 29, leading team with 13 tackles, while late second-quarter interception set up TD for 21-9 lead...overtime tackle for loss among 11 stops Dec. 24 at Oakland...tackled Charles Woodson for three-yard loss on reverse option play on 1st-and-goal from Chargers' 10 on opening possession of overtime...10 tackles Jan. 3 at Denver to log first 100-tackle season of career (107)...early in third quarter vs. Broncos, forced fumble vs. C.J. Anderson that Jahleel Addae recovered. **2014:** Injured foot Sept. 21 at Buffalo...inactive next six games (foot)...returned Nov. 16 vs. Oakland...first career interception off Tom Brady Dec. 7 vs. New England on NBC's Sunday Night Football...team-high 14 tackles in 38-35 overtime win at San Francisco Dec. 20...team and season-high 15 stops Dec. 28 at Kansas City. **2013:** Inactive Weeks 1-3 (foot)...NFL debut Sept. 29 vs. Dallas...season-high 11 tackles, including one for loss, in Dec. 29 playoff-clinching season finale vs. Kansas City...tied for second on squad with 13 tackles in playoffs.

Regular Season

Year	Team	G-S	Tack.-Asst.	Total	Sacks-Yds.	Int.-Yds.	Long	TD	Pass Def.	Fumbles For.-Rec.	TFL	Special Teams Tackles
2013	San Diego	13-13	49-44	93	0-0	0-0	0	0	4	0-0	5	0
2014	San Diego	10-6	36-32	68	1-2	1-0	0	0	4	0-0	2	1
2015	San Diego	12-12	73-34	107	0.5-0.5	1-11	11	0	3	1-0	5	1
	Totals	35-31	158-110	268	1.5-2.5	2-11	11	0	11	1-0	12	2

Postseason

Year	Team	G-S	Tack.-Asst.	Total	Sacks-Yds.	Int.-Yds.	Long	TD	Pass Def.	Fumbles For.-Rec.	TFL	Special Teams Tackles
2013	San Diego	2-2	8-5	13	0-0	0-0	0	0	0	0-0	0	0

Regular-Season Single-game Highs

Tackles — 16 vs. Cleveland Oct. 4, 2015
Sacks — 1 at San Francisco Dec. 20, 2014
INTs — 1 (2 times) Last: at Jacksonville Nov. 29, 2015
INT Return Long — 11 at Jacksonville Nov. 29, 2015

COLLEGE: First-team All-America as senior and second-team as junior...two-time Capital One Academic All-America...2012 National Scholar-Athlete by National Football Foundation...19-time Player of Week, including seven-time FBS Independent Defensive Player of Week and five-time Lott IMPACT Player of Week...four College Football Performance Awards...Rockne Student-Athlete of Year as junior...finished career with 437 total tackles (third in school history), 34 tackles for loss (11th), 8.5 sacks, seven interceptions, two forced fumbles and two fumble recoveries...played at Notre Dame from 2009-12...graphic design degree.

PERSONAL: Born in Laie, Hawaii...USA Today Defensive Player of Year and Sporting News High School Athlete of Year as senior 2008 at Punahou High School in Laie...led school to first state title as senior...invited to 2009 Under Armour All-American Game in Orlando, Fla., and Hawaii Prep Classic, featuring all-stars from mainland vs. Hawaii...first recipient of Butkus Award as top prep linebacker in country...Hawaii's Gatorade Player of Year in 2007 and '08...2007 Defensive Player of Year and first-team all-state by *Honolulu Star-Bulletin* and two-time first-team all-state and conference defensive player of year by *Honolulu Advertiser*.

Postseason Single-game Highs

Tackles — 7 at Cincinnati Jan. 5, 2014

CHARGERS REGULAR-SEASON STREAKS

Consecutive Victories

Most (15) Nov. 27, 1960–Dec. 3, 1961
At Home (10) Nov. 13, 1960–Dec. 17, 1961
Start of Season (11) Sept. 10, 1961–Nov. 19, 1961

Consecutive Losses*

Most (11) Sept. 3, 2000–Nov. 19, 2000
Sept. 21, 1975–Nov. 30, 1975
At Home (6) Sept. 21, 1975–Nov. 16, 1975
On Road (11) Oct. 6, 1985–Oct. 26, 1986
Start of Season (11) Sept. 3, 2000–Nov. 19, 2000
Sept. 21, 1975–Nov. 30, 1975

* Chargers went 14 games (12 losses, 2 ties) without victory on road, 1970-72.

22

JASON VERRETT

Cornerback
5-10, 188
3rd NFL Season
3rd with Chargers

Draft 1 - '14
Texas Christian
Rodriguez HS
Fairfield, Calif.

After experiencing personal development and success in 2015, Jason Verrett is hungry for more.

Verrett was selected to his first Pro Bowl and named Chargers Defensive Player of the Year for the first time in his career in 2015 after pacing the squad in interceptions and passes defended. The opportunity to finish the season in Hawaii is an experience that Verrett will never forget and it will serve as added motivation for the former first-round pick in 2016.

Verrett also scored his first NFL touchdown in 2015 when he returned a Jay Cutler pass 68 yards for a touchdown during an ESPN Monday Night Football game at Qualcomm Stadium.

Verrett typically was called upon to face the opponent's top receiver and he delivered. With him leading the way, San Diego's pass defense was one of the NFL's best the last month of the 2015 season. From Dec. 1 on (five games), the Chargers allowed the fifth-fewest passing yards in the NFL (993) and the Bolts' pass defense recorded more interceptions (five) than touchdown passes allowed (four). Another of Verrett's interceptions came on Dec. 13 in a game against Kansas City at Arrowhead Stadium. When Verrett picked off the Chiefs' Alex Smith, it marked Smith's first interception in 313 pass attempts (10 games), which had been the second-longest streak in NFL history.

That Verrett is even playing football is a small miracle. Back in 2010 during his freshman season at Santa Rosa Junior College, Verrett suffered a hamstring injury. Trainers told him to go home and ice the leg. What they didn't tell him to do was fall asleep with the ice on his leg. Verrett did just that and he slept a full night with the ice on his injured hamstring. He suffered a third-degree burn because of it. Fortunately his mom insisted he go to the hospital where doctors told him had he waited any longer to seek treatment, his leg very well could have become infected and if it had, doctors most likely would have had to amputate it.

After earning all-state and all-conference honors in his lone season at Santa Rosa, Verrett transferred to Texas Christian for the 2011 season. In his first ever

game for the Horned Frogs, they faced a Baylor team that was led by quarterback Robert Griffin III "RG3" and future NFL wide receiver Kendall Wright. It was a rough introduction for Verrett as Griffin threw for 359 yards and five touchdowns, while Wright, whom Verrett spent most of the day covering, caught 12 passes for 189 yards and two scores. So distraught was Verrett after the miserable performance to begin his TCU career, he actually contemplated quitting school and returning home. Two phone calls quickly made it clear that that was not going to be an option. The first was to his brother Tre' and the second was to Lenny Wagner, his freshman coach at Santa Rosa. Neither man was going to stand by and let Verrett quit. And little did Verrett know as he would come to find out later, the man who drafted him, Chargers General Manager, Tom Telesco, was at the TCU-Baylor game that day, scouting for the Indianapolis Colts.

Verrett ultimately settled down and improved each week. Six games into the season, coaches moved him into the starting lineup and the results were dramatic. Over the Horned Frogs' first six games, the defense was surrendering 267.7 passing yards and 410.0 total yards per game, but then over the last seven games with Verrett in the starting 11, the defense improved significantly, yielding just 194.7 passing yards and 310.0 total yards per game. By the end of the year, Verrett had shown enough to earn honorable mention All-Mountain West Conference honors.

Verrett went on to start three seasons at TCU and as a senior in 2013, he was named the Big 12 Conference's co-Defensive Player of the Year, a consensus second-team All-America and a first-team All-Big 12 pick. One of the nation's top cover corners that season, opposing quarterbacks only threw 52 passes in his direction and only 17 were completed. Already touted as a likely first-round pick, Verrett's stock went up after he clocked a 4.38 in the 40-yard-dash at the 2014 NFL Scouting Combine, the second-fastest time among the cornerbacks.

Verrett is a native of Fairfield in Northern California. It's home to the Jelly Belly candy factory. Verrett's entire family, including his father, Warren, grew up Raiders fans. Brother Tre even works for the Raiders as a client services representative. Verrett joked after his introductory press conference that as soon as he was drafted by the Chargers, the entire family would be converting their allegiance to the Chargers.

NEW FRIEND

In March, Chargers fan and UCSD Student Wyatt Proctor took a flier on Twitter and invited Verrett to join him at a Padres game. Verrett graciously accepted Proctor's invitation and on April 5, he and Proctor sat front row at Petco Park to watch the Padres battle the Los Angeles Dodgers.



For the last two years (2015-16), Verrett has served as Race Ambassador for the Kaiser Permanente Bolt to the Q, an annual race from Chargers Park to Qualcomm Stadium that helps support the Boys and Girls Clubs of San Diego.



Verrett was a sports broadcasting major at TCU. ESPN SportsCenter anchor, Stan Verrett, is a distant cousin.



TRANSACTION HISTORY: First-round pick by Chargers, (25), May 8, 2014...signed May 30.

2015: Pro Bowl first-alternate, selected to replace injured Darrelle Revis... Chargers Defensive Player of Year...



left Minnesota game Sept. 27 early with foot injury...did not play Oct. 4 vs. Cleveland (foot)...
Team Captain Nov. 1 at Baltimore and led team with three passes defended...68-yard interception return touchdown for 13-0 lead in second quarter Nov. 9 vs. Chicago on ESPN's Monday Night Football...tied for 13th-longest return in team annals...two third-down passes defended vs. Bears' Alshon Jeffrey in first half, including deep ball in end zone...injured groin later in second quarter...only saw brief action after injury...late third-quarter interception in end zone off Denver's Brock Osweiler Dec. 6...interception Dec. 13 at Kansas City on deep pass intended for Jeremy Maclin...during second-quarter three-and-out Dec. 20 vs. Miami, had five-yard tackle for loss on first down, followed by pass breakup on deep ball on second down...Bolts forced punt and scored TD for 16-0 lead on ensuing possession...team captain Dec. 24 at Oakland...injured hamstring in second quarter just after breaking up deep ball in end zone...inactive Jan. 3 at Denver. **2014:** Injured hamstring Sept. 21 at Buffalo and inactive Sept. 28 vs. Jacksonville...clinched Oct. 12 win at Oakland (31-28) with interception with 1:13 remaining in fourth quarter...first NFL pick...six tackles and tied team high with two passes defended vs. Raiders...inactive Oct. 19 vs. Kansas City (shoulder)...returned Oct. 23 at Denver but re-injured shoulder in second quarter...inactive Nov. 2 at Miami...placed on "Reserve-Injured" Nov. 15.

COLLEGE: Big 12 co-Defensive Player of Year and first-team All-Big 12 as senior...also second-team All-America by Associated Press, Football Writers Association of America, Sports Illustrated and USA Today...first-team All-America by SI and third-team by AP as junior in 2012, along with first-team All-Big 12...team's Dan Rogers MVP in 2012, first defensive back since 1992 to win award...career-high six interceptions as junior tied for most in Big 12 and sixth in nation...only allowed 30 completions on 105 attempts (28.6 pct.)...22 passes defended led conference and were second most in NCAA FBS...honorably mention All-Mountain West as sophomore in 2011...spent 2010 freshman year at Santa Rosa Junior College...first-team All-NorCal Conference and California Community College Athletic Association All-State...started 34 of 37 games played at TCU, registering 160 tackles, 10 tackles for loss, 35 passes defended and nine interceptions...allowed just 77 of 235 career passes (32.8 pct.) to be completed...44 tackles, four interceptions and six passes defended in 2010 at Santa Rosa JC...set school-record with 99-yard interception return for touchdown vs. Foothill College...played 2011-13 at TCU...sports broadcasting major.

PERSONAL: Born in Fairfield, Calif...two-time All-Solano County League and All-Sac-Joaquin running back and defensive back at Rodriguez High in Fairfield... older brother, Tre, also played running back and defensive back at Rodriguez.

Regular Season

Pass

Fumbles

Year	Team	G-S	Tack.-Asst.	Total	Sacks-Yds.	Special Teams						
						Int.-Yds.	Long	TD	Def.	For.-Rec.	TFL	Tackles
2014	San Diego	6-4	18-1	19	0-0	1-0	0	4	0-0	0	0	
2015	San Diego	14-13	42-5	47	0-0	3-68	68t	1	11	0-0	2	0
Totals		20-17	60-6	66	0-0	4-68	68t	1	15	0-0	2	0

Regular-Season Single-game Highs

Tackles — 7 (2 times) Last: vs. Kansas City Nov. 22, 2015
 Interceptions — 1 (4 times) Last: at Kansas City Dec. 13, 2015
 Interception Return Yards — 68 vs. Chicago Nov. 9, 2015

Interception Return Long — 68t vs. Chicago Nov. 9, 2015
 Interception Return TDs — 1 vs. Chicago Nov. 9, 2015



65

CHRIS WATT

Center-Guard
6-3, 310
3rd NFL Season
3rd with Chargers

Draft 3 - '14
Notre Dame
Glenbard West HS
Glen Ellyn, Ill.

After an injury-shortened second season with the Chargers, former third-round pick Chris Watt is ready to put 2015 in the rear-view mirror.

The Chargers' starting center in 2015, Watt was in the opening lineup for the team's first three games, but early in the Bolts' third game of the season in Minnesota, a groin injury landed him in the training room. Watt returned to action two weeks later but was felled by a concussion during a Monday Night Football game against Pittsburgh. Watt missed two more games, only to return against Baltimore two weeks later and be hit with a shoulder injury. It was a frustrating turn of events for the Glen Ellyn, Illinois native, who was placed on the "Reserve-Injured" list after the shoulder injury, but he is feeling healthy once again and ready for the Bolts' 2016 campaign.

As a senior at Notre Dame, Watt was part of an offensive line that allowed just eight sacks, tied for second-fewest in the nation. At the end of the season, he received the school's Pietrosante Award, which is given to Notre Dame football student-athletes who best exemplify the courage, loyalty, teamwork, dedication and pride of the late Irish All-American fullback. Pietrosante was Notre Dame's leading rusher in 1957 and '58 and he went on to become a

number-one draft pick and a two-time All-Pro selection with the Detroit Lions. Pietrosante died of cancer on Feb. 6, 1988. The recipient of the Pietrosante Award is determined by a vote of the players. Past winners have included former NFL players Tom Zbikowski, Jeff Faine, Harrison Smith, Aaron Taylor and Chris Zorich.

As a junior, Watt started all 13 games as Notre Dame went 12-1 and played Alabama in the National Championship game. Two of Watt's teammates at Notre Dame were Chargers linebacker Manti Te'o and offensive lineman Trevor Robinson.

Watt hails from a family with a significant lineage in college football. His older brother, Kevin, played defensive end at Northwestern from 2007-11. His father, Rich, played at Division II Hillsdale College in Michigan. His uncle, Bobby Watt, played at Brown University, while his grandfather, William Watt, and his great uncle, Dan Hurley, both played at Harvard.

One of Watt's hobbies is collecting baseball cards. His most prized card is one that was autographed by Hall of Fame strikeout king Nolan Ryan.



TRANSACTION HISTORY: Third-round pick (89) by Chargers, May 9, 2014...signed four-year contract, May 14.

2015: Helped Chargers pass for 404 yards in 33-28 win over Detroit in Sept. 13 as line allowed just two sacks in 44 dropbacks...late in fourth quarter, saw action at right guard...started Sept. 27 at Minnesota at center but left game in first quarter (groin)...inactive Oct. 4 vs. Cleveland (groin)...saw action as reserve left guard Oct. 12 vs. Pittsburgh but left game in third quarter with concussion...inactive Oct. 18 at Green Bay (concussion)...inactive Oct. 25 vs. Oakland...saw brief action at left guard Nov. 1 at Baltimore but injured shoulder and did not return...placed on "Reserve-Injured" (shoulder) Nov. 9. **2014:** NFL debut at right guard and on special teams Sept. 28 vs. Jacksonville...saw time at right guard Oct. 5 vs. N.Y. Jets...moved to center early in fourth quarter after Doug Legursky left game with knee injury...continued platoon at right guard Oct. 12 at Oakland as Bolts rushed for 116 yards and passed for 313 while allowing one sack in 35 passing plays during 31-28 win...saw action at center for injured Rich Ohrnberger

Nov. 16 vs. Oakland...first career start at center for Ohrnberger and helped block for 128 rush yards in 27-24 win over St. Louis Nov. 23...started at center Nov. 30 at Baltimore, but injured calf in third quarter and did not return...returned to starting lineup Dec. 7 vs. New England...injured ankle early Dec. 20 at San Francisco and did not return...inactive Dec. 28 at K.C.

COLLEGE: First-team All-Independent FBS as junior and senior...started 37 career games at left guard, while playing in total of 50...started 34 straight games before missing Navy game in 2013 due to injury...redshirted in 2009... played at Notre Dame from 2010-13... marketing degree.

PERSONAL: Born in Arlington Heights, Illinois...USA Today and Parade All-America as senior at Glenbard West High School in Glen Ellyn, Ill...invited to play in 2009 U.S. Army All-American Game in San Antonio... first-team all-state as senior...2008-09 Illinois Gatorade Player of Year and 2008 West Suburban Silver Conference MVP...played three different positions on offensive line without yielding sack during career.

Games Played-Started: 2014 (12-5, San Diego); 2015 (5-3, San Diego); **Total** (17-8).



79

KENNY WIGGINS

Guard-Tackle
6-6, 314
3rd NFL Season
3rd with Chargers

Free Agent – '15
Fresno State
Elk Grove HS
Elk Grove, Calif.

In 2015, Kenny Wiggins proved to be one of the biggest surprises as he became one of the most valuable performers on the Chargers' offensive line.

Wiggins came to the NFL in 2011 and he spent his first two seasons on the practice squad — 2011 in Baltimore and 2012 in San Francisco. In 2013, he spent nine weeks on the Chargers' practice squad and the remainder of the season on the active roster, but the former Fresno State Bulldog never made it into a game. With his practice squad time used up, Wiggins was waived in 2014 and spent most of the year out of football. When injuries depleted the Bolts' offensive line late in 2014, the Chargers brought Wiggins back and signed him to the active roster for their season finale in Kansas City. Doing so also opened the door for Wiggins to try and earn a roster spot again in 2015.

Wiggins was waived at the end of the 2015 training camp. At the time, his football future appeared bleak. As fate would have it, the injury bug struck in San Diego once again and 10 days after being waived, the Chargers re-signed Wiggins. Five days later he saw action in a game on special teams and 12 days later in Minnesota, Wiggins saw his first regular-season game action on the offensive line.

Wiggins ended up playing in the Chargers' final 15 games of 2015 and he started eight. He started games at left and right guard, while also seeing action at right tackle. Wiggins ended up playing a total of 401 snaps in 2015, fifth among the team's offensive linemen. It was impressive stuff for a player who months earlier thought his football career might very well have come to an end. And at the end of the year, when the NFL awarded performance-based pay bonuses for players who outplayed their adjusted regular-season salaries, Wiggins was the Chargers' top earner and ranked 21st league-wide.

Off the field, Wiggins is an aspiring businessman who collaborated with one of his best friends from childhood, Andrew Gardner, to launch the Gafton clothing line. The name was taken from the street the two grew up on in Elk Grove, California, a suburb of Sacramento. Gafton currently offers clothing for both men and women with a wide range of styles. The brand has already taken off both in the United States and abroad.



Wiggins and his wife, Jennifer, enjoyed a dream vacation to Bora Bora in March. Jennifer is a former member of the dance team at Fresno State. The couple wed in April 2014 in Saratoga, Calif.

Aside from his clothing line, Wiggins also has aspirations of a post-football career in broadcasting. A former communications major at Fresno State, Wiggins is a frequent guest on the "Rush Hour" show on ESPN Radio's affiliate in Fresno.

Wiggins enjoys playing basketball and fishing when he's not playing football or training with the Chargers. Before he became an all-league hoopster at Elk Grove (Calif.) High School, Wiggins played on an AAU team in 2004 that was coached by rapper and entertainer Master P. The team played games around the country and featured Master P's son, rapper and actor, Lil Romeo, as well as DeMar DeRozan, a shooting guard for the NBA's Toronto Raptors. Had Wiggins not opted for a career in football, he received several overtures to play Division I college basketball. Wiggins' brother, Josh, played baseball at Mt. Mercy University, a NAIA school in Cedar Rapids, Iowa.



TRANSACTION HISTORY: Signed with San Francisco, July 27, 2011...waived Sept. 3...signed to Baltimore's practice squad Nov. 28...contract expired, Jan. 30, 2012...re-signed with San Francisco, Feb. 6...waived Aug. 31...signed to 49ers' practice squad, Sept. 2...re-signed with 49ers, Feb. 6, 2013...waived Aug. 31...signed to Chargers' practice squad Sept. 2...signed to active roster, Nov. 16...waived Nov. 18...re-signed to Chargers' practice squad Nov. 20...re-signed to active roster Nov. 23...waived Aug. 30, 2014...re-signed Dec. 22...waived Sept. 5, 2015...re-signed Sept. 15, 2015 and March 9, 2016.

2015: First career regular-season action on offensive line Sept. 27 at Minnesota...took over at left guard for Chris Hairston and later saw action at right tackle when injuries forced Joe Barksdale to shift from right to left tackle...first career start at left guard for injured Orlando Franklin in 30-27 win over Cleveland Oct. 4...Bolts passed for 358 yards and three touchdowns vs. Browns, while line surrendered just two sacks...team won game on 34-yard field goal with no time left on clock... Oct. 12 vs. Pittsburgh on ESPN's Monday Night Football, started at left guard...in second quarter, shifted to right tackle when left tackle Hairston was injured and Barksdale went from right tackle to

left tackle...on last play of third quarter, played one snap at right guard when D.J. Fluker came out for play, before returning to right tackle for remainder of game...played entire game at left guard Oct. 18 at Green Bay as Philip Rivers set franchise records for attempts, completions and yards...saw brief action at right guard Oct. 25 vs. Oakland and in fourth quarter, took over at left guard for injured Franklin...saw action at both left guard and right tackle as injuries forced multiple re-shufflings of offensive line Nov. 1 at Baltimore...Nov. 22 vs. Kansas City, took over at right tackle late in third quarter for injured Barksdale...Nov. 29 at Jacksonville, started at left guard in place of Fluker and played all 71 snaps as line allowed just two sacks in 45 total dropbacks while Rivers passed for 300 yards and four TDs...entered Miami game Dec. 20 very briefly at right tackle for Barksdale, who was injured but returned...took over at right tackle in second half Dec. 24 in Oakland as injury to Hairston forced Barksdale to shift from right tackle to left tackle...in OT, moved to left guard after team

Games Played-Started: 2014 (1-0, San Diego); 2015 (15-8, San Diego); **Total** (16-8).



23

STEVE WILLIAMS

Cornerback
5-10, 185
4th NFL Season
4th with Chargers

Draft 5 – '13
California
Skyline HS
Dallas, Tex.

If the end of the 2015 season is any indication of what to expect from cornerback Steve Williams this season, the Chargers will be forcing a lot of turnovers in 2016.

Williams took a giant leap forward in 2015, ranking second on the team in interceptions. He recorded the first of his career off Minnesota's Teddy Bridgewater during a game in September in the Twin Cities. And later in the Chargers' 2015 season finale in Denver, Williams was responsible for turnovers on three straight possessions, including an interception off Brock Osweiler, a sack and forced fumble against Osweiler, and a forced fumble and fumble recovery during a play in which he chased down wide receiver Emanuel Sanders six yards from the endzone.

A former fifth-round pick, Williams now heads into his fourth season with the Chargers. He spent his

lost center Trevor Robinson and J.D. Walton went from left guard to center...starting left guard Jan. 3 at Denver for Franklin...in fourth quarter vs. Broncos, shifted to right tackle for injured Barksdale. **2014:** NFL debut on special teams Dec. 28 at Kansas City. **2013:** Spent Weeks 1-9 on Chargers' practice squad...elevated to active roster for final nine weeks, including playoffs, but did not appear in any games. **2012:** Spent entire season on San Francisco's practice squad. **2011:** Signed to Baltimore's practice squad Nov. 28 and remained there for balance of season.

COLLEGE: First-team All-Western Athletic Conference as senior in 2010...second-team All-WAC as junior...helped block for 1,808-yard, 19-touchdown season by Ryan Mathews in 2009...played in 42 career games...redshirted in 2006...played at Fresno State from 2007-10...communications major.

PERSONAL: Born in Elk Grove, Calif....first-team All-Delta League in football and basketball at Elk Grove High School.

rookie season on injured-reserve as result of a pre-season pectoral injury, but has returned to play in 26 games over the last two seasons. Williams tossed his hat into the NFL ring after only three seasons at Cal, including a 2012 junior campaign in which he earned honorable mention All-Pac-12 and team MVP honors.

Williams originally caught the eye of Chargers General Manager Tom Telesco in 2011, when the former Colts director of player personnel had ventured to Palo Alto to attend "The Big Game" and scout Stanford quarterback Andrew Luck. Early in the game, Williams jumped an out route thrown by Luck, picking off the pass and returning it 45 yards to the Stanford four-yard line. Even though he was just a sophomore, that play stuck in the back of Telesco's mind and two years later, Williams was drafted by the Chargers.



TRANSACTION HISTORY: Fifth-round pick (145), April 27, 2013...signed May 13.

2015: First NFL interception in endzone off Teddy Bridgewater Sept. 27 at Minnesota...pass defended in end zone on deep pass to Alshon Jeffrey in second quarter Nov. 9 vs. Chicago...injured hip while diving to make stop Dec. 13 at Kansas City and did not return...solid all-around effort Jan. 3 in Denver...first quarter forced fumble and fumble recovery vs.

Emanuel Sanders at end of 46-yard catch and run at Bolts' six...on Denver's next possession, intercepted Brock Osweiler pass that was tipped...then again on Broncos' next possession, created another turnover with eight-yard sack and forced fumble vs. Osweiler that Damion Square recovered. **2014:** Significant action at corner Dec. 20 at San Francisco and led team with two passes defended. **2013:** Tore pectoral muscle during Aug. 15 preseason game at Chicago...placed on "Reserve-Injured" list Aug. 26.

Continued next page

Steve Williams, cont.

COLLEGE: Honorable mention All-Pac-12, Bear Backers MVP on defense and team's Most Valuable Defensive Back as junior...Pac-12 Defensive Player of Week after interception and four pass breakups vs. Washington State in 2012...Bob Simmons Award as Most Valuable Freshman on Defense in 2010...finished career with 150 tackles, six interceptions, nine tackles for loss, 25 pass breakups, 31 total passes defended, sack and three forced fumbles...redshirted in 2009...played at Cal from 2010-12...sociology major.

PERSONAL: Born in Dallas, Texas...two-time second-team Class 5A all-state at Skyline High in Dallas...selected for Under Armour All-America All-Star Game following senior year...first-team all-district as junior after helping squad to 12-2 record and 5A Region II District 11 title.

Regular Season

Year	Team	G-S	Tack.-Asst.	Total	Sacks-Yds.	Int.-Yds.	Long	TD	Pass Def.	Fumbles For.-Rec.	TFL	Special Teams Tackles
2014	San Diego	13-0	9-0	9	0-0	0-0	0	0	2	0-0	0	1
2015	San Diego	13-2	17-2	19	1-8	2-6	6	0	5	2-1	1	0
Totals		26-2	26-2	28	1-8	2-6	6	0	7	2-1	1	1

Regular-Season Single-game Highs

Tackles — 6 at Denver Jan. 3, 2016

Sacks — 1 at Denver Jan. 3, 2016

Interceptions — 1 (2 times) Last: at Denver Jan. 3, 2016

Interception Return Yards — 6 at Denver Jan. 3, 2016

Interception Return Long — 6 at Denver Jan. 3, 2016



58

TOUREK WILLIAMS

Outside Linebacker
6-4, 262
4th NFL Season
4th with Chargers

Draft 6 – '13
Florida International
Norland HS
Miami, Fla.

The Chargers' sixth-round pick in the 2013 NFL Draft, Tourek Williams was in the running to start at strongside linebacker in 2015. Williams had a strong offseason, but in the Bolts' 2015 preseason opener against Dallas, he suffered a broken foot. The Chargers were optimistic that Williams would be able to return during the season, but on Nov. 3 the team placed him on the season-ending "Reserve-Injured" list.

During his first two seasons, Williams was a contributor at both outside linebacker and on special teams. In 2014, he was fifth on the squad with 14 special teams stops. And as a rookie, Williams recorded his first NFL sack and forced fumble against Peyton Manning.

Williams underwent a rather drastic change in 2015, cutting his dreadlocks, which hadn't been cut since he was in the third grade. Even though Williams played well his first two seasons, he felt like he needed to change his approach to the game, so besides revising his offseason training regimen, he decided it was also time for a new look.

Williams is a strong swimmer and a former lifeguard, who played water polo at Miami's Norland High School. The water polo program had been dormant for some time before Williams and some of his football teammates joined the team as seniors and turned the program around, helping end a winless drought that had extended for 10 seasons prior to their joining.



TRANSACTION HISTORY: Sixth-round pick by Chargers (179), April 27, 2013...signed May 13.

2015: Suffered broken foot in Aug. 13 preseason opener vs. Dallas...inactive Games 1-8...placed on "Reserve-Injured" Nov. 3. **2014:** Tied team high with two special teams tackles in 31-0 win over New York Jets Oct. 5...forced late three-and-out with third quarter pressure and quarterback hit on Michael Vick on 3rd-and-25 play in end zone. **2013:** NFL debut Sept. 15 at Philadelphia...first NFL start on ESPN's Monday Night Football Oct. 14 vs. Indianapolis...first NFL sack and forced fumble vs. Denver's Peyton Manning Nov. 10.

COLLEGE: First-team All-Sun Belt and team captain as senior...second-team as junior and sophomore...Texas vs. Nation All-Star participant following senior season...two-time College Football Performance of Week recipient in 2012...second in school history in sacks (18) and tackles for loss (45.5) along with 152 tackles, seven passes defended, two forced fumbles and two blocked kicks...played at Florida International from 2009-12...sport and fitness major.

PERSONAL: Born in Tallahassee, Fla...first-team all-county and all-district at Miami's Norland High.

Regular Season

Year	Team	G-S	Tack.-Asst.	Total	Sacks-Yds.	Int.-Yds.	Long	TD	Pass Def.	Fumbles For.-Rec.	Special Teams TFL	Tackles
2013	San Diego	13-6	8-3	11	1-11	0-0	0	0	0	1-0	1	0
2014	San Diego	15-0	9-4	13	0-0	0-0	0	0	1	0-0	0	14
2015	San Diego	"Reserve-Injured"										
Totals		28-6	17-7	24	1-11	0-0	0	0	1	1-0	1	14

Postseason

Year	Team	G-S	Tack.-Asst.	Total	Sacks-Yds.	Int.-Yds.	Long	TD	Pass Def.	Fumbles For.-Rec.	Special Teams TFL	Tackles
2013	San Diego	2-0	0-0	0	0-0	0-0	0	0	0	0-0	0	0

Regular-Season Single-game Highs

Tackles — 4 at Miami Nov. 2, 2014
Sacks — 1 vs. Denver Nov. 10, 2013

Additional Statistics

2014: 1 kickoff return for 13 yards.



16

TYRELL WILLIAMS

Wide Receiver

6-4, 205

2nd NFL Season

2nd with Chargers

Free Agent – '15

Western Oregon

Cascade HS

Salem, Ore.

Tyrell Williams waited patiently for his turn in 2015 and when his number was finally called, the former undrafted rookie from Western Oregon didn't disappoint.

Williams was one of only four undrafted rookies to earn a spot on the active roster out of training camp. He saw early action on special teams and then spent two months on the practice squad before returning to the active roster for the final seven games. For the most part, his playing time was limited to special teams, but in the Bolts 2015 regular-season finale at Denver, Williams was called upon to play wide receiver and he caught his first NFL pass for an 80-yard touchdown on Jan. 3 at Sports Authority Field. It tied for the 11th-longest catch in franchise history and it was the longest first catch by a player in franchise history. It was also the longest first catch by any player in the NFL since 2008.

Williams is the first player from Western Oregon, located in Monmouth, Oregon, to play for the Chargers. In fact Western Oregon was so small that Williams actually had to hold his pre-draft Pro Day at Oregon State



University's campus in Corvallis, some 20-plus miles from Monmouth. Williams was a three-time first-team All-Great Northwest Athletic Conference at WOU and he finished his career as the school's all-time leader with 165 catches, good for 2,792 yards and 21 touchdowns. Williams was also the 200-meter champion at the GNAC's 2014 Outdoor Track and Field Championships.

Williams' brother, R.J., also played at Western Oregon. He and Tyrell were teammates though R.J. played cornerback for the Wolves. He now works for Nike in their social media department. The boys' father, Raymond, played football at the Oregon Institute of Technology. And younger sister, Peighton, attends Cascade High School where she competes in basketball, volleyball and track.

Both of Williams' parents work for the corrections department in Oregon. His father works in youth corrections, while his mother, Vicky, works at the state's maximum security prison in Salem.

Williams' hobbies include basketball, spending time at the beach, badminton and pickleball.

TRANSACTION HISTORY: Signed with Chargers May 15...waived Sept. 19...re-signed to Chargers' practice squad, Sept. 22...re-signed to active roster, Nov. 21.

2015: First NFL catch went for 80-yard touchdown Jan. 3 at Denver...tied for 11th-longest catch in franchise history...longest first catch by player in franchise history and longest first catch by any player in NFL since 2008.

READ ACROSS AMERICA

In March, Williams participated in a Read Across America celebration at Walker Elementary School in San Diego. Read Across America is an annual reading motivation and awareness program that was created in honor of children's author Dr. Seuss.



COLLEGE: Four-time All-Great Northwest Athletic Conference, second-team in 2011 and first-team 2012-14...Don Hansen D-II All-Super Region Three as senior...school's all time leader with 165 catches, good for 2,792 yards and 21 TDs...two-time GNAC Player of Week...played at Western Oregon from 2011-14...200-meter GNAC Outdoor Track and Field champion in 2014...exercise science major.

Continued next page

Tyrell Williams, cont.

PERSONAL: Born in Salem, Oregon...all-state in football, basketball and track as senior at Cascade High School in Salem...two-time first-team all-league

Regular Season		Receiving			
Year	Team	G-S	No.-Yds.	Avg.	Long
2015	San Diego	7-0	2-90	45.0	80t

in all three as junior and senior...invited to play in Shriners All-Star Game and Oregon Athletic Coaches Association Basketball All-Stars Game.

Special Teams	
TD	Tackles
1	2

Regular-Season Single-game Highs

Receptions — 2 at Denver Jan. 3, 2016

Receiving Yards — 90 at Denver Jan. 3, 2016

Receiving Long — 80t at Denver Jan. 3, 2016

Receiving TDs — 1 at Denver Jan. 3, 2016



47

MIKE WINDT

Long Snapper
6-1, 237
7th NFL Season
7th with Chargers

Free Agent – '10
Cincinnati
Elder HS
Cincinnati, Ohio

Mike Windt is one of the NFL's most accurate long snappers. He also excels in special teams coverage.

Windt has also been durable, appearing in every game the last three seasons, 50 consecutive games including playoffs, as he heads into 2016.

Windt can credit his father, Joe, for helping him fulfill his potential as a long snapper. Joe is a former bowler and softball pitcher who never played football, but he noted that Windt had the unique ability of launching a football between his legs faster and more accurately than he could throw it overhand, so he convinced his son to give long snapping a try. Windt put his talents to work at Elder High School

in Cincinnati and ended up playing on back-to-back state championship teams in 2002 and '03.

Windt is married to the former Kate Fredrikson, a pediatric oncology nurse at Rady Children's Hospital in San Diego. In 2015, she was the recipient of a Nurse of Excellence Award. The couple wed in April 2014 in Encinitas, California.

Windt's hobbies include golf, stand-up paddle-boarding and spending time with his English Bulldog, Hemingway. He also has a taste for fine wines and music. Two of his favorite musicians are Michael Buble' and Frank Sinatra.



TRANSACTION HISTORY: Signed with Cincinnati as undrafted rookie April 30, 2010...waived Aug. 30... signed with San Diego, Oct. 13...re-signed, April 13, 2012...signed four-year contract, March 9, 2013.

2015: Recovered fumble on punt return Dec. 13 at Kansas City. **2014:** Handled snaps in all 16 games.

2013: Handled all snaps in all 18 games, including playoffs...two special teams stops during regular season. **2012:** Career-high three special teams tackles...injured wrist Nov. 18 at Denver...placed on "Reserve-Injured" list Nov. 21. **2011:** Handled all

snaps in all 16 games. **2010:** First-career game Oct. 17 at St. Louis.

COLLEGE: Snapped for nation's No. 1 punt team (39.6 avg.) in 2007...did not have unplayable snap in 395 career attempts...redshirted in 2006...played at Cincinnati from 2007-09...turned down chance to play as senior in 2010... earned degree in psychology.

PERSONAL: Played on state championship teams as junior and senior at Elder High in Cincinnati, Ohio.

Games Played-Started: **2010** (11-0, San Diego); **2011** (16-0, San Diego); **2012** (10-0, San Diego); **2013** (16-0, San Diego); **2014** (16-0, San Diego); **2015** (16-0, San Diego); **Total** (85-0).

Postseason Games Played-Started: **2013** (2-0, San Diego).

Special Teams Tackles: **2011** — 1; **2012** — 3; **2013** — 2; **2015** — 3; **Total** — 9.

39

DANNY WOODHEAD

Running Back
5-8, 200
8th NFL Season
4th with Chargers

UFA (New England) – '13
Chadron State, Neb.
North Platte HS
North Platte, Neb.

A healthy Danny Woodhead returned to form in 2015 and reminded Chargers fans that he's one of the NFL's most dynamic players.

Woodhead played in only three games in 2014 due to a broken left ankle suffered during a game in Buffalo, but he returned to the field in 2015 and played in all 16 games. Not only did he play, but he led the Chargers in receptions, receiving yards and touchdown catches as he became the first running back in franchise history to lead the team in all three categories. His 80 catches tied for most in the NFL among running backs with Detroit's Theo Riddick, while his receiving yards (755) and touchdown catches (six) were both tops in the League at his position. Also, his receptions and receiving yards were both career highs while his receiving touchdowns tied his career high. Woodhead tallied 336 rushing yards on the season to finish the year with a career-high and team-leading 1,091 yards from scrimmage. Lastly his nine total touchdowns also led the team and were a career high.

Woodhead's top performance of the season came on Dec. 20 against Miami when he scored a career-high four touchdowns, the first four-touchdown game by a Chargers player since 2007.

Woodhead joined the Chargers in 2013 and made an immediate impact, setting career highs for catches, receiving yards, touchdown catches, scrimmage yards and all-purpose yards. He finished the regular season with the most touchdown catches among all NFL running backs and the second-most receptions and receiving yards.

A native of North Platte, Neb. (pop. 25,000), Woodhead is one of the most popular athletes ever to come out of the Cornhusker state. He first came onto the national scene at Chadron State College after a record-setting career at North Platte High. Nebraska's 2003 Player of the Year, Woodhead was overlooked by the state's biggest schools, including the University of Nebraska, so he followed his older brother, Ben, to Chadron State where he became the first athlete in school history to receive a full-ride scholarship. Despite his diminutive 5-8, 200-pound frame, Woodhead set a number of records for the

Eagles and he became a two-time winner of the Harlon Hill Award, Division II's equivalent of the Heisman Trophy. Woodhead left Chadron as the NCAA's all-time leading rusher (7,962 yards) and he tied the national mark with 109 touchdowns. Though Chadron State never won a national championship during Woodhead's career, the Eagles went 35-11 during his tenure, including back-to-back undefeated seasons and Rocky Mountain Athletic Conference titles his junior and senior years. Their only loss each of those two seasons came in the NCAA Division II quarterfinals where both times they were defeated by Northwest Missouri State. In 2013, Woodhead was named to the Division II 40th-Anniversary Tribute Team.

Despite a record-breaking college career, Woodhead did not receive an invitation to participate at the 2008 NFL Combine. Instead he took part in a pro day on the University of Nebraska campus and posted a 40-yard dash time that would've been among the fastest at the Combine. Still, when the 2008 NFL Draft rolled around, all seven rounds came and went without Woodhead hearing his name called and he ended up signing a free agent contract with the New York Jets. Woodhead suffered a knee injury in training camp and spent his entire rookie year on the "Reserve-Injured" list. He returned in 2009 and played sparingly for the Jets, but in 2010 he was released after the first game of the season. It didn't take long for the rival New England Patriots to scoop up the Nebraska native and his career quickly hit an upswing. Woodhead played in 14 games for the Patriots and averaged a team-record 5.64 yards per carry for a squad that reached the AFC Divisional Playoffs. A year later, Woodhead helped the Patriots to a 13-3 regular season that culminated with a date with the New York Giants in Super Bowl XLVI. And in 2012, he helped New England to a 12-4 mark and a trip to the AFC Championship Game.

Woodhead seemed destined to play football from early on. As a child, he drew numbers on the backs of his cowboys and Indians and he held make-believe games in his bedroom. Looking for a bigger field, he once drew a football field in the middle of the family's living room with a green marker. And by the fourth grade, he was working as a ball boy at North Platte High School, where his dad, Mark, was an assistant coach.

The Woodhead family is extremely close. Danny was home-schooled until the ninth grade and his parents still live in North Platte, where Mark is now a school teacher and high school girls basketball coach. Both of his parents attended Chadron State.

**PENALTY FREE**

Woodhead has a rather incredible streak going. In 101 career games played and more than 3,700 career snaps, including playoffs, Woodhead has never had a penalty called against him.



Continued next page

Mark played wide receiver for the Eagles in the late 1970s. Danny and Ben roomed together at Chadron and they later served as the best men in each other's weddings. All of the men in the Woodhead family go by the nickname "Woody," except for Mark, who goes by "Big Woody." They all enjoy playing golf and Danny, a scratch player, is the family's best. Mom, Annette, is extremely devout and to this day she still sends Danny scriptures prior to each of his games.

Woodhead and wife, Stacia, have two daughters, Gia Grace and Missy Faith, and a son, Will Daniel.

Woodhead has always been a popular NFL player but his popularity reached new heights in 2013 when Academy Award-winning actress Anne Hathaway was photographed walking her dog in Los Angeles, while sporting a replica of Woodhead's No. 39 Chargers jersey.



TRANSACTION HISTORY: Signed with New York Jets as undrafted rookie, May 2, 2008...waived Sept. 6, 2009...re-signed to Jets' practice squad, Sept. 9...signed to Jets' active roster, Oct. 17...re-signed with Jets, Jan. 25, 2010...waived Sept. 14...signed with New England, Sept. 18, 2010...contract expired March 12, 2013... signed with Chargers, March 21... signed two-year contract extension through 2016 with Chargers, July 22, 2014.

2015: Pro Football Journal first-team All-Pro as 3rd-down back...two rushing touchdowns Sept. 13 vs. Detroit...**Team Captain** for Lions game...scored on nine-yard run in second quarter and one-yard run late in fourth quarter for 33-21 lead...season-high 138 scrimmage yards in 30-27 win over Cleveland Oct. 4...led team in rushing yards (54 yards) and second in receiving yards (84 yards)...career-long 61-yard catch-and-run late in third quarter set up touchdown for 20-16 lead and then in fourth quarter, 19-yard run to Browns' 24 during game-winning field goal drive...season-high 11 catches and tied career-high with two touchdown catches Oct. 25 vs. Oakland...career-high four touchdowns Dec. 20 vs. Miami, one rushing and three receiving...marked first four-touchdown game by Charger since 2007... his four touchdowns tied for second-most in game in team history...three touchdown catches tied for third-most in game in team history...against Miami, raised season touchdown total to nine for new career high, while raising touchdown catch total to six to tie career-high...108 yards from scrimmage Dec. 24 at Oakland to go over 1,000-yard mark for second time in career...team-high eight catches Jan. 3 at Denver to set new career-high for season receptions (80)...also 62 scrimmage yards vs. Broncos to raise season total to new career-high 1,091. **2014:** Injured ankle early Sept. 21 at Buffalo and did not return...placed on "Reserve-Injured" list Sept. 23. **2013: USA Today All-Joe...**career-best two TD catches during 30-21 win over Dallas Sept. 29...26-yarder to open game was career-long TD catch...five-yard shovel pass for touchdown Oct. 6 at Oakland...two-yard touchdown run Oct. 20 at Jacksonville for first score in 24-6 victory...led team and tied season high with nine catches Nov. 3 at Washington...appeared to score game-winning TD on six-yard catch-and-run with 29 seconds left in game as he dove and appeared to glance pylon, but call was overturned by instant replay...Chargers settled for field goal that sent game into overtime...career high fourth touchdown catch of season Nov. 10 vs. Denver...tied career high with sixth and seventh touchdowns of season in 41-38 win at Kansas City

Nov. 24...during late fourth-quarter game-winning drive vs. Chiefs, had consecutive catches of 19 and 14 yards to take Bolts from own 34 to Kansas City's 33...career-best eighth touchdown of season for 24-0 lead in 37-14 win over New York Giants Dec. 8... first-career postseason touchdown on five-yard run in Jan. 5 wild card playoff win at Cincinnati. **2012:** Late third-down catch (20 yards) set up game-tying field goal in Oct. 21 overtime win vs. New York Jets...first-career multi-touchdown game with one score rushing and one receiving Nov. 11 vs. Buffalo... season-high 61 yards rushing and two touchdowns Dec. 16 vs. San Francisco. **2011:** Two-point conversion runs vs. Chargers Sept. 18 and Buffalo Jan. 1... lone touchdown of season (10 yard run) in Dec. 18 win vs. Denver...four-yard touchdown catch vs. New York Giants in Super Bowl XLVI. **2010:** Began season with Jets and waived day after Sept. 13 Monday Night Football season opener vs. Baltimore... ended season with New England and named to **USA Today's All-Joe Team**...fourth in NFL with average of 7.1 yards per touch from scrimmage...first-career start and first-career game as Patriot Sept. 26 vs. Buffalo...22-yard touchdown run during 38-30 win over Bills...first-career touchdown catch (11 yards) for 27-14 lead in Oct. 4 win at Miami...first-career 100-yard receiving game (104), including career-long 50-yard catch, in 45-3 win over Jets Dec. 6...season-high 125 scrimmage yards in Dec. 26 win over Bills...led Patriots in rushing while making first-career playoff start Jan. 16 vs. Jets. **2009:** First-career game Oct. 18 at Buffalo...season-high 52 scrimmage yards, including season-long 24-yard catch, in Dec. 13 win at Tampa Bay. **2008:** Injured knee during training camp and spent season on "Reserve-Injured" list.

COLLEGE: Associated Press Little All-America...four-time first-team Rocky Mountain Athletic Conference and three-time RMAC Offensive Player of Year... Academic All-America... second in NCAA history with 9,749 all-purpose yards and 654 career points... NCAA-record 2,756 rush yards as junior in 2006... played at Chadron State from 2005-08...math education major.

PERSONAL: Born in North Platte, Neb....Nebraska Gatorade Player of Year at North Platte High...all-state and 2003-04 High School Male Athlete of Year by Omaha World-Herald and Lincoln Journal Star... set Class A state records with 4,891 career yards and 76 touchdowns...led North Platte to one state final and two state semifinal games...averaged 26 points per game in basketball to lead state as senior.

Regular Season		Rushing					Receiving				Kickoff Returns				Spec. Tms.	
Year	Team	G-S	No.-Yds.	Avg.	Long	TD	No.-Yds.	Avg.	Long	TD	No.-Yds.	Avg.	Long	TD	Tackles	
2008	N.Y. Jets	"Reserve-Injured"														
2009	N.Y. Jets	10-0	15-64	4.3	16	0	8-87	10.9	24	0	1-16	16.0	13	0	6	
2010	N.Y. Jets	1-0	0-0	0.0	0	0	0-0	0.0	0	0	0-0	0.0	0	0	1	
2010	New Eng.	14-3	97-547	5.6	36t	5	34-379	11.1	50	1	0-0	0.0	0	0	10	
2011	New Eng.	15-4	77-351	4.6	12	1	18-157	9.2	16	0	20-437	21.9	37	0	5	
2012	New Eng.	16-2	76-301	4.0	19	4	40-446	11.2	25	3	2-43	21.5	23	0	0	
2013	San Diego	16-2	106-429	4.0	14	2	76-605	8.0	39	6	12-262	21.8	37	0	0	
2014	San Diego	3-0	15-38	2.5	13	0	5-34	6.8	14	0	0-0	0.0	0	0	0	
2015	San Diego	16-2	98-336	3.4	27	3	80-755	9.4	61	6	0-0	0.0	0	0	1	
Totals		91-13	484-2,066	4.3	36t	15	261-2,463	9.4	61	16	35-758	21.7	37	0	23	

Postseason		Rushing					Receiving				Kickoff Returns				Spec. Tms.	
Year	Team	G-S	No.-Yds.	Avg.	Long	TD	No.-Yds.	Avg.	Long	TD	No.-Yds.	Avg.	Long	TD	Tackles	
2009	N.Y. Jets	2-0	0-0	0.0	0	0	1(-1)	-1.0	-1	0	0-0	0.0	0	0	0	
2010	New Eng.	1-1	14-46	3.3	8	0	6-52	8.7	19	0	0-0	0.0	0	0	0	
2011	New Eng.	3-1	17-61	3.6	11	0	5-49	9.8	19	1	4-129	32.3	41	0	0	
2012	New Eng.	2-1	4-11	2.8	7	0	1-12	12.0	12	0	0-0	0.0	0	0	0	
2013	San Diego	2-0	24-83	3.5	9	1	5-24	4.8	11	0	1-23	23.0	23	0	0	
Totals		10-3	59-201	3.4	11	1	18-136	7.6	19	1	5-152	30.4	41	0	0	

Regular-Season Single-game Highs

Rush Attempts — 15 at Baltimore Sept. 23, 2012
 Rush Yards — 93 at Buffalo Dec. 26, 2010
 Rush Long — 36t vs. Indianapolis Nov. 21, 2010
 Rush TDs — 2 (2 times) Last: vs. Detroit Sept. 13, 2015
 Receptions — 11 vs. Oakland Oct. 25, 2015
 Receiving Yards — 104 vs. NY Jets Dec. 6, 2010
 Receiving Long — 61 vs. Cleveland Browns Oct. 4, 2015
 Receiving TDs — 3 vs. Miami Dec. 20, 2015
 Receiving Long TD — 26t vs. Dallas Sept. 29, 2013
 Kickoff Returns — 5 at Kansas City Nov. 24, 2013
 Kickoff Return Yards — 137 at Kansas City Nov. 24, 2013
 Kickoff Return Long — 37 (2x) Last: at K.C. Nov. 24, 2013

Postseason Single-game Highs

Rushing Attempts — 15 at Cincinnati Jan. 5, 2014
 Rushing Yards — 54 at Cincinnati Jan. 5, 2014
 Rushing Long — 11 vs. Denver Jan. 14, 2012
 Rushing TDs — 1 at Cincinnati Jan. 5, 2014
 Rushing Long TD — 5 at Cincinnati Jan. 5, 2014
 Receptions — 6 vs. New York Jets Jan. 16, 2011
 Receiving Yards — 52 vs. New York Jets Jan. 16, 2011
 Receiving Long — 19 (2 times) Last: vs. N.Y. Giants Feb. 5, 2012
 Receiving TDs — 1 vs. New York Giants Feb. 5, 2012
 Receiving Long TD — 4 vs. New York Giants Feb. 5, 2012
 Kickoff Returns — 3 vs. Baltimore, Jan. 22, 2012
 Kickoff Return Yds. — 101 vs. Baltimore Jan. 22, 2012
 Kickoff Return Long — 41 vs. Baltimore Jan. 22, 2012

2015		Rushing					Receiving				
Date	Opp	No.-Yds.	Avg.	Lg	TD	TDs	No.-Yds.	Avg.	Lg	TD	TDs
09/13	Det	13-43	3.3	10	2	9, 1	3-19	6.3	15	0	0
09/20	at Cin	7-36	5.1	9	0	0	6-68	11.3	19	0	0
09/27	at Min	5-11	2.2	7	0	0	3-32	10.7	22	0	0
10/04	Cle	8-54	6.8	19	0	0	4-84	21	61	0	0
10/12	Pit	4-10	2.5	9	0	0	5-66	13.2	31	0	0
10/18	at GB	7-8	1.1	4	0	0	5-63	12.6	25	0	0
10/25	Oak	5-26	5.2	6	0	0	11-75	6.8	11	2	8, 6
11/01	at Bal	3-9	3.0	5	0	0	2-36	18.0	26	0	0
11/09	Chi.	6-33	5.5	15	0	0	6-78	13	16	1	14
11/22	KC	6-7	1.2	5	0	0	1-9	9.0	9	0	0
11/29	at Jax*	4-8	2.0	6	0	0	6-39	6.5	11	0	0
12/06	Den*	3-10	3.3	7	0	0	3-24	8.0	10	0	0
12/13	at KC	3-5	1.7	3	0	0	3-8	2.7	5	0	0
12/20	Mia	8-10	1.3	8	1	2	6-50	8.3	20t	3	20,9,9
12/24	at Oak	11-55	5.0	27	0	0	8-53	6.6	21	0	0
01/03	at Den	5-11	2.2	4	0	0	8-51	6.4	16	0	0
Totals		98-336	3.4	27	3	0	80-755	9.4	61	6	6

2015		Rushing					Receiving				
Date	Opp	No.-Yds.	Avg.	Lg	TD	TDs	No.-Yds.	Avg.	Lg	TD	TDs
11/24	at KC	6-25	4.2	8	1	3	4-45	11.3	19	1	11
12/01	Cin	7-22	3.1	7	0	0	2-13	6.5	9	0	0
12/08	NYG	7-42	6.0	11	0	0	4-52	13.0	39	1	6
12/12	at Den	9-29	3.2	8	0	0	1-13	13.0	13	0	0
12/22	Oak	8-52	6.5	13	0	0	3-16	5.3	9	0	0
12/29	KC	5-18	3.6	6	0	0	7-42	6.0	9	0	0
Totals		106-429	4.0	14	2	0	76-605	8.0	39	6	6
01/05	at Cin	15-54	3.6	9	1	5	2-14	7.0	11	0	0
01/12	at Den*	9-29	3.2	8	0	0	3-10	3.3	7	0	0
Totals		24-83	3.5	9	1	0	5-24	4.8	11	0	0

2012		Rushing					Receiving				
Date	Opp	No.-Yds.	Avg.	Lg	TD	TDs	No.-Yds.	Avg.	Lg	TD	TDs
09/09	at Ten	6-20	3.3	6	0	0	0-0	0.0	0	0	0
09/16	Ari	8-18	2.3	10	0	0	1-12	12.0	12	0	0
09/23	at Bal	15-34	2.3	6	1	3	1-9	9.0	9	0	0
09/30	at Buf	0-0	0.0	0	0	0	2-23	11.5	17t	1	17
10/07	Den*	7-47	6.7	19	0	0	1-25	25.0	25	0	0
10/14	at Sea	4-25	6.3	9	0	0	5-46	9.2	22	0	0
10/21	NYJ	6-17	2.8	8	0	0	4-29	7.3	20	0	0
10/28	at STL	2-3	1.5	2	0	0	5-56	11.2	24	0	0
11/11	Buf	1-15	15.0	15t	1	15	4-46	11.5	18t	1	18
11/18	Ind	0-0	0.0	0	0	0	0-0	0.0	0	0	0
11/22	at NYJ	2-8	4.0	8	0	0	1-11	11.0	11	0	0
12/02	at Mia	6-24	4.0	13	0	0	2-15	7.5	11	0	0
12/10	Hou	1-4	4.0	4	0	0	2-34	17.0	18	0	0
12/16	SF	12-61	5.1	15	2	6, 1	5-23	4.6	7	0	0
12/23	at Jac	3-7	2.3	4	0	0	2-38	19.0	24	1	14
12/30	Mia*	3-8	6.0	11	0	0	5-79	15.8	25	0	0
Totals		76-291	3.8	19	4	0	40-446	11.2	25	3	3
01/13	Hou*	1-0	0.0	0	0	0	0-0	0.0	0	0	0
01/20	Bal*	3-11	3.7	7	0	0	1-12	12.0	12	0	0
Totals		4-11	2.8	7	0	0	1-12	12.0	12	0	0

2014		Rushing					Receiving				
Date	Opp	No.-Yds.	Avg.	Lg	TD	TDs	No.-Yds.	Avg.	Lg	TD	TDs
09/08	at Ari	6-5	0.8	5	0	0	1-6	6.0	6	0	0
09/14	Sea	8-32	4.0	13	0	0	4-28	7.0	14	0	0
09/21	at Buf	1-1	1.0	1	0	0	0-0	0.0	0	0	0
Totals		15-38	2.5	13	0	0	5-34	6.8	14	0	0

2013		Rushing					Receiving				
Date	Opp	No.-Yds.	Avg.	Lg	TD	TDs	No.-Yds.	Avg.	Lg	TD	TDs
09/09	Hou	0-0	0.0	0	0	0	2-16	8.0	11	0	0
09/15	at Phi	9-27	3.0	8	0	0	8-37	4.6	8	0	0
09/22	at Ten*	5-31	6.2	11	0	0	7-55	7.9	13	0	0
09/29	Dal	5-32	6.4	14	0	0	5-54	10.8	26t	2	26, 13
10/06	at Oak*	9-17	1.9	5	0	0	9-58	6.4	17	1	5
10/14	Ind	9-36	4.0	10	0	0	5-47	9.4	13	0	0
10/20	at Jax	9-29	3.2	7	1	2	4-47	11.8	26	0	0
11/03	at Was	7-21	3.0	8	0	0	9-77	8.6	20	0	0
11/10	Den	6-27	4.5	8	0	0	4-17	4.3	7t	1	7
11/17	at Mia	5-21	4.2	7	0	0	2-16	8.0	11	0	0

2011		Rushing					Receiving				
Date	Opp	No.-Yds.	Avg.	Lg	TD	TDs	No.-Yds.	Avg.	Lg	TD	TDs
09/12	at Mia*	14-69	4.9	9	0	0	1-6	6.0	6	0	0
09/18	SD*	4-12	3.0	5	0	0	2-15	7.5	9	0	0
09/25	at Buf	6-21	3.5	10	0	0	3-20	6.7	13	0	0
10/02	at Oak	2-13	6.5	12	0	0	0-0	0.0	0	0	0

Continued next page

2011 (cont.)

Rushing				Receiving				Rushing				Receiving											
Date	Opp	No.-Yds	Avg.	Lg	TD	TDs	No.-Yds	Avg.	Lg	TD	TDs	Date	Opp	No.-Yds	Avg.	Lg	TD	TDs	No.-Yds	Avg.	Lg	TD	TDs
10/09	NYJ	Inactive										12/12	at Chi*	7-21	3.0	5	1	3	2-1	0.5	5	0	0
10/16	Dal	4-7	1.8	5	0	0	2-22	11.0	13	0	0	12/19	GB	9-59	6.6	14	0	0	1-12	12.0	12	0	0
10/30	at Pit	0-0	0.0	0	0	0	0-0	0.0	0	0	0	12/26	at Buf	13-93	7.2	29t	1	29	3-32	10.7	15	0	0
11/06	NYG	7-26	3.7	9	0	0	3-34	11.3	14	0	0	01/02	Mia	2-19	9.5	19	0	0	0-0	0.0	0	0	0
11/13	at NYJ	7-38	5.4	9	0	0	1-6	6.0	6	0	0	Totals 97-547 5.6 36t 5				34-379 11.1 50 1							
11/21	KC	5-27	5.4	12	0	0	2-28	14.0	16	0	0	01/16	NYJ*	14-46	3.3	8	0	0	6-52	8.7	19	0	0
11/27	at Phi	4-20	5.0	10	0	0	0-0	0.0	0	0													
12/04	Ind	4-12	3.0	5	0	0	0-0	0.0	0	0													
12/11	at Was*	8-41	5.1	12	0	0	1-4	4.0	4	0													
12/18	at Den	7-40	5.7	10t	1	10	1-12	12.0	12	0													
12/24	Mia*	4-20	5.0	8	0	0	0-0	0.0	0	0													
01/01	Buf	1-5	5.0	5	0	0	2-10	5.0	6	0													
Totals 77-351 4.6 12 1				18-157 8.7 16 0																			
01/14	Den*	4-25	6.3	11	0	0	0-0	0.0	0	0								0-0	0.0	0	0	0	0
01/22	Bal**	6-18	3.0	5	0	0	1-7	7.0	7	0								0-0	0.0	0	0	0	0
02/05	NYG*	7-18	2.6	6	0	0	4-42	10.5	19	1	4							0-0	0.0	0	0	0	0
Totals 17-61 3.6 11 0				5-49 9.8 19 1																			

Rushing				Receiving							
Date	Opp	No.-Yds	Avg.	Lg	TD	TDs	No.-Yds	Avg.	Lg	TD	TDs
09/19	at NYJ	Inactive									
09/26	Buf*	3-42	14.0	22t	1	22	0-0	0.0	0	0	0
10/04	at Mia	8-36	4.5	9	0	0	1-11	11.0	11t	1	11
10/17	Bal	11-63	5.7	14	0	0	5-52	10.4	19	0	0
10/24	at SD	8-24	3.0	7	0	0	3-28	9.3	16	0	0
10/31	Min	6-13	2.2	5	1	3	5-45	9.0	16	0	0
11/07	at Cle	9-54	6.0	12	0	0	2-38	19.0	26	0	0
11/14	at Pit	4-11	2.8	5	0	0	2-22	11.0	12	0	0
11/21	Ind	7-69	9.9	36t	1	36	4-21	5.3	9	0	0
11/25	at Det	8-32	4.0	9	0	0	2-13	6.5	8	0	0
12/06	NYJ*	2-11	5.5	7	0	0	4-104	26.0	50	0	0

Rushing				Receiving												
Date	Opp	No.-Yds	Avg.	Lg	TD	TDs	No.-Yds	Avg.	Lg	TD	TDs					
09/13	at Hou	Practice Squad														
09/20	NE	Practice Squad														
09/27	Ten	Practice Squad														
10/04	at NO	Practice Squad														
10/12	at Mia	Practice Squad														
10/18	Buf	0-0	0.0	0	0	0					0-0	0.0	0	0	0	
10/25	at Oak	3-24	8.0	16	0	0					0-0	0.0	0	0	0	
11/01	Mia	0-0	0.0	0	0	0					0-0	0.0	0	0	0	
11/15	Jac	Inactive														
11/22	at NE	0-0	0.0	0	0	0					0-0	0.0	0	0	0	
11/29	Car	1-1	1.0	1	0	0					2-23	11.5	16	0	0	
12/03	at Buf	0-0	0.0	0	0	0					0-0	0.0	0	0	0	
12/13	at TB	4-17	4.3	8	0	0					3-35	11.7	24	0	0	
12/20	Atl	1-2	2.0	2	0	0					2-21	10.5	13	0	0	
12/27	at Ind	0-0	0.0	0	0	0					1-8	8.0	8	0	0	
01/03	Cin	6-20	3.3	6	0	0					0-0	0.0	0	0	0	
Totals 15-64 4.3 16 0				8-87 10.9 24 0												
01/09	at Cin*	0-0	0.0	0	0	0					0-0	0.0	0	0	0	
01/17	at SD*	0-0	0.0	0	0	0					1-(-1)	-1.0	-1	0	0	
01/24	at Ind*	Inactive														

* Denotes starter
+ Denotes postseason game

TOP 10 WARMEST & COLDEST GAMES

Date	Opponent	W-L	Score	Temp.	Conditions
Sept. 4, 1988	at L.A. Raiders	L	13-24	108°	Hazy
Sept. 28, 1997	Baltimore	W	21-17	105°	Sunny
Sept. 24, 1978	Green Bay	L	3-24	102°	Sunny
Sept. 22, 2002	at Arizona	W	23-15	100°	Sunny
Aug. 21, 2004	at Arizona^	W	38-13	99°	Clear
Oct. 9, 1994	Kansas City	W	20-6	99°	Sunny
Aug. 6, 1976	New England (Norman, Okla.)^	W	26-17	98°	Sunny
Sept. 16, 1979	Buffalo	W	27-19	97°	Sunny
Aug. 31, 2001	at Arizona^	L	3-16	97°	Partly Cloudy
Oct. 4, 1970	at L.A. Rams	L	10-37	97°	Hazy

Date	Opponent	W-L	Score	Temp.	Conditions
Jan. 10, 1982	at Cincinnati*	L	7-27	-9°	-59 wind-chill
Dec. 10, 1972	at Denver	L	13-38	9°	Mostly sunny
Nov. 19, 1978	at Minnesota	W	13-7	15°	Partly cloudy
Dec. 19, 2004	at Cleveland	W	21-0	18°	-10 wind-chill
Dec. 17, 1989	at Kansas City	W	20-13	18°	Mostly sunny
Dec. 27, 1987	at Denver	L	0-24	20°	Blizzard
Dec. 16, 1973	at Kansas City	L	6-33	22°	Overcast
Jan. 20, 2008	at New England	L	12-21	23°	9° wind-chill
Nov. 24, 2013	at Kansas City	W	41-38	24°	15 wind-chill
Dec. 21, 1975	at Cincinnati	L	17-47	24°	Cloudy
Dec. 4, 1978	Chicago**	W	40-7	48°	Clear

*NFL record **Coldest game in San Diego ^Preseason



***DRAFT CHOICES, ROOKIE
FREE AGENTS, FIRST-YEAR
PLAYERS & ROSTERS***



99

JOEY BOSA

Defensive End
6-5, 280
Rookie

Draft 1 - '16
Ohio State
St. Thomas Aquinas HS
Ft. Lauderdale, Fla.

The San Diego Chargers selected college football's most decorated defensive player in the first round with the third overall selection, defensive end Joey Bosa from Ohio State University.

A 6-5, 280-pound native of Ft. Lauderdale, Florida, Bosa threw his hat into the NFL ring after three seasons in Columbus. He left Ohio State with career totals that include 150 tackles, 50.5 tackles for loss that resulted in minus 247 yards, 26 sacks, 24 quarterback hurries and five forced fumbles.

Bosa was a two-time Big Ten Defensive Lineman of the Year, two-time first-team All-America and 2014 National Champion. As a junior in 2015, he garnered All-America accolades from Sports Illustrated, com, ESPN.com, Walter Camp, the American Football Coaches Association of America and CBS Sports.

Bosa had the best statistical season of his Buckeyes career in 2014 when he helped lead the team to a 14-1 record and the first-ever College Football Playoff National Championship. Bosa racked up 55 tackles, 21 tackles for loss (14th nationally) and a Big Ten-leading 13.5 sacks (10th nationally) in 2014. He was a unanimous first-team All-America and the winner of the Big Ten's Nagurski-Woodson Defensive Player of the Year and its Smith-Brown Defensive Lineman of the Year awards. The signature play of his

sophomore season was a fourth-down sack against Penn State's Christian Hackenberg that sealed a 31-24 double-overtime win over the Nittany Lions.

A second-generation NFL player, Bosa's father, John, was a first-round pick by the Miami Dolphins in 1987 after playing collegiately at Boston College. Bosa's mother, Cheryl, is an Ohio State grad. And Bosa's uncle, Eric Kumerow, was a four-year letterman as a linebacker for the Buckeyes and a team captain as a senior in 1987. Kumerow too was selected in the NFL Draft by the Dolphins, going a year after John Bosa in 1988 and coincidentally he too went at pick No. 16. The Bosas are the fifth father-son duo to be first-round picks in the NFL in the last 10 years.

Several other members of the Bosa family played football in college and the NFL. Joey's grandfather, Palmer Pyle Jr., played on the offensive line at Michigan State before being drafted by the Baltimore Colts. He played six years in Baltimore. His brother, Mike Pyle, played nine seasons at center with the Chicago Bears. Joey's cousin, Jake Kumerow, played collegiately at D-III Wisconsin-Whitewater before spending the 2015 season on the Cincinnati Bengals' practice squad. And Joey's brother, Nick, is part of a heralded recruiting class set to begin play for the Buckeyes in 2016.

TRANSACTION HISTORY: First-round pick by Chargers (3rd overall), April 28, 2016.

COLLEGE: First-team All-America by Sports Illustrated.com, ESPN.com, Walter Camp, AFCA and CBS Sports as junior...also first-team All-Big Ten and Big Ten Defensive Lineman of Year...Nagurski-Woodson Big Ten Defensive Player of Year and Defensive Lineman of Year as sophomore in 2014 as well as unanimous All-America selection...Big Ten and Athlon Magazine Defensive Player of Week after 2014

win over Penn State...2013 Freshman All-America by Sporting News and College Football News and honorable mention All-Big Ten...Big Ten Freshman of Week after two sacks and fumble recovery in end zone for touchdown on last play of 40-30 win over Northwestern.

PERSONAL: Born in Miami, Florida...All-America, two-time Associated Press first-team all-state and two-time state champion at St. Thomas Aquinas High School in Ft. Lauderdale, Fla.



86

HUNTER HENRY

Tight End
6-5, 253
Rookie

Draft 2 - '16
Arkansas
Pulaski Academy
Little Rock, Ark.

The Chargers drafted the winner of the 2015 John Mackey Award as the nation's top collegiate tight end when they landed former University of Arkansas

All-America Hunter Henry in the second round of the 2016 NFL Draft.

Besides winning the Mackey Award as a true junior in 2015, Henry was a consensus first-team All-America, including honors from the Associated Press, USA Today, ESPN.com and The Sporting News. He also was a consensus first-team All-SEC choice after catching 51 passes for 739 yards and three scores in 2015. His yardage total was tops in the nation among all tight ends and even more impressively, Henry did not drop a single pass thrown in his direction during the entire 2015 season. Henry is also a capable block-

er. In 2015, he did not allow a sack or quarterback hurry and he played a key role in the Razorbacks running game which rushed for more than 200 yards in an SEC-best six conference games.

A native of Little Rock, Arkansas, Henry finished his Razorbacks career with 116 catches for 1,661 yards and nine touchdowns. In three seasons, he started 30 games and played in 38.

Henry's father, Mark, also played at Arkansas (1988-91) and he was a team captain as a senior.

TRANSACTION HISTORY: Second-round pick by Chargers (35th overall), April 29, 2016...signed four-year contract, June 3.

COLLEGE: 2015 John Mackey Award as nation's top tight end...consensus first-team All-America, including Associated Press, USA Today, Sporting News and ESPN.com as junior in 2015...also second-team All-America by *Sports Illustrated* and consensus first-team All-SEC...116 career catches for 1,661 yards (second in school history) and nine touchdowns...eighth SEC tight end all-time with 100 receptions and one of only four with 1,500 yards...93 of 116 career receptions (80 percent) resulted in first downs...led FBS tight ends in receiving yards (739), first-down catches (36) and plays of 15-plus yards (21) in 2015...

second-team All-SEC as sophomore in 2014...Freshman All-America, second-team All-SEC and named to SEC All-Freshman Team in 2013...placed on Mackey Award Watch List as true freshman...played at Arkansas from 2013-15...pre-business major.

PERSONAL: Born in Little Rock, Arkansas...first-team All-America at Pulaski Academy in Little Rock...team captain for Under Armour All-America Game following senior season...107 catches for 1,449 yards and 15 touchdowns as senior while leading team to semifinals of 5A state playoffs...64 catches for 1,093 yards and 16 touchdowns in leading Bruins to 14-0 mark and 4A state championship as junior...led team to state title runner up as sophomore with 45 catches for 748 yards and 10 touchdowns.



62

MAX TUERK

Center
6-5, 298
Rookie

Draft 3 - '16
Southern California
Santa Margarita HS
Rancho Santa Margarita, Calif.

In the third round of the 2016 NFL Draft, the San Diego Chargers selected three-time All-Pac-12 center Max Tuerk (pronounced Turk) from the University of Southern California.

A career starter for the Trojans, Tuerk also was a team captain as a junior and senior. Standing 6-5, 298 pounds, Tuerk was an All-America candidate as

a senior, but his year was cut short by a knee injury in the Trojans' fifth game of the season against Washington. He is a versatile player who started 38 career games in three-plus seasons at USC, including 18 starts at center, 14 at left guard, five at left tackle and one at right tackle. As a junior he captured USC's Offensive Lineman of the Year Award.

TRANSACTION HISTORY: Third-round pick by Chargers (66th overall), April 29, 2016.

COLLEGE: Consensus first-team All-Pac-12 center as junior in 2014, as well as team's offensive lineman of year...honorable mention All-America and all-conference as sophomore in 2013 after starting 13 games at left guard and one at right tackle...in 2012 at Arizona, became first-ever USC true freshman to start at left tackle en route to earning Freshman All-America and honorable mention All-Pac-12 hon-

ors...played at USC from 2012-15...policy, planning and development major.

PERSONAL: All-America, all-state, All-CIF Pac-5, Los Angeles Times Area Lineman of Year, Orange County Register first-team and Trinity League Co-Lineman of Year as senior at Santa Margarita High in Rancho Santa Margarita, Calif...helped lead team to state title as senior in 2011...all-state, All-CIF Pac-5 all-area, All-Orange County and Trinity League Co-Lineman of Year as junior...first-team all-league as sophomore.



53

JOSHUA PERRY

Inside Linebacker
6-4, 253
Rookie

Draft 4 - '16
Ohio State
Olentangy HS
Lewis Center, Ohio

In the fourth round of the 2016 NFL Draft, the San Diego Chargers selected two-time All-Big Ten linebacker Joshua Perry from Ohio State.

A 6-4, 253 pound first-team All-Big Ten selection as a senior at Ohio State, Perry is expected to contribute at inside linebacker and on special teams. He was a teammate of Chargers first-round pick defensive end Joey Bosa and a member of the Buckeyes' 2014 College Football Playoff National Championship team. Perry played as a true freshman in 2012 and finished his career with 298 tackles, 7.5 sacks and 18 tackles for loss.

TRANSACTION HISTORY: Fourth-round pick by Chargers (102nd overall), April 30, 2016...signed four-year contract, May 10.

COLLEGE: Honorable mention All-America, first-team All-Big Ten and co-captain as senior...played in 52 games with 39 starts during career...team-leading 124 tackles (2nd in Big Ten) and second-team All-Big-Ten during 2014 national championship campaign...named to Allstate AFCA Good Works Team in 2015...

Perry graduated with a degree in consumer and family financial services. In 2015, he was a finalist for two coveted community awards — the Lott IMPACT Trophy and the Senior CLASS Award. Perry works closely with the Autism Speaks Foundation, as his younger brother, Jahred, has a mild form of autism. Perry also has spent time with young cancer patients and in 2015, he visited Costa Rica and helped deliver shoes to children from deprived neighborhoods.

Perry's older brother, Wes, is a jazz musician. He lives in Long Beach, Calif. and is a graduate student at Long Beach State University.

played at Ohio State from 2012-15...degree in consumer and family financial services.

PERSONAL: Born in Nashville, Tennessee...second-team all-state as senior at Olentangy High in Lewis Center, Ohio...two-time top-five finisher in long jump at state track and field championships, including runner-up finish as sophomore in 2010...lettered in basketball.



57

JATAVIS BROWN

Outside Linebacker
5-11, 221
Rookie

Draft 5 - '16
Akron
Glades Central HS
Belle Glade, Fla.

In the fifth round of the 2016 NFL Draft, the San Diego Chargers selected the reigning Mid-American Conference Defensive Player of the Year, linebacker Jatavis Brown from Akron.

Brown was a three-time first-team All-MAC performer for the Zips, in addition to being the conference's defensive player of the year in 2015. A team captain as a senior, he set school records at Akron for career tackles for loss (41.5) and season tackles

for loss (20) and sacks (12). Brown played as a true freshman in 2012 and he finished his career at Akron with 345 tackles, 18 sacks, the 41.5 tackles for loss, 10 forced fumbles and an interception. Brown is the first player from Akron to be drafted by the Chargers.

Brown grew up in Belle Glade, Florida on the same street as Chargers wide receiver and kick returner Travis Benjamin.


TRANSACTION HISTORY: Fifth-round pick by Chargers (175th overall), April 30, 2016...signed four-year contract, May 10.

COLLEGE: 2015 MAC Defensive Player of Year and team captain, and first-team All-MAC 2013-15...2015 MAC Defensive Player of Week following two sacks, career-high 4.5 TFLs, forced fumble, pass

break-up, and first interception of career vs. Miami (Ohio)...two-time Akron Student-Athlete of Week as senior...led team with 116 tackles as senior and set school records for sacks (12) and tackles for loss (20)...MAC East Defensive Player of Week after win over Pittsburgh in 2014...team's Defensive MVP after team-high 99 tackles and 14.5 TFLs as junior...Fred S. Sefton Defensive MVP after team-high 107 tackles

as sophomore in 2013...MAC East Division Defensive Player of Week after two-point win over Toledo in regular-season finale...played at Akron from 2012-15...organizational supervision major.

PERSONAL: Born in South Bay, Florida...Area Defensive Player of Year as senior after leading Glades Central High in Belle Glade, Fla. to undefeated regular season, including five shutouts.



8

DREW KASER

Punter
6-2, 206
Rookie

Draft 6 - '16
Texas A&M
Walsh Jesuit HS
Stow, Ohio

In the sixth round of the 2016 NFL Draft, the San Diego Chargers selected first-team All-SEC punter Drew Kaser from Texas A&M.

Kaser finished his Aggies career with the second-highest punt average (46.2) in NCAA history. A first-team All-SEC pick and a first-team All-America by CBSSports.com as a senior in 2015, Kaser punted 168 times for 7,761 yards with a long of 76 and 60 inside the 20 in four seasons with the Aggies. As a senior, he set a school record with 26 punts over 50 yards. As a sophomore in 2013, Kaser set a then-school record with a 47.4-yard average that earned him a host of honors, including All-America recognition from the

Associated Press and Sporting News, and first-team All-SEC accolades. He also was tabbed as a finalist for the Ray Guy Award as the nation's top punter.

Kaser always wears a cluster of wristbands, each representing something near and dear to his heart. One represents his mother Kelly's fight with brain cancer, while another represents the love for one of his best friends back home whose father died of a heart attack. There's one for his grade-school football coach who died of cancer, one for "players curing kids cancer," one for "Charlie's Angels" (in honor of a Houston child who survived cancer), and one in his grandfather's memory.

TRANSACTION HISTORY: Sixth-round pick by Chargers (179th overall), April 30, 2016...signed four-year contract, May 10.

COLLEGE: First-team All-America and All-SEC as senior in 2015...three-time Ray Guy Award semifinalist (2013-15)...led SEC and ranked fourth nationally with 47.5-yard average as senior...Ray Guy National Punter of Week vs. Mississippi in 2015...school-record 22 punts inside five-yard line in 2014...National Punter of Week after averaging 54.7 yards in 2014

upset of then-No. 3 Auburn...Associated Press and Sporting News All-America, first-team All-SEC and team's Special Teams MVP as redshirt sophomore in 2013...set then-school record with 47.4-yard average, including 17 punts over 50 yards with career-long of 76...redshirted in 2012...played at Texas A&M in 2011 and from 2013-15...university studies major.

PERSONAL: Born in Toledo, Ohio...Cleveland Plain-Dealer All-Star punter and kicker at Walsh Jesuit High in Stow, Ohio.



34

DEREK WATT

Fullback
6-2, 234
Rookie

Draft 6 - '16
Wisconsin
Pewaukee HS
Pewaukee, Wis.

With the second of two picks in the sixth round of the 2016 NFL Draft, the Chargers selected fullback Derek Watt from Wisconsin.

The younger brother of three-time NFL Defensive Player of the Year J.J. Watt, Derek Watt (6-2, 234) played in 47 games with 24 starts for the Badgers. He rushed 13 times for 60 yards during his career and

caught 30 passes for 309 yards and a score. Derek and J.J.'s younger brother, T.J., also plays for the Badgers. Watt was a four-time Academic All-Big Ten selection (2012-15) and he was named to the National Football Foundation's Hampshire Honor Society as a senior in 2015. Derek also played in the same backfield as Chargers running back Melvin Gordon in 2013-14.

TRANSACTION HISTORY: Sixth-round pick by Chargers (198th overall), April 30, 2016...signed four-year contract, May 10.

COLLEGE: Four-time Academic All-Big Ten (2012-15) and NFF Hampshire Honor Society in 2015...helped Badgers to two-highest single-season rush averages

Continued next page

Derek Watt, cont.

in school history – 283.8 yards per game in 2013 and school-record 320.1 yards per game in 2014...UW Rookie of Year in 2012...redshirted in 2011...played at Wisconsin from 2012-15...member of school's Leadership Club...marketing degree.

PERSONAL: Born in Waukesha, Wisconsin...USA Today All-America, AP Wisconsin Player of Year, first-team all-state, and conference and county player of year as senior at Pewaukee (Wis.) High...rushed for 2,685 yards and 44 touchdowns...lettered in basketball and track...National Honor Society and academic all-conference.



63

DONAVON CLARK

Guard
6-4, 315
Rookie

Draft 7 - '16
Michigan State
Finneytown HS
Cincinnati, Ohio

In the seventh round of the 2016 NFL Draft, the Chargers selected All-Big Ten guard Donavon Clark from Michigan State.

The 6-4, 325-pound Clark concluded his career in East Lansing having started 27 straight games. A

third-team All-Big Ten choice as a senior, the versatile Clark started 33 games throughout his college career with 18 coming at right guard, nine at right tackle and six at left tackle. As a senior in 2015, he started 10 games at right guard and four at right tackle.

TRANSACTION HISTORY: Seventh-round pick by Chargers (224th overall), April 30, 2016...signed four-year contract, May 10.

COLLEGE: Third-team All-Big Ten as senior after team-high 83.5 knockdowns...2015 Spartan Offensive Lineman of Week vs. Oregon and Purdue and Unsung Hero of game vs. Western Michigan...redshirted in 2011...played at Michigan State from 2012-15...sociology degree.

PERSONAL: Born in Cincinnati, Ohio...first-team All-Ohio, all-district, all-conference and all-city as senior at Finneytown High in Cincinnati...invited to play for Ohio All-Stars in Big 33 Classic in Hershey, Pennsylvania and nominated to play in 2011 U.S. Army All-American Bowl...Top 10 in shot put and discus at 2011 state track and field championships...2010 Cincinnati Hills League Track co-Athlete of Year after finishing first in shot put and discus...Division II district champion in discus as sophomore.

ROOKIE FREE AGENTS & FIRST-YEAR PLAYERS



MIKE BERCOVIC

Quarterback
6-0, 204
Arizona State
Rookie NFL Season
Free Agent – '16
Taft HS / Woodland Hills, Calif.

TRANSACTION HISTORY: Signed with Chargers, May 10, 2016.

COLLEGE: Recipient of ASU's 2015 Pat Tillman Outstanding Academic Achievement Award, Danny White Offensive MVP Award, Frank Kush Captains Award, national Lee Roy Selmon Community Spirit Award and Senior CLASS Award...2015 Pac-12 Football Scholar-Athlete of Year...three-time Pac-12 All-Academic (2013-15)...11-time Scholar Baller, student who earns 3.0 GPA or above in given semester...played in 41 career games with 16 starts and completed 438 of 724 (60.5) for 5,333 yards with 42 touchdowns and only 13 interceptions for 137.9 pass efficiency rating...tied school record with 30 TD passes as senior team captain in 2015, completing 318 of

531 (59.9 pct.) for 3,855 yards with just nine INTs for 136.1 rating...second-most completions and third-most yards in season in school annals...three five-TD games, tied for second in school history, including 2014 effort vs. USC as became first quarterback ever to throw five TD passes vs. Trojans...threw for 510 yards in game, second-most ever vs. USC...set NCAA record with 998 combined passing yards in his first two career starts (vs. USC and UCLA) in 2014...488 yards vs. Bruins was most in school history by QB in first-career start...Pac-12 Offensive Player of Week after win over then-No. 7 UCLA at Rose Bowl in 2015...redshirted in 2012...played at Arizona State in 2011 and 2013-15...four-year member of team's leadership council...five-year member of ASU's Student-Athlete Advisory Committee...business management degree and master's in sports law and business.

PERSONAL: Born in Calabasas, Calif....All-Los Angeles City after completing 240 of 399 (60.2 pct.) for 3,755 yards with 37 touchdowns and only nine interceptions as senior at Taft High in Woodland Hills, Calif....sat out 2009 season after transferring from Westlake High School...at ASU, volunteered at camps and youth clinics and spoke at elementary

and middle schools across the state...regular visitor to Phoenix Children's Hospital and Carson Children's Hospital in Mesa, Arizona.



BRETT BOYKO

Tackle
6-6, 301
Nevada—Las Vegas
1st NFL Season
1st with Chargers
Free Agent — '16
St. Joseph's HS /
Saskatoon, Saskatchewan

TRANSACTION HISTORY: Signed with Philadelphia, May 2, 2015...waived Sept. 5...re-signed to Eagles' practice squad, Sept. 7...re-signed with Eagles, Jan. 4, 2016...waived May 17...signed with Chargers, June 2.

2015: Spent entire season on Philadelphia's practice squad.

COLLEGE: Second-team All-Mountain West Conference and Academic All-MWC as junior and senior...42 career starts, including 36 at left tackle...started seven games at left tackle and six at left guard as senior and allowed just one sack...Freshman All-America in 2011...redshirted in 2010...played at Nevada-Las Vegas from 2011-14...psychology degree.

PERSONAL: Born in Saskatoon, Saskatchewan, Canada...defensive end and quarterback at St. Joseph's High in Saskatoon...lettered in basketball...played club lacrosse for Saskatchewan Swat and Saskatoon Smash...also competed in club hockey.



TERRELL CHESTNUT

Cornerback
5-10, 196
West Virginia
Rookie NFL Season
Free Agent — '16
Pottsgrove HS / Pottstown, Pa.

TRANSACTION HISTORY: Signed with Chargers, May 10, 2016.

COLLEGE: Big 12 Commissioner's Honor Roll...finished career with 86 tackles, four interceptions, 18 passes defended and three forced fumbles...team's defensive player of week after Maryland and Kansas games...played in 40 career games with 27 starts...redshirted in 2011...played at West Virginia from 2012-15... sociology and anthropology major.

PERSONAL: Born in Philadelphia, Pennsylvania...four-time first-team all-state at Pottsgrove High in Pottstown, Pa....played in 2011 Big 33 Game between Ohio and Pennsylvania...two-time PAC-10 MVP of Year, Pottstown Mercury Area Player of Year and All-Southeastern Pennsylvania...four-time first-

team All-Pioneer Athletic Conference...2010 PAC-10 Defensive Player of Year and recipient of Maxwell Football Club Mini Maxwell Award.



KENNETH FARROW

Running Back
5-9, 219
Houston
Rookie NFL Season
Free Agent — '16
L.D. Bell HS / Hurst, Tex.

TRANSACTION HISTORY: Signed with Chargers, May 10, 2016.

COLLEGE: Two-time second-team American Athletic Conference...MVP of 2015 Lockheed Martin Armed Forces Bowl...four-time American Athletic Conference Weekly Honor Roll...three-year team captain...AAC Offensive Player of Week after 38-28 win over Tulsa in 2014...finished career with 560 carries for 2,975 yards (fourth in school history) and 34 touchdowns (second) and 74 catches for 546 yards and three TDs...career-best 1,037 rush yards and 14 TDs (second-most in season in school history) as junior in 2014...led AAC in 100-yard games (seven) and rush TDs and ranked second in yards in 2014...team's Tom Wilson Weight Room Off-Season MVP in 2013...redshirted in 2011...played at Houston from 2012-15... kinesiology major.

PERSONAL: Born in Irving, Texas...All-Southwest and all-region at L.D. Bell High in Hurst, Texas.



TYLER JOHNSTONE

Tackle
6-5, 301
Oregon
Rookie NFL Season
Free Agent — '16
Hamilton HS / Chandler, Ariz.

TRANSACTION HISTORY: Signed with Chargers, May 10, 2016.

COLLEGE: Second-team All-America, first-team All-Pac-12 and team's Outstanding Offensive Lineman as senior in 2015...honorable mention All-Pac-12 as redshirt sophomore in 2013...Freshman All-America in 2012...two-time honorable mention Academic All-Conference (2012-13)...started 39 career games at left tackle...blind-side tackle for offense that ranked fifth in nation in total offense, rushing, and scoring in 2015...did not play in 2014 while recovering from torn ACL in 2013 Alamo Bowl vs. Texas...started all 13 games at left tackle as redshirt freshman in 2012 for offense that ranked third in country in rushing (315.2) and second in scoring (49.5)...redshirted in 2011...played at Oregon from 2012-13 and 2015...general social science and psychology major.

Continued next page

Tyler Johnstone, cont.

PERSONAL: Born in Chandler, Arizona...all-region pick at Hamilton High in Chandler...helped team to 29-1 record and state titles as junior and senior, including 25-straight wins to close career.




JAMAAL JONES

Wide Receiver
6-1, 189
Montana
Rookie NFL Season
Free Agent — '16
Graham-Kapowsin HS /
Graham, Wash.

TRANSACTION HISTORY: Signed with Chargers, May 13, 2016.

COLLEGE: Second-team All-America, first-team All-Big Sky, team captain and Steve Carlson Offensive Team MVP in 2015...set school record with 3,021 career receiving yards...third in school annals with 184 catches and eighth with 22 touchdowns...second-team All-Big Sky after 1,044-yard season in 2014...played at Montana from 2013-15...played in three games for Washington in 2012 and was team captain for season finale vs. Arizona...redshirted in 2011...communications major.

PERSONAL: Born in Heidelberg, Germany...two-time first-team All-South Puget Sound League at Graham-Kapowsin High in Graham, Wash...missed senior season due to injury...all-league basketball as sophomore and junior...father, Alvin, Sr., is retired Army sergeant.



CHRISTOPHER LANDRUM

Outside Linebacker
6-2, 245
Jacksonville State
Rookie NFL Season
Free Agent — '16
Sweet Water HS /
Sweet Water, Ala.

TRANSACTION HISTORY: Signed with Chargers, May 10, 2016.

COLLEGE: All-America and first-team All-Ohio Valley Conference after tying school record with 19 tackles for loss as senior in 2015...school records for career TFLs (39.5) and sacks (16)...tallied 135 career tackles...second-team All-OVC as junior and All-Newcomer as sophomore...played at Jacksonville State from 2013-15...redshirted at Auburn in 2011 and played in one game for Tigers in 2012...human resource management degree...working toward master's degree in sports management.

PERSONAL: Born in Meridian, Mississippi...MVP of 2010 title game at Sweet Water (Ala.) High.



TYLER MARCORDES

Outside Linebacker
6-3, 245
Georgia Tech
Rookie NFL Season
Free Agent — '16
Normal Community West HS /
Normal, Ill.

TRANSACTION HISTORY: Signed with Chargers, May 10, 2016.

COLLEGE: Finished career with 102 tackles, 5.5 sacks, 14.5 tackles for loss, two interceptions and four forced fumbles...played in 53 career games...redshirted in 2011...played at Georgia Tech from 2012-15...business administration degree.

PERSONAL: Born in Peoria, Illinois...all-state, conference player of year, all-conference, team captain and team MVP as senior at Normal Community West High in Normal, Ill...father, Bill, played football at Illinois Wesleyan in late 1980s...grandfather, Bill Sr., played at Bradley University in 1960s and was drafted by Philadelphia Eagles in 1965.



DEXTER McCOIL

Safety
6-4, 220
Tulsa
1st NFL Season
1st with Chargers
Free Agent — '16
Lutcher HS / Lutcher, La.

TRANSACTION HISTORY: Signed with Chargers, Jan. 13, 2016.

CANADIAN FOOTBALL LEAGUE: Most Outstanding Defensive Player for 2015 Grey Cup Champion Edmonton Eskimos...led team with 76 tackles...also three interceptions, two sacks, forced fumble and seven special teams stops...CFL's Most Outstanding Rookie in 2014 after six interceptions and three defensive touchdowns...

ARENA FOOTBALL LEAGUE: Played in five games for Los Angeles Kiss, totaling 24 tackles, two passes defended and interception in 2014.

COLLEGE: Invited to play in 2013 Casino Del Sol College All-Star game...first-team All-Conference USA as senior, second-team as junior and honorable mention as sophomore...Conference USA All-Freshman in 2009 and named to College Football News.com's honorable mention Freshman All-America Team...tied Conference USA record and set school mark with 18 career interceptions to go along with 316 tackles and 25 passes defended...team's Most Valuable Player in 2011 Bell Helicopter Armed Forces Bowl...played in 51 games with 44 starts...played at Tulsa from 2009-12...exercise and sports science major.

PERSONAL: Born in Metairie, Louisiana...two-time Class 3A state champion at Lutchter (La.) High...honorable mention all-state and district MVP as senior...all-district, all-metro and All-River Parish as junior and senior...second-cousin, Corey Webster, played cornerback for New York Giants from 2005-13.



ADRIAN McDONALD

Safety
5-9, 190
Houston
Rookie NFL Season
Free Agent — '16
Eisenhower HS / Lawton, Okla.

TRANSACTION HISTORY: Signed with Chargers, May 10, 2016.

COLLEGE: Second-team All-American Athletic Conference as senior and first-team as junior...team captain and semifinalist for 2015 Jim Thorpe Award...Conference USA Commissioner's Honor Roll in 2012...school-record 17 interceptions and 286 return yards, second in school history...fifth in school annals for career forced fumbles (seven)...tallied 301 career tackles, one sack and 7.5 tackles for loss...as sophomore in 2013, led AAC and ranked seventh in nation with six INTs...played at Houston from 2012-15...kinesiology major.

PERSONAL: Born in Lawton, Oklahoma...2011 District 1-6A co-Offensive Player of Year as quarterback at Eisenhower High in Lawton.



MICHAEL McQUEEN

Tackle
6-6, 297
Ohio
Rookie NFL Season
Free Agent — '16
Garfield Heights HS /
Garfield Heights, Ohio

TRANSACTION HISTORY: Signed with Chargers, May 10, 2016.

COLLEGE: Third-team All-MAC as senior in 2015...three-year starter with 28 starts at left tackle and four at left guard...redshirted in 2011...played at Ohio from 2012-15...social interactions and behaviors major.

PERSONAL: Born in Cleveland, Ohio...all-conference in football and basketball at Garfield Heights (Ohio) High...Honor Roll student.



CHUKA NDULUE

Defensive Tackle
6-3, 300
Oklahoma
1st NFL Season
2nd with Chargers
Free Agent — '15
DeSoto HS / DeSoto, Tex.

TRANSACTION HISTORY: Signed with Denver May 8, 2015...waived Sept. 5...re-signed to Broncos' practice squad, Sept. 7...released Sept. 22...signed to Chargers' practice squad, Oct. 20.

2015: Spent 10 weeks on Chargers' practice squad.

COLLEGE: Second-team All-Big 12 as senior...played in 45 career games with 32 starts, totaling 140 tackles, 12 sacks and 17 tackles for loss...redshirted in 2010...played at Oklahoma from 2011-14...sociology major.

PERSONAL: Born in Dallas, Texas...first-team All-District 8-5A at Jesuit Prep in Dallas...team's lineman of year and invited to play in DFW Private All-Star Game as senior...speaks English, French and Ibo of Nigerian dialect.



SHAQ PETTEWAY

Outside Linebacker
5-11, 239
West Virginia
Rookie NFL Season
Free Agent — '16
Steubenville HS /
Steubenville, Ohio

TRANSACTION HISTORY: Signed with Chargers, May 10, 2016.

COLLEGE: Defensive MVP of 2016 Motel 6 Cactus Bowl... Garrett Ford Academic Honor Roll student...finished career with 108 tackles, 20 tackles for loss, one sack and three passes defended...redshirted in 2013...played at West Virginia from 2011-12 and 2014-15...multidisciplinary studies major.

PERSONAL: Born in Steubenville, Ohio...two-time first-team All-Ohio and All-Valley by *Wheeling Intelligencer*...All-Valley captain as senior...recipient of Dapper Dan Special Achievement Award.



SPENCER PULLEY

Center
6-4, 308
Vanderbilt
Rookie NFL Season
Free Agent – '16
Evangelical Christian HS /
Cordova, Tenn.

TRANSACTION HISTORY: Signed with Chargers, May 10, 2016.

COLLEGE: Three-time selection to SEC Academic Honor Roll...team captain for eight games as senior...started 41 career games, including 37-straight to close career...SEC Offensive Lineman of Week after 2015 win over Missouri...started at center as senior after starting at right guard as sophomore and junior...played at Vanderbilt from 2011-15...human and organizational development major.

PERSONAL: Born in Memphis, Tenn....three-year starting tackle and senior team captain at Evangelical Christian High in Cordova, Tenn....Division II-Class A Mr. Football Award as state's top lineman as senior left tackle...also first-team Division II-A All-State and district offensive line MVP...played in Tennessee East-West All-Star Game...three-year letterman in track and field.



DEANDRE REAVES

Wide Receiver–Kick Returner
5-9, 177
Marshall, W.Va.
Rookie NFL Season
Free Agent – '16
Dominion HS / Sterling, Va.

TRANSACTION HISTORY: Signed with Chargers, May 10, 2016.

COLLEGE: Conference USA Special Teams Player of Year, first-team all-conference kick returner, second-team punt returner, team MVP and team offensive MVP as senior...school records for career kickoff return yards (2,548) and average (27.7) on 92 returns with three TDs...owns school kick return yardage record for single game, season and career...Conference USA Special Teams Player of Week after 97-yard kickoff return touchdown and school-record 221 total return yards in 2015 contest vs. Western Kentucky...also C-USA ST POW after 69-yard punt return TD in 52-0 win over Florida International...caught 64 career passes for 773 yards and four scores...totaled 20 career punt returns for 255 yards with one TD...redshirted in 2011...played at Marshall from 2012-15...marketing degree.

PERSONAL: Born in Arlington, Virginia...Dulles District Offensive Player of Year, Group AA first-team All-State, All-Region II and *Washington Post* All-Metro as senior at Dominion High in Sterling, Va....rushed for 5,620 yards and scored 68 touchdowns during career.



KASEY REDFERN

Punter
6-2, 215
Wofford, S.C.
1st NFL Season
2nd with Chargers
Free Agent – '15
Ragsdale HS / Jamestown, N.C.

TRANSACTION HISTORY: Signed with Jacksonville as undrafted rookie, June 19, 2014...waived Aug. 29...re-signed with Jaguars, Jan. 27, 2015...waived Aug. 29...signed to Chargers' practice squad, Dec. 22...released Dec. 31...re-signed with Chargers, Jan. 6, 2016.

2015: Spent one week on Chargers' practice squad.

COLLEGE: Southern Conference All-Freshman Team in 2010...two-time Southern Conference Special Teams Player of Week...punted 146 times for 5,782 career yards (39.6 avg.) with 35 inside 20...11 of 19 career field goals, including school-record 53 yarder, and 52 of 56 on PATs...also had 51 touchbacks on 118 career kickoffs...Southern Conference Academic Honor Roll as sophomore...played at Wofford from 2010-13...accounting degree.

PERSONAL: Born in Jamestown, North Carolina...all-state as senior and two-time all-conference at Ragsdale High in Jamestown...selected for 2009 Shrine Bowl...lettered in swimming...brother, Kody, played tennis at Catawba College in Salisbury, N.C.



JAMES ROSS

Inside Linebacker
6-1, 232
Michigan
Rookie NFL Season
Free Agent – '16
St. Mary's Prep HS /
Orchard Lake, Mich.

TRANSACTION HISTORY: Signed with Chargers, May 25, 2016.

COLLEGE: Finished career with 188 tackles, three sacks, 16.5 tackles for loss and two forced fumbles...played in 50 career games with 21 starts...Freshman All-Big Ten by ESPN.com and BTN.com in 2012...played at Michigan from 2012-15... Afro-American and African studies major.

PERSONAL: Born in Detroit, Michigan...helped lead St. Mary's Prep in Orchard Lake, Mich. to Division III state title as senior in 2011...selected to play in U.S. Army All-American Game following senior season.



LARRY SCOTT

Cornerback
5-11, 194
Oregon State
Rookie NFL Season
Free Agent — '16
Centennial HS / Corona, Calif.

TRANSACTION HISTORY: Signed with Chargers, May 10, 2016.

COLLEGE: Played in 31 career games and recorded 72 tackles, one interception, four tackles for loss, one forced fumble and 15 passes defended...led team with 11 passes defended as junior...redshirted in 2011...played at Oregon State from 2012-15...human development and family sciences degree.

PERSONAL: Born in Los Angeles, Calif...first-team All-Big VIII League as senior at Centennial High in Corona, Calif...helped lead Huskies to Division I CIF Bowl title game and Southern Section Inland Division title as senior...lettered as sprinter in track and field.



TIM SEMISCH

Tight End
6-8, 275
Northern Illinois
1st NFL Season
2nd with Chargers
Free Agent — '15
Millard North HS / Omaha, Neb.

TRANSACTION HISTORY: Signed with Miami as undrafted free agent, May 11, 2015...waived Sept. 5...re-signed to Dolphins' practice squad, Sept. 7...released Nov. 17...signed to Chargers' practice squad, Dec. 9...re-signed with Chargers, Jan. 4, 2016.

2015: Spent 10 weeks on Miami's practice squad and four weeks on Chargers' practice squad.

COLLEGE: Played in 49 career games...caught 10 passes for 100 yards and three TDs...played at Northern Illinois from 2011-14...redshirted at Nebraska-Omaha in 2010...organizational/corporate communication major.

PERSONAL: Born in Omaha, Nebraska...played football and three-time all-state in hockey and lacrosse at Millard North High in Omaha.



DREAMIUS SMITH

Running Back
5-11, 225
West Virginia
1st NFL Season
2nd with Chargers
Free Agent — '15
Wichita Heights HS / Wichita, Kan.

TRANSACTION HISTORY: Signed with Chargers May 12, 2015...waived Sept. 5...re-signed to practice

squad, Sept. 7...released Sept. 12...re-signed to practice squad, Nov. 4...signed to active roster, Dec. 22.

2015: Spent six weeks on Chargers' practice squad before playing in final two games on special teams.

COLLEGE: Played two seasons (2013-14) at West Virginia, totaling 183 carries for 945 yards and 10 touchdowns to go along with 13 catches for 52 yards...spent two seasons (2011-12) at Butler Community College in El Dorado, Kansas, earning first-team All-Kansas Jayhawk Community College Conference in 2012...multidisciplinary studies major.

PERSONAL: Born in Wichita, Kansas...first-team 6A all-state at Wichita Heights High School.



CHRIS SWAIN

Fullback
6-0, 249
Navy
Rookie NFL Season
Free Agent — '16
Mount de Sales HS / Macon, Ga.

TRANSACTION HISTORY: Signed with Chargers, May 13, 2016.

COLLEGE: All-East and recipient of Cooke Award as senior...rushed for 2,290 yards and scored 20 total touchdowns during career...rushed for 1,023 yards as senior...international relations major.

PERSONAL: Born in Macon, Georgia...graduated from Mount de Sales Academy in Macon in 2011...attended Naval Academy Prep during 2011-12 academic year...lettered in football and track & field...two-time all-region selection and all-state as senior...Macon Touchdown Club Back of Year and first-team All-Middle Georgia in 2011...all-state as senior sprinter and thrower on track and field team...brother, Myles, is junior at Navy and also plays fullback.



VI TEOFILO

Guard
6-3, 315
Arizona State
Rookie NFL Season
Free Agent — '16
Moon Valley HS / Phoenix, Ariz.

TRANSACTION HISTORY: Signed with Chargers, May 16, 2016.

COLLEGE: Honorable mention All-Pac-12 as junior and senior...started 43 total games, including final 40 at right guard...redshirted in 2011...played at Arizona State from 2012-15...sociology and education major.

PERSONAL: Born in American Samoa...first-team all-region as junior at Moon Valley High in Phoenix...state champion heavyweight wrestler.



MATT WEISER

Tight End
6-5, 241
Buffalo
Rookie NFL Season
Free Agent — '16
Conrad Weiser HS /
Robesonia, Pa.

TRANSACTION HISTORY: Signed with Chargers, May 10, 2016.

COLLEGE: First-team All-Mid-American Conference after school-record 63 catches and 625 yards as senior totals ranked second nationally among all tight ends...school's first football Academic All-America in FBS history (since 1999)...also named to National Football Foundation Hampshire Honor Society and earned spot on MAC's Distinguished Scholar-Athlete list...Academic All-MAC as junior in 2014...John Mackey Award Tight End of Week after 10-catch, 131-yard performance vs. Nevada in 2015...played in 48 career games with 29 starts...caught 92 passes for 1,080 yards and eight TDs...redshirted in 2011...played at Buffalo from 2012-15...communication major.

PERSONAL: Born in Lewisburg, Pennsylvania...league and county receiver of year and second-team all-state at Conrad Weiser High in Robesonia, Pa...also lettered in basketball and track and field.



DOM WILLIAMS

Wide Receiver
6-2, 200
Washington State
Rookie NFL Season
Free Agent — '16
Garey HS / Pomona, Calif.

TRANSACTION HISTORY: Signed with Chargers, May 10, 2016.

COLLEGE: All-Pac-12 honorable mention as senior...finished career second in school history in receiving yards (2,889) and touchdown catches (30), and third in receptions (192)...also tied for seventh in Pac-12 history for career TD receptions...redshirted in 2011...played at Washington State from 2012-15...criminal justice major.

PERSONAL: Born in Pomona, Calif...first-team All-Mt. Baldy League and second-team All-Inland Empire as senior at Garey High in Pomona.



TREVOR WILLIAMS

Cornerback
5-11, 191
Penn State
Rookie NFL Season
Free Agent — '16
Calvert Hall College HS /
Baltimore, Md.

TRANSACTION HISTORY: Signed with Chargers, May 10, 2016.

COLLEGE: Two-time honorable mention All-Big Ten as junior and senior...team's Ridge Riley Memorial Award as senior...played in 49 career games with 31 starts...Big Ten Co-Defensive Player of Week after two interceptions in 13-10 win over Rutgers in 2014...played cornerback from 2013-15, totaling 84 tackles, 30 passes defended and four interceptions...played wide receiver in 2012 and caught 10 passes for 97 yards...first-career interception with 1:56 left in fourth quarter helped seal 23-17 win over Syracuse in 2013 season-opener at MetLife Stadium in New Jersey...played at Penn State from 2012-15...recreation, parks and tourism management degree.

PERSONAL: Born in Baltimore, Maryland...first-team all-state and second-team All-Maryland Interscholastic Athletic Association (MIAA) as senior at Calvert Hall College High in Baltimore...helped Cardinals to first MIAA championship since 1982...two-year team captain...all-metro and All-MIAA as junior...invited to play in Maryland Crab Bowl and Chesapeake Bowl all-star contests after senior season.



CARLOS WRAY

Defensive Tackle
6-1, 287
Duke
Rookie NFL Season
Free Agent — '16
Shelby HS / Shelby, N.C.

TRANSACTION HISTORY: Signed with Chargers, May 10, 2016.

COLLEGE: In 49 career games (25 starts), logged 120 tackles, seven tackles for loss, 3.5 sacks, 11 pressures and three passes defended...closed out career with career-high eight tackles vs. Indiana in 2015 New Era Pinstripe Bowl...helped Blue Devils to 2013 ACC Coastal Division championship and four bowl games...earned Sonny Falcone Iron Duke Award in 2013 for year-round commitment to strength training and conditioning...played at Duke from 2012-15...sociology degree.

PERSONAL: Born in Shelby, N.C...four-time All-South Mountain Athletic Conference selection at Shelby (N.C.) High...helped team reach state 2-AA semifinals as junior and senior...three-time All-Cleveland County and co-Player of Year in 2013 by Shelby Star.

2016 NUMERICAL ROSTER

No.	Name	Pos.	Ht.	Wt.	Age	DOB	Exp.	College	How Acquired
1	Jamaal Jones	WR	6-1	189	23	1/31/93	2	Montana	FA-'16
2	Josh Lambo	K	6-0	215	25	11/19/90	2	Texas A&M	FA-'15
4	Zach Mettenberger	QB	6-5	224	24	7/16/91	3	Louisiana State	W (TEN)-'16
3	Kasey Redfern	P	6-2	215	24	9/26/91	1	Wofford, S.C.	FA-'15
6	Mike Bercovici	QB	6-0	204	23	2/9/93	R	Arizona State	FA-'16
7	Dom Williams	WR	6-2	200	23	12/11/92	R	Washington State	FA-'16
8	Drew Kaser	P	6-2	206	23	2/11/93	R	Texas A&M	D6-'16
10	Kellen Clemens	QB	6-2	220	33	6/6/83	11	Oregon	UFA (STL)-'14
11	Stevie Johnson	WR	6-2	207	29	7/22/86	9	Kentucky	FA-'15
12	Travis Benjamin	WR-KR	5-10	175	26	12/29/89	5	Miami	UFA (CLE)-'16
13	Keenan Allen	WR	6-2	211	24	4/27/92	4	California	D3-'13
15	Dontrelle Inman	WR	6-3	205	27	1/31/89	3	Virginia	FA-'14
16	Tyrell Williams	WR	6-4	205	24	2/12/92	2	Western Oregon	FA-'15
17	Philip Rivers	QB	6-5	228	34	12/8/81	13	North Carolina State	T (NYG)-'04
20	Dwight Lowery	S	5-11	212	30	1/23/86	9	San Jose State	UFA (IND)-'16
22	Jason Verrett	CB	5-10	188	25	6/18/91	3	Texas Christian	D1-'14
23	Steve Williams	CB	5-10	185	25	3/7/91	4	California	D5-'13
24	Brandon Flowers	CB	5-9	187	30	2/18/86	9	Virginia Tech	UFA (KC)-'14
25	Darrell Stuckey	S	5-11	212	29	6/16/87	7	Kansas	D4-'10
26	Casey Hayward	CB	5-11	192	26	9/9/89	5	Vanderbilt	UFA (GB)-'16
27	Kenneth Farrow	RB	5-9	219	23	3/7/93	R	Houston	FA-'16
27	Adrian McDonald	S	5-9	190	22	3/18/94	R	Houston	FA-'16
28	Melvin Gordon	RB	6-1	215	23	4/13/93	2	Wisconsin	D1-'15
29	Craig Mager	CB	5-11	200	24	6/11/92	2	Texas State	D3-'15
30	Chris Swain	FB	6-0	249	23	11/17/92	R	Navy	FA-'16
31	Adrian Phillips	S	5-11	210	24	3/28/92	2	Texas	FA-'14
33	Greg Ducre	CB	5-10	183	24	1/22/92	3	Washington	FA-'14
34	Derek Watt	FB	6-2	234	23	11/7/92	R	Wisconsin	D6-'16
35	Richard Crawford	CB	5-11	192	25	8/1/90	3	Southern Methodist	FA-'15
36	Dreamius Smith	RB	5-11	225	23	9/8/92	1	West Virginia	FA-'15
37	Jahleel Addae	S	5-10	195	26	1/24/90	4	Central Michigan	FA-'13
38	Dexter McCoil	S	6-4	220	24	9/5/91	1	Tulsa	FA-'15
39	Danny Woodhead	RB	5-8	200	31	1/25/85	9	Chadron State, Neb.	UFA (NE)-'13
40	Terrell Chestnut	CB	5-10	196	24	12/10/91	R	West Virginia	FA-'16
41	Larry Scott	CB	5-11	194	23	3/5/93	R	Oregon State	FA-'16
42	Trevor Williams	CB	5-11	191	22	9/15/93	R	Penn State	FA-'16
43	Branden Oliver	RB	5-8	208	25	5/7/91	3	Buffalo	FA-'14
44	Tyler Marcordes	OLB	6-3	245	23	10/9/92	R	Georgia Tech	FA-'16
45	Asante Cleveland	TE	6-5	260	24	3/21/92	2	Miami	W (NE)-'15
46	Christopher Landrum	OLB	6-2	245	23	9/14/92	R	Jacksonville State	FA-'16
46	Matt Weiser	TE	6-5	241	23	10/7/92	R	Buffalo	FA-'16
47	Mike Windt	LS	6-1	237	30	5/29/86	7	Cincinnati	FA-'10
48	Nick Dzubnar	ILB	6-1	240	24	8/15/91	2	Cal Poly-San Luis Obispo	FA-'15
49	Ben Gardner	OLB	6-4	270	25	4/29/91	2	Stanford	FA-'15
50	Manti Te'o	ILB	6-1	241	25	1/26/91	4	Notre Dame	D2-'13
51	Kyle Emanuel	OLB	6-3	250	24	8/16/91	2	North Dakota State	D5-'15
52	Denzel Perryman	ILB	5-11	240	23	12/5/92	2	Miami	D2-'15
53	Joshua Perry	ILB	6-4	253	22	4/26/94	R	Ohio State	D4-'16
54	Melvin Ingram	OLB	6-2	247	27	4/26/89	5	South Carolina	D1-'12
56	Shaq Petteway	OLB	5-11	239	23	2/2/93	R	West Virginia	FA-'16
57	Jatavis Brown	OLB	5-11	221	22	2/18/94	R	Akron	D5-'16
58	Tourek Williams	OLB	6-4	262	25	5/9/91	4	Florida International	D6-'13
59	James Ross	ILB	6-1	232	22	6/26/94	R	Michigan	FA-'16
60	Trevor Robinson	C	6-5	300	26	5/16/90	5	Notre Dame	FA-'14
62	Max Tuerk	C	6-5	298	22	1/27/94	R	Southern California	D3-'16
63	Donavon Clark	G	6-4	315	23	11/12/92	R	Michigan State	D7-'16
64	Vi Teofilo	G	6-3	315	22	12/20/93	R	Arizona State	FA-'16
65	Chris Watt	C-G	6-3	310	25	8/17/90	3	Notre Dame	D3-'14
66	Michael McQueen	T	6-6	297	22	8/31/93	R	Ohio	FA-'16
67	Brett Boyko	T	6-6	301	23	8/4/92	1	Nevada-Las Vegas	FA-'16
68	Matt Slauson	C-G	6-5	315	30	2/18/86	8	Nebraska	FA-'16
70	Tyler Johnstone	T	6-5	301	23	9/29/92	R	Oregon	FA-'16
71	Damion Square	DT	6-2	293	27	2/6/89	4	Alabama	W (KC)-'14
72	Joe Barksdale	T	6-5	326	27	1/4/89	6	Louisiana State	FA-'15
73	Spencer Pulley	C	6-4	308	23	4/3/93	R	Vanderbilt	FA-'16
74	Orlando Franklin	G	6-6	315	28	12/16/87	6	Miami	UFA (DEN)-'15
75	Chris Hairston	G-T	6-6	330	27	4/26/89	5	Clemson	FA-'15
76	D.J. Fluker	G-T	6-5	339	25	3/13/91	4	Alabama	D1-'13
77	King Dunlap	T	6-9	330	30	9/14/85	9	Auburn	UFA (PHI)-'13
78	Tyreek Burwell	T	6-6	310	24	3/11/92	2	Cincinnati	FA-'15
79	Kenny Wiggins	G-T	6-6	314	27	8/8/88	3	Fresno State	FA-'15
81	Javontae Herndon	WR-KR	6-0	194	23	6/29/92	2	Arkansas	FA-'14
82	Tim Semisch	TE	6-8	275	24	9/18/91	1	Northern Illinois	FA-'15
83	Torrence Allen	WR	6-0	183	25	3/31/91	2	West Texas A&M	FA-'14
84	Sean McGrath	TE	6-5	259	28	12/3/87	2	Henderson State, Ark.	FA-'15
85	Antonio Gates	TE	6-4	255	36	6/18/80	14	Kent State	FA-'03
86	Hunter Henry	TE	6-5	250	21	12/7/94	R	Arkansas	D2-'16
87	Jeff Cumberland	TE	6-4	260	29	5/2/87	7	Illinois	FA-'16
88	Deandre Reaves	WR-KR	5-9	177	24	4/30/92	R	Marshall, W.Va.	FA-'16
89	Isaiah Burse	WR	5-10	187	24	12/8/91	2	Fresno State	FA-'15
90	Ryan Carrethers	NT	6-1	333	25	2/26/91	3	Arkansas State	D5-'14
91	Carlos Wray	DT	6-1	287	22	10/3/93	R	Duke	FA-'16
92	Brandon Mebane	NT	6-1	311	31	1/15/85	10	California	UFA (SEA)-'16
93	Darius Philon	DE	6-1	300	22	1/22/94	2	Arkansas	D6-'15
94	Corey Liuget	DT	6-2	300	26	3/18/90	6	Illinois	D1-'11
95	Tenny Palepoi	DT	6-1	298	25	12/19/90	3	Utah	FA-'14
96	Chuka Ndulue	DT	6-3	300	24	8/17/91	1	Oklahoma	FA-'15
97	Jerry Attaochu	OLB	6-3	252	23	1/17/93	3	Georgia Tech	D2-'14
98	Sean Lissemore	NT	6-3	303	28	9/11/87	7	William & Mary, Va.	T (DAL)-'13
99	Joey Bosa	DE	6-5	280	20	7/11/95	R	Ohio State	D1-'16

Ages as of June 27, 2016

2016 ALPHABETICAL ROSTER

No.	Name	Pos.	Ht.	Wt.	Age	Exp.	College	High School	Hometown
37	Addae, Jahleel	S	5-10	195	26	4	Central Michigan	Riverview	Valrico, Fla.
13	Allen, Keenan	WR	6-2	211	24	4	California	Northern Guilford	Greensboro, N.C.
83	Allen, Torrence	WR	6-0	183	25	2	West Texas A&M	Meridian	Meridian, Tex.
97	Attaochu, Jerry	OLB	6-3	252	23	3	Georgia Tech	Archbishop Carroll	Washington, D.C.
72	Barksdale, Joe	T	6-5	326	27	6	Louisiana State	Cass Tech	Detroit, Mich.
12	Benjamin, Travis	WR-KR	5-10	175	26	5	Miami	Glades Central	Belle Glade, Fla.
6	Bercovici, Mike	QB	6-0	204	23	R	Arizona State	Taft	Woodland Hills, Calif.
99	Bosa, Joey	DE	6-5	280	20	R	Ohio State	St. Thomas Aquinas	Ft. Lauderdale, Fla.
67	Boyk, Brett	T	6-6	301	23	1	Nevada-Las Vegas	St. Joseph's	Saskatoon, Saskatchewan
57	Brown, Jatavis	OLB	5-11	221	22	R	Akron	Glades Central	Belle Glade, Fla.
89	Burse, Isaiah	WR	5-10	187	24	2	Fresno State	Modesto Christian	Modesto, Calif.
78	Burwell, Tyreek	T	6-6	310	24	2	Cincinnati	Whitman	Huntington Station, N.Y.
90	Carrethers, Ryan	NT	6-1	333	25	3	Arkansas State	Brentwood Academy	Nashville, Tenn.
40	Chestnut, Terrell	CB	5-10	196	24	R	West Virginia	Pottsgrove	Pottstown, Pa.
63	Clark, Donovan	G	6-4	315	23	R	Michigan State	Finneytown	Cincinnati, Ohio
10	Clemens, Kellen	QB	6-2	220	33	11	Oregon	Burns	Burns, Ore.
45	Cleveland, Asante	TE	6-5	260	24	2	Miami	Christian Brothers	Sacramento, Calif.
35	Crawford, Richard	CB	5-11	192	25	3	Southern Methodist	El Camino	Oceanside, Calif.
87	Cumberland, Jeff	TE	6-4	260	29	7	Illinois	Brookhaven	Columbus, Ohio
33	Ducre, Greg	CB	5-10	183	24	3	Washington	Crenshaw	Los Angeles, Calif.
77	Dunlap, King	T	6-9	330	30	9	Auburn	Brentwood Academy	Nashville, Tenn.
48	Dzubnar, Nick	ILB	6-1	240	24	2	Cal Poly-San Luis Obispo	Mission Viejo	Mission Viejo, Calif.
51	Emanuel, Kyle	OLB	6-3	250	24	2	North Dakota State	Schuyler Central	Schuyler, Neb.
27	Farrow, Kenneth	RB	5-9	219	23	R	Houston	L.D. Bell	Hurst, Tex.
24	Flowers, Brandon	CB	5-9	187	30	9	Virginia Tech	Atlantic	Delray Beach, Fla.
76	Fluker, D.J.	G-T	6-5	339	25	4	Alabama	Foley	Foley, Ala.
74	Franklin, Orlando	G	6-6	315	28	6	Miami	Atlantic	Delray Beach, Fla.
49	Gardner, Ben	OLB	6-4	270	25	2	Stanford	Homestead	Mequon, Wis.
85	Gates, Antonio	TE	6-4	255	36	14	Kent State	Central	Detroit, Mich.
28	Gordon, Melvin	RB	6-1	215	23	2	Wisconsin	Bradford	Kenosha, Wis.
75	Hairston, Chris	G-T	6-6	330	27	5	Clemson	Carver	Winston-Salem, N.C.
26	Hayward, Casey	CB	5-11	192	26	5	Vanderbilt	Perry	Perry, Ga.
86	Henry, Hunter	TE	6-5	250	21	R	Arkansas	Pulaski Academy	Little Rock, Ark.
81	Herdndon, Javonte	WR-KR	6-0	194	23	2	Arkansas	The Bolles School	Jacksonville, Fla.
54	Ingram, Melvin	OLB	6-2	247	27	5	South Carolina	Richmond County	Rockingham, N.C.
15	Inman, Dontrelle	WR	6-3	205	27	3	Virginia	Batesburg-Leesville	Batesburg, S.C.
11	Johnson, Stevie	WR	6-2	207	29	9	Kentucky	Rodriguez	Fairfield, Calif.
70	Johnstone, Tyler	T	6-5	301	23	R	Oregon	Hamilton	Chandler, Ariz.
1	Jones, Jamaal	WR	6-1	189	23	R	Montana	Graham-Kapowsin	Graham, Wash.
8	Kaser, Drew	P	6-2	206	23	R	Texas A&M	Walsh Jesuit	Stow, Ohio
2	Lambo, Josh	K	6-0	215	25	2	Texas A&M	Middleton	Middleton, Wis.
46	Landrurn, Christopher	OLB	6-2	245	23	R	Jacksonville State	Sweet Water	Sweet Water, Ala.
98	Lissemore, Sean	NT	6-3	303	28	7	William & Mary, Va.	Dumont	Dumont, N.J.
94	Luiget, Corey	DT	6-2	300	26	6	Illinois	Hialeah	Miami, Fla.
20	Lowery, Dwight	S	5-11	212	30	9	San Jose State	Soquel	Soquel, Calif.
29	Mager, Craig	CB	5-11	200	24	2	Texas State	Luling	Luling, Tex.
44	Marcordes, Tyler	OLB	6-3	245	23	R	Georgia Tech	Normal Community West	Normal, Ill.
38	McCoil, Dexter	S	6-4	220	24	1	Tulsa	Lutcher	Lutcher, La.
27	McDonald, Adrian	S	5-9	190	22	R	Houston	Lawsonhower	Lawton, Okla.
84	McGrath, Sean	TE	6-5	259	28	2	Henderson State, Ark.	Carmel Catholic	Mundelein, Ill.
66	McQueen, Michael	T	6-6	297	22	R	Ohio	Garfield Heights	Garfield Heights, Ohio
92	Mebane, Brandon	NT	6-1	311	31	10	California	Crenshaw	Los Angeles, Calif.
4	Mettenberger, Zach	QB	6-5	224	24	3	Louisiana State	Oconee County	Watkinsville, Ga.
96	Ndulue, Chuka	DT	6-3	300	24	1	Oklahoma	DeSoto	DeSoto, Tex.
43	Oliver, Branden	RB	5-8	208	25	3	Buffalo	Southridge	Miami, Fla.
95	Palepoi, Tenny	DT	6-1	298	25	3	Utah	Skyline	Salt Lake City, UT
53	Perry, Joshua	ILB	6-4	253	22	R	Ohio State	Olentangy	Lewis Center, Ohio
52	Perryman, Denzel	ILB	5-11	240	23	2	Miami	Coral Gables	Coral Gables, Fla.
56	Petteyway, Shaq	OLB	5-11	239	23	R	West Virginia	Stuebenville	Stuebenville, Ohio
31	Phillips, Adrian	S	5-11	210	24	2	Texas	Garland	Garland, Tex.
93	Philon, Darius	DE	6-1	300	22	2	Arkansas	Vigor	Mobile, Ala.
73	Pulley, Spencer	C	6-4	308	23	R	Vanderbilt	Evangelical Christian	Cordova, Tenn.
88	Reaves, Deandre	WR-KR	5-9	177	24	R	Marshall, W.Va.	Dominion	Sterling, Va.
3	Redfern, Kasey	P	6-2	215	24	1	Wofford, S.C.	Ragsdale	Jamesstown, N.C.
17	Rivers, Philip	QB	6-5	228	34	13	North Carolina State	Athens	Decatur, Ga.
60	Robinson, Trevor	C	6-5	300	26	5	Notre Dame	Elkhorn	Elkhorn, Neb.
59	Ross, James	ILB	6-1	232	22	R	Michigan	St. Mary's	Orchard Lake, Mich.
41	Scott, Larry	CB	5-11	194	23	R	Oregon State	Centennial	Corona, Calif.
82	Semisich, Tim	TE	6-8	275	24	1	Northern Illinois	Millard North	Omaha, Neb.
68	Slauson, Matt	C-G	6-5	315	30	8	Nebraska	Air Force Prep	Colorado Springs, Colo.
36	Smith, Dreamius	RB	5-11	225	23	1	West Virginia	Wichita Heights	Wichita, Kan.
71	Square, Damion	DT	6-2	293	27	4	Alabama	Yates	Houston, Tex.
25	Stuckey, Darrell	S	5-11	212	29	7	Kansas	Washington	Kansas City, Kan.
30	Swain, Chris	FB	6-0	249	23	R	Navy	Mount de Sales	Macon, Ga.
50	Te'o, Manti	ILB	6-1	241	25	4	Notre Dame	Punahou	Laie, Hawaii
64	Teofilo, Vi	G	6-3	315	22	R	Arizona State	Moon Valley	Phoenix, Ariz.
62	Tuerk, Max	C	6-5	298	22	R	Southern California	Santa Margarita	Rancho Santa Margarita, Calif.
22	Verrett, Jason	CB	5-10	188	25	3	Texas Christian	Rodriguez	Fairfield, Calif.
65	Watt, Chris	C-G	6-3	310	25	3	Notre Dame	Glenbard West	Glen Ellyn, Ill.
34	Watt, Derek	FB	6-2	234	23	R	Wisconsin	Pewaukee	Pewaukee, Wis.
46	Weiser, Matt	TE	6-5	241	23	R	Buffalo	Conrad Weiser	Robesonia, Pa.
79	Wiggins, Kenny	G-T	6-6	314	27	3	Fresno State	Elk Grove	Elk Grove, Calif.
7	Williams, Dom	WR	6-2	200	23	R	Washington State	Garey	Pomona, Calif.
23	Williams, Steve	CB	5-10	185	25	4	California	Skyline	Dallas, Tex.
58	Williams, Tourek	OLB	6-4	262	25	4	Florida International	Norland	Miami, Fla.
42	Williams, Trevor	CB	5-11	191	22	R	Penn State	Calvert Hall College	Baltimore, Md.
16	Williams, Tyrell	WR	6-4	205	24	2	Western Oregon	Cascade	Salem, Ore.
47	Windt, Mike	LS	6-1	237	30	7	Cincinnati	Elder	Cincinnati, Ohio
39	Woodhead, Danny	RB	5-8	200	31	9	Chadron State, Neb.	North Platte	North Platte, Neb.
91	Wray, Carlos	DT	6-1	287	22	R	Duke	Shelby	Shelby, N.C.

Agess as of June 27, 2016



2015 IN REVIEW

2015 FINAL NFL STANDINGS

AMERICAN FOOTBALL CONFERENCE

WEST	W	L	T	Pct.	PF	PA	Home	Away	AFC	NFC	Div.
Denver *	12	4	0	.750	355	296	6-2	6-2	8-4	4-0	4-2
Kansas City #	11	5	0	.688	405	287	6-2	5-3	10-2	1-3	5-1
Oakland	7	9	0	.438	359	399	3-5	4-4	7-5	0-4	3-3
Chargers	4	12	0	.250	320	398	3-5	1-7	3-9	1-3	0-6
SOUTH	W	L	T	Pct.	PF	PA	Home	Away	AFC	NFC	Div.
Houston *	9	7	0	.563	339	313	5-3	4-4	7-5	2-2	5-1
Indianapolis	8	8	0	.500	333	408	4-4	4-4	6-6	2-2	4-2
Jacksonville	5	11	0	.313	376	448	4-4	1-7	5-7	0-4	2-4
Tennessee	3	13	0	.188	299	423	1-7	2-6	1-11	2-2	1-5
NORTH	W	L	T	Pct.	PF	PA	Home	Away	AFC	NFC	Div.
Cincinnati *	12	4	0	.750	419	279	6-2	6-2	9-3	3-1	5-1
Pittsburgh #	10	6	0	.625	423	319	6-2	4-4	7-5	3-1	3-3
Baltimore	5	11	0	.313	328	401	3-5	2-6	4-8	1-3	3-3
Cleveland	3	13	0	.188	278	432	2-6	1-7	2-10	1-3	1-5
EAST	W	L	T	Pct.	PF	PA	Home	Away	AFC	NFC	Div.
New England *	12	4	0	.750	465	315	7-1	5-3	9-3	3-1	4-2
New York Jets	10	6	0	.625	387	314	6-2	4-4	7-5	3-1	3-3
Buffalo	8	8	0	.500	379	359	5-3	3-5	7-5	1-3	4-2
Miami	6	10	0	.375	310	389	3-5	3-5	4-8	2-2	1-5

NATIONAL FOOTBALL CONFERENCE

WEST	W	L	T	PCT.	PF	PA	Home	Away	NFC	AFC	Div.
Arizona *	13	3	0	.813	489	313	6-2	7-1	10-2	3-1	4-2
Seattle #	10	6	0	.625	423	277	5-3	5-3	7-5	3-1	3-3
St. Louis	7	9	0	.438	280	330	5-3	2-6	6-6	1-3	4-2
San Francisco	5	11	0	.313	238	387	4-4	1-7	4-8	1-3	1-5
SOUTH	W	L	T	PCT.	PF	PA	Home	Away	NFC	AFC	Div.
Carolina *	15	1	0	.938	500	308	8-0	7-1	11-1	4-0	5-1
Atlanta	8	8	0	.500	339	345	4-4	4-4	5-7	3-1	1-5
New Orleans	7	9	0	.438	408	476	4-4	3-5	5-7	2-2	3-3
Tampa Bay	6	10	0	.375	342	417	3-5	3-5	5-7	1-3	3-3
NORTH	W	L	T	PCT.	PF	PA	Home	Away	NFC	AFC	Div.
Minnesota *	11	5	0	.688	365	302	6-2	5-3	8-4	3-1	5-1
Green Bay #	10	6	0	.625	368	323	5-3	5-3	7-5	3-1	3-3
Detroit	7	9	0	.438	358	400	4-4	3-5	6-6	1-3	3-3
Chicago	6	10	0	.375	335	397	1-7	5-3	3-9	3-1	1-5
EAST	W	L	T	PCT.	PF	PA	Home	Away	NFC	AFC	Div.
Washington *	9	7	0	.563	388	379	6-2	3-5	8-4	1-3	4-2
Philadelphia	7	9	0	.438	377	430	3-5	4-4	4-8	3-1	3-3
New York Giants	6	10	0	.375	420	442	3-5	3-5	4-8	2-2	2-4
Dallas	4	12	0	.250	275	374	1-7	3-5	3-9	1-3	3-3

* Division Champion # Wild Card team

NATIONAL FOOTBALL LEAGUE POSTSEASON

AFC Wild Card Round

Kansas City 30, at Houston 0
Pittsburgh 18, at Cincinnati 16

AFC Divisional Playoffs

at New England 27, Kansas City 20
at Denver 23, Pittsburgh 16

AFC Championship Game

at Denver 20, New England 18

Super Bowl 50, Levi's Stadium,

Santa Clara, California (February 7, 2016)
Denver 24, Carolina 10

NFC Wild Card Round

Seattle 10, at Minnesota 9
Green Bay 35, at Washington 18

NFC Divisional Playoffs

at Arizona 26, Green Bay 20 (OT)
at Carolina 31, Seattle 24

NFC Championship Game

at Carolina 49, Arizona 15

2015 REGULAR-SEASON STATISTICS

(4-12 Overall) Fourth AFC West - Mike McCoy Home (3-5); Away (1-7)

Date	W/L	Score	Opponent	Att.
09/13	W	33-28	Detroit	66,093
09/20	L	19-24	at Cincinnati	57,579
09/27	L	14-31	at Minnesota	52,400
10/04	W	30-27	Cleveland	63,710
10/12	L	20-24	Pittsburgh	67,658
10/18	L	20-27	at Green Bay	78,434
10/25	L	29-37	Oakland	67,542
11/01	L	26-29	at Baltimore	70,829
11/09	L	19-22	Chicago	68,033
11/22	L	3-33	Kansas City	65,837
11/29	W	31-25	at Jacksonville	59,477
12/06	L	3-17	Denver	68,631
12/13	L	3-10	at Kansas City	72,314
12/20	W	30-14	Miami	66,676
12/24	L	20-23 OT	at Oakland	54,400
01/03	L	20-27	at Denver	76,844

Team Statistics	San Diego	Opponent
TOTAL FIRST DOWNS	344	299
Rushing	79	101
Passing	230	170
Penalty	35	28
3rd Down: Made/Att	97/231	74/195
3rd Down Pct.	42.0	37.9
4th Down: Made/Att	5/15	7/8
4th Down Pct.	33.3	87.5
TOTAL NET YARDS	5949	5791
Avg. Per Game	371.8	361.9
Total Plays	1100	959
Avg. Per Play	5.4	6.0
NET YARDS RUSHING	1358	2005
Avg. Per Game	84.9	125.3
Total Rushes	393	417
NET YARDS PASSING	4591	3786
Avg. Per Game	286.9	236.6
Sacked/Yards Lost	40/264	32/222
Gross Yards	4855	4008
Att./Completions	667/442	510/328
Completion Pct.	66.3	64.3
Had Intercepted	13	11
PUNTS/AVERAGE	73/44.7	72/43.1
NET PUNTING AVG.	73/36.2	72/40.5
PENALTIES/YARDS	117/942	120/976
FUMBLES/BALL LOST	20/11	14/9
TOUCHDOWNS	35	44
Rushing	4	17
Passing	30	22
Returns	1	5
TIME OF POSSESSION	31:34	28:26

Score by Quarters	Q1	Q2	Q3	Q4	OT	PTS.
Chargers	52	112	51	105	0	320
Opponents	90	103	73	129	3	398

Scoring	TD	RU	PA	RT	PAT	FG	S	PTS.
Lambo	0	0	0	0	28/32	26/32	0	106
Woodhead	9	3	6	0	0/0	0/0	0	54
Gates	5	0	5	0	0/0	0/0	0	30
Green	4	0	4	0	0/0	0/0	0	28
K. Allen	4	0	4	0	0/0	0/0	0	24
Floyd	3	0	3	0	0/0	0/0	0	18
Inman	3	0	3	0	0/0	0/0	0	18
S. Johnson	3	0	3	0	0/0	0/0	0	18
D. Brown	1	1	0	0	0/0	0/0	0	6
J. Phillips	1	0	1	0	0/0	0/0	0	6
Verrett	1	0	1	0	0/0	0/0	0	6
Ty. Williams	1	0	1	0	0/0	0/0	0	6
Chargers	35	4	30	1	28/32	26/32	0	320
Opponents	44	17	22	5	39/41	29/34	1	398

2-Pt. Conversions: Green 2, Chargers 2-3, Opponents 3-3
 Sacks: Ingram 10.5, Attaochu 6, Liguett 3, Perrymann 2, Reyes 2, Adiae 1, Emanuel 1, Flowers 1, Mathews 1, Stuckey 1, S. Williams 1, Wilson 1, Butler 0.5, Te'o 0.5, Weddle 0.5, Chargers 3, Opponents 4

Special Teams Chargers (T-A-TT) Dzubnar 12-1-13, Stuckey 8-0-8, Emanuel 6-2-8, Conner 6-1-7, Perrymann 6-0-6, J. Phillips 4-1-5, Law 4-0-4, Brown 2-2-4, Lambo 3-0-3, A. Phillips 3-0-3, Weddle 3-0-3, Windt 3-0-3, Attaochu 2-1-3, Butler 0-3-3, Ducre 2-0-2, Green 2-0-2, Oliver 2-0-2, Mays 1-1-2, Ty. Williams 1-1-2, Wilson 1-1-2, Adiae 1-0-1, Herndon 1-0-1, Scifres 1-0-1, Te'o 1-0-1, Woodhead 1-0-1

Passing	Att.	Comp.	Yds.	Comp.%	Yds./Att.	TD	TD%	Int.	Int.%	Long	Sack/Lost	Rating
Rivers	661	437	4792	66.1	7.25	29	4.4	13	2.0	80t	40/264	93.8
Clemens	6	5	63	83.3	10.50	1	16.7	0	0.0	19t	0/0	150.0
Chargers	667	442	4855	66.3	7.28	30	4.5	13	1.9	80t	40/264	94.5
Opponents	510	328	4008	64.3	7.86	22	4.3	11	2.2	72t	32/222	93.8

Rushing	No.	Yds.	Avg.	Long	TD
Gordon	184	641	3.5	27	0
Woodhead	98	336	3.4	27	3
D. Brown	59	229	3.9	53	1
Oliver	31	108	3.5	15	0
Rivers	17	28	1.6	8	0
Herndon	1	13	13.0	13	0
D. Johnson	2	4	2.0	2	0
Clemens	1	-1	-1.0	-1	0
Chargers	393	1358	3.5	53	4
Opponents	417	2005	4.8	65t	17

Receiving	No.	Yds.	Avg.	Long	TD
Woodhead	80	755	9.4	61	6
K. Allen	67	725	10.8	38	4
Gates	56	630	11.3	40	5
S. Johnson	45	497	11.0	34	3
Green	37	429	11.6	31	4
Inman	35	486	13.9	68	3
Gordon	33	192	5.8	18	0
Floyd	30	561	18.7	70t	3
Herndon	24	195	8.1	21	0
Oliver	13	112	8.6	17	0
J. Phillips	10	69	6.9	15	1
D. Brown	8	88	11.0	31	0
Ty. Williams	2	90	45.0	80t	1
V. Brown	1	22	22.0	22	0
D. Johnson	1	4	4.0	4	0
Chargers	442	4855	11.0	80t	30
Opponents	328	4008	12.2	72t	22

Interceptions	No.	Yds.	Avg.	Long	TD
Verrett	3	68	22.7	68t	1
S. Williams	2	6	3.0	6	0
A. Phillips	1	39	39.0	39	0
P. Robinson	1	27	27.0	27	0
Te'o	1	11	11.0	11	0
Reyes	1	1	1.0	1	0
Emanuel	1	0	0.0	0	0
Wilson	1	0	0.0	0	0
Chargers	11	152	13.8	68t	1
Opponents	13	332	25.5	91t	5

Punting	No.	Yds.	Avg.	Net	TB	I-20	Lg.	B
Scifres	72	3261	45.3	38.2	2	15	68	1
Chargers	73	3261	44.7	38.2	2	15	68	1
Opponents	72	3101	43.1	40.5	5	39	65	0

Punt Returns	Ret.	FC	Yds.	Avg.	Lg.	TD
Herndon	11	13	81	7.4	18	0
Jones	5	8	-4	-8	5	0
K. Allen	3	4	5	1.7	5	0
Mager	1	1	2	2.0	2	0
Chargers	20	26	84	4.2	18	0
Opponents	44	14	432	9.8	31	0

Kickoff Returns	Ret.	Yds.	Avg.	Long	TD
Jones	9	193	21.4	30	0
Oliver	8	197	24.6	30	0
Herndon	7	157	22.4	34	0
J. Phillips	2	18	9.0	13	0
Emanuel	1	1	1.0	1	0
Vaughn	1	17	17.0	17	0
Chargers	28	583	20.8	34	0
Opponents	32	880	27.5	48	0

Field Goals 1-19 20-29 30-39 40-49 50+
 Lambo 0/0 4/4 7/7 11/16 4/5
 Chargers 0/0 4/4 7/7 11/16 4/5
 Opponents 0/0 13/13 7/9 7/9 2/3
 Lambo: [32G,25G], [40G,32G,47N], [1], [46G,45G,34G], [60N,40G,54G], [36G,32G], [40G,44G], [42G,49G], [31G, 22G], [52G], [28G], [48N,51G], [42N,30G], [28G,48N], [47G, 48N,45G], [50G,42G]

Defensive Tackles (T-A-TT-FL-SK-PR-QB) Hits-INT-FF-FR-PD): Teo 73-34-107-5-0-5-0-6-1-0-3. Perrymann 72-23-95-9-2-0-3-0-1-0. Ingram 65-11-76-19-10-5-0-29-0-4-1-5. Weddle 54-21-75-2-0-5-0-2-0-0-1-9. Attaochu 52-14-66-16-6-24-0-0-0-2. Adiae 55-10-65-2-1-1-0-0-0-4. Butler 34-20-54-5-0-5-0-2-0-1-1-1. P. Robinson 42-7-49-2-0-1-1-1-0-8. Verrett 42-5-47-2-0-0-1-3-0-0-11. Wilson 36-8-44-1-1-0-3-1-0-1-2. Reyes 29-10-39-6-2-11-1-1-0-0-4. Liguett 28-7-35-7-7-6-0-0-0-0. Flowers 29-5-34-1-1-0-1-1-0-0-3. Emanuel 15-15-30-3-1-1-7-1-0-0. Carethers 15-12-27-1-1-0-1-0-0-0. Mathews 18-7-25-3-1-3-3-0-0-0-0. S. Williams 17-2-19-1-1-0-1-2-2-1-5. A. Phillips 14-5-19-1-0-0-1-0-0-0. Conner 12-7-19-2-0-0-0-0-0-1. Lissemore 11-6-17-0-0-3-0-0-0-0. Mager 10-1-11-0-0-0-0-0-0-2. Philon 6-1-7-2-0-2-3-0-0-1. Ducre 6-0-6-0-0-0-0-0-0-1. Square 6-0-6-0-3-2-0-0-1-0. Law 2-4-6-1-0-0-4-0-0-0. Stuckey 2-1-3-1-1-0-0-0-0-0. Mays 1-2-3-0-0-0-1-0-0-0. Dzubnar 0-2-2-0-0-0-0-0-0-0-0. Unrein 1-0-1-0-0-0-0-0-0-0. Vaughn 1-0-1-0-0-0-0-0-0-0-1

2015 REGULAR-SEASON GAME-BY-GAME TEAM STATS

Game	9/13 DET	9/20 @ CIN	9/27 @ MIN	10/4 CLV	10/12 PIT	10/18 @ GB	10/25 OAK	11/1 @ BLT	11/9 CHI	11/22 KC	11/29 @ JAX	12/6 DEN	12/13 @ KC	12/20 MIA	12/24 @ OAK	1/3 @ DEN
Points	33	19	14	30	20	20	29	26	19	3	31	3	3	30	20	20
1st Qtr	3	3	0	7	7	3	3	3	7	0	0	0	0	6	7	3
2nd Qtr	7	3	7	6	0	7	3	13	9	3	21	3	0	17	10	3
3rd Qtr	10	7	0	7	0	7	0	7	0	0	3	0	3	0	0	7
4th Qtr	13	6	7	10	13	3	23	3	3	0	7	0	0	7	3	7
Overtime	0	0	0	0	0	0	0	0	0	0	0	0	0	0	0	0
TDs (Ru-P-Ret)	2-2-0	0-2-0	0-2-0	0-3-0	0-2-0	0-2-0	0-3-0	0-3-0	0-1-1	0-0-0	0-4-0	0-0-0	0-0-0	1-3-0	1-1-0	0-2-0
PATs (M/A)	3-4	1-1	2-2	3-3	2-2	2-2	1-1	2-3	1-2	0-0	4-4	0-0	0-0	3-4	2-2	2-2
2PT Convs (M/A)	0-0	0-1	0-0	0-0	0-0	0-0	0-0	0-0	0-0	0-0	0-0	0-0	0-0	0-0	0-0	0-0
FGs (M/A)	2-2	2-3	0-0	3-3	2-3	2-2	2-2	2-2	2-2	1-1	1-1	1-2	1-2	1-2	2-3	2-2
Safeties	0	0	0	0	0	0	0	0	0	0	0	0	0	0	0	0
First Downs	28	19	21	23	24	32	28	22	19	14	24	15	15	26	19	15
Rushing	5	6	8	3	2	4	9	4	5	5	4	6	2	7	4	5
Passing	20	12	12	15	20	26	15	15	12	7	19	8	12	16	13	8
Penalty	3	1	1	5	2	2	4	3	2	2	1	1	1	3	2	2
3rd Down Conv (M/A)	6-11	4-11	8-17	3-11	4-14	9-18	8-16	7-13	7-13	4-13	6-14	5-14	6-18	9-14	5-16	6-18
3rd Down Conv Pct	54.55%	36.36%	47.06%	27.27%	28.57%	50.00%	50.00%	53.85%	53.85%	30.77%	42.86%	35.71%	33.33%	64.29%	31.25%	33.33%
4th Down Conv (M/A)	0-0	0-0	0-1	0-0	0-0	1-3	0-0	0-0	0-1	0-1	1-1	0-2	3-3	0-0	0-1	0-2
4th Down Conv Pct	0.00%	0.00%	0.00%	0.00%	0.00%	33.33%	0.00%	0.00%	0.00%	0.00%	100.00%	0.00%	100.00%	0.00%	0.00%	0.00%
Red Zone Conv (M/A)	4-7	1-2	1-2	2-3	2-2	2-6	2-2	2-2	1-3	0-0	4-5	0-0	0-2	4-5	2-2	1-1
Red Zone Conv Pct	57.14%	50.00%	50.00%	66.67%	100.00%	33.33%	100.00%	100.00%	33.33%	0.00%	80.00%	0.00%	0.00%	80.00%	100.00%	100.00%
Goal to Go Conv (M/A)	2-3	0-0	0-0	1-1	0-0	1-2	1-1	1-1	0-1	0-0	3-4	0-0	0-1	3-3	1-1	0-0
Goal to Go Conv Pct	66.67%	0.00%	0.00%	100.00%	0.00%	50.00%	100.00%	100.00%	0.00%	0.00%	75.00%	0.00%	0.00%	100.00%	100.00%	0.00%
Total Net Yards	483	354	369	438	406	548	417	371	339	201	369	272	280	442	343	317
Total Off. Plays	74	56	72	61	69	89	80	64	63	58	71	62	66	73	75	67
Avg. Gain Per Play	6.5	6.3	5.1	7.2	5.9	6.2	5.2	5.8	5.4	3.5	5.2	4.4	4.2	6.1	4.6	4.7
Net Yards Rushing	96	131	90	91	52	60	90	81	77	52	79	93	44	140	72	110
Total Rushing Plays	31	25	28	21	19	21	21	26	19	25	26	23	18	36	25	29
Avg. Gain Per Rush	3.1	5.2	3.2	4.3	2.7	2.9	4.3	3.1	4.1	2.1	3.0	4.0	2.4	3.9	2.9	3.8
Net Yards Passing	387	223	279	347	354	488	327	290	262	149	290	179	236	302	271	207
Times Sacked	2	4	4	2	2	3	1	1	2	3	2	4	5	1	1	3
Yards Lost on Sacks	16	18	30	11	11	15	9	11	18	29	10	23	27	9	6	21
Gross Yards Passing	403	241	309	358	365	503	336	301	280	178	300	202	263	311	277	228
Pass Attempts	41	27	40	38	48	65	58	37	42	30	43	35	43	36	49	35
Pass Completions	34	21	26	23	35	43	38	28	26	19	29	18	24	26	31	21
Completion Pct	82.93%	77.78%	65.00%	60.53%	72.92%	66.15%	65.52%	75.68%	61.90%	63.33%	67.44%	51.43%	55.81%	72.22%	63.27%	60.00%
Avg. Gain Per Pass	9.0	7.2	6.3	8.7	7.1	7.2	5.5	7.6	6.0	4.5	6.4	4.6	4.9	8.2	5.4	5.4
Interceptions	2	1	1	0	1	0	2	0	0	1	0	1	1	2	0	1
Fumbles / Fum. Lost	2-1	2-2	1-1	0-0	1-1	2-1	1-0	1-0	1-1	1-1	0-0	4-2	0-0	0-0	1-1	3-0
Penalties	5	8	7	6	7	9	9	6	8	6	8	8	7	7	9	7
Penalty Yards	40	64	74	31	54	76	86	66	54	39	70	72	48	48	75	45
Punts	2	3	6	5	5	3	5	4	4	6	6	4	5	3	5	7
Gross Punting Average	52.0	48.0	43.8	37.2	53.4	39.0	42.2	44.3	39.8	46.8	41.2	48.0	46.8	36.7	42.8	50.7
Touchbacks	0	0	0	0	0	1	0	0	0	0	0	0	0	0	0	1
Inside20	0	0	2	2	0	0	0	1	1	2	1	2	2	0	1	1
Punts Blocked	0	0	0	0	0	0	0	0	0	0	1	0	0	0	0	0
Net Punting Average	35.0	38.3	37.5	29.0	48.0	26.3	32.2	40.0	34.3	44.7	36.5	42.8	39.6	31.3	41.0	43.1
Punt Returns	0	1	1	1	2	2	0	1	0	1	2	1	0	6	1	1
Punt Return Yards	0	0	0	5	5	-7	0	-2	0	0	33	4	0	44	2	0
Punt Return Avg.	0.0	0.0	0.0	5.0	2.5	-3.5	0.0	-2.0	0.0	0.0	16.5	4.0	0.0	7.3	2.0	0.0
Fair Catches	2	0	2	2	4	1	1	0	2	3	1	1	2	0	3	2
Kickoff Returns	1	3	1	5	1	3	4	0	1	2	1	1	1	0	3	1
Kickoff Return Yards	24	71	19	112	30	55	84	0	24	19	13	24	34	0	57	17
Kickoff Return Avg.	24.0	23.7	19.0	22.4	30.0	18.3	21.0	0.0	24.0	9.5	13.0	24.0	34.0	0.0	19.0	17.0
Time of Possession	38:12	30:09	33:29	25:41	33:43	37:59	29:11	30:06	26:25	26:32	31:24	27:03	31:08	38:53	35:04	34:32

2015 REGULAR-SEASON GAME-BY-GAME OPPONENT'S STATS

Game	9/13 DET	9/20 @ CIN	9/27 @ MIN	10/4 CLV	10/12 PIT	10/18 @ GB	10/25 OAK	11/1 @ BLT	11/9 CHI	11/22 KC	11/29 @ JAX	12/6 DEN	12/13 @ KC	12/20 MIA	12/24 @ OAK	1/3 @ DEN
Points	28	24	31	27	24	27	37	29	22	33	25	17	10	14	23	27
1st Qtr	7	7	3	3	0	14	10	6	0	6	6	14	0	0	7	7
2nd Qtr	14	7	7	10	3	3	20	7	7	6	3	3	10	0	3	0
3rd Qtr	0	3	14	3	7	7	7	6	0	7	3	0	0	7	2	7
4th Qtr	7	7	7	11	14	3	0	10	15	14	13	0	0	7	8	13
Overtime	0	0	0	0	0	0	0	0	0	0	0	0	0	0	0	3
TDs (Ru-P-Ret)	1-2-1	0-3-0	3-0-1	0-2-0	1-1-1	1-2-0	1-3-0	1-1-0	1-2-0	3-0-1	0-2-0	0-1-1	0-1-0	2-0-0	1-1-0	2-1-0
PATs (M/A)	4-4	3-3	4-4	1-1	3-3	3-3	4-4	2-2	2-2	3-4	1-2	2-2	1-1	2-2	1-1	3-3
2PT Convs (M/A)	0-0	0-0	0-0	1-1	0-0	0-0	0-0	0-0	1-1	0-0	0-0	0-0	0-0	0-0	1-1	0-0
FGs (M/A)	0-0	1-2	1-1	4-4	1-1	2-2	3-3	5-5	0-2	2-2	4-4	1-2	1-2	0-0	2-2	2-2
Safeties	0	0	0	0	0	0	0	0	0	0	0	0	0	0	1	0
First Downs	16	20	18	20	14	17	19	23	25	22	20	19	18	13	14	21
Rushing	2	9	8	2	8	3	8	6	5	9	4	9	9	4	4	11
Passing	12	8	8	16	5	11	10	14	20	10	15	8	7	8	8	10
Penalty	2	3	2	2	1	3	1	3	0	3	1	2	2	1	2	0
3rd Down Conv (M/A)	3-10	4-10	3-9	4-13	5-14	3-9	5-12	5-12	9-15	5-12	5-15	6-13	6-11	2-14	4-15	5-11
3rd Down Conv Pct	30.00%	40.00%	33.33%	30.77%	35.71%	33.33%	41.67%	41.67%	60.00%	41.67%	33.33%	46.15%	54.55%	14.29%	26.67%	45.45%
4th Down Conv (M/A)	0-0	0-0	0-0	0-0	0-0	0-0	0-0	1-1	0-0	1-1	2-3	0-0	0-0	3-3	0-0	0-0
4th Down Conv Pct	0.00%	0.00%	0.00%	0.00%	0.00%	0.00%	0.00%	100.00%	0.00%	100.00%	66.67%	0.00%	0.00%	100.00%	0.00%	0.00%
Red Zone Conv (M/A)	1-1	2-4	2-3	1-4	1-1	2-4	1-4	2-4	2-4	3-5	1-4	1-2	0-0	2-2	1-2	1-2
Red Zone Conv Pct	100.00%	50.00%	66.67%	25.00%	100.00%	50.00%	25.00%	50.00%	50.00%	60.00%	25.00%	50.00%	0.00%	100.00%	50.00%	50.00%
Goal to Go Conv (M/A)	0-0	1-2	2-2	1-2	1-1	1-3	1-2	2-2	2-2	3-4	0-0	1-2	0-0	1-1	1-2	1-1
Goal to Go Conv Pct	0.00%	50.00%	100.00%	50.00%	100.00%	33.33%	50.00%	100.00%	100.00%	75.00%	0.00%	50.00%	0.00%	100.00%	50.00%	100.00%
Total Net Yards	302	389	284	432	349	370	412	365	446	385	420	293	329	231	281	503
Total Off. Plays	47	62	55	66	56	49	58	65	70	59	70	66	50	56	65	65
Avg. Gain Per Play	6.4	6.3	5.2	6.5	6.2	7.6	7.1	5.6	6.4	6.5	6.0	4.4	6.6	4.1	4.3	7.7
Net Yards Rushing	69	175	163	100	155	133	130	72	109	153	102	134	150	44	106	210
Total Rushing Plays	16	36	31	21	27	17	26	25	29	31	19	39	25	19	24	32
Avg. Gain Per Rush	4.3	4.9	5.3	4.8	5.7	7.8	5.0	2.9	3.8	4.9	5.4	3.4	6.0	2.3	4.4	6.6
Net Yards Passing	233	214	121	332	194	237	282	293	337	232	318	159	179	187	175	293
Times Sacked	1	0	0	4	3	3	1	3	1	3	2	1	2	3	3	2
Yards Lost on Sacks	13	0	0	24	9	18	7	26	8	21	11	7	12	29	29	8
Gross Yards Passing	246	214	121	356	203	255	289	319	345	253	329	166	191	216	204	301
Pass Attempts	30	26	24	41	26	29	31	37	40	25	49	26	23	34	38	31
Pass Completions	19	16	13	32	13	16	24	25	27	20	30	16	15	20	23	19
Completion Pct	63.33%	61.54%	54.17%	78.05%	50.00%	55.17%	77.42%	67.57%	67.50%	80.00%	61.22%	61.54%	65.22%	58.82%	60.53%	61.29%
Avg. Gain Per Pass	7.5	8.2	5.0	7.4	6.7	7.4	8.8	7.3	8.2	8.3	6.2	5.9	7.2	5.1	4.3	8.9
Interceptions	2	0	1	0	1	0	0	0	1	0	1	1	1	0	1	2
Fumbles / Fum. Lost	1-0	2-2	0-0	1-1	0-0	1-0	0-0	1-0	1-1	0-0	0-0	0-0	2-1	2-1	0-0	3-3
Penalties	4	9	3	12	8	6	14	5	6	5	6	3	8	9	16	6
Penalty/Yards	29	75	39	91	86	50	136	46	55	35	35	18	53	72	121	35
Punts	5	3	4	4	8	4	4	2	2	5	3	5	4	8	8	3
Gross Punting Average	35.2	53.7	41.3	48.0	40.3	40.5	38.0	61.0	42.5	40.6	41.3	36.6	38.5	45.8	50.0	44.7
Touchbacks	0	1	0	0	0	0	2	0	0	0	0	1	1	0	0	0
Inside20	3	2	2	3	6	2	2	1	1	4	1	2	2	1	6	1
Punts Blocked	0	0	0	0	0	0	0	0	0	0	0	0	0	0	0	0
Net Punting Average	35.2	47.0	41.3	46.8	39.6	42.3	28.0	62.0	42.5	40.6	30.3	31.8	33.5	40.3	49.8	44.7
Punt Returns	2	3	3	2	5	2	5	2	2	2	3	1	4	3	2	3
Punt Return Yards	34	29	38	41	27	18	50	17	22	13	28	21	36	16	9	33
Punt Return Avg.	17.0	9.7	12.7	20.5	5.4	9.0	10.0	8.5	11.0	6.5	9.3	21.0	9.0	5.3	4.5	11.0
Fair Catches	0	0	1	0	0	0	0	1	1	4	2	1	0	0	3	1
Kickoff Returns	3	3	2	3	2	3	1	1	2	0	0	1	1	4	6	0
Kickoff Return Yards	105	74	53	110	62	59	32	33	46	0	0	33	24	92	157	0
Kickoff Return Avg.	35.0	24.7	26.5	36.7	31.0	19.7	32.0	33.0	23.0	0.0	0.0	33.0	24.0	23.0	26.2	0.0
Time of Possession	21:48	29:51	26:31	34:19	26:17	22:01	30:49	29:54	33:35	33:28	28:36	32:57	28:52	21:07	33:21	25:28

2015 TAKEAWAY-GIVEAWAY RATIO

2015 WEEKLY RANKINGS

Date	Opponent	Takeaways			Giveaways			Net	W-L	After Week	Opponent	Total	Offense		Defense				
		Int.	Fum.	Total	Pts.	Int.	Fum.						Total	Pts.	Run	Pass	Total	Run	Pass
09/13	Detroit	2	0	2	7	2	1	3	7	-1	W	09/13	Detroit	1	19	1	10	5t	19t
09/20	at Cincinnati	0	2	0	1	2	3	7	-1	L	09/20	at Cincinnati	3	15	4	14	21	14	
09/27	at Minnesota	1	2	0	1	1	2	10	-1	L	09/27	at Minnesota	4	15	4	9t	28t	3	
10/04	Cleveland	0	1	0	0	0	0	0	+1	W	10/04	Cleveland	3	20	2	15	29	10	
10/12	Pittsburgh	1	1	0	1	1	2	7	-1	L	10/12	Pittsburgh	3	24t	2	15	29	9	
10/18	at Green Bay	0	0	0	0	1	1	0	-1	L	10/18	at Green Bay	1	29	1	14	29	7	
10/25	Oakland	0	0	0	2	0	2	10	-2	L	10/25	Oakland	1	29	1	18	31	9	
11/01	at Baltimore	0	0	0	0	0	0	0	0	E	11/01	at Baltimore	1	29	1	19	27	13	
11/09	Chicago	1	2	6	0	1	1	0	+1	L	11/09	Chicago	4	30	1	20	26	17	
11/22	Kansas City	0	0	0	1	1	2	7	-2	L	11/15	Bye	4	30	1	24	27	17	
11/29	at Jacksonville	1	0	0	7	0	0	0	+1	W	11/22	Kansas City	5	30	3	24	26	17	
12/06	Denver	1	0	1	2	3	7	-2	L	11/29	at Jacksonville	6	30	2	24	26	22t		
12/13	at Kansas City	1	2	0	1	0	1	3	+1	L	12/6	Denver	6	30	4	24	25	21	
12/20	Miami	0	1	1	3	2	0	2	0	-1	W	12/13	at Kansas City	8	31	4	24	27	14
12/24	at Oakland	1	0	1	7	0	1	8	E	L	12/20	Miami	6	32	4	19	24	11	
01/03	at Denver	2	3	5	10	1	0	1	7	+4	L	12/24	at Oakland	6	32	4	18	23	10
	TOTALS	11	9	20	40	13	11	24	73	-4	4-12	01/13	at Denver	9	31	4	20	27	14

2015 STARTING LINEUPS

		OFFENSE										QB	RB
		WR	LT	LG	C	RG	RT	TE	TE	WR	QB		
09/13	Detroit	Allen	Dunlap	Franklin	Watt	Fluker	Barksdale	Green	S. Johnson*	Floyd	Rivers	Gordon	
09/20	at Cincinnati	Allen	Dunlap	Franklin	Watt	Hairston	Barksdale	Green	S. Johnson*	Floyd	Rivers	Gordon	
09/27	at Minnesota	Allen	Dunlap	Franklin	Watt	Fluker	Barksdale	D. Johnson	J. Phillips	Miller^	Rivers	Gordon	
10/04	Cleveland	Allen	Hairston	Wiggins	T. Robinson	Fluker	Barksdale	J. Phillips	S. Johnson*	Floyd	Rivers	Gordon	
10/12	Pittsburgh	Allen	Hairston	Wiggins	T. Robinson	Fluker	Barksdale	Green	Gates	Floyd	Rivers	Gordon	
10/18	at Green Bay	Allen	Hairston	Wiggins	T. Robinson	Fluker	Barksdale	Green	Gates	Floyd	Rivers	Gordon	
10/25	Oakland	Allen	Dunlap	Franklin	T. Robinson	Fluker	Barksdale	Green	S. Johnson*	Floyd	Rivers	Oliver	
11/01	at Baltimore	Allen	Dunlap	Hairston	T. Robinson	Fluker	Barksdale	Green	S. Johnson*	Floyd	Rivers	Gordon	
11/09	Chicago	Inman	Hairston	Wiggins	T. Robinson	Fluker	Barksdale	S. Johnson*	Gates	Floyd	Rivers	Gordon	
11/22	Kansas City	Inman	Dunlap	Franklin	T. Robinson	Fluker	Barksdale	D. Johnson	Green	Phillips^	Rivers	Gordon	
11/29	at Jacksonville	Inman	Hairston	Franklin	T. Robinson	Wiggins	Barksdale	S. Johnson*	Gates	Floyd	Rivers	Woodhead	
12/06	Denver	Inman	Hairston	Franklin	T. Robinson	Wiggins	Barksdale	S. Johnson*	Green	Woodhead+	Rivers	Gordon	
12/13	at Kansas City	Herndon	Dunlap	Franklin	T. Robinson	Wiggins	Barksdale	D. Johnson	Green	Floyd	Rivers	Gordon	
12/20	Miami	Herndon	Hairston	Franklin	T. Robinson	Fluker	Barksdale	D. Inman*	Green	Floyd	Rivers	Gordon	
12/24	at Oakland	Inman	Hairston	Franklin	T. Robinson	Fluker	Barksdale	J. Phillips	Green	Floyd	Rivers	Brown	
01/03	at Denver	Inman	Hairston	Wiggins	Robinson	Fluker	Barksdale	J. Phillips	D. Johnson	Floyd	Rivers	Brown	

* - denotes wide receiver

^ - denotes tight end

+ - denotes running back

		DEFENSE										FS
		DE	NT	DT	OLB	ILB	ILB	OLB	CB	CB	SS	
09/13	Detroit	Reyes	Lissemore	Luiget	Ingram	Te'o	Butler	Emanuel	Flowers	Verrett	Addae	Weddle
09/20	at Cincinnati	Reyes	Lissemore	Luiget	Ingram	Te'o	Butler	Attaachu	Flowers	Verrett	Wilson	Weddle
09/27	at Minnesota	Reyes	Lissemore	Luiget	Ingram	Te'o	Butler	Attaachu	P. Robinson	Verrett	Wilson	Weddle
10/04	Cleveland	Williams+	Mathews	Luiget	Ingram	Te'o	Butler	Attaachu	Flowers	Robinson	Wilson	Weddle
10/12	Pittsburgh	Reyes	Lissemore	Luiget	Ingram	Te'o	Butler	Attaachu	Flowers	Verrett	Wilson	Weddle
10/18	at Green Bay	Reyes	P. Robinson+	Luiget	Ingram	Perryman	Butler	Attaachu	Flowers	Verrett	Addae	Weddle
10/25	Oakland	Reyes	Lissemore	Luiget	Ingram	Perryman	Butler	Mathews+	Conner%	A. Phillips^	Addae	Wilson
11/01	at Baltimore	Reyes	Carrethers	Luiget	Ingram	Conner	Butler	Emanuel	Flowers	Verrett	Addae	Wilson
11/09	Chicago	Reyes	P. Robinson+	Mathews	Ingram	Conner	Butler	Attaachu	Flowers	Verrett	Addae	Weddle
11/22	Kansas City	Reyes	P. Robinson+	Luiget	Ingram	Te'o	Perryman	Attaachu	Flowers	Verrett	Addae	Weddle
11/29	at Jacksonville	Reyes	P. Robinson+	Luiget	Ingram	Te'o	Perryman	Attaachu	Flowers	Verrett	Addae	Weddle
12/06	Denver	Reyes	Carrethers	Luiget	Ingram	Te'o	Perryman	Attaachu	Flowers	Verrett	Addae	Weddle
12/13	at Kansas City	Reyes	P. Robinson+	Mathews	Ingram	Te'o	Perryman	Attaachu	Williams	Verrett	Addae	Weddle
12/20	Miami	Reyes	Square	Mathews	Ingram	Te'o	Perryman	Emanuel	P. Robinson	Verrett	Addae	Weddle
12/24	at Oakland	Reyes	Mager+	Mathews	Ingram	Te'o	Perryman	Attaachu	P. Robinson	Verrett	Addae	Weddle
01/03	at Denver	Reyes	Ducre+	Mathews	Ingram	Te'o	Perryman	Attaachu	P. Robinson	Mager	Addae	Phillips

^ - denotes safety

+ - denotes cornerback

* - denotes defensive tackle

% - denotes linebacker

2015 CHARGERS RECORD WHEN . . .

At Home: 3-5

On the Road: 1-7

In September: 1-2

In October: 1-3

In November: 1-3

In December: 1-3

In January: 0-1

Chargers Score First: 1-3

Opponents Score First: 3-9

Leading at the Half: 2-4

Trailing at the Half: 1-8

Tied at the Half: 1-0

Leading after 3Q: 3-3

Trailing after 3Q: 1-9

Tied after 3Q: 0-0

Team Rushes for 100+ yards: 1-2

Team Rushes for less than 100 yards: 3-10

Opponent Rushes for 100+ yards: 2-11

Opponent rushes for less than 100 yds: 2-1

+ Turnover Ratio: 2-3

- Turnover Ratio: 2-7

= Turnover Ratio: 0-2

Chargers pass for 300+ yards: 4-5

Chargers pass for less than 300 yards: 0-7

Opponents pass for 300+ yards: 2-3

Opponents pass for less than 300 yards: 2-9

Chargers score 20 or more points: 4-6

Chargers score less than 20 points: 0-6

Opponents score 20 or more points: 3-10

Opponents score less than 20 points: 1-2

Outdoors: 4-12

Indoors: 0-0

Day Games: 4-9

Night Games: 0-3

Natural Grass: 4-8

Artificial Surface: 0-4

2015 GAME SUMMARIES

WEEK 1 RECAP – CHARGERS 33, DETROIT 28

The Chargers overcame an early 18-point deficit and rallied to defeat the Detroit Lions, 33-28, in their 2015 season opener at Qualcomm Stadium. It tied for the second-largest deficit overcome in franchise history.

The Lions jumped out to a 21-3 lead midway through the second quarter with two offensive touchdowns and a 31-yard interception return for a touchdown by safety **Grover Quinn** before the Chargers started chipping away. **Danny Woodhead**, playing in his first regular-season game since last September, started the comeback with a nine-yard touchdown run midway through the second quarter to bring the Bolts within 21-10.

The Chargers got the ball to start the third quarter and scored on a **Josh Lambo** field goal to get within 21-13. The teams traded turnovers on the next three possessions, including a diving interception by rookie outside linebacker **Kyle Emanuel** and another by cornerback **Patrick Robinson**. Robinson's pick held set up a 12-yard touchdown catch by **Stevie Johnson**, his first as a Charger, and it brought the Bolts to within a point, 21-20. On the ensuing

possession, the Bolts' defense came away with a three-and-out as **Manti Te'o** and **Cardaro Law** combined for a key third-down stop to force a Lions punt. The Chargers then drove 70 yards in seven plays and took their first lead of the afternoon when **Ladarius Green** caught a 13-yard scoring pass from **Philip Rivers**, just one play after catching a 21-yarder to the Lions' 13.

Up 26-21, the Chargers' defense came up with another big stop before the offense marched 11 plays and 86 yards for the backbreaking touchdown drive. **Keenan Allen**, who tied a franchise record with 15 catches against the Lions, had five catches on the drive, including a 20-yarder on a 3rd-and-19. Johnson also continued his large afternoon, hauling in a 34 yarder early in the drive before snatching a 14 yarder to the one on a 3rd-and-3 that set up Woodhead's second touchdown of the game for a 33-21 lead. Detroit scored a late touchdown to snap a 30-0 Chargers run and get back within 33-28, but the Lions failed to recover the onside kick attempt and the Bolts ran out the clock for the win.

VISITOR:	Detroit Lions	7	14	0	7	0	28
HOME:	San Diego Chargers	3	7	10	13	0	33

Scoring Plays

Team	Qtr	Time	Play Description (Extra Point) (Drive Info)	Visitor	Home
Lions	1	10:46	A.Abdullah 24 yd. run (M.Prater kick) (8-80, 4:14)	7	0
Chargers	1	0:22	J.Lambo 32 yd. Field Goal (13-73, 7:02)	7	3
Lions	2	12:28	G.Quinn 31 yd. interception return (M.Prater kick)	14	3
Lions	2	8:49	E.Ebron 18 yd. pass from M.Stafford (M.Prater kick) (4-46, 2:06)	21	3
Chargers	2	5:02	D.Woodhead 9 yd. run (J.Lambo kick) (7-80, 3:47)	21	10
Chargers	3	9:21	J.Lambo 25 yd. Field Goal (12-73, 5:39)	21	13
Chargers	3	4:03	S.Johnson 12 yd. pass from P.Rivers (J.Lambo kick) (3-16, 1:12)	21	20
Chargers	4	11:49	L.Green 13 yd. pass from P.Rivers (kick failed, wr) (7-70, 3:52)	21	26
Chargers	4	2:33	D.Woodhead 1 yd. run (J.Lambo kick) (11-86, 6:18)	21	33
Lions	4	1:04	T.Riddick 21 yd. pass from M.Stafford (M.Prater kick) (7-83, 1:29)	28	33

Detroit Lions vs San Diego Chargers

9/13/2015 at Qualcomm Stadium

Final Team Statistics

	Visitor Lions	Home Chargers
TOTAL FIRST DOWNS	16	28
By Rushing	2	5
By Passing	12	20
By Penalty	2	3
THIRD DOWN EFFICIENCY	3/10-50%	6/11-55%
FOURTH DOWN EFFICIENCY	0/0-0%	0/0-0%
TOTAL NET YARDS	302	483
Total Offensive Plays (inc. times thrown pass)	47	74
Average gain per offensive play	6.4	6.5
NET YARDS RUSHING	69	96
Total Rushing Plays	16	31
Average gain per rushing play	4.3	3.1
Tackles for a loss-number and yards	2/3	3/5
NET YARDS PASSING	233	387
Times thrown - yards lost attempting to pass	1/13	2/16
Gross yards passing	246	403
PASS ATTEMPTS-COMPLETIONS-HAND INTERCEPTED	30/19-2	41/34-2
Avg gain per pass play (inc. # thrown pass)	7.5	9.0
KICKOFFS 4th-End Zone-Touchbacks	5/4-3	7/7-4
PUNTS Number and Average	5/5-2	2/5-20
Had Blocked	0	0
FIs - PATs Had Blocked	0/0	0/0
Net Punting Average	35.2	35.0
TOTAL RETURN YARDAGE (Not Including Kickoffs)	65	27
No. and Yards Punt Returns	3/4	0/0
No. and Yards Kickoff Returns	3/105	1/34
No. and Yards Interception Returns	2/31	2/27
PENALTIES Number and Yards	4/0	5/40
FUMBLES Number and Lost	1/0	2/1
TOUCHDOWNS	4	4
Rushing	1	2
Passing	2	2
Interceptions	1	0
EXTRA POINTS Made-Attempts	4/4	3/4
Kicking Made-Attempts	4/4	3/4
FIELD GOALS Made-Attempts	0/0	2/2
RED ZONE EFFICIENCY	1/1-100%	4/7-57%
GOAL TO GO EFFICIENCY	0/0-0%	2/3-67%
SAFETIES	0	0
FINAL SCORE	28	33
TIME OF POSSESSION	21:48	38:12

Detroit Lions vs San Diego Chargers

9/13/2015 at Qualcomm Stadium

Final Individual Statistics

Detroit Lions													San Diego Chargers												
	ATT	YDS	AVG	LG	TD		ATT	YDS	AVG	LG	TD		ATT	YDS	AVG	LG	TD								
RUSHING	Detroit Lions						San Diego Chargers						Detroit Lions						San Diego Chargers						
A.Abdullah	7	50	7.1	24	1	M.Gordon	14	51	3.6	14	0	J.Robertson	41	34	403	276	2	24	102						
J.Bell	6	14	2.3	7	0	D.Woodhead	13	43	3.3	10	2	K.Emanuel	1	0	0.0	0	0	0	0						
Z.Zenner	2	6	3.0	4	0	B.Oliver	2	4	2.0	3	0	P.Rivers	2	2	1.0	1	0	0	0						
M.Stafford	1	-1	-1.0	-1	0	P.Rivers	2	2	-1.0	-1	0	0	0	0	0	0	0	0	0						
Total	16	69	4.3	24	1	Total	31	96	3.1	14	2	Total	41	34	403	276	2	24	102						
PASSING	ATT	CMP	YDS	SK/YD	LG	INT	RT	PASSING	ATT	CMP	YDS	SK/YD	LG	INT	RT										
M.Stafford	30	19	244	1/13	2	2	0	0	41	34	403	276	2	2	0										
Total	30	19	244	1/13	2	2	0	0	41	34	403	276	2	2	0										
PASS RECEIVING	TRC	REC	YDS	AVG	LG	TD		TRC	REC	YDS	AVG	LG	TD												
E.Ebron	5	4	53	13.3	18	1	K.Allen	17	15	166	11.5	21	0												
A.Abdullah	4	4	44	11.0	24	0	S.Johnson	6	4	62	15.5	34	1												
G.Tate	8	4	24	6.0	11	0	L.Green	6	5	74	14.8	22	1												
C.Johnson	4	2	39	9.8	28	0	D.Woodhead	6	3	19	6.3	15	0												
T.Riddick	2	2	27	13.5	21	1	M.Gordon	3	3	16	5.3	9	0												
J.Bell	2	2	27	13.5	18	0	M.Hoge	2	1	29	29.0	29	0												
L.Moore	1	0	22	22.0	22	0	B.Oliver	1	1	17	17.0	17	0												
B.Pettigrew	1	0	0	0.0	0	0																			
Total	28	19	246	12.9	36	2	Total	41	34	403	11.9	34	2												
INTERCEPTIONS	NO	YDS	AVG	LG	TD	INTERCEPTIONS	NO	YDS	AVG	LG	TD														
G.Quinn	1	31	31.0	31	1	F.Robertson	1	27	27.0	27	0														
D.Slay	1	0	0.0	0	0	K.Emanuel	1	0	0.0	0	0														
Total	2	31	15.5	31	1	Total	2	27	13.5	27	0														
PUNTING	NO	YDS	AVG	NET	TD	LG	NO	YDS	AVG	NET	TD	LG	NO	YDS	AVG	NET	TD	LG							
S.Harris	5	176	35.2	35.2	0	43	M.Schwe	2	104	52.0	35.0	0	58												
Total	5	176	35.2	35.2	0	43	Total	2	104	52.0	35.0	0	58												
PUNT RETURNS	NO	YDS	AVG	FC	LG	TD	PUNT RETURNS	NO	YDS	AVG	FC	LG	TD												
G.Tate	2	34	17.0	0	20	0	J.Jones	0	0	0.0	2	0	0												
Total	2	34	17.0	0	20	0	(DOWNED)	1	0	0.0	0	0	0												
(OUT OF BOUNDS)	2	0	0.0	0	0	0	Total	2	0	0.0	2	0	0												
Total	2	34	17.0	0	20	0	Total	0	0	0.0	2	0	0												
KICKOFF RETURNS	NO	YDS	AVG	FC	LG	TD	KICKOFF RETURNS	NO	YDS	AVG	FC	LG	TD												
A.Abdullah	3	105	35.0	0	48	0	J.Jones	1	24	24.0	0	24	0												
(TOUCHBACK)	4	0	0.0	0	0	0	(OUT OF BOUNDS)	1	0	0.0	0	0	0												
Total	3	105	35.0	0	48	0	Total	3	0	0.0	0	0	0												
Detroit Lions													San Diego Chargers												
FUMBLES	FUM	LOST	OWN-REC	YDS	TD	FORCED	OPP-REC	YDS	TD	OUT-BS															
A.Abdullah	1	0	1	0	0	0	0	0	0	0															
J.Jones	0	0	0	0	0	1	0	0	0	0															
S.Harris	0	0	0	0	0	0	1	0	0	0															
Total	1	0	1	0	0	1	1	0	0	0															
San Diego Chargers													Detroit Lions												
FUMBLES	FUM	LOST	OWN-REC	YDS	TD	FORCED	OPP-REC	YDS	TD	OUT-BS															
M.Gordon	1	1	0	0	0	0	0	0	0	0															
C.Watt	1	0	0	0	0	0	0	0	0	0															
P.Rivers	0	0	0	0	0	1	0	0	0	0															
F.Robertson	0	0	0	0	0	1	0	0	0	0															
Total	2	1	1	0	0	1	0	0	0	0															

WEEK 2 RECAP — CINCINNATI 24, CHARGERS 19

The Chargers let a game slip away due to costly mistakes, including turnovers and penalties, in falling to the Cincinnati Bengals, 24-19, at Paul Brown Stadium.

The Bolts opened the game with a strong three-and-out by the defense, but a muffed punt gave the ball right back to the Bengals. Two plays later, **Andy Dalton** threw a 16-yard touchdown pass to **A.J. Green** and the Bengals took an early 7-0 lead. It was one of two first-half turnovers that allowed Cincinnati to jump out to a 14-6 lead at the end of the half. The Bengals' other score came courtesy of a 45-yard scoring strike from Dalton to **Marvin Jones**. Late in the first half the Chargers appeared to score a touchdown that would have brought them to within 14-12 on a 36-yard return by **Jerry Attaochu** after a sack-fumble forced by **Manti Te'o**, but replay officials ruled that Dalton's arm was moving forward on the play and instead it went as nothing more than an incomplete pass.

For the second straight week, the Chargers came out of the locker room at halftime and scored on the first possession of the third quarter, this time

on a 10-yard touchdown pass from **Philip Rivers** to **Stevie Johnson**. That score brought the Bolts to within one at 14-13. On the Bengals' next possession, running back **Jeremy Hill** fumbled for the second time in the game, but the Chargers failed to take advantage as a 47-yard field goal attempt sailed wide left. Instead, the Bengals countered with a field goal of their own to stretch their lead to 17-13. Three consecutive punts followed before Cincinnati jumped out to an 11-point lead on a nine-yard touchdown catch by **Tyler Eifert**. The Chargers answered right back though, as **Malcom Floyd** got loose down the right sideline and hauled in a 40-yard over-the-shoulder touchdown catch to get the Chargers back within five, 24-19, with 4:20 remaining.

After the Floyd touchdown, San Diego's defense stopped the Bengals and forced a punt, but only 1:09 remained when the Chargers got the ball back one final time from their own 20. The Bolts completed a quick pass to the 31 but on the very next play, Rivers was intercepted by **Vincent Rey** and the Bengals ran out the clock for the win.

VISITOR:	San Diego Chargers	3	3	7	6	0	19
HOME:	Cincinnati Bengals	7	7	3	7	0	24

Scoring Plays

Team	Qtr	Time	Play Description (Extra Point) (Drive Info)	Visitor	Home
Bengals	1	12:51	A.Green 16 yd. pass from A.Dalton (M.Nugent kick) (2-19, 0:45)	0	7
Chargers	1	8:38	J.Lambo 40 yd. Field Goal (9-57, 4:13)	3	7
Chargers	2	9:24	J.Lambo 32 yd. Field Goal (9-60, 5:19)	6	7
Bengals	2	6:01	M.Jones 45 yd. pass from A.Dalton (M.Nugent kick) (6-84, 3:23)	6	14
Chargers	3	10:34	S.Johnson 10 yd. pass from P.Rivers (J.Lambo kick) (8-78, 4:26)	13	14
Bengals	3	2:44	M.Nugent 21 yd. Field Goal (10-60, 3:14)	13	17
Bengals	4	8:49	T.Eifert 9 yd. pass from A.Dalton (M.Nugent kick) (6-38, 2:05)	13	24
Chargers	4	4:20	M.Floyd 40 yd. pass from P.Rivers (pass failed) (10-80, 4:29)	19	24

San Diego Chargers vs Cincinnati Bengals

9/20/2015 at Paul Brown Stadium

Final Team Statistics

	Visitor Chargers	Home Bengals
TOTAL FIRST DOWNS	19	20
By Rushing	6	9
By Passing	12	8
By Penalty	1	3
THIRD DOWN EFFICIENCY	4-11(36%)	4-10(40%)
FOURTH DOWN EFFICIENCY	0-0(0%)	0-0(0%)
TOTAL NET YARDS	354	389
Total Offensive Plays (inc. times thrown passes)	62	62
Average gain per offensive play	6.3	6.3
NET YARDS RUSHING	131	175
Total Rushing Plays	25	36
Average gain per rushing play	5.2	4.9
Tackles for a loss-number and yards	3-10	3-7
NET YARDS PASSING	223	214
Times thrown - yards lost attempting to pass	4-18	0-0
Gross yards passing	241	214
PASS ATTEMPTS-COMPLETIONS-HAD INTERCEPTED	27(21-1)	26(16-0)
Avg gain per pass play (inc. # thrown passes)	7.2	8.2
KICKOFFS Number-to-End Zone-Touchbacks	5-5-2	5-4-2
PUNTS Number and Average	3-53.7	4-50.0
Had Blocked	0	0
Fds. - PATs Had Blocked	0-0	0-0
Net Punting Average	38.3	47.0
TOTAL RETURN YARDAGE (Not Including Kickoffs)	0	29
No. and Yards Punt Returns	1-0	3-29
No. and Yards Kickoff Returns	3-74	3-74
No. and Yards Interception Returns	0-0	1-0
PENALTIES Number and Yards	8-64	9-75
FUMBLES Number and Lost	2-2	2-2
TOUCHDOWNS	2	3
Rushing	0	0
Passing	2	3
EXTRA POINTS Made-Attempts	1-2	3-3
Kicking Made-Attempts	1-1	3-3
Passing Made-Attempts	0-1	0-0
FIELD GOALS Made-Attempts	2-3	1-2
RED ZONE EFFICIENCY	12-50%	2-30%
GOAL TO GO EFFICIENCY	0-0(0%)	1-50%
SAFETIES	0	0
FINAL SCORE	19	24
TIME OF POSSESSION	30:09	29:51

San Diego Chargers vs Cincinnati Bengals

9/20/2015 at Paul Brown Stadium

Final Individual Statistics

San Diego Chargers													Cincinnati Bengals												
RUSHING	ATT	YDS	AVG	LG	TD	RUSHING	ATT	YDS	AVG	LG	TD														
M.Gordon	16	88	5.5	27	0	G.Bernard	20	123	6.2	26	0														
D.Woodhead	7	36	5.1	9	0	J.Hill	10	39	3.9	9	0														
P.Rivers	1	5	5.0	5	0	A.Dalton	5	10	2.0	6	0														
B.Oliver	1	2	2.0	2	0	M.Jones	1	3	3.0	3	0														
Total	25	131	5.2	27	0	Total	36	175	4.9	26	0														
PASSING	ATT	CMP	YDS	SK/YD	TD	LG	INT	RT	PASSING	ATT	CMP	YDS	SK/YD	TD	LG	INT	RT								
P.Rivers	27	21	241	4.1	2	40	1	113.1	A.Dalton	26	16	214	5.0	3	45	0	126.1								
Total	27	21	241	4.1	2	40	1	113.1	Total	26	16	214	5.0	3	45	0	126.1								
PASS RECEIVING	TAR	REC	YDS	AVG	LG	TD	PASS RECEIVING	TAR	REC	YDS	AVG	LG	TD												
D.Woodhead	6	4	48	12.0	19	0	T.Eifert	5	2	48	13.3	15	1												
L.Green	6	5	47	9.4	12	0	A.Green	4	3	45	15.0	23	1												
S.Johnson	6	5	45	9.0	15	1	G.Bernard	3	3	16	5.3	9	0												
M.Floyd	4	2	55	27.5	40	1	M.Jones	5	2	48	24.0	45	1												
K.Allen	4	2	16	8.0	13	0	J.Eifert	1	1	21	21.0	31	0												
M.Gordon	1	1	10	10.0	10	0	M.Samu	2	1	15	15.0	15	0												
							R.Burkhead	2	1	8	8.0	8	0												
							J.Hill	1	1	2	2.0	2	0												
							K.Hawth	1	0	0	0.0	0	0												
Total	27	21	241	11.5	40	2	Total	24	16	214	13.4	45	3												
INTERCEPTIONS	NO	YDS	AVG	LG	TD	INTERCEPTIONS	NO	YDS	AVG	LG	TD														
Total	0	0	0	0	0	Total	1	0	0.0	0	0														
						V.Rey	1	0	0.0	0	0														
						Total	1	0	0.0	0	0														
PUNTING	NO	YDS	AVG	NET	TB	INTKO	PUNTING	NO	YDS	AVG	NET	TB	INTKO	LG											
M.Schles	3	144	48.0	38.3	0	0	K.Huber	3	161	53.7	47.0	1	2	58											
Total	3	144	48.0	38.3	0	0	Total	3	161	53.7	47.0	1	2	58											
PUNT RETURNS	NO	YDS	AVG	FC	LG	TD	PUNT RETURNS	NO	YDS	AVG	FC	LG	TD												
K.Allen	1	0	0.0	0	0	0	B.Tate	2	29	14.5	0	17	0												
[DOWNED]	1	0	0.0	0	0	0	A.Jones	1	0	0.0	0	17	0												
[TOUCHBACK]	1	0	0.0	0	0	0	Total	1	0	0.0	0	17	0												
Total	1	0	0.0	0	0	0	Total	3	29	9.7	0	17	0												
KICKOFF RETURNS	NO	YDS	AVG	FC	LG	TD	KICKOFF RETURNS	NO	YDS	AVG	FC	LG	TD												
B.Oliver	3	71	23.7	0	26	0	A.Jones	2	45	22.5	0	29	0												
[TOUCHBACK]	2	0	0.0	0	0	0	B.Tate	1	29	29.0	0	29	0												
[TOUCHBACK]	2	0	0.0	0	0	0	Total	2	0	0.0	0	0	0												
Total	3	71	23.7	0	26	0	Total	3	74	24.7	0	29	0												
San Diego Chargers													Cincinnati Bengals												
FUMBLES	FUM	LOST	OWN-REC	YDS	TD	FORCED	OPP-REC	YDS	TD	OUT-8DS															
K.Allen	1	1	0	0	0	0	0	0	0	0															
P.Rivers	1	1	0	0	0	0	0	0	0	0															
D.Buff	0	0	0	0	0	0	1	1	1	0															
J.Wilson	0	0	0	0	0	0	1	1	0	0															
Total	2	2	0	0	0	0	1	2	1	0															
Cincinnati Bengals																									
FUMBLES	FUM	LOST	OWN-REC	YDS	TD	FORCED	OPP-REC	YDS	TD	OUT-8DS															
J.Hill	2	2	0	-7	0	0	0	0	0	0															
W.Gilberry	0	0	0	0	0	0	1	0	0	0															
C.Carter	0	0	0	0	0	0	1	0	0	0															
E.Lamar	0	0	0	0	0	0	1	0	0	0															
Total	2	2	0	-7	0	0	1	2	0	0															

WEEK 3 RECAP – MINNESOTA 31, CHARGERS 14

The Chargers suffered their second straight defeat, falling to the Minnesota Vikings, 31-14, at TCF Bank Stadium on the campus of the University of Minnesota. Injuries were a major factor in the game as the Chargers were hit hard along the offensive line and in the secondary.

The game was close in the first half. Minnesota jumped out to a 10-0 lead midway through the second quarter, but a 34-yard touchdown catch by Keenan Allen just before halftime sent the Chargers to the locker room down by just three at the break, 10-7.

Minnesota scored 14 third-quarter points, including a 43-yard touchdown run by Adrian Peterson, who rushed for 126 yards in the game. Early in the fourth quarter, down 24-7, the Chargers were driving for a potential score when a third-

down pass was tipped and picked off by Vikings linebacker Chad Greenway, who returned it 91 yards for a touchdown and a 31-7 lead. Kellen Clemens replaced Philip Rivers at quarterback late in the game and led the Bolts on a touchdown drive, with Allen hauling in his second score of the game – a 19-yarder. Allen hauled in 12 passes for 133 yards and the two scores on the day.

From an injury standpoint, center Chris Watt saw limited action due to a groin injury and the team lost both guard Orlando Franklin (ankle) and left tackle King Dunlap (concussion). In the secondary, the Bolts were without starting cornerback Brandon Flowers (knee) and safety Jahleel Addae (ankle), while fellow starting cornerback Jason Verrett (foot) was unable to finish the game.

VISITOR:	San Diego Chargers	0	7	0	7	0	14
HOME:	Minnesota Vikings	3	7	14	7	0	31

Scoring Plays

Team	Qtr	Time	Play Description (Extra Point) (Drive Info)	Visitor	Home
Vikings	1	1:15	B.Walsh 24 yd. Field Goal (4-7, 1:31)	0	3
Vikings	2	9:05	A.Peterson 2 yd. run (B.Walsh kick) (11-67, 5:39)	0	10
Chargers	2	1:17	K.Allen 34 yd. pass from P.Rivers (J.Lambo kick) (9-90, 2:17)	7	10
Vikings	3	12:32	A.Peterson 43 yd. run (B.Walsh kick) (1-43, 0:12)	7	17
Vikings	3	2:42	Z.Line 1 yd. run (B.Walsh kick) (16-86, 7:19)	7	24
Vikings	4	13:57	C.Greenway 91 yd. interception return (B.Walsh kick)	7	31
Chargers	4	0:32	K.Allen 19 yd. pass from K.Clemens (J.Lambo kick) (14-89, 8:05)	14	31

San Diego Chargers vs Minnesota Vikings
9/27/2015 at TCF Bank Stadium

Final Team Statistics

	Visitor Chargers	Home Vikings
TOTAL FIRST DOWNS	21	18
By Rushing	8	8
By Passing	12	8
By Penalty	1	2
THIRD DOWN EFFICIENCY	8-17-47%	3-9-33%
FOURTH DOWN EFFICIENCY	0-1-0%	0-0-0%
TOTAL NET YARDS	369	284
Total Offensive Plays (inc. times thrown passing)	72	55
Average gain per offensive play	5.1	5.2
NET YARDS RUSHING	90	183
Total Rushing Plays	28	31
Average gain per rushing play	3.2	5.9
Tackles for a loss-number and yards	2/6	3/4
NET YARDS PASSING	279	121
Times thrown - yards lost attempting to pass	4-30	0-0
Gross yards passing	309	121
PASS ATTEMPTS-COMPLETIONS-HAD INTERCEPTED	40-29-1	24-15-1
Avg gain per pass play (inc. # thrown passing)	6.9	5.0
KICKOFFS Number-to End Zone-Touchbacks	3-0-1	6-4-5
PUNTS Number and Average	4-43.8	4-41.3
Had Blocked	0	0
FGs - PATs Had Blocked	0-0	0-0
Net Punting Average	37.5	41.3
TOTAL RETURN YARDAGE (Not Including Kickoffs)	0	129
No. and Yards Punt Returns	1-0	3-38
No. and Yards Kickoff Returns	1-19	2-63
No. and Yards Interception Returns	1-0	1-91
PENALTIES Number and Yards	7-74	3-39
FUMBLE Number and Lost	1-1	0-0
TOUCHDOWNS	2	4
Rushing	0	3
Passing	2	0
Interceptions	0	1
EXTRA POINTS Made-Attempts	2-2	4-4
Kicking Made-Attempts	2-2	4-4
FIELD GOALS Made-Attempts	0-0	1-1
RED ZONE EFFICIENCY	12-60%	23-67%
GOAL TO GO EFFICIENCY	0-0-0%	2-2-100%
SAFETIES	0	0
FINAL SCORE	14	31
TIME OF POSSESSION	33:29	28:31

San Diego Chargers vs Minnesota Vikings
9/27/2015 at TCF Bank Stadium

Final Individual Statistics

San Diego Chargers											Minnesota Vikings										
RUSHING		ATT	YDS	AVG	LG	TD	RUSHING		ATT	YDS	AVG	LG	TD								
M.Gordon	14	51	3.6	13	0	J.Peterson	20	126	6.3	43	2										
B.Oliver	8	26	3.3	6	0	J.McKinnon	6	18	3.0	9	0										
D.Woodhead	5	11	2.2	7	0	M.Akita	2	10	5.0	8	0										
D.Johnson	1	2	2.0	2	0	C.Peterson	1	9	9.0	9	0										
						Z.Line	1	1	1.0	1	1										
						T.Bridgewater	1	-1	-1.0	-1	0										
Total	28	90	3.2	13	0	Total	31	163	5.3	43	3										
PASSING		ATT	CMP	YDS	SK/YD	LG	INT	RT	PASSING		ATT	CMP	YDS	SK/YD	LG	INT	RT				
P.Rivers	34	21	246	4.20	1	39	1	81.2	T.Bridgewater	24	13	121	0.0	0	19	1	59.9				
K.Clemens	6	5	61	0.0	1	39	0	150.0													
Total	40	26	305	4.20	2	94.7	Total	24	13	121	0.0	0	19	1	59.9						
PASS RECEIVING		TAR	REC	YDS	AVG	LG	TD	PASS RECEIVING		TAR	REC	YDS	AVG	LG	TD						
K.Allen	18	12	133	11.1	34	2	J.Wallace	4	3	49	16.3	19	0								
M.Floyd	7	4	63	15.8	39	0	J.Wright	4	3	28	9.3	17	0								
J.Phillips	4	4	35	8.8	15	0	A.Theisen	4	2	16	8.0	11	0								
S.Johnson	5	3	46	15.3	30	0	K.Rubio	5	2	14	7.0	10	0								
D.Woodhead	4	3	32	10.7	22	0	M.Akita	2	2	5	2.5	6	0								
M.Gordon	1	0	0	0.0	0	0	C.Johnson	2	1	9	9.0	9	0								
B.Oliver	1	0	0	0.0	0	0	M.Pruitt	2	0	0	0.0	0	0								
							J.McKinnon	1	0	0	0.0	0	0								
Total	40	26	309	11.9	39	2	Total	24	13	121	9.3	19	0								
INTERCEPTIONS		NO	YDS	AVG	LG	TD	INTERCEPTIONS		NO	YDS	AVG	LG	TD								
S.Williams	1	0	0.0	0	0	C.Greenway	1	91	91.0	91	1										
Total	1	0	0.0	0	0	Total	1	91	91.0	91	1										
PUNTING		NO	YDS	AVG	NET	TB	INTD	LG	PUNTING		NO	YDS	AVG	NET	TB	INTD	LG				
M.Schies	6	263	43.8	37.5	0	2	48	J.Luzke	4	165	41.3	41.3	0	2	40						
Total	6	263	43.8	37.5	0	2	48	Total	4	165	41.3	41.3	0	2	40						
PUNT RETURNS		NO	YDS	AVG	FC	LG	TD	PUNT RETURNS		NO	YDS	AVG	FC	LG	TD						
K.Allen	1	0	0.0	0	0	0	0	M.Sherels	3	38	12.7	1	20	0							
[DOWNED]	1	0	0.0	0	0	0	0	[DOWNED]	1	0	0.0	0	0	0							
								[OUT OF BOUNDS]	1	0	0.0	0	0	0							
Total	1	0	0.0	2	0	0	Total	3	38	12.7	1	20	0								
KICKOFF RETURNS		NO	YDS	AVG	FC	LG	TD	KICKOFF RETURNS		NO	YDS	AVG	FC	LG	TD						
B.Oliver	1	19	19.0	0	19	0	0	C.Peterson	2	53	26.5	0	32	0							
[TOUCHBACK]	5	0	0.0	0	0	0	0	[TOUCHBACK]	1	0	0.0	0	0	0							
Total	1	19	19.0	0	19	0	Total	2	53	26.5	0	32	0								
San Diego Chargers																					
FUMBLES		FUM	LOST	OWN-REC	YDS	TD	FORCED	OPP-REC	YDS	TD	OUT-BO										
P.Rivers	1	1	0	0	0	0	0	0	0	0	0										
Total	1	1	0	0	0	0	0	0	0	0	0										
Minnesota Vikings																					
FUMBLES		FUM	LOST	OWN-REC	YDS	TD	FORCED	OPP-REC	YDS	TD	OUT-BO										
A.Barr	0	0	0	0	0	0	1	0	0	0	0										
C.Murray	0	0	0	0	0	0	1	0	0	0	0										
Total	0	0	0	0	0	0	1	0	0	0	0										

WEEK 4 RECAP — CHARGERS 30, CLEVELAND 27

The Chargers snapped a two-game losing streak in dramatic fashion, defeating the Cleveland Browns, 30-27, on a 34-yard **Josh Lambo** field goal as time expired.

The game was a back-and-forth affair that featured five lead changes. The teams combined for seven field goals, four from Cleveland's **Travis Coons** (36, 28, 33 and 40) and three from Lambo (46, 45, 34). Both quarterbacks also threw for more than 300 yards in the game. Cleveland's **Josh McCown** passed for 356 yards and two touchdowns, while **Philip Rivers** threw for 358 yards and three scores for the Bolts.

The teams played to a 13-13 tie after the first 30 minutes. The Chargers touchdown came courtesy of a 28-yard scoring strike from Rivers to **Keenan Allen**, his third scoring catch in the last two games, while the Browns' came on a 34-yard pass from McCown to **Duke Johnson**.

In the second half, the Chargers jumped out to a 27-19 lead midway through the fourth quarter on two more Rivers' touchdown passes, a 19-yarder to tight end **Ladarius Green** and a one-yarder to fellow tight end **John Phillips**. The Browns tied the game 27-27 late in the fourth quarter when McCown tossed a one-yard touchdown pass to tight end **Gary Barnidge** and then added the two-point conversion on a pass to **Taylor Gabriel**. The Chargers then ate up the final 2:09, driving 57 yards in eight plays, highlighted by a 17-yard catch by Green and a 19-yard run by **Danny Woodhead**. Lambo's original game-winning attempt from 39 yards missed wide right, but the Browns were flagged for being offside and his subsequent attempt from 34 yards split the uprights.

VISITOR:	Cleveland Browns	3	10	3	11	0	27
HOME:	San Diego Chargers	7	6	7	10	0	30

Scoring Plays

Team	Qtr	Time	Play Description (Extra Point) (Drive Info)	Visitor	Home
Browns	1	4:12	T.Coons 36 yd. Field Goal (11-64, 6:24)	3	0
Chargers	1	0:48	K.Allen 28 yd. pass from P.Rivers (J.Lambo kick) (8-80, 3:24)		7
Browns	2	14:10	D.Johnson 34 yd. pass from J.McCown (T.Coons kick) (4-80, 1:38)		10
Chargers	2	10:37	J.Lambo 46 yd. Field Goal (9-56, 3:33)		10
Chargers	2	1:36	J.Lambo 45 yd. Field Goal (10-60, 1:59)		10
Browns	2	0:03	T.Coons 28 yd. Field Goal (9-70, 1:33)		13
Browns	3	5:54	T.Coons 33 yd. Field Goal (9-68, 5:25)		16
Chargers	3	4:23	L.Green 19 yd. pass from P.Rivers (J.Lambo kick) (3-81, 1:31)		20
Browns	4	9:57	T.Coons 40 yd. Field Goal (9-40, 5:03)		19
Chargers	4	7:26	J.Phillips 1 yd. pass from P.Rivers (J.Lambo kick) (5-74, 2:31)		19
Browns	4	2:09	G.Barnidge 1 yd. pass from J.McCown (J.McCown-T.Gabriel pass) (10-67, 5:17)		27
Chargers	4	0:00	J.Lambo 34 yd. Field Goal (8-57, 2:09)		27

Cleveland Browns vs San Diego Chargers
10/4/2015 at Qualcomm Stadium

Final Team Statistics

	Visitor Browns	Home Chargers
TOTAL FIRST DOWNS	20	25
By Rushing	2	3
By Passing	16	15
By Penalty	2	5
THIRD DOWN EFFICIENCY	41-53(7%)	31-47(7%)
FOURTH DOWN EFFICIENCY	0-0(0%)	0-0(0%)
TOTAL NET YARDS	432	436
Total Offensive Plays (inc. times thrown passing)	65	81
Average gain per offensive play	6.6	7.2
NET YARDS RUSHING	100	91
Total Rushing Plays	21	21
Average gain per rushing play	4.8	4.3
Tackles for a loss-number and yards	1-2	3-8
NET YARDS PASSING	332	347
Times thrown - yards lost attempting to pass	4-24	2-11
Gross yards passing	356	358
PASS ATTEMPTS-COMPLETIONS-HAD INTERCEPTED	41-32-0	38-23-0
Avg gain per pass play (inc. if thrown passing)	7.4	8.7
KICKOFFS Number in End Zone-Touchbacks	7-6-3	6-6-3
PUNTS Number and Average	4-8-0	5-37-2
Had Blocked	0	0
Figs - PATs Had Blocked	0-0	0-0
Net Punting Average	46.8	29.0
TOTAL RETURN YARDAGE (Not including Kickoffs)	41	5
No. and Yards Punt Returns	2-1	1-6
No. and Yards Kickoff Returns	3-10	5-112
No. and Yards Interception Returns	0-0	0-0
PENALTIES Number and Yards	12-91	6-31
FUMBLES Number and Lost	1-1	0-0
TOUCHDOWNS	2	3
Rushing	0	0
Passing	2	3
EXTRA POINTS Made-Attempts	2-2	3-3
Kicking Made-Attempts	1-1	3-3
Passing Made-Attempts	1-1	0-0
FIELD GOALS Made-Attempts	4-4	3-3
RED ZONE EFFICIENCY	14-29%	23-47%
GOAL TO GO EFFICIENCY	14-29%	11-10(0%)
SAFETIES	0	0
FINAL SCORE	27	30

Cleveland Browns vs San Diego Chargers
10/4/2015 at Qualcomm Stadium

Final Individual Statistics

Cleveland Browns										San Diego Chargers									
RUSHING	ATT	YDS	AVG	LG	TD	RUSHING	ATT	YDS	AVG	LG	TD	RUSHING	ATT	YDS	AVG	LG	TD		
I.Crowell	12	43	3.3	32	0	D.Woodhead	8	56	6.8	19	0	D.Johnson	4	84	21.0	61	0		
D.Johnson	8	31	3.9	9	0	M.Gordon	12	38	3.2	23	0	J.McCown	38	23	358	21.1	3		
S.Draghici	1	6.0	6.0	6	0	P.Rivers	1	-1	-1.0	-1	0	Total	38	23	358	21.1	3		
Total	21	100	4.8	32	0	Total	21	91	4.3	23	0	Total	41	32	356	4.2	5		
PASSING	ATT	OMP	YDS	SK/YD	TD	LG	INT	PASSING	ATT	OMP	YDS	SK/YD	TD	LG	INT	RT			
J.McCown	41	32	356	4/24	2	53	0	P.Rivers	38	23	358	2/11	3	68	0	118.1			
Total	41	32	356	4/24	2	53	0	Total	38	23	358	2/11	3	68	0	118.1			
PASS RECEIVING	TAR	REC	YDS	AVG	LG	TD	PASS RECEIVING	TAR	REC	YDS	AVG	LG	TD						
D.Johnson	10	9	85	9.4	34	1	D.Woodhead	4	4	84	21.0	61	0						
T.Bergamin	6	6	79	13.2	18	0	K.Allen	7	4	72	18.0	31	1						
G.Barnidge	6	6	75	12.5	27	1	L.Green	6	4	53	13.3	19	1						
T.Gabriel	5	4	22	5.5	10	0	S.Johnson	8	4	32	8.0	13	0						
I.Crowell	3	3	62	20.7	53	0	D.Irman	5	3	88	29.3	68	0						
A.Hawkins	3	2	27	13.5	18	0	M.Gordon	2	2	9	4.0	5	0						
B.Bartine	1	1	7	7.0	7	0	M.Hoge	2	1	20	20.0	20	0						
S.Draghici	1	1	-1	-1.0	-1	0	J.Phillips	2	1	1	1.0	1	1						
D.Boxe	1	0	0	0.0	0	0	D.Johnson	1	0	0	0.0	0	0						
Total	40	32	356	11.1	53	2	Total	37	23	358	15.6	68	3						
INTERCEPTIONS	NO	YDS	AVG	LG	TD	INTERCEPTIONS	NO	YDS	AVG	LG	TD								
Total	0	0	0	0	0	Total	0	0	0	0	0								
PUNTING	NO	YDS	AVG	NET	TB	INTD	PUNTING	NO	YDS	AVG	NET	TB	INTD	LG					
A.Lee	4	192	48.0	46.8	0	3	M.Soffers	5	186	37.2	29.0	0	2	47					
Total	4	192	48.0	46.8	0	3	Total	5	186	37.2	29.0	0	2	47					
PUNT RETURNS	NO	YDS	AVG	FC	LG	PUNT RETURNS	NO	YDS	AVG	FC	LG								
T.Bergamin	2	41	20.5	0	31	0	P.Rivers	1	5	5.0	2	5							
[DOWNED]	2	0	0.0	0	0	0	[OUT OF BOUNDS]	1	0	0.0	0	0							
[OUT OF BOUNDS]	1	0	0.0	0	0	0	Total	1	5	5.0	2	5							
Total	2	41	20.5	0	31	0	Total	1	5	5.0	2	5							
KICKOFF RETURNS	NO	YDS	AVG	FC	LG	KICKOFF RETURNS	NO	YDS	AVG	FC	LG								
J.Gilbert	3	110	36.7	0	38	0	B.Silver	4	107	26.8	0	30							
[TOUCHBACK]	3	0	0.0	0	0	0	J.Phillips	1	5	5.0	0	5							
[TOUCHBACK]	2	0	0.0	0	0	0	[TOUCHBACK]	2	0	0.0	0	0							
Total	3	110	36.7	0	38	0	Total	5	112	22.4	0	30							
Cleveland Browns	FUMBLE	LOST	OWN-REC	YDS	TD	FORCED	OPP-REC	YDS	TD	OUT-8DS									
J.McCown	1	1	0	0	0	0	0	0	0	0									
Total	1	1	0	0	0	0	0	0	0	0									
San Diego Chargers	FUMBLE	LOST	OWN-REC	YDS	TD	FORCED	OPP-REC	YDS	TD	OUT-8DS									
M.Irman	0	0	0	0	0	0	1	1	0	0									
Total	0	0	0	0	0	0	1	1	0	0									

WEEK 5 RECAP – PITTSBURGH 24, CHARGERS 20

The Chargers dropped a heartbreaker to the Pittsburgh Steelers, 24-20, on ESPN's Monday Night Football at Qualcomm Stadium. **Le'Veon Bell** won the game for Pittsburgh with a one-yard run as time expired in the fourth quarter.

The game was close throughout and a defensive struggle for much of the night. The teams scored just 10 points in the first half with San Diego taking a 7-3 lead into the locker room at the break. The Bolts' points came on a 12-yard touchdown catch by **Antonio Gates** on their opening drive of the game.

The back-and-forth continued until late in the third quarter when Pittsburgh took its first lead of the game on a 70-yard interception return for a touchdown by cornerback **Antwon Blake**. That gave the Steelers a 10-7 lead. The Chargers bounced back on their next series and drove for a 40-yard field goal

that tied the game at 10-10. After Pittsburgh went three-and-out on its next possession, the Chargers jumped out to a seven-point lead when **Philip Rivers** and Gates connected once again, this time from 11 yards out, and the Bolts led 17-10. The lead didn't last long, however, as on the first play of their next series, Pittsburgh's **Mike Vick** and **Markus Wheaton** hooked up on a 72-yard catch-and-run and the game was tied again, 17-17. San Diego bounced back yet again, re-claiming the lead on its next possession as **Josh Lambo** capped off a 12-play drive with a 54-yard field goal that gave the Chargers a 20-17 lead with 2:56 remaining. Pittsburgh got the ball one last time and Vick moved the Steelers 80 yards downfield in 12 plays, capped by Bell's one-yard touchdown run on a direct snap as time expired.

		1	2	3	4	OT	Total
VISITOR:	Pittsburgh Steelers	0	3	7	14	0	24
HOME:	San Diego Chargers	7	0	0	13	0	20

Scoring Plays

Team	Qtr	Time	Play Description (Extra Point) (Drive Info)	Visitor	Home
Chargers	1	9:50	A.Gates 12 yd. pass from P.Rivers (J.Lambo kick) (5-84, 2:22)	0	7
Steelers	2	4:24	C.Boswell 47 yd. Field Goal (9-47, 5:38)		3
Steelers	3	3:21	A.Blake 70 yd. interception return (C.Boswell kick)		10
Chargers	4	14:49	J.Lambo 40 yd. Field Goal (8-58, 3:32)		10
Chargers	4	8:02	A.Gates 11 yd. pass from P.Rivers (J.Lambo kick) (8-60, 5:50)		10
Steelers	4	7:42	M.Wheaton 72 yd. pass from M.Vick (C.Boswell kick) (1-72, 0:20)		17
Chargers	4	2:56	J.Lambo 54 yd. Field Goal (12-44, 4:46)		17
Steelers	4	0:00	L.Bell 1 yd. run (C.Boswell kick) (12-80, 2:56)		24

Pittsburgh Steelers vs San Diego Chargers
10/12/2015 at Qualcomm Stadium

Final Team Statistics

	Water Steelers	Home Chargers
TOTAL FIRST DOWNS	14	24
By Rushing	8	2
By Passing	5	20
By Penalty	1	2
THIRD DOWN EFFICIENCY	5-14-38%	4-14-29%
FOURTH DOWN EFFICIENCY	0-0-0	0-0-0
TOTAL NET YARDS	349	408
Total Offensive Plays (inc. times thrown passing)	65	69
Average gain per offensive play	5.2	5.9
NET YARDS RUSHING	155	32
Total Rushing Plays	27	19
Average gain per rushing play	5.7	2.7
Tackles for a loss-number and yards	4-12	1-1
NET YARDS PASSING	194	334
Times thrown - yards lost attempting to pass	3-9	2-11
Gross yards passing	203	385
PASS ATTEMPTS-COMPLETIONS-HAD INTERCEPTED	25-15-1	48-35-1
Avg gain per pass play (inc. if thrown passing)	6.7	7.1
KICKOFFS Number-to-End-Zone-Touchbacks	4-4-3	5-5-3
PUNTS Number and Average	8-40.3	5-53.4
Had Blocked	0	0
FGs - PATs Had Blocked	0-0	0-0
Net Punting Average	39.6	48.0
TOTAL RETURN YARDAGE (Not Including Kickoffs)	97	5
No. and Yards Punt Returns	5-27	2-5
No. and Yards Kickoff Returns	2-62	1-30
No. and Yards Interception Returns	1-70	1-0
PENALTIES Number and Yards	8-66	7-54
FUMBLE Number and Lost	0-0	1-1
TOUCHDOWNS	3	2
Rushing	1	0
Passing	1	2
Interceptions	1	0
EXTRA POINTS Made-Attempts	3-3	2-2
Kicking Made-Attempts	3-3	2-2
FIELD GOALS Made-Attempts	1-1	2-3
RED ZONE EFFICIENCY	1-4-100%	2-2-100%
GOAL TO GO EFFICIENCY	1-1-100%	0-0-0%
SAFETIES	0	0
FINAL SCORE	24	20
TIME OF POSSESSION	26:17	33:43

Pittsburgh Steelers vs San Diego Chargers
10/12/2015 at Qualcomm Stadium

Final Individual Statistics

Pittsburgh Steelers						San Diego Chargers											
RUSHING	ATT	YDS	AVG	LG	TD	RUSHING	ATT	YDS	AVG	LG	TD						
L.Bell	21	111	5.3	32	1	M.Gordon	15	42	2.8	7	0						
M.Vick	1	24	24.0	24	0	D.Woodhead	4	10	2.5	9	0						
De.Williams	5	20	4.0	7	0												
Total	27	155	5.7	32	1	Total	19	52	2.7	9	0						
PASSING	ATT	COMP	YDS	SK/YD	TD	LG	IN	RT	PASSING	ATT	COMP	YDS	SK/YD	TD	LG	IN	RT
M.Vick	26	13	201	3/9	1	72	1	73	P.Rivers	48	35	365	2/11	2	32	1	99
Total	26	13	201	3/9	1	72	1	73	Total	48	35	365	2/11	2	32	1	99
PASS RECEIVING	TAR	REC	YDS	AVG	LG	TD	PASS RECEIVING	TAR	REC	YDS	AVG	LG	TD				
L.Bell	5	4	16	4.0	9	0	A.Gates	11	9	92	10.2	12	2				
H.Miller	3	3	46	15.3	26	0	M.Gordon	9	7	52	7.4	18	0				
A.Brown	6	3	45	15.0	39	0	K.Allen	10	6	57	9.5	20	0				
D.Heyward-Bey	6	2	24	12.0	15	0	D.Woodhead	7	5	66	13.2	31	0				
M.Wheaton	3	1	72	72.0	72	1	L.Green	5	5	50	10.0	24	0				
M.Spach	1	0	0.0	0.0	0	0	M.Floyd	4	3	48	16.0	32	0				
Total	24	13	203	15.6	72	1	Total	48	35	365	10.4	32	2				
INTERCEPTIONS	NO	YDS	AVG	LG	TD	INTERCEPTIONS	NO	YDS	AVG	LG	TD						
A.Blake	1	70	70.0	70	1	J.Wilson	1	0	0.0	0	0						
Total	1	70	70.0	70	1	Total	1	0	0.0	0	0						
PUNTING	NO	YDS	AVG	NET	TD	ENZO	LG	PUNTING	NO	YDS	AVG	NET	TD	ENZO	LG		
J.Berry	8	322	40.3	39.6	0	6	56	M.Schiffers	5	267	53.4	48.0	0	0	58		
Total	8	322	40.3	39.6	0	6	56	Total	5	267	53.4	48.0	0	0	58		
PUNT RETURNS	NO	YDS	AVG	FC	LG	TD	PUNT RETURNS	NO	YDS	AVG	FC	LG	TD				
A.Brown	5	27	5.4	0	10	0	J.Jones	2	5	2.5	4	5	0				
Total	5	27	5.4	0	10	0	Total	2	5	2.5	4	5	0				
KICKOFF RETURNS	NO	YDS	AVG	FC	LG	TD	KICKOFF RETURNS	NO	YDS	AVG	FC	LG	TD				
D.Archer	2	62	31.0	0	32	0	J.Jones	1	30	30.0	0	30	0				
[TOUCHBACK]	3	0	0.0	0	0	0	[TOUCHBACK]	3	0	0.0	0	0	0				
Total	2	62	31.0	0	32	0	Total	1	30	30.0	0	30	0				
Pittsburgh Steelers						San Diego Chargers											
FUMBLES	FUM	LOST	OWN-REC	YDS	TD	FORCED	OPP-REC	YDS	TD	OUT-BDS							
J.Jones	0	0	0	0	0	1	0	0	0	0							
S.Thomas	0	0	0	0	0	1	0	0	0	0							
Total	0	0	0	0	0	1	1	0	0	0							
FUMBLES	FUM	LOST	OWN-REC	YDS	TD	FORCED	OPP-REC	YDS	TD	OUT-BDS							
M.Gordon	1	1	0	0	0	0	0	0	0	0							
Total	1	1	0	0	0	0	0	0	0	0							

WEEK 6 RECAP — GREEN BAY 27, CHARGERS 20

The Chargers came up just short, falling to the Green Bay Packers, 27-20, at Lambeau Field. San Diego had four shots to tie the game from inside Green Bay's three-yard line in the final 33 seconds, but the Packers held the Bolts out of the endzone and held on for the win.

The Packers jumped out to an early 17-3 lead on a pair of touchdown runs by **James Starks**, including a 65-yarder on which he escaped a tackler in the backfield and ran free down the right sideline for the score. Up 17-3, the Packers could have inflicted more damage after recovering a **Melvin Gordon** fumble, but the Bolts' defense came up with a key three-and-out, highlighted by a two-yard tackle for loss by **Denzel Perryman** and a nine-yard sack by **Jerry Attaochu** on third down. After that three-and-out, the Chargers' offense put together a 12-play, 88-yard drive that consumed the final 4:47 of the half and **Dontrelle Inman's** first-career touchdown catch brought the Bolts to within 17-10 at the break.

San Diego's defense answered the bell to start the second half and forced the Packers to go three-and-out once again. Attaochu's second sack of the game, another on third down, forced the Packers to punt. The Chargers then tied the game on the ensuing possession as **Ladarius Green** hauled in a 19-yard touchdown pass from **Philip Rivers** to tie the game, 17-17. After an exchange of punts, Green Bay reclaimed the lead (24-17) on an eight-yard touchdown catch by **James Jones**. The Chargers continued to scratch and claw, getting within 24-20 on a 32-yard field goal early in the fourth quarter. Still up 24-20 late in the fourth, Green Bay drove to the Chargers' 10, but San Diego's defense buckled down and held the Packers to a field goal for a 27-20 lead that set up San Diego's final drive. The Chargers got the ball back one last time with 2:37 remaining and Rivers drove the team 77 yards to the Packers three, but the Bolts were unable to punch in the game-tying score and Green Bay escaped with the 27-20 win.

VISITOR:	San Diego Chargers	3	7	7	3	0	20
HOME:	Green Bay Packers	14	3	7	3	0	27

Scoring Plays

Team	Qtr	Time	Play Description (Extra Point) (Drive Info)	Visitor	Home
Packers	1	8:38	J.Starks 5 yd. pass from A.Rodgers (M.Crosby kick) (8-87, 3:44)	0	7
Chargers	1	3:17	J.Lambo 36 yd. Field Goal (14-62, 5:21)	3	7
Packers	1	1:51	J.Starks 65 yd. run (M.Crosby kick) (4-85, 1:26)	3	14
Packers	2	6:48	M.Crosby 23 yd. Field Goal (10-83, 3:58)	3	17
Chargers	2	0:00	D.Inman 1 yd. pass from P.Rivers (J.Lambo kick) (12-88, 4:47)	10	17
Chargers	3	9:24	L.Green 19 yd. pass from P.Rivers (J.Lambo kick) (8-79, 4:11)	17	17
Packers	3	0:46	J.Jones 8 yd. pass from A.Rodgers (M.Crosby kick) (7-69, 2:48)	17	24
Chargers	4	11:10	J.Lambo 32 yd. Field Goal (10-63, 4:36)	20	24
Packers	4	2:37	M.Crosby 28 yd. Field Goal (9-70, 3:37)	20	27

San Diego Chargers vs Green Bay Packers
10/18/2015 at Lambeau Field

Final Team Statistics

	Visitor Chargers	Home Packers
TOTAL FIRST DOWNS	32	17
By Rushing	4	3
By Passing	26	11
By Penalty	2	3
THIRD DOWN EFFICIENCY	9-18-50%	3-9-33%
FOURTH DOWN EFFICIENCY	1-3-33%	0-0-0%
TOTAL NET YARDS	548	370
Total Offensive Plays (inc. times thrown passing)	89	49
Average gain per offensive play	6.2	7.6
NET YARDS RUSHING	60	133
Total Rushing Plays	21	17
Average gain per rushing play	2.9	7.8
Tackles for a loss-number and yards	53	26
NET YARDS PASSING	488	237
Times thrown - yards lost attempting to pass	9-15	3-18
Gross yards passing	503	255
PASS ATTEMPTS-COMPLETIONS-HAD INTERCEPTED	65-43-0	29-19-0
Avg gain per pass play (inc # thrown passing)	7.2	7.4
KICKOFFS Number-to-End Zone-Touchbacks	4-2-1	6-5-3
PUNTS Number and Average	4-40-5	4-40-5
Had Blocked	0	0
FBS - PATS Had Blocked	0-0	0-0
Net Punting Average	26.3	42.3
TOTAL RETURN YARDAGE (Net including Kickoffs)	-7	18
No. and Yards Punt Returns	2-7	2-18
No. and Yards Kickoff Returns	3-55	3-59
No. and Yards Interception Returns	0-0	0-0
PENALTIES Number and Yards	9-76	6-50
FUMBLES Number and Lost	2-1	1-0
TOUCHDOWNS	2	3
Rushing	0	1
Passing	2	2
EXTRA POINTS Made-Attempts	2-2	3-3
Kicking Made-Attempts	2-2	3-3
FIELD GOALS Made-Attempts	2-2	2-2
RED ZONE EFFICIENCY	26-33%	24-30%
GOAL TO GO EFFICIENCY	1-2-0%	1-3-33%
SAFETIES	0	0
FINAL SCORE	20	27
TIME OF POSSESSION	38:00	22:00

San Diego Chargers vs Green Bay Packers
10/18/2015 at Lambeau Field

Final Individual Statistics

San Diego Chargers													Green Bay Packers												
RUSHING	ATT	YDS	AVG	LG	TD	RUSHING	ATT	YDS	AVG	LG	TD	RUSHING	ATT	YDS	AVG	LG	TD								
M.Gordon	7	29	4.1	25	0	J.Starks	10	112	11.2	65	1	B.Oliver	2	14	7.0	15	0								
B.Oliver	7	23	3.3	6	0	A.Rodgers	2	14	7.0	15	0	D.Woodhead	7	8	1.1	4	0								
D.Woodhead	7	8	1.1	4	0	T.Montgomery	1	4	4.0	4	0	E.Lacy	4	3	0.8	3	0								
Total	21	60	2.9	25	0	Total	17	133	7.8	65	1	Total	17	133	7.8	65	1								
PASSING	ATT	CMP	YDS	SK/YD	LG	IN	RT	PASSING	ATT	CMP	YDS	SK/YD	LG	IN	RT	PASSING	ATT	CMP	YDS	SK/YD	LG	IN	RT		
P.Rivers	65	43	503	31.5	2	50	99.7	A.Brodgers	29	16	255	318	2	46	0	107.7	Total	29	16	255	318	2	46	0	107.7
Total	65	43	503	31.5	2	50	99.7	Total	29	16	255	318	2	46	0	107.7	Total	29	16	255	318	2	46	0	107.7
PASS RECEIVING	TAR	REC	YDS	AVG	LG	TD	PASS RECEIVING	TAR	REC	YDS	AVG	LG	TD	PASS RECEIVING	TAR	REC	YDS	AVG	LG	TD					
K.Allen	15	14	157	11.2	38	0	J.Jones	4	2	39	39.5	46	0	A.Rodgers	5	2	34	17.0	25	0					
A.Gattis	16	9	95	10.6	21	0	R.Cobb	5	2	38	19.0	26	0	M.Floyd	5	2	34	17.0	25	0					
M.Floyd	12	5	95	19.0	50	0	A.Rodgers	5	2	34	17.0	25	0	D.Woodhead	7	5	63	12.6	25	0					
D.Woodhead	7	5	63	12.6	25	0	J.Jones	5	2	30	15.0	22	1	B.Oliver	4	4	40	10.0	14	0					
B.Oliver	4	4	40	10.0	14	0	J.Aldrich	2	2	20	10.0	19	0	L.Green	4	3	35	11.7	19	0					
L.Green	4	3	35	11.7	19	0	E.Lacy	2	2	17	8.5	12	0	D.Inman	7	3	18	6.0	9	1					
D.Inman	7	3	18	6.0	9	1	T.Montgomery	2	2	11	5.5	6	0	J.Porfillo	2	1	21	21.0	21	0					
Total	65	43	503	11.7	50	2	Total	29	16	255	15.9	46	2	J.Starks	2	1	5	5.0	5	1					
INTERCEPTIONS	NO	YDS	AVG	LG	TD	INTERCEPTIONS	NO	YDS	AVG	LG	TD	INTERCEPTIONS	NO	YDS	AVG	LG	TD								
Total	0	0	0	0	0	Total	0	0	0	0	0	Total	0	0	0	0	0								
PUNTING	NO	YDS	AVG	NET	TB	IN20	LG	PUNTING	NO	YDS	AVG	NET	TB	IN20	LG	PUNTING	NO	YDS	AVG	NET	TB	IN20	LG		
M.Schles	3	117	39.0	26.3	1	0	44	T.Whealy	4	162	40.5	42.3	0	2	50	Total	4	162	40.5	42.3	0	2	50		
Total	3	117	39.0	26.3	1	0	44	Total	4	162	40.5	42.3	0	2	50	Total	4	162	40.5	42.3	0	2	50		
PUNT RETURNS	NO	YDS	AVG	FC	LG	PUNT RETURNS	NO	YDS	AVG	FC	LG	PUNT RETURNS	NO	YDS	AVG	FC	LG								
J.Jones	2	-7	-3.5	1	-2	0	M.Walde	2	18	9.0	0	16	0	0	0	0	0								
[OUT OF BOUNDS]	1	0	0.0	0	0	0	[TOUCHBACK]	1	0	0.0	0	0	0	0	0	0	0								
Total	2	-7	-3.5	1	0	0	Total	2	18	9.0	0	16	0	0	0	0	0								
KICKOFF RETURNS	NO	YDS	AVG	FC	LG	KICKOFF RETURNS	NO	YDS	AVG	FC	LG	KICKOFF RETURNS	NO	YDS	AVG	FC	LG								
J.Jones	3	55	18.3	0	21	0	J.Aldrich	1	30	30.0	0	30	0	0	0	0	0								
[TOUCHBACK]	3	0	0.0	0	0	0	T.Montgomery	1	29	29.0	0	29	0	0	0	0	0								
Total	3	55	18.3	0	21	0	Total	1	0	0.0	0	0	0	0	0	0	0								
Total	3	55	18.3	0	21	0	Total	3	59	19.7	0	30	0	0	0	0	0								
San Diego Chargers																									
FUMBLES	FUM	LOST	OWN-REC	YDS	TD	FORCED	OPP-REC	YDS	TD	OUT-80S															
M.Gordon	2	1	0	0	0	0	0	0	0	0															
D.Rubler	0	0	1	0	0	0	0	0	0	0															
D.Perryman	0	0	0	0	0	1	0	0	0	0															
Total	2	1	1	0	0	1	0	0	0	0															
Green Bay Packers																									
FUMBLES	FUM	LOST	OWN-REC	YDS	TD	FORCED	OPP-REC	YDS	TD	OUT-80S															
E.Lacy	1	0	0	0	0	0	0	0	0	0															
T.Lang	0	0	1	0	0	0	0	0	0	0															
H.Clenton-Dix	0	0	0	0	0	1	0	0	0	0															
M.Neal	0	0	0	0	0	1	0	0	0	0															
C.Matthews	0	0	0	0	0	0	1	0	0	0															
Total	1	0	1	0	0	2	1	0	0	0															

WEEK 7 RECAP – OAKLAND 37, CHARGERS 29

The Chargers lost their third straight game, falling to the Oakland Raiders, 37-29, at Qualcomm Stadium. The Bolts found themselves down 37-6 early in the third quarter, but the team fought to the finish and scored the game's final 23 points.

Philip Rivers passed for 336 yards and he tossed three touchdown passes in the fourth quarter, including a 31-yarder to Ladarius Green and two to Danny Woodhead (eight and six yards). Green also caught a pair of two-point conversions following both of Woodhead's touchdowns.

		1	2	3	4	OT	Total
VISITOR:	Oakland Raiders	10	20	7	0	0	37
HOME:	San Diego Chargers	3	3	0	23	0	29

Scoring Plays

Team	Qtr	Time	Play Description (Extra Point) (Drive Info)	Visitor	Home
Raiders	1	12:46	L.Murray 1 yd. run (S.Janikowski kick) (2-2, 0:41)	7	0
Raiders	1	5:21	S.Janikowski 29 yd. Field Goal (11-44, 5:50)	10	0
Chargers	1	1:18	J.Lambo 40 yd. Field Goal (8-57, 4:03)	10	3
Raiders	2	13:06	C.Walford 23 yd. pass from D.Carr (S.Janikowski kick) (6-77, 3:12)	17	3
Raiders	2	9:28	S.Janikowski 32 yd. Field Goal (6-17, 2:57)	20	3
Raiders	2	4:41	S.Janikowski 31 yd. Field Goal (7-34, 3:17)	23	3
Raiders	2	1:01	A.Cooper 52 yd. pass from D.Carr (S.Janikowski kick) (4-63, 0:41)	30	3
Chargers	2	0:00	J.Lambo 44 yd. Field Goal (9-54, 1:01)	30	6
Raiders	3	10:41	M.Crabtree 25 yd. pass from D.Carr (S.Janikowski kick) (7-80, 4:19)	37	6
Chargers	4	12:58	L.Green 31 yd. pass from P.Rivers (J.Lambo kick) (11-83, 4:52)	37	13
Chargers	4	6:00	D.Woodhead 8 yd. pass from P.Rivers (P.Rivers-L.Green pass) (16-80, 5:21)	37	21
Chargers	4	0:06	D.Woodhead 6 yd. pass from P.Rivers (P.Rivers-L.Green pass) (13-80, 3:07)	37	29

Oakland Raiders vs San Diego Chargers
10/25/2015 at Qualcomm Stadium

Final Team Statistics

	Visitor Raiders	Home Chargers
TOTAL FIRST DOWNS	19	28
By Rushing	8	9
By Passing	10	15
By Penalty	1	4
THIRD DOWN EFFICIENCY	5-12-42%	8-16-50%
FOURTH DOWN EFFICIENCY	0-0-0%	0-0-0%
TOTAL NET YARDS	412	417
Total Offensive Plays (inc. times thrown pass)	58	80
Average gain per offensive play	7.1	5.2
NET YARDS RUSHING	130	90
Total Rushing Plays	26	21
Average gain per rushing play	5.0	4.3
Tackles for a loss-number and yards	1-3	1-1
NET YARDS PASSING	282	327
Times thrown - yards lost attempting to pass	1-7	1-9
Gross yards passing	289	336
PASS ATTEMPTS-COMPLETIONS-HAD INTERCEPTED	31-24-4	38-32-2
Avg gain per pass play (inc. f thrown pass)	8.8	5.5
KICKOFFS Number-In End Zone-Touchbacks	8-4-0	5-2-1
PUNTS Number and Average	4-38.0	5-42.2
Had Blocked	0	0
FGs - PATs Had Blocked	0-0	0-0
Net Punting Average	28.0	32.2
TOTAL RETURN YARDAGE (Not Including Kickoffs)	78	0
No. and Yards Punt Returns	5-50	0-0
No. and Yards Kickoff Returns	1-32	4-84
No. and Yards Interception Returns	2-28	0-0
PENALTIES Number and Yards	14-136	9-86
FUMBLE Number and Lost	0-0	1-0
TOUCHDOWNS	4	3
Rushing	1	0
Passing	3	3
EXTRA POINTS Made-Attempts	4-4	3-3
Kicking Made-Attempts	4-4	1-1
Passing Made-Attempts	0-0	2-2
FIELD GOALS Made-Attempts	3-3	2-2
RED ZONE EFFICIENCY	14-25%	2-0-100%
GOAL TO GO EFFICIENCY	12-60%	1-1-100%
SAFETIES	0	0
FINAL SCORE	37	29
TIME OF POSSESSION	30:49	29:11

Oakland Raiders vs San Diego Chargers
10/25/2015 at Qualcomm Stadium

Final Individual Statistics

Oakland Raiders													San Diego Chargers												
RUSHING			ATT	YDS	AVG	LG	TD	RUSHING			ATT	YDS	AVG	LG	TD										
L.Murray			15	49	5.7	24	1	B.Oliver			9	35	3.9	15	0										
T.Jones			3	35	11.7	19	0	M.Gordon			7	29	4.1	11	0										
J.Donahue			2	4	2.0	3	0	D.Woodhead			5	26	5.2	6	0										
R.Helu			4	3	0.8	3	0																		
D.Carr			2	3	1.5	4	0																		
Total			26	130	5.0	24	1	Total			21	90	4.3	15	0										
PASSING			ATT	COMP	YDS	SK/TO	LG	IN	RT	PASSING			ATT	COMP	YDS	SK/TO	LG	IN	RT						
D.Carr			31	24	285	1.7	3	52	0	137.7	P.Rivers			38	38	336	1.9	3	31	2	83.7				
Total			31	24	285	1.7	3	52	0	137.7	Total			38	38	336	1.9	3	31	2	83.7				
PASS RECEIVING			TAR	REC	YDS	AVG	LG	TD	PASS RECEIVING			TAR	REC	YDS	AVG	LG	TD								
M.Crabtree			8	4	63	10.5	25	1	D.Woodhead			12	11	75	6.8	11	2								
A.Cooper			6	5	133	26.6	52	1	K.Allen			13	9	89	9.9	18	0								
M.Breece			3	3	15	5.0	6	0	B.Oliver			7	6	39	6.5	14	0								
C.Walford			2	2	42	21.0	23	1	S.S Johnson			8	4	50	12.5	23	0								
T.Jones			3	2	17	8.5	16	0	L.Green			9	4	45	11.3	31	1								
M.Rivers			3	2	11	5.5	7	0	D.Irman			2	2	26	13.0	17	0								
L.Smith			2	2	1	0.5	8	0	M.Plyatt			3	1	7	7.0	7	0								
S.Roberts			2	1	6	6.0	6	0	J.Phillips			1	1	5	5.0	5	0								
L.Murray			1	1	1	1.0	1	0																	
A.Helmus			1	0	0	0.0	0	0																	
Total			31	24	289	10.0	52	3	Total			35	38	336	6.8	31	3								
INTERCEPTIONS			NO	YDS	AVG	LG	TD	INTERCEPTIONS			NO	YDS	AVG	LG	TD										
L.Smith			1	27	27.0	27	0																		
D.Hayden			1	1	1.0	1	0																		
Total			2	28	14.0	27	0	Total			0	0	0.0	0	0										
PUNTING			NO	YDS	AVG	NET	TB	IN20	LG	PUNTING			NO	YDS	AVG	NET	TB	IN20	LG						
M.King			4	152	38.0	28.0	2	2	44	46	M.Scifres			5	211	42.2	32.2	0	0	46					
Total			4	152	38.0	28.0	2	2	44	46	Total			5	211	42.2	32.2	0	0	46					
PUNT RETURNS			NO	YDS	AVG	FC	LG	TD	PUNT RETURNS			NO	YDS	AVG	FC	LG	TD								
T.Carnie			5	50	10.0	0	18	0	J.Jones			0	0	0.0	1	0	0								
								[DOWNED]			1	0	0.0	0	0	0									
								[TOUCHBACK]			2	0	0.0	0	0	0									
Total			5	50	10.0	0	18	0	Total			0	0	0.0	1	0	0								
KICKOFF RETURNS			NO	YDS	AVG	FC	LG	TD	KICKOFF RETURNS			NO	YDS	AVG	FC	LG	TD								
T.Jones			1	32	32.0	0	32	0	J.Jones			4	84	21.0	0	22	0								
[TOUCHBACK]			1	0	0.0	0	0	0	[TOUCHBACK]			4	0	0.0	0	0									
Total			1	32	32.0	0	32	0	Total			4	84	21.0	0	22	0								

Oakland Raiders

FUMBLES	FUM	LOST	OWN-REC	YDS	TD	FORCED	OPP-REC	YDS	TD	OUT-BDS
D.Hayden	0	0	0	0	0	0	1	0	0	0
Total	0	0	0	0	0	0	1	0	0	0

San Diego Chargers

FUMBLES	FUM	LOST	OWN-REC	YDS	TD	FORCED	OPP-REC	YDS	TD	OUT-BDS
S.Johnson	1	0	1	0	0	0	0	0	0	0
Total	1	0	1	0	0	0	0	0	0	0

WEEK 8 RECAP – BALTIMORE 29, CHARGERS 26

The Chargers' losing streak stretched to four games as Baltimore kicked a 39-yard game-winning field goal with no time on the clock at M&T Bank Stadium to give the Ravens a 29-26 win. It was a disappointing loss for the Chargers, who just moments before had driven 49 yards in eight plays for a game-tying 49-yard field goal.

The game was a see-saw battle that featured six lead changes and nearly identical statistical lines for both teams. The first half ended with the Chargers taking a 16-13 lead on a 13-yard touchdown catch by **Keenan Allen** with just nine seconds remaining in the second quarter. **Philip Rivers** was sensational in the first half, completing 19 of 22 for 157 yards with two touchdowns and no interceptions. His other touchdown pass was a nine yarder to **Malcom Floyd** early in the second quarter.

Baltimore tied the game (16-16) with a 48-yard **Justin Tucker** field goal on the opening drive of the third quarter and then after an exchange of punts, the Chargers took a 23-16 lead when **Floyd** caught a perfectly thrown ball from Rivers on a post pattern and raced a career-long 70 yards for a touchdown. The Ravens would go on to score the game's next 10 points to take a 26-23 lead before **Josh Lambo** tied it with his 49-yard field goal with 2:27 left in the game. The Ravens came right back with a nine-play, 59-yard drive of their own and with no time left on the clock, Tucker hit from 39 yards out to give Baltimore the 29-26 win.

		1	2	3	4	OT	Total
VISITOR:	San Diego Chargers	3	13	7	3	0	26
HOME:	Baltimore Ravens	6	7	6	10	0	29

Scoring Plays

Team	Qtr	Time	Play Description (Extra Point) (Drive Info)	Visitor	Home
Ravens	1	9:54	J.Tucker 48 yd. Field Goal (8-31, 3:15)	0	3
Chargers	1	5:44	J.Lambo 42 yd. Field Goal (9-56, 4:10)	3	3
Ravens	1	2:36	J.Tucker 29 yd. Field Goal (8-70, 3:08)	3	6
Chargers	2	10:16	M.Floyd 9 yd. pass from P.Rivers (J.Lambo kick) (13-80, 7:20)	10	6
Ravens	2	4:54	C.Gillmore 3 yd. pass from J.Flacco (J.Tucker kick) (11-80, 5:22)	10	13
Chargers	2	0:09	K.Allen 13 yd. pass from P.Rivers (kick blocked) (14-80, 4:45)	16	13
Ravens	3	11:11	J.Tucker 48 yd. Field Goal (6-45, 3:49)	16	16
Chargers	3	2:54	M.Floyd 70 yd. pass from P.Rivers (J.Lambo kick) (3-70, 0:24)	23	16
Ravens	3	0:00	J.Tucker 45 yd. Field Goal (10-53, 2:54)	23	19
Ravens	4	4:34	J.Flacco 1 yd. run (J.Tucker kick) (6-38, 2:56)	23	26
Chargers	4	2:27	J.Lambo 49 yd. Field Goal (8-49, 2:07)	26	26
Ravens	4	0:00	J.Tucker 39 yd. Field Goal (9-59, 2:27)	26	29

San Diego Chargers vs Baltimore Ravens
11/1/2015 at M&T Stadium

Final Team Statistics

	Visitor Chargers	Home Ravens
TOTAL FIRST DOWNS	22	23
By Rushing	4	6
By Passing	15	14
By Penalty	3	3
THIRD DOWN EFFICIENCY	7-13-54%	5-12-42%
FOURTH DOWN EFFICIENCY	0-0-0%	1-1-100%
TOTAL NET YARDS	371	385
Total Offensive Plays (inc. times thrown passing)	64	65
Average gain per offensive play	5.8	5.6
NET YARDS RUSHING	81	72
Total Rushing Plays	26	25
Average gain per rushing play	3.1	2.9
Tackles for a loss-number and yards	2-2	1-7
NET YARDS PASSING	290	293
Times thrown -yards lost attempting to pass	1-11	3-26
Gross yards passing	301	319
PASS ATTEMPTS-COMPLETIONS-HAD INTERCEPTED	37-20-4	37-25-0
Avg gain per pass play (inc. # thrown passing)	7.8	7.3
KICKOFFS Number-4s-End Zone-Touchbacks	6-6-5	7-3-7
PUNTS Number and Average	4-4-43	2-0-0
Had Blocked	0	0
Figs - PATs Held Blocked	0	0
Net Punting Average	40.0	60.0
TOTAL RETURN YARDAGE (Net including Kickoffs)	-2	17
No. and Yards Punt Returns	1-2	2-17
No. and Yards Kickoff Returns	0-0	1-38
No. and Yards Interception Returns	0-0	0-0
PENALTIES Number and Yards	6-6	5-46
FUMBLES Number and Lost	1-0	1-0
TOUCHDOWNS	3	2
Rushing	0	1
Passing	3	1
EXTRA POINTS Made-Attempts	2-3	2-2
Kicking Made-Attempts	2-3	2-2
FIELD GOALS Made-Attempts	2-2	5-5
RED ZONE EFFICIENCY	2-2-100%	2-4-50%
GOAL TO GO EFFICIENCY	1-1-100%	2-2-100%
SAFETIES	0	0
FINAL SCORE	26	29
TIME OF POSSESSION	30:06	29:54

San Diego Chargers vs Baltimore Ravens
11/1/2015 at M&T Stadium

Final Individual Statistics

San Diego Chargers										Baltimore Ravens														
RUSHING	ATT	YDS	AVG	LG	TD	RUSHING	ATT	YDS	AVG	LG	TD	RUSHING	ATT	YDS	AVG	LG	TD							
M.Gordon	16	54	3.0	6	0	J.Frost	17	69	4.1	11	0	B.Oliver	4	18	4.5	4	0							
B.Oliver	4	18	4.5	4	0	J.Flacco	4	2	0.5	2	1	D.Woodhead	3	9	3.0	5	0							
D.Woodhead	3	9	3.0	5	0	J.Allen	4	1	0.3	4	0	P.Rivers	1	0	0.0	0	0							
P.Rivers	1	0	0.0	0	0	Total	26	81	3.1	6	0	Total	25	72	2.9	11	1							
Total	26	81	3.1	6	0	Total	25	72	2.9	11	1	Total	37	28	301	1011	7.0	0						
PASSING	ATT	COMP	YDS	SK/TO	LG	INT	RT	PASSING	ATT	COMP	YDS	SK/TO	LG	INT	RT	PASSING	ATT	COMP	YDS	SK/TO	LG	INT	RT	
P.Rivers	37	20	301	1/11	3	0	J.Flacco	37	25	319	3/26	1	46	0	103.3	P.Rivers	37	28	301	1/11	3	0	103.3	
Total	37	20	301	1/11	3	0	103.3	Total	37	25	319	3/26	1	46	0	103.3	Total	37	25	319	3/26	1	46	0
PASS RECEIVING	TAR	REC	YDS	AVG	LG	TD	PASS RECEIVING	TAR	REC	YDS	AVG	LG	TD	PASS RECEIVING	TAR	REC	YDS	AVG	LG	TD				
K.Allen	5	5	35	7.0	13	1	K.Allen	6	6	62	10.3	18	0	M.Gordon	6	5	7	1.4	4	0				
M.Gordon	6	5	7	1.4	4	0	S.Smith	7	5	82	16.4	46	0	M.Floyd	6	4	92	23.0	70	2				
M.Floyd	6	4	92	23.0	70	2	C.Givens	4	3	57	19.0	39	0	A.Gates	5	4	56	14.0	30	0				
A.Gates	5	4	56	14.0	30	0	J.Allen	4	3	30	10.0	19	0	D.Woodhead	3	2	26	10.0	26	0				
D.Woodhead	3	2	26	10.0	26	0	J.Jones	6	3	21	7.0	12	0	S.Smith	4	2	28	14.0	23	0				
S.Smith	4	2	28	14.0	23	0	C.Gillmore	4	2	8	4.0	5	1	B.Oliver	2	2	14	8.0	10	0				
B.Oliver	2	2	14	8.0	10	0	K.Kuczyk	2	1	39	39.0	39	0	J.Philips	2	2	11	5.5	7	0				
J.Philips	2	2	11	5.5	7	0	N.Boyle	2	1	15	15.0	15	0	D.Jimman	2	1	10	10.0	10	0				
D.Jimman	2	1	10	10.0	10	0	J.Frost	1	1	5	5.0	5	0	L.Green	1	1	10	10.0	10	0				
L.Green	1	1	10	10.0	10	0	M.Brown	1	0	0	0.0	0	0	Total	36	28	301	1018	7.0	3				
Total	36	28	301	1018	7.0	3	Total	37	25	319	12.8	46	1	Total	36	28	301	1018	7.0	3				
INTERCEPTIONS	NO	YDS	AVG	LG	TD	INTERCEPTIONS	NO	YDS	AVG	LG	TD	INTERCEPTIONS	NO	YDS	AVG	LG	TD							
Total	0	0	0.0	0	0	Total	0	0	0.0	0	0	Total	0	0	0.0	0	0							
PUNTING	NO	YDS	AVG	NET	TB	INTD	PUNTING	NO	YDS	AVG	NET	TB	INTD	PUNTING	NO	YDS	AVG	NET	TB	INTD	LG			
M.Schres	4	177	44.3	40.0	0	1	S.Moach	2	122	61.0	62.0	0	1	62	Total	4	177	44.3	40.0	0	1			
Total	4	177	44.3	40.0	0	1	62	Total	2	122	61.0	62.0	0	1	62	Total	4	177	44.3	40.0	0	1		
PUNT RETURNS	NO	YDS	AVG	FC	LG	PUNT RETURNS	NO	YDS	AVG	FC	LG	PUNT RETURNS	NO	YDS	AVG	FC	LG							
J.Jones	1	-2	-2.0	0	-2	J.Jones	2	17	8.5	1	17	0	(DOWNE) [1]	1	0	0.0	0	0	0	0				
(DOWNE) [1]	1	0	0.0	0	0	(OUT OF BOUNDS)	1	0	0.0	0	0	Total	1	-2	-2.0	0	0							
Total	1	-2	-2.0	0	0	Total	2	17	8.5	1	17	0	Total	1	-2	-2.0	0	0	0					
KICKOFF RETURNS	NO	YDS	AVG	FC	LG	KICKOFF RETURNS	NO	YDS	AVG	FC	LG	KICKOFF RETURNS	NO	YDS	AVG	FC	LG							
(TOUCHBACK)	7	0	0.0	0	0	R.Moest	1	33	33.0	0	33	0	(TOUCHBACK)	5	0	0.0	0	0						
(TOUCHBACK)	5	0	0.0	0	0	Total	1	33	33.0	0	33	0	Total	0	0	0.0	0	0						
Total	0	0	0.0	0	0	Total	1	33	33.0	0	33	0	Total	0	0	0.0	0	0						
San Diego Chargers	FUMLES	FUM	LOST	OWN-REC	YDS	TD	FORCED	OPP-REC	YDS	TD	OUT-80S	Baltimore Ravens	FUMLES	FUM	LOST	OWN-REC	YDS	TD	FORCED	OPP-REC	YDS	TD	OUT-80S	
P.Rivers	1	0	1	-2	0	0	0	0	0	0	0	J.Flacco	1	0	1	-4	0	0	0	0	0	0		
Total	1	0	1	-2	0	0	0	0	0	0	0	Total	1	0	1	-4	0	0	0	0	0	0		
Total	1	0	1	-2	0	0	0	0	0	0	0	Total	1	0	1	-4	0	0	0	0	0	0		

WEEK 9 RECAP – CHICAGO 22, CHARGERS 19

The Chargers' losing streak stretched to five games as the Bolts fell to the Chicago Bears, 22-19, in a Monday Night Football game at Qualcomm Stadium.

The Chargers scored the game's first 13 points and led 16-7 at halftime, but Chicago came back with 15 points in the fourth quarter to overtake the Bolts. San Diego's first 13 points came on a 14-yard touchdown catch by **Danny Woodhead** on the game's opening possession and a 68-yard interception return by **Jason Verrett** in the second quarter. The Bolts missed the extra point after the Verrett touchdown but added a late second-quarter field goal to take the 16-7 halftime lead.

Neither team scored in the third quarter, but Chicago cut their deficit to 16-14 on a one-yard touchdown run early in the fourth quarter. The Chargers answered with a field goal drive of their own to stretch their lead to 19-14, but Bears' tight end **Zach Miller** came back with a 25-yard one-handed touchdown catch, followed by a two-point conversion, and Chicago claimed a 22-19 lead. The Chargers had the ball back one final time and drove into Bears' territory, but back-to-back sacks by **Lamarri Houston** stalled the drive and the Bolts ended up turning the ball over on downs, allowing Chicago to run out the clock for the victory.

		1	2	3	4	OT	Total
VISITOR:	Chicago Bears	0	7	0	15	0	22
HOME:	San Diego Chargers	7	9	0	3	0	19

Scoring Plays

Team	Qtr	Time	Play Description (Extra Point) (Drive Info)	Visitor	Home
Chargers	1	6:50	D.Woodhead 14 yd. pass from P.Rivers (J.Lambo kick) (8-63, 4:42)	0	7
Chargers	2	9:58	J.Verrett 68 yd. interception return (kick failed, w/)	0	13
Bears	2	6:53	M.Bennett 1 yd. pass from J.Cutler (R.Gould kick) (7-80, 3:05)	7	13
Chargers	2	0:03	J.Lambo 31 yd. Field Goal (11-81, 2:03)		7
Bears	4	14:02	J.Langford 1 yd. run (R.Gould kick) (15-93, 8:16)	14	16
Chargers	4	7:53	J.Lambo 22 yd. Field Goal (14-76, 6:09)	14	19
Bears	4	3:19	Z.Miller 25 yd. pass from J.Cutler (J.Langford run) (10-80, 4:34)	22	19

Chicago Bears vs San Diego Chargers
11/9/2015 at Qualcomm Stadium

Final Team Statistics

	Visitor Bears	Home Chargers
TOTAL FIRST DOWNS	25	19
By Rushing	5	5
By Passing	20	12
By Penalty	0	2
THIRD DOWN EFFICIENCY	9-16-60%	7-15-54%
FOURTH DOWN EFFICIENCY	0-0-0%	0-1-0%
TOTAL NET YARDS	446	339
Total Offensive Plays (inc. times thrown passing)	70	63
Average gain per offensive play	6.4	5.4
NET YARDS RUSHING	109	77
Total Rushing Plays	29	19
Average gain per rushing play	3.8	4.1
Tackles for a loss-number and yards	2-3	0-0
NET YARDS PASSING	337	262
Times thrown -yards lost attempting to pass	1-8	2-18
Gross yards passing	345	280
PASS ATTEMPTS-COMPLETIONS-HAD INTERCEPTED	40-27-1	42-28-0
Avg gain per pass play (inc. f thrown passing)	8.2	6.0
KICKOFFS Number-In End Zone-Touchbacks	4-4-3	5-4-3
PUNTS Number and Average	2-42-5	4-38-8
Had Blocked	0	0
FGs- PATs Had Blocked	0-0	0-0
Net Punting Average	42.5	34.3
TOTAL RETURN YARDAGE (Net Including Kickoffs)	22	68
No. and Yards Punt Returns	2-22	0-0
No. and Yards Kickoff Returns	2-46	1-24
No. and Yards Interception Returns	0-0	1-68
PENALTIES Number and Yards	6-85	6-84
FUMBLES Number and Lost	1-1	1-1
TOUCHDOWNS	3	2
Rushing	1	0
Passing	2	1
Interceptions	0	1
EXTRA POINTS Made-Attempts	5-3	1-2
Kicking Made-Attempts	2-2	1-2
Rushing Made-Attempts	1-1	0-0
FIELD GOALS Made-Attempts	0-2	2-2
RED ZONE EFFICIENCY	24-60%	1-32%
GOAL TO GO EFFICIENCY	2-2-100%	0-1-0%
SAFETIES	0	0
FINAL SCORE	22	19
TIME OF POSSESSION	33:35	28:25

Chicago Bears vs San Diego Chargers
11/9/2015 at Qualcomm Stadium

Final Individual Statistics

Chicago Bears											San Diego Chargers																														
RUSHING						PASSING					RUSHING						PASSING																								
ATT	YDS	AVG	LG	TD		ATT	COMP	YDS	SK	YD/ LG	INT	ATT	YDS	AVG	LG	TD	ATT	COMP	YDS	SK	YD/ LG	INT																			
J.Langford	18	72	4.0	16	1	J.Cutler	42	26	280	2/18	1	J.Langford	6	32	5.5	15	0	K.Carey	7	28	4.0	8	0	M.Gordon	11	31	2.8	5	0												
K.Carey	7	28	4.0	8	0	A.Smith	1	11	11.0	11	0	D.Brown	2	13	6.5	10	0	A.Smith	1	11	11.0	11	0	J.Cutler	3	-2	-0.7	0	0	Total	29	109	3.8	16	1	Total	19	77	4.1	15	0
A.Smith	1	11	11.0	11	0	J.Cutler	40	27	345	1/8	2	P.Rivers	42	26	280	2/18	1	J.Cutler	40	27	345	1/8	2	P.Rivers	42	26	280	2/18	1	Total	40	27	345	1/8	2	Total	42	26	280	2/18	1
J.Cutler	3	-2	-0.7	0	0	Total	40	27	345	1/8	2	Total	42	26	280	2/18	1	Total	40	27	345	1/8	2	Total	42	26	280	2/18	1												
Total	29	109	3.8	16	1	PASS RECEIVING	TAR	REC	YDS	AVG	LG	TD	PASS RECEIVING	TAR	REC	YDS	AVG	LG	TD	PASS RECEIVING	TAR	REC	YDS	AVG	LG	TD															
J.Langford	16	10	151	15.1	47	0	J.Alfrey	10	7	48	6.7	16	0	J.Alfrey	10	7	48	6.7	16	0	M.Bennett	9	8	57	7.1	17	1	M.Bennett	10	6	38	3.8	16	1							
M.Bennett	9	8	57	7.1	17	1	J.Langford	4	3	20	5.0	31	0	A.Gates	11	6	49	11.5	40	0	J.Langford	4	3	20	5.0	31	0	A.Gates	11	6	49	11.5	40	0							
J.Langford	4	3	20	5.0	31	0	M.Morani	3	2	23	11.5	13	0	D.Orteman	5	5	28	6.3	14	0	M.Morani	3	2	23	11.5	13	0	D.Orteman	5	5	28	6.3	14	0							
M.Morani	3	2	23	11.5	13	0	Z.Miller	2	2	23	11.5	25	1	M.Gordon	3	3	25	8.3	15	0	Z.Miller	2	2	23	11.5	25	1	M.Gordon	3	3	25	8.3	15	0							
Z.Miller	2	2	23	11.5	25	1	M.Wilson	3	1	15	15.0	15	0	J.Hendson	2	1	12	12.0	12	0	M.Wilson	3	1	15	15.0	15	0	J.Hendson	2	1	12	12.0	12	0							
M.Wilson	3	1	15	15.0	15	0	J.Bellamy	1	1	6	6.0	6	0	M.Floyd	1	0	0	0.0	0	0	J.Bellamy	1	1	6	6.0	6	0	M.Floyd	1	0	0	0.0	0	0							
J.Bellamy	1	1	6	6.0	6	0	Total	38	27	345	12.8	47	2	Total	42	26	280	10.8	40	1	Total	38	27	345	12.8	47	2	Total	42	26	280	10.8	40	1							
Total	38	27	345	12.8	47	2	INTERCEPTIONS	NO	YDS	AVG	LG	TD	INTERCEPTIONS	NO	YDS	AVG	LG	TD	INTERCEPTIONS	NO	YDS	AVG	LG	TD																	
J.Verrett	1	68	68.0	68	1	Total	0	0	0	0	0	Total	1	68	68.0	68	1	Total	1	68	68.0	68	1																		
Total	0	0	0	0	0	PUNTING	NO	YDS	AVG	NET	TB	IN20	LG	PUNTING	NO	YDS	AVG	NET	TB	IN20	LG																				
P.O'Donnell	2	85	42.5	42.5	0	1	M.Schivo	4	159	39.8	34.3	0	1	P.O'Donnell	2	85	42.5	42.5	0	1	M.Schivo	4	159	39.8	34.3	0	1														
M.Schivo	4	159	39.8	34.3	0	1	Total	2	85	42.5	42.5	0	1	Total	4	159	39.8	34.3	0	1																					
Total	2	85	42.5	42.5	0	1	POINT RETURNS	NO	YDS	AVG	FC	LG	TD	POINT RETURNS	NO	YDS	AVG	FC	LG	TD																					
M.Morani	2	22	11.0	1	12	0	J.Hendson	0	0	0.0	2	0	M.Morani	2	22	11.0	1	12	0	J.Hendson	0	0	0.0	2	0																
J.Hendson	0	0	0.0	2	0	0	Total	1	1	1.0	0	0	Total	1	1	1.0	0	0																							
Total	2	22	11.0	1	12	0	KICKOFF RETURNS	NO	YDS	AVG	FC	LG	TD	KICKOFF RETURNS	NO	YDS	AVG	FC	LG	TD																					
M.Morani	1	30	30.0	0	30	0	J.Hendson	1	24	24.0	0	24	0	M.Morani	1	30	30.0	0	30	0	J.Hendson	1	24	24.0	0	24	0														
J.Hendson	1	24	24.0	0	24	0	K.Carey	1	16	16.0	0	16	0	K.Carey	1	16	16.0	0	16	0																					
K.Carey	1	16	16.0	0	16	0	[TOUCHBACK]	3	0	0.0	0	0	0	[TOUCHBACK]	3	0	0.0	0	0	0																					
[TOUCHBACK]	3	0	0.0	0	0	0	Total	2	46	23.0	0	30	0	Total	1	24	24.0	0	24	0																					
Total	2	46	23.0	0	30	0	Chicago Bears	FUM	LOST	OWN-REC	YDS	TD	FORCED	OPP-REC	YDS	TD	OUT-BDS																								
J.Cutler	1	1	0	0	0	0	J.Cutler	1	1	0	0	0	0	J.Cutler	0	0	0	0	0																						
P.Parker	0	0	0	0	0	1	P.Parker	0	0	0	0	0	1	P.Parker	0	0	0	0	0																						
C.Jones	0	0	0	0	0	0	C.Jones	0	0	0	0	0	1	C.Jones	0	0	0	0	0																						
Total	1	1	0	0	0	1	Total	1	1	0	0	0	1	Total	1	1	0	0	0																						
San Diego Chargers	FUM	LOST	OWN-REC	YDS	TD	FORCED	OPP-REC	YDS	TD	OUT-BDS																															
D.Orteman	1	1	0	0	0	0	D.Orteman	0	0	0	0	0																													
M.Morani	0	0	0	0	0	1	M.Morani	0	0	0	0	1																													
E.Washburn	0	0	0	0	0	0	E.Washburn	0	0	0	0	0																													
Total	1	1	0	0	0	1	Total	1	1	0	0	0																													

WEEK 11 RECAP – KANSAS CITY 33, CHARGERS 3

The Chargers dropped their sixth-straight, falling to Kansas City, 33-3, at Qualcomm Stadium. The Bolts' lone points came via a 52-yard **Josh Lambo** field goal in the second quarter.

The game was close early on as the Chargers were within 12-3 at halftime, but the Chiefs pulled away with 21 points in the second half.

		1	2	3	4	OT	Total
VISITOR:	Kansas City Chiefs	6	6	7	14	0	33
HOME:	San Diego Chargers	0	3	0	0	0	3

Scoring Plays

Team	Qtr	Time	Play Description (Extra Point) (Drive Info)	Visitor	Home
Chiefs	1	2:09	D.Poe 1 yd. run (kick failed, wr) (9-71, 5:26)	6	0
Chargers	2	12:09	J.Lambo 52 yd. Field Goal (11-46, 5:00)	6	3
Chiefs	2	5:53	C.Santos 28 yd. Field Goal (11-70, 6:16)	9	3
Chiefs	2	0:03	C.Santos 24 yd. Field Goal (9-80, 2:14)	12	3
Chiefs	3	3:27	J.Houston 17 yd. interception return (C.Santos kick)	19	3
Chiefs	4	6:11	S.Ware 3 yd. run (C.Santos kick) (6-77, 3:39)	26	3
Chiefs	4	2:32	S.Ware 3 yd. run (C.Santos kick) (3-24, 1:41)	33	3

Kansas City Chiefs vs San Diego Chargers
11/22/2015 at Qualcomm Stadium

Final Team Statistics

	Visitor Chiefs	Home Chargers
TOTAL FIRST DOWNS	22	14
By Rushing	9	5
By Passing	10	7
By Penalty	3	2
THIRD DOWN EFFICIENCY	5-12-42%	4-13-31%
FOURTH DOWN EFFICIENCY	1-1-100%	0-1-0%
TOTAL NET YARDS	385	201
Total Offensive Plays (inc. times thrown passing)	99	58
Average gain per offensive play	6.5	3.5
NET YARDS RUSHING	153	52
Total Rushing Plays	31	25
Average gain per rushing play	4.9	2.1
Tackles for a loss-number and yards	2-3	2-5
NET YARDS PASSING	232	149
Times thrown – yards lost attempting to pass	9-32	9-39
Gross yards passing	253	178
PASS ATTEMPTS-COMPLETIONS-HAD INTERCEPTED	25-20-4	30-19-1
Avg gain per pass play (inc. if thrown passing)	8.3	4.5
KICKOFFS Number-In End Zone-Touchbacks	7-6-5	2-0-2
PUNTS Number and Average	5-40-6	6-48-8
Had Blocked	0	0
FGs - PATs Had Blocked	0-0	0-0
Net Punting Average	40.0	44.7
TOTAL RETURN YARDAGE (Not Including Kickoffs)	38	0
No. and Yards Punt Returns	2-13	1-0
No. and Yards Kickoff Returns	0-0	2-19
No. and Yards Interception Returns	1-17	0-0
PENALTIES Number and Yards	5-35	6-39
FUMBLES Number and Lost	0-0	1-1
TOUCHDOWNS	4	0
Rushing	3	0
Passing	0	0
Interceptions	1	0
EXTRA POINTS Made-Attempts	3-4	0-0
Kicking Made-Attempts	3-4	0-0
FIELD GOALS Made-Attempts	2-2	1-1
RED ZONE EFFICIENCY	35-60%	0-0-0%
GOAL TO GO EFFICIENCY	3-4-75%	0-0-0%
SAFETIES	0	0
FINAL SCORE	33	3
TIME OF POSSESSION	32:28	28:32

Kansas City Chiefs vs San Diego Chargers
11/22/2015 at Qualcomm Stadium

Final Individual Statistics

Kansas City Chiefs										San Diego Chargers									
RUSHING		ATT	YDS	AVG	LG	TD	RUSHING		ATT	YDS	AVG	LG	TD						
S.Ware	11	46	8.7	52	2	M.Gordon	15	37	2.5	10	0								
A.Smith	7	23	4.7	10	0	P.Rivers	4	8	2.0	5	0								
C.West	11	16	1.5	6	0	D.Woodhead	6	7	1.2	5	0								
D.Thomas	1	7	7.0	7	0														
D.Poe	1	1	1.0	1	1														
Total	31	153	4.9	52	3	Total	25	52	2.1	10	0								
PASSING		ATT	COMP	YDS	SK/YD	LG	INT	PASSING		ATT	COMP	YDS	SK/YD	LG	INT				
A.Smith	25	20	253	3.2/1	0	47	0	P.Rivers	30	19	178	3.2/9	0	27	1				
Total	25	20	253	3.2/1	0	47	0	Total	30	19	178	3.2/9	0	27	1				
PASS RECEIVING		TAR	REC	YDS	AVG	LG	TD	PASS RECEIVING		TAR	REC	YDS	AVG	LG	TD				
T.Kelce	7	5	46	9.2	16	0	S.Johnson	8	7	54	7.7	13	0						
A.Wilson	4	4	56	14.0	27	0	J.Herron	7	5	37	7.4	10	0						
J.McKin	6	3	29	9.7	10	0	D.Linman	5	3	51	10.0	27	0						
C.West	2	2	48	24.0	47	0	M.Gordon	1	1	12	12.0	12	0						
J.Avent	2	2	26	13.0	20	0	L.Green	3	1	9	9.0	9	0						
D.Harris	2	2	26	13.0	25	0	D.Woodhead	2	1	9	9.0	9	0						
C.Conley	1	1	17	17.0	17	0	A.Gates	3	1	6	6.0	6	0						
S.Ware	1	1	5	5.0	5	0	T.Williams	1	0	0	0.0	0	0						
Total	25	20	253	12.7	47	0	Total	30	19	178	9.4	27	0						
INTERCEPTIONS		NO	YDS	AVG	LG	TD	INTERCEPTIONS		NO	YDS	AVG	LG	TD						
J.Houston	1	17	17.0	17	1														
Total	1	17	17.0	17	1	Total	0	0	0	0	0	0							
PUNTING		NO	YDS	AVG	NET	TD	IN20	LG	PUNTING		NO	YDS	AVG	NET	TD	IN20	LG		
D.Colepitt	5	203	40.6	40.6	0	4	4	43	M.Schro	6	281	46.8	44.7	0	2	57			
Total	5	203	40.6	40.6	0	4	4	43	Total	6	281	46.8	44.7	0	2	57			
PUNT RETURNS		NO	YDS	AVG	FC	LG	TD	PUNT RETURNS		NO	YDS	AVG	FC	LG	TD				
J.McKin	2	13	6.5	4	11	0	J.Herron	1	0	0.0	3	0	0	0					
Total	2	13	6.5	4	11	0	Total	1	0	0.0	3	0	0						
KICKOFF RETURNS		NO	YDS	AVG	FC	LG	TD	KICKOFF RETURNS		NO	YDS	AVG	FC	LG	TD				
[TOUCHBACK]	2	0	0.0	0	0	0	J.Herron	1	18	18.0	0	18	0						
							K.Emanuel	1	1	1.0	0	1	0						
							[TOUCHBACK]	5	0	0.0	0	0	0						
Total	0	0	0.0	0	0	0	Total	2	19	9.5	0	18	0						

Kansas City Chiefs

FUMBLES	FUM	LOST	OWN-REC	YDS	TD	FORCED	OPP-REC	YDS	TD	OUT-BDS
J.Fleming	0	0	0	0	0	0	1	0	0	0
Total	0	0	0	0	0	0	1	0	0	0

San Diego Chargers

FUMBLES	FUM	LOST	OWN-REC	YDS	TD	FORCED	OPP-REC	YDS	TD	OUT-BDS
J.Herron	1	1	0	0	0	0	0	0	0	0
Total	1	1	0	0	0	0	0	0	0	0

WEEK 12 RECAP – CHARGERS 31, JACKSONVILLE 25

The Chargers picked up their third win of the season in Jacksonville as they knocked off the Jaguars, 31-25. **Philip Rivers** tied his career high with four touchdown passes as part of a 300-yard game, while San Diego's defense played outstanding in the red zone, holding the Jaguars to just one touchdown in four trips inside the Bolts' 20.

The Jaguars scored the game's first six points on a pair of field goals before the Chargers exploded for 21 points in the second quarter, highlighted by two **Antonio Gates** touchdown catches just 65 seconds apart. **Dontrelle Inman** caught the quarter's first touchdown on a two-yard pass from Rivers. Late in the second quarter, Gates capped off a 13-play, 85-yard drive with a nine-yard touchdown catch. Then on the third play of the Jaguars' next

drive, **Manti Te'o** intercepted **Blake Bortles** and the Bolts had the ball at Jacksonville's 22. Three plays later, Gates caught his second touchdown from 12 yards out and the Chargers led 21-9 at the half.

The teams exchanged field goals in the third quarter as San Diego held onto a 12-point lead (24-12), but the Jaguars cut it to five early in the fourth when **Julius Thomas** caught a 21-yard scoring pass from Bortles. The Chargers answered back with a 14-play, 80-yard drive capped off with a five-yard **Stevie Johnson** touchdown catch and the Bolts' pushed their lead back to 12 at 31-19. **Allen Robinson** caught an eight-yard touchdown pass with 1:21 remaining as the Jaguars climbed back to within six to finalize the scoring, 31-25.

		1	2	3	4	OT	Total
VISITOR:	San Diego Chargers	0	21	3	7	0	31
HOME:	Jacksonville Jaguars	6	3	3	13	0	25

Scoring Plays

Team	Qtr	Time	Play Description (Extra Point) (Drive Info)	Visitor	Home
Jaguars	1	10:39	J.Myers 22 yd. Field Goal (10-76, 4:21)	0	3
Jaguars	1	4:43	J.Myers 51 yd. Field Goal (8-53, 3:41)	0	6
Chargers	2	14:21	D.Inman 2 yd. pass from P.Rivers (J.Lambo kick) (7-63, 1:37)	7	6
Jaguars	2	7:04	J.Myers 27 yd. Field Goal (6-36, 2:02)	7	9
Chargers	2	1:50	A.Gates 9 yd. pass from P.Rivers (J.Lambo kick) (13-83, 5:14)	14	9
Chargers	2	0:45	A.Gates 12 yd. pass from P.Rivers (J.Lambo kick) (3-22, 0:16)	21	9
Jaguars	3	10:03	J.Myers 28 yd. Field Goal (7-35, 2:27)	21	12
Chargers	3	1:02	J.Lambo 28 yd. Field Goal (13-56, 6:30)	24	12
Jaguars	4	10:58	J.Thomas 21 yd. pass from B.Bortles (J.Myers kick) (12-80, 5:04)	24	19
Chargers	4	4:45	S.Johnson 5 yd. pass from P.Rivers (J.Lambo kick) (14-80, 6:13)	31	19
Jaguars	4	1:21	A.Robinson 8 yd. pass from B.Bortles (kick failed, wr) (2-14, 0:09)	31	25

San Diego Chargers vs Jacksonville Jaguars
11/29/2015 at EverBank Field

Final Team Statistics

	Visitor Chargers	Home Jaguars
TOTAL FIRST DOWNS	24	20
By Rushing	4	4
By Passing	19	15
By Penalty	1	1
THIRD DOWN EFFICIENCY	6-14-43%	5-15-33%
FOURTH DOWN EFFICIENCY	1-1-100%	2-3-67%
TOTAL NET YARDS	369	400
Total Offensive Plays (inc. times thrown pass)	71	70
Average gain per offensive play	5.2	6.0
NET YARDS RUSHING	129	102
Total Rushing Plays	26	19
Average gain per rushing play	5.0	5.4
Tackles for a loss-number and yards	3-7	1-1
NET YARDS PASSING	240	318
Times thrown - yards lost attempting to pass	2-10	2-11
Gross yards passing	300	329
PASS ATTEMPTS-COMPLETIONS-HAD INTERCEPTED	43-29-0	49-30-1
Avg gain per pass play (inc. if thrown passing)	6.4	6.2
KICKOFFS Number-4 End-Zone-Touchbacks	6-6-6	7-5-5
PUNTS Number and Average	6-41.2	5-41.3
Had Blocked	1	0
FGs - PATs Had Blocked	0-0	0-0
Net Punting Average	36.5	30.3
TOTAL RETURN YARDAGE (Not Including Kickoffs)	44	28
No. and Yards Punt Returns	2-33	3-28
No. and Yards Kickoff Returns	1-13	0-0
No. and Yards Interception Returns	1-11	0-0
PENALTIES Number and Yards	6-70	6-35
FUMBLE Number and Lost	0-0	0-0
TOUCHDOWNS	4	2
Rushing	0	0
Passing	4	2
EXTRA POINTS Made-Attempts	4-4	1-2
Kicking Made-Attempts	4-4	1-2
FIELD GOALS Made-Attempts	1-1	4-4
RED ZONE EFFICIENCY	45-60%	14-25%
GOAL TO GO EFFICIENCY	3-4-75%	0-0-0%
SAFETIES	0	0
FINAL SCORE	31	25
TIME OF POSSESSION	31:24	28:36

San Diego Chargers vs Jacksonville Jaguars
11/29/2015 at EverBank Field

Final Individual Statistics

San Diego Chargers											Jacksonville Jaguars										
RUSHING	ATT	YDS	AVG	LG	TD	RUSHING	ATT	YDS	AVG	LG	TD	PASSING	ATT	CMP	YDS	SK/YD	LG	INT	RT		
M.Cordun	14	60	4.3	14	0	T.Yeldon	9	36	4.0	21	0	P.Rivers	49	30	329	2/11	2	34	1	86.2	
P.Rivers	5	9	1.8	8	0	B.Bortles	6	33	5.5	10	0	Total	49	30	329	2/11	2	34	1	86.2	
D.Woodhead	4	8	2.0	6	0	D.Robinson	3	23	7.7	19	0	P.Rivers	43	29	300	2/10	4	27	0	78.8	
D.Brown	3	2	0.7	3	0	M.Lee	1	10	10.0	10	0	Total	43	29	300	2/10	4	27	0	78.8	
Total	26	79	3.0	14	0	Total	19	102	5.4	21	0	PASS RECEIVING	TAR	REC	YDS	AVG	LG	TD			
PASSING											PASSING										
P.Rivers	43	29	300	2/10	4	27	0	78.8	B.Bortles	49	30	329	2/11	2	34	1	86.2				
Total	43	29	300	2/10	4	27	0	78.8	Total	49	30	329	2/11	2	34	1	86.2				
PASS RECEIVING											PASS RECEIVING										
S.Johnson	10	7	92	13.1	25	1	J.Thomas	10	9	116	12.9	34	1								
D.Woodhead	6	6	39	6.5	11	0	A.Robinson	11	5	56	11.2	25	1								
D.Inman	9	5	65	10.0	23	1	T.Yeldon	5	4	46	11.5	20	0								
M.Gordon	5	5	20	4.0	16	0	A.Hams	9	4	42	10.5	29	0								
A.Gates	4	4	53	13.3	27	2	R.Green	3	3	17	5.7	8	0								
L.Green	1	1	19	19.0	19	0	M.Lewis	2	1	24	24.0	24	0								
M.Floyd	4	1	12	12.0	12	0	C.Harbor	2	1	12	12.0	12	0								
D.Brown	2	0	0	0.0	0	0	D.Robinson	1	1	9	9.0	9	0								
Total	43	29	300	10.3	27	4	Total	49	30	329	11.0	34	2								
INTERCEPTIONS											INTERCEPTIONS										
M.Te'o	1	11	11.0	11	0																
Total	1	11	11.0	11	0	Total	0	0	0	0	0										
PUNTING											PUNTING										
M.Schiff	5	247	49.4	36.5	0	1	54	B.Anger	3	124	41.3	30.3	0	1	51						
(BLOCKED)	1	0	0.0	0	0																
Total	6	247	41.2	36.5	0	1	54	Total	3	124	41.3	30.3	0	1	51						
PUNT RETURNS											PUNT RETURNS										
J.Hendson	2	33	16.5	1	18	0	R.Green	3	28	9.3	2	15	0								
Total	2	33	16.5	1	18	0	Total	3	28	9.3	2	15	0								
KICKOFF RETURNS											KICKOFF RETURNS										
J.Hendson	1	13	13.0	0	13	0	(TOUCHBACK)	6	0	0.0	0	0	0								
(OUT OF BOUNDS)	1	0	0.0	0	0																
(TOUCHBACK)	5	0	0.0	0	0																
Total	1	13	13.0	0	13	0	Total	0	0	0.0	0	0	0								
San Diego Chargers											Jacksonville Jaguars										
FUMBLE	FUM	LOST	OWN-REC	YDS	TD	FORCED	OPP-REC	YDS	TD	OUT-BDS											
Total	0	0	0	0	0	0	0	0	0	0											
San Diego Chargers											Jacksonville Jaguars										
FUMBLE	FUM	LOST	OWN-REC	YDS	TD	FORCED	OPP-REC	YDS	TD	OUT-BDS											
Total	0	0	0	0	0	0	0	0	0	0											

WEEK 13 RECAP — DENVER 17, CHARGERS 3

The Chargers record slipped to 3-9 on the season after the Bolts fell to the Denver Broncos, 17-3, at Qualcomm Stadium.

All of the game's scoring took place in the first two quarters. Denver scored a touchdown on the opening series of the game for a 7-0 lead and late in the first quarter, the lead grew to 14-0 when linebacker **Danny Trevathan** returned an interception 25 yards for a score. The teams traded field goals in the second quarter, including a 51-yarder by the Bolts' **Josh Lambo**.

San Diego's defense played well, holding Denver to just 10 points on the afternoon, while allowing the Broncos just 293 total yards. Melvin Ingram recorded the team's only sack and Jason Verrett intercepted Brock Osweiler in the end zone for the Bolts' lone takeaway.

		1	2	3	4	OT	Total
VISITOR:	Denver Broncos	14	3	0	0	0	17
HOME:	San Diego Chargers	0	3	0	0	0	3

Scoring Plays

Team	Qtr	Time	Play Description (Extra Point) (Drive Info)	Visitor	Home
Broncos	1	11:15	D.Thomas 3 yd. pass from B.Osweiler (B.McManus kick) (8-76, 3:45)	7	0
Broncos	1	0:04	D.Trevathan 25 yd. interception return (B.McManus kick)	14	0
Broncos	2	5:26	B.McManus 23 yd. Field Goal (14-46, 7:18)	17	0
Chargers	2	1:41	J.Lambo 51 yd. Field Goal (9-47, 3:45)	17	3

Denver Broncos vs San Diego Chargers
12/6/2015 at Qualcomm Stadium

Final Team Statistics

Denver Broncos vs San Diego Chargers
12/6/2015 at Qualcomm Stadium

Final Individual Statistics

		Denver Broncos										San Diego Chargers																																																																																																																															
		RUSHING					PASSING					RUSHING					PASSING																																																																																																																										
	Visitor Broncos	Att	Yds	TD	Avg	LG	TD	Att	Comp	Yds	SK/YD	TD	LG	Int	Att	Yds	TD	Avg	LG	TD	Att	Comp	Yds	SK/YD	TD	LG	Int																																																																																																																
TOTAL FIRST DOWNS	19																																																																																																																																										
By Rushing	9																																																																																																																																										
By Passing	8																																																																																																																																										
By Penalty	2																																																																																																																																										
THIRD DOWN EFFICIENCY	6-13-40%																																																																																																																																										
FOURTH DOWN EFFICIENCY	0-0%																																																																																																																																										
TOTAL NET YARDS	203																																																																																																																																										
Total Offensive Plays (inc. times thrown passing)	86																																																																																																																																										
Average gain per offensive play	4.4																																																																																																																																										
NET YARDS RUSHING	134																																																																																																																																										
Total Rushing Plays	39																																																																																																																																										
Average gain per rushing play	3.4																																																																																																																																										
Tackles for a loss-number and yards	3-5																																																																																																																																										
NET YARDS PASSING	159																																																																																																																																										
Times thrown - yards lost attempting to pass	1-7																																																																																																																																										
Gross yards passing	166																																																																																																																																										
PASS ATTEMPTS-COMPLETIONS-HAD INTERCEPTED	25-16-1																																																																																																																																										
Avg gain per pass play (inc. if thrown passing)	5.9																																																																																																																																										
KICKOFFS Number-In End Zone-Touchbacks	4-4-3																																																																																																																																										
PUNTS Number and Average	5-36.6																																																																																																																																										
Had Blocked	0																																																																																																																																										
Fbs - PATs Had Blocked	0-0																																																																																																																																										
Net Punting Average	31.8																																																																																																																																										
TOTAL RETURN YARDAGE (Not Including Kickoffs)	46																																																																																																																																										
No. and Yards Punt Returns	1-21																																																																																																																																										
No. and Yards Kickoff Returns	1-24																																																																																																																																										
No. and Yards Interception Returns	1-25																																																																																																																																										
PENALTIES Number and Yards	5-18																																																																																																																																										
FUMBLE Number and Lost	0-0																																																																																																																																										
TOUCHDOWNS	2																																																																																																																																										
Rushing	0																																																																																																																																										
Passing	1																																																																																																																																										
Interceptions	1																																																																																																																																										
EXTRA POINTS Made-Attempts	2-2																																																																																																																																										
Kicking Made-Attempts	2-2																																																																																																																																										
FIELD GOALS Made-Attempts	1-2																																																																																																																																										
RED ZONE EFFICIENCY	12-50%																																																																																																																																										
GOAL TO GO EFFICIENCY	12-50%																																																																																																																																										
SAFETIES	0																																																																																																																																										
FINAL SCORE	17																																																																																																																																										
TIME OF POSSESSION	32:57																																																																																																																																										
RUSHING																																																																																																																																											
R.Hillman	11	56	27	11	0	M.Gordon	12	55	4.6	21	0	C.Anderson	7	42	6.0	22	0	D.Brown	7	26	3.7	11	0	J.Thompson	8	27	3.4	12	0	D.Bloodsaw	3	10	3.3	7	0	E.Sanders	1	5	5.0	5	0	D.Johnson	1	2	2.0	2	0	A.Caldwell	1	3	3.0	3	0	B.Osweiler	3	1	0.3	1	0	Total	39	134	3.4	22	0	Total	23	93	4.0	21	0																																																																				
PASSING																																																																																																																																											
B.Osweiler	26	16	16	177	2	22	1	76.9	P.Fillers	35	18	20	423	0	31	1	57.1	Total	35	18	20	423	0	31	1	57.1	Total	35	18	20	423	0	31	1	57.1																																																																																																								
PASS RECEIVING																																																																																																																																											
D.Thomas	6	4	61	10.2	21	0	A.Giles	9	6	50	5.6	15	0	E.Sanders	8	3	19	4.3	9	0	D.Bloodsaw	7	3	24	8.0	10	0	V.Davis	3	2	25	12.5	16	0	J.Hendson	2	2	30	15.0	16	0	O.Daniels	3	2	13	6.5	7	0	L.Green	6	2	21	10.5	16	0	V.Green	1	1	22	22.0	22	0	D.Brown	1	1	31	31.0	31	0	J.Thompson	1	1	14	14.0	14	0	M.Floyd	4	1	15	15.0	15	0	C.Anderson	1	1	12	12.0	12	0	D.Imman	2	1	15	15.0	15	0	B.Fowler	2	0	0	0.0	0	0	J.Phillips	1	1	8	8.0	8	0	R.Hillman	1	0	0	0.0	0	0	M.Gordon	1	1	8	8.0	8	0	Total	26	16	166	10.4	22	1	Total	33	18	20	11.2	31	0
INTERCEPTIONS																																																																																																																																											
D.Trevathan	1	25	25.0	25	1	J.Verrett	1	0	0.0	0	0	Total	1	25	25.0	25	1	Total	1	0	0.0	0	0	Total	1	0	0.0	0	0																																																																																																														
PUNTING																																																																																																																																											
B.Caldwell	5	183	36.6	31.8	1	2	47	M.Schiff	4	192	48.0	42.8	0	2	51	Total	5	183	36.6	31.8	1	2	47	Total	4	192	48.0	42.8	0	2	51																																																																																																												
PUNT RETURNS																																																																																																																																											
O.Biden	1	21	21.0	0	21	0	J.Hendson	1	4	4.0	1	4	0	0	E.Sanders	0	0	0	0	0	0	(DOWNED)	1	0	0.0	0	0	(DOWNED)	1	0	0.0	0	0	(OUT OF BOUNDS)	1	0	0.0	0	0	(OUT OF BOUNDS)	1	0	0.0	0	0	(TOUCHBACK)	1	0	0.0	0	0	Total	1	21	21.0	1	21	0	Total	1	4	4.0	1	4	0																																																																										
KICKOFF RETURNS																																																																																																																																											
O.Biden	1	33	33.0	0	33	4	J.Hendson	1	24	24.0	0	24	0	(TOUCHBACK)	1	0	0.0	0	0	0	(TOUCHBACK)	3	0	0.0	0	0	Total	1	33	33.0	0	33	4	Total	1	24	24.0	0	24	0																																																																																																			
FUMBLE																																																																																																																																											
Denver Broncos																																																																																																																																											
FUMBLE	FUM	LOST	OWN-REC	YDS	TD	FORCED	OPP-REC	YDS	TD	OUT-80S																																																																																																																																	
V.Miller	0	0	0	0	0	1	1	0	0	0																																																																																																																																	
J.Both	0	0	0	0	0	1	0	0	0	0																																																																																																																																	
C.Harris	0	0	0	0	0	1	0	0	0	0																																																																																																																																	
V.Walker	0	0	0	0	0	1	0	0	0	0																																																																																																																																	
D.Stewart	0	0	0	0	0	0	1	0	0	0																																																																																																																																	
Total	0	0	0	0	0	4	2	0	0	0																																																																																																																																	
San Diego Chargers																																																																																																																																											
FUMBLE	FUM	LOST	OWN-REC	YDS	TD	FORCED	OPP-REC	YDS	TD	OUT-80S																																																																																																																																	
M.Gordon	2	1	0	0	0	0	0	0	0	0																																																																																																																																	
D.Brown	1	0	0	0	0	0	0	0	0	0																																																																																																																																	
M.Floyd	1	1	0	0	0	0	0	0	0	0																																																																																																																																	

WEEK 14 RECAP – KANSAS CITY 10, CHARGERS 3

The Kansas City Chiefs defeated the Chargers, 10-3, in Week 14 at Arrowhead Stadium on a day in which heavy rain fell throughout the afternoon.

Defense was the story of the game as the Bolts held the Chiefs to 329 total net yards, while San Diego's defense collected an interception and a fumble to go along with two sacks of quarterback **Alex Smith**. Kansas City, meanwhile, held the Bolts to just 280 yards and the Chiefs' defense sacked Chargers' quarterback **Philip Rivers** five times in the game.

The Chiefs scored all 10 of their points in the first half on a 44-yard touchdown catch by **Albert Wilson** and a 40-yard field goal following an interception just before halftime. The Bolts kicked a field goal midway through the third quarter to climb within 10-3. Late in the fourth quarter, the Chargers drove to the Chiefs' one-yard line but they were unable to finish the drive with a touchdown and Kansas City held on for the victory.

		1	2	3	4	OT	Total
VISITOR:	San Diego Chargers	0	0	3	0	0	3
HOME:	Kansas City Chiefs	0	10	0	0	0	10

Scoring Plays

Team	Qtr	Time	Play Description (Extra Point) (Drive Info)	Visitor	Home
Chiefs	2	1:53	A.Wilson 44 yd. pass from A.Smith (C.Santos kick) (9-96, 5:23)	0	7
Chiefs	2	0:02	C.Santos 40 yd. Field Goal (4-39, 0:27)	0	10
Chargers	3	5:47	J.Lambo 30 yd. Field Goal (10-52, 6:22)	3	10

San Diego Chargers vs Kansas City Chiefs
12/13/2015 at Arrowhead Stadium

Final Team Statistics

	Visitor Chargers	Home Chiefs
TOTAL FIRST DOWNS	15	18
By Rushing	2	9
By Passing	12	7
By Penalty	1	2
THIRD DOWN EFFICIENCY	6-18-33%	6-11-55%
FOURTH DOWN EFFICIENCY	3-3-100%	0-0-0%
TOTAL NET YARDS	280	329
Total Offensive Plays (inc. times thrown passing)	66	50
Average gain per offensive play	4.2	6.6
NET YARDS RUSHING	44	150
Total Rushing Plays	18	25
Average gain per rushing play	2.4	6.0
Tackles for a loss-number and yards	9-4	4-13
NET YARDS PASSING	236	179
Times thrown - yards lost attempting to pass	5-27	2-12
Gross yards passing	263	191
PASS ATTEMPTS-COMPLETIONS-HAD INTERCEPTED	43-24-1	25-15-1
Avg gain per pass play (inc. if thrown passing)	4.9	7.2
KICKOFFS Number-to-End Zone-Touchbacks	2-2-1	3-2-1
PUNTS Number and Average	5-46.8	4-38.5
Had Blocked	0	0
FGs - PATs Had Blocked	0-0	0-0
Net Punting Average	39.6	33.5
TOTAL RETURN YARDAGE (Not Including Kickoffs)	0	41
No. and Yards Punt Returns	0-0	4-36
No. and Yards Kickoff Returns	1-34	1-34
No. and Yards Interception Returns	1-0	1-5
PENALTIES Number and Yards	7-48	8-53
FUMBLES Number and Lost	0-0	2-1
TOUCHDOWNS	0	1
Rushing	0	0
Passing	0	1
EXTRA POINTS Made-Attempts	0-0	1-1
Kicking Made-Attempts	0-0	1-1
FIELD GOALS Made-Attempts	1-2	1-2
RED ZONE EFFICIENCY	0-2-0%	0-0-0%
GOAL TO GO EFFICIENCY	0-1-0%	0-0-0%
SAFETIES	0	0
FINAL SCORE	3	10
TIME OF POSSESSION	31:08	28:52

San Diego Chargers vs Kansas City Chiefs
12/13/2015 at Arrowhead Stadium

Final Individual Statistics

San Diego Chargers										Kansas City Chiefs													
RUSHING		ATT	YDS	AVG	LG	TD	RUSHING		ATT	YDS	AVG	LG	TD										
M.Gordon		14	35	2.5	10	0	C.West		10	54	5.4	15	0										
D.Woodhead		3	5	1.7	3	0	S.Ware		8	52	6.5	20	0										
P.Rivers		1	4	4.0	4	0	A.Smith		5	40	8.0	18	0										
							K.Davis		1	6	6.0	6	0										
							J.McDin		1	-2	-2.0	-2	0										
Total		18	44	2.4	10	0	Total		25	150	6.0	20	0										
PASSING		ATT	COMP	YDS	SK/YD	TD	LG	INT	RT	PASSING		ATT	COMP	YDS	SK/YD	TD	LG	INT	RT				
P.Rivers		43	24	263	5.07	0	41	1	64.4	A.Smith		23	15	191	21/2	1	44	1	87.4				
Total		43	24	263	5.07	0	41	1	64.4	Total		23	15	191	21/2	1	44	1	87.4				
PASS RECEIVING		TAR	REC	YDS	AVG	LG	TD	PASS RECEIVING		TAR	REC	YDS	AVG	LG	TD								
A.Gates		8	6	76	12.7	19	0	J.McDin		9	6	68	11.3	21	0								
J.Hendon		7	5	47	9.4	21	0	A.Wilson		6	4	87	21.8	44	1								
M.Gordon		4	4	28	7.0	15	0	T.Kelce		5	3	18	6.0	11	0								
M.Flynt		9	3	56	18.7	41	0	D.Harris		2	2	18	9.0	12	0								
D.Woodhead		6	3	8	2.7	5	0	C.West		1	0	0.0	0	0									
L.Green		6	2	26	13.0	22	0																
V.Brown		2	1	22	22.0	22	0																
Total		42	24	263	11.0	41	0	Total		23	15	191	12.7	44	1								
INTERCEPTIONS		NO	YDS	AVG	LG	TD	INTERCEPTIONS		NO	YDS	AVG	LG	TD										
J.Venett		1	0	0.0	0	0	D.Johnson		1	5	5.0	5	0										
Total		1	0	0.0	0	0	Total		1	5	5.0	5	0										
PUNTING		NO	YDS	AVG	NET	TB	INCLD	LG	PUNTING		NO	YDS	AVG	NET	TB	INCLD	LG						
M.Schres		5	234	46.8	39.6	0	2	56	D.Colegatt		4	154	38.5	33.5	1	2	48						
Total		5	234	46.8	39.6	0	2	56	Total		4	154	38.5	33.5	1	2	48						
PUNT RETURNS		NO	YDS	AVG	FC	LG	TD	PUNT RETURNS		NO	YDS	AVG	FC	LG	TD								
J.Hendon		0	0	0.0	2	0	0	F.Hammend		4	36	9.0	0	17	0								
(DOWNED)		1	0	0.0	0	0	0	(DOWNED)		1	0	0.0	0	0	0								
(TOUCHBACK)		1	0	0.0	0	0	0	(TOUCHBACK)		1	0	0.0	0	0									
Total		0	0	0.0	2	0	0	Total		4	36	9.0	0	17	0								
KICKOFF RETURNS		NO	YDS	AVG	FC	LG	TD	KICKOFF RETURNS		NO	YDS	AVG	FC	LG	TD								
J.Hendon		1	34	34.0	0	34	0	K.Davis		1	24	24.0	0	24	0								
(TOUCHBACK)		1	0	0.0	0	0	0	(TOUCHBACK)		1	0	0.0	0	0									
Total		1	34	34.0	0	34	0	Total		1	24	24.0	0	24	0								
San Diego Chargers										Kansas City Chiefs													
FUMBLES		FUM	LOST	OWN-REC	YDS	TD	FORCED	OPP-REC	YDS	TD	OUT-BDS	FUMBLES		FUM	LOST	OWN-REC	YDS	TD	FORCED	OPP-REC	YDS	TD	OUT-BDS
J.Antoscu		0	0	0	0	0	0	1	0	0	0	J.Smith		1	0	1	0	0	0	0	0	0	0
M.Willett		0	0	0	0	0	0	1	0	0	0	F.Hammend		1	1	0	0	0	0	0	0	0	0
Total		0	0	0	0	0	0	1	1	0	0	Total		2	1	1	0	0	0	0	0	0	0

WEEK 15 RECAP – CHARGERS 30, MIAMI 14

On an emotion-filled day in front of 66,676 fans at Qualcomm Stadium, the Chargers defeated the Miami Dolphins, 30-14, behind a four-touchdown day from **Danny Woodhead**, a 311-yard three-touchdown outing from **Philip Rivers** and a stifling effort by the Bolts' defense, led by **Melvin Ingram's** 2.5 sacks.

The Bolts scored on their opening possession of the game and took a 23-0 lead at halftime behind the first three of Woodhead's touchdowns. The Chargers scored on four of their five first-half possessions as Woodhead scored on catches of 20 and 9 yards sandwiched around a two-yard touchdown run. The

Chargers completely dominated the first half defensively, holding Miami to just four first downs and 77 total yards while registering four three-and-outs.

The Chargers continued their strong defensive effort in the third quarter, producing two more three-and-outs while holding the Dolphins off the score-board until 1:30 remained in that period. The teams both scored touchdowns in the fourth quarter, including Woodhead's fourth of the game, and the Chargers closed out the victory over the Dolphins, 30-14.

		1	2	3	4	OT	Total
VISITOR:	Miami Dolphins	0	0	7	7	0	14
HOME:	San Diego Chargers	6	17	0	7	0	30

Scoring Plays

Team	Qtr	Time	Play Description (Extra Point) (Drive Info)	Visitor	Home
Chargers	1	4:16	D.Woodhead 20 yd. pass from P.Rivers (kick failed, hru) (12-86, 6:14)	0	6
Chargers	2	9:05	J.Lambo 28 yd. Field Goal (8-52, 4:12)	0	9
Chargers	2	4:18	D.Woodhead 2 yd. run (J.Lambo kick) (6-63, 3:09)	0	16
Chargers	2	0:39	D.Woodhead 9 yd. pass from P.Rivers (J.Lambo kick) (9-75, 2:28)	0	23
Dolphins	3	1:30	J.Ajayi 12 yd. run (A.Franks kick) (6-62, 2:09)	7	23
Chargers	4	4:14	D.Woodhead 9 yd. pass from P.Rivers (J.Lambo kick) (4-58, 2:51)	7	30
Dolphins	4	1:35	R.Tannehill 1 yd. run (A.Franks kick) (14-82, 2:39)	14	30

Miami Dolphins vs San Diego Chargers
12/20/2015 at Qualcomm Stadium

Final Team Statistics

	Visitor Dolphins	Home Chargers
TOTAL FIRST DOWNS	13	26
By Rushing	4	7
By Passing	8	16
By Penalty	1	3
THIRD DOWN EFFICIENCY	2-14-64%	5-14-64%
FOURTH DOWN EFFICIENCY	3-3-100%	0-0-0%
TOTAL NET YARDS	231	442
Total Offensive Plays (inc. times thrown passing)	56	70
Average gain per offensive play	4.1	6.1
NET YARDS RUSHING	44	140
Total Rushing Plays	19	36
Average gain per rushing play	2.3	3.9
Tackles for a loss-number and yards	3-9	6-13
NET YARDS PASSING	187	302
Times thrown - yards lost attempting to pass	3-29	1-9
Gross yards passing	216	311
PASS ATTEMPTS-COMPLETIONS-HAD INTERCEPTED	34-20-0	36-26-2
Avg gain per pass play (inc. if thrown passing)	5.1	8.2
KICKOFFS Number-In End Zone-Touchbacks	3-2-2	6-2-0
PUNTS Number and Average	6-45.8	3-38.7
Had Blocked	0	0
FGs - PATs Had Blocked	0-0	0-0
Net Punting Average	40.3	31.3
TOTAL RETURN YARDAGE (Net Including Kickoffs)	59	44
No. and Yards Punt Returns	2-16	6-44
No. and Yards Kickoff Returns	4-2	0-0
No. and Yards Interception Returns	2-42	0-0
PENALTIES Number and Yards	9-72	7-48
FUMBLE Number and Lost	2-1	0-0
TOUCHDOWNS	2	4
Rushing	2	1
Passing	0	3
EXTRA POINTS Made-Attempts	2-2	3-4
Kicking Made-Attempts	2-2	3-4
FIELD GOALS Made-Attempts	0-0	1-2
RED ZONE EFFICIENCY	2-2-100%	4-5-80%
GOAL TO GO EFFICIENCY	1-1-100%	3-3-100%
SAFETIES	0	0
FINAL SCORE	14	30
TIME OF POSSESSION	21:07	38:53

Miami Dolphins vs San Diego Chargers
12/20/2015 at Qualcomm Stadium

Final Individual Statistics

Miami Dolphins											San Diego Chargers										
	RUSHING	ATT	YDS	AVG	LG	TD	RUSHING	ATT	YDS	AVG	LG	TD		RUSHING	ATT	YDS	AVG	LG	TD		
J.Ajayi	6	27	4.5	12	1	0	D.Brown	12	90	7.5	53	0									
L.Miller	9	12	1.3	7	0	0	M.Gordon	15	41	2.7	10	0									
R.Tannehill	3	4	1.2	2	1	0	D.Woodhead	8	10	1.3	8	1									
Da.Williams	1	1	1.0	1	0	0	K.Clemens	1	-1	-1.0	-1	0									
Total	19	44	2.3	12	2	0	Total	36	140	3.9	53	1									
	PASSING	ATT	CMP	YDS	SK/YD	LG	INT	PASSING	ATT	CMP	YDS	SK/YD	LG	INT	RT						
R.Tannehill	34	20	216	3.09	0	35	0	T.Fillers	36	26	311	1.9	3	3	102.9						
Total	34	20	216	3.09	0	35	0	Total	36	26	311	1.9	3	3	102.9						
	PASS RECEIVING	TAR	REC	YDS	AVG	LG	TD	PASS RECEIVING	TAR	REC	YDS	AVG	LG	TD							
J.Landry	10	8	54	6.8	14	0	A.Galles	9	6	88	14.7	30	0								
D.Parker	6	4	87	21.8	35	0	D.Woodhead	6	6	50	8.3	20	3								
L.Miller	2	2	12	6.0	11	0	J.Henderson	6	5	35	7.0	16	0								
Da.Williams	2	2	11	5.5	6	0	D.Brown	5	3	78	26.0	31	0								
K.Slits	6	1	23	23.0	23	0	D.Brown	3	2	14	7.0	11	0								
J.Ajayi	3	1	15	15.0	15	0	L.Green	3	2	13	6.5	7	0								
D.Sims	1	1	9	9.0	9	0	M.Floyd	3	1	27	27.0	27	0								
J.Cameron	1	1	5	5.0	5	0	M.Gordon	1	1	6	6.0	6	0								
Total	31	20	216	10.8	35	0	Total	36	26	311	12.0	31	3								
	INTERCEPTIONS	NO	YDS	AVG	LG	TD	INTERCEPTIONS	NO	YDS	AVG	LG	TD									
R.Jones	1	42	42.0	42	0	0															
R.Grimes	1	1	1.0	1	0	0															
Total	2	43	21.5	42	0	0															
	PUNTING	NO	YDS	AVG	NET	TB	INTG	PUNTING	NO	YDS	AVG	NET	TB	INTG	LG						
M.Dier	8	366	45.8	40.3	0	1	53	M.Schiffers	3	110	36.7	33.3	0	0	45						
Total	8	366	45.8	40.3	0	1	53	Total	3	110	36.7	33.3	0	0	45						
	PUNT RETURNS	NO	YDS	AVG	FC	LG	TD	PUNT RETURNS	NO	YDS	AVG	FC	LG	TD							
J.Landry	2	16	8.0	1	16	0	0														
Total	2	16	8.0	1	16	0	0														
	KICKOFF RETURNS	NO	YDS	AVG	FC	LG	TD	KICKOFF RETURNS	NO	YDS	AVG	FC	LG	TD							
Da.Williams	2	49	24.5	0	26	0	0														
R.Jones	2	43	21.5	0	25	0	0														
[TOUCHBACK]	2	0	0.0	0	0	0	0														
Total	4	92	23.0	0	26	0	0														
	FUMBLE	FUM	LOST	OWN-REC	YDS	TD	FORCED	OPP-REC	YDS	TD	OUT-RODS										
R.Jones	1	1	0	0	0	0	0	0	0	0	0										
R.Tannehill	1	0	0	0	0	0	0	0	0	0	0										
M.Prunty	0	0	0	0	0	0	0	0	0	0	0										
Total	2	1	0	0	0	0	0	0	0	0	0										
	FUMBLE	FUM	LOST	OWN-REC	YDS	TD	FORCED	OPP-REC	YDS	TD	OUT-RODS										
G.Zarrin	0	0	0	0	0	0	1	0	0	0	0										
M.Hargan	0	0	0	0	0	0	1	0	0	0	0										
P.Blaes	0	0	0	0	0	0	1	0	0	0	0										
Total	0	0	0	0	0	0	2	1	0	0	0										

WEEK 16 RECAP — OAKLAND 23, CHARGERS 20 (OT)

In Week 16 on Christmas Eve, the Chargers fell to the Oakland Raiders, 23-20 in overtime, in an NFL Network Thursday Night Football game at the O.co Coliseum. The national television audience that tuned in on the NFL Network was treated to an exciting game that took nearly four hours to complete. The Chargers were again hit hard by injuries as the team lost three offensive linemen and four members of the secondary to injuries and in overtime, the team was forced to use wide receiver **Dontrelle Inman** at free safety against Oakland's spread offense.

The Chargers scored the game's first points and led 17-10 at halftime on a one-yard touchdown run by **Donald Brown** and a seven-yard touchdown catch by Inman. Brown's touchdown was set up by an interception by defensive end **Kendall Reyes**, while Inman's touchdown was one of a season-high eight catches and a team-leading 82 yards.

The third quarter was a punt-fest, with the team's trading six punts — including four three-and-outs — before Oakland got to within 17-12 after sacking **Philip Rivers** in the end zone for a safety.

The score remained 17-12 until late in the fourth quarter when the Raiders got a key turnover as tight end **David Johnson** was stripped following a catch and **Benson Mayowa** of the Raiders returned the loose ball to the Chargers' three. Oakland then grabbed a 20-12 lead on the next play courtesy of a three-yard touchdown catch by **Michael Crabtree** that was followed by a two-point conversion catch by **Seth Roberts**. The Chargers came right back, however, on their next series with an 11-play drive keyed by a 23-yard catch from **Malcolm Floyd** and a 15-yard pass interference penalty and they tied the game, 20-20, on a 45-yard **Josh Lambo** field goal.

From there, the game went to overtime and Oakland won the coin toss and elected to receive. The Raiders put together a 15-play, 67-yard field goal drive in which they overcame a 2nd-and-29 and converted three third-downs before **Sebastian Janikowski** put a 31-yard try through the uprights. The Bolts got the ball back with a chance to win or tie the game, but their drive ended on downs and the Raiders held on for the 23-20 victory.

		1	2	3	4	OT	Total
VISITOR:	San Diego Chargers	7	10	0	3	0	20
HOME:	Oakland Raiders	7	3	2	8	3	23

Scoring Plays

Team	Qtr	Time	Play Description (Extra Point) (Drive Info)	Visitor	Home
Chargers	1	9:09	D.Brown 1 yd. run (J.Lambo kick) (7-32, 3:19)	7	0
Raiders	1	3:27	L.Murray 22 yd. run (S.Janikowski kick) (9-77, 5:42)	7	7
Chargers	2	11:05	D.Inman 7 yd. pass from P.Rivers (J.Lambo kick) (6-33, 3:43)	14	7
Raiders	2	6:03	S.Janikowski 50 yd. Field Goal (11-44, 5:02)	14	10
Chargers	2	0:31	J.Lambo 47 yd. Field Goal (8-49, 2:30)	17	10
Raiders	3	2:10	P.Rivers sacked in end zone by D.Autry for a Safety	17	12
Raiders	4	4:42	M.Crabtree 3 yd. pass from D.Carr (D.Carr-S.Roberts pass) (1-3, 0:05)	17	20
Chargers	4	0:55	J.Lambo 45 yd. Field Goal (11-53, 3:47)	20	20
Raiders	5	8:05	S.Janikowski 31 yd. Field Goal (15-67, 6:55)	20	23

San Diego Chargers vs Oakland Raiders
12/24/2015 at O.co Coliseum

Final Team Statistics

	Visitor Chargers	Home Raiders
TOTAL FIRST DOWNS	19	14
By Rushing	4	4
By Passing	13	10
By Penalty	2	2
THIRD DOWN EFFICIENCY	5-15(33%)	4-15(27%)
FOURTH DOWN EFFICIENCY	0-0(0%)	0-0(0%)
TOTAL NET YARDS	543	281
Total Offensive Plays (inc. times thrown pass)	70	65
Average gain per offensive play	4.6	4.3
NET YARDS RUSHING	72	106
Total Rushing Plays	25	24
Average gain per rushing play	2.9	4.4
Tackles for a loss-number and yards	2/6	5/13
NET YARDS PASSING	271	175
Times thrown - yards lost attempting to pass	1/7	3/29
Gross yards passing	244	204
PASS ATTEMPTS-COMPLETIONS-HAD INTERCEPTED	49-31-0	38-21-1
Avg gain per pass play (inc. if thrown pass)	5.4	4.3
KICKOFFS Number-In End Zone-Touchbacks	7-4-1	5-4-2
PUNTS Number and Average	5-42.8	8-50.0
Had Blocked	0	0
Fds - PATs Had Blocked	0/0	0/0
Net Punting Average	41.0	49.8
TOTAL RETURN YARDAGE (Not Including Kickoffs)	3	9
No. and Yards Punt Returns	1-2	2-9
No. and Yards Kickoff Returns	3-57	6-157
No. and Yards Interception Returns	1-1	0-0
PENALTIES Number and Yards	9-75	16-121
FUMBLE Number and Lost	1-1	0-0
TOUCHDOWNS	2	2
Rushing	1	1
Passing	1	1
EXTRA POINTS Made-Attempts	2-2	2-2
Kicking Made-Attempts	2-2	1-1
Passing Made-Attempts	0-0	1-1
FIELD GOALS Made-Attempts	2-3	2-2
RED ZONE EFFICIENCY	29-100%	1-50%
GOAL TO GO EFFICIENCY	1-1(100%)	1-2(50%)
SAFETIES	0	1
FINAL SCORE	20	23
TIME OF POSSESSION	35:04	33:21

San Diego Chargers vs Oakland Raiders
12/24/2015 at O.co Coliseum

Final Individual Statistics

San Diego Chargers											Oakland Raiders										
	ATT	YDS	AVG	LG	TD	RUSHING	ATT	YDS	AVG	LG	TD		ATT	YDS	AVG	LG	TD				
D.Woodhead	11	55	5.0	27	0	L.Murray	19	79	4.2	22	1										
D.Brown	14	17	1.2	5	1	D.Carr	4	30	7.5	11	0										
						C.Woodson	1	-3	-3.0	-3	0										
Total	25	72	2.9	27	1	Total	24	106	4.4	22	1										
	ATT	COMP	YDS	SK/YD	TD	LG	INT	PASSING	ATT	COMP	YDS	SK/YD	TD	LG	INT	RT					
P.Rivers	49	31	271	1/6	1	23	0	D.Carr	38	23	204	3/29	1	33	1	72.7					
Total	49	31	271	1/6	1	23	0	Total	38	23	204	3/29	1	33	1	72.7					
	TAR	REC	YDS	AVG	LG	TD	PASS RECEIVING	TAR	REC	YDS	AVG	LG	TD								
D.Inman	13	8	82	10.3	20	1	M.Crabtree	8	6	39	6.5	11	1								
D.Woodhead	10	8	53	6.6	21	0	L.Murray	5	3	38	7.6	14	0								
M.Floyd	6	3	42	14.0	23	0	A.Holmes	6	3	33	11.0	16	0								
D.Brown	4	3	33	11.0	23	0	S.Roberts	6	2	37	18.5	33	0								
J.Hendson	5	3	16	5.3	7	0	A.Copper	3	2	10	5.0	7	0								
L.Green	7	2	27	13.5	14	0	M.Hesse	3	2	3	1.5	3	0								
A.Gates	2	2	11	5.5	8	0	C.Walford	3	1	22	22.0	22	0								
J.Phillips	1	1	9	9.0	9	0	L.Smith	1	1	17	17.0	17	0								
D.Johnson	1	1	4	4.0	4	0	T.Jones	2	1	5	5.0	5	0								
Total	49	31	271	8.9	23	1	Total	37	23	204	8.9	33	1								
	NO	YDS	AVG	LG	TD	INTERCEPTIONS	NO	YDS	AVG	LG	TD										
K.Reyes	1	1	1.0	1	0	Total	0	0	0	0	0										
Total	1	1	1.0	1	0	Total	0	0	0	0	0										
	NO	YDS	AVG	NET	TB	INTDZ	LG	PUNTING	NO	YDS	AVG	NET	TB	INTDZ	LG						
M.Schifres	5	214	42.8	41.0	0	1	53	M.King	8	400	50.0	49.8	0	6	65						
Total	5	214	42.8	41.0	0	1	53	Total	8	400	50.0	49.8	0	6	65						
	NO	YDS	AVG	FC	LG	TD	PUNT RETURNS	NO	YDS	AVG	FC	LG	TD								
C.Hager	1	2	2.0	1	2	0	J.Ross	2	9	4.5	3	9	0								
J.Hendson	0	0	0.0	2	0	0	Total	2	9	4.5	3	9	0								
(DOWNED)	3	0	0.0	0	0	0															
(OUT OF BOUNDS)	1	0	0.0	0	0	0															
Total	1	2	2.0	3	2	0	Total	2	9	4.5	3	9	0								
	NO	YDS	AVG	FC	LG	TD	KICKOFF RETURNS	NO	YDS	AVG	FC	LG	TD								
J.Hendson	2	44	22.0	0	27	0	T.Jones	5	142	28.4	0	36	0								
J.Phillips	1	13	13.0	0	13	0	J.Ross	1	15	15.0	0	15	0								
(TOUCHBACK)	3	0	0.0	0	0	0	(TOUCHBACK)	1	0	0.0	0	0	0								
Total	3	57	19.0	0	27	0	Total	6	157	26.2	0	36	0								
San Diego Chargers																					
FUMBLES	FUM	LOST	OWN-REC	YDS	TD	FORCED	OPP-REC	YDS	TD	OUT-BDS											
D.Johnson	1	1	0	0	0	0	0	0	0	0											
Total	1	1	0	0	0	0	0	0	0	0											
Oakland Raiders																					
FUMBLES	FUM	LOST	OWN-REC	YDS	TD	FORCED	OPP-REC	YDS	TD	OUT-BDS											
M.Smith	0	0	0	0	0	0	1	0	0	0											
B.Mayowa	0	0	0	0	0	0	1	40	0	0											
Total	0	0	0	0	0	0	1	40	0	0											

WEEK 17 RECAP – DENVER 27, CHARGERS 20

The Chargers took the Denver Broncos down to the wire in the 2015 season finale at Sports Authority Field. On an unseasonably warm afternoon in the Mile High City, the Chargers created five turnovers in the first three quarters, their most in a game since 2012. It included three forced fumbles and two interceptions. The Broncos' fifth turnover of the game in the third quarter led to a touchdown that gave the Chargers their first lead of the game, 13-7.

Denver scored quickly to open the game, taking a 7-0 lead on a 72-yard catch-and-run for a touchdown by **Demaryius Thomas**. Four of the Broncos' next five possessions then ended in turnovers. **Steve Williams** had two forced fumbles sandwiched around an interception on three straight drives, while **Adrian Phillips** recorded an interception for the fourth takeover of the half. Denver's defense managed to keep the Bolts out of the end zone and held the Chargers to two field goals as the Broncos took a 7-6 lead at the half.

The Chargers got their fifth takeover of the game early in the third quarter on a forced fumble by **Manti Te'o**. **Antonio Gates** caught a 13-yard touchdown pass on the ensuing possession and the Chargers held their first lead.

After the fifth turnover, the Broncos made a quarterback switch, inserting **Peyton Manning** for **Brock Osweiler** and the switch ignited Denver's offense. The Broncos ticked off 10 points on their next two possessions to take a 17-13 lead. The Chargers answered early in the fourth quarter with an 80-yard touchdown catch by rookie **Tyrell Williams** on the very first catch of his NFL career and the Chargers re-claimed the lead, 20-17. A field goal on the Broncos' next series though re-tied the game, 20-20. After an exchange of punts, Denver got a big break as a tipped pass landed in the arms of safety **Shiloh Keo** for the Bolts' only takeover of the game. They took immediate advantage of the opportunity, scoring one play later on a 23-yard touchdown run for a 27-20 lead. The Chargers got the ball back one final time and drove as far as the Broncos' 40, but they turned the ball over on downs with 1:40 left in the game and Denver held onto the clock for the victory.

VISITOR:	San Diego Chargers	1	2	3	4	OT	Total
HOME:	Denver Broncos	3	3	7	7	0	20
		7	0	7	13	0	27

Scoring Plays

Team	Qtr	Time	Play Description (Extra Point) (Drive Info)	Visitor	Home
Broncos	1	14:29	D.Thomas 72 yd. pass from B.Osweiler (B.McManus kick) (2-80, 0:31)	0	7
Chargers	1	10:10	J.Lambo 50 yd. Field Goal (10-48, 4:19)	3	7
Chargers	2	5:52	J.Lambo 42 yd. Field Goal (4-4, 0:58)	6	7
Chargers	3	8:18	A.Gates 13 yd. pass from P.Rivers (J.Lambo kick) (5-32, 3:05)	13	7
Broncos	3	5:24	C.Anderson 1 yd. run (B.McManus kick) (8-80, 2:54)	13	14
Broncos	4	13:09	B.McManus 48 yd. Field Goal (7-32, 2:20)	13	17
Chargers	4	12:58	T.Williams 80 yd. pass from P.Rivers (J.Lambo kick) (1-80, 0:11)	20	17
Broncos	4	9:45	B.McManus 35 yd. Field Goal (7-63, 3:13)	20	20
Broncos	4	4:44	R.Hillman 23 yd. run (B.McManus kick) (1-23, 0:06)	20	27

San Diego Chargers vs Denver Broncos 1/3/2016 at Sports Authority Field at Mile High

San Diego Chargers vs Denver Broncos 1/3/2016 at Sports Authority Field at Mile High

Final Team Statistics

Final Individual Statistics

	Visitor Chargers	Home Broncos
TOTAL FIRST DOWNS	15	21
By Rushing	5	11
By Passing	8	10
By Penalty	2	0
THIRD DOWN EFFICIENCY	618-83%	511-69%
FOURTH DOWN EFFICIENCY	0-0%	0-0%
TOTAL NET YARDS	317	503
Total Offensive Plays (inc. times thrown passing)	67	65
Average gain per offensive play	4.7	7.7
NET YARDS RUSHING	110	210
Total Rushing Plays	29	32
Average gain per rushing play	3.8	6.6
Tackles for a loss-number and yards	3-4	3-4
NET YARDS PASSING	207	293
Times thrown - yards but attempting to pass	9-21	2-8
Gross yards passing	228	301
PASS ATTEMPTS-COMPLETIONS-HAD INTERCEPTED	35-21-19-2	31-19-2
Avg gain per pass play (inc. # thrown passing)	5.4	8.9
KICKOFFS Number-In End Zone-Touchbacks	5-5-5	6-5-5
PUNTS Number and Average	7-50.7	5-44.7
Had Blocked	0	0
File - PAT's Had Blocked	0	0
Net Punting Average	43.1	44.7
TOTAL RETURN YARDAGE (Net Including Kickoffs)	45	55
No. and Yards Punt Returns	1-0	3-33
No. and Yards Kickoff Returns	1-17	0-0
No. and Yards Interception Returns	2-45	1-22
PENALTIES Number and Yards	7-45	6-35
FUMBLES Number and Lost	3-0	3-3
TOUCHDOWNS	2	3
Rushing	0	2
Passing	2	1
EXTRA POINTS Made-Attempts	2-2	3-3
Kicking Made-Attempts	2-2	3-3
FIELD GOALS Made-Attempts	2-2	2-2
RED ZONE EFFICIENCY	1-1-50%	1-2-50%
GOALS TO GO EFFICIENCY	0-0-0%	1-1-100%
SAFETIES	0	0
FINAL SCORE	20	27
TIME OF POSSESSION	34:32	25:28

San Diego Chargers						Denver Broncos											
RUSHING	ATT	YDS	AVG	LG	TD	RUSHING	ATT	YDS	AVG	LG	TD						
D.Brown	21	81	3.9	20	0	R.Hillman	15	117	7.8	23	1						
J.Herrmon	1	13	13.0	13	0	C.Anderson	15	95	6.3	27	1						
D.Woodhead	5	11	2.2	4	0	P.Fleming	9	49	5.0	18	0						
P.Rivers	2	5	2.5	5	0	Total	31	301	28.1	12	2						
Total	29	110	3.8	20	0	Total	32	290	6.6	27	2						
PASSING	ATT	COMP	YDS	SK/YD	TD	LG	INT	RT	PASSING	ATT	COMP	YDS	SK/YD	TD	LG	INT	RT
P.Rivers	35	21	228	3.21	2	80	1	88.4	B.Osweiler	22	14	222	10.1	7	7	2	76.3
D.Woodhead	5	5	51	10.2	0	40	0	81.6	P.Fleming	9	5	49	5.0	0	18	0	80.3
Total	35	21	228	3.21	2	80	1	88.4	Total	31	19	301	28.1	7	12	2	75.5
PASS RECEIVING	TAR	REC	YDS	AVG	LG	TD	PASS RECEIVING	TAR	REC	YDS	AVG	LG	TD				
D.Woodhead	16	8	34	4.4	76	0	D.Thomas	9	8	127	14.4	22	1				
A.Gates	5	3	34	11.3	13	1	E.Sanders	8	5	96	19.8	46	0				
D.Irman	6	3	25	8.3	9	0	J.Moroso	4	3	48	16.0	34	0				
J.Herrmon	4	3	18	6.0	10	0	R.Willman	3	2	10	5.0	8	0				
T.Williams	5	2	90	45.0	80	1	G.Orlando	1	1	15	15.0	15	0				
D.Brown	3	2	10	5.0	4	0	V.Green	1	1	14	14.0	14	0				
M.Floyd	2	0	0	0.0	0	0	B.Fawkes	1	1	3	3.0	3	0				
Total	56	27	307	11.4	80	2	C.Anderson	3	1	4	4.0	5	0				
Total	35	21	228	10.9	80	2	Total	31	19	301	15.8	12	1				
INTERCEPTIONS	NO	YDS	AVG	LG	TD	INTERCEPTIONS	NO	YDS	AVG	LG	TD						
A.Phillips	1	39	39.0	39	0	S.Keo	1	22	22.0	22	0						
S.Williams	1	6	6.0	6	0	Total	1	22	22.0	22	0						
Total	2	45	22.5	39	0	Total	1	22	22.0	22	0						
PUNTING	NO	YDS	AVG	NET	TB	INCO	PUNTING	NO	YDS	AVG	NET	TB	INCO				
M.Schies	7	305	50.7	43.1	1	56	B.Quote	3	134	44.7	44.7	0	1				
Total	7	305	50.7	43.1	1	56	Total	3	134	44.7	44.7	0	1				
PUNT RETURNS	NO	YDS	AVG	FC	LG	TD	PUNT RETURNS	NO	YDS	AVG	FC	LG	TD				
J.Herrmon	1	0	0.0	2	0	0	J.Moroso	3	33	11.0	1	12	0				
Total	1	0	0.0	2	0	0	(DOWNS)	2	0	0.0	0	0	0				
Total	1	0	0.0	2	0	0	(TOUCHBACK)	1	0	0.0	0	0	0				
Total	3	33	11.0	1	12	0	Total	3	33	11.0	1	12	0				
KICKOFF RETURNS	NO	YDS	AVG	FC	LG	TD	KICKOFF RETURNS	NO	YDS	AVG	FC	LG	TD				
C.Vaughn	1	17	17.0	0	17	0	(TOUCHBACK)	5	0	0.0	0	0	0				
Total	1	17	17.0	0	17	0	Total	0	0	0.0	0	0	0				

San Diego Chargers

FUMBLES	FUN	LOST	OWN-REC	YDS	TD	FORCED	OPP-REC	YDS	TD	OUT-BDS
J.Herrmon	1	0	0	0	0	0	0	0	0	0
D.Irman	1	0	0	0	0	0	0	0	0	0
P.Rivers	1	0	0	-3	0	0	0	0	0	0
M.Daniels	0	0	0	1	0	0	0	0	0	0
D.Woodhead	0	0	1	0	0	0	0	0	0	0
S.Williams	0	0	0	0	0	2	1	0	0	0
M.Te'o	0	0	0	0	0	1	0	0	0	0
J.Kiddie	0	0	0	0	0	1	0	0	0	0
D.Square	0	0	0	0	0	1	0	0	0	0
Total	3	0	2	-3	0	3	3	0	0	1
Denver Broncos	FUN	LOST	OWN-REC	YDS	TD	FORCED	OPP-REC	YDS	TD	OUT-BDS
C.Anderson	1	1	0	0	0	0	0	0	0	0
B.Osweiler	1	1	0	0	0	0	0	0	0	0
E.Sanders	1	1	0	0	0	0	0	0	0	0
S.Barrett	0	0	0	0	0	1	0	0	0	0
Total	3	3	0	0	0	1	0	0	0	0

THE LAST TIME

100 Yards Rushing

Chargers — Ryan Mathews 105 yards vs. St. Louis Nov. 23, 2014 (12 att.)
Opponent — Ronnie Hillman 117 yards at Denver Jan. 3, 2016 (15 att.)

200 Yards Rushing

Chargers — LaDainian Tomlinson 243 yards vs. Oak. Dec. 28, 2003 (31 att.)
Opponent — Adrian Peterson 296 yards (at Min.) Nov. 4, 2007 (30 att.)

3 Touchdowns Rushing

Chargers — Ryan Mathews (3) at Denver Jan. 2, 2011
Opponent — Darrel Young (at Washington) Nov. 3, 2013

100 Yards Receiving

Chargers — Keenan Allen 157 yards at Green Bay Oct. 18, 2015 (14 rec.)
Opponent — Demaryius Thomas 117 yards (at Denver) Jan. 3, 2016 (5 rec.)

200 Yards Receiving

Chargers — Malcom Floyd 213 yards at Oakland Oct. 10, 2010 (8 rec.)
Opponent — Chad Johnson 260 yards (at Cin.) Nov. 12, 2006 (11 rec.)

3 Touchdowns Receiving

Chargers — Danny Woodhead vs. Miami Dec. 20, 2015
Opponent — Emanuel Sanders (at Denver) Oct. 23, 2014

4 Total Touchdowns

Chargers — Danny Woodhead vs. Miami Dec. 20, 2015 (1 rush, 3 rec.)
Opponent — Harvey Williams (Oakland) Nov. 16, 1997 (2 rush, 2 rec.)

300 Yards Passing

Chargers — Philip Rivers 311 yards vs. Miami Dec. 20, 2015
Opponent — Blake Bortles 329 yards (at Jacksonville) Nov. 29, 2015

400 Yards Passing

Chargers — Philip Rivers 503 yards at Green Bay Oct. 18, 2015
Opponent — Michael Vick 428 yards (at Philadelphia) Sept. 15, 2013

3 Touchdown Passes

Chargers — Philip Rivers (3) vs. Miami Dec. 20, 2015
Opponent — David Carr (3) (Oakland) Oct. 25, 2015

5 Touchdown Passes

Chargers — Drew Brees (5) vs. Oakland Oct. 31, 2004
Opponent — Gus Frerotte (5) (at Denver) Nov. 19, 2000

Punt Return for Touchdown

Chargers — Micheal Spurlock 63 yards at New York Jets Dec. 23, 2012
Opponent — Dexter McCCluster 94 yards at Kansas City Sept. 13, 2010

Kickoff Return for Touchdown

Chargers — Micheal Spurlock 99 yards vs. Oakland Dec. 30, 2012
Opponent — Percy Harvin 103 yards (vs. Minnesota) Sept. 11, 2011

Fumble Returned for Touchdown

Chargers — C. Liugert 0 yards at S.F. Dec. 20, 2014 (C. Kaepernick fumble)
Opponent — C. Woodson 25 yards (at Oak.) Oct. 6, 2013 (D. Woodhead fumble)

Intercepted Pass Returned for Touchdown

Chargers — Jason Verrett 68 yards vs. Chi. Nov. 9, 2015 (Jay Cutler passer)
Opponent — Danny Trevathan 25 yards (Den.) Dec. 6, 2015 (P. Rivers passer)

Field Goal Returned for Touchdown

Chargers — Antonio Cromartie, 109 yards at Minnesota, Nov. 4, 2007
Opponent — Matt Ware, 65 yards, at Philadelphia, Oct. 23, 2005

3 Interceptions or More

Chargers — A. Cromartie (3) vs. Ind. Nov. 11, 2007 (P. Manning passer)
Opponent — Kwamie Lassiter (4) (at Ari.), Dec. 27, 1998 (C. Whelihan passer)

Shutout

Chargers — at San Diego 31, New York Jets 0, Oct. 5, 2014
Opponent — at Miami 37, San Diego 0, Nov. 2, 2014

40 Points

Chargers — at San Diego 41, Kansas City 38, Nov. 24, 2013
Opponent — Green Bay 45, at San Diego 38, Nov. 6, 2011

50 Points

Chargers — at San Diego 52, Denver 21, Dec. 28, 2008
Opponent — at St. Louis 57, San Diego 31, Oct. 1, 2000

Safety

Chargers — Penalty on E.J. Manuel in end zone (at Buf.) Sept. 21, 2014
Opponent — Rivers sacked in end zone by Denrico Autry (at Oak.) Dec. 24, 2015

500 Yards Total Net Offense

Chargers — 548 at Green Bay Oct. 18, 2015
Opponent — 503 at Denver Jan. 3, 2016

PAT Blocked

Chargers — John Parrrella vs. Kansas City, Nov. 4, 2001
Opponent — Alex Carrington (Buffalo), Dec. 11, 2011

Field Goal Blocked

Chargers — Darrell Stuckey vs. St. Louis Nov. 23, 2014
Opponent — Derek Wolfe vs. Denver, Dec. 14, 2014

Punt Blocked By

Chargers — Jerry Attaochu at Arizona, Sept. 8, 2014 (Drew Butler punter)
Opponent — Hayes Pullard III (at Jax.), Nov. 29, 2015 (Mike Scifres punter)

TRAINING CAMP



On Dec. 16, 2004, the Chargers announced that beginning in 2005, training camp would take place at Chargers Park, the team's year-round training facility that opened in 1997. Chargers Park has three practice fields, including two 100-yard natural-grass fields and a 60-yard Field Turf field.

TRAINING CAMP INFORMATION

Chargers Park, 4020 Murphy Canyon Road, San Diego, CA 92123
Phone: (858) 874-4500

Public Relations Contacts

Bill Johnston Director of Public Relations
Scott Yoffe Assistant Director of Public Relations
Jennifer Rojas Corporate Communications Manager
Jamaal LaFrance Media Relations Coordinator

Dates

July 30 First practice (Full Squad)

Cutdown

Aug. 30 75 players
Sept. 3 53 players

Sites

Chargers Park, San Diego 2005-16
The Home Depot Center, California State University-
Dominguez Hills, Carson 2003-04
University of California-San Diego, La Jolla 1976-02
United States International University, San Diego 1974-75
University of California-Irvine, Irvine 1969-73
Travelodge, Escondido 1964-68
Rough Acres Ranch, Boulevard 1963
University of San Diego 1961-62
Chapman College, Orange 1960





RECORDS

INDIVIDUAL RECORDS

POINTS

Most, Career
 1,076 John Carney, 1990-00
 918 LaDainian Tomlinson, 2001-09
 889 Nate Kaeding, 2004-12

Most, Season
 186 LaDainian Tomlinson, 2006
 146 Nate Kaeding, 2009
 144 Nick Novak, 2013

Most, Season, Rookie
 114 Nate Kaeding, 2004
 106 Josh Lambo, 2015
 Dennis Partee, 1968
 94 Herb Travenio, 1965

Most, Game
 30 K. Winslow at Oakland Nov. 22, 1981
 24 (9x) Last: D. Woodhead vs. Mia. Dec. 20, 2015
 19 Greg Davis at Oakland Oct. 5, 1997

TOUCHDOWNS

Most Seasons Leading League
 3 Lance Alworth, 1964, 1965, 1966
 1 LaDainian Tomlinson, 2006

Most, Career
 153 LaDainian Tomlinson, 2001-09
 104 Antonio Gates, 2003-15
 83 Lance Alworth, 1962-70

Most, Season
 31 LaDainian Tomlinson, 2006
 20 LaDainian Tomlinson, 2005
 19 Chuck Muncie, 1981

Most, Game
 5 K. Winslow at Oakland Nov. 22, 1981
 4 (9x) Last: D. Woodhead vs. Mia. Dec. 20, 2015
 3 (39x) Last: A. Gates vs. Sea. Sept. 14, 2014

Most Consecutive Games

18 LaDainian Tomlinson, 2004-05
 10 LaDainian Tomlinson, 2006
 9 Antonio Gates, 2009-10
 Natrone Means, 1993-94
 Lance Alworth, 1963

POINTS AFTER TOUCHDOWN

Most, Career
 349 Nate Kaeding, 2004-12
 328 Rolf Benirschke, 1977-86
 293 John Carney, 1990-00

Most, Season
 58 Nate Kaeding, 2006
 55 Rolf Benirschke, 1981
 54 Nate Kaeding, 2004

Most, Game
 7 (6x) Last: N. Kaeding vs. Den. Dec. 28, 2008
 6 (27x) Last: N. Kaeding at Ten. Dec. 25, 2009
 5 (50x) Last: N. Novak at S.F. Dec. 20, 2014

Most Consecutive
 250 Nate Kaeding, 2004-09
 128 Nick Novak, 2011-14
 87 Rolf Benirschke, 1983-86

Most Attempts, Career
 352 Rolf Benirschke, 1977-86
 351 Nate Kaeding, 2004-12
 298 John Carney, 1990-00

Most Attempts, Season
 61 Rolf Benirschke, 1981
 58 Nate Kaeding, 2006
 55 Nate Kaeding, 2004
 Bob Thomas, 1985

Most Attempts, Game
 8 R. Benirschke at Oakland Nov. 22, 1981
 7 (6x) Last: N. Kaeding vs. Den. Dec. 28, 2008
 6 (36x) Last: N. Kaeding at Ten. Dec. 25, 2009

TWO-POINT CONVERSIONS

Most, Career
 3 Ronnie Harmon, 1990-95
 2 Ladarius Green, 2012-15
 Legeduo Naanee, 2007-10
 Dave Kocourek, 1960-65
 1 (17x) Last: Curtis Brinkley, 2011

Most, Season
 3 Ronnie Harmon, 1994
 2 Ladarius Green, 2015
 1 (21x) Last: Mike Tolbert, 2010

Most, Game
 2 Ladarius Green vs. Oak. Oct. 25, 2015
 1 (24x) Last: C. Brinkley at K.C. Oct. 31, 2011

FIELD GOALS

Most, Career
 261 John Carney, 1990-00
 180 Nate Kaeding, 2004-12
 146 Rolf Benirschke, 1977-86

Most, Season
 34 Nick Novak, 2013
 John Carney, 1994
 32 Nate Kaeding, 2009
 31 John Carney, 1993, 1999

Most, Game
 6 (3x) Last: G. Davis at Oak. Oct. 5, 1997
 5 (11x) Last: N. Kaeding at Oak. Sept. 10, 2012
 4 (30x) Last: N. Novak vs. Jax. Sept. 28, 2014

Most, Game, No Misses
 6 (3x) Last: G. Davis at Oak. Oct. 5, 1997
 5 (10x) Last: N. Kaeding at Oak. Sept. 10, 2012
 4 (21x) Last: N. Novak vs. Jax. Sept. 28, 2014

Highest Percentage, Career (min. 100 att.)
 .870 Nate Kaeding, 2004-12 (180 of 207)
 .863 Nick Novak, 2011-14 (101 of 117)
 .816 John Carney, 1990-00 (261 of 320)

Highest Percentage, Season (min. 14 att.)
 .919 Nick Novak, 2013 (34 of 37)
 .914 Nate Kaeding, 2009 (32 of 35)
 .905 John Carney, 1990 (19 of 21)

Most Consecutive
 32 Nick Novak, 2013-14
 29 John Carney, 1992-93
 22 Nate Kaeding, 2009-10

Most Attempts, Career
 320 John Carney, 1990-00
 208 Rolf Benirschke, 1977-86
 207 Nate Kaeding, 2004-12

Most Attempts, Season
 40 John Carney, 1993
 38 John Carney, 1994
 37 Nick Novak, 2013

Most Attempts, Game
 7 D. Van Raaphorst at N.Y. Jets Oct. 8, 1966
 6 (6x) Last: S. Christie vs. Den. Dec. 1, 2002
 5 (24x) Last: N. Kaeding at Oak. Sept. 10, 2012

Longest
 57 Nate Kaeding at T.B. Dec. 21, 2008
 55 Nate Kaeding vs. K.C. Nov. 29, 2009
 54 (5x) Last: J. Lambo vs. Pit. Oct. 12, 2015

RUSHING YARDS

Most Seasons Leading League
 2 LaDainian Tomlinson, 2006, 2007
 1 Dick Post, 1968
 Paul Lowe, 1965

Most, Career
 12,490 LaDainian Tomlinson, 2001-09
 4,972 Paul Lowe, 1960-68
 4,297 Marion Butts, 1989-93

Most, Season
 1,815 LaDainian Tomlinson, 2006
 1,683 LaDainian Tomlinson, 2002
 1,645 LaDainian Tomlinson, 2003

Most, Game
 243 L. Tomlinson vs. Oak. Dec. 28, 2003
 220 L. Tomlinson vs. Den. Dec. 1, 2002
 217 L. Tomlinson vs. N.E. Sept. 29, 2002
 Gary Anderson vs. K.C. Dec. 18, 1988

Longest Run
 87f Paul Lowe at Dallas Sept. 10, 1961
 86f Keith Lincoln at Oakland, Sept. 30, 1962
 85t L. Tomlinson vs. K.C. Dec. 17, 2006

RUSHING TOUCHDOWNS

Most Seasons Leading League
 3 LaDainian Tomlinson, 2004, 2006, 2007

Most, Career
 138 LaDainian Tomlinson, 2001-09
 43 Chuck Muncie, 1980-84
 38 Paul Lowe, 1960-67

Most, Season
 28 LaDainian Tomlinson, 2006
 19 Chuck Muncie, 1981
 18 LaDainian Tomlinson, 2005

Most, Game
 4 L. Tomlinson vs. Oak., Oct. 14, 2007
 L. Tomlinson at Cincinnati, Nov. 12, 2006
 L. Tomlinson at S.F. Oct. 15, 2006
 Chuck Muncie vs. Denver, Nov. 29, 1981
 Clarence Williams vs. Buf. Sept. 16, 1979
 3 (21x) Last: R. Mathews at Den. Jan. 2, 2011
 2 (110x) Last: D. Woodhead vs. Det. Sept. 13, 2015

RUSHING AVERAGE

Highest, Career (minimum 500 att.)
 4.90 Paul Lowe, 1960-68
 4.71 Keith Lincoln, 1961-66, 68
 4.43 Dick Post, 1967-70

Highest, Season (minimum 100 att.)
 6.45 Keith Lincoln, 1963
 6.29 Paul Lowe, 1960
 5.71 Paul Lowe, 1963

Highest, Game (minimum 10 att.)
 14.7 Michael Turner at Denver Oct. 7, 2007
 13.8 Keith Lincoln at Oakland Sept. 30, 1962
 12.7 Keith Lincoln at Kansas City Oct. 20, 1963

RUSHING ATTEMPTS

Most Seasons Leading League
 1 Paul Lowe, 1965

Most, Career
 2,880 LaDainian Tomlinson, 2001-09
 1,031 Marion Butts, 1989-93
 1,015 Paul Lowe, 1960-68

Most, Season
 372 LaDainian Tomlinson, 2002
 348 LaDainian Tomlinson, 2006
 343 Natrone Means, 1994

Most, Game
 39 LaDainian Tomlinson at Oak. Oct. 20, 2002
 Marion Butts at K.C. Dec. 17, 1989
 37 (3x) Last: L. Tomlinson at Oak. Nov. 21, 2004
 36 L. Tomlinson vs. Washington, Sept. 9, 2001
 Gary Brown at Oakland, Oct. 5, 1997

PASS ATTEMPTS

Most Seasons Leading League
 1 Philip Rivers, 2015

Most, Career
 5,604 Dan Fouts, 1973-87
 5,339 Philip Rivers, 2004-15
 3,640 John Hadl, 1962-72

Most, Season
 661 Philip Rivers, 2015
 609 Dan Fouts, 1981
 589 Dan Fouts, 1980

Most, Game
 65 Philip Rivers at Green Bay Oct. 18, 2015
 58 Philip Rivers vs. Oakland Oct. 25, 2015
 Mark Herrmann at K.C. Dec. 22, 1985
 56 Dan Fouts vs. Miami Nov. 18, 1984 (OT)

PASS COMPLETIONS

Most Seasons Leading League
 1 Philip Rivers, 2015

Most, Career
 3,462 Philip Rivers, 2004-15
 3,297 Dan Fouts, 1973-1987
 1,824 John Hadl, 1962-1972

Most, Season
 437 Philip Rivers, 2015
 379 Philip Rivers, 2014
 378 Philip Rivers, 2013

Most, Game
 43 Philip Rivers at Green Bay Oct. 18, 2015
 38 Philip Rivers vs. Oakland Oct. 25, 2015
 37 Mark Herrmann at K.C. Dec. 22, 1985
 Dan Fouts vs. Miami Nov. 18, 1984 (OT)

Most Consecutive
 22 Philip Rivers vs. Det. Sept. 13, 2015 and at Cincinnati Sept. 20, 2015
 16 Philip Rivers vs. Indianapolis Oct. 14, 2013 and at Jacksonville Oct. 20, 2013
 15 Philip Rivers at Green Bay Sept. 23, 2007
 Dan Fouts at Cleveland Sept. 7, 1981

COMPLETION PERCENTAGE

Most Seasons Leading League

1 Philip Rivers, 2013

Highest, Career (minimum 500 att.)

.648 Philip Rivers, 2004-15
 .622 Drew Brees, 2001-05
 .588 Dan Fouts, 1973-87
Highest, Season (minimum 140 att.)
 .695 Philip Rivers, 2013
 .665 Philip Rivers, 2014
 .661 Philip Rivers, 2015

Highest, Game (minimum 20 att.)

.900 Philip Rivers vs. K.C. Nov. 1, 2012 (18 of 20)
 .880 Drew Brees vs. Oak. Oct. 31, 2004 (22 of 25)
 .864 D. Brees vs. N.Y.G. Sept. 25, 2005 (19 of 22)

PASSING YARDS

Most Seasons Leading League

4 Dan Fouts, 1979, 1980, 1981, 1982
 3 John Hadl, 1965, 1968, 1971
 1 Philip Rivers, 2010

Most, Career

43,040 Dan Fouts, 1973-87

41,447 Philip Rivers, 2004-15

26,938 John Hadl, 1962-72

Most, Season

4,802 Dan Fouts, 1981
 4,792 Philip Rivers, 2015
 4,715 Dan Fouts, 1980

Most, Game

503 Philip Rivers at Green Bay Oct. 18, 2015
 455 Philip Rivers at Seattle Sept. 26, 2010
 444 Dan Fouts at San Francisco Dec. 11, 1982
 Dan Fouts vs. New York Giants Oct. 19, 1980

Most Games 300 Yards or More, Career

51 Dan Fouts, 1973-87
 45 Philip Rivers, 2004-15
 16 John Hadl, 1962-72

Most Games 300 Yards or More, Season

8 Philip Rivers, 2015
 Dan Fouts, 1980
 7 Dan Fouts, 1981, 1985
 6 Philip Rivers, 2012, 2011, 2010
 Dan Fouts, 1979

Most Consecutive Games, 300 Yards or More

5 Philip Rivers, 2015
 4 Dan Fouts, 1980-81, 1979
 3 Philip Rivers, 2010-11
 Dan Fouts, 1985, 1980
 John Hadl, 1967

Most Games 400 Yards or More, Career

8 Philip Rivers, 2004-15
 6 Dan Fouts, 1973-87
 1 Jim Harbaugh, 1999-00

Longest Completion

99t Stan Humphries at Seattle Sept. 18, 1994
 91t Jack Kemp at Denver Nov. 12, 1961
 88t Ed Luther vs. Chicago Dec. 3, 1984

TOUCHDOWN PASSES

Most Seasons Leading League

2 John Hadl, 1968, 1971
 Dan Fouts, 1981, 1982
 1 Philip Rivers, 2008 (tied with Drew Brees)

Most, Career

281 Philip Rivers, 2004-15
 254 Dan Fouts, 1973-87
 201 John Hadl, 1962-72

Most, Season

34 Philip Rivers, 2008
 33 Dan Fouts, 1981
 32 Philip Rivers, 2013

Most, Game

6 Dan Fouts at Oakland Nov. 22, 1981
 5 (4x), Last: Drew Brees vs. Oak. Oct. 31, 2004
 4 (26x), Last: Philip Rivers at Jax. Nov. 29, 2015

Most Consecutive Games

28 Philip Rivers, 2012-14
 23 Philip Rivers, 2009-10
 20 Dan Fouts, 1979-80

INTERCEPTIONS THROWN

Most Seasons Leading League

1 John Hadl, 1968

Most, Career

242 Dan Fouts, 1973-87
 211 John Hadl, 1962-72
 135 Philip Rivers, 2004-15

Most, Season

32 John Hadl, 1968
 26 John Hadl, 1972
 25 John Hadl, 1971
 Jack Kemp, 1960

Most, Game

6 Ed Luther vs. Was. Oct. 31, 1983
 John Hadl vs. K.C. Dec. 8, 1968
 5 (9x), Last: C. Wheelihan at Sea. Dec. 13, 1998
 4 (31x), Last: P. Rivers vs. Den. Oct. 15, 2012

Fewest, Season (minimum 150 att.)

3 Ed Luther, 1984 (151 att.)
 4 Doug Flutie, 2003 (167 att.)
 John Friesz, 1993 (238 att.)
 6 Stan Humphries, 1997 (225 att.)

Most Consecutive Attempts, None Intercepted

194 Drew Brees, Oct. 17-Dec. 5, 2004
 170 Philip Rivers, Nov. 27-Dec. 24
 168 Dan Fouts, Sept. 27-Oct. 25, 1981

Lowest Percentage, Season (minimum 150 att.)

.017 John Friesz, 1993
 .018 Drew Brees, 2004
 .019 Philip Rivers, 2009

PASSER RATING

Most Seasons Leading League

1 Philip Rivers, 2008

Highest, Career (minimum 500 att.)

95.5 Philip Rivers, 2004-15
 84.9 Drew Brees, 2001-05
 80.2 Dan Fouts, 1973-87

Highest, Season (minimum 300 att.)

105.5 Philip Rivers, 2013, 2008
 104.8 Drew Brees, 2004
 104.4 Philip Rivers, 2009

Highest, Game (minimum 20 att.)

157.1 Dan Fouts at Cleveland Sept. 7, 1981
 153.1 Drew Brees vs. Oakland Oct. 31, 2004
 150.5 Philip Rivers vs. S.F. Dec. 16, 2010

RECEIVING YARDS

Most Seasons Leading League

3 Lance Alworth, 1965, 1966, 1969

Most, Career

10,644 Antonio Gates, 2003-15
 9,584 Lance Alworth, 1962-70
 9,203 Charlie Joiner, 1976-86

Most, Season

1,602 Lance Alworth, 1965
 1,383 Lance Alworth, 1966
 1,340 John Jefferson, 1980

Most, Game

260 Wes Chandler vs. Cin. Dec. 20, 1982
 243 Wes Chandler vs. Seattle Sept. 15, 1985
 232 Lance Alworth at K.C. Oct. 20, 1963

Average per Catch, Career (minimum 250 rec.)

19.4 Lance Alworth, 1962-70
 18.6 Gary Garrison, 1966-76
 17.5 Vincent Jackson, 2005-11

Average per Catch, Season (minimum 35 rec.)

23.2 Lance Alworth, 1965
 22.9 Gary Garrison, 1970
 21.2 Gary Garrison, 1968, 1971

Longest Reception

99t Tony Martin at Seattle Sept. 18, 1994
 91t Keith Lincoln at Denver Nov. 12, 1961
 88t Bobby Duckworth at Chi. Dec. 3, 1984

RECEPTIONS

Most Seasons Leading League

3 Lance Alworth, 1966, 1968, 1969
 2 Kellen Winslow, 1980, 1981

Most, Career

844 Antonio Gates, 2003-15
 586 Charlie Joiner, 1976-86
 541 Kellen Winslow, 1979-87

Most, Season

100 LaDainian Tomlinson, 2003
 90 Tony Martin, 1995
 89 Antonio Gates, 2005
 Kellen Winslow, 1980

Most, Game

15 Keenan Allen vs. Detroit Sept. 13, 2015
 Kellen Winslow at G.B. Oct. 7, 1984
 14 Keenan Allen at G.B. Oct. 18, 2015
 David Boston at Jax. Oct. 5, 2003
 Kellen Winslow vs. K.C. Dec. 11, 1983
 13 (6x), Last: A. Gates vs. Mia. Dec. 11, 2005

Most Consecutive Games With a Catch

96 Lance Alworth, 1962-69
 78 Charlie Joiner, 1978-84
 73 Kellen Winslow, 1979-85

RECEIVING TOUCHDOWNS

Most Seasons Leading League

3 Lance Alworth, 1964, 1965, 1966

Most, Career

104 Antonio Gates, 2003-15
 81 Lance Alworth, 1962-70
 58 Gary Garrison, 1966-76

Most, Season

14 Tony Martin, 1996
 Lance Alworth, 1965
 13 (5x), Last: Antonio Gates, 2004
 12 Antonio Gates, 2014
 Gary Garrison, 1970

Most, Game

5 K. Winslow at Oakland Nov. 22, 1981
 4 Lance Alworth at Den. Dec. 1, 1968
 3 (14x) Last: D. Woodhead vs. Mia. Dec. 20, 2015

Most Consecutive Games

9 Antonio Gates, 2009-10
 Lance Alworth, 1963
 6 John Jefferson, 1980
 Lance Alworth, 1964, 1967
 5 Lance Alworth, 1965-66

INTERCEPTIONS BY

Most Seasons Leading League

1 Antonio Cromartie, 2007

Most, Career

42 Gill Byrd, 1983-92
 29 Dick Harris, 1960-65
 26 Rodney Harrison, 1994-02

Most, Season

10 Antonio Cromartie, 2007
 9 Charlie McNeil, 1961
 8 (4x) Last: Ryan McNeil, 2001

Most, Game

3 A. Cromartie vs. Ind. Nov. 11, 2007
 D. Harper vs. Oak. Nov. 27, 1995
 Pete Shaw at Cin. Nov. 2, 1980

Clarence Duren at Mia. Oct. 30, 1977
 Chris Fletcher at Den. Nov. 30, 1975
 Joe Beauchamp vs. Den. Sept. 24, 1972
 Leslie Duncan at Oak. Sept. 25, 1966
 Bud Whitehead at Buf. Oct. 10, 1965
 Dick Harris at Buffalo Nov. 17, 1963

Charlie McNeil vs. Hou. Sept. 24, 1961
 C. McNeil vs. N.Y. Titans, Dec. 18, 1960
 2 (81x) Last: E. Weddle at K.C. Oct. 31, 2011
 1 (911x) Last: A. Phillips at Den. Jan. 3, 2016

Most Consecutive Games

5 Charlie McNeil, 1961
 4 (4x) Last: Greg Jackson, 1998
 3 (18x) Last: Stephen Cooper, 2008

INTERCEPTION RETURN YARDS

Most Seasons Leading League

1 Charlie McNeil, 1961

Most, Career

546 Gill Byrd, 1983-92
 502 Charlie McNeil, 1960-64
 477 Kenny Graham, 1964-69

Most, Season

349 Charlie McNeil, 1961
 224 Stanley Richard, 1994
 166 Vencie Glenn, 1987

Most, Game

177 Charlie McNeil vs. Hou. Sept. 24, 1961
 106 Woodrow Lowe vs. Pit. Nov. 18, 1979
 103 Vencie Glenn vs. Den. Nov. 29, 1987

Longest Return

103t Vencie Glenn vs. Den. Nov. 29, 1987
 102t D. Frank at L.A. Raiders Oct. 31, 1993
 100t Leslie Duncan vs. K.C. Oct. 15, 1967

INTERCEPTION RETURN TOUCHDOWNS

Most, Career

5 Kenny Graham, 1964-69
 Dick Harris, 1960-65
 4 Woodrow Lowe, 1976-86
 3 Eric Weddle, 2007-15
 Joe Beauchamp, 1966-75

Continued next page

2016 MEDIA GUIDE | 171

Individual Records, cont.

Most, Season

- 3 Dick Harris, 1961
- 2 (9x) Last: Demorrio Williams, 2012
- 1 (68x) Last: Jason Verrett, 2015

Most, Game

- 1 (89x) Last: J. Verrett vs. Chi. Nov. 9, 2015

SACKS

Most Seasons Leading League

- 1 Shawnee Merriman, 2006

Most, Career

- 105.5 Leslie O'Neal, 1986-95
- 69.5 Shaun Phillips, 2004-12
- 67.0 Gary Johnson, 1975-84

Most, Season

- 17.5 Gary Johnson, 1980
- 17.0 S. Merriman, 2006
- Leslie O'Neal, 1992
- Steve DeLong, 1969
- 15.5 Fred Dean, 1978

Most, Game (since 1982)

- 5 Leslie O'Neal vs. Dallas Nov. 16, 1986
- 4 (5x) Last: A. Barnes vs. Bal. Dec. 18, 2011
- 3.5 (3x) Last: K. Reyes at N.Y.J. Dec. 23, 2012

PUNTS

Most, Career

- 771 Darren Bennett, 1995-03
- 756 Mike Scifres, 2003-15
- 519 Dennis ParTEE, 1968-75

Most, Season

- 95 Darren Bennett, 1998
- 92 Darren Bennett, 2000
- 89 Darren Bennett, 1997, 1999

Most, Game

- 11 (5x) Last: D. Bennett at Oak. Oct. 11, 1998
- 10 (9x) Last: M. Scifres at Seattle Dec. 24, 2006
- 9 (12x) Last: M. Scifres vs. Oak. Nov. 16, 2014

PUNT YARDS

Most, Career

- 34,152 Mike Scifres, 2003-15
- 33,776 Darren Bennett, 1995-03
- 21,417 Dennis ParTEE, 1968-75

Most, Season

- 4,248 Darren Bennett, 2000
- 4,174 Darren Bennett, 1998
- 3,972 Darren Bennett, 1997

Most, Game

- 522 Darren Bennett at Oak. Oct. 11, 1998
- 493 Mike Scifres at Denver Nov. 18, 2012
- 492 Dennis ParTEE at K.C. Nov. 10, 1974

Longest Punt

- 82 Paul Maguire vs. Dallas Nov. 19, 1961
- 73 Dennis ParTEE at Denver Oct. 17, 1971
- 72 Mike Scifres at Buffalo, Sept. 21, 2014

PUNTING AVERAGE

Highest, Career (minimum 100 att.)

- 45.2 Mike Scifres, 2003-15
- 43.8 Darren Bennett, 1995-03
- 42.9 Ralf Mojsiejenko, 1985-88

Highest, Season (minimum 50 att.)

- 48.3 Mike Scifres, 2012
- 46.7 Mike Scifres, 2010
- 46.2 Darren Bennett, 2000

Highest, Game (minimum 4 att.)

- 59.5 Mike Scifres at St. Louis Oct. 17, 2010
- Darren Bennett at Pit. Oct. 1, 1995
- 57.0 Mike Scifres vs. K.C. Oct. 19, 2014
- Darren Bennett at K.C. Sept. 17, 2000
- 56.7 Darren Bennett at Denver Oct. 6, 1996

PUNT RETURN YARDS

Most Seasons Leading League

- 1 Leslie "Speedy" Duncan, 1965

Most, Career

- 2,388 Mike Fuller, 1975-80
- 1,651 Leslie "Speedy" Duncan, 1964-70
- 1,407 Darrien Gordon, 1983-96

Most, Season

- 537 Darrien Gordon, 1996
- 489 Eric Metcalf, 1997
- 475 Darrien Gordon, 1994

Most, Game

- 168 Eric Metcalf at Cincinnati Nov. 2, 1997
- 136 Mike Fuller at Buffalo Nov. 21, 1976
- 133 Andre Coleman at Phil. Sept. 17, 1995

Longest Return

- 95t Leslie Duncan vs. N.Y. Jets Nov. 24, 1968
- 90t D. Gordon at L.A. Raiders, Sept. 25, 1994
- 88t Andre Coleman at Phi. Sept. 17, 1995
- Mike Fuller at N.O. Oct. 9, 1977

PUNT RETURN AVERAGE

Most Seasons Leading League

- 2 Leslie "Speedy" Duncan, 1965, 1966

Highest, Career (minimum 50 ret.)

- 13.7 Darrien Gordon, 1993-96
- 12.0 Leslie "Speedy" Duncan, 1964-70
- 11.3 Mike Fuller, 1975-80

Highest, Season (minimum 20 ret.)

- 15.5 Leslie "Speedy" Duncan, 1965
- 14.9 Darrien Gordon, 1996
- 13.2 (4x), Last: Darrien Gordon, 1994

PUNT RETURN TOUCHDOWNS

Most, Career

- 4 Leslie "Speedy" Duncan, 1964-70
- 3 Eric Metcalf, 1997
- Darrien Gordon, 1993-96
- 2 (4x) Last: Darren Sproles, 2005-10

Most, Season

- 3 Eric Metcalf, 1997
- 2 (3x) Last: Darrien Gordon, 1994
- 1 (15x) Last: Micheal Spurlock, 2012

Most, Game

- 2 Eric Metcalf at Cincinnati, Nov. 2, 1997
- 1 (22x) Last: M. Spurlock at N.Y.J. Dec. 23, 2012

PUNT RETURNS

Most Seasons Leading League

- 1 Leslie Duncan, 1965

Most, Career

- 212 Mike Fuller, 1975-80
- 138 Leslie "Speedy" Duncan, 1964-70
- 124 Lionel James, 1984-88

Most, Season

- 46 Mike Fuller, 1979
- 45 Eric Metcalf, 1997
- 39 Mike Fuller, 1978

Most, Game

- 8 (4x) Last: L. Johnson at Det. Dec. 7, 2003
- 7 (4x) Last: M. Fuller at Hou. Dec. 17, 1978
- 6 (9x) Last: J. Herndon vs. Mia. Dec. 20, 2015

Most Fair Catches, Season

- 24 Kenny Graham, 1969
- 19 Chris Penn, 1999
- Darrien Gordon, 1994
- 18 Kitrick Taylor, 1991

Most Fair Catches, Game

- 6 Phil McConkey at K.C. Dec. 17, 1989
- 5 Jeff Graham at Oakland Sept. 3, 2000
- Kenny Graham vs. Cin. Oct. 4, 1969
- 4 (10x), Last: J. Jones vs. Pit. Oct. 12, 2015

KICKOFF RETURN YARDS

Most, Career

- 6,469 Darren Sproles, 2005-10
- 3,997 Ronney Jenkins, 2000-02
- 3,914 Andre Coleman, 1994-96

Most, Season

- 1,541 Ronney Jenkins, 2001
- 1,531 Ronney Jenkins, 2000
- 1,528 Darren Sproles, 2005

Most, Game

- 250 Ronney Jenkins, at Oak. Nov. 18, 2001
- 221 Ronney Jenkins vs. N.O. Sept. 10, 2000
- 215 Richard Goodman at Oak. Jan. 1, 2012

Longest Return

- 105t Richard Goodman at Oak. Jan. 1, 2012
- 103t Darren Sproles at Denver Sept. 14, 2008
- K. Lincoln vs. N.Y. Titans Sept. 16, 1962
- 99t Micheal Spurlock vs. Oak. Dec. 30, 2012

KICKOFF RETURN AVERAGE

Highest, Career (minimum 75 ret.)

- 25.3 Leslie "Speedy" Duncan, 1964-70
- 25.1 Darren Sproles, 2005-10
- 24.2 Ronney Jenkins, 2000-02

Highest, Season (minimum 10 ret.)

- 29.7 Antonio Cromartie, 2006
- 28.4 Keith Lincoln, 1962
- 28.0 Leslie "Speedy" Duncan, 1969

KICKOFF RETURN TOUCHDOWNS

Most, Career

- 4 Andre Coleman, 1994-96
- 3 Ronney Jenkins, 2000-02
- 2 Darren Sproles, 2005-08
- Anthony Miller, 1988-93

Most, Season

- 2 (3x) Last: Ronney Jenkins, 2001
- 1 (13x) Last: Micheal Spurlock, 2012

Most, Game

- 1 (19x) Last: M. Spurlock vs. Oak. Dec. 30, 2012

KICKOFF RETURNS

Most, Career

- 258 Darren Sproles, 2005-10
- 166 Andre Coleman, 1994-96
- 165 Ronney Jenkins, 2000-02

Most, Season

- 67 Ronney Jenkins, 2000
- 63 Darren Sproles, 2005
- 62 Andre Coleman, 1995

Most, Game

- 8 (5x) Last: D. Sproles at N.O. (at London) Oct. 26, 2008
- 7 (13x) Last: D. Sproles vs. Den. Oct. 19, 2009
- 6 (36x) Last: R. Goodman at Oak. Jan. 1, 2012

COMBINED KICKOFF AND PUNT RETURN YARDS

Most, Career

- 7,404 Darren Sproles, 2005-10
- 5,037 Leslie "Speedy" Duncan, 1964-70
- 4,240 Andre Coleman, 1994-96

Most, Season

- 1,737 Andre Coleman, 1995
- 1,636 Darren Sproles, 2005
- 1,625 Darren Sproles, 2008

COMBINED KICKOFF AND PUNT RETURNS

Most, Career

- 372 Darren Sproles, 2005-10
- 289 Mike Fuller, 1975-80
- 272 Leslie "Speedy" Duncan, 1964-70

Most, Season

- 90 Andre Coleman, 1995
- 81 Darren Sproles, 2005
- 80 Darren Sproles, 2009

SERVICE

Most Seasons, Active Player

- 17 David Binn, 1994-10
- 15 Dan Fouts, 1973-87
- Russ Washington, 1968-82
- 14 Don Macek, 1976-89
- Doug Wilkerson, 1971-84

Most, Games

- 256 David Binn, 1994-10
- 200 Junior Seau, 1990-02
- Mike Scifres, 2003-15
- Russ Washington, 1968-82
- 195 Mike Scifres, 2003-15
- Doug Wilkerson, 1971-84

Most Consecutive Games

- 179 David Binn, 1994-10
- 178 Russ Washington, 1968-80
- 174 Mike Scifres, 2003-14

Most Consecutive Starts

- 160 Philip Rivers, 2006-15
- 148 Russ Washington, 1970-80
- 140 Walt Sweeney, 1964-73

TEAM RECORDS

GAMES WON

Most, Season
14 2006
13 2009
12 1961, 1979, 2004
Fewest, Season
1 2000
2 1973, 1975
4 1962, 1972, 1986, 1991, 1997, 2003, 2015

Most Consecutive
15 Nov. 27, 1960–Dec. 3, 1961
11 Oct. 25, 2009–Jan. 3, 2010
Oct. 29, 2006–Sept. 9, 2007
8 (4x) Last: Oct. 24–Dec. 19, 2004

Most Consecutive at Home
10 Nov. 5, 1978–Nov. 25, 1979
9 Sept. 17, 2006–Sept. 9, 2007
Nov. 27, 1960–Dec. 9, 1961
8 Oct. 4, 1992–Sept. 19, 1993

Most Consecutive on Road
11 Oct. 2, 1960–Nov. 12, 1961
6 Oct. 25, 2009–Dec. 25, 2009
Nov. 4, 1979–Sept. 28, 1980
5 Jan. 2, 1994–Oct. 16, 1994

Most Consecutive at Start of Season
11 1961
6 1994
4 1966, 1980, 2002

GAMES LOST

Most, Season
15 2000
12 1975, 1986, 1991, 1997, 2003, 2015
11 1973, 1998, 2001

Fewest, Season
2 1961, 1965, 2006
3 2009, 1963, 1982+
4 1960, 1979, 2004

Most Consecutive
11 Sept. 3, 2000–Nov. 19, 2000
Sept. 21, 1975–Nov. 30, 1975
9 Dec. 8, 2002–Oct. 5, 2003
Nov. 4, 2001–Dec. 30, 2001
8 (4x) Last: Nov. 2, 1997–Dec. 21, 1997

Most Consecutive at Home
6 Sept. 21, 1975–Nov. 16, 1975
Nov. 25, 1973–Oct. 27, 1974
5 (5x) Last: Oct. 12, 2015–Dec. 6, 2015
4 (3x) Last: Dec. 8, 2002–Sept. 21, 2003

Most Consecutive on Road
11 Oct. 6, 1985–Oct. 26, 1986
8 (3x) Last: Sept. 3, 2000–Dec. 17, 2000
7 Nov. 10, 2002–Oct. 5, 2003
Sept. 20, 1998–Dec. 27, 1998

Most Consecutive on Road Without Victory (Ties incl.)
14 Nov. 22, 1970–Nov. 19, 1972

POINTS

Most, Season
492 2006
478 1981
467 1985

Most, Game
58 vs. Denver, Dec. 22, 1963
55 at Oakland, Nov. 22, 1981
vs. Denver, Oct. 20, 1968
54 vs. Pittsburgh, Dec. 8, 1985

Most Game, Both Teams
98 vs. Pittsburgh, Dec. 8, 1985
93 vs. N.Y. Titans, Dec. 18, 1960
90 at Cincinnati, Nov. 12, 2006

Most, Half
42 Nov. 12, 2006 at Cincinnati (second half)
41 Nov. 5, 1961 vs. N.Y. Titans (second half)
35 (3x) Last: Oct. 28, 2007 vs. Houston (first half)

Most, Quarter
28 at Kansas City Nov. 15, 1964 (second quarter)
vs. N.Y. Titans Nov. 5, 1961 (third quarter)
vs. Houston Sept. 24, 1961 (second quarter)

Most, Quarter, Both Teams
38 at Denver Sept. 14, 2008 (2Q)
at Kansas City Oct. 19, 1986 (2Q)
at Denver Oct. 6, 1963 (2Q)
at Boston Oct. 7, 1961 (2Q)

Fewest, Season

188 1973
189 1975
212 1974

Fewest, Game
0 (28x) Last: at Miami Nov. 2, 2014

Most Consecutive Games Not Shutout
240 Nov. 7, 1999–Nov. 2, 2014
121 Sept. 7, 1962–Nov. 2, 1969

TOUCHDOWNS

Most, Season
61 1981
60 1985
59 2006

Most, Game
8 vs. Pittsburgh Dec. 8, 1985
at Oakland Nov. 22, 1981
7 (8x) Last: vs. Denver Dec. 28, 2008
6 (34x) Last: at Tennessee Dec. 25, 2009

Fewest, Season
22 1973, 1975
23 1998
25 1977, 1999

POINTS AFTER TOUCHDOWN

Most, Season
58 2006
55 1981
54 2004

Most, Game
7 (7x) Last: vs. Denver Dec. 28, 2008
6 (27x) Last: at Tennessee Dec. 25, 2009
5 (49x) Last: at San Francisco Dec. 20, 2014

Fewest, Season
19 1973, 1998
20 1975
21 1977

TWO-POINT CONVERSIONS

Most, Season
3 1994
2 1962, 1963, 1968, 1998, 2003, 2008, 2010, 2015
1 1961, 1964, 1995, 1999, 2002, 2006, 2011

Most, Game – (since 1994)
2 vs. Oakland Oct. 25, 2015
1 (15x) Last: at Kansas City Oct. 31, 2011

Most Attempts, Season
7 1994
5 2008
4 1995, 1998, 2000

Most Attempts, Game – (since 1994)
3 at Denver, Sept. 4, 1994
2 (4x) Last: vs. Oakland Oct. 25, 2015
1 (32x) Last: at Cincinnati Sept. 20, 2015

FIELD GOALS

Most, Season
34 1994, 2013
32 2009
31 1993, 1999

Most, Game
6 (3x) Last: at Oakland Oct. 5, 1997
5 (11x) Last: at Oakland Sept. 10, 2012
4 (30x) Last: vs. Jacksonville Sept. 28, 2014

Most Attempts, Season
43 2001
40 1993
38 1994

Most Attempts, Game
7 at N.Y. Jets Oct. 8, 1966
6 (6x) Last: vs. Denver Dec. 1, 2002
5 (25x) Last: at Oakland Sept. 10, 2012

Most, Game, Both Teams
9 vs. Kansas City Sept. 29, 1996
8 at Indianapolis Nov. 3, 1996
vs. New England Nov. 9, 1975
7 (14x) Last: at Baltimore Nov. 1, 2015

Most Attempts, Game, Both Teams
10 (4x) Last: vs. Seattle Dec. 12, 1999
9 (3x) Last: vs. Denver Dec. 1, 2002
8 (21x) Last: vs. Denver Dec. 14, 2014

Fewest Made, Season

6 1974
10 1976
12 1964, 1970, 1973, 1975

Fewest Attempts, Season
16 1974
19 1970
20 1962, 1976, 1988, 2003

FIRST DOWNS

Most, Season
380 1985
379 1981
374 1984

Most, Game
35 at Kansas City Oct. 19, 1986
34 vs. Miami Nov. 18, 1984 (OT)
vs. Cincinnati Dec. 20, 1982
33 at Philadelphia Sept. 15, 2013
vs. Oakland Oct. 31, 2004

Most, Game, Both Teams
62 vs. Seattle Sept. 15, 1985
58 (3x) Last: vs. Sea. Dec. 29, 2002 (OT)
57 at New England, Sept. 18, 2011
at San Francisco Dec. 11, 1982

Fewest, Season
198 1973, 1975
208 1961
217 1962

Fewest, Game
3 at Denver Nov. 30, 1975
5 at Denver Nov. 16, 2003
vs. Oakland Oct. 5, 1970
6 vs. Pittsburgh Dec. 24, 2000
at Seattle Nov. 22, 1987

Most by Rushing, Season
137 2006
131 2004
127 1965, 1981

Most by Rushing, Game
19 vs. Oakland Nov. 27, 1960
18 vs. Houston Oct. 3, 1965
17 (3x) Last: vs. Denver, Dec. 28, 2008

Fewest by Rushing, Game
0 vs. Oakland Dec. 5, 2010
at Oakland Nov. 14, 1999
1 (16x) Last: at Denver Nov. 18, 2012
2 (48x) Last: at Kansas City Dec. 13, 2015

Most by Passing, Season
259 1985
244 1980
240 1984

Most by Passing, Game
27 vs. Seattle Sept. 15, 1985
26 at Green Bay Oct. 18, 2015
23 vs. Cincinnati Dec. 20, 1982
vs. N.Y. Giants Oct. 19, 1980

Fewest by Passing, Season
89 1975
93 1973
110 1961

Fewest by Passing, Game
0 at Kansas City Sept. 20, 1998
1 at Denver Nov. 30, 1975 (OT)
2 (3x) Last: at Denver Nov. 16, 2003

Most by Penalty, Season
39 2013
37 2004, 2014
35 2015

Most by Penalty, Game
7 vs. Baltimore Nov. 15, 1998
vs. Denver Nov. 30, 1997
6 (5x) Last: at Baltimore Nov. 30, 2014
5 (17x) Last: vs. Cleveland Oct. 4, 2015

Fewest by Penalty, Season
11 1975
12 1964
13 1968

Continued next page

Team Records, cont.

NET YARDS GAINED

Most, Season
6,744 1981
6,535 1985
6,410 1980
Most, Game
661 vs. Cincinnati Dec. 20, 1982
593 vs. L.A. Raiders Nov. 10, 1985
581 vs. Denver Oct. 20, 1968
Most, Game, Both Teams
1,102 vs. Cincinnati Dec. 20, 1982
1,057 vs. Denver Oct. 20, 1968
1,050 at Philadelphia Sept. 15, 2013
Fewest, Season
3,411 1975
3,622 1973
3,953 1970
Fewest, Game
70 at Denver Nov. 2, 1969
93 vs. Oakland Oct. 5, 1975
96 at Denver Nov. 16, 2003
Most Total Offensive Plays, Season
1,154 1984
1,135 1980
1,129 1981
Fewest Total Offensive Plays, Season
617 1982†
753 1963
759 1964

RUSHING

Most Attempts, Season
590 1978
525 2004
522 2006
Most Attempts, Game
58 vs. Oakland, Nov. 20, 1977
53 (4x) Last: vs. Detroit Dec. 16, 2007
51 at Kansas City Sept. 12, 1983
Fewest Attempts, Season
267 1982†
351 2000
361 1966
Most Yards, Season
2,578 2006
2,257 1990
2,248 1991
Most Yards, Game
289 vs. Denver Dec. 28, 2008
287 vs. N.Y. Jets Oct. 13, 1963
274 vs. Detroit Dec. 16, 2007
Fewest Yards, Game
2 vs. Boston Dec. 17, 1961
3 vs. Dallas Texans Nov. 19, 1961
11 vs. Buffalo Nov. 20, 1960
Most Touchdowns, Season
32 2006
26 1981
25 1979
Fewest Touchdowns, Season
4 2012, 2015
5 1997
6 2014
Most Touchdowns, Game
5 (4x) Last: vs. Denver Dec. 28, 2008
4 (22x) Last: at Tennessee Dec. 25, 2009
3 (46x) Last: vs. Baltimore Dec. 18, 2011

RUSHING AVERAGE

Highest, Season
5.6 1963
5.1 2003
4.9 2006
Highest, Game
8.52 vs. N.Y. Jets Dec. 24, 1967
8.44 vs. Denver Dec. 22, 1963
8.26 vs. Cleveland Nov. 5, 2006

PASSING

Most Attempts, Season
667 2015
662 1984
635 1983
Most Attempts, Game
65 at Green Bay Oct. 18, 2015
at Kansas City Oct. 19, 1986
58 vs. Oakland Oct. 25, 2015
at Kansas City Dec. 22, 1985
56 vs. Miami Nov. 18, 1984, (OT)
Fewest Attempts, Season
337 1975
338 1982†
349 1974
Fewest Attempts, Game
6 at Cleveland Dec. 19, 2004
10 vs. Kansas City Dec. 18, 1988
11 (2x) Last: vs. Houston Oct. 28, 2007
Most Completions, Season
442 2015
401 1984
386 1985
Most Completions, Game
43 at Green Bay Oct. 18, 2015
38 vs. Oakland Oct. 25, 2015
37 (3x) Last: at Kansas City Oct. 19, 1986
Fewest Completions, Game
1 at Kansas City Sept. 20, 1998
3 vs. Oakland Oct. 5, 1975
4 at Cleveland Dec. 19, 2004
vs. Kansas City Nov. 2, 1986
Most Net Yards Gained, Season
4,870 1985
4,739 1981
4,661 1983
Most Net Yards Gained, Game
494 vs. Seattle Sept. 15, 1985
488 at Green Bay Oct. 18, 2015
486 vs. Cincinnati Dec. 20, 1982
Fewest Net Yards Gained, Season
1,610 1975
1,808 1973
2,244 1977
Fewest Net Yards Gained, Game
-22 vs. Oakland Oct. 5, 1975
-19 at Kansas City Sept. 20, 1998
7 at Washington Sept. 16, 1973
Most Touchdowns, Season
37 1985
34 1981, 2008
32 2013
Fewest Touchdowns, Season
7 1975
9 1973
11 1977, 1988, 1998
Most Touchdowns, Game
7 at Oakland Nov. 22, 1981
5 (9x) Last: vs. Oakland Oct. 31, 2004
4 (27x) Last: at Jacksonville Nov. 29, 2015
Most Had Intercepted, Season
34 1962, 1998
33 1968, 1983, 1986
30 1964, 1973, 1978, 1985, 2000
Most Had Intercepted, Game
7 at Seattle Dec. 13, 1998
vs. Kansas City Dec. 8, 1968
6 (6x) Last: vs. Green Bay Oct. 24, 1999
5 (14x) Last: at Denver Dec. 27, 1987
Fewest Had Intercepted, Season
8 2004
9 2006
10 2009
SACKED ATTEMPTING TO PASS
Most Times, Season
57 1970
53 2000
51 1997
Fewest Times, Season
11 1967
12 1982†
18 1968
Most Times Sacked Opponent, Season
62 1986
61 2006
60 1980

Most Times Sacked Opponent, Game
11 at New York Jets Dec. 23, 2012
vs. Dallas Nov. 16, 1986
10 vs. Green Bay Sept. 24, 1978
9 (4x) Last: vs. Arizona Oct. 3, 2010

PUNTS

Most, Season
95 1998
92 2000
90 1997
Most, Game
11 (5x) Last: at Oakland Oct. 11, 1998
10 (10x) Last: at Denver Nov. 18, 2012
9 (11x) Last: vs. Oakland Nov. 16, 2014
Fewest, Season
23 1982†
45 1972
47 2011
Fewest, Game
0 (5x) Last: at Oakland Jan. 1, 2012
1 (33x) Last: at Baltimore Nov. 30, 2014
2 (75x) Last: vs. Detroit Sept. 13, 2015
Fewest, Game, Both Teams
1 (2x) Last: at Oakland Jan. 1, 2012
2 (6x) Last: at Baltimore Nov. 30, 2014
3 (15x) Last: vs. Kansas City Nov. 1, 2012

PUNT YARDS

Most, Season
4,248 2000
4,174 1998
3,972 1997
Most, Game
522 at Oakland Oct. 11, 1998
493 at Denver Nov. 18, 2012
492 at Kansas City Nov. 10, 1974
Fewest, Season
868 1982†
1,813 1972
2,234 2011
Highest Average, Season
47.5 2011
46.6 2012
46.2 2000
Lowest Average, Season
36.3 1978
36.5 1979
36.8 1975

PUNT RETURNS

Most, Season
57 1978
52 1979
49 2003
Most, Game
8 (4x) Last: at Detroit Dec. 7, 2003
7 (7x) Last: at Houston Dec. 7, 1978
6 (13x) Last: vs. Miami Dec. 20, 2015
Fewest, Season
12 1982†
20 2015
21 1966
Most Fair Catches, Season
32 1969
26 2015
25 1991, 1999
Most Fair Catches, Game
6 at Kansas City Dec. 17, 1989
vs. Chicago Dec. 4, 1978
5 at Oakland Sept. 3, 2000
vs. Cincinnati Oct. 4, 1969
4 (9x) Last: vs. Pittsburgh Oct. 12, 2015
Fewest Fair Catches, Season
0 1960, 1961, 1962, 1963, 1964, 1965, 1975
1 1976
3 1977

PUNT RETURN YARDS

Most, Season
590 1978
559 1996
542 1998
Most, Game
168 at Cincinnati Nov. 2, 1997
151 vs. Kansas City Sept. 20, 1965
139 vs. New York Titans Nov. 5, 1961

Fewest, Season

84 2015
138 1982†
166 2013

Highest Average, Season

15.5 1961
14.7 1996
13.4 1965

Lowest Average, Season

4.2 2015
5.6 1970
5.8 1971

PUNT RETURN TOUCHDOWNS**Most, Season**

3 1997
2 1965, 1973, 1990, 1994
1 (13x) Last: 2012

Most, Game

2 at Cincinnati Nov. 2, 1997
1 (22x) Last: at New York Jets Dec. 23, 2012

KICKOFF RETURNS**Most, Season**

84 2003
83 2000
75 1997

Most, Game

9 (7x) Last: vs. New York Jets Nov. 3, 2002
8 (15x) Last: at N.O. (at London) Oct. 26, 2008
7 (51x) Last: at Seattle Sept. 26, 2010

Most, Game, Both Teams

17 vs. Pittsburgh Dec. 8, 1985
16 vs. New York Titans Dec. 18, 1960
15 (3x) Last: at New York Giants Oct. 2, 1983

KICKOFF RETURN YARDS**Most, Season**

1,804 2003
1,792 2000
1,716 2001

Most, Game

269 at Oakland Nov. 18, 2001
242 vs. Atlanta Oct. 21, 1973
232 vs. Kansas City Dec. 13, 1964

Fewest, Season

577 2014
583 2015
642 1961

Highest Average, Season

26.0 2001
25.6 2011
25.5 2007

Lowest Average, Season

16.5 1961
17.5 1986
18.0 1992

KICKOFF RETURN TOUCHDOWNS**Most, Season**

2 1988, 1994, 1995, 2001
1 1962, 1985, 1989, 1991, 1997, 2000, 2004,
2007, 2008, 2011, 2012

Most, Game

1 (19x) Last: vs. Oakland Dec. 30, 2012

PENALTIES**Most Seasons Leading League**

3 1962, 1964, 1965

Most, Season

137 1998
129 1997
128 1981

Most, Game

19 at Kansas City Nov. 16, 1997
16 vs. Baltimore Nov. 15, 1998
15 at Indianapolis Nov. 3, 1997

Fewest, Season

63 1969
64 1982†
68 1966

Fewest, Game

0 (5x) Last: at Denver Oct. 9, 2011
1 (27x) Last: at Tampa Bay Nov. 11, 2012
2 (38x) Last: vs. Washington Jan. 3, 2010

Most Yards, Season

1,229 1998
1,101 1997
1,039 1988

Most Yards, Game

148 vs. N.Y. Jets Oct. 13, 1963
146 vs. Baltimore Nov. 15, 1998
at Kansas City Nov. 16, 1997
138 at Seattle Nov. 16, 1981

FUMBLES**Most, Season**

44 1985
42 1983
40 1972, 1973, 1980

Most, Game

9 vs. Green Bay Sept. 24, 1978
7 vs. Cincinnati Sept. 30, 1993
6 (5x) Last: vs. Pittsburgh Dec. 13, 1987

Most by Opponent, Game

9 at Kansas City Nov. 15, 1964
7 (3x) Last: vs. Washington Sept. 9, 2001
6 (6x) Last: vs. Arizona Dec. 9, 1995

Most, Game, Both Teams

11 (3x) Last: vs. Kansas City Oct. 13, 1985
10 (5x) Last: vs. Seattle Nov. 25, 1990
9 (7x) Last: vs. Washington Sept. 9, 2001

Fewest, Season

13 1993
14 2009, 2013
16 1963, 2002, 2014

Most Lost, Season

22 1980, 1981, 1983
21 1973, 1978
20 1972, 1987, 2000

Most Lost, Game

6 vs. Green Bay Sept. 24, 1978
4 (10x) Last: at Baltimore Dec. 10, 2000
3 (39x) Last: vs. New England Oct. 24, 2010

Most Own Recovered, Season

25 1985
21 1979
20 1972, 1973, 1975, 1983

Most Own Recovered, Game

5 (5x) Last: vs. Oakland Dec. 26, 1999
4 (7x) Last: vs. Seattle Sept. 14, 2014
3 (42x) Last: at Denver Jan. 3, 2016

Fewest Own Recovered, Season

4 1963, 2013
7 1989, 2009
8 1965, 1967, 1968, 1993, 2002, 2003

Most Opponents Recovered, Season

22 1986
18 1973, 1979, 1980, 1981, 2007
17 1960, 1961, 1963, 1983, 1984

Fewest Opponents Recovered, Season

4 2011
5 1963
6 1969, 2000, 2013

POINTS ALLOWED**Most, Season**

462 1983
441 2003
440 2000

Most, Game

57 at St. Louis Oct. 1, 2000
52 at Pittsburgh Nov. 25, 1984
51 at Oakland Oct. 29, 1967

Most, Quarter

31 at Oakland Dec. 8, 1963 (4Q)
30 at St. Louis Nov. 20, 1983 (2Q)
28 (5x) Last: at Minnesota Nov. 28, 1999 (2Q)

Fewest, Season

205 1977
219 1961
221 1982†
221 1982†
0 (17x) Last: vs. New York Jets Oct. 5, 2014
3 (16x) Last: at Denver Nov. 22, 2009
6 (18x) Last: vs. Oakland Nov. 16, 2014

FIRST DOWNS ALLOWED**Most, Season**

365 1981
364 1985
347 1983

Most, Game

34 (3x) Last: at Denver Sept. 14, 2008
33 vs. Cincinnati Nov. 23, 2003
32 at Pittsburgh Oct. 4, 2009

Fewest, Season

190 1965
196 1982†
224 1962

Fewest, Game

5 vs. Kansas City Dec. 12, 2010
at Tampa Bay Sept. 19, 1976
6 at Oakland Oct. 11, 1998
at Oakland (at S.F.) Oct. 22, 1961
7 (5x) Last: vs. Houston Sept. 15, 2002

Most by Rushing, Season

154 1975
143 1971
137 1983

Most by Rushing, Game

19 (3x) Last: at Seattle Nov. 22, 1987
17 vs. Houston Sept. 23, 1962
16 vs. New England Oct. 16, 1977
vs. Kansas City Dec. 18, 1966

Fewest by Rushing, Season

54 1965
65 1982
71 1969

Fewest by Rushing, Game

0 (5x) Last: at Indianapolis Nov. 28, 2010
1 (21x) Last: at Denver Dec. 12, 2013
2 (42x) Last: vs. Cleveland Oct. 4, 2015

Most by Passing, Season

218 1985
216 1981
213 2008

Most by Passing, Game

24 at Denver Nov. 19, 2000
23 at New England Sept. 18, 2011
22 (4x) Last: vs. Philadelphia Nov. 15, 2009

Fewest by Passing, Season

105 1977
114 1971
116 1965

Fewest by Passing, Game

1 (3x) Last: vs. Oakland Dec. 28, 2003
2 (6x) Last: at Cleveland Dec. 19, 2004
3 (12x) Last: vs. Minnesota, Sept. 11, 2011

Most by Penalty, Season

41 2000, 2004, 2014
35 1981, 1997, 1998
30 1996, 2002, 2012

Most by Penalty, Game

7 vs. Cleveland, Nov. 5, 2006
6 (8x) Last: at N.O. (at London) Oct. 26, 2008
5 (18x) Last: vs. New England Dec. 7, 2014

Fewest by Penalty, Season

12 1982†
13 1969, 1992
14 1976

NET YARDS ALLOWED**Most, Season**

6,265 1985
6,136 1981
6,034 2002

Most, Game

614 at St. Louis Oct. 1, 2000
591 vs. Seattle Dec. 29, 2002
553 at Oakland Sept. 22, 1996

Fewest, Season

3,253 1982†
3,268 1965
3,652 1977

Fewest, Game

58 at Oakland (at S.F.) Oct. 22, 1961
67 vs. Kansas City Dec. 12, 2010
99 vs. Indianapolis Nov. 1, 1992

Team Records, cont.

RUSHING ALLOWED

Most Attempts, Season
 606 1975
 559 1973
 552 1983

Most Attempts, Game
 61 at Chicago Oct. 25, 1981 (OT)
 60 at Denver Nov. 30, 1975
 59 at Oakland Sept. 18, 1977

Fewest Attempts, Season
 230 1982†
 306 1965
 355 2004

Fewest Attempts, Game
 9 vs. Detroit Dec. 16, 2007
 vs. Miami Sept. 7, 1986
 10 (2x) Last: vs. Tennessee Sept. 16, 2012
 11 (4x) Last: at Denver Dec. 12, 2011

Most Yards, Season
 2,442 1975
 2,403 1966
 2,296 1971

Most Yards, Game
 378 at Minnesota Nov. 4, 2007
 355 at San Francisco Dec. 20, 2014
 328 at Denver Nov. 30, 1975

Fewest Yards, Season
 961 1982†

Fewest Yards, Game
 1,094 1965
 1,140 1998

Fewest Yards, Game
 2 at Oakland [at San. Fran.] Oct. 22, 1961
 11 at Carolina Dec. 17, 2000
 13 at Oakland Oct. 5, 1997

Most Touchdowns, Season
 26 1983
 25 1971, 1981, 1985
 23 1973, 1984

Fewest Touchdowns, Season
 7 1961, 1965
 8 1999, 2011
 10 (12x) Last: 2012

Most Touchdowns Allowed, Game
 5 vs. Atlanta Oct. 21, 1973
 at Houston Sept. 18, 1960
 4 (11x) Last: at Washington Nov. 3, 2013
 3 (45x) Last: vs. Kansas City Nov. 22, 2015

PASSING ALLOWED

Most Attempts, Season
 636 1996
 607 2002, 2004
 605 2008

Most Attempts, Game
 61 vs. St. Louis Sept. 20, 1987
 58 (2x) Last: vs. Tennessee Oct. 3, 2004
 57 (2x) Last: at Oakland Sept. 22, 1996

Fewest Attempts, Season
 330 1977
 341 1973
 342 1982†

Fewest Attempts, Game
 7 at Detroit Nov. 6, 1977
 12 (2x) Last: at Denver Dec. 10, 1972
 13 (4x) Last: at Cincinnati Oct. 4, 1987

Most Completions, Season
 411 2008
 375 2002
 372 2004

Most Completions, Game
 40 vs. Cincinnati Dec. 20, 1982
 39 vs. Tennessee Oct. 3, 2004
 37 Kansas City Oct. 9, 1994

Fewest Completions, Season
 170 1966
 172 1977
 177 1973

Fewest Completions, Game
 3 at Tampa Bay Sept. 19, 1976
 5 (5x) Last: at Cincinnati Oct. 4, 1987
 6 (6x) Last: vs. Oakland Dec. 28, 2003

Most Net Yards, Season
 4,311 1981
 4,295 2002
 4,293 1985

Most Net Yards, Game

453 at St. Louis Nov. 10, 2002
 451 at St. Louis Oct. 1, 2000
 443 at Denver Nov. 19, 2000

Fewest Net Yards, Season
 1,725 1977
 2,155 1966
 2,174 1965

Fewest Net Yards, Game
 -13 at Cincinnati Oct. 4, 1987
 -4 at Tampa Bay Sept. 19, 1976
 0 vs. Oakland Dec. 28, 2003
 vs. Cincinnati Dec. 6, 1970

Most Touchdowns, Season

36 2003
 33 2000
 31 1997

Most Touchdowns, Game
 5 (7x) Last: at Denver Nov. 19, 2000
 4 (29x) Last: at Oakland Oct. 12, 2014
 3 (104x) Last: vs. Oakland Oct. 25, 2015

Fewest Touchdowns, Season

10 1982†
 11 1979
 13 1966, 1970, 1974

INTERCEPTIONS BY

Most, Season
 49 1961 (NFL Record)
 31 1969
 30 1964, 2007

Most, Game
 6 (6x) Last: vs. Indianapolis Nov. 11, 2007
 5 (8x) Last: vs. Detroit Dec. 16, 2007
 4 (30x) Last: at Indianapolis Nov. 28, 2010

Most, Game, Both Teams
 10 at Seattle Dec. 13, 1998
 9 at Denver Sept. 21, 1980
 at Oakland Nov. 1, 1964
 8 (11x) Last: vs. Indianapolis Nov. 11, 2007

Fewest, Season
 7 2014
 9 1970
 10 2005

Most Yards Returned, Season
 929 1961 (NFL Record)
 562 1979
 499 1984

Most Yards Returned, Game
 194 vs. Houston Sept. 24, 1961
 174 vs. Denver Oct. 29, 1961
 171 vs. Pittsburgh Nov. 18, 1979

Fewest Yards Returned, Season
 65 2014
 90 1970
 123 1999

Most Touchdowns by Returns, Season
 9 1961 (NFL Record)
 5 2012
 4 1984, 2000

Most Touchdowns by Returns, Game
 2 at Indianapolis Nov. 28, 2010
 vs. Denver Oct. 29, 1961
 1 (85x) Last: vs. Chicago Nov. 9, 2015

Most Consecutive Games
 46 1960-63 (NFL Record)

PUNT RETURNS

Most by Opponents, Season
 56 1988
 51 1996, 2000
 49 1998

Fewest by Opponents, Season
 7 1982†
 16 1968
 17 1960, 1972

Most Yards by Opponents, Season
 722 2000
 612 1996
 601 1976

Most Yards by Opponent, Game
 160 at Kansas City, Sept. 13, 2010
 150 at Denver Dec. 27, 1987
 142 at Oakland Oct. 29, 1967

KICKOFF RETURNS

Most by Opponent, Season
 90 2006
 88 1981
 87 2009

Fewest by Opponent, Season
 32 2015
 35 1973
 39 1974

Most by Opponent, Game
 10 (4x) Last: vs. Detroit Dec. 16, 2007
 9 (7x) Last: at Indianapolis Nov. 28, 2010
 8 (25x) Last: at Kansas City Nov. 24, 2013

CAREER TOP 10

RUSHING YARDS

1. LaDainian Tomlinson, 2001-09.....	12,490
2. Paul Lowe, 1960-68.....	4,972
3. Marion Butts, 1989-93.....	4,297
4. Ryan Mathews, 2010-14.....	4,061
5. Natrone Means, 1993-95, 98-99.....	3,885
6. Chuck Muncie, 1980-84.....	3,309
7. Don Woods, 1974-80.....	2,858
8. Keith Lincoln, 1961-66, 68.....	2,698
9. Dick Post, 1967-70.....	2,519
10. Gary Anderson, 1985-88.....	2,250

RUSHING TOUCHDOWNS

1. LaDainian Tomlinson, 2001-09.....	138
2. Chuck Muncie, 1980-84.....	43
3. Paul Lowe, 1960-68.....	38
4. Natrone Means, 1993-95, 98-99.....	34
5. Marion Butts, 1989-93.....	31
6. Ryan Mathews, 2010-14.....	23
7. Mike Tolbert, 2008-11.....	20
8. Tim Spencer, 1985-90.....	19
9. Hank Bauer, 1977-82.....	17
10. Rod Bernstein, 1987-92.....	17
Dick Post, 1967-70.....	17
Clarence Williams, 1977-81.....	17

RUSHING ATTEMPTS

1. LaDainian Tomlinson, 2001-09.....	2,880
2. Marion Butts, 1989-93.....	1,031
3. Paul Lowe, 1960-68.....	1,015
4. Natrone Means, 1993-95, 98-99.....	1,013
5. Ryan Mathews, 2010-14.....	923
6. Chuck Muncie, 1980-84.....	773
7. Don Woods, 1974-80.....	713
8. Keith Lincoln, 1961-66, 68.....	573
9. Mike Garrett, 1970-73.....	572
10. Dick Post, 1967-70.....	568

TOTAL YARDS FROM SCRIMMAGE

1. LaDainian Tomlinson, 2001-09.....	16,445
2. Antonio Gates, 2003-15.....	10,644
3. Lance Alworth, 1962-70.....	9,721
4. Charlie Joiner, 1976-86.....	9,191
5. Gary Garrison, 1966-76.....	7,562
6. Kellen Winslow, 1979-87.....	6,741
7. Wes Chandler, 1981-87.....	6,197
8. Paul Lowe, 1960-68.....	6,017
9. Anthony Miller, 1988-93.....	5,660
10. Ronnie Harmon, 1990-95.....	5,567

PASSING YARDS

1. Dan Fouts, 1973-87.....	43,040
2. Philip Rivers, 2004-15.....	41,447
3. John Hadl, 1962-72.....	26,938
4. Stan Humphries, 1992-97.....	16,085
5. Drew Brees, 2001-05.....	12,348
6. Jack Kemp, 1960-62.....	5,996
7. Doug Flutie, 2001-04.....	4,901
8. John Friesz, 1990-93.....	4,396
9. Jim Harbaugh, 1999-00.....	4,177
10. Billy Joe Tolliver, 1989-90.....	3,671

TOUCHDOWN PASSES

1. Philip Rivers, 2004-15.....	281
2. Dan Fouts, 1973-87.....	254
3. John Hadl, 1962-72.....	201
4. Stan Humphries, 1992-97.....	85
5. Drew Brees, 2001-05.....	80
6. Jack Kemp, 1960-62.....	37
7. Tobin Rote, 1963-64.....	29
8. Doug Flutie, 2001-04.....	25
9. Billy Joe Tolliver, 1989-90.....	21
10. John Friesz, 1990-93.....	19

PASS ATTEMPTS

1. Dan Fouts, 1973-87.....	5,604
2. Philip Rivers, 2004-15.....	5,339
3. John Hadl, 1962-72.....	3,640
4. Stan Humphries, 1992-97.....	2,350
5. Drew Brees, 2001-05.....	1,809
6. Jack Kemp, 1960-62.....	815
7. John Friesz, 1990-93.....	747
8. Doug Flutie, 2001-04.....	737
9. Jim Harbaugh, 1999-00.....	636
10. Billy Joe Tolliver, 1989-90.....	595

PASS COMPLETIONS

1. Philip Rivers, 2004-15.....	3,462
2. Dan Fouts, 1973-87.....	3,297
3. John Hadl, 1962-72.....	1,824
4. Stan Humphries, 1992-97.....	1,335
5. Drew Brees, 2001-05.....	1,125
6. Doug Flutie, 2001-04.....	408
7. John Friesz, 1990-93.....	401
8. Jack Kemp, 1960-62.....	389
9. Jim Harbaugh, 1999-00.....	372
10. Billy Joe Tolliver, 1989-90.....	305

PASSES INTERCEPTED

1. Dan Fouts, 1973-87.....	242
2. John Hadl, 1962-72.....	211
3. Philip Rivers, 2004-15.....	135
4. Stan Humphries, 1992-97.....	73
5. Drew Brees, 2001-05.....	53
6. Jack Kemp, 1960-62.....	49
7. Ryan Leaf, 1998-00.....	33
8. Tobin Rote, 1963-64.....	32
9. Craig Whelihan, 1995-98.....	29
10. Jim Harbaugh, 1999-00.....	24
Billy Joe Tolliver, 1989-90.....	24

RECEIVING YARDS

1. Antonio Gates, 2003-15.....	10,644
2. Lance Alworth, 1962-70.....	9,584
3. Charlie Joiner, 1976-86.....	9,203
4. Gary Garrison, 1966-76.....	7,533
5. Kellen Winslow, 1979-87.....	6,741
6. Wes Chandler, 1981-87.....	6,132
7. Anthony Miller, 1988-93.....	5,582
8. Malcom Floyd, 2004-15.....	5,550
9. Vincent Jackson, 2005-11.....	4,754
10. Tony Martin, 1994-97.....	4,184

RECEIVING TOUCHDOWNS

1. Antonio Gates, 2003-15.....	104
2. Lance Alworth, 1962-70.....	81
3. Gary Garrison, 1966-76.....	58
4. Charlie Joiner, 1976-86.....	47
5. Kellen Winslow, 1979-87.....	45
6. Wes Chandler, 1981-87.....	41
7. Vincent Jackson, 2005-11.....	37
Anthony Miller, 1988-93.....	37
9. John Jefferson, 1978-80.....	36
10. Malcom Floyd, 2004-15.....	34

RECEPTIONS

1. Antonio Gates, 2003-15.....	844
2. Charlie Joiner, 1976-86.....	586
3. Kellen Winslow, 1979-87.....	541
4. LaDainian Tomlinson, 2001-09.....	530
5. Lance Alworth, 1962-70.....	493
6. Gary Garrison, 1966-76.....	404
7. Ronnie Harmon, 1990-95.....	377
8. Anthony Miller, 1988-93.....	374
9. Wes Chandler, 1981-87.....	373
10. Malcom Floyd, 2004-15.....	321

QUARTERBACK SACKS

1. Leslie O'Neal, 1986, 1988-95.....	105.5
2. Shaun Phillips, 2004-12.....	69.5
3. Gary Johnson, 1975-84.....	67.0
4. Lee Williams, 1984-90.....	65.5
5. Fred Dean, 1975-81.....	53.5
6. Junior Seau, 1990-02.....	47.0
7. Rayleigh Johnson, 1993-03.....	46.0
8. Shawne Merriman, 2005-09.....	43.5
Leroy Jones, 1976-83.....	43.5
10. Louie Kelcher, 1975-83.....	39.0

INTERCEPTIONS

1. Gill Byrd, 1983-92.....	42
2. Dick Harris, 1960-65.....	29
3. Rodney Harrison, 1994-02.....	26
4. Kenny Graham, 1964-69.....	25
5. Mike Williams, 1975-82.....	24
6. Joe Beachamp, 1966-75.....	23
7. Quentin Jammer, 2002-12.....	21
Woodrow Lowe, 1976-86.....	21
Bob Howard, 1967-74.....	21
Leslie "Speedy" Duncan, 1964-69.....	21

INTERCEPTION RETURN YARDS

1. Gill Byrd, 1983-92.....	546
2. Charlie McNeil, 1960-64.....	502
3. Kenny Graham, 1964-69.....	477
4. Joe Beachamp, 1966-75.....	433
5. Dick Harris, 1960-65.....	415
6. Rodney Harrison, 1994-02.....	343
7. Woodrow Lowe, 1976-86.....	343
8. Darren Carrington, 1991-94.....	337
9. Leslie Duncan, 1964-69.....	322
10. Glen Edwards, 1978-81.....	309

INTERCEPTION RETURN TOUCHDOWNS

1. Kenny Graham, 1964-69.....	5
Dick Harris, 1960-65.....	5
3. Woodrow Lowe, 1976-86.....	4
Eric Weddle, 2007-13.....	3
Joe Beachamp, 1966-75.....	3
6. Shaun Phillips, 2004-12.....	2
Demorris Williams, 2010.....	2
Antonio Cromartie, 2006-09.....	2
Clinton Hart, 2004-09.....	2
Donnie Edwards, 2002-06.....	2
(9) others with 2 each.....	2

TOUCHDOWNS SCORED

1. LaDainian Tomlinson, 2001-09.....	153
2. Antonio Gates, 2003-15.....	104
3. Lance Alworth, 1962-70.....	83
4. Gary Garrison, 1966-76.....	58
5. Charlie Joiner, 1976-86.....	47
6. Paul Lowe, 1960-68.....	46
7. Kellen Winslow, 1979-87.....	45
Chuck Muncie, 1980-84.....	45
9. Wes Chandler, 1981-87.....	41
10. Anthony Miller, 1988-93.....	40

POINTS SCORED

1. John Carney, 1990-00.....	1,076
2. LaDainian Tomlinson, 2001-09.....	918
3. Nate Kaeding, 2004-12.....	889
4. Rolf Benirschke, 1977-86.....	766
5. Antonio Gates, 2003-15.....	624
6. Lance Alworth, 1962-70.....	500
7. Nick Novak, 2011-14.....	459
8. Dennis Pardee, 1968-75.....	380
9. Gary Garrison, 1966-76.....	348
10. Charlie Joiner, 1976-86.....	282

FIELD GOALS

1. John Carney, 1990-00.....	261
2. Nate Kaeding, 2004-12.....	180
3. Rolf Benirschke, 1977-86.....	146
4. Nick Novak, 2011-14.....	101
5. Dennis Pardee, 1968-75.....	71
6. George Blair, 1961-64.....	50
7. Steve Christie, 2001-03.....	42
8. Ray Wersching, 1973-76.....	32
9. Dick Van Raaphorst, 1966-67.....	31
10. Josh Lambo, 2015.....	26

FIELD GOAL ATTEMPTS

1. John Carney, 1990-00.....	320
2. Rolf Benirschke, 1977-86.....	208
3. Nate Kaeding, 2004-12.....	207
4. Dennis Pardee, 1968-75.....	121
5. Nick Novak, 2011-14.....	117
6. George Blair, 1961-64.....	80
7. Ray Wersching, 1973-76.....	68
8. Dick Van Raaphorst, 1966-67.....	61
9. Steve Christie, 2001-03.....	57
10. Herb Traveno, 1965.....	35

KICKOFF RETURN YARDS

1. Darren Sproles, 2005-10.....	6,469
2. Ronney Jenkins, 2000-02.....	3,997
3. Andre Coleman, 1994-96.....	3,914
4. Leslie "Speedy" Duncan, 1964-70.....	3,386
5. James Brooks, 1981-83.....	2,305
6. Kenny Bynum, 1997-00.....	2,182
7. Lionel James, 1984-88.....	2,094
8. Nate Lewis, 1990-93.....	2,047
9. Artie Owens, 1976-79.....	1,998
10. Tim Dwight, 2001-04.....	1,876

Continued next page

2016 MEDIA GUIDE | 177

Career Top 10, cont.

KICKOFF RETURN TOUCHDOWNS

1. Andre Coleman, 1994-96.....	4
2. Ronney Jenkins, 2000-02.....	3
3. Darren Sproles, 2005-10.....	2
4. Anthony Miller, 1988-93.....	2
5. Micheal Spurlock, 2012.....	1
Tim Dwight, 2001-04.....	1
Richard Goodman, 2010-11.....	1
Rodney Harrison, 1994-02.....	1
Nate Lewis, 1990-93.....	1
Jamie Holland, 1987-89.....	1
Gary Anderson, 1985-88.....	1
Keith Lincoln, 1960-66.....	1

PUNT RETURN TOUCHDOWNS

1. Leslie "Speedy" Duncan, 1964-70.....	4
2. Eric Metcalf, 1997.....	3
Darrien Gordon, 1993-94, 96.....	3
4. Darren Sproles, 2005-10.....	2
Lionel James, 1984-88.....	2
Mike Fuller, 1975-80.....	2
Ron Smith, 1973.....	2
8. Micheal Spurlock, 2012.....	1
Tim Dwight, 2001-04.....	1
Andre Coleman, 1994-96.....	1
(3) others with 1 each	

MOST GAMES PLAYED

1. David Binn, 1994-10.....	256
2. Junior Seau, 1990-02.....	200
Russ Washington, 1968-82.....	200
4. Mike Scifres, 2003-15.....	195
Doug Wilkerson, 1971-84.....	195
6. Antonio Gates, 2003-15.....	190
7. Dan Fouts, 1973-87.....	181
8. Quentin Jammer, 2002-12.....	172
9. Philip Rivers, 2004-15.....	164
Charlie Joiner, 1976-86.....	164
Woodrow Lowe, 1976-86.....	164

KICKOFF RETURNS

1. Darren Sproles, 2005-10.....	258
2. Andre Coleman, 1994-96.....	166
3. Ronney Jenkins, 2000-02.....	165
4. Leslie "Speedy" Duncan, 1964-70.....	134
5. Kenny Bynum, 1997-00.....	107
6. James Brooks, 1981-83.....	105
7. Lionel James, 1984-88.....	99
8. Nate Lewis, 1990-93.....	92
9. Artie Owens, 1976-79.....	88
10. Tim Dwight, 2001-04.....	80

PUNT RETURNS

1. Mike Fuller, 1975-80.....	212
2. Leslie "Speedy" Duncan, 1964-70.....	138
3. Lionel James, 1984-88.....	124
4. Darren Sproles, 2005-10.....	114
5. Eric Parker, 2002-06.....	105
6. Darrien Gordon, 1993-94, 96.....	103
7. James Brooks, 1981-83.....	52
8. Tim Dwight, 2001-04.....	46
9. Eric Metcalf, 1997.....	45
10. Nate Lewis, 1990-93.....	34
Kitrick Taylor, 1990-91.....	34

PUNT RETURN YARDS

1. Mike Fuller, 1975-80.....	2,388
2. Leslie "Speedy" Duncan, 1964-70.....	1,651
3. Darrien Gordon, 1993-94, 96.....	1,407
4. Lionel James, 1984-88.....	1,193
5. Darren Sproles, 2005-10.....	935
6. Eric Parker, 2002-06.....	881
7. James Brooks, 1981-83.....	565
8. Tim Dwight, 2001-04.....	508
9. Eric Metcalf, 1997.....	489
10. Latario Rachal, 1998.....	387

MOST SEASONS

1. David Binn, 1994-10.....	17
2. Dan Fouts, 1973-87.....	15
Russ Washington, 1968-82.....	15
4. Doug Wilkerson, 1971-84.....	14
Don Macek, 1976-89.....	14
6. Antonio Gates, 2003-15.....	13
Mike Scifres, 2003-15.....	13
Junior Seau, 1990-02.....	13
9. Philip Rivers, 2004-15.....	12
Jamal Williams, 1998-09.....	12

SINGLE-SEASON TOP 10

RUSHING YARDS

1. LaDainian Tomlinson, 2006.....	1,815
2. LaDainian Tomlinson, 2002.....	1,683
3. LaDainian Tomlinson, 2003.....	1,645
4. LaDainian Tomlinson, 2007.....	1,474
5. LaDainian Tomlinson, 2005.....	1,462
6. Natrone Means, 1994.....	1,350
7. LaDainian Tomlinson, 2004.....	1,335
8. Ryan Mathews, 2013.....	1,255
9. LaDainian Tomlinson, 2001.....	1,236
10. Marion Butts, 1990.....	1,225

8. Lance Alworth, 1965.....	1,590
9. Natrone Means, 1994.....	1,585
10. Ryan Mathews, 2011.....	1,546

PASSING YARDS

1. Dan Fouts, 1981.....	4,802
2. Philip Rivers, 2015.....	4,792
3. Dan Fouts, 1980.....	4,715
4. Philip Rivers, 2010.....	4,710
5. Philip Rivers, 2011.....	4,624
6. Philip Rivers, 2013.....	4,478
7. Philip Rivers, 2014.....	4,286
8. Philip Rivers, 2009.....	4,254
9. Dan Fouts, 1979.....	4,082
10. Philip Rivers, 2008.....	4,009

TOUCHDOWN PASSES

1. Philip Rivers, 2008.....	34
2. Dan Fouts, 1981.....	33
3. Philip Rivers, 2013.....	32
4. Philip Rivers, 2014.....	31
5. Philip Rivers, 2010.....	30
Dan Fouts, 1980.....	30
7. Philip Rivers, 2015.....	29
8. Philip Rivers, 2009.....	28
9. Philip Rivers, 2011.....	27
Drew Brees, 2004.....	27
Dan Fouts, 1985.....	27
John Hadl, 1968.....	27

PASS ATTEMPTS

1. Philip Rivers, 2015.....	661
2. Dan Fouts, 1981.....	609
3. Dan Fouts, 1980.....	589
4. Philip Rivers, 2011.....	582
5. Philip Rivers, 2014.....	570
6. Philip Rivers, 2013.....	544
7. Philip Rivers, 2010.....	541
8. Dan Fouts, 1979.....	530
9. Philip Rivers, 2012.....	527
10. Drew Brees, 2002.....	526

PASS COMPLETIONS

1. Philip Rivers, 2015.....	437
2. Philip Rivers, 2014.....	379
3. Philip Rivers, 2013.....	378
4. Philip Rivers, 2011.....	366
5. Dan Fouts, 1981.....	360
6. Philip Rivers, 2010.....	357
7. Dan Fouts, 1980.....	348
8. Philip Rivers, 2012.....	338
9. Dan Fouts, 1979.....	332
10. Drew Brees, 2005.....	323

PASSES INTERCEPTED

1. John Hadl, 1968.....	32
2. John Hadl, 1972.....	26
3. John Hadl, 1971.....	25
Jack Kemp, 1960.....	25
5. Dan Fouts, 1980.....	24
Dan Fouts, 1979.....	24
John Hadl, 1962.....	24
Dan Fouts, 1986.....	22
John Hadl, 1967.....	22
Jack Kemp, 1961.....	22

RECEIVING YARDS

1. Lance Alworth, 1965.....	1,602
2. Lance Alworth, 1966.....	1,383
3. John Jefferson, 1980.....	1,340
4. Lance Alworth, 1968.....	1,312
5. Kellen Winslow, 1980.....	1,290
6. Anthony Miller, 1989.....	1,252
7. Lance Alworth, 1964.....	1,235
8. Tony Martin, 1995.....	1,224
9. Lance Alworth, 1963.....	1,205
10. Wes Chandler, 1985.....	1,199

RECEIVING TOUCHDOWNS

1. Tony Martin, 1996.....	14
Lance Alworth, 1965.....	14
3. Antonio Gates, 2004.....	13
John Jefferson, 1980.....	13
John Jefferson, 1978.....	13
Lance Alworth, 1966.....	13
Lance Alworth, 1964.....	13
8. Antonio Gates, 2014.....	12
Gary Garrison, 1970.....	12
10. Lance Alworth, 1963.....	11

RECEPTIONS

1. LaDainian Tomlinson, 2003.....	100
2. Tony Martin, 1995.....	90
3. Antonio Gates, 2005.....	89
Kellen Winslow, 1980.....	89
5. Kellen Winslow, 1983.....	88
Kellen Winslow, 1981.....	88
7. Lionel James, 1985.....	86
8. Tony Martin, 1996.....	85
9. Anthony Miller, 1993.....	84
10. John Jefferson, 1980.....	82

QUARTERBACK SACKS (since 1982)

1. Shawne Merriman, 2006.....	17
Leslie O'Neal, 1992.....	17
3. Lee Williams, 1986.....	15
4. Lee Williams, 1989.....	14
5. Leslie O'Neal, 1990.....	13.5
6. Marcellus Wiley, 2001.....	13
7. Shawne Merriman, 2007.....	12.5
Leslie O'Neal, 1995.....	12.5
Leslie O'Neal, 1994.....	12.5
Leslie O'Neal, 1989.....	12.5
Leslie O'Neal, 1986.....	12.5

INTERCEPTIONS

1. Antonio Cromartie, 2007.....	10
2. Charlie McNeil, 1961.....	9
3. Ryan McNeil, 2001.....	8
Dick Harris, 1963.....	8
Claude Gibson, 1962.....	8
Bob Zeman, 1961.....	8
7. Darren Carrington, 1993.....	7
Eric Weddle, 2011.....	7
Gill Byrd, 1990.....	7
Gill Byrd, 1989.....	7
(7) others with 7 each	

INTERCEPTION RETURN YARDS

1. Charlie McNeil, 1961.....	349
2. Stanley Richard, 1994.....	224
3. Vencie Glenn, 1987.....	166
4. Gill Byrd, 1984.....	157
5. Jeff Dale, 1986.....	153
6. Darren Carrington, 1992.....	152
7. Bob Laraba, 1961.....	151
8. Woodrow Lowe, 1979.....	150
9. Antonio Cromartie, 2007.....	144
10. Dick Harris, 1961.....	140

INTERCEPTION RETURN TOUCHDOWNS

1. Dick Harris, 1961.....	3
2. Demorris Williams, 2012.....	2
Clinton Hart, 2005.....	2
Stanley Richard, 1994.....	2
Gill Byrd, 1984.....	2
Woodrow Lowe, 1979.....	2
Kenny Graham, 1969.....	2
Joe Beauchamp, 1968.....	2
Bob Laraba, 1961.....	2
Charlie McNeil, 1961.....	2

TOUCHDOWNS SCORED

1. LaDainian Tomlinson, 2006.....	31
2. LaDainian Tomlinson, 2005.....	20
3. Chuck Muncie, 1981.....	19
4. LaDainian Tomlinson, 2007.....	18
LaDainian Tomlinson, 2004.....	18
6. LaDainian Tomlinson, 2003.....	17
7. LaDainian Tomlinson, 2002.....	15
Lance Alworth, 1964.....	15
9. Tony Martin, 1996.....	14
Lance Alworth, 1965.....	14

POINTS SCORED

1. LaDainian Tomlinson, 2006.....	186
2. Nate Kaeding, 2009.....	146
3. Nick Novak, 2013.....	144
4. Nate Kaeding, 2006.....	136
5. John Carney, 1994.....	135
6. Nate Kaeding, 2008.....	127
7. John Carney, 1993.....	124
8. Nick Novak, 2011.....	122
9. LaDainian Tomlinson, 2005.....	120
10. Nate Kaeding, 2007.....	118
John Carney, 1996.....	118
Rolf Benirschke, 1980.....	118

FIELD GOALS

1. Nick Novak, 2013.....	34
John Carney, 1994.....	34
3. Nate Kaeding, 2009.....	32
4. John Carney, 1999.....	31
John Carney, 1993.....	31
6. John Carney, 1996.....	29
7. Nick Novak, 2011.....	27
Nate Kaeding, 2008.....	27
9. Josh Lambo, 2015.....	26
Nate Kaeding, 2006.....	26
John Carney, 1998.....	26
John Carney, 1992.....	26

FIELD GOAL ATTEMPTS

1. John Carney, 1993.....	40
2. John Carney, 1994.....	38
3. Nick Novak, 2013.....	37
4. John Carney, 1999.....	36
John Carney, 1996.....	36
Rolf Benirschke, 1980.....	36
7. Nate Kaeding, 2009.....	35
8. Nick Novak, 2011.....	34
9. Josh Lambo, 2015.....	32
Nate Kaeding, 2008.....	32
Wade Richey, 2001.....	32
John Carney, 1992.....	32
Dennis Partee, 1968.....	32

KICKOFF RETURN YARDS

1. Ronney Jenkins, 2001.....	1,541
2. Ronney Jenkins, 2000.....	1,531
3. Darren Sproles, 2005.....	1,528
4. Andre Coleman, 1995.....	1,411
5. Darren Sproles, 2008.....	1,376
6. Darren Sproles, 2009.....	1,300
7. Andre Coleman, 1994.....	1,293
8. Darren Sproles, 2010.....	1,257
9. Tim Dwight, 2004.....	1,222
10. Andre Coleman, 1996.....	1,210

KICKOFF RETURN TOUCHDOWNS

1. Ronney Jenkins, 2001.....	2
Andre Coleman, 1995.....	2
Andre Coleman, 1994.....	2
4. Micheal Spurlock, 2012.....	1
Richard Goodman, 2011.....	1
Darren Sproles, 2007, 2008.....	1
Tim Dwight, 2004.....	1
Ronney Jenkins, 2000.....	1
Rodney Harrison, 1997.....	1
Nate Lewis, 1991.....	1
(6) others with 1 each	

KICKOFF RETURNS

1. Ronney Jenkins, 2000.....	67
2. Darren Sproles, 2005.....	63
3. Andre Coleman, 1995.....	62
4. Ronney Jenkins, 2001.....	58
5. Andre Coleman, 1996.....	55
6. Darren Sproles, 2009.....	54
7. Darren Sproles, 2008.....	53
8. Darren Sproles, 2010.....	51
9. Tim Dwight, 2004.....	50
Leon Johnson, 2003.....	50

PUNT RETURN YARDS

1. Darrien Gordon, 1996.....	537
2. Eric Metcalf, 1997.....	489
3. Darrien Gordon, 1994.....	475
4. Leslie "Speedy" Duncan, 1965.....	464
5. Mike Fuller, 1979.....	448
6. Mike Fuller, 1978.....	436
Mike Fuller, 1976.....	436
8. Leslie "Speedy" Duncan, 1967.....	434
9. Mike Fuller, 1975.....	410
10. Lionel James, 1987.....	400

PUNT RETURN TOUCHDOWNS

1. Eric Metcalf, 1997.....	3
2. Darrien Gordon, 1994.....	2
Ron Smith, 1973.....	2
Leslie "Speedy" Duncan, 1965.....	2
5. Micheal Spurlock, 2012.....	1
Darren Sproles, 2007, 2009.....	1
Tim Dwight, 2001.....	1

Darrien Gordon, 1996.....	1
Andre Coleman, 1995.....	1
(10) others with 1 each	

PUNT RETURNS

1. Mike Fuller, 1979.....	46
2. Eric Metcalf, 1997.....	45
3. Mike Fuller, 1978.....	39
4. Eric Parker, 2006.....	37
5. Darrien Gordon, 1996.....	36
Darrien Gordon, 1994.....	36
Mike Fuller, 1975.....	36
Leslie "Speedy" Duncan, 1967.....	36
9. Mike Fuller, 1976.....	33
10. Latario Rachal, 1998.....	32
Lionel James, 1987.....	32

BIG DAYS

*AFC Championship **AFC Playoff #Super Bowl @AFL Championship Game

300 YARDS PASSING (160 total, 153 regular season, 7 postseason)

503	— Philip Rivers at Green Bay, Oct. 18, 2015 (43 of 65, 2 TD)	Philip Rivers vs. New England, Oct. 24, 2010 (34 of 50, 1 TD)
455	— Philip Rivers at Seattle, Sept. 26, 2010 (29 of 53, 2 TD)	Drew Brees vs. San Francisco, Nov. 17, 2002 (29 of 50, 2TD)
444	— Dan Fouts at San Francisco, Dec. 11, 1982 (33 of 48, 5 TD)	Dan Fouts vs. Houston, Sept. 16, 1984 (26 of 47)
	Dan Fouts vs. N.Y. Giants, Oct. 19, 1980 (26 of 41, 3 TD)	Dan Fouts vs. Oakland, Jan. 11, 1981 (22 of 45, 2 TD) *
440	— Dan Fouts vs. Seattle, Sept. 15, 1985 (29 of 43, 4 TD)	335 — Philip Rivers vs. Minnesota, Sept. 11, 2011 (33 of 48, 2 TD)
436	— Philip Rivers vs. Baltimore, Sept. 20, 2009 (25 of 45, 2 TD)	334 — Philip Rivers vs. Jacksonville, Sept. 19, 2010 (22 of 29, 3 TD)
	Dan Fouts vs. L.A. Raiders, Nov. 10, 1985 (26 of 41, 4 TD)	Philip Rivers at San Francisco, Oct. 15, 2006 (29 of 39, 2TD)
435	— Dan Fouts vs. Cincinnati, Dec. 20, 1982 (25 of 40, 1 TD)	Dan Fouts vs. Pittsburgh, Dec. 13, 1987 (29 of 52, 1 TD)
433	— Dan Fouts at Miami, Jan. 2, 1982 (33 of 53, 3 TD), OT **	333 — Ed Luther vs. Kansas City, Dec. 16, 1984 (24 of 44, 1 TD)
431	— Philip Rivers at Oakland, Oct. 10, 2010 (27 of 42, 2 TD)	Dan Fouts at Pittsburgh, Jan. 9, 1983 (27 of 42, 3 TD) **
419	— Philip Rivers at Philadelphia, Sept. 15, 2013 (36 of 47, 3 TD)	Dan Fouts vs. Houston, Dec. 29, 1979 (25 of 47) **
411	— Philip Rivers at Oakland, Oct. 6, 2013 (35 of 48, 2 TD)	Dan Fouts vs. Cleveland, Nov. 3, 1974 (12 of 21, 4 TD)
410	— Dan Fouts vs. L.A. Raiders, Oct. 28, 1984 (24 of 45, 3 TD)	332 — Drew Brees vs. Seattle, Dec. 29, 2002 (27 of 37, 2 TD)
404	— Jim Harbaugh at Minnesota, Nov. 28, 1999 (22 of 39, 1 TD)	Dan Fouts at Seattle, Sept. 9, 1984 (23 of 40, 2 TD)
403	— Philip Rivers vs. Detroit, Sept. 13, 2015 (34 of 41, 2 TD)	John Hadl vs. Denver, Dec. 18, 1971 (21 of 36, 4 TD)
401	— Philip Rivers vs. Dallas, Sept. 29, 2013 (35 of 42, 3 TD)	331 — Dan Fouts vs. Seattle, Oct. 9, 1983 (28 of 36, 1 TD)
392	— Philip Rivers at Kansas City, Nov. 24, 2011 (27 of 39, 3 TD)	John Hadl at N.Y. Jets, Oct. 8, 1966 (22 of 41, 2 TD)
389	— Jim McMahon vs. Houston, Sept. 17, 1989 (27 of 45, 2 TD)	330 — Dan Fouts at Cleveland, Sept. 7, 1981 (19 of 25, 3 TD)
388	— Dan Fouts at Oakland, Oct. 12, 1980 (23 of 39, 1 TD)	329 — Dan Fouts vs. New England, Nov. 9, 1975 (25 of 42, 1 TD)
387	— Dan Fouts vs. Oakland, Sept. 14, 1980 (29 of 44, 3 TD), OT	326 — Dan Fouts at L.A., Oct. 21, 1979 (17 of 32, 2 TD)
385	— Philip Rivers vs. Green Bay, Nov. 6, 2011 (26 of 46, 4 TD)	John Hadl at N.Y. Jets, Oct. 5, 1968 (17 of 37, 3 TD)
383	— Philip Rivers vs. Baltimore, Nov. 30, 2014 (34 of 45, 3 TD)	325 — Jim Harbaugh vs. Oakland, Dec. 26, 1999 (23 of 36, 2 TD)
380	— Dan Fouts vs. Miami, Nov. 18, 1984 (37 of 56, 4 TD), OT	John Hadl at Denver, Dec. 1, 1968 (21 of 35, 5 TD)
378	— Philip Rivers at New England, Sept. 18, 2011 (29 of 40, 2 TD)	John Hadl vs. Cincinnati, Sept. 6, 1968 (20 of 37, 2 TD)
	Drew Brees at Kansas City, Nov. 28, 2004 (28 of 37, 2 TD)	324 — Drew Brees vs. Kansas City, Oct. 30, 2005 (25 of 43, 3 TD)
377	— Philip Rivers vs. Jacksonville, Sept. 28, 2014 (29 of 39, 3 TD)	322 — Dan Fouts vs. Denver, Nov. 29, 1987 (23 of 40)
	Philip Rivers at Denver, Sept. 14, 2008 (21 of 33, 1 TD)	321 — John Friesz vs. Cleveland, Oct. 20, 1991 (33 of 54, 1 TD)
	Doug Flutie vs. Seattle, Dec. 30, 2001 (34 of 53, 1 TD)	John Hadl at Oakland, Nov. 21, 1971 (20 of 36, 2 TD)
376	— Dan Fouts at Green Bay, Oct. 7, 1984 (31 of 50, 3 TD)	John Hadl vs. Denver, Oct. 20, 1968 (9 of 18, 4 TD)
373	— Philip Rivers at Cleveland, Dec. 6, 2009 (18 of 25, 2 TD)	320 — Mark Herrmann vs. Kansas City, Oct. 13, 1985 (26 of 36, 2 TD)
372	— Dan Fouts vs. Pittsburgh, Dec. 8, 1985 (21 of 33, 3 TD)	319 — Drew Brees vs. N.Y. Jets, Jan. 8, 2005 (31 of 42, 2TD) **
371	— Dan Fouts at Dallas, Oct. 26, 1980 (21 of 44, 3 TD)	Drew Brees vs. Kansas City, Oct. 13, 2002 (28 of 41, 2TD)
369	— Philip Rivers at Kansas City, Oct. 31, 2011 (26 of 41)	318 — Dan Fouts vs. Seattle, Oct. 14, 1979 (28 of 35, 3 TD)
	Dan Fouts at Houston, Dec. 17, 1978 (21 of 40, 4 TD)	John Hadl at Oakland, Oct. 29, 1967 (19 of 39, 1 TD)
	Tobin Rote at N.Y. Jets, Nov. 2, 1963 (21 of 29, 3 TD)	317 — Philip Rivers vs. Kansas City, Nov. 29, 2009 (21 of 28, 2 TD)
365	— Philip Rivers vs. Pittsburgh, Oct. 12, 2015 (35 of 48, 2 TD)	316 — Philip Rivers vs. Kansas City, Nov. 9, 2008 (27 of 36, 2 TD)
363	— Drew Brees vs. Green Bay, Dec. 14, 2003 (28 of 42, 2 TD)	Dan Fouts vs. Detroit, Sept. 13, 1981 (18 of 25, 1 TD)
	Dan Fouts vs. Denver, Nov. 9, 1980 (29 of 45, 1 TD)	315 — Stan Humphries at Kansas City, Oct. 9, 1995 (24 of 34, 1 TD)
362	— Mark Herrmann at Kansas City, Dec. 22, 1985 (37 of 58, 3 TD)	Dan Fouts vs. Cleveland, Nov. 1, 1987 (25 of 42, 2 TD)
359	— John Hadl vs. Oakland, Dec. 15, 1968 (21 of 52, 1 TD)	Dan Fouts at L.A. Raiders, Oct. 28, 1985 (23 of 50, 2 TD)
358	— Philip Rivers vs. Cleveland, Oct. 4, 2015 (23 of 38, 3 TD)	John Hadl vs. Oakland, Dec. 3, 1967 (18 of 40, 2 TD)
	Stan Humphries vs. Baltimore, Sept. 28, 1997 (17 of 26, 3 TD)	Jack Kemp at Boston, Oct. 7, 1961 (12 of 24, 3 TD)
357	— Dan Fouts at N.Y. Jets, Oct. 31, 1971 (19 of 27, 4 TD)	314 — Ed Luther vs. Washington, Oct. 31, 1983 (19 of 36, 2 TD)
	Dan Fouts at New England, Oct. 16, 1983 (25 of 37, 1 TD)	Dan Fouts vs. Buffalo, Jan. 3, 1981 (22 of 37, 2 TD) **
	Dan Fouts at L.A. Raiders, Nov. 22, 1982 (25 of 42, 1 TD)	John Hadl at Buffalo, Oct. 10, 1965 (18 of 29, 3 TD)
	Jack Kemp vs. Dallas Texans, Nov. 19, 1961 (15 of 27, 2 TD)	313 — Philip Rivers at Oakland, Oct. 12, 2014 (22 of 34, 3 TD)
356	— Philip Rivers at San Francisco, Dec. 20, 2014 (33 of 54, 4 TD)	Philip Rivers at Denver, Jan. 2, 2011 (21 of 37, 0 TD)
355	— Stan Humphries vs. Denver, Oct. 18, 1992 (20 of 27, 2 TD)	Dan Fouts vs. Miami, Oct. 15, 1978 (22 of 30, 1 TD)
354	— Philip Rivers at New Orleans, Oct. 7, 2012 (27 of 42, 2 TD)	312 — John Hadl vs. Buffalo, Nov. 25, 1965 (18 of 37)
	Dan Fouts vs. N.Y. Jets, Sept. 4, 1983 (20 of 36, 2 TD)	Philip Rivers vs. Miami, Dec. 20, 2015 (26 of 36, 3 TD)
353	— Doug Flutie at Dallas, Sept. 23, 2001 (23 of 38, 2 TD)	Ryan Leaf at Denver, Nov. 19, 2000 (13 of 27, 3 TD)
352	— Dan Fouts vs. Denver, Oct. 12, 1986 (26 of 40, 1 TD)	Stan Humphries vs. Detroit, Nov. 11, 1996 (24 of 32, 3 TD)
	Dan Fouts vs. Cincinnati, Nov. 8, 1981 (20 of 40, 2 TD)	310 — Philip Rivers at Oakland, Jan. 1, 2012 (19 of 26, 3 TD)
351	— Dan Fouts vs. Cleveland, Sept. 25, 1983 (24 of 38, 3 TD)	Dan Fouts vs. Minnesota, Oct. 11, 1981 (20 of 38, 2 TD)
	Dan Fouts at Tampa Bay, Dec. 13, 1981 (33 of 49, 1 TD)	309 — Philip Rivers at Jacksonville, Nov. 18, 2007 (22 of 40, 1 TD)
350	— Billy Joe Tolliver at Washington, Dec. 10, 1989 (24 of 39, 2 TD)	308 — Philip Rivers vs. Cincinnati, Dec. 20, 2009 (24 of 38, 3 TD)
	Dan Fouts vs. Kansas City, Nov. 25, 1979 (27 of 43, 3 TD)	Philip Rivers at Pittsburgh, Jan. 11, 2009 (21 of 35, 3 TD) **
348	— Jim Harbaugh at St. Louis, Oct. 1, 2000 (27 of 40, 2 TD)	Doug Flutie vs. Arizona, Nov. 25, 2001 (33 of 44, 2 TD)
346	— Philip Rivers at Kansas City, Dec. 14, 2008 (34 of 48, 2 TD)	Billy Joe Tolliver at Denver, Dec. 16, 1990 (26 of 51, 1TD)
345	— John Hadl at Denver, Oct. 22, 1967 (15 of 34, 3 TD)	Dan Fouts vs. Pittsburgh, Dec. 22, 1980 (21 of 37)
344	— Mark Herrmann at Seattle, Oct. 6, 1985 (26 of 35, 3 TD)	307 — Philip Rivers vs. Miami, Oct. 2, 2011 (21 of 31, 1 TD)
343	— Dan Fouts at Cincinnati, Sept. 22, 1985 (25 of 43, 2 TD)	Doug Flutie at Philadelphia, Dec. 9, 2001 (20 of 44, 2 TD)
	Dan Fouts at Houston, Nov. 24, 1985 (24 of 36, 2 TD)	John Hadl vs. Kansas City, Oct. 15, 1967 (17 of 32, 2 TD)
	Dan Fouts vs. Buffalo, Dec. 1981 (28 of 42, 2 TD)	Jack Kemp vs. Oakland, Nov. 27, 1960 (13 of 24, 2 TD)
342	— Dan Fouts vs. Philadelphia, Nov. 30, 1980 (20 of 28, 2 TD)	306 — Philip Rivers vs. New England, Oct. 12, 2008 (18 of 27, 3 TD)
341	— Philip Rivers at Washington, Nov. 3, 2013 (29 of 46, 2 TD)	Philip Rivers at Green Bay, Sept. 23, 2007 (27 of 36, 3 TD)
	Philip Rivers at N.O. (at London), Oct. 26, 2008 (25 of 40, 3 TD)	John Friesz at L.A. Rams, Oct. 13, 1991 (21 of 33, 2 TD)
	John Hadl at Houston, Dec. 4, 1966 (20 of 35, 4 TD)	305 — Philip Rivers vs. Tennessee, Oct. 31, 2010 (27 of 36, 2 TD)
340	— Ed Luther vs. Dallas, Nov. 13, 1983 (26 of 43, 1 TD)	Stan Humphries at Oakland, Sept. 3, 1995 (23 of 47, 1 TD)
339	— Drew Brees vs. Buffalo, Nov. 20, 2005 (28 of 33, 4 TD)	Billy Joe Tolliver vs. Denver, Dec. 24, 1989 (22 of 48)
	Dan Fouts vs. Seattle, Dec. 13, 1980 (28 of 42, 1 TD)	Dan Fouts at Denver, Oct. 7, 1979 (27 of 45)
338	— Philip Rivers at Cincinnati, Nov. 12, 2006 (24 of 33, 2 TD)	304 — Craig Whelhan vs. Denver, Nov. 29, 1998 (30 of 53, 1 TD)
	Ed Luther at St. Louis, Nov. 20, 1983 (24 of 50, 1 TD)	303 — Philip Rivers vs. Miami, Sept. 27, 2009 (18 of 33, 0 TD)
	Dan Fouts at Seattle, Sept. 18, 1983 (21 of 41, 4 TD)	Dan Fouts vs. L.A. Raiders, Jan. 2, 1983 (18 of 38, 1 TD)
	Dan Fouts vs. Atlanta, Dec. 2, 1979 (28 of 38, 1 TD)	Dan Fouts at Oakland, Oct. 25, 1979 (21 of 37, 2 TD)
337	— Philip Rivers at Tampa Bay, Nov. 11, 2012 (29 of 37, 3 TD)	302 — Dan Fouts vs. Denver, Nov. 3, 1985 (23 of 34, 2 TD)
	Stan Humphries vs. S.F., Dec. 11, 1994 (25 of 43, 1 TD)	Dan Fouts vs. Seattle, Oct. 4, 1981 (30 of 40, 3 TD)
	Dan Fouts vs. Denver, Nov. 28, 1982 (27 of 40, 3 TD)	Jack Kemp at N.Y. Titans, Oct. 15, 1961 (15 of 38)
	Jack Kemp at Houston, Sept. 18, 1960 (27 of 44, 4 TD)	301 — Philip Rivers at Baltimore, Nov. 1, 2015 (28 of 37, 3 TD)
336	— Philip Rivers vs. Oakland, Oct. 25, 2015 (38 of 58, 3 TD)	300 — Philip Rivers at Jacksonville, Nov. 29, 2015 (29 of 43, 4 TD)

300-YARD PASSING GAMES BY PLAYER

Dan Fouts (56 total, 51 regular season, 5 postseason), Philip Rivers (42 total, 41 regular season, 1 postseason), John Hadl (16), Drew Brees (8 total, 7 regular season, 1 postseason), Stan Humphries (6), Jack Kemp (5), Doug Flutie (4), Ed Luther (4), Jim Harbaugh (3), Mark Herrmann (3), Billy Joe Tolliver (3), John Friesz (2), Ryan Leaf (1), Jim McMahon (1), Tobin Rote (1), Craig Whelihan (1)

300-YARD PASSING GAMES BY SEASON

1960 — Jack Kemp (2)	1984 — Dan Fouts (5)	2000 — Jim Harbaugh (1)
1961 — Jack Kemp (3)	Ed Luther (1)	Ryan Leaf (1)
1963 — Tobin Rote (1)	1985 — Dan Fouts (7)	2001 — Doug Flutie (4)
1965 — John Hadl (2)	1985 — Mark Herrmann (3)	2002 — Drew Brees (3)
1966 — John Hadl (2)	1986 — Dan Fouts (1)	2003 — Drew Brees (1)
1967 — John Hadl (4)	1987 — Dan Fouts (3)	2004 — Drew Brees (2, including 1 postseason)
1968 — John Hadl (5)	1989 — Billy Joe Tolliver (2)	2005 — Drew Brees (2)
1971 — John Hadl (3)	Jim McMahon (1)	2006 — Philip Rivers (2)
1974 — Dan Fouts (1)	1990 — Billy Joe Tolliver (1)	2007 — Philip Rivers (2)
1975 — Dan Fouts (1)	1991 — John Friesz (2)	2008 — Philip Rivers (6, including 1 postseason)
1978 — Dan Fouts (2)	1992 — Stan Humphries (1)	2009 — Philip Rivers (5)
1979 — Dan Fouts (7, including 1 postseason)	1994 — Stan Humphries (1)	2010 — Philip Rivers (6)
1980 — Dan Fouts (10, including 2 postseason)	1995 — Stan Humphries (2)	2011 — Philip Rivers (6)
1981 — Dan Fouts (8, including 1 postseason)	1996 — Stan Humphries (1)	2012 — Philip Rivers (2)
1982 — Dan Fouts (6, including 1 postseason)	1997 — Stan Humphries (1)	2013 — Philip Rivers (5)
1983 — Dan Fouts (5)	1998 — Craig Whelihan (1)	2014 — Philip Rivers (4)
Ed Luther (3)	1999 — Jim Harbaugh (2)	2015 — Philip Rivers (8)

100 YARDS RUSHING (191 total, 183 regular season, 8 postseason)

243 — LaDainian Tomlinson vs. Oakland, Dec. 28, 2003 (31 att., 2 TD)	131 — LaDainian Tomlinson at Oakland, Sept. 11, 2006 (31 att., 1 TD)
220 — LaDainian Tomlinson vs. Denver, Dec. 1, 2002 (37 att., 3 TD)	LaDainian Tomlinson vs. Tampa Bay, Dec. 12, 2004 (25 att., 1 TD)
217 — LaDainian Tomlinson vs. N.E., Sept. 29, 2002 (27 att., 2TD)	LaDainian Tomlinson at Kansas City, Dec. 22, 2002 (24 att.)
Gary Anderson vs. Kansas City, Dec. 18, 1988 (34 att., 1 TD)	Gary Anderson at Kansas City, Sept. 25, 1988 (23 att., 1 TD)
206 — Keith Lincoln vs. Boston, Jan. 5, 1964 (13 att., 1 TD) @	130 — Natrone Means at Indianapolis, Oct. 4, 1998 (31 att., 1 TD)
200 — LaDainian Tomlinson at Cleveland, Oct. 19, 2003 (26 att., 1 TD)	Mike Garrett at Cleveland, Oct. 28, 1973 (19 att.)
199 — LaDainian Tomlinson vs. Kansas City, Dec. 17, 2006 (25 att., 2 TD)	Keith Lincoln vs. Oakland, Oct. 27, 1963 (15 att.)
198 — LaDainian Tomlinson vs. Oakland, Oct. 14, 2007 (24 att., 4 TD)	129 — Chuck Muncie vs. L.A. Raiders, Jan. 2, 1983 (26 att., 2 TD)
192 — LaDainian Tomlinson vs. N.Y. Giants, Sept. 25, 2005 (21 att., 3 TD)	128 — Marion Butts vs. Seattle, Nov. 25, 1990 (28 att.)
189 — Brad Hubbard vs. N.Y. Jets, Dec. 24, 1967 (15 att., 2 TD)	Dick Post vs. Denver, Nov. 23, 1969 (17 att., 3 TD)
187 — LaDainian Tomlinson at Oakland, Sept. 28, 2003 (28 att., 1 TD)	Paul Lowe at Buffalo, Sept. 30, 1961 (22 att., 1 TD)
184 — LaDainian Tomlinson at Washington, Nov. 27, 2005 (25 att., 3 TD)	127 — Ryan Mathews vs. Denver, Dec. 12, 2013 (29 att., 1 TD)
183 — LaDainian Tomlinson vs. St. Louis, Oct. 29, 2006 (25 att., 2 TD)	Ryan Mathews at Miami, Nov. 17, 2013 (19 att.)
Jermaine Fazzade at Denver, Jan. 2, 2000 (30 att., 1 TD)	Terrell Fletcher at Arizona, Dec. 27, 1998 (23 att.)
Paul Lowe vs. Denver, Dec. 22, 1963 (17 att., 2 TD)	Aaron Hayden vs. Cleveland, Dec. 3, 1995 (32 att., 2 TD)
181 — Gary Brown at Oakland, Oct. 5, 1997 (36 att., 1 TD)	Lionel James at Cincinnati, Sept. 22, 1985 (12 att., 1 TD)
178 — LaDainian Tomlinson at Buffalo, Dec. 3, 2006 (28 att., 2 TD)	Keith Lincoln at Kansas City, Oct. 20, 1963 (10 att., 1 TD)
177 — LaDainian Tomlinson at Kansas City, Dec. 2, 2007 (23 att., 2 TD)	126 — Chuck Muncie at Pittsburgh, Jan. 9, 1983 (25 att.)**
176 — Marion Butts vs. Kansas City, Dec. 17, 1989 (39 att.)	Chuck Muncie vs. Baltimore, Dec. 26, 1982 (16 att.)
172 — LaDainian Tomlinson vs. Cleveland, Nov. 5, 2006 (18 att., 3 TD)	Paul Lowe vs. N.Y. Jets, Dec. 11, 1966 (14 att., 2 TD)
170 — Gary Anderson vs. Pittsburgh, Dec. 11, 1988 (26 att.)	125 — Ryan Mathews at Denver, Oct. 9, 2011 (24 att.)
169 — Gary Brown vs. Indianapolis, Oct. 26, 1997 (28 att., 1 TD)	Natrone Means vs. Kansas City, Oct. 9, 1994 (19 att., 1 TD)
166 — Keith Lincoln at Oakland, Sept. 30, 1962 (12 att., 1 TD)	Paul Lowe vs. Oakland, Nov. 13, 1966 (10 att.)
165 — Natrone Means at Kansas City, Sept. 20, 1998 (22 att., 1 TD)	124 — Earnest Jackson vs. Miami, Nov. 18, 1984 (28 att., 1 TD) OT
Paul Lowe at Houston, Jan. 1, 1961 (21 att., 1 TD) @	Paul Lowe at Kansas City, Dec. 7, 1975 (25 att., 2 TD)
164 — LaDainian Tomlinson at Oakland, Nov. 21, 2004 (37 att., 1 TD)	123 — LaDainian Tomlinson vs. New England, Jan. 14, 2007 (23 att., 2 TD)
162 — LaDainian Tomlinson vs. Minnesota, Nov. 9, 2003 (16 att., 2 TD)	LaDainian Tomlinson at Seattle, Dec. 24, 2006 (22 att.)
161 — Chuck Muncie at Cleveland, Sept. 7, 1981 (24 att., 1 TD)	Dick Post vs. Cincinnati, Oct. 4, 1969 (19 att.)
Paul Lowe vs. N.Y. Jets, Oct. 13, 1963 (16 att., 1 TD)	122 — Darren Sproles vs. Detroit, Dec. 16, 2007 (25 att., 2 TD)
159 — Marion Butts vs. N.Y. Jets, Dec. 2, 1990 (26 att., 2 TD)	Terrell Fletcher at Washington, Dec. 6, 1998 (34 att.)
157 — Clarence Williams vs. Buffalo, Sept. 16, 1979 (18 att., 4 TD)	Natrone Means at Philadelphia, Sept. 17, 1995 (23 att.)
Don Woods vs. Miami, Sept. 29, 1974 (18 att., 2 TD)	Paul Lowe vs. Denver, Sept. 11, 1965 (18 att., 1 TD)
Paul Lowe vs. Houston, Oct. 3, 1965 (20 att.)	121 — LaDainian Tomlinson at Houston, Sept. 12, 2004 (26 att., 1 TD)
155 — Earnest Jackson at L.A. Raiders, Sept. 24, 1984 (29 att., 1 TD)	Marion Butts at N.Y. Jets, Oct. 14, 1990 (26 att., 2 TD)
154 — Don Woods vs. Kansas City, Oct. 27, 1974 (22 att., 1 TD)	Dick Post vs. Denver, Oct. 20, 1968 (11 att., 1 TD)
153 — LaDainian Tomlinson at Oakland, Oct. 20, 2002 (39 att., 1 TD)	Dick Post at Buffalo, Oct. 1, 1967 (20 att., 1 TD)
151 — Chuck Muncie at Seattle, Nov. 16, 1981 (20 att., 2 TD)	120 — Ryan Mathews at Denver, Jan. 2, 2011 (26 att., 3 TD)
Dick Post vs. Miami, Nov. 3, 1968 (21 att.)	LaDainian Tomlinson at St. Louis, Nov. 10, 2002 (24 att., 1 TD)
150 — Rod Bernstein at Indianapolis, Oct. 18, 1992 (23 att., 2 TD)	Natrone Means at New Orleans, Oct. 16, 1994 (26 att., 3 TD)
149 — Paul Lowe vs. Oakland, Nov. 27, 1960 (26 att., 1 TD)	Marion Butts vs. Indianapolis, Nov. 1, 1992 (27 att., 1 TD)
147 — Michael Turner at Denver, Oct. 7, 2007 (10 att., 1 TD)	Gary Anderson vs. Seattle, Sept. 18, 1988 (19 att., 1 TD)
LaDainian Tomlinson vs. Tennessee, Oct. 3, 2004 (17 att., 1 TD)	Chuck Muncie at Miami, Jan. 2, 1982 (24 att., 1 TD) OT**
Dick Post at Cincinnati, Sept. 21, 1974 (15 att.)	119 — Marion Butts vs. Kansas City, Jan. 2, 1993 (15 att., 1 TD)**
146 — LaDainian Tomlinson at Tennessee, Dec. 9, 2007 (26 att., 1 TD)	Chuck Muncie vs. Buffalo, Dec. 6, 1981 (22 att., 1 TD)
145 — LaDainian Tomlinson at Kansas City, Dec. 23, 2001 (27 att.)	118 — Natrone Means vs. Miami, Dec. 27, 1993 (18 att., 3 TD)
Gary Anderson at Atlanta, Nov. 13, 1988 (24 att.)	Don Woods vs. Oakland, Oct. 13, 1974 (17 att., 1 TD)
Mike Garrett vs. Oakland, Dec. 3, 1972 (28 att.)	117 — Don Woods at Oakland, Nov. 17, 1974 (27 att., 1 TD)
144 — Ryan Mathews vs. Kansas City, Dec. 29, 2013 (24 att.)	116 — LaDainian Tomlinson vs. Detroit, Dec. 16, 2007 (15 att., 2 TD)
Lydell Mitchell vs. Kansas City, Nov. 12, 1978 (29 att.), OT	Gary Anderson vs. Denver, Nov. 3, 1985 (22 att., 1 TD)
142 — Don Woods at N.Y. Jets, Dec. 1, 1974 (25 att., 1 TD)	Dick Post vs. Kansas City, Oct. 15, 1967 (15 att., 1 TD)
140 — LaDainian Tomlinson at Oakland, Oct. 16, 2005 (31 att., 1 TD)	115 — Darren Sproles vs. Denver, Dec. 28, 2008 (14 att., 1 TD)
Dick Post vs. Cincinnati, Sept. 6, 1968 (16 att., 1 TD)	Natrone Means vs. Denver, Sept. 24, 1995 (27 att., 2 TD)
139 — Natrone Means vs. Miami, Jan. 8, 1995 (24 att., 1 TD)**	Natrone Means vs. Seattle, Sept. 10, 1995 (26 att.)
138 — Michael Turner vs. Tennessee, Sept. 17, 2006 (13 att.)	Chuck Muncie vs. Pittsburgh, Dec. 22, 1980 (26 att., 1 TD)
137 — Ryan Mathews vs. Denver, Nov. 27, 2011 (22 att.)	Chuck Muncie vs. Denver, Nov. 9, 1980 (23 att.)
Paul Lowe at Boston, Oct. 28, 1960 (8 att., 2 TD)	114 — Brandon Oliver vs. New York Jets, Oct. 5, 2014 (19 att., 1 TD)
134 — LaDainian Tomlinson at New England, Oct. 2, 2005 (25 att., 2 TD)	Ryan Mathews vs. Buffalo, Dec. 11, 2011 (20 att.)
133 — Don Woods vs. Philadelphia, Oct. 6, 1974 (21 att.)	LaDainian Tomlinson at Cincinnati, Sept. 8, 2002 (21 att., 1 TD)
132 — LaDainian Tomlinson vs. Kansas City, Sept. 30, 2007 (20 att., 1 TD)	Rod Bernstein vs. Denver, Dec. 30, 1990 (27 att.)
Mike Garrett at Baltimore, Oct. 8, 1972 (27 att., 2 TD)	Marion Butts vs. Denver, Nov. 11, 1990 (16 att.)

Continued next page

- 113 — Michael Turner at Indianapolis, Dec. 18, 2005 (8 att., 1 TD)
LaDainian Tomlinson vs. Denver, Dec. 5, 2004 (30 att., 2 TD)
LaDainian Tomlinson vs. Washington, Sept. 9, 2001 (36 att., 2 TD)
Dick Post at Oakland, Nov. 16, 1969 (20 att.)
- 112 — Ryan Mathews at Jacksonville, Dec. 5, 2011 (13 att., 1 TD)
Natrone Means vs. Philadelphia, Oct. 18, 1998 (21 att., 1 TD)
Rod Bernstine vs. Kansas City, Sept. 29, 1991 (26 att., 1 TD)
John Cappelletti at Seattle, Sept. 7, 1980 (16 att.)
Paul Lowe at Denver, Nov. 7, 1965 (17 att.)
- 111 — Mike Tolbert vs. Denver, Nov. 22, 2010 (25 att., 1 TD)
LaDainian Tomlinson at Cleveland, Dec. 19, 2004 (26 att., 2 TD)
Rickey Young vs. N.Y. Jets, Dec. 15, 1975 (21 att., 1 TD)
- 110 — Ryan Mathews at Jacksonville, Oct. 20, 2013 (21 att., 1 TD)
110 — LaDainian Tomlinson at Buffalo, Dec. 15, 2002 (28 att., 1 TD)
Chuck Muncie at Kansas City, Sept. 12, 1983 (27 att., 1 TD)
Paul Lowe at N.Y. Titans, Oct. 23, 1965 (16 att., 2 TD)
Paul Lowe vs. N.Y. Titans, Nov. 5, 1961 (9 att., 1 TD)
- 109 — LaDainian Tomlinson vs. Oakland, Nov. 26, 2006 (19 att., 2 TD)
Mike Thomas vs. Kansas City, Nov. 16, 1980 (27 att., 3 TD)
Fred Ford vs. N.Y. Titans, Dec. 18, 1960 (7 att., 1 TD)
- 108 — Dick Post at Kansas City, Nov. 19, 1967 (18 att., 1 TD)
Gerry McDougall vs. Oakland, Dec. 2, 1962 (22 att., 2 TD)
- 107 — LaDainian Tomlinson vs. Denver, Dec. 24, 2007 (19 att., 1 TD)
LaDainian Tomlinson at N.Y. Jets, Nov. 6, 2005 (25 att., 3 TD)
LaDainian Tomlinson vs. Cincinnati, Sept. 30, 2001 (21 att., 3 TD)
Natrone Means vs. Cincinnati, Sept. 11, 1994 (21 att., 1 TD)
- 106 — LaDainian Tomlinson at Oakland, Sept. 28, 2008 (20 att., 2 TD)
LaDainian Tomlinson vs. Kansas City, Nov. 30, 2003 (19 att., 1 TD)
Dick Post vs. Buffalo, Dec. 14, 1969 (19 att., 2 TD)
Russ Smith at Denver, Dec. 1, 1968 (18 att., 1 TD)
Paul Lowe at Oakland (S.F.), Oct. 22, 1961 (11 att., 2 TD)
Paul Lowe vs. Denver, Dec. 10, 1960 (19 att., 1 TD)
- 105 — Ryan Mathews vs. St. Louis, Nov. 23, 2014 (12 att., 1 TD)
Darren Sproles vs. Indianapolis, Jan. 3, 2009 (22 att., 2 TD) **
LaDainian Tomlinson at N.O. (at London), Oct. 26, 2008 (19 att.)
LaDainian Tomlinson at Denver, Nov. 19, 2006 (20 att., 3 TD)
- LaDainian Tomlinson vs. Baltimore, Sept. 21, 2003 (23 att., 1 TD)
Natrone Means at Minnesota, Nov. 7, 1993 (17 att., 1 TD)
James Brooks vs. Cincinnati, Dec. 20, 1982 (12 att., 3 TD)
Don Woods vs. L.A., Oct. 12, 1975 (24 att., 1 TD)
OT
Don Woods vs. Denver, Dec. 15, 1974 (24 att., 1 TD)
104 — LaDainian Tomlinson at Cincinnati, Nov. 12, 2006 (22 att., 4 TD)
Natrone Means vs. Seattle, Oct. 30, 1994 (26 att., 1 TD)
Marion Butts vs. Tampa Bay, Nov. 22, 1992 (22 att.)
Rod Bernstine vs. Miami, Dec. 25, 1991 (13 att., 3 TD)
Mike Tolbert vs. Denver, Sept. 24, 1972 (21 att., 1 TD)
Gene Foster at Oakland, Oct. 13, 1968 (27 att., 1 TD)
Gene Foster at Oakland, Sept. 19, 1965 (21 att.)
- 103 — Ryan Mathews vs. New York Giants, Dec. 8, 2013 (29 att., 1 TD)
Mike Tolbert at Indianapolis, Nov. 28, 2010 (26 att., 1 TD)
LaDainian Tomlinson vs. Denver, Dec. 10, 2006 (28 att., 3 TD)
Jesse Chatman vs. Jacksonville, Oct. 10, 2004 (11 att., 1 TD)
Rod Bernstine at Denver, Sept. 22, 1991 (18 att.)
- 102 — Marion Butts vs. Cincinnati, Sept. 16, 1990 (18 att.)
Ryan Mathews vs. Indianapolis, Oct. 14, 2013 (22 att.)
LaDainian Tomlinson at Cleveland, Oct. 7, 2001 (19 att., 1 TD)
Natrone Means at Atlanta, Nov. 6, 1994 (25 att.)
Chuck Muncie vs. Minnesota, Oct. 11, 1981 (21 att., 2 TD)
Mike Garrett vs. Houston, Nov. 26, 1972 (17 att.)
Keith Lincoln vs. Houston, Dec. 1, 1963 (13 att., 1 TD)
Jacque MacKinnon vs. Buffalo, Nov. 11, 1962 (17 att.)
- 101 — Brandon Oliver at Oakland, Oct. 12, 2014 (26 att., 1 TD)
Natrone Means at Oakland, Oct. 11, 1998 (37 att.)
Lydell Mitchell vs. Cincinnati, Nov. 5, 1978 (28 att.)
Keith Lincoln at Buffalo, Nov. 17, 1963 (10 att., 1 TD)
- 100 — Mike Tolbert vs. Arizona, Oct. 3, 2010 (16 att., 1 TD)
Natrone Means vs. Denver, Oct. 23, 1994 (19 att.)
Gary Anderson vs. Kansas City, Nov. 2, 1986 (25 att.)
Cid Edwards at Houston, Sept. 15, 1974 (16 att.)
Keith Lincoln at Denver, Nov. 8, 1964 (20 att., 1 TD)
Paul Lowe at Dallas Texans, Sept. 10, 1961 (13 att., 1 TD)

100-YARD RUSHING GAMES BY PLAYER

LaDainian Tomlinson (47 total, 46 regular season, 1 postseason), Paul Lowe (16 total, 15 regular season, 1 postseason), Natrone Means (16 total, 15 regular season, 1 postseason), Ryan Mathews (12), Chuck Muncie (11 total, 9 regular season, 2 post-season), Dick Post (11), Marion Butts (9 total, 8 regular season, 1 postseason), Don Woods (8), Gary Anderson (7), Keith Lincoln (7 total, 6 regular season, 1 postseason), Rod Bernstine (5), Mike Garrett (5), Darren Sproles (3 total, 2 regular season, 1 postseason), Mike Tolbert (3), Michael Turner (3), Gary Brown (2), Terrell Fletcher (2), Gene Foster (2), Ernest Jackson (2), Lydell Mitchell (2), Brandon Oliver (2), Rickey Young (2), James Brooks (1), John Cappelletti (1), Jesse Chatman (1), Cid Edwards (1), Jermaine Fazande (1), Fred Ford (1), Aaron Hayden (1), Brad Hubbert (1), Lionel James (1), Jacque MacKinnon (1), Gerry McDougall (1), Russ Smith (1), Mike Thomas (1), Clarence Williams (1).

100-YARD RUSHING GAMES BY SEASON

1960 — Paul Lowe (4, including 1 postseason)	1978 — Lydell Mitchell (2)	1997 — Gary Brown (2)
Fred Ford (1)	1979 — Clarence Williams (1)	1998 — Natrone Means (4)
1961 — Paul Lowe (4)	1980 — Chuck Muncie (2)	Terrell Fletcher (2)
1962 — Keith Lincoln (1)	John Cappelletti (1)	1999 — Jermaine Fazande (1)
Jacque MacKinnon (1)	Mike Thomas (1)	2001 — LaDainian Tomlinson (4)
1962 — Gerry McDougall (1)	1981 — Chuck Muncie (5, incl. 1 postseason)	2002 — LaDainian Tomlinson (7)
1963 — Keith Lincoln (5, incl. 1 postseason)	1982 — Chuck Muncie (3, incl. 1postseason)	2003 — LaDainian Tomlinson (6)
Paul Lowe (2)	James Brooks (1)	2004 — LaDainian Tomlinson (6)
1964 — Keith Lincoln (1)	1983 — Chuck Muncie (1)	Jesse Chatman (1)
1965 — Paul Lowe (4)	1984 — Earnest Jackson (2)	2005 — LaDainian Tomlinson (5)
1965 — Gene Foster (1)	1985 — Gary Anderson (1)	Michael Turner (1)
1966 — Paul Lowe (2)	Lionel James (1)	2006 — LaDainian Tomlinson (11, incl. 1 postseason)
1967 — Dick Post (3)	1986 — Gary Anderson (1)	Michael Turner (1)
Brad Hubbert (1)	1988 — Gary Anderson (5)	2007 — LaDainian Tomlinson (6)
1968 — Dick Post (3)	1989 — Marion Butts (1)	Darren Sproles (1)
Gene Foster (1)	1990 — Marion Butts (5)	Michael Turner (1)
Russ Smith (1)	Rod Bernstine (1)	2008 — Darren Sproles (2, incl. 1 postseason)
1969 — Dick Post (5)	1991 — Rod Bernstine (3)	LaDainian Tomlinson (2)
1972 — Mike Garrett (4)	1992 — Marion Butts (3, incl. 1 postseason)	2010 — Mike Tolbert (3)
1973 — Mike Garrett (1)	Rod Bernstine (1)	Ryan Mathews (1)
1974 — Don Woods (7)	1993 — Natrone Means (2)	2011 — Ryan Mathews (4)
Cid Edwards (1)	1994 — Natrone Means (7, incl. 1 postseason)	2013 — Ryan Mathews (6)
1975 — Rickey Young (2)	1995 — Natrone Means (3)	2014 — Brandon Oliver (2)
Don Woods (1)	Aaron Hayden (1)	Ryan Mathews (1)

100 YARDS RECEIVING (348 total, 332 regular season, 16 postseason)

260	–	Wes Chandler vs. Cincinnati, Dec. 20, 1982 (10 rec., 2 TD)	Harrison Davis vs. Cleveland, Nov. 3, 1974 (4 rec., 1 TD)
243	–	Wes Chandler vs. Seattle, Sept. 15, 1985 (13 rec., 1 TD)	Lance Alworth at Denver, Oct. 22, 1967 (5 rec., 1 TD)
232	–	Lance Alworth at Kansas City, Oct. 20, 1963 (9 rec., 2 TD)	Lance Alworth vs. N.Y. Jets, Oct. 23, 1965 (7 rec., 1 TD)
213	–	Malcom Floyd at Oakland, Oct. 10, 2010 (8 rec., 1 TD)	141 – Vincent Jackson vs. Green Bay, Nov. 6, 2011 (7 rec., 3 TD)
		Lance Alworth at Oakland, Oct. 29, 1967 (10 rec., 1 TD)	Vincent Jackson vs. Baltimore, Sept. 20, 2009 (6 rec., 1 TD)
211	–	Lance Alworth vs. Denver, Sept. 11, 1965 (7 rec., 1 TD)	140 – Jeff Graham at Minnesota, Nov. 28, 1999 (6 rec.)
210	–	Lance Alworth at Boston, Nov. 10, 1963 (13 rec., 1 TD)	Malcom Floyd vs. Washington, Jan. 3, 2010 (9 rec.)
203	–	Lance Alworth vs. Oakland, Nov. 1, 1964 (8 rec., 2 TD)	Wes Chandler at Houston, Dec. 6, 1987 (10 rec.)
194	–	Wes Chandler vs. Cincinnati, Nov. 8, 1981 (10 rec., 2 TD)	Dave Kocourek vs. Houston, Sept. 23, 1962 (5 rec.)
191	–	Charlie Joiner at Cleveland, Sept. 7, 1981 (6 rec.)	139 – David Boston vs. Cincinnati, Nov. 23, 2003 (9 rec., 2 TD)
188	–	Gary Garrison vs. N.Y. Jets, Sept. 28, 1999 (6 rec., 2 TD)	138 – Tony Martin at Oakland, Nov. 22, 1996 (10 rec., 3 TD)
185	–	Lance Alworth vs. Buffalo, Nov. 26, 1964 (4 rec., 2 TD)	Wes Chandler vs. L.A. Raiders, Jan. 2, 1983 (6 rec., 1 TD)
183	–	Lance Alworth vs. Houston, Sept. 21, 1968 (8 rec., 1 TD)	137 – Anthony Miller vs. Cincinnati, Sept. 26, 1990 (9 rec.)
182	–	Lance Alworth at Oakland, Oct. 13, 1968 (9 rec., 1 TD)	John Jefferson vs. Seattle, Oct. 14, 1979 (9 rec., 2 TD)
181	–	David Boston at Jacksonville, Oct. 5, 2003 (14 rec., 2 TD)	Lance Alworth at N.Y. Jets, Oct. 5, 1968 (8 rec., 1 TD)
		Lance Alworth at Kansas City, Nov. 14, 1965 (6 rec., 1 TD)	136 – Antonio Gates vs. Dallas, Sept. 29, 2013 (10 rec., 1 TD)
180	–	Lance Alworth at N.Y. Jets, Nov. 2, 1963 (5 rec., 1 TD)	135 – Keenan Allen vs. Jacksonville, Sept. 28, 2014 (10 rec.)
179	–	Bobby Duckworth vs. Chicago, Dec. 3, 1984 (3 rec., 1 TD)	Charlie Joiner at Oakland, Oct. 12, 1980 (8 rec.)
177	–	Lance Alworth at Boston, Oct. 23, 1966 (6 rec., 2 TD)	134 – Danario Alexander at Tampa Bay, Nov. 11, 2012 (5 rec., 1 TD)
175	–	Dave Kocourek vs. Buffalo, Oct. 10, 1961 (3 rec., 1 TD)	Vincent Jackson vs. New England, Oct. 12, 2008 (5 rec., 1 TD)
172	–	Vincent Jackson at New England (10 rec., 2 TD)	Wes Chandler vs. Cleveland, Sept. 25, 1983 (6 rec., 2 TD)
		Tony Martin vs. San Francisco, Dec. 11, 1994 (9 rec., 1 TD)	Charlie Joiner vs. St. Louis, Sept. 26, 1976 (5 rec., 1 TD)
		Jack MacKinnon vs. Denver, Oct. 20, 1968 (6 rec., 2 TD)	Gene Foster vs. Miami, Oct. 2, 1966 (6 rec., 2 TD)
171	–	Kellen Winslow vs. Pittsburgh, Dec. 22, 1980 (10 rec.)	133 – Keenan Allen at Minnesota, Sept. 27, 2015 (12 rec., 2 TD)
		Charlie Joiner vs. N.Y. Giants, Oct. 19, 1980 (10 rec., 1 TD)	Ronnie Harmon vs. Indianapolis, Dec. 31, 1995 (10 rec.)**
		Lance Alworth at Denver, Dec. 1, 1968 (9 rec., 4 TD)	Pete Holohan at Seattle, Sept. 9, 1984 (6 rec.)
169	–	Lance Alworth at Kansas City, Oct. 27, 1968 (6 rec.)	132 – Antonio Gates at N.Y. Jets, Nov. 6, 2005 (8 rec.)
		Lance Alworth at Kansas City, Nov. 15, 1964 (5 rec., 1 TD)	Tony Martin vs. Cleveland, Dec. 3, 1995 (9 rec., 1 TD)
		Dave Kocourek vs. Dallas Texans, Nov. 19, 1961 (7 rec., 1 TD)	Kellen Winslow vs. Oakland, Sept. 14, 1980 (9 rec., 1 TD)
168	–	Tony Martin at Indianapolis, Dec. 17, 1995 (10 rec., 2 TD)	131 – Lance Alworth vs. Denver, Oct. 20, 1968 (4 rec., 1 TD)
		Lionel James vs. L.A. Raiders, Nov. 10, 1985 (11 rec., 1 TD)	130 – Charlie Joiner vs. Oakland, Jan. 11, 1981 (6 rec., 2 TD)*
		Charlie Joiner at L.A., Oct. 21, 1979 (7 rec.)	John Jefferson vs. Kansas City, Nov. 12, 1978 (7 rec., 2 TD)
		Lance Alworth at Buffalo, Oct. 10, 1965 (8 rec., 2 TD)	129 – Stephen Alexander vs. Seattle, Dec. 29, 2002 (8 rec., 1 TD)
167	–	Antonio Gates at Cleveland, Dec. 6, 2009 (8 rec.)	Curtis Conway vs. Kansas City, Oct. 13, 2002 (8 rec.)
166	–	Keenan Allen vs. Detroit, Sept. 13, 2015 (15 rec.)	Anthony Miller vs. Denver, Oct. 25, 1992 (6 rec., 1 TD)
		Kellen Winslow at Miami, Jan. 2, 1982 (13 rec., 1 TD) OT**	Anthony Miller vs. Philadelphia, Nov. 5, 1989 (5 rec., 2 TD)
		Charlie Joiner vs. Detroit, Sept. 13, 1981 (7 rec.)	128 – Keenan Allen at Washington, Nov. 3, 2013 (8 rec., 1 TD)
165	–	Vincent Jackson at Chicago, Nov. 20, 2011 (7 rec., 1 TD)	Bryan Still vs. Buffalo, Sept. 6, 1998 (6 rec., 1 TD)
		Gary Garrison at Chicago, Oct. 18, 1970 (8 rec., 2 TD)	Tony Martin at Indianapolis, Nov. 3, 1996 (6 rec., 1 TD)
164	–	John Jefferson vs. Philadelphia, Nov. 30, 1980 (8 rec.)	Gary Garrison vs. Oakland, Dec. 15, 1968 (4 rec.)
163	–	Tony Martin vs. Seattle, Sept. 10, 1995 (13 rec., 1 TD)	127 – Charlie Joiner vs. Denver, Nov. 9, 1980 (9 rec.)
		Gary Garrison at N.Y. Jets, Oct. 5, 1968 (6 rec., 2 TD)	Lance Alworth vs. N.Y. Jets, Dec. 11, 1966 (7 rec.)
162	–	Anthony Miller vs. Houston, Sept. 17, 1989 (7 rec., 2 TD)	126 – Kellen Winslow vs. Buffalo, Dec. 6, 1981 (6 rec., 1 TD)
		Kellen Winslow vs. Kansas City, Dec. 11, 1983 (14 rec., 3 TD)	Dave Kocourek vs. Buffalo, Nov. 11, 1962 (7 rec., 1 TD)
		Gary Garrison vs. N.Y. Jets, Oct. 31, 1971 (6 rec., 1 TD)	125 – Wes Chandler at San Francisco, Dec. 11, 1982 (7 rec., 3 TD)
160	–	John Jefferson at Dallas, Oct. 26, 1980 (8 rec., 1 TD)	Lance Alworth vs. Cincinnati, Oct. 4, 1969 (8 rec.)
		Lance Alworth vs. Oakland, Dec. 19, 1965 (5 rec., 1 TD)	Lance Alworth vs. Miami, Nov. 12, 1967 (4 rec., 1 TD)
		Dave Kocourek at Boston, Oct. 7, 1961 (3 rec., 1 TD)	Jerry Robinson vs. Denver, Nov. 4, 1962 (3 rec., 1 TD)
157	–	Keenan Allen at Green Bay, Oct. 18, 2015 (14 rec.)	124 – Keenan Allen at Kansas City, Nov. 24, 2013 (9 rec.)
		Kellen Winslow at Green Bay, Oct. 7, 1984 (15 rec.)	Antonio Gates at Philadelphia, Sept. 15, 2013 (8 rec.)
156	–	Curtis Conway vs. Seattle, Dec. 30, 2001 (11 rec., 1 TD)	Darren Sproles vs. Baltimore, Sept. 20, 2009 (7 rec., 1 TD)
		Gary Garrison at Denver, Dec. 10, 1972 (10 rec., 1 TD)	Antonio Gates at Pittsburgh, Oct. 4, 2009 (9 rec., 2 TD)
		Lance Alworth vs. Kansas City, Dec. 18, 1966 (8 rec., 1 TD)	Anthony Miller vs. Seattle, Nov. 10, 1991 (5 rec.)
155	–	Tony Martin vs. Baltimore, Sept. 28, 1997 (4 rec., 3 TD)	Wes Chandler vs. Philadelphia, Dec. 15, 1985 (5 rec.)
		John Jefferson vs. Chicago, Dec. 4, 1978 (7 rec., 1 TD)	Wes Chandler at Pittsburgh, Jan. 9, 1983 (9 rec.)**
154	–	Wes Chandler vs. Pittsburgh, Dec. 8, 1985 (5 rec., 2 TD)	Charlie Joiner at Chicago, Oct. 25, 1981 (5 rec., 1 TD)
153	–	Kellen Winslow at Cincinnati, Nov. 2, 1980 (9 rec., 1 TD)	Lance Alworth vs. Houston, Oct. 25, 1970 (2 rec., 1 TD)
152	–	Curtis Conway vs. San Francisco, Nov. 17, 2002 (7 rec.)	Lance Alworth vs. Buffalo, Nov. 25, 1965 (7 rec.)
		Tony Martin at Seattle, Sept. 18, 1994 (5 rec., 1 TD)	Lance Alworth at Boston, Oct. 9, 1964 (8 rec., 2 TD)
		Anthony Miller vs. Washington, Dec. 10, 1989 (8 rec., 1 TD)	Ralph Anderson at Boston, Sept. 21, 1960 (6 rec., 1 TD)
150	–	Wes Chandler at Seattle, Oct. 6, 1985 (9 rec., 2 TD)	123 – Antonio Gates vs. Tennessee, Oct. 31, 2010 (5 rec., 1 TD)
149	–	Anthony Miller at L.A. Rams, Oct. 13, 1991 (7 rec., 1 TD)	Antonio Gates vs. Miami, Dec. 11, 2005 (13 rec., 1 TD)
		John Jefferson at Houston, Dec. 17, 1978 (6 rec., 2 TD)	Keenan McCardell vs. Dallas, Sept. 11, 2005 (9 rec., 2 TD)
		Jerry LeVias vs. Denver, Dec. 9, 1973 (5 rec., 1 TD)	Antonio Gates at Houston, Sept. 12, 2004 (8 rec.)
		Gary Garrison vs. Kansas City, Dec. 20, 1970 (5 rec.)	Anthony Miller at Seattle, Oct. 3, 1993 (10 rec., 1 TD)
		Lance Alworth at N.Y. Jets, Oct. 8, 1966 (10 rec.)	Charlie Joiner vs. Kansas City, Nov. 25, 1979 (9 rec., 1 TD)
148	–	Vincent Jackson vs. Oakland, Dec. 4, 2008 (5 rec., 1 TD)	Keith Lincoln at Buffalo, Oct. 16, 1966 (5 rec., 1 TD)
		LaDainian Tomlinson at Detroit, Dec. 7, 2003 (9 rec., 2 TD)	Keith Lincoln vs. Boston, Jan. 5, 1964 (7 rec., 1 TD)@
		Tony Martin at Kansas City, Nov. 24, 1996 (5 rec., 2 TD)	Dave Kocourek vs. Houston, Dec. 24, 1961 (7 rec.)@
147	–	Lance Alworth vs. Boston, Dec. 7, 1969 (6 rec., 1 TD)	Gary Garrison vs. Baltimore, Sept. 20, 1970 (3 rec., 2 TD)
		Lance Alworth at Houston, Dec. 4, 1966 (4 rec., 2 TD)	Lance Alworth vs. Buffalo, Dec. 14, 1969 (7 rec., 1 TD)
		Lance Alworth vs. N.Y. Jets, Dec. 4, 1965 (7 rec., 2 TD)	121 – Keenan Allen at Baltimore, Nov. 30, 2014 (11 rec., 2 TD)
146	–	Kellen Winslow vs. Houston, Sept. 16, 1984 (10 rec.)	Chris Chambers vs. Tennessee, Jan. 6, 2008 (6 rec.)**
145	–	Antonio Gates vs. Kansas City, Oct. 30, 2005 (10 rec., 3 TD)	Tony Martin vs. Miami, Nov. 5, 1995 (7 rec., 1 TD)
		Charlie Joiner at San Francisco, Dec. 11, 1982 (8 rec.)	Charlie Joiner vs. Denver, Nov. 28, 1982 (7 rec.)
		Lance Alworth vs. Houston, Oct. 3, 1965 (4 rec., 2 TD)	Gary Garrison at Cincinnati, Sept. 29, 1968 (5 rec., 2 TD)
144	–	Antonio Gates vs. Arizona, Oct. 3, 2010 (7 rec., 2 TD)	Lance Alworth vs. Houston, Sept. 24, 1967 (10 rec., 1 TD)
		LaDainian Tomlinson vs. Green Bay, Dec. 14, 2003 (11 rec., 2 TD)	Don Norton at N.Y., Oct. 15, 1961 (5 rec.)
		Jeff Graham at Denver, Nov. 19, 2000 (4 rec., 2 TD)	120 – Vincent Jackson at Dallas, Dec. 13, 2009 (7 rec.)
		Kellen Winslow at Oakland, Nov. 22, 1981 (13 rec., 5 TD)	Vincent Jackson vs. Miami, Sept. 27, 2009 (5 rec.)
		Dave Kocourek vs. Oakland (at S.F.), Dec. 4, 1960 (7 rec., 1 TD)	Curtis Conway vs. Buffalo, Oct. 28, 2001 (9 rec.)
143	–	Curtis Conway at Buffalo, Oct. 15, 2000 (7 rec., 1 TD)	Shawn Jefferson at Oakland, Sept. 3, 1995 (6 rec., 1 TD)
142	–	Keenan Allen at Denver, Jan. 12, 2014 (6 rec., 2 TD)**	Kellen Winslow vs. Baltimore, Dec. 26, 1982 (7 rec., 3 TD)
		Vincent Jackson at Kansas City, Oct. 25, 2009 (5 rec., 1 TD)	Wes Chandler at Denver, Sept. 12, 1982 (4 rec.)
		Anthony Miller at Minnesota, Nov. 7, 1993 (7 rec., 1 TD)	Don Norton vs. Dallas, Nov. 19, 1961 (6 rec.)
		Anthony Miller vs. Seattle, Oct. 4, 1992 (9 rec., 2 TD)	

Continued next page

100 Yards Receiving, cont.

- 119 – Mark Seay vs. Cincinnati, Sept. 11, 1994 (8 rec., 2 TD)
 Anthony Miller at Tampa Bay, Jan. 2, 1994 (7 rec., 1 TD)
 Nate Lewis at Denver, Sept. 12, 1993 (10 rec., 1 TD)
 Eric Sievers vs. Miami, Nov. 18, 1984 (12 rec., 2 TD)
 Charlie Joiner at Indianapolis, Nov. 4, 1984 (9 rec., 1 TD)
 Kellen Winslow at L.A. Raiders, Sept. 24, 1984 (9 rec., 1 TD)
 Don Woods vs. Cleveland, Nov. 3, 1974 (3 rec., 2 TD)
 Gary Garrison at Detroit, Oct. 22, 1972 (7 rec., 2 TD)
 Gary Garrison vs. Denver, Nov. 23, 1967 (4 rec.)
 Lance Alworth vs. Miami, Oct. 2, 1966 (6 rec., 2 TD)
 Lance Alworth vs. Houston, Sept. 12, 1964 (6 rec., 1 TD)
 Don Norton at Oakland, Dec. 8, 1963 (6 rec., 1 TD)
 Don Norton vs. Oakland, Nov. 27, 1960 (4 rec., 1 TD)
- 118 – Antonio Gates vs. Kansas City, Nov. 29, 2009 (7 rec., 2 TD)
 Eric Parker vs. Tampa Bay, Dec. 12, 2004 (6 rec., 1 TD)
 Curtis Conway at Denver, Nov. 19, 2000 (4 rec., 1 TD)
 Charlie Joiner vs. Kansas City, Oct. 13, 1985 (6 rec., 1 TD)
 Lionel James at Cincinnati, Sept. 22, 1985 (5 rec., 1 TD)
 Wes Chandler vs. Baltimore, Dec. 26, 1982 (4 rec., 2 TD)
 Wes Chandler at L.A., Nov. 22, 1982 (7 rec.)
- 117 – Vincent Brown at Oakland, Oct. 6, 2013 (7 rec.)
 Patrick Crayton at St. Louis, Oct. 17, 2010 (6 rec.)
 Antonio Gates vs. Green Bay, Dec. 14, 2003 (5 rec.)
 Curtis Conway at New England, Oct. 14, 2001 (4 rec.)
 Kellen Winslow at St. Louis, Nov. 20, 1983 (5 rec., 1 TD)
 Gary Garrison vs. Cincinnati, Sept. 30, 1973 (4 rec.)
- 116 – Tony Martin at N.Y. Jets, Dec. 18, 1994 (3 rec., 2 TD)
 Ronnie Harmon at Denver, Dec. 16, 1990 (8 rec.)
 Anthony Miller vs. Seattle, Oct. 15, 1989 (7 rec.)
 Wes Chandler vs. Pittsburgh, Dec. 13, 1987 (7 rec.)
 Kellen Winslow vs. Cincinnati, Dec. 20, 1982 (6 rec.)
 Gary Garrison at Cincinnati, Sept. 22, 1974 (8 rec.)
- 115 – Keenan Allen at Oakland, Oct. 6, 2013 (6 rec., 1 TD)
 Bob Duckworth at Minnesota, Sept. 2, 1984 (4 rec.)
 Eric Sievers at Seattle, Sept. 18, 1983 (6 rec., 2 TD)
 Charlie Joiner at Denver, Oct. 7, 1979 (7 rec.)
 Gary Garrison vs. N.Y. Jets, Dec. 24, 1967 (8 rec.)
- 114 – Vincent Jackson vs. Tennessee, Jan. 6, 2008 (5 rec., 1 TD)**
 Jeff Graham at Seattle, Dec. 12, 1999 (9 rec.)
 Mark Seay vs. Arizona, Dec. 9, 1995 (7 rec., 2 TD)
 John Jefferson at Oakland, Oct. 12, 1980 (5 rec., 1 TD)
 Gary Garrison at Oakland, Nov. 22, 1970 (6 rec., 2 TD)
 Lance Alworth at Denver, Oct. 6, 1963 (4 rec., 1 TD)
- 113 – Curtis Conway vs. Houston, Sept. 15, 2002 (5 rec., 1 TD)
 Jeff Graham vs. Pittsburgh, Dec. 24, 2000 (4 rec.)
 Jeff Graham at Buffalo, Oct. 15, 2000 (9 rec., 1 TD)
 Antonio Gates at Denver, Oct. 7, 2007 (7 rec., 1 TD)
 Antonio Gates at Green Bay, Sept. 23, 2007 (11 rec.)
 Jeff Graham vs. Oakland, Dec. 26, 1999 (3 rec., 1 TD)
 Tony Martin vs. Detroit, Nov. 11, 1996 (8 rec., 1 TD)
 Wes Chandler at Cleveland, Dec. 21, 1986 (6 rec., 1 TD)
 Gary Anderson vs. L.A. Raiders, Nov. 20, 1986 (7 rec.)
 John Jefferson at Washington Dec. 7, 1980 (8 rec., 1 TD)
 Dave Kocourek vs. Denver, Oct. 18, 1964 (4 rec., 1 TD)
- 112 – Vincent Jackson vs. San Francisco, Dec. 16, 2010 (5 rec., 3 TD)
 Wes Chandler at Tampa Bay, Dec. 13, 1981 (8 rec.)
 John Jefferson at L.A. Rams, Oct. 21, 1979 (3 rec., 1 TD)
- 111 – Seyi Ajirotutu at Houston, Nov. 7, 2010 (4 rec., 2 TD)
 Vincent Jackson vs. New York Jets, Jan. 17, 2010 (7 rec.)**
 Vincent Jackson at Tampa Bay, Dec. 21, 2008 (7 rec.)
 Curtis Conway at Denver, Nov. 11, 2001 (3 rec., 1 TD)
 Freddie Jones vs. Oakland, Oct. 29, 2000 (10 rec., 2 TD)
 Wes Chandler vs. Denver, Nov. 29, 1981 (4 rec.)
 Don Woods vs. New England, Oct. 16, 1977 (8 rec.)
 Billy Parks at Pittsburgh, Oct. 3, 1971 (8 rec., 1 TD)
 Lance Alworth at Denver, Nov. 27, 1966 (6 rec., 2 TD)
- 110 – Legedu Naanee at Kansas City, Sept. 13, 2010 (5 rec., 1 TD)
 Reche Caldwell vs. Tennessee, Oct. 3, 2004 (3 rec., 1 TD)
 Jeff Graham at Philadelphia, Dec. 9, 2001 (5 rec., 2 TD)
 Anthony Miller vs. Miami, Dec. 27, 1993 (7 rec., 2 TD)
 Anthony Miller at Cleveland, Nov. 15, 1992 (7 rec., 1 TD)
 Al Williams at Tampa Bay, Oct. 11, 1987 (5 rec.)
 Wes Chandler at Indianapolis, Nov. 30, 1986 (5 rec., 1 TD)
 Charlie Joiner vs. Pittsburgh, Dec. 8, 1985 (6 rec.)
 Bob Duckworth vs. N.Y. Jets, Sept. 4, 1983 (4 rec., 1 TD)
 Kellen Winslow at Dallas, Oct. 26, 1980 (5 rec., 2 TD)
 John Jefferson vs. Oakland, Sept. 14, 1980 (9 rec., 2 TD)
 Charlie Joiner at Detroit, Oct. 22, 1978 (5 rec., 1 TD)
 Don Norton at Houston, Dec. 3, 1961 (6 rec., 2 TD)
- 109 – Malcom Floyd vs. Tennessee, Sept. 16, 2012 (6 rec.)
 Antonio Gates at Seattle, Sept. 26, 2010 (7 rec., 1 TD)
 Malcom Floyd at Cincinnati, Nov. 12, 2006 (5 rec., 1 TD)
 Eric Metcalf vs. Atlanta, Dec. 7, 1997 (8 rec.)
 John Jefferson at Oakland, Oct. 25, 1979 (4 rec., 1 TD)
 Gary Garrison at N.Y. Jets, Dec. 1, 1974 (4 rec., 1 TD)
 Gary Garrison at Cincinnati, Sept. 21, 1969 (3 rec.)
 Lance Alworth at Boston, Oct. 17, 1965 (3 rec., 1 TD)
 Ralph Anderson vs. Buffalo, Nov. 20, 1960 (7 rec.)
- 108 – Malcom Floyd at New Orleans, Oct. 7, 2012 (5 rec.)
 Malcom Floyd at Jacksonville, Dec. 5, 2011 (4 rec., 1 TD)
 Vincent Jackson vs. Miami, Oct. 2, 2011 (1 rec., 1 TD)
 Vincent Jackson vs. Cincinnati, Dec. 20, 2009 (5 rec., 2 TD)
 Antonio Gates at New England, Oct. 2, 2005 (6 rec.)
 Kellen Winslow vs. Cleveland, Sept. 25, 1983 (8 rec.)
 Charlie Joiner at Miami, Jan. 2, 1982 (7 rec.)**
 Larry Dorsey vs. Cleveland, Dec. 4, 1977 (4 rec., 1 TD)
 Charlie Joiner vs. Oakland, Oct. 10, 1976 (5 rec.)
 Gary Garrison vs. New England, Nov. 9, 1975 (7 rec., 1 TD)
 Gary Garrison vs. Kansas City, Oct. 15, 1967 (4 rec.)
- 107 – Keenan Allen vs. Indianapolis, Oct. 14, 2013 (9 rec., 1 TD)
 Malcom Floyd at Kansas City, Oct. 31, 2011 (5 rec.)
 Antonio Gates vs. Chicago, Sept. 9, 2007 (9 rec., 1 TD)
 Jeff Graham vs. Denver, Oct. 21, 2001 (7 rec., 2 TD)
 Jeff Graham at St. Louis, Oct. 1, 2000 (7 rec.)
 Kellen Winslow at Houston, Nov. 24, 1985 (7 rec.)
 Kellen Winslow vs. L.A. Raiders, Oct. 21, 1984 (8 rec., 1 TD)
 Kellen Winslow vs. Denver, Nov. 28, 1982 (8 rec., 3 TD)
 John Jefferson vs. N.Y. Giants, Oct. 19, 1980 (5 rec., 1 TD)
 Charlie Joiner at Oakland, Oct. 25, 1979 (9 rec.)
 Don Norton at Buffalo, Oct. 10, 1965 (6 rec.)
 Don Norton at Boston, Oct. 19, 1962 (4 rec.)
- 106 – Keenan Allen vs. Cincinnati, Dec. 1, 2013 (8 rec.)
 Antonio Gates at Oakland, Jan. 1, 2012 (5 rec., 1 TD)
 Charlie Joiner vs. N.Y. Jets, Sept. 4, 1983 (5 rec., 1 TD)
 Wes Chandler at Miami, Jan. 2, 1982 (6 rec.)**
 Charlie Joiner vs. Buffalo, Dec. 6, 1981 (7 rec.)
 Kellen Winslow at Seattle, Nov. 16, 1981 (7 rec.)
 Kellen Winslow at Denver, Sept. 27, 1981 (10 rec., 1 TD)
 John Jefferson vs. Pittsburgh, Nov. 18, 1979 (5 rec., 1 TD)
 Charlie Joiner vs. Houston, Oct. 17, 1976 (2 rec., 1 TD)
 Gary Garrison vs. Buffalo, Oct. 23, 1971 (4 rec.)
 Willie Frazier at Buffalo, Oct. 1, 1967 (5 rec., 1 TD)
 Don Norton vs. Boston, Oct. 31, 1965 (5 rec.)
- 105 – Eddie Royal vs. Jacksonville, Sept. 28, 2014 (5 rec., 2 TD)
 Patrick Crayton vs. Denver, Nov. 22, 2010 (3 rec., 1 TD)
 Antonio Gates vs. Baltimore, Nov. 25, 2007 (6 rec., 2 TD)
 Anthony Miller vs. Kansas City, Oct. 17, 1993 (10 rec., 1 TD)
 Anthony Miller vs. Indianapolis, Nov. 1, 1992 (6 rec.)
 Wayne Walker at Washington, Dec. 10, 1989 (7 rec., 1 TD)
 Kellen Winslow vs. Seattle, Dec. 14, 1986 (8 rec., 1 TD)
 Wes Chandler at Pittsburgh, Nov. 25, 1984 (4 rec., 1 TD)
 Kellen Winslow at L.A. Raiders, Nov. 22, 1982 (8 rec.)
 Charlie Joiner at Denver, Oct. 3, 1976 (5 rec.)
 Gary Garrison at Denver, Oct. 17, 1971, (4 rec., 1 TD)
 Willie Frazier vs. Boston, Sept. 9, 1967, (5 rec., 2TD)
 Dave Kocourek vs. Houston, Nov. 13, 1960 (7 rec.)
- 104 – Keenan Allen vs. St. Louis, Nov. 23, 2014 (6 rec., 1 TD)
 Antonio Gates vs. Denver, Dec. 10, 2006 (7 rec., 2 TD)
 Bryan Still vs. N.Y. Giants, Sept. 27, 1998 (8 rec.)
 Derrick Walker vs. Denver, Oct. 25, 1992 (4 rec., 1 TD)
 Anthony Miller at Pittsburgh, Nov. 19, 1989 (7 rec., 1 TD)
 John Jefferson at New Orleans, Dec. 9, 1979 (5 rec., 1 TD)
- 103 – Vincent Jackson vs. Oakland, Nov. 1, 2009 (8 rec., 1 TD)
 Eric Parker at Indianapolis, Dec. 26, 2004 (7 rec., 1 TD)
 Anthony Miller vs. Green Bay, Dec. 12, 1993 (8 rec., 1 TD)
 Wes Chandler vs. Washington, Oct. 31, 1983 (4 rec., 1 TD)
 Kellen Winslow vs. Denver, Oct. 27, 1983 (6 rec., 2 TD)
 John Jefferson at Seattle, Sept. 7, 1980 (6 rec., 2 TD)
 John Jefferson vs. Atlanta, Dec. 2, 1979 (5 rec.)
 Gary Garrison at Miami, Oct. 11, 1969 (4 rec., 2 TD)
 Jacque MacKinnon at Buffalo, Nov. 17, 1968 (3 rec., 2 TD)
 Don Norton vs. Denver, Oct. 29, 1961 (5 rec., 1 TD)
 Ralph Anderson vs. Dallas, Dec. 28, 1960 (5 rec., 1 TD)
 Malcom Floyd at Philadelphia, Sept. 15, 2013 (5 rec.)
- 102 – Danario Alexander vs. Cincinnati, Dec. 2, 2012 (6 rec.)
 Kassim Osgood at Pittsburgh, Dec. 21, 2003 (4 rec., 1 TD)
 Jeff Graham at Denver, Jan. 2, 2000 (6 rec., 1 TD)
 Charlie Joiner vs. Denver, Nov. 27, 1983 (7 rec.)
 Kellen Winslow at Pittsburgh, Jan. 9, 1983 (7 rec., 2 TD)**
 Dwight Scales vs. Cincinnati, Nov. 8, 1981 (3 rec.)
 John Jefferson vs. Buffalo, Jan. 3, 1981 (7 rec.)**
 John Jefferson vs. Pittsburgh, Dec. 22, 1980 (7 rec.)
 Kellen Winslow vs. N.Y. Giants, Oct. 19, 1980 (6 rec.)
- 101 – Antonio Gates at Oakland, Nov. 21, 2004 (8 rec., 1 TD)
 Reggie Jones vs. Denver, Dec. 8, 2000 (7 rec.)
 Kellen Winslow at San Francisco, Dec. 11, 1982 (9 rec.)
 Gary Garrison vs. Cincinnati, Sept. 6, 1968 (5 rec.)
 Lance Alworth at Kansas City, Nov. 6, 1966 (6 rec., 2 TD)
 Lance Alworth vs. N.Y. Jets, Dec. 6, 1964 (3 rec., 1 TD)
- 100 – Malcom Floyd at Denver, Oct. 9, 2011 (3 rec., 1 TD)
 Tony Martin vs. Seattle, Nov. 9, 1997 (5 rec., 2 TD)
 Anthony Miller at N.Y. Jets, Oct. 14, 1990 (5 rec., 1 TD)
 Lionel James at Kansas City, Sept. 13, 1987 (6 rec., 1 TD)
 Ced Edwards at Oakland, Oct. 1, 1972 (6 rec.)
 Gene Foster vs. N.Y. Jets, Nov. 24, 1968 (8 rec.)
 Luther Hayes vs. Boston, Dec. 17, 1961 (3 rec.)

100-YARD RECEIVING GAMES BY PLAYER

Lance Alworth (41), Kellen Winslow (26 total, 24 regular season, 2 postseason), Charlie Joiner (25), Gary Garrison (23), Wes Chandler (22 total, 20 regular season, 2 postseason), Antonio Gates (21), Anthony Miller (19), John Jefferson (18 total, 17 regular season, 1 postseason), Vincent Jackson (16 total, 14 regular season, 2 postseason), Tony Martin (13), Keenan Allen (12 total, 11 regular season, 1 postseason), Malcom Floyd (10), Jeff Graham (10), Curtis Conway (9), Dave Kocourek (9 total, 8 regular season, 1 postseason), Don Norton (9), Ralph Anderson (3), Bobby Duckworth (3), Lionel James (3), Danario Alexander (2), David Boston (2), Patrick Crayton (2), Gene Foster (2), Willie Frazier (2), Ronnie Harmon (2 total, 1 regular season, 1 postseason), Keith Lincoln (2 total, 1 regular season, 1 postseason), Jacque MacKinnon (2), Eric Parker (2), Mark Seay (2), Eric Sievers (2), Bryan Still (2), LaDainian Tomlinson (2), Don Woods (2), Seyi Ajirrotutu (1), Stephen Alexander (1), Gary Anderson (1), Vincent Brown (1), Reche Caldwell (1), Chris Chambers (1, postseason), Harrison Davis (1), Larry Dorsey (1), Cid Edwards (1), Luther Hayes (1), Pete Holohan (1), Shawn Jefferson (1), Freddie Jones (1), Reggie Jones (1), Jerry LeVias (1), Nate Lewis (1), Keenan McCardell (1), Eric Metcalf (1), Legedu Naanee (1), Kassim Osgood (1), Billy Parks (1), Jerry Robinson (1), Eddie Royal (1), Dwight Scales (1), Darren Sproles (1), Derrick Walker (1), Wayne Walker (1), Al Williams (1).

100-YARD RECEIVING GAMES BY SEASON

1960	—	Ralph Anderson (3) Dave Kocourek (2) Don Norton (1)	1981	—	Charlie Joiner (5, incl. 1 postseason) Kellen Winslow (5, incl. 1 postseason) Wes Chandler (4, incl. 1 postseason) Dwight Scales (1)	2001	—	Curtis Conway (4) Jeff Graham (2)
1961	—	Don Norton (4) Dave Kocourek (4, incl. 1 postseason) Luther Hayes (1)	1982	—	Wes Chandler (7, incl. 1 postseason) Kellen Winslow (6, incl. 1 postseason) Charlie Joiner (2)	2002	—	Curtis Conway (3) Stephen Alexander (1)
1962	—	Dave Kocourek (2) Don Norton (1) Jerry Robinson (1)	1983	—	Kellen Winslow (4) Wes Chandler (2) Charlie Joiner (2) Bobby Duckworth (1) Eric Sievers (1)	2003	—	David Boston (2) LaDainian Tomlinson (2) Antonio Gates (1) Kassim Osgood (1)
1963	—	Lance Alworth (4) Keith Lincoln (1, postseason) Don Norton (1)	1984	—	Kellen Winslow (4) Bobby Duckworth (2) Wes Chandler (1) Pete Holohan (1) Charlie Joiner (1) Eric Sievers (1)	2004	—	Antonio Gates (2) Eric Parker (2) Reche Caldwell (1) Antonio Gates (4)
1964	—	Lance Alworth (6)	1985	—	Wes Chandler (4) Lionel James (2) Charlie Joiner (2) Kellen Winslow (1)	2005	—	Antonio Gates (4) Keenan McCardell (1)
1964	—	Dave Kocourek (1)	1986	—	Wes Chandler (1) Pete Holohan (1) Charlie Joiner (1) Eric Sievers (1)	2006	—	Malcom Floyd (1) Antonio Gates (1)
1965	—	Lance Alworth (9) Don Norton (2)	1987	—	Wes Chandler (2) Lionel James (1) Al Williams (1)	2007	—	Antonio Gates (4) Chris Chambers (1, postseason) Vincent Jackson (1, postseason)
1966	—	Lance Alworth (8) Gene Foster (1) Keith Lincoln (1)	1988	—	Wes Chandler (1) Gary Anderson (1) Kellen Winslow (1)	2008	—	Vincent Jackson (3)
1967	—	Lance Alworth (4) Gary Garrison (3) Willie Frazier (2)	1989	—	Anthony Miller (5) Wayne Walker (1)	2009	—	Vincent Jackson (7, incl. 1 postseason) Antonio Gates (3) Malcom Floyd (1) Darren Sproles (1)
1968	—	Lance Alworth (6) Gary Garrison (4) Jacque MacKinnon (2) Gene Foster (1)	1990	—	Anthony Miller (2) Ronnie Harmon (1)	2010	—	Antonio Gates (3) Patrick Crayton (2) Seyi Ajirrotutu (1) Malcom Floyd (1) Vincent Jackson (1) Legedu Naanee (1)
1969	—	Lance Alworth (3) Gary Garrison (3)	1991	—	Anthony Miller (2)	2011	—	Vincent Jackson (4) Malcom Floyd (3) Antonio Gates (1)
1970	—	Gary Garrison (4) Lance Alworth (1)	1992	—	Anthony Miller (4) Derrick Walker (1)	2012	—	Danario Alexander (2) Malcom Floyd (2)
1971	—	Gary Garrison (3) Billy Parks (1)	1993	—	Anthony Miller (6) Nate Lewis (1)	2013	—	Keenan Allen (6, incl. 1 postseason) Antonio Gates (2) Vincent Brown (1) Malcom Floyd (1)
1972	—	Gary Garrison (2) Cid Edwards (1)	1994	—	Tony Martin (3) Mark Seay (1)	2014	—	Keenan Allen (3) Malcom Floyd (1) Eddie Royal (1)
1973	—	Gary Garrison (1) Jerry LeVias (1)	1995	—	Tony Martin (4) Ronnie Harmon (1, postseason) Shawn Jefferson (1) Mark Seay (1)	2015	—	Keenan Allen (3)
1974	—	Gary Garrison (2) Harrison Davis (1) Don Woods (1)	1996	—	Tony Martin (4)			
1975	—	Gary Garrison (1)	1997	—	Tony Martin (2) Eric Metcalf (1)			
1976	—	Charlie Joiner (4)	1998	—	Bryan Still (2)			
1977	—	Larry Dorsey (1) Don Woods (1)	1999	—	Jeff Graham (4)			
1978	—	John Jefferson (3) Charlie Joiner (1)	2000	—	Jeff Graham (4) Curtis Conway (2)			
1979	—	John Jefferson (6) Charlie Joiner (4)						
1980	—	John Jefferson (9, incl. 1 postseason) Kellen Winslow (5) Charlie Joiner (4, incl. 1 postseason)						

200 ALL-PURPOSE YARDS (69 total, 64 regular season, 5 postseason)

345 — Lionel James vs. L.A. Raiders, Nov. 10, 1985 (51 Ru., 168 Re., 126 KR)	225 — Darren Sproles vs. N.E., Oct. 24, 2010 (7 Ru., 70 Re., 12 PR, 136 KR)
329 — Keith Lincoln vs. Boston, Jan. 5, 1964 (206 Ru., 123 Re.)*	222 — Ronney Jenkins vs. New Orleans, Sept. 10, 2000 (1 Re., 221 KR)
328 — Darren Sproles vs. Ind., Jan. 3, 2009 (105 Ru., 45 Re., 72 PR, 106 KR)**	221 — Darren Sproles at T.B., Dec. 21, 2008 (3 Ru., 46 Re., 45 PR, 127 KR)
317 — Darren Sproles at Denver, Sept. 14, 2008 (53 Ru., 72 Re., 192 KR)	LaDainian Tomlinson at Cleveland, Oct. 19, 2003 (200 Ru., 21 Re.)
316 — Lionel James at Cin., Sept. 22, 1985 (127 Ru., 118 Re., 24 PR, 47 KR)	James Brooks vs. K.C., Dec. 11, 1983 (81 Ru., 9 Re., 103 KR, 28 PR)
290 — Lionel James vs. Sea., Sept. 15, 1985 (41 Ru., 96 Re., 19 PR, 134 KR)	220 — LaDainian Tomlinson vs. N.Y. Giants, Sept. 25, 2005 (192 Ru., 28 Re.)
284 — Leslie Duncan vs. N.Y. Jets, Nov. 24, 1968 (182 KR, 102 PR)	217 — Gary Anderson vs. Kansas City, Dec. 18, 1988 (34 att.)
282 — James Brooks at Oak., Nov. 22, 1981 (97 Ru., 38 Re., 68 KR, 79 PR)	Keith Lincoln vs. Oak., Oct. 16, 1983 (72 Ru., 60 Re., 80 KR, 5 PR)
278 — Darren Sproles vs. Baltimore, Sept. 20, 2009 (26 Ru., 124 Re., 128 KR)	Keith Lincoln vs. Oak., Oct. 27, 1963 (130 Ru., 11 Re., 65 KR, 11 PR)
274 — Darren Sproles at Pitt., Jan. 11, 2009 (15 Ru., 91 Re., 4 PR, 164 KR)	215 — Richard Goodman at Oakland, Jan. 1, 2012 (215 KR)
272 — Sproles at N.O. (at London), Oct. 26, 2008 (6 Ru., 45 Re., 20 PR, 201 KR)	214 — LaDainian Tomlinson vs. Oakland, Oct. 14, 2007 (198 Ru., 16 Re.)
271 — LaDainian Tomlinson vs. Denver, Dec. 1, 2002 (220 Ru., 51 Re.)	Ronney Jenkins at New England, Oct. 14, 2001 (124 KR)
Paul Lowe at Houston, Jan. 1, 1961 (165 Ru., 5 Re., 101 KR)*	213 — Malcolm Floyd at Oakland, Oct. 10, 2010 (213 Re.)
265 — Paul Lowe vs. Oakland, Nov. 27, 1960 (149 Ru., 96 Re., 20 KR)	LaDainian Tomlinson at Washington, Nov. 27, 2005 (184 Ru., 29 Re.)
264 — Keith Lincoln at Denver, Oct. 6, 1963 (62 Ru., 73 Re., 122 KR, 7 PR)	Lance Alworth at Oakland, Oct. 29, 1967 (213 Re.)
260 — LaDainian Tomlinson vs. Oakland, Dec. 28, 2003 (243 ru., 17 re.)	211 — LaDainian Tomlinson at Oakland, Sept. 28, 2003 (187 Ru., 24 Re.)
Wes Chandler vs. Cincinnati, Dec. 20, 1982 (260 Re.)	Dick Post vs. Miami, Nov. 3, 1968 (151 Ru., 49 Re., 11 KR)
250 — Ronney Jenkins at Oakland, Nov. 18, 2001 (250 KR)	Lance Alworth vs. Denver, Sept. 11, 1965 (211 Re.)
James Brooks at Sea., Nov. 16, 1981 (97 Ru., 38 Re., 68 KR, 79 PR)	210 — Lance Alworth at Boston, Nov. 10, 1963 (210 Re.)
248 — Lance Alworth at Kansas City, Oct. 20, 1963 (232 Re., 13 KR, 3 PR)	Keith Lincoln vs. N.Y. Titans, Sept. 16, 1962 (48 Ru., 145 KR, 17 PR)
246 — Darren Sproles at Oak. Sept. 14, 2009 (23 Ru., 43 Re., 10 PR, 170 KR)	209 — Tim Dwight vs. N.Y. Jets, Sept. 19, 2004 (209 KR)
245 — Gary Anderson vs. K.C., Nov. 2, 1986 (100 Ru., 2 Re., 54 PR, 89 KR)	James Brooks at T.B., Dec. 13, 1981 (50 Ru., 31 Re., 99 KR, 29 PR)
244 — Darren Sproles vs. Den., Dec. 28, 2008 (115 Ru., 17 Re., 16 PR, 96 KR)	Andre Coleman at Philadelphia, Sept. 17, 1995 (133 PR, 75 KR)
Andre Coleman vs. S.F. (at Miami), Jan. 29, 1995 (244 KR)#	Dick Post at Buffalo, Oct. 1, 1967 (121 Ru., 20 Re., 67 KR)
243 — Wes Chandler vs. Seattle, Sept. 15, 1985 (243 Re.)	207 — Danny Woodhead at K.C., Nov. 24, 2013 (25 Ru., 45 Re., 137 KR)
242 — Lionel James at K.C., Dec. 22, 1985 (43 Ru., 42 Re., 16 PR, 141 KR)	LaDainian Tomlinson vs. Minnesota, Nov. 9, 2003 (162 Ru., 45 Re.)
241 — Paul Lowe vs. Denver, Dec. 22, 1963 (183 Ru., 12 Re., 47 KR)	Lance Alworth vs. Buffalo, Nov. 26, 1964 (185 Re., 22 PR)
240 — LaDainian Tomlinson vs. St. Louis, Oct. 29, 2006 (183 Ru., 57 Re.)	206 — Tim Dwight at Kansas City, Dec. 22, 2002 (63 Re., 73 KR, 70 PR)
239 — Gary Anderson at K.C., Oct. 19, 1986 (36 Ru., 92 Re., 81 KR, 30 PR)	205 — Sproles vs. Philadelphia, Nov. 15, 2009 (14 Ru., 31 Re., 13 PR, 147 KR)
Keith Lincoln at Oakland, Sept. 30, 1962 (166 Ru., 29 Re., 44 KR)	204 — LaDainian Tomlinson vs. Kansas City, Dec. 17, 2006 (199 Ru., 5 Re.)
237 — LaDainian Tomlinson vs. N.E., Sept. 29, 2002 (217 Ru., 20 Re.)	James Brooks vs. Balt., Dec. 26, 1982 (30 Ru., 3 Re., 96 KR, 75 PR)
236 — LaDainian Tomlinson at Detroit, Dec. 7, 2003 (88 Ru., 148 Re.)	203 — Darren Sproles vs. K.C., Sept. 30, 2007 (161 KR, 28 PR, 14 Re.)
235 — Kenny Bynum at Minnesota, Nov. 28, 1999 (26 Ru., 90 Re., 119 KR)	Leslie Duncan vs. K.C., Oct. 15, 1967 (68 PR, 100 Int. Ret., 35 FR)
230 — Darren Sproles vs. Denver, Oct. 19, 2009 (4 Re., 77 PR, 149 KR)	Lance Alworth vs. Oakland, Nov. 1, 1964 (203 Re.)
228 — Andre Coleman at Seattle, Oct. 27, 1996 (22 Re., 206 KR)	

200 ALL-PURPOSE YARD GAMES BY PLAYER

Darren Sproles (12 total, 10 regular season, 2 postseason), LaDainian Tomlinson (12), Lance Alworth (6), James Brooks (6), Keith Lincoln (5 total, 4 regular season, 1 postseason), Lionel James (4), Gary Anderson (3), Andre Coleman (3 total, 2 regular season, 1 postseason), Ronney Jenkins (3), Paul Lowe (3 total, 2 regular season, 1 postseason), Wes Chandler (2), Leslie Duncan (2), Tim Dwight (2), Dick Post (2), Kenny Bynum (1), Malcolm Floyd (1), Richard Goodman (1), Danny Woodhead (1)

200 ALL-PURPOSE YARD GAMES BY SEASON

1960 — Paul Lowe (1 regular season)	1982 — James Brooks (1)	2003 — LaDainian Tomlinson (5)
Paul Lowe (1 postseason)	1982 — Wes Chandler (1)	2004 — Tim Dwight (1)
1962 — Keith Lincoln (2)	1983 — James Brooks (2)	2005 — LaDainian Tomlinson (2)
1963 — Lance Alworth (2)	1985 — Lionel James (4), Wes Chandler (1)	2006 — LaDainian Tomlinson (2)
Keith Lincoln (2 regular season)	1986 — Gary Anderson (2)	2007 — Darren Sproles (1), LaDainian Tomlinson (1)
Keith Lincoln (1 postseason)	1988 — Gary Anderson (1)	2008 — Darren Sproles (4 regular season)
Paul Lowe (1)	1994 — Andre Coleman (1 postseason)	Darren Sproles (1 postseason)
1964 — Lance Alworth (2)	1995 — Andre Coleman (1)	2009 — Darren Sproles (4)
1965 — Lance Alworth (1)	1996 — Andre Coleman (1)	2010 — Malcolm Floyd (1)
1967 — Lance Alworth (1), Leslie Duncan (1), Dick Post (1)	1999 — Kenny Bynum (1)	2011 — Darren Sproles (1)
1968 — Leslie Duncan (1), Dick Post (1)	2000 — Ronney Jenkins (1)	2011 — Richard Goodman (1)
1981 — James Brooks (3)	2001 — Ronney Jenkins (2)	2013 — Danny Woodhead (1)
	2002 — LaDainian Tomlinson (2), Tim Dwight (1)	

CHARGERS 10 LONGEST

RUNS FROM SCRIMMAGE

- 87t — Paul Lowe at Dallas Sept. 10, 1961
 86t — Keith Lincoln at Oakland Sept. 30, 1962
 85t — LaDainian Tomlinson vs. K.C. Dec. 17, 2006
 83t — Michael Turner at Indianapolis Dec. 18, 2005
 80t — Brad Hubbard vs. N.Y. Jets Dec. 24, 1967
 76 — LaDainian Tomlinson vs. Den. Dec. 1, 2002
 76t — Keith Lincoln at Kansas City Oct. 20, 1963
 74t — Michael Turner at Denver Oct. 7, 2007
 73t — LaDainian Tomlinson vs. Minn. Nov. 9, 2003
 Chuck Muncie at Seattle, Nov. 16, 1981
 73 — Michael Turner vs. Tenn., Sept. 17, 2006

PASS COMPLETIONS

- 99t — Humphries to Martin at Sea. Sept. 18, 1994
 91t — Kemp to Lincoln at Denver Nov. 12, 1961
 88t — Luther to Duckworth vs. Chi. Dec. 3, 1984
 85t — Hadl to Alworth at Boston Oct. 17, 1965
 Rote to Alworth at Denver Oct. 6, 1963
 84t — Hadl to Garrison at N.Y. Jets Oct. 5, 1968
 83t — Leaf to Graham at Denver Nov. 19, 2000
 82t — Rote to Alworth vs. N.Y. Jets Dec. 6, 1964
 81t — Rivers to Sproles vs. Balt. Sept. 20, 2009
 Fouts to Joiner vs. Houston Oct. 17, 1976

FIELD GOALS

- 57 — Nate Kaeding at Tampa Bay Dec. 21, 2008
 55 — N. Kaeding vs. Kansas City Nov. 29, 2009
 54 — Josh Lambo vs. Pittsburgh Oct. 12, 2015
 Nate Kaeding at Baltimore Oct. 1, 2006
 John Carney at Kansas City Sept. 17, 2000
 John Carney vs. Buffalo Sept. 6, 1998
 John Carney vs. Seattle Nov. 10, 1991
 53 — Nick Novak vs. Denver Nov. 27, 2011
 Nate Kaeding at Atlanta Oct. 17, 2004
 Steve Christie at Buffalo Dec. 15, 2002
 John Carney vs. Seattle Sept. 1, 1996
 John Carney at N.Y. Jets Nov. 24, 1991
 (2) others with 53-yard field goals each

PUNTS

- 82 — Paul Maguire vs. Dallas Nov. 19, 1961
 73 — Dennis ParTEE at Denver Oct. 17, 1971
 72 — Mike Scifres at Buffalo Sept. 21, 2014
 71 — Mike Scifres vs. Oakland Nov. 10, 2011
 Mike Scifres at Baltimore Oct. 1, 2006
 Mike Scifres vs. Oakland Dec. 4, 2005
 Maury Buford at Denver Sept. 12, 1982
 John Hadl at Denver Nov. 8, 1964
 70 — Mike Scifres vs. Baltimore Nov. 25, 2007
 68 — Mike Scifres at Minnesota Sept. 27, 2015

INTERCEPTION RETURNS

- 103t — Vencie Glenn vs. Denver Nov. 29, 1987
 102t — Donald Frank at L.A. Raiders Oct. 31, 1993
 100t — Leslie Duncan vs. Kansas City Oct. 15, 1967
 99t — Shaun Gayle at N.Y. Giants Dec. 23, 1995
 Stanley Richard at Denver Sept. 4, 1994
 Gill Byrd at Kansas City Oct. 4, 1984
 83t — Willie Clark at Oakland Sept. 22, 1996
 80t — Quentin Jammer vs. Denver Oct. 15, 2012
 Coy Bacon at Denver Nov. 11, 1973
 77t — Woodrow Lowe vs. Pitt. Nov. 18, 1979

KICKOFF RETURNS

- 105t — Richard Goodman at Oakland Jan. 1, 2012
 103t — Darren Sproles at Denver Sept. 14, 2008
 Keith Lincoln vs. N.Y. Titans Sept. 16, 1994
 99t — Micheal Spurlock vs. Oakland Dec. 30, 2012
 98t — Andre Coleman vs. S.F. Jan. 29, 1995
 Gary Anderson at Denver, Nov. 17, 1985
 95t — Nate Lewis vs. New Orleans, Nov. 17, 1991
 94t — Jamie Holland vs. Kansas City Dec. 18, 1988
 93t — Ronney Jenkins at Oakland Nov. 18, 2001
 R. Jenkins vs. New Orleans Sept. 10, 2000
 Anthony Miller at L.A. Rams, Nov. 20, 1988

PUNT RETURNS

- 95t — Leslie Duncan vs. N.Y. Jets Nov. 24, 1968
 90t — D. Gordon at L.A. Raiders Sept. 25, 1994
 88t — Andre Coleman at Phil. Sept. 17, 1995
 Mike Fuller at New Orleans Oct. 9, 1977
 85t — Eric Metcalf at Cincinnati Nov. 2, 1997
 84t — Tim Dwight vs. Washington Sept. 9, 2001
 Ron Smith vs. New Orleans Nov. 18, 1973
 83t — Eric Metcalf vs. Denver Nov. 30, 1997
 82t — Paul Lowe at Boston Oct. 7, 1961
 81t — Darrien Gordon vs. K.C. Sept. 29, 1996
 Lionel James vs. St. Louis, Sept. 20, 1987
 Leslie Duncan vs. Buffalo, Sept. 4, 1966

FUMBLE RETURNS

- 86t — Eric Weddle vs. Atlanta Nov. 30, 2008
 82t — Donnie Edwards at St. Louis Nov. 10, 2002
 81t — Vencie Glenn vs. N.Y. Giants Oct. 22, 1989
 79t — Marlon McCree vs. St. Louis Oct. 29, 2006
 78t — Paul Bradford at San. Fran. Nov. 23, 1997
 75t — Keith Browner (25 yds.) lateral to Sam Seale (50 yds.) at L.A. Rams Nov. 20, 1988
 58t — Rick Redman vs. Miami Oct. 2, 1966
 53t — Darrell Stuckey vs. N.E. Dec. 7, 2014
 53 — Henry Rolling at L.A. Raiders Oct. 6, 1991
 49t — Rommie Loudd at Oak. (at S.F.) Dec. 4, 1960

BLOCKED PUNT RETURNS

- 35t — Bob Zeman at Boston Oct. 7, 1961
 21t — Derrie Nelson vs. Dallas Nov. 13, 1983
 19 — Pete Lazetich vs. Denver Sept. 24, 1972
 5 — Gene Selawski at Oak. (at S.F.) Oct. 22, 1961
 4 — Wayne Davis at Denver Nov. 17, 1985
 3 — Steve Heiden at Carolina Dec. 17, 2000
 0s — Carlos Polk at Arizona Sept. 22, 2002
 0t — Jacob Hester at Kansas City Oct. 25, 2009
 Darryll Lewis vs. Indianapolis Sept. 26, 1999
 0 — Corey Lynch at Oakland Sept. 10, 2012

BLOCKED FIELD GOAL RETURNS

- 72t — Leslie Duncan vs. Denver Nov. 23, 1967
 35 — Tom Day vs. Kansas City Oct. 15, 1967
 28 — Jim Tolbert vs. St. Louis Nov. 15, 1971
 27 — Kenny Graham at Kansas City Nov. 15, 1964
 25 — Jeff Staggs vs. Houston, Oct. 25, 1970

MISSSED FIELD GOAL RETURNS

- 109t — Antonio Cromartie at Minnesota, Nov. 4, 2007
 (NFL Record)

OPPONENT 10 LONGEST

RUNS FROM SCRIMMAGE

90t — Colin Kaepernick (at S.F.) Dec. 20, 2014
89t — Kenny King (at Oakland) Oct. 12, 1980
81 — Billy Sims (Detroit) Sept. 30, 1984
77 — Napoleon Kaufman (at Oak.) Sept. 22, 1996
74t — Jack Spikes (at Dallas Texans) Sept. 10, 1961
71t — Corey Dillon (at Cincinnati) Nov. 2, 1997
69t — Herman Heard (at K.C.) Oct. 14, 1984
68 — Henry Bell (at Denver) Oct. 16, 1960
66t — Zack Crockett (Indianapolis) Dec. 31, 1995
65t — James Starks (at Green Bay) Oct. 18, 2015

PASS COMPLETIONS

99t — Green to Boerigter (at K.C.) Dec. 22, 2002
98t — Lee to Dewveall (at Houston) Nov. 25, 1962
96t — Montana to Rice (San Fran.) Nov. 27, 1988
93t — Morton to Watson (at Den.) Sept. 27, 1981
90t — DeBerg to Birden (at K.C.) Nov. 18, 1990
Davidson to Dorsey (Oakland) Dec. 2, 1962
89t — O'Donnell to Stone (at Pitt.) Sept. 1, 1991
87t — Namath to Maynard (N.Y. Jets) Nov. 24, 1968
Tripacko to Frazier (at Denver) Nov. 12, 1961
84t — Campbell to Kelly (Washington) Jan. 3, 2010
(4) other completions of 84+ yards

INTERCEPTION RETURNS

102t — Louis Breedren (Cincinnati) Nov. 8, 1981
99t — Janoris Jenkins (St. Louis) Nov. 23, 2014
Kevin Ross (Kansas City) Sept. 6, 1992
96t — Ray Griffin (at Cincinnati) Nov. 11, 1979
91t — Chad Greenway (at Min.) Sept. 27, 2015
Fred Williamson (at Oak.) Sept. 30, 1962
90t — Leroy Butler (at Green Bay) Sept. 15, 1996
Deion Sanders (San Fran.) Dec. 11, 1994
87t — Mark McMillian (K.C.) Dec. 14, 1997
83t — Leonard Johnson (at T.B.) Nov. 11, 2012

FUMBLE RETURNS

68 — A.J. Duhe (Miami) Oct. 15, 1978
65t — Tony Carter (Denver) Oct. 15, 2012
64t — Tyvon Branch (at Oakland) Oct. 10, 2010
63t — Joey Browner (at Min.) Sept. 2, 1984
63 — Rob Ninkovich (N.E.) Oct. 24, 2010
62 — Carlton Gray (at Seattle) Oct. 27, 1996
59t — George Atkinson (at Oak.) Nov. 25, 1973
55t — Robert Lyles (at Houston) Dec. 6, 1987
54t — Mike Montgomery (Dallas) Nov. 5, 1972
52 — Ray Abruzzese (N.Y. Jets) Dec. 4, 1965

KICKOFF RETURNS

104t — Ira Mathews (at Oakland) Oct. 25, 1979
103t — Percy Harvin (vs. Min.) Sept. 11, 2011
101t — Leon Washington (at Sea.) Sept. 26, 2010
Brian Mitchell (at Was.) Dec. 6, 1998
99t — Leon Washington (at Sea.) Sept. 26, 2010
Byron Hanspard (Atlanta) Dec. 7, 1997
98t — Will Blackwell (Pittsburgh) Dec. 24, 2000
97t — Cassius Vaughn (at Denver) Jan. 2, 2011
Tim Brown (at L.A. Raiders) Sept. 4, 1988
96t — Dante Hall (at Kansas City) Nov. 28, 2004

PUNT RETURNS

94t — Dexter McCluster (at K.C.) Sept. 13, 2010
92t — Rick Upchurch (at Denver) Oct. 3, 1976
86t — Tamarick Vanover (at K.C.) Oct. 9, 1995
82t — George Atkinson (at Oak.) Oct. 13, 1968
82 — Ray Buchanan (at Ind.) Nov. 3, 1996
81 — Dennis Northcutt (Clev.) Nov. 5, 2006
80t — Phillip Buchanon (Oakland) Dec. 28, 2003
79t — Lemar Parrish (Cincinnati) Dec. 6, 1970
78 — Roger Bird (at Oakland) Oct. 29, 1967
75 — Rick Upchurch (at Denver) Sept. 17, 1978

BLOCKED PUNT RETURNS

37t — Frank Warren (New Orleans) Nov. 17, 1991
29t — Adam Hayward (at T.B.) Nov. 11, 2012
16 — Randy McClanahan (at Oak.) Sept. 18, 1977
15 — Walt Landers (Green Bay) Sept. 24, 1978
14 — Glen Cadrez (Kansas City) Oct. 13, 2002
9 — Tyrone Braxton (Denver) Oct. 2, 1988
5t — Hiram Eugene (at Oakland) Oct. 10, 2010
2t — Jerry Robinson (L.A. Raiders) Nov. 20, 1986
0s — Nick Schommer (Tennessee) Oct. 31, 2010
Rock Cartwright (at Oak.) Oct. 10, 2010

BLOCKED FIELD GOAL RETURNS

66 — Tommy Casanova (at Cin.) Sept. 22, 1974
65t — Matt Ware (at Philadelphia) Oct. 23, 2005
60 — Louis Wright (at Denver) Nov. 17, 1985
54t — Doug Evans (at Carolina) Dec. 17, 2000
42t — Ray McElroy (Indianapolis) Oct. 26, 1997
28 — John Barmlett (Denver) Nov. 27, 1966
17 — Charlie West (Minnesota) Dec. 5, 1971
Mike Statton (Buffalo) Oct. 1, 1967
16 — Fletcher Smith (Kansas City) Oct. 15, 1967

FIELD GOALS

58 — Dan Miller (Baltimore Colts) Dec. 26, 1982
55 — Jason Elam (Denver) Nov. 7, 1999
Gary Anderson (at Pittsburgh) Nov. 25, 1984
54 — Neil Rackers (at Cincinnati) Sept. 8, 2002
Jason Elam (Denver) (3x) Last: Dec. 1, 2002
Rian Lindell (Seattle) Dec. 30, 2001
Sebastian Janikowski (Oak.) Oct. 29, 2000
Kevin Butler (Chicago) Nov. 14, 1993
John Kasay (at Seattle) Nov. 10, 1991
Norm Johnson (at Seattle) Oct. 6, 1986
Raul Allegre (at Indianapolis) Nov. 4, 1984

PUNTS

81 — Dustin Colquitt (at Kansas City) Dec. 2, 2007
79 — Drew Butler (at Pittsburgh) Dec. 9, 2012
77 — Greg Montgomery (Houston) Sept. 19, 1993
75 — Kevin Huber (Cincinnati) Dec. 1, 2013
74 — Bob Grupp (at Kansas City) Nov. 4, 1979
73 — Shane Lechler (Oakland) Sept. 28, 2003
72 — Ryan Plackemeier (at Seattle) Dec. 24, 2006
Chris Gardocki (Indianapolis) Oct. 26, 1997
Bob Scarpitto (at Denver) Oct. 22, 1967
Jerrel Wilson (Kansas City) Sept. 29, 1963

OPPONENT TOP PERFORMANCES

TEAM RUSHING YARDS (250+)

378 — at Minnesota Nov. 4, 2007
 355 — at San Francisco Dec. 20, 2014
 328 — at Denver Nov. 28, 1975
 294 — Kansas City Dec. 18, 1966
 277 — at Seattle Nov. 22, 1987
 Houston Sept. 23, 1962
 275 — Cleveland Sept. 29, 1985
 273 — at Detroit Oct. 22, 1978
 266 — at Houston Sept. 18, 1960
 262 — Kansas City Oct. 27, 1974
 256 — New England Oct. 16, 1977
 255 — at Pittsburgh Oct. 31, 1976
 251 — Oakland Dec. 5, 2010
 New York Jets Sept. 4, 1983
 at Houston Sept. 28, 1975

TEAM RUSHING ATTEMPTS (50+)

61 — at Chicago Oct. 25, 1981
 60 — at Denver Nov. 30, 1975
 59 — at Oakland Sept. 18, 1977
 56 — at Seattle Sept. 18, 1983
 at Houston Sept. 28, 1975
 55 — at Denver Oct. 17, 1971
 54 — at Seattle Nov. 22, 1987
 53 — Kansas City Nov. 12, 1978
 52 — Oakland Dec. 5, 2010
 at Pittsburgh Oct. 31, 1976
 51 — Denver Nov. 27, 2011
 New York Jets Sept. 4, 1983
 New England Oct. 16, 1977
 Oakland Oct. 5, 1975

TOTAL NET YARDS (500+)

614 — at St. Louis Oct. 1, 2000 (163 R & 451 P)
 591 — Seattle Dec. 29, 2002 (163 R & 428 P)
 553 — at Oakland Sept. 22, 1996 (182 R & 371 P)
 545 — Cincinnati Nov. 12, 2006 (128 R & 417 P)
 537 — Kansas City Dec. 11, 1983 (131 R & 406 P)
 536 — at Denver Nov. 19, 2000 (93 R & 443 P)
 528 — at Minnesota Nov. 4, 2007 (378 R & 150 P)
 526 — Minnesota Oct. 11, 1981 (93 R & 444 P)
 524 — at St. Louis Nov. 10, 2002 (71 R & 453 P)
 522 — Denver Nov. 29, 1987 (175 R & 347 P)
 520 — at Oakland Jan. 1, 2012 (103 R & 417 P)
 512 — at Seattle Oct. 6, 1986 (218 R & 294 P)
 511 — at Phi. Sept. 15, 2013 (89 R & 422 P)
 510 — N.Y. Titans Nov. 24, 1968 (142 R & 368 P)
 506 — at K.C. Oct. 14, 1984 (146 R & 360 P)
 505 — at Denver Sept. 7, 1962 (121 R & 384 P)
 504 — at N.E. Sept. 18, 2011 (94 R & 410 P)
 503 — at Denver Jan. 3, 2016 (210 R & 293 P)
 500 — at Was. Nov. 3, 2013 (209 R & 291 P)

INDIVIDUAL RUSHING YARDS (145+)

296 — Adrian Peterson (at Min.) Nov. 4, 2007
 183 — Hoyle Granger (Houston) Dec. 4, 1966
 181 — Priest Holmes (Kansas City) Nov. 4, 2001
 178 — Terrell Davis (Denver) Nov. 30, 1997
 176 — Terrell Davis (at Denver) Nov. 19, 1995
 169 — Eric Dickerson (Indianapolis) Oct. 23, 1988
 Curt Warner (Seattle) Sept. 15, 1985
 165 — Rashard Mendenhall (at Pitt.) Oct. 4, 2009
 162 — Priest Holmes (Kansas City) Nov. 30, 2003
 161 — Mike Garrett (Kansas City) Dec. 18, 1966
 159 — Clinton Portis (Denver) Dec. 1, 2002
 158 — Frank Gore (at San Francisco) Dec. 20, 2014
 157 — Michael Bush (Oakland) Nov. 10, 2011
 151 — Colin Kaepernick (at S.F.) Dec. 20, 2014
 146 — Willie Parker (at Pittsburgh) Jan. 11, 2009
 Woody Green (Kansas City) Oct. 27, 1974

INDIVIDUAL RUSHING ATTEMPTS (35+)

36 — Walter Payton (at Chicago) Oct. 25, 1981
 35 — Eric Dickerson (at Ind.) Nov. 8, 1987

TEAM PASSING YARDS—GROSS (400+)

465 — at St. Louis Oct. 1, 2000
 462 — at Denver Nov. 19, 2000
 457 — St. Louis Sept. 20, 1987
 453 — at St. Louis Nov. 10, 2002
 440 — vs. Philadelphia Nov. 15, 2009
 449 — Seattle Dec. 29, 2002

444 — Minnesota Oct. 11, 1981
 440 — at Cincinnati Nov. 12, 2006
 428 — at Philadelphia Sept. 15, 2013
 424 — at Los Angeles Raiders Oct. 31, 1993
 423 — at New England Sept. 18, 2011
 417 — at Oakland Jan. 1, 2012
 416 — Cincinnati Dec. 20, 1982
 411 — Kansas City Dec. 11, 1983
 404 — Indianapolis Sept. 26, 1999
 402 — at Indianapolis Jan. 13, 2008
 400 — at Oakland Sept. 22, 1996

TEAM PASS COMPLETIONS (35+)

40 — Cincinnati Dec. 20, 1982
 39 — Tennessee Oct. 3, 2004
 37 — Kansas City Oct. 9, 1994
 36 — at Denver Sept. 14, 2008
 Tampa Bay Dec. 12, 2004
 Jacksonville Oct. 10, 2004
 Seattle Dec. 29, 2002
 at St. Louis Nov. 10, 2002
 New England Sept. 29, 2002
 at Denver Nov. 19, 2000
 at Denver Sept. 4, 1994
 35 — Philadelphia Nov. 15, 2009
 at Philadelphia Oct. 23, 2005
 at Oakland Oct. 20, 2002

TEAM PASSING ATTEMPTS (50+)

61 — St. Louis Sept. 20, 1987
 58 — Tennessee Oct. 3, 2004
 at Denver Nov. 19, 2000
 57 — at Oakland Sept. 22, 1996
 at Cleveland Sept. 7, 1981
 56 — Philadelphia Nov. 15, 2009
 Indianapolis Nov. 11, 2007
 Cincinnati Dec. 20, 1982
 55 — Kansas City Oct. 9, 1994
 Houston Sept. 24, 1961
 Houston Nov. 13, 1960
 54 — at Philadelphia Oct. 23, 2005
 Jacksonville Oct. 10, 2004
 at New England Oct. 14, 2001
 Indianapolis Sept. 26, 1999
 at Kansas City Nov. 24, 1996
 Kansas City Sept. 29, 1996
 at Pittsburgh Jan. 15, 1995
 53 — Kansas City Jan. 2, 2005
 Seattle Dec. 29, 2002
 New England Sept. 29, 2002
 51 — at Cincinnati Jan. 5, 2014
 Baltimore Nov. 25, 2012
 at New York Giants Oct. 2, 1983
 New York Jets Sept. 28, 1969
 50 — at Denver Sept. 14, 2008
 Tampa Bay Dec. 12, 2004
 at Buffalo Oct. 15, 2000 (OT)
 at Denver Nov. 17, 1985
 at Denver Sept. 7, 1962

INDIVIDUAL PASSING YARDS (400+)

462 — Gus Frerotte (at Denver) Nov. 19, 2000
 457 — Neil Lomax (St. Louis) Sept. 20, 1987
 453 — Marc Bulger (at St. Louis) Nov. 10, 2002
 450 — Donovan McNabb (Phi.) Nov. 15, 2009
 449 — Matt Hasselbeck (Seattle) Dec. 29, 2002
 444 — Tommy Kramer (Minnesota) Oct. 11, 1981
 440 — Carson Palmer (at Cin.) Nov. 12, 2006
 428 — Michael Vick (at Phi.) Sept. 15, 2013
 424 — Jeff Hostetler (at L.A. Raiders) Oct. 31, 1993
 423 — Tom Brady (at N.E.) Sept. 18, 2011
 417 — Carson Palmer (at Oakland) Jan. 1, 2012
 416 — Ken Anderson (Cincinnati) Dec. 20, 1982
 411 — Bill Kenney (Kansas City) Dec. 11, 1983
 404 — Peyton Manning (Ind.) Sept. 26, 1999
 402 — Peyton Manning (at Ind.) Jan. 13, 2008

INDIVIDUAL PASSING ATTEMPTS (50+)

61 — Neil Lomax (St. Louis) Sept. 20, 1987
 58 — Billy Volek (Tennessee) Oct. 3, 2004
 Gus Frerotte (at Denver) Nov. 19, 2000
 57 — Brian Sipe (at Cleveland) Sept. 7, 1981
 56 — Peyton Manning (Indianapolis) Nov. 11, 2007
 Ken Anderson (Cincinnati) Dec. 20, 1982
 55 — Donovan McNabb (Phi.) Nov. 15, 2009
 Joe Montana (Kansas City) Oct. 9, 1994
 George Blanda (Houston) Nov. 13, 1960
 54 — Donovan McNabb (at Phi.), Oct. 23, 2005
 Byron Leftwich (Jacksonville), Oct. 10, 2004
 Tom Brady (at New England), Oct. 14, 2001
 Peyton Manning (Ind.) Sept. 26, 1999
 Neil O'Donnell (at Pittsburgh) Jan. 15, 1995
 53 — Trent Green (Kansas City) Jan. 2, 2005
 Matt Hasselbeck (Seattle) Dec. 29, 2002
 Tom Brady (New England) Sept. 29, 2002
 51 — Andy Dalton (at Cincinnati) Jan. 5, 2014
 Joe Flacco (Baltimore) Nov. 25, 2012
 Scott Brunner (at N.Y. Giants) Oct. 2, 1983
 Joe Namath (New York Jets) Sept. 28, 1969
 50 — Jay Cutler (at Denver) Sept. 14, 2008
 Brian Griese (Tampa Bay) Dec. 12, 2004
 John Elway (at Denver) Nov. 17, 1985

INDIVIDUAL RECEIVING YARDS (170 YARDS+)

309 — Stephone Paige (at Kansas City) Dec. 22, 1985
 260 — Chad Johnson (at Cincinnati) Nov. 12, 2006
 214 — Charley Hennigan (at Houston) Dec. 3, 1961
 197 — Carlos Carson (Kansas City) Oct. 25, 1987
 196 — Marvin Harrison (Indianapolis) Sept. 26, 1999
 193 — DeSean Jackson (at Phi.) Sept. 15, 2013
 Larry Brunson (at Kansas City) Nov. 10, 1974
 187 — Rod Smith (at Denver) Nov. 19, 2000
 178 — Eddie Brown (Cincinnati) Sept. 16, 1990
 Steve Watson (at Denver) Sept. 27, 1981
 176 — Brian Brennan (at Cleveland) Dec. 21, 1986
 174 — Art Monk (Washington) Sept. 21, 1986
 173 — Derrick Alexander (Kansas City) Nov. 22, 1998
 Todd Christensen (L.A. Raiders) Nov. 20, 1986
 172 — Pierre Garcon (at Washington) Nov. 3, 2013
 171 — Terrell Owens (San Francisco) Nov. 17, 2002
 Jerry Rice (San Francisco) Nov. 27, 1988
 Lionel Taylor (Denver) Dec. 10, 1960
 170 — Eric Moulds (at Buffalo) Oct. 15, 2000 (OT)

INDIVIDUAL TOUCHDOWNS—TOTAL (4+)

4 — Harvey Williams (Oakland) Nov. 16, 1997
 Daryl Turner (Seattle) Sept. 22, 1985
 Marcus Allen (at L.A. Raiders) Sept. 24, 1984
 Frank Jackson (Kansas City) Dec. 13, 1964

INDIVIDUAL RUSHING TOUCHDOWNS (3+)

3 — Darrel Young (at Washington) Nov. 3, 2013
 Adrian Peterson (at Minnesota) Nov. 4, 2007
 Tatum Bell (Denver) Dec. 31, 2005
 Bam Morris (Kansas City) Nov. 22, 1998
 Gaston Green (at Denver) Sept. 22, 1991
 Marcus Allen (at L.A. Raiders) Oct. 28, 1985
 Marcus Allen (at L.A. Raiders) Sept. 24, 1984
 Booker Russell (at Oakland) Oct. 25, 1979
 Chuck Foreman (at Minnesota) Nov. 23, 1975
 Charlie Evans (at N.Y. Giants) Nov. 7, 1971
 George Blanda (at Houston) Sept. 18, 1960

INDIVIDUAL TOUCHDOWN PASSES (4+)

6 — Steve Young (San Francisco) Jan. 29, 1995
 5 — Gus Frerotte (at Denver) Nov. 19, 2000
 Elvis Grbac (at Kansas City) Sept. 17, 2000
 Dave Kreig (Seattle) Sept. 15, 1985
 Marc Wilson (L.A. Raiders) Oct. 12, 1984
 4 — Derek Carr (at Oakland) Oct. 12, 2014
 Peyton Manning (Denver) Nov. 10, 2013
 Drew Brees (at New Orleans) Oct. 7, 2012
 Aaron Rodgers (Green Bay) Nov. 6, 2011
 Carson Palmer (at Cincinnati) Dec. 26, 2010
 Jay Cutler (at Denver) Sept. 14, 2008
 Brett Favre (Green Bay) Dec. 14, 2003
 Jon Kitna (Cincinnati) Nov. 23, 2003
 Daunte Culpepper (Minnesota) Nov. 9, 2003
 Marc Bulger (at St. Louis) Nov. 10, 2002
 Rich Gannon (at Oakland) Nov. 18, 2001

Continued next page

Opponent Top Performances, cont.

INDIVIDUAL TOUCHDOWN PASSES (4+), cont.

- 4 — Kurt Warner (at St. Louis) Oct. 1, 2000
- Jeff George (at Minnesota) Nov. 28, 1999
- Rich Gannon (at Oakland) Nov. 14, 1999
- John Elway (Denver) Nov. 29, 1998
- John Elway (at Denver) Dec. 21, 1997
- Drew Bledsoe (at N.E.) Aug. 31, 1997
- Drew Bledsoe (New England) Dec. 1, 1996
- John Elway (at Denver) Oct. 6, 1996
- Dave Kreig (Seattle) Dec. 14, 1986
- Mark Malone (at Pittsburgh) Nov. 24, 1984
- Bill Kenney (Kansas City) Dec. 11, 1983
- Tommy Kramer (Minnesota) Oct. 11, 1981
- Craig Morton (at Denver) Sept. 27, 1981
- Jim Zorn (at Seattle) Nov. 27, 1977
- Joe Namath (New York Jets) Dec. 24, 1967
- Daryle Lamonica (Oakland) Dec. 3, 1967
- Len Dawson (Kansas City) Dec. 13, 1964
- George Blanda (at Houston) Dec. 3, 1961

INDIVIDUAL TOUCHDOWN RECEPTIONS (3+)

- 4 — Jerry Rice (San Francisco) Jan. 29, 1995
- Darryl Turner (Seattle) Sept. 22, 1985
- Frank Jackson (Kansas City) Dec. 13, 1964
- 3 — Emanuel Sanders (at Denver) Oct. 23, 2014
- Demaryius Thomas (Denver) Nov. 10, 2013
- Marques Colston (at N.O.) Oct. 7, 2012
- Plaxico Burress (at N.Y. Jets) Oct. 23, 2011
- Chad Johnson (Cincinnati) Nov. 23, 2003
- Shannon Sharpe (Denver) Nov. 16, 2003
- Isaac Bruce (at St. Louis) Nov. 10, 2002
- Jerry Rice (at Oakland) Nov. 18, 2001
- Sylvester Morris (at K.C.) Sept. 17, 2000
- Shannon Sharpe (at Denver) Oct. 6, 1996
- John Stallworth (at Pitt.) Nov. 24, 1984
- Steve Largent (Seattle) Oct. 29, 1984
- Todd Christensen (L.A. Raiders) Dec. 1, 1983
- Gene Washington (at S.F.) Sept. 17, 1972
- Don Maynard (N.Y. Jets) Dec. 24, 1967
- Art Powell (at L.A. Raiders) Dec. 8, 1963
- Charley Hennigan (at Houston) Dec. 3, 1961

TEAM SACKS (7+)

- 10 — at Los Angeles Rams Oct. 4, 1970
- 8 — Green Bay Sept. 24, 1978
- at Washington Sept. 16, 1973
- Kansas City Dec. 8, 1968
- 7 — at Kansas City Dec. 28, 2014
- at St. Louis Oct. 17, 2010
- Kansas City Dec. 14, 1997
- Carolina Sept. 14, 1997
- at L.A. Raiders Oct. 18, 1987
- at Oakland Raiders Oct. 12, 1980
- Buffalo Nov. 20, 1960

INDIVIDUAL SACKS (4+)

- 4.5 — Hugh Douglas (Philadelphia) Oct. 18, 1998
- 4 — Justin Houston (at K.C.) Dec. 28, 2014
- Kameron Wimbley (Oakland) Nov. 10, 2011
- Derrick Thomas (at K.C.) Nov. 8, 1992
- Al Baker (at Detroit) Oct. 22, 1978
- Wilbur Young (Kansas City) Oct. 19, 1975
- Ron Carpenter (Cincinnati) Sept. 30, 1973
- Lionel Aldridge (Green Bay) Oct. 12, 1970

INDIVIDUAL INTERCEPTIONS (3+)

- 4 — Kwamie Lassiter (at Arizona) Dec. 27, 1998
- Joe Lavender (at Washington) Dec. 7, 1980
- Vernon Perry (Houston) Dec. 29, 1979
- Willie Buchanon (Green Bay) Sept. 24, 1978
- Bobby Ply (at Dallas) Dec. 16, 1962
- 3 — Darryl Williams (at Seattle) Sept. 21, 1997
- Lloyd Burruss (at Kansas City) Oct. 19, 1986
- Kenny Easley (Seattle) Oct. 29, 1984
- Marc Murphy (Washington) Oct. 31, 1983
- Steve Foley (at Denver) Sept. 27, 1981
- Joe Lavender (at Washington) Dec. 7, 1980
- David Grayson (Oakland) Oct. 26, 1969
- David Grayson (at Oakland), Oct. 29, 1967
- Ron Hall (Boston) Sept. 20, 1964
- Carl Charon (at Buffalo) Oct. 13, 1962

TOTAL FIRST DOWNS (30+)

- 34 — at Denver Sept. 14, 2008
- Seattle Dec. 29, 2002
- at Denver Nov. 19, 2000
- at Seattle Nov. 22, 1987
- 33 — Cincinnati Nov. 23, 2003
- 32 — at Pittsburgh Oct. 4, 2009
- at Cincinnati Sept. 22, 1985
- 31 — Denver Nov. 29, 1987
- 30 — at Indianapolis Dec. 26, 2004
- at New England Oct. 14, 2001
- at Denver Sept. 4, 1994
- Seattle Sept. 15, 1985

TIME OF POSSESSION (40:00)

- 48:50 — at Chicago Oct. 25, 1981 (OT)
- 44:11 — at Denver Nov. 16, 2003
- 41:52 — at Dallas Oct. 26, 1980
- 41:48 — L.A. Raiders Nov. 21, 1993
- 41:35 — at Seattle Nov. 22, 1987
- 41:19 — Denver Nov. 29, 1987
- 40:20 — at Pittsburgh Oct. 4, 2009
- 40:03 — at Washington Nov. 3, 2013
- 40:02 — Kansas City Nov. 12, 1978 (OT)

INDIVIDUAL POSTSEASON RECORDS

SCORING

Most Points, Career
42 Nate Kaeding, 2004-09
37 Rolf Benirschke, 1977-86
30 John Carney, 1990-00

Most Points, Game

12 (8x) Last: K. Allen at Den. Jan. 12, 2014
11 Rolf Benirschke at Miami Jan. 2, 1982
10 Ben Agajanian at Houston Jan. 1, 1961

TOUCHDOWNS

Most, Career
4 Darren Sproles, 2005-09
LaDainian Tomlinson, 2001-09
Kellen Winslow, 1979-87
Charlie Joiner, 1976-86
3 (3x) Last: Vincent Jackson, 2005-09
2 (4x) Last: Keenan Allen, 2013

Most, Game

2 (7x) Last: K. Allen at Den. Jan. 12, 2014
1 (48x) Last: R. Brown at Cin. Jan. 5, 2014

POINTS AFTER TOUCHDOWN

Most, Career
18 Nate Kaeding, 2004-09
Rolf Benirschke, 1977-86
9 John Carney, 1990-00
6 George Blair, 1961-64
Most, Game
6 George Blair vs. Boston Jan. 5, 1964
5 Rolf Benirschke at Miami Jan. 2, 1982
4 Nate Kaeding at Ind. Jan. 13, 2008
Rolf Benirschke at Pit. Jan. 9, 1983

Most Two-Point Conversions, Game

1 Alfred Pupunu vs. S.F. Jan. 29, 1995
Mark Seay vs. S.F. Jan. 29, 1995

FIELD GOALS

Most, Career
8 Nate Kaeding, 2004-09
7 John Carney, 1990-00
Rolf Benirschke, 1977-86
3 Nick Novak, 2013
Ben Agajanian, 1960-61, 1964

Most, Game

4 Nate Kaeding at N.E. Jan. 20, 2008
3 Ben Agajanian vs. Hou. Jan. 1, 1961
2 (6x) Last: Nick Novak at Cin. Jan. 5, 2014

Longest

54 John Carney vs. Ind. Dec. 31, 1995
42 Nate Kaeding at Pit. Jan. 11, 2009
40 Nate Kaeding at N.E. Jan. 20, 2008

RUSHING

Most Attempts, Career
111 Chuck Muncie, 1980-84
96 LaDainian Tomlinson, 2001-09
63 Natrone Means, 1993-95, 1998-99

Most Attempts, Game

26 L. Tomlinson vs. N.Y. Jets Jan. 8, 2005
25 Chuck Muncie at Pit. Jan. 9, 1983
24 Natrone Means vs. Miami Jan. 8, 1995
Chuck Muncie at Mia. Jan. 2, 1982 (OT)

Most Yardage, Career

510 Chuck Muncie, 1980-84
380 Paul Lowe, 1960-68
327 LaDainian Tomlinson, 2001-09

Most Yardage, Game

206 Keith Lincoln vs. Boston Jan. 5, 1964
165 Paul Lowe at Houston Jan. 1, 1961
139 Natrone Means vs. Miami Jan. 8, 1994

Longest Run

67t Keith Lincoln vs. Boston Jan. 5, 1964
58t Ronnie Brown at Cin. Jan. 5, 2014
Paul Lowe vs. Boston Jan. 5, 1964
56t Keith Lincoln vs. Boston Jan. 5, 1964

Most Touchdowns, Career

4 LaDainian Tomlinson, 2001-09
3 Chuck Muncie, 1980-84
2 (4x) Last: Keenan Allen, 2013

Most Touchdowns, Game

2 (3x) Last: K. Allen at Den. Jan. 12, 2014
1 (22x) Last: R. Brown at Cin. Jan. 5, 2014

PASSING

Most Attempts, Career
286 Dan Fouts 1973-87
272 Philip Rivers 2004-13
228 Stan Humphries 1992-97

Most Completions, Career

164 Philip Rivers, 2004-13
159 Dan Fouts, 1973-1987
118 Stan Humphries, 1992-97

Most Attempts, Game

53 Dan Fouts at Miami Jan. 2, 1982 (OT)
49 Stan Humphries vs. S.F. Jan. 29, 1995
47 Stan Humphries vs. Ind. Dec. 31, 1995
Dan Fouts vs. Houston Dec. 29, 1979

Most Completions, Game

33 Dan Fouts at Miami Jan. 2, 1982 (OT)
31 Drew Brees vs. N.Y. Jets Jan. 8, 2005
28 Stan Humphries vs. Miami Jan. 8, 1995

Pass Rating, Career (minimum 40 att.)

101.2 Drew Brees, 2001-04
85.2 Philip Rivers, 2004-13
76.3 Tobin Rote, 1963-64

Pass Rating, Game (minimum 10 att.)

145.3 Tobin Rote vs. Boston Jan. 5, 1964
133.2 Philip Rivers at Ind. Jan. 13, 2008
132.1 John Hadl vs. Boston Jan. 5, 1964

Completion Pct., Career (minimum 40 att.)

.738 Drew Brees, 2001-04
.603 Philip Rivers, 2004-13
.556 Dan Fouts, 1973-87

Completion Pct., Game (minimum 10 att.)

.750 Philip Rivers at Cincinnati Jan. 5, 2014
.738 Drew Brees vs. N.Y. Jets Jan. 8, 2005
.737 Philip Rivers at Ind. Jan. 13, 2008

Most Yardage, Career

2,165 Philip Rivers, 2004-13
2,125 Dan Fouts, 1973-87
1,347 Stan Humphries, 1992-97

Most Yardage, Game

433 Dan Fouts at Miami Jan. 2, 1982 (OT)
336 Dan Fouts vs. Oakland Jan. 11, 1981
333 Dan Fouts at Pittsburgh Jan. 9, 1983

Longest Completion

62t Philip Rivers at Pittsburgh Jan. 11, 2009
58 Philip Rivers vs. N.E. Jan. 14, 2007
56t Philip Rivers at Ind. Jan. 13, 2008

Most Touchdowns, Career

12 Dan Fouts, 1973-87
11 Philip Rivers, 2004-13
6 Stan Humphries, 1992-97

Most Touchdowns, Game

3 (4x) Last: P. Rivers at Pit. Jan. 11, 2009
2 (6x) Last: P. Rivers at Den. Jan. 12, 2014
1 (9x) Last: P. Rivers at Cin. Jan. 5, 2014

Most Interceptions, Career

16 Dan Fouts, 1973-87
13 Stan Humphries, 1992-97
9 Philip Rivers, 2004-13

Most Interceptions, Game

5 Dan Fouts at Miami Jan. 16, 1983
Dan Fouts vs. Houston Dec. 29, 1979
4 (3x) Last: S. Humphries vs. Ind. Dec. 31, 1995
2 (1x) Last: P. Rivers vs. N.Y. Jets Jan. 17, 2010

Lowest Pct. Interceptions, Career

.024 Drew Brees, 2001-04
.033 Philip Rivers, 2004-13
.049 Tobin Rote, 1963-64

PASS RECEIVING

Most Receptions, Career
42 Antonio Gates, 2003-09
39 Ronnie Harmon, 1990-95
30 Charlie Joiner, 1976-86

Most Receptions, Game

13 Kellen Winslow at Mia. Jan. 2, 1982 (OT)
10 Ronnie Harmon vs. Ind. Dec. 31, 1995
9 (4x) Last: E. Parker vs. N.Y. Jets Jan. 8, 2005

Most Yardage, Career

539 Charlie Joiner, 1976-86
503 Vincent Jackson, 2005-09
454 Antonio Gates, 2003-09

Most Yardage, Game

166 Kellen Winslow at Mia. Jan. 2, 1982 (OT)
142 Keenan Allen at Denver Jan. 12, 2014
133 Ronnie Harmon vs. Ind. Dec. 31, 1995

Most Touchdowns, Career

4 Kellen Winslow, 1979-87
Charlie Joiner, 1976-86
3 Vincent Jackson, 2005-09
2 (5x) Last: Keenan Allen, 2013

Most Touchdowns, Game

2 (4x) Last: K. Allen at Den. Jan. 12, 2014
1 (27x) Last: L. Green at Cin. Jan. 5, 2014

INTERCEPTIONS BY

Most Interceptions, Career

3 Drayton Florence, 2003-07
Glen Edwards, 1978-81
2 (5x) Last: Quentin Jammer, 2002-09
1 (19x) Last: Donald Butler, Melvin Ingram & Shareece Wright 2013

Most Interceptions, Game

2 (4x) Last: G. Edwards vs. Buf. Jan. 3, 1981
1 (27x) Last: D. Butler at Den. Jan. 12, 2014

Most Yardage, Career

62 Glen Edwards, 1978-81
45 Bud Whitehead, 1961-68
40 Darren Carrington, 1991-94

Most Yardage, Game

45 Bud Whitehead vs. Hou. Dec. 24, 1961
40 Darren Carrington vs. K.C. Jan. 12, 1993
35 Bruce Laird vs. Pittsburgh Jan. 9, 1983
Glen Edwards vs. Miami Jan. 2, 1982

PUNTING

Most Punts, Career

52 Mike Scifres, 2003-13
13 John Kidd, 1990-94
11 Bryan Wagner, 1994

Most Punts, Game

7 Mike Scifres vs. N.E. Jan. 14, 2007
John Kidd at Miami Jan. 10, 1993
6 (6x) Last: Mike Scifres at Cin. Jan. 5, 2014
5 (4x) Last: M. Scifres at N.E. Jan. 20, 2008

Most Yardage, Career

2,330 Mike Scifres, 2003-13
589 John Kidd, 1990-94
474 Bryan Wagner, 1994

Most Yardage, Game

324 John Kidd at Miami Jan. 10, 1993
316 Mike Scifres vs. Indianapolis Jan. 3, 2009
297 Mike Scifres vs. N.Y. Jets Jan. 17, 2010

Average Yardage, Career (minimum 4 punts)

45.3 John Kidd, 1990-94
44.8 Mike Scifres, 2003-13
43.9 John Hadl, 1962-72

Average Yardage, Game (minimum 2 punts)

59.0 Mike Scifres at Indianapolis Jan. 13, 2008
54.5 Darren Bennett vs. Ind. Dec. 31, 1995
52.7 Mike Scifres vs. Indianapolis, Jan. 3, 2009

PUNT RETURNS

Most Returns, Career

12 Darren Sproles, 2005-09
8 Mike Fuller, 1975-80
7 Eric Parker, 2002-06

Most Returns, Game

5 Eric Parker vs. New England Jan. 14, 2007
4 Nate Lewis at Miami Jan. 10, 1993
3 (6x) Last: D. Sproles vs. Ind. Jan. 3, 2009

Most Yardage, Career

107 Darren Sproles, 2005-09
99 Mike Fuller, 1975-80
63 Wes Chandler, 1981-87

Most Yardage, Game

72 Darren Sproles vs. Ind. Jan. 3, 2009
56t Wes Chandler at Miami Jan. 2, 1982 (OT)
41 Mike Fuller vs. Oakland Jan. 11, 1981

Most Touchdowns, Career

1 Wes Chandler, 1981-87

KICKOFF RETURNS

Most Returns, Career

21 Darren Sproles, 2005-09
Andre Coleman, 1994-96
17 James Brooks, 1981-83
8 Hank Bauer, 1977-82

Continued next page

Individual Postseason Records, cont.

Most Returns, Game

- 8 Andre Coleman vs. S.F. Jan. 29, 1995
- 6 Andre Coleman vs. Ind. Dec. 31, 1995
- 5 (3x) Last: D. Sproles at Pit. Jan. 11, 2009

Most Yardage, Career

- 537 Darren Sproles, 2005-09
- 483 Andre Coleman, 1994-96
- 276 James Brooks, 1981-83

Most Yardage, Game

- 242 Andre Coleman vs. S.F. Jan. 29, 1995
- 164 Darren Sproles at Pit. Jan. 11, 2009
- 147 Leslie Duncan at Buf. Dec. 26, 1964

Most Touchdowns, Career

- 1 Andre Coleman, 1994-96

TEAM POSTSEASON RECORDS

POINTS SCORED

Most, Quarter

- 24 at Miami Jan. 2, 1982 (1Q)
- 21 vs. Boston Jan. 5, 1964 (1Q)
- 17 at Denver Jan. 12, 2014

Most, Quarter, Opponent

- 21 at Miami Jan. 10, 1993 (2Q)
- Oakland Jan. 11, 1981 (1Q)
- 20 at Miami Jan. 16, 1983 (2Q)
- 17 at Miami Jan. 2, 1982 (2Q)

Most, Quarter, Both Teams

- 33 at Miami Jan. 16, 1983 (2Q)
- 28 (4x) Last: at Pit. Jan. 11, 2009 (4Q)
- 24 (2x) Last: at Denver Jan. 12, 2014 (4Q)

Most, Game

- 51 vs. Boston Jan. 5, 1964
- 41 at Miami Jan. 2, 1982 (OT)
- 31 at Pittsburgh Jan. 9, 1983

Most, Game, Opponent

- 49 San Francisco Jan. 29, 1995
- 38 at Miami Jan. 2, 1982 (OT)
- 35 (2x) Last: at Pittsburgh Jan. 11, 2009

Most, Game, Both Teams

- 79 at Miami Jan. 2, 1982 (OT)
- 75 vs. San Francisco Jan. 29, 1995
- 61 (2x) Last: vs. Oakland, Jan. 11, 1981

Fewest, Game

- 0 at Miami Jan. 10, 1993
- vs. Buffalo Dec. 26, 1965
- 3 vs. Houston Dec. 24, 1961
- 7 (2x) Last: at Cincinnati, Jan. 10, 1982

Fewest, Game, Opponent

- 0 vs. Kansas City Jan. 2, 1993
- 6 vs. Tennessee Jan. 6, 2008
- 10 (3x) Last: at Cincinnati Jan. 5, 2014

Fewest, Game, Both Teams

- 13 vs. Houston Dec. 24, 1961
- 17 vs. Kansas City Jan. 2, 1993
- 23 (2x) Last: vs. Tennessee Jan. 6, 2008

TOUCHDOWNS

Most, Game

- 7 vs. Boston Jan. 5, 1964
- 5 at Miami Jan. 2, 1982 (OT)
- 4 (2x) Last: at Indianapolis Jan. 13, 2008

Most, Game, Opponent

- 7 San Francisco Jan. 29, 1995
- 5 (3x) Last: at Pittsburgh Jan. 11, 2009
- 4 (4x) Last: at Miami Jan. 10, 1993

Most, Game, Both Teams

- 10 vs. San Francisco Jan. 29, 1995
- at Miami Jan. 2, 1982 (OT)
- 8 (3x) Last: at Pittsburgh Jan. 11, 2009
- 7 (3x) Last: at Indianapolis Jan. 13, 2008

POINTS AFTER TOUCHDOWN

Most, Game

- 6 vs. Boston Jan. 5, 1964
- 5 at Miami Jan. 2, 1982 (OT)
- 4 (2x) Last: at Indianapolis Jan. 13, 2008

Most, Game, Opponent

- 7 vs. San Francisco Jan. 29, 1995
- 5 (3x) Last: at Pittsburgh Jan. 11, 2009
- 4 (4x) Last: at Miami Jan. 10, 1993

Most, Game, Both Teams

- 10 vs. San Francisco Jan. 29, 1995
- at Miami Jan. 2, 1982 (OT)
- 8 (2x) Last: at Pittsburgh Jan. 11, 2009
- 7 (4x) Last: at Indianapolis Jan. 13, 2008

Most Two-Point Conversions, Game

- 2 vs. San Francisco, Jan. 29, 1995

Most Two-Point Conversions Game, Opponent

- 1 New England, Jan. 14, 2007

FIELD GOALS

Most, Game

- 3 at Houston, Jan. 1, 1961
- 2 (6x) Last: at Cincinnati Jan. 5, 2014
- 1 (10x) Last: at Denver Jan. 12, 2014

Most, Game, Opponent

- 4 at New England Jan. 20, 2008
- 3 (2x) Last: New England Jan. 14, 2007
- 2 (6x) Last: vs. N.Y. Jets Jan. 8, 2005

Most, Game, Both Teams

- 4 (3x) Last: at N.E. Jan. 20, 2008
- 3 (7x) Last: at Cincinnati Jan. 5, 2014
- 2 (10x) Last: at Denver Jan. 12, 2014

FIRST DOWNS

Most, Game

- 33 at Miami Jan. 2, 1982 (OT)
- 29 at Pittsburgh Jan. 9, 1983
- 28 vs. Miami Jan. 8, 1995

Most, Game, Opponents

- 29 at Miami Jan. 16, 1983
- 28 vs. San Francisco Jan. 29, 1995
- 27 at Cincinnati Jan. 5, 2014

Most, Game, Both Teams

- 58 at Miami Jan. 2, 1982 (OT)
- 55 at Pittsburgh Jan. 9, 1983
- 49 at Indianapolis Jan. 13, 2008

Fewest, Game

- 10 at Miami Jan. 10, 1993
- 12 vs. Buffalo Dec. 26, 1965
- 13 (2x) Last: at Denver Jan. 12, 2014

Fewest, Game, Opponents

- 14 (3x) Last: vs. N.Y. Jets Jan. 17, 2010
- 15 (2x) Last: Tennessee Jan. 6, 2008
- 17 (5x) Last: vs. Indianapolis Jan. 3, 2009

Fewest, Game, Both Teams

- 26 Buffalo Dec. 26, 1965
- 28 at Miami Jan. 10, 1993
- 32 (2x) Last: vs. N.Y. Jan. 17, 2010

FIRST DOWNS, RUSHING

Most, Game

- 12 New England Jan. 14, 2007
- Miami Jan. 8, 1995
- 11 (5x) Last: vs. Indianapolis Jan. 3, 2009
- 10 at Miami Jan. 2, 1982 (OT)

Most, Game, Opponent

- 15 at Miami Jan. 16, 1983
- 13 (2x) Last: at Denver Jan. 12, 2014
- 12 (2x) Last: at Pittsburgh Jan. 11, 2009

Most, Game, Both Teams

- 20 at Miami Jan. 16, 1983
- 19 (2x) Last: at Cincinnati Jan. 10, 1982
- 17 (3x) Last: at New England Jan. 20, 2008

Fewest, Game

- 1 (2x) Last: at Denver Jan. 12, 2014
- 2 vs. New York Jets Jan. 17, 2010
- 3 at Miami Jan. 10, 1993

Fewest, Game, Opponent

- 2 Miami, Jan. 8, 1995
- 3 (3x) Last: New England Jan. 14, 2007
- 4 (4x) Last: at Indianapolis Jan. 13, 2008

Fewest, Game, Both Teams

- 8 (3x) Last: vs. N.Y. Jets Jan. 17, 2010
- 9 vs. Buffalo Dec. 26, 1965
- 11 vs. Tennessee Jan. 6, 2008

FIRST DOWNS, PASSING

Most, Game

- 21 at Miami Jan. 2, 1982 (OT)
- 20 Indianapolis Dec. 31, 1995
- 19 at Pittsburgh Jan. 9, 1983

Most, Game, Opponent

- 21 at Indianapolis Jan. 13, 2008
- at Miami Jan. 2, 1982 (OT)
- 20 at Cincinnati Jan. 5, 2014
- 19 at Pittsburgh Jan. 9, 1983

Most, Game, Both Teams

- 42 at Miami Jan. 2, 1982
- 38 at Pittsburgh Jan. 9, 1983
- 35 at Indianapolis Jan. 13, 2008

Fewest, Game

- 7 (5x) Last: at Miami Jan. 10, 1993
- 8 (2x) Last: at Pittsburgh Jan. 15, 1995
- 9 (4x) Last: at Cincinnati Jan. 5, 2014

Fewest, Game, Opponent

- 5 vs. Houston Dec. 29, 1979
- 6 vs. New York Jets Jan. 17, 2010
- 8 (4x) Last: at Pittsburgh Jan. 11, 2009

Fewest, Game, Both Teams

- 15 at Buffalo Dec. 26, 1964
- 16 (3x) Last: at Miami Jan. 10, 1993
- 17 (2x) Last: vs. Kansas City Jan. 2, 1993

TOTAL NET YARDS GAINED

Most, Game

- 601 Boston Jan. 5, 1964
- 564 at Miami Jan. 2, 1982 (OT)
- 479 at Pittsburgh Jan. 9, 1983

Most, Game, Opponent

- 466 at Miami Jan. 2, 1982 (OT)
- 449 San Francisco Jan. 29, 1995
- 446 at Indianapolis Jan. 13, 2008

Most, Game, Both Teams

- 1,030 at Miami Jan. 2, 1982 (OT)
- 901 at Pittsburgh Jan. 9, 1983
- 862 Boston Jan. 5, 1964

NET YARDS GAINED RUSHING

Most, Game

- 309 Boston Jan. 5, 1964
- 202 Miami Jan. 8, 1995
- 196 at Cincinnati Jan. 5, 2014

Most, Game, Opponent

- 219 at Buffalo Dec. 26, 1964
- 214 at Miami Jan. 16, 1983
- 178 Indianapolis Dec. 31, 1995

Most, Game, Both Teams

- 384 Boston Jan. 5, 1964
- 343 at Buffalo Dec. 26, 1964
- 323 Indianapolis Dec. 31, 1995

NET YARDS GAINED PASSING

Most, Game

- 415 at Miami Jan. 2, 1982 (OT)
- 351 Oakland Jan. 11, 1981
- 333 at Pittsburgh Jan. 9, 1983

Most, Game, Opponent

- 402 at Indianapolis Jan. 13, 2008
- 388 at Miami Jan. 2, 1982 (OT)
- 349 at Pittsburgh Jan. 15, 1995

Most, Game, Both Teams

- 803 at Miami Jan. 2, 1982 (OT)
- 714 at Indianapolis Jan. 13, 2008
- 658 at Pittsburgh Jan. 9, 1983



***YEAR-BY-YEAR
STATISTICS***

2015 FINAL STATISTICS

(4-12 Overall) Fourth AFC West - Mike McCoy Home (3-5); Away (1-7)

Date	W/L	Score	Opponent	Att.
09/13	W	33-28	Detroit	66,093
09/20	L	19-24	at Cincinnati	57,579
09/27	L	14-31	at Minnesota	52,400
10/04	W	30-27	Cleveland	63,710
10/12	L	20-24	Pittsburgh	67,658
10/18	L	20-27	at Green Bay	78,434
10/25	L	29-37	Oakland	67,542
11/01	L	26-29	at Baltimore	70,829
11/09	L	19-22	Chicago	68,033
11/22	L	3-33	Kansas City	65,837
11/29	W	31-25	at Jacksonville	59,477
12/06	L	3-17	Denver	68,631
12/13	L	3-10	at Kansas City	72,314
12/20	W	30-14	Miami	66,676
12/24	L	20-23 OT	at Oakland	54,400
01/03	L	20-27	at Denver	76,844

Team Statistics		San Diego	Opponent
TOTAL FIRST DOWNS		344	299
Rushing		79	101
Passing		230	170
Penalty		35	28
3rd Down: Made/Att		97/231	74/195
3rd Down Pct.		42.0	37.9
4th Down: Made/Att		5/15	7/8
4th Down Pct.		33.3	87.5
TOTAL NET YARDS		5949	5791
Avg. Per Game		374.8	361.9
Total Plays		1100	959
Avg. Per Play		5.4	6.0
NET YARDS RUSHING		1358	2005
Avg. Per Game		84.9	125.3
Total Rushes		393	417
NET YARDS PASSING		4591	3786
Avg. Per Game		286.9	236.6
Sacked/Yards Lost		40/264	32/222
Gross Yards		4855	4008
Att./Completions		667/442	510/328
Completion Pct.		66.3	64.3
Had Intercepted		13	11
PUNTS/AVERAGE		73/44.7	72/43.1
NET PUNTING AVG.		73/38.2	72/40.5
PENALTIES/YARDS		117/942	120/976
FUMBLES/BALL LOST		20/11	14/9
TOUCHDOWNS		35	44
Rushing		4	17
Passing		30	22
Returns		1	5
TIME OF POSSESSION		31:34	28:26

Score by Quarters		Q1	Q2	Q3	Q4	OT	PTS.
Chargers		52	112	51	105	0	320
Opponents		90	103	73	129	3	398

Scoring	TD	RU	PA	RT	PAT	FG	S	PTS.
Lambo	0	0	0	0	28/32	26/32	0	106
Woodhead	9	3	6	0	0/0	0/0	0	54
Gates	5	0	5	0	0/0	0/0	0	30
Green	4	0	4	0	0/0	0/0	0	28
K. Allen	4	0	4	0	0/0	0/0	0	24
Floyd	3	0	3	0	0/0	0/0	0	18
Inman	3	0	3	0	0/0	0/0	0	18
S. Johnson	3	0	3	0	0/0	0/0	0	18
D. Brown	1	1	0	0	0/0	0/0	0	6
J. Phillips	1	0	1	0	0/0	0/0	0	6
Verrett	1	0	0	1	0/0	0/0	0	6
Ty. Williams	1	0	1	0	0/0	0/0	0	6
Chargers	35	4	30	1	28/32	26/32	0	320
Opponents	44	17	22	5	39/41	29/34	1	398

2-Pt. Conversions: Green 2, Chargers 2-3, Opponents 3-3
Sacks: Ingram 10.5, Attaochu 6, Liguett 3, Perryman 2, Reyes 2, Addae 1, Emanuel 1, Flowers 1, Mathews 1, Stuckey 1, S. Williams 1, Wilson 1, Butler 0.5, Te'o 0.5, Weddle 0.5, Chargers 32, Opponents 40

Special Teams Tackles (T-A-TT): Dzubnar 12-1-13, Stuckey 8-0-8, Emanuel 6-2-8, Conner 6-1-7, Perryman 6-0-5, J. Phillips 4-1-5, Law 4-0-4, Brown 2-2-4, Lambo 3-0-3, A. Phillips 3-0-3, Weddle 3-0-3, Windt 3-0-3, Attaochu 2-1-3, Butler 0-3-3, Duce 2-0-2, Green 2-0-2, Oliver 2-0-2, Mays 1-1-2, Ty. Williams 1-1-2, Wilson 1-1-2, Addae 1-0-1, Herndon 1-0-1, Scifres 1-0-1, Te'o 1-0-1, Woodhead 1-0-1

Passing	Att.	Comp.	Yds.	Comp.%	Yds./Att.
Rivers	661	437	4792	66.1	7.25
Clemens	6	5	63	83.3	10.50
Chargers	667	442	4855	66.3	7.28
Opponents	510	328	4008	64.3	7.86

Rushing	No.	Yds.	Avg.	Long	TD
Gordon	184	641	3.5	27	0
Woodhead	98	336	3.4	27	3
D. Brown	59	229	3.9	53	1
Oliver	31	108	3.5	15	0
Rivers	17	28	1.6	8	0
Herndon	1	13	13.0	13	0
D. Johnson	2	4	2.0	2	0
Clemens	1	-1	-1.0	-1	0
Chargers	393	1358	3.5	53	4
Opponents	417	2005	4.8	65t	17

Receiving	No.	Yds.	Avg.	Long	TD
Woodhead	80	755	9.4	61	6
K. Allen	67	725	10.8	38	4
Gates	56	630	11.3	40	5
S. Johnson	45	497	11.0	34	3
Green	37	429	11.6	31t	4
Inman	35	486	13.9	68	3
Gordon	33	192	5.8	18	0
Floyd	30	561	18.7	70t	3
Herndon	24	195	8.1	21	0
Oliver	13	112	8.6	17	0
J. Phillips	10	69	6.9	15	1
D. Brown	8	88	11.0	31	0
Ty. Williams	2	90	45.0	80t	1
V. Brown	1	22	22.0	22	0
D. Johnson	1	4	4.0	4	0
Chargers	442	4855	11.0	80t	30
Opponents	328	4008	12.2	72t	22

Interceptions	No.	Yds.	Avg.	Long	TD
Verrett	3	68	22.7	68t	1
S. Williams	2	6	3.0	6	0
A. Phillips	1	39	39.0	39	0
P. Robinson	1	27	27.0	27	0
Te'o	1	11	11.0	11	0
Reyes	1	1	1.0	1	0
Emanuel	1	0	0.0	0	0
Wilson	1	0	0.0	0	0
Chargers	11	152	13.8	68t	1
Opponents	13	332	25.5	91t	5

Punting	No.	Yds.	Avg.	Net	TB	I-20	Lg.	B
Scifres	72	3261	45.3	38.2	2	15	68	1
Chargers	73	3261	44.7	38.2	2	15	68	1
Opponents	72	3101	43.1	40.5	5	39	65	0

Punt Returns	Ret.	FC	Yds.	Avg.	Lg.	TD
Herndon	11	13	81	7.4	18	0
Jones	5	8	-4	-0.8	5	0
K. Allen	3	4	5	1.7	5	0
Mager	1	1	2	2.0	2	0
Chargers	20	26	84	4.2	18	0
Opponents	44	14	432	9.8	31	0

Kickoff Returns	Ret.	Yds.	Avg.	Long	TD
Jones	9	193	21.4	30	0
Oliver	8	197	24.6	30	0
Herndon	7	157	22.4	34	0
J. Phillips	2	18	9.0	13	0
Emanuel	1	1	1.0	1	0
Vaughn	1	17	17.0	17	0
Chargers	28	583	20.8	34	0
Opponents	32	880	27.5	48	0

Field Goals	1-19	20-29	30-39	40-49	50+
Lambo	0/0	4/4	7/7	11/16	4/5
Chargers	0/0	4/4	7/7	11/16	4/5
Opponents	0/0	13/13	7/9	7/9	2/3

Lambo: [32G, 25G], (40G, 32G, 47N), (1), (46G, 45G, 34G), (60N, 40G, 54G), (36G, 32G), (40G, 5G), (42S, 49G), (31G, 22G), (52G), (29G), (48N, 51G), (42N, 30G), (28G, 48N), (47G, 48N, 45G), (50G, 42G)

Defensive Tackles (T-A-TT-FL-SK-PR-QB Hits-INT-FF-FR-PD): Teo 73-34-107-5-0-5-0-6-1-1-0-3, Perryman 72-23-95-9-2-0-3-0-1-0-0, Ingram 65-11-76-19-10-5-0-29-0-4-1-5, Weddle 54-21-75-2-0-5-0-2-0-1-9, Attaochu 52-14-66-16-6-0-24-0-0-2, Addae 55-10-65-2-1-1-1-0-0-0-4, Butler 34-20-54-5-0-5-0-0-1-1-1, P. Robinson 42-7-49-2-0-1-1-1-0-8, Verrett 42-5-47-2-0-0-1-3-0-0-11, Wilson 36-8-44-1-1-0-3-1-0-1-2, Reyes 29-10-39-6-2-11-1-1-0-0-4, Liguett 28-7-35-7-3-7-6-0-0-0-0, Flowers 29-5-34-1-1-0-1-0-0-0-3, Emanuel 15-15-30-3-1-1-7-1-0-0-0, Carethers 15-12-27-1-1-0-1-0-0-0-0, Mathews 18-7-25-3-1-3-3-0-0-0-0, S. Williams 17-2-19-1-1-0-2-2-1-5, A. Phillips 14-5-19-1-0-0-1-0-0-0-0, Conner 12-7-19-2-0-0-0-0-0-1, Lissemore 11-6-17-0-3-0-0-0-0-0, Mager 10-1-11-0-0-0-0-0-0-0, Philon 6-1-7-2-0-2-3-0-0-0-1, Duce 6-0-6-0-0-0-0-0-0-1, Square 6-0-6-0-0-3-0-0-0-1, Law 2-4-1-0-0-4-0-0-0-0, Stuckey 2-1-3-1-1-0-0-0-0-0, Mays 1-2-3-0-0-0-1-0-0-0, Dzubnar 0-2-2-0-0-0-0-0-0-0, Unrein 1-0-1-0-0-0-0-0-0-0, Vaughn 1-0-1-0-0-0-0-0-0-0-1

TD	TD%	Int.	Int.%	Long	Sack/Lost	Rating
29	4.4	13	2.0	80t	40/264	93.8
1	16.7	0	0.0	19t	0/0	150.0
30	4.5	13	1.9	80t	40/264	94.5
22	4.3	11	2.2	72t	32/222	93.8

2014 FINAL STATISTICS

† Local Television Blackout Listed

[9-7 Overall] Third AFC West - Mike McCoy
Home (5-3); Away (4-4)

Date	W/L	Score	Opponent	Att.
09/08	L	17-18	at Arizona	61,292
09/14	W	30-21	Seattle †	67,916
09/21	W	22-10	at Buffalo	68,611
09/28	W	33-14	Jacksonville †	56,553
10/05	W	31-0	New York Jets †	63,471
10/12	W	31-28	at Oakland	53,329
10/19	L	20-23	Kansas City †	65,260
10/23	L	21-35	at Denver	76,907
11/02	L	0-37	at Miami	70,222
11/16	W	13-6	Oakland †	66,720
11/23	W	27-24	St. Louis †	66,040
11/30	W	34-33	at Baltimore	71,060
12/07	L	14-23	New England †	68,815
12/14	L	10-22	Denver †	68,682
12/20	W	38-35, OT	at San Francisco	70,699
12/28	L	7-19	at Kansas City	73,952

Team Statistics

	San Diego	Opponent
TOTAL FIRST DOWNS	326	307
Rushing	75	98
Passing	214	168
Penalty	37	41
3rd Down: Made/Att	97/215	89/207
3rd Down Pct.	45.1	43.0
4th Down: Made/Att	5/11	2/10
4th Down Pct.	45.5	20.0
TOTAL NET YARDS	5465	5413
Avg. Per Game	341.6	338.3
Total Plays	1009	988
Avg. Per Play	5.4	5.5
NET YARDS RUSHING	1367	1986
Avg. Per Game	85.4	124.1
Total Rushes	398	438
NET YARDS PASSING	4098	3427
Avg. Per Game	256.1	214.2
Sacked/Yards Lost	37/198	26/178
Gross Yards	4296	3605
Att./Completions	574/380	524/320
Completion Pct.	66.2	61.1
Had Intercepted	18	7
PUNTS/AVERAGE	75/44.9	69/46.5
NET PUNTING AVG.	75/38.1	69/41.3
PENALTIES/YARDS	111/967	129/1067
FUMBLES/BALL LOST	16/5	22/11
TOUCHDOWNS	40	38
Rushing	6	11
Passing	31	24
Returns	3	3
TIME OF POSSESSION	30:49	29:11

Score by Quarters

Chargers	Q1	Q2	Q3	Q4	OT	PTS.
Chargers	51	115	93	86	3	348
Opponents	53	137	86	72	0	348

Scoring

	TD	RU	PA	RT	PAT	FG	S	PTS.
Novak	0	0	0	0	40/40	22/26	0	106
Gates	12	0	12	0	0/0	0/0	0	72
Royal	7	0	7	0	0/0	0/0	0	42
Floyd	6	0	6	0	0/0	0/0	0	36
K. Allen	4	0	4	0	0/0	0/0	0	24
Oliver	4	3	1	0	0/0	0/0	0	24
Ry. Mathews	3	3	0	0	0/0	0/0	0	18
Gachkar	1	0	0	1	0/0	0/0	0	6
Luget	1	0	0	1	0/0	0/0	0	6
J. Phillips	1	0	1	0	0/0	0/0	0	6
Stuckey	1	0	0	1	0/0	0/0	0	6
Chargers	40	6	31	3	40/40	22/26	1	348
Opponents	38	11	24	3	36/36	28/34	0	348

2-Pt. Conversions: Chargers 0-0, Opponents 0-2

Sacks: Luget 4.5, Ingram 4, Freenee 3.5, Attaochu 2, Ri. Mathews 1.5, Addae 1, Butler 1, Conner 1, Gachkar 1, Gilchrist 1, J. Johnson 1, Law 1, Lissemore 1, Reyes 1, Te'o 1, Walker 0.5, **Chargers 26.0**, Opponents 37.0

Special Teams Tackles (T-A-TT): Ajiroututu 18-1-19, Stuckey 14-3-17, Conner 15-1-16, Gachkar 14-2-16, Williams 13-1-14, Weddle 10-3-13, J. Phillips 9-0-9, Walker 5-2-7, Green 4-2-6, Marshall 3-2-5, D. Brown 4-0-4, Addae 3-1-4, Attaochu 2-0-2, Davis 2-0-2, Wright 2-0-2, Allen 1-0-1, Reddick 1-0-1, Te'o 1-0-1, Williams 1-0-1, Inman 0-1-1

Passing	Att.	Comp.	Yds.	Comp. %	Yds./Att.
Rivers	570	379	4286	66.5	7.52
Clemens	3	1	10	33.3	3.33
Weddle	1	0	0	0.0	0.00
Chargers	574	380	4296	66.2	7.48
Opponents	524	320	3605	61.1	6.88

Rushing	No.	Yds.	Avg.	Long	TD
Oliver	160	582	3.6	52	3
Ry. Mathews	74	330	4.5	32t	3
D. Brown	85	223	2.6	16	0
Rivers	37	102	2.8	17	0
R. Brown LG	20	63	3.2	11	0
R. Brown TM	14	59	4.2	11	0
Woodhead	15	38	2.5	13	0
Draughn TM	10	19	1.9	6	0
Royal	3	14	4.7	15	0
Chargers	398	1367	3.4	52	6
Opponents	438	1986	4.5	90t	11

Receiving	No.	Yds.	Avg.	Long	TD
K. Allen	77	783	10.2	35	4
Gates	69	821	11.9	34	12
Royal	62	778	12.5	47t	7
Floyd	52	856	16.5	59	6
Oliver	36	271	7.5	50	1
D. Brown	29	211	7.3	24	0
Green	19	226	11.9	28	0
Inman	12	158	13.2	28	0
Ry. Mathews	9	69	7.7	16	0
R. Brown LG	5	44	8.8	24	0
R. Brown TM	4	39	9.8	24	0
Woodhead	5	34	6.8	14	0
Ajiroututu	4	45	11.3	17	0
D. Johnson	1	4	4.0	4	0
J. Phillips	1	1	1.0	1t	1
Chargers	380	4296	11.3	59	31
Opponents	320	3605	11.3	77t	24

Interceptions	No.	Yds.	Avg.	Long	TD
Flowers	3	44	14.7	27	0
Weddle	1	17	17.0	17	0
Ducree LG	1	7	7.0	7	0
Gilchrist	1	4	4.0	4	0
Te'o	1	0	0.0	0	0
Verrett	1	0	0.0	0	0
Chargers	7	65	9.3	27	0
Opponents	18	262	14.6	99t	2

Punting	No.	Yds.	Avg.	Net	TB	I-20	Lg.	B
Scifries	55	2516	45.7	38.9	6	21	72	1
McBriar	13	610	46.9	35.4	1	1	58	0
Novak	6	240	40.0	36.7	0	1	51	0
Chargers	75	3366	44.9	38.1	7	23	72	1
Opponents	69	3210	46.5	41.3	8	27	66	1

Punt Returns	Ret.	FC	Yds.	Avg.	Lg.	TD
K. Allen	11	11	99	9.0	29	0
Royal	11	6	100	9.1	58	0
Davis	1	1	4	4.0	4	0
Chargers	23	18	203	8.8	58	0
Opponents	35	15	366	10.5	41	0

Kickoff Returns	Ret.	Yds.	Avg.	Long	TD
Davis	19	476	25.1	35	0
Draughn TM	3	58	19.3	20	0
D. Brown	1	8	8.0	8	0
D. Johnson	1	0	0.0	0	0
Oliver	1	22	22.0	22	0
T. Williams	1	13	13.0	13	0
Chargers	26	577	22.2	35	0
Opponents	67	1488	22.2	72	0

Field Goals	1-19	20-29	30-39	40-49	50+
Novak	1/1	6/6	8/9	4/6	3/4
Chargers	1/1	6/6	8/9	4/6	3/4
Opponents	2/2	14/14	4/4	8/10	0/4

Novak: [36G] [50G,43G,28G] [19G,37G] [33G,34G,23G,37G] [34G] [30G] [24G,48G] [1] [23G,48M,52G] [23G, 48G] [52G,26G] [1] [46B,30G,37M] [40G] [52N]

Defensive Tackles (T-A-TT-TFL-SK-PR-QB Hits-INT-FF-FR-PD): Weddle 89-21-110-2-0-1-1-1-2-0-8, Butler 66-37-83-6-1-3-1-0-0-3-2, Gilchrist 69-11-82-0-1-1-1-1-2-0-4, Conner 42-26-68-2-1-3-1-0-0-0-2, Te'o 36-32-68-2-1-4-3-1-0-0-4, Luget 52-13-65-19-4-5-18-18-0-2-2-2, Wright 52-6-58-2-0-0-0-0-0-0-10, Johnson 37-20-57-6-1-6-3-0-1-0-1, Flowers 48-5-53-1-0-0-1-3-0-0-11, Addae 39-9-48-1-1-0-1-0-2-1-1, Gachkar 23-23-46-7-1-2-1-0-0-1-2, Reyes 25-18-43-4-1-12-8-0-0-0-1, Ingram 25-15-40-7-4-5-12-0-2-0-2, Lissemore 22-10-32-2-1-5-2-0-0-1-0, Mathews 18-7-25-6-1-5-7-6-0-2-0-0, Marshall 15-7-22-0-0-0-0-0-0-0-0, Verrett 18-1-19-0-0-0-0-1-0-0-4, Palepoi 14-14-0-0-2-1-0-0-0-0, Carrethers 12-2-14-0-0-0-0-0-0-0, Williams 9-4-13-0-1-2-0-0-1-1, Freenee 7-6-13-5-3-5-15-22-0-0-1-1, Davis 10-2-12-0-0-0-0-0-1-0-1, Attaochu 9-3-12-1-2-6-5-0-1-1, Stuckey 9-1-10-0-0-0-0-0-0-1-0, Williams 9-0-9-0-0-0-0-0-0-0-2, Law 4-3-7-2-1-1-1-0-0-0-1, Walker 3-3-6-2-0-1-4-0-0-0-0, A. Phillips 0-1-1-0-0-0-0-0-0-0-1

TD	TD%	Int.	Int. %	Long	Sack/Lost	Rating
31	5.4	18	3.2	59	36/189	93.8
0	0.0	0	0.0	10	1/9	43.8
0	0.0	0	0.0	---	0/0	39.6
31	5.4	18	3.1	59	37/198	93.4
24	4.6	7	1.3	77t	24/178	91.3

2013 FINAL STATISTICS

(9-7 Overall) Third AFC West - Mike McCoy Home (5-3); Away (4-4); Postseason (1-1)

Date	W/L	Score	Opponent	Att.
09/09	L	28-31	Houston †	59,522
09/15	W	33-30	at Philadelphia	69,144
09/22	L	17-20	at Tennessee	69,143
09/29	W	30-21	Dallas †	68,601
10/06	L	17-27	at Oakland	48,834
10/14	W	19-9	Indianapolis †	57,954
10/20	W	24-6	at Jacksonville †	59,550
11/03	L	24-30, OT	at Washington	80,115
11/10	L	20-28	Denver †	68,847
11/17	L	16-20	at Miami	60,256
11/24	W	41-38	at Kansas City	75,259
12/01	L	10-17	Cincinnati	61,536
12/08	W	37-14	New York Giants †	65,132
12/12	W	27-20	at Denver	76,497
12/22	W	26-13	Oakland †	65,675
12/29	W	27-24, OT	Kansas City †	66,374

AFC Wild Card Playoffs

01/05	W	27-10	at Cincinnati	62,277
-------	---	-------	---------------	--------

AFC Divisional Playoffs

01/12	L	17-24	at Denver	76,969
-------	---	-------	-----------	--------

Team Statistics

	San Diego	Opponent
TOTAL FIRST DOWNS	373	327
Rushing	104	98
Passing	230	208
Penalty	39	21
3rd Down: Made/Att	101/206	70/180
3rd Down Pct.	49.0	38.9
4th Down: Made/Att	5/6	6/13
4th Down Pct.	83.3	46.2
TOTAL NET YARDS	6293	5864
Avg. Per Game	393.3	366.5
Total Plays	1060	959
Avg. Per Play	5.9	6.1
NET YARDS RUSHING	1965	1725
Avg. Per Game	122.8	107.8
Total Rushes	486	376
NET YARDS PASSING	4328	4139
Avg. Per Game	270.5	258.7
Sacked/Yards Lost	30/150	35/248
Gross Yards	4478	4387
Att./Completions	544/378	548/364
Completion Pct.	69.5	66.4
Had Intercepted	11	11
PUNTS/AVERAGE	56/43.2	65/47.0
NET PUNTING AVG.	56/40.0	65/42.9
PENALTIES/YARDS	95/765	100/850
FUMBLES/BALL LOST	14/10	15/6
TOUCHDOWNS	42	40
Rushing	9	14
Passing	32	23
Returns	1	3
TIME OF POSSESSION	32:59	27:01

Score by Quarters

Chargers	Q1	Q2	Q3	Q4	OT	PTS.
Chargers	61	132	85	115	3	396
Opponents	68	106	79	89	6	348

Scoring

	TD	RU	PA	RT	PAT	FG	S	PTS.
Novak	0	0	0	0	42/42	34/37	0	144
Allen	8	0	0	0	0/0	0/0	0	48
Royal	8	0	0	0	0/0	0/0	0	48
Woodhead	8	2	6	0	0/0	0/0	0	48
Mathews	7	6	1	0	0/0	0/0	0	42
Gates	4	0	4	0	0/0	0/0	0	24
Green	3	0	3	0	0/0	0/0	0	18
Ajrojtutu	1	0	1	0	0/0	0/0	0	6
R. Brown	1	1	0	0	0/0	0/0	0	6
V. Brown	1	0	1	0	0/0	0/0	0	6
Lissemore	1	0	0	1	0/0	0/0	0	6
Chargers	42	9	32	1	42/42	34/37	0	396
Opponents	40	14	23	3	39/39	23/30	0	348

2-Pt. Conversions: Chargers 0-0, Opponents 0-0

Sacks: Llugert 5.5, Reyes 5, Keiser 4.5, Ja. Johnson 3, Walker 3, English 2.5, Lissemore 2, Patrick 1.5, Adae 1, Gilchrist 1, Ingram 1, Weddle 1, T. Williams 1, Wynn TM 1, Igroup 1, D. Butler 0.5, Freeny 0.5. **Chargers 35** Opponents 30

Rushing	No.	Yds.	Avg.	Long	TD
Mathews	285	1255	4.4	51	6
Woodhead	106	429	4.0	14	2
R. Brown	45	157	3.5	13	1
Rivers	28	72	2.6	18	0
McClain	11	32	2.9	7	0
Royal	3	21	7.0	15	0
Weddle	2	4	2.0	2	0
Whitehurst	6	-5	-0.8	0	0
Chargers	486	1965	4.0	51	9
Opponents	376	1725	4.6	46	14

Receiving	No.	Yds.	Avg.	Long	TD
Gates	77	872	11.3	56t	4
Woodhead	76	605	8.0	39	6
Allen	71	1046	14.7	43t	8
Royal	47	631	13.4	54	8
V. Brown	41	472	11.5	51	1
Mathews	26	189	7.3	17	1
Green	17	376	22.1	60t	3
R. Brown	8	60	7.5	15	0
Floyd	6	149	24.8	47	0
Phillips	4	30	7.5	13	0
Ajrojtutu	3	64	21.3	26t	1
McClain	2	-7	-3.5	7	0
Rivers	0	-9	---	-9	0
Chargers	378	4478	11.8	60t	32
Opponents	364	4387	12.1	74t	23

Interceptions	No.	Yds.	Avg.	Long	TD
Gilchrist	2	43	21.5	26	0
Weddle	2	21	10.5	21	0
Wright	1	41	41.0	41	0
D. Butler	1	30	30.0	30	0
Keiser	1	6	6.0	6	0
Cox	1	2	2.0	2	0
Lissemore	1	0	0.0	0t	1
Patrick	1	0	0.0	0	0
Thomas	1	0	0.0	0	0
Chargers	11	143	13.0	41	1
Opponents	11	146	13.3	52t	2

Punting	No.	Yds.	Avg.	Net	TB	I-20	Lg.	B
Scifres	56	2417	43.2	40.0	1	30	61	0
Chargers	56	2417	43.2	40.0	1	30	61	0
Opponents	65	3054	47.0	42.9	5	20	75	0

Punt Returns	Ret.	FC	Yds.	Avg.	Lg.	TD
Allen	15	13	125	8.3	28	0
Royal	7	7	41	5.9	12	0
Chargers	22	20	166	7.5	28	0
Opponents	19	19	158	8.3	38	0

Kickoff Returns	Ret.	Yds.	Avg.	Long	TD
Woodhead	12	262	21.8	37	0
Hawkins	8	176	22.0	27	0
R. Brown	6	113	18.8	28	0
Whittaker TM	6	156	26.0	42	0
Chargers	32	707	22.1	42	0
Opponents	73	1797	24.6	46	0

Field Goals	1-19	20-29	30-39	40-49	50+
Novak	1/1	9/9	13/16	9/9	2/2
Chargers	1/1	9/9	13/16	9/9	2/2
Opponents	0/0	6/7	6/6	8/11	3/6

Novak: [] (49G,44G,33G,46G) (44G,38B) (36G,42G,23G) (37E,35G) (31G,33G,34G,50G) (20G) (19G) (26G,40G,37N) (27G,50G,29G) (30G,30G) (48G) (36G,27G,43G) (38G,35G) (27G,48G,28G,33G) (22G,36G)

Defensive Tackles (T-A-TT-TFL-SK-PR-QB-Hits-INT-FF-FR-PD)

Weddle 96-18-114-3-1-4-2-1-2-10, Butler 69-30-99-4-0-5-5-1-1-0-1-3, Te'o 49-44-75-5-0-1-2-0-0-0-4, Gilchrist 66-18-84-3-1-0-2-2-1-1-4, Marshall 50-11-61-1-0-1-0-0-0-1-6, Wright 55-25-7-0-0-0-1-0-1-3, Llugert 37-13-50-10-5-5-17-18-0-0-4, Johnson 28-21-49-4-3-4-5-0-1-0-2, Walker 30-12-42-5-3-4-6-0-1-0-0, Reyes 28-14-42-5-5-13-16-0-0-0-2, Cox 35-4-39-0-0-0-1-3-0-0-6, Patrick 34-2-36-3-1-5-0-4-1-1-2-0, Adae 26-6-32-1-1-0-1-0-1-2, Lissemore 21-10-31-5-2-2-4-1-0-0-0, Thomas 18-12-30-7-0-3-2-1-0-0-2, Gachkar 17-8-25-1-0-0-1-0-1-0-0, Bird 14-11-25-0-0-1-0-0-0-0-0, Keiser 13-7-20-5-4-5-4-1-0-1-0-1, English 15-4-19-3-2-5-4-5-0-1-0-1, Guy 10-8-18-0-0-1-3-0-0-4, Ingram 5-8-13-2-1-4-1-0-1-0-0, Williams 8-3-11-1-1-1-1-1-0-1-0, Stuckey 7-2-9-0-0-0-0-0-0-1, Wynn 3-0-3-1-1-2-2-0-0-0-0, Butler 2-1-3-0-0-0-0-0-1-0-0, Geathers 2-1-3-0-0-0-0-0-0-0-0, Freeny 0-1-1-1-0-5-7-4-0-0-0-2

Special Teams Tackles (solo-ast-total):

Ajrojtutu 12-0-12, Weddle 9-2-11, Green 10-0-10, Stuckey 7-3-10, Adae 8-1-9, Marshall 8-0-8, Gachkar 7-1-8, Bird 6-2-8, Novak 5-0-5, Patrick 4-0-4, Phillips 3-1-4, Windt 2-0-2, Allen 1-0-1, Butler 1-0-1, Gilchrist 1-0-1, Royal 1-0-1, Scifres 1-0-1, Wright 1-0-1, English 0-1-1

Passing	Att.	Comp.	Yds.	Comp.%	Yds./Att.	TD	TD%	Int.	Int.%	Long	Sack/Lost	Rating
Rivers	544	378	4478	69.5	8.23	32	5.9	11	2.0	60t	30/150	105.5
Chargers	544	378	4478	69.5	8.23	32	5.9	11	2.0	60t	30/150	105.5
Opponents	548	364	4387	66.4	8.01	23	4.2	11	2.0	74t	35/248	96.4

2011 FINAL STATISTICS

(8-8 Overall) Second AFC West - Norv Turner Home (5-3); Away (3-5)

Date	W/L	Score	Opponent	Att.
09/11	W	24-17	Minnesota †	66,716
09/18	L	21-35	at New England	68,756
09/25	W	20-17	Kansas City †	62,356
10/02	W	26-16	Miami	63,002
10/09	W	29-24	at Denver	74,895
10/23	L	21-27	at New York Jets	79,088
10/31	L	20-23 OT	at Kansas City	72,733
11/06	L	38-45	Green Bay †	68,908
11/10	L	17-24	Oakland †	68,109
11/20	L	20-31	at Chicago	62,344
11/27	L	13-16 OT	Denver †	64,436
12/05	W	38-14	at Jacksonville	62,743
12/11	W	37-10	Buffalo	62,494
12/18	W	34-14	Baltimore †	67,242
12/24	L	10-38	at Detroit	62,469
01/01	W	38-26	at Oakland	58,721

Team Statistics			San Diego	Opponent
TOTAL FIRST DOWNS				
Rushing	359			311
Passing	97			102
Penalty	234			186
Penalty	28			23
3rd Down: Made/Att	103/211			96/195
3rd Down Pct.	48.8			49.2
4th Down: Made/Att	4/11			1/9
4th Down Pct.	36.4			11.1
TOTAL NET YARDS				
Avg. Per Game	6290			5546
Total Plays	393.1			346.6
Avg. Per Play	1048			958
NET YARDS RUSHING				
Avg. Per Game	1864			1955
Total Rushes	116.5			122.2
NET YARDS PASSING				
Avg. Per Game	4426			3591
Sacked/Yards Lost	276.6			224.4
Gross Yards	30/198			32/187
Att./Completions	4624			3778
Completion Pct.	582/366			478/299
Had Intercepted	62.9			62.6
PUNTS/AVERAGE	47/47.5			60/47.0
NET PUNTING AVG.	47/39.7			60/41.0
PENALTIES/YARDS	91/775			92/760
FUMBLES/BALL LOST	20/8			11/4
TOUCHDOWNS	46			43
Rushing	16			8
Passing	27			29
Returns	3			6
TIME OF POSSESSION				
	31:39			28:21

Score by Quarters	Q1	Q2	Q3	Q4	OT	PTS.
Chargers	89	118	116	85	0	406
Opponents				67	97	6

Scoring	TD	RU	PA	RT	PAT	FG	S	PTS.
Novak	0	0	0	0	41/42	27/34	0	122
Tolbert	10	8	2	0	0/0	0/0	0	60
Jackson	9	0	9	0	0/0	0/0	0	54
Gates	7	0	7	0	0/0	0/0	0	42
Mathews	6	6	0	0	0/0	0/0	0	36
Floyd	5	0	5	0	0/0	0/0	0	30
V. Brown	2	0	2	0	0/0	0/0	0	12
Brinkley	1	0	1	0	0/0	0/0	0	8
Butler	1	0	0	1	0/0	0/0	0	6
Crayton	1	0	1	0	0/0	0/0	0	6
Goodman	1	0	0	1	0/0	0/0	0	6
Gregory	1	0	0	1	0/0	0/0	0	6
Hester	1	0	1	0	0/0	0/0	0	6
Rivers	1	0	0	0	0/0	0/0	0	6
Scifres	0	0	0	0	3/3	1/1	0	6
Chargers	46	16	27	3	44/45	28/35	0	406
Opponents	43	8	29	6	40/40	25/28	0	377

2-Pt. Conversions: Brinkley, **Chargers 1-1**. Opponents 2-3
Sacks: Barnes 11, Thomas 4, Phillips 3.5, Harris 3, Garay 2.5, Butler 2, English 2, Laboy 1, Liguett 1, Martin 1, Spikes 1, **Chargers 32**, Opponents 30

Rushing	No.	Yds.	Avg.	Long	TD
Mathews	222	1091	4.9	39	6
Tolbert	121	490	4.0	40	8
Brinkley	30	101	3.4	12	1
Hester	28	90	3.2	16	0
Jackson	3	51	17.0	41	0
Rivers	26	36	1.4	15	1
Weddle	1	10	10.0	10	0
Volek	5	-5	-1.0	-1	0
Chargers	436	1864	4.3	41	16
Opponents	448	1955	4.4	46	8

Receiving	No.	Yds.	Avg.	Long	TD
Gates	64	778	12.2	38†	7
Jackson	60	1106	18.4	58	9
Tolbert	54	433	8.0	27	2
Mathews	50	455	9.1	42	0
Floyd	43	856	19.9	52†	2
McMichael	30	271	9.0	30	0
Crayton	23	248	10.8	26†	1
V. Brown	19	329	17.3	31	2
Hester	12	48	4.0	11	1
Brinkley	7	41	5.9	20	0
Walters	3	27	9.0	13	0
Sperry	1	32	32.0	12	0
Chargers	366	4624	12.6	58	27
Opponents	299	3778	12.6	78	29

Interceptions	No.	Yds.	Avg.	Long	TD
Weddle	7	89	12.7	26	0
Cason	2	69	34.5	64	0
Gilchrist	2	22	11.0	21	0
Phillips	2	0	0.0	0	0
Spikes	1	45	45.0	45	0
Gregory	1	26	26.0	26†	1
Oliver	1	7	7.0	7	0
Butler	1	2	2.0	2	0
Chargers	17	260	15.3	64	1
Opponents	20	522	26.1	76	4

Punting	No.	Yds.	Avg.	Net	TB	I-20	Lg.	B
Scifres	47	2234	47.5	39.7	2	17	71	0
Chargers	47	2234	47.5	39.7	2	17	71	0
Opponents	60	2822	47.0	41.0	5	18	68	0

Punt Returns	Ret.	FC	Yds.	Avg.	Lg.	TD
Crayton	22	9	202	9.2	31	0
Walters	8	3	45	5.6	13	0
Cason	1	0	17	17.0	17	0
Chargers	31	12	264	8.5	31	0
Opponents	25	12	329	13.2	37	0

Kickoff Returns	Ret.	Yds.	Avg.	Long	TD
Goodman	34	936	27.5	105†	1
Gilchrist	3	46	15.3	20	0
Hester	3	71	23.7	24	0
Brinkley	2	34	17.0	22	0
Sperry	1	13	13.0	13	0
Chargers	43	1100	25.6	105†	1
Opponents	57	1451	25.5	103†	1

Field Goals **1-19 20-29 30-39 40-49 50+**
 Novak: 0/0
 Scifres: 0/0
Chargers 0/0 11/11 4/5 0/0 1/1 0/0
 Opponents: 0/0 4/4 11/13 7/7 3/4
 Novak: () () (35G, 41G) (27G,48G,23G,38G) (24G,32G,28G,51G,35G) () (44G, 52N,44G,42G,26G) (52G) (20G,46N) (28G,55N,48G) (53G,25G,48N,53N) (29G) (47G) (45G,37N,28G) (22G) (51G,44N)
 Scifres: (40G) ()

Defensive Tackles (solo-ast-total-pd-ff-fr-ftf) Takeo Spikes 84-35-119-3-0-0-6, Donald Stuckey 78-24-102-1-2-1-10, Eric Weddle 67-25-92-8-0-1-2, Steve Gregory 52-20-72-4-0-0-0, Antonio Garay 41-26-67-0-0-0-9, Antonio Cason 51-4-55-15-0-0-0, Quentin Jammer 48-4-52-5-0-0-1, Vaughn Martin 35-14-49-0-0-0-5, Travis Laboy 32-15-47-1-0-3, Antwan Barnes 36-7-43-1-2-0-12, Na'il Diggs 28-11-39-1-0-0-1, Shaun Phillips 30-7-37-6-0-0-7, Dante Hughes 25-9-34-2-0-1-2, Marcus Gilchrist 21-5-26-2-0-0-0, Cam Thomas 19-7-26-2-0-0-6, Corey Liguett 18-8-26-3-1-1-5, Tommie Harris 13-4-17-0-0-0-5, Jacques Cesaire 10-7-17-0-0-0-1, Paul Oliver 11-3-14-2-1-0-0, Bob Sanders 8-6-14-0-0-0-0, Bronk Bird 5-2-7-1-0-0-1, Larry English 5-2-7-0-0-0-2, Ogenieli Nwaboo 4-2-6-0-0-0-1, Andrew Gachkar 2-0-2-0-0-0-0, Everette Brown 0-1-1-0-0-0-0

Special Teams Tackles (solo-ast-total) Mike Tolbert 10-2-12, Andrew Gachkar 9-3-12, Darrell Stuckey 9-3-12, Jacob Hester 8-1-9, Bronk Bird 5-3-8, Dante Hughes 4-3-7, Randy McMichael 4-2-6, Marcus Gilchrist 3-3-6, Richard Goodman 5-0-5, Eric Weddle 4-0-4, Shareece Wright 4-0-4, Antwan Barnes 2-2-4, Curtis Brinkley 2-0-2, Steve Gregory 2-0-2, Paul Oliver 2-0-2, Donald Butler 1-0-1, Na'il Diggs 1-0-1, Mike Scifres 1-0-1, Kory Sperry 1-0-1, Mike Windt 1-0-1, Quentin Jammer 0-1-1, Takeo Spikes 0-1-1

Passing	Att.	Comp.	Yds.	Comp.%	Yds./Att.	TD	TD%	Int.	Int.%	Long	Sack/Lost	Rating
Rivers	582	366	4624	62.9	7.95	27	4.6	20	3.4	58	30/198	88.7
Tolbert	0	0	0	---	---	0	0.0	0	---	0/0	0/0	---
Chargers	582	366	4624	62.9	7.95	27	4.6	20	3.4	58	30/198	88.7
Opponents	478	299	3778	62.6	7.90	29	6.1	17	3.6	78	32/187	92.5

2010 FINAL STATISTICS

(9-7 Overall) Second AFC West - Norv Turner
Home (6-2); Away (3-5)

Date	W/L	Score	Opponent	Att.
09/13	L	14-21	at Kansas City	71,297
09/19	L	38-13	Jacksonville	62,691
09/26	L	20-27	at Seattle	67,106
10/03	W	41-10	Arizona	62,189
10/10	L	27-35	at Oakland	48,279
10/17	L	17-20	at St. Louis	52,472
10/24	L	20-23	New England †	68,836
10/31	W	33-25	Tennessee	59,260
11/07	W	29-23	at Houston	70,886
11/22	W	35-14	Denver †	68,482
11/28	W	36-14	at Indianapolis	66,085
12/05	L	13-28	Oakland †	68,183
12/12	W	31-0	Kansas City †	66,780
12/16	W	34-7	San Francisco †	67,820
12/26	L	20-34	at Cincinnati	54,194
01/02	W	33-28	at Denver	74,155

Team Statistics

	San Diego	Opponent
TOTAL FIRST DOWNS	357	247
Rushing	94	77
Passing	236	153
Penalty	27	17
Third Down: Made/Att	92/205	70/208
Third Down Pct.	44.9	33.7
Fourth Down: Made/Att	5/13	12/28
Fourth th Down Pct.	38.5	42.9
TOTAL NET YARDS	6,329	4,345
Avg. Per Game	395.6	271.6
Total Plays	1,039	939
Avg. Per Play	6.1	4.6
NET YARDS RUSHING	1,810	1,500
Avg. Per Game	113.1	93.8
Total Rushes	457	404
NET YARDS PASSING	4,519	2,845
Avg. Per Game	282.4	177.8
Sacked/Yards Lost	38/227	47/290
Gross Yards	4,746	3,135
Attempts/Completions	544/359	488/285
Completion Pct.	66.0	58.4
Had Intercepted	13	16
PUNTS/AVERAGE	56/43.4	81/42.1
NET PUNTING AVG.	30.8	36.2
PENALTIES/YARDS	84/677	97/769
FUMBLES/BALL LOST	25/16	13/7
TOUCHDOWNS	51	39
Rushing	18	14
Passing	30	18
Returns	3	7
TIME OF POSSESSION	33:03	26:57

Score by Quarters

Chargers	Q1	Q2	Q3	Q4	OT	PTS.
Opponents	76	128	107	130	0	441
	96	94	31	101	0	322

Scoring	TD	RU	PA	RT	PAT	FG	S	PTS.
Kaeding	0	0	0	0	40/40	23/28	0	109
Tolbert	11	11	0	0	0/0	0/0	0	68
Gates	10	0	10	0	0/0	0/0	0	60
Mathews	7	7	0	0	0/0	0/0	0	42
Floyd	6	0	6	0	0/0	0/0	0	36
Brown TM	0	0	0	0	8/8	4/5	0	20
Jackson	3	0	3	0	0/0	0/0	0	18
Ajirotutu	2	0	2	0	0/0	0/0	0	12
McMichael	2	0	2	0	0/0	0/0	0	12
Sproles	2	0	2	0	0/0	0/0	0	12
Naanee	1	0	1	0	0/0	0/0	0	8
Burnett	1	0	1	0	0/0	0/0	0	6
Crayton	1	0	1	0	0/0	0/0	0	6
Davis	1	0	1	0	0/0	0/0	0	6
Hester	1	0	1	0	0/0	0/0	0	6
Phillips	1	0	1	0	0/0	0/0	0	6
Washington	1	0	1	0	0/0	0/0	0	6
Weddle	1	0	0	1	0/0	0/0	0	6
Siler	0	0	0	0	0/0	0/0	1	2
Chargers	51	18	30	3	48/48	27/33	1	441
Opponents	39	14	18	7	36/37	16/16	2	322

2-Pt. Conversions: Naanee, Tolbert. **Chargers 2-3.** Opponents 1-2

Sacks: Phillips 11, Burnett 6, Garay 5.5, Barnes 4.5, Applewhite 3, English 3, Castillo 2.5, Thomas 2, Cesaire 1.5, Cooper 1, T. Johnson 1, Lang 1, Martin 1, Siler 1, Strickland 1, Tucker 1, Nwagwu 0.5, Weddle 0.5. **Chargers 47.** Opponents 37

Rushing	No.	Yds.	Avg.	Long	TD
Tolbert	182	735	4.0	36	11
Mathews	158	678	4.3	31†	7
Sproles	50	267	5.3	34	0
Hester	26	60	2.3	6	0
Rivers	29	52	1.8	14	0
Jackson	1	14	14.0	14	0
Brinkley	2	11	5.5	9	0
Naanee	3	-2	-7	5	0
Volek	6	-5	-8	0	0

Chargers	457	1810	4.0	36	18
Opponents	404	1500	3.7	56†	14

Receiving	No.	Yds.	Avg.	Long	TD
Sproles	59	520	8.8	57†	2
Gates	50	782	15.6	48†	10
Floyd	37	717	19.4	55	6
Crayton	28	514	18.4	49	1
Tolbert	25	216	8.6	28	0
Naanee	23	371	16.1	59†	1
Hester	22	145	6.6	21	1
Mathews	22	145	6.6	17	0
Davis	21	259	12.3	49	1
McMichael	20	221	11.1	28	2
Jackson	14	248	17.7	58	3
Ajirotutu	13	262	20.2	55†	2
Washington	13	173	13.3	36	1
Kr. Wilson	6	73	12.2	37	0
Sperry	4	73	18.3	35	0
Goodman	1	25	25.0	25	0
Banks	1	2	2.0	2	0

Chargers	359	4746	13.2	59†	30
Opponents	285	3135	11.0	71†	18

Interceptions	No.	Yds.	Long	TD	
Cason	4	51	12.8	28	0
Weddle	2	64	32.0	41†	1
Gregory	2	41	20.5	41	0
Burnett	2	31	15.5	29†	1
Jammer	2	5	2.5	5	0
Phillips	1	31	31.0	31†	1
Oliver	1	15	15.0	15	0
Cooper	1	2	2.0	2	0
Siler	1	0	0.0	0	0
Chargers	16	240	15.0	41†	3
Opponents	13	167	12.8	47	3

Punting	No.	Yds.	Avg.	Net	TB	I-20	Lg.	B
Scifres	52	2430	46.7	30.8	9	13	67	4
Chargers	56	2430	43.4	30.8	9	13	67	4
Opponents	81	3414	42.1	36.2	3	28	63	0

Punt Returns	Ret.	FC	Yds.	Avg.	Lg.	TD
Sproles	24	11	166	6.9	16	0
Cason	14	4	231	16.5	62	0
Crayton	2	2	23	11.5	13	0
Weddle	0	2	0	---	---	0
Chargers	40	19	420	10.5	62	0
Opponents	28	7	528	18.9	94†	1

Kickoff Returns	Ret.	Yds.	Avg.	Long	TD
Sproles	51	1257	24.6	45	0
Hester	3	25	8.3	13	0
Brinkley	1	29	29.0	29	0
Crayton	1	31	31.0	31	0
Chargers	56	1342	24.0	45	0
Opponents	84	1880	22.4	101†	3

Field Goals	1-19	20-29	30-39	40-49	50+
Kaeding	0/0	6/6	7/8	9/10	1/4
Brown	0/0	1/1	3/3	0/0	0/1
Chargers	0/0	7/7	10/11	9/10	1/5
Opponents	0/0	6/6	4/4	4/4	2/2

Kaeding: (1) (41) (29G) (38N 48G 47G) (43G 34G) (41G 49B) (1) (1) (52N). (28G 33G, 50G 30G 20G) (39G 50N 33G) (48G) (25G 39G) (20G 28G) (42G 45G 47G 37G 53N)
Brown: (1) (1) (1) (1) (32G 28G 50N) (34G, 36G) (1) (1) (1) (1) (1) (1)

Defensive Tackles (solo-ast-total-pf-fr-flt): Burnett 93-31-124-5-2-1-12, Weddle 72-21-93-10-0-0-7, Phillips 51-17-68-7-0-1-16, Cooper 46-20-66-5-2-0-1, Cason 51-10-61-11-1-0-0, Oliver 38-22-60-3-1-2-0, Garay 41-18-59-0-0-1-0, Applewhite 40-17-57-2-0-0-8, Jammer 42-7-49-8-1-0-0, Cesaire 28-19-47-0-0-0-8, Castillo 27-18-46-0-0-1-8, Gregory 34-9-43-1-0-1, Siler 28-11-39-1-0-0-6, Nwagwu 13-11-24-0-0-1-2, Hughes 16-3-19-0-0-0-1, Johnson 11-8-19-0-0-0-1, Strickland 10-6-16-2-1-0-1, Martin 4-8-12-0-0-0-1, English 7-4-11-0-0-0-4, Barnes 9-1-10-0-0-0-6, Thomas 5-3-8-0-0-2, Meriman 3-2-5-0-0-0-0, Carter 2-1-2-0-0-0-0, Beckwith 0-2-2-0-0-0-0, Lang 1-0-1-0-0-0-1, Tucker 1-0-1-0-0-0-1, Holt 0-1-1-0-0-0-0

Special Teams Tackles (solo-ast-total): Teal 11-1-12, Barnes 7-2-9, Siler 7-2-9, Carter 7-1-8, Tolbert 5-3-8, Kris Wilson 5-2-7, Hughes 6-0-6, Spillman 6-0-6, Hester 5-1-6, Kion Wilson 5-0-5, English 4-1-5, Goodman 4-1-3, Strickland 4-1-5, Oliver 4-0-4, Watkins 4-0-4, Moore 3-0-3, McMichael 2-1-3, Applewhite 2-0-2, Gregory 2-0-2, Holt 2-0-2, Scifres 2-0-2, Ajirotutu 1-1-2, Tucker 1-1-2, Windt 1-1-2, Herron 0-2-2, Bennett 1-0-1, Brown 1-0-1, Jammer 1-0-1, Latsko 1-0-1, Naanee 1-0-1, Obiozor 1-0-1, Watkins 1-0-1, Washington 1-0-1, Weddle 1-0-1

Passing	Att.	Comp.	Yds.	Comp. %	Yds./Att.	TD	TD %	Int.	Int. %	5yr	Sack/Lost	Rating
Rivers	541	357	4710	66.0	8.71	30	5.5	13	2.4	59†	38/227	101.8
Crayton	1	0	0	0.0	0.00	0	0.0	0	0.0	---	0/0	39.6
Scifres	1	1	28	100.0	28.00	0	0.0	0	0.0	28	0/0	118.8
Volek	1	1	8	100.0	8.00	0	0.0	0	0.0	8	0/0	100.0
Chargers	544	359	4746	66.0	8.72	30	5.5	13	2.4	59†	38/227	101.9
Opponents	488	285	3135	58.4	6.42	18	3.7	16	3.3	71†	47/290	76.2

2009 FINAL STATISTICS

[13-3 Overall] First AFC West - Norv Turner Home (6-2); Away (7-1); Postseason (0-1)

Date	W/L	Score	Opponent	Att.
09/14	W	24-20	at Oakland	61,940
09/20	L	26-31	Baltimore †	66,882
09/27	W	23-13	Miami †	67,230
10/04	L	28-38	at Pittsburgh	64,045
10/19	L	23-34	Denver †	68,615
10/25	W	37-7	at Kansas City	69,337
11/01	W	24-16	Oakland †	67,016
11/08	W	21-20	at New York Giants	78,774
11/15	W	31-23	Philadelphia †	68,879
11/22	W	32-3	at Denver	74,707
11/29	W	43-14	Kansas City †	65,280
12/06	W	30-23	at Cleveland	67,978
12/13	W	20-17	at Dallas	90,552
12/20	W	27-24	Cincinnati †	68,889
12/25	W	42-17	at Tennessee	69,143
01/03	W	23-20	Washington †	67,554

AFC Divisional Playoffs

01/17	L	14-17	New York Jets †	69,498
-------	---	-------	-----------------	--------

Team Statistics

	San Diego	Opponent
TOTAL FIRST DOWNS	330	309
Rushing	80	112
Passing	222	177
Penalty	28	20
Third Down: Made/Att	83/187	82/203
Third Down Pct.	44.4%	40.4%
Fourth Down: Made/Att	5/10	10/20
Fourth th Down Pct.	50.0%	50.0%
TOTAL NET YARDS	5761	5232
Avg. Per Game	360.1	327.0
Total Plays	972	991
Avg. Per Play	5.9	5.3
NET YARDS RUSHING	1423	1884
Avg. Per Game	88.9	117.8
Total Rushes	427	422
NET YARDS PASSING	4338	3348
Avg. Per Game	271.1	209.3
Sacked/Yards Lost	26/168	35/221
Gross Yards	4506	3569
Attempts/Completions	519/338	534/326
Completion Pct.	65.1%	61.0%
Had Intercepted	10	14
PUNTS/AVERAGE	52/45.0	63/43.0
NET PUNTING AVG.	39.2	37.6
PENALTIES/YARDS	78/570	103/795
FUMBLES/BALL LOST	14/17	24/11
TOUCHDOWNS	51	35
Rushing	29	23
Passing	29	23
Returns	5	2
TIME OF POSSESSION	29:58	30:02

Score by Quarters

	Q1	Q2	Q3	Q4	OT	PTS.
Chargers	103	120	107	124	0	454
Opponents	51	98	57	114	0	320

Scoring

	TD	RU	PA	RT	PAT	FG	PTS.
Kaeding	0	0	0	0	50/51	32/35	146
Tomlinson	12	12	0	0	0/0	0/0	72
Jackson	9	0	9	0	0/0	0/0	54
Sproles	8	3	4	1	0/0	0/0	48
Gates	8	0	8	0	0/0	0/0	48
Tolbert	4	1	3	0	0/0	0/0	24
Hester	2	0	0	2	0/0	0/0	12
Naanee	2	0	0	2	0/0	0/0	12
Oliver	1	0	0	1	0/0	0/0	6
Chambers	1	0	1	0	0/0	0/0	6
Floyd	1	0	1	0	0/0	0/0	6
Wilson	1	0	1	0	0/0	0/0	6
Weddle	1	0	0	1	0/0	0/0	6
Rivers	1	1	0	0	0/0	0/0	6
Chargers	51	17	29	5	50/51	32/35	454
Opponents	35	10	23	2	33/33	25/29	320

2-Pt. Conversions: Chargers 0-0, Opponents 1-2

Sacks: Castillo 7.0, Merriman 4.0, Boone 3.0, Burnett 2.5, Siler 2.0, Gregory 2.0, Harris 2.0, Phillips 2.0, English 2.0, Weddle 1.5, Ellison 1.0, Oliver 1.0, Nwabugo 1.0, Dobbins 1.0, Scott 1.0, Cesaire 1.0. **Chargers: 34.0**. Opponents: 26.0

Rushing	No.	Yds.	Avg.	Long	TD
Tomlinson	223	730	3.3	36	12
Sproles	93	343	3.7	21	3
Tolbert	25	148	5.9	32	1
Hester	21	74	3.5	15	0
Bennett	23	65	2.8	14	0
Rivers	26	50	1.9	15	1
Jackson	3	11	3.7	12	0
Naanee	3	7	2.3	10	0
Davis	1	4	4.0	4	0
Volek	9	-9	-1.0	-1	0
Chargers	427	1423	3.3	36	17
Opponents	422	1884	4.5	36	10

Receiving	No.	Yds.	Avg.	Long	TD
Gates	79	1157	14.6	56	8
Jackson	68	1167	17.2	55	9
Floyd	45	776	17.2	53	1
Sproles	45	497	11.0	81t	4
Naanee	24	242	10.1	23	2
Tomlinson	20	154	7.7	36	0
Tolbert	17	192	11.3	66t	3
Chambers	9	122	13.6	20	1
Hester	9	24	2.7	5	0
Bennett	6	65	10.8	33	0
Davis	6	52	8.7	11	0
Manumaleuna	5	13	2.6	11	0
Wilson	4	28	7.0	21	1
Osgood	1	17	17.0	17	0
Chargers	338	4506	13.3	81t	29
Opponents	326	3569	10.9	84	23

Interceptions	No.	Yds.	Avg.	Long	TD
Jammer	3	25	8.3	21	0
Cromartie	3	17	5.7	16	0
Weddle	2	44	22.0	31t	1
Cason	2	22	11.0	22	0
Oliver	1	34	34.0	34	0
Dobbins	1	13	13.0	13	0
Gregory	1	13	13.0	13	0
Siler	1	5	5.0	5	0
Chargers	14	173	12.4	34	1
Opponents	10	88	8.8	33	0

Punting	No.	Yds.	Avg.	Net	TB	I-20	Lg.	B
Scifres	52	2342	45.0	39.2	2	23	65	0
Chargers	52	2342	45.0	39.2	2	23	65	0
Opponents	62	2711	43.0	37.6	8	21	69	1

Punt Returns	Ret.	FC	Yds.	Avg.	Lg.	TD
Sproles	26	12	183	7.0	77t	1
Davis	0	0	0	0	0	0
Chargers	26	13	183	7.0	77t	1
Opponents	23	16	265	11.5	71t	1

Kickoff Returns	Ret.	Yds.	Avg.	Long	TD
Sproles	54	1300	24.1	66	0
Davis	4	79	19.8	23	0
Cromartie	3	41	13.7	22	0
Wilson	1	13	13.0	13	0
Hester	1	9	9.0	9	0
Chargers	63	1442	22.9	66	0
Opponents	87	1909	21.9	93t	1

Field Goals	1-19	20-29	30-39	40-49	50+
Kaeding	2/2	17/17	4/4	6/8	3/4
Chargers	2/2	17/17	4/4	6/8	3/4
Opponents	1/1	12/12	7/7	5/8	0/1

Kaeding: (47G) [29G,22G,23G,25G] (25G,41N,23G,26G) | | (20G,44G,50G,55N) (20G,43N,39G,19G) (28G) | | (29G) (28G,47G,28G,19G) (55G,23G) (32G,42G,22G) (29G,34G) (33G,52G) | | (47G,24G,45G)

Defensive Tackles (solo-ast-total-pd-ff-fr-tfl): Cooper 78-41-119-8-3-1-2, Burnett 58-25-83-2-0-0-6, Weddle 69-13-82-4-0-0-4, Phillips 56-15-71-4-7-0-11, Siler 51-16-67-3-0-1-7, Gregory 49-14-63-6-0-2-4, Dobbins 39-18-57-0-1-0-4, Jammer 45-9-54-10-1-0-0, Ellison 42-8-50-2-0-0-2, Merriman 34-12-46-0-0-0-5, Oliver 30-8-38-2-0-1-1, Castillo 21-17-38-0-1-0-4, Cromartie 33-3-36-6-0-0-0, English 23-11-34-0-1-1-3, Cesaire 17-15-32-0-1-1-2, Cason 26-3-29-1-0-0-0, Johnson 14-13-27-0-0-2, Nwabugo 17-8-25-2-0-1-4, Boone 14-7-21-2-0-0-4, Scott 15-4-19-2-0-0-3, Hart 9-4-13-0-0-0-0, Harris 5-2-7-0-0-2, Spillman 5-2-7-0-0-0, Williams 3-1-4-0-0-0-1, Garay 2-2-4-0-0-0-0, Martin 2-2-4-0-0-0-0, Tucker 2-0-2-0-0-0-0, Coleman 1-0-1-0-0-0-1, Holt 1-0-1-0-0-0-1, Hughes 1-0-1-0-0-0-0

Special Teams Tackles (solo-ast-total): Tolbert 16-6-22, Osgood 13-2-15, Oliver 8-4-12, Siler 8-3-11, Cason 10-0-10, Holt 7-2-9, Hester 7-0-7, Binn 5-1-6, Wilson 3-2-5, Spillman 2-3-5, Burnett 3-1-4, Dobbins 2-2-4, Naanee 2-2-4, English 3-0-3, Gregory 3-0-3, Bennett 2-0-2, Ellison 2-0-2, Kaeding 2-0-2, Tucker 2-0-2, Harris 1-1-2, Floyd 1-0-1, Garay 1-0-1, Hart 1-0-1, Hughes 1-0-1, Jammer 1-0-1

Passing	Att.	Comp.	Yds.	Comp. %	Yds./Att.	TD	TD%	Int.	Int. %	Long	Sack/Lost	Rating
P.Rivers	486	317	4254	65.2%	8.8	28	5.8%	9	1.9%	50t	25/167	104.4
B.Volek	31	20	231	64.5%	7.5	1	3.2%	1	3.2%	50	1/1	84.2
L.Naanee	1	1	21	100.0%	21.0	0	0.0%	0	0.0%	21	0/0	118.8
L.Tomlinson	1	0	0	0.0%	0.0	0	0.0%	0	0.0%	0	0/0	39.6
Chargers	519	338	4506	65.1%	8.7	29	5.6%	10	1.9%	81t	26/168	103.1
Opponents	534	326	3569	61.0%	6.7	23	4.3%	14	2.6%	84	35/221	84.2

2008 FINAL STATISTICS

(8-8 Overall) First AFC West - Norv Turner
Home (5-3); Away (3-5); Postseason (1-1)

Date	W/L	Score	Opponent	Att.
09/07	L	24-26	Carolina †	67,115
09/14	L	38-39	at Denver	75,315
09/22	W	48-29	New York Jets †	69,222
09/28	W	28-18	at Oakland	61,808
10/05	L	10-17	at Miami	65,063
10/12	W	30-10	New England †	68,704
10/19	L	14-23	at Buffalo	71,602
10/26	L	32-37	at New Orleans	83,226
11/09	W	20-19	Kansas City †	67,510
11/16	L	10-11	at Pittsburgh	62,051
11/23	L	20-23	Indianapolis †	68,428
11/30	L	16-22	Atlanta †	67,200
12/04	W	34-7	Oakland †	68,097
12/14	W	22-21	at Kansas City	73,842
12/21	W	41-24	at Tampa Bay	64,778
12/28	W	52-21	Denver †	69,131

AFC Wild Card Playoffs

01/03	W	23-17 (OT)	Indianapolis †	68,082
-------	---	------------	----------------	--------

AFC Divisional Playoffs

01/11	L	24-35	at Pittsburgh	63,899
-------	---	-------	---------------	--------

Team Statistics

	Chargers	Opponents
TOTAL FIRST DOWNS	301	339
Rushing	92	98
Passing	191	213
Penalty	18	28
3rd Down: Made/Att	89/194	84/207
3rd Down Pct.	45.9%	40.6%
4th Down: Made/Att	8/11	13/24
4th Down Pct.	72.7%	54.2%
TOTAL NET YARDS	5584	5599
Avg. Per Game	349.0	349.9
Total Plays	924	1041
Avg. Per Play	6.0	5.4
NET YARDS RUSHING	1726	1641
Avg. Per Game	107.9	102.6
Total Rushes	421	408
NET YARDS PASSING	3858	3958
Avg. Per Game	241.1	247.4
Sacked/Yards Lost	25/151	28/132
Gross Yards	4009	4090
Attempts/Completions	478/312	605/411
Completion Pct.	65.3%	67.9%
Had Intercepted	11	15
PUNTS/AVERAGE	51/45.7	60/43.9
NET PUNTING AVG.	40.9	38.7
PENALTIES/YARDS	95/748	78/708
FUMBLES/BALL LOST	51	39
TOUCHDOWNS	13	11
Rushing	34	25
Passing	4	3
Returns	28.53	31.07

Score by Quarters

	Q1	Q2	Q3	Q4	OT	PTS.
Chargers	77	126	84	152	0	439
Opponents	64	141	59	83	0	347

Scoring	TD	RU	PA	RT	PAT	FG	S	PTS.
Kaeding	0	0	0	0	46/46	27/32	0	127
Tomlinson	12	11	1	0	0/0	0/0	0	72
Gates	8	0	8	0	0/0	0/0	0	48
Sproles	7	1	5	1	0/0	0/0	1	44
Jackson	7	0	7	0	0/0	0/0	0	42
Chambers	5	0	5	0	0/0	0/0	0	30
Floyd	4	0	4	0	0/0	0/0	0	24
Manumaleuua	2	0	2	0	0/0	0/0	0	12
Hester	2	1	1	0	0/0	0/0	0	12
Tolbert	1	0	1	0	0/0	0/0	0	6
Cason	1	0	0	1	0/0	0/0	0	6
Cromartie	1	0	0	1	0/0	0/0	0	6
Weddle	1	0	0	1	0/0	0/0	0	6
Naanee	0	0	0	0	0/0	0/0	1	2
Chargers	51	13	34	4	46/46	27/32	2	439
Opponents	39	11	25	3	31/33	24/31	2	347

2-Pt. Conversions: Chargers 2-5, Opponents 2-6

Sacks: Phillips 7.5, Tucker 5.5, Harris 2.5, Cesaire 2.0, Olschansky 2.0, Cooper 1.5, Williams 1.5, Castillo 1.5, Bingham 1.5, Weddle 1.0, Applewhite 0.5
Chargers: 28.0, Opponents: 24.0

Passing	Att.	Comp.	Yds.	Comp.%	Yds./Att.	TD	TD%	Int.	Int.%	Long	Sack/Lost	Rating
P.Rivers	478	312	4009	65.3%	8.4	34	7.1%	11	2.3%	67	25/151	105.6
Chargers	478	312	4009	65.3%	8.4	34	7.1%	11	2.3%	67	25/151	105.6
Opponents	605	411	4090	67.9%	6.8	25	4.1%	15	2.5%	71t	28/132	90.3

Rushing	No.	Yds.	Avg.	Long	TD
Tomlinson	292	1110	3.8	45	11
Sproles	61	330	5.4	37	1
Hester	19	95	5.0	28	1
Rivers	31	84	2.7	11	0
Jackson	4	69	17.3	31	0
Tolbert	13	37	2.8	11	0
Chambers	1	1	1.0	1	0
Chargers	421	1726	4.1	45	13
Opponents	408	1641	4.0	49	11

Receiving	No.	Yds.	Avg.	Long	TD
Gates	60	704	11.7	34	8
Jackson	59	1098	18.6	60	7
Tomlinson	52	426	8.2	32	1
Chambers	33	462	14.0	48t	5
Sproles	29	342	11.8	66t	5
Floyd	27	465	17.2	49t	4
Manumaleuua	15	127	8.5	17	2
Tolbert	13	171	13.2	67	1
Hester	12	91	7.6	16	1
Naanee	8	64	8.0	18	0
Davis	4	59	14.8	20	0
Chargers	312	4009	12.8	67	34
Opponents	411	4090	10.0	71t	25

Interceptions	No.	Yds.	Avg.	Long	TD
Cooper	4	11	2.8	10	0
Cason	2	69	34.5	59t	1
Cromartie	2	66	33.0	52t	1
Jammer	2	2	1.0	2	0
Wilhelm	1	8	8.0	8	0
Castillo	1	4	4.0	4	0
Dobbins	1	4	4.0	4	0
Weddle	1	3	3.0	3	0
Oliver	1	0	0.0	0	0
Chargers	15	167	11.1	59t	2
Opponents	11	189	17.2	50	1

Punting	No.	Yds.	Avg.	Net	TB	I-20	Lg.	B
M.Sciffes	51	2332	45.7	40.9	5	19	67	0
Chargers	51	2332	45.7	40.9	5	19	67	0
Opponents	60	2633	43.9	38.7	2	25	70	0

Punt Returns	Lg.	Yds.	Avg.	Lg.	TD
Sproles	22	12	24.9	11.3	43
Davis	2	0	15	7.5	10
Cromartie	1	0	4	4.0	4
Weddle	1	1	1	1.0	1
Chargers	26	13	26.9	10.3	43
Opponents	23	12	14.6	6.3	32

Kickoff Returns	Ret.	Yds.	Avg.	Long	TD
Sproles	53	1376	26.0	103t	1
Hester	3	42	14.0	20	0
Cromartie	3	37	12.3	26	0
Manumaleuua	2	14	7.0	9	0
Gordon	1	18	18.0	18	0
Naanee	0	-2	0	-2	0
Chargers	62	1485	24.0	103t	1
Opponents	86	1943	22.6	94	1

Field Goals	1-19	20-29	30-39	40-49	50+
Kaeding	0/0	13/13	10/10	3/8	1/1
Chargers	0/0	13/13	10/10	3/8	1/1
Opponents	0/0	6/6	8/9	8/10	2/6

Kaeding: [27G] [34G,21G,28G] [36G,49G] [44N,28G,47N,47G] [34G] [25G,44N,35G,23G] [1] [33G,24G,31G] [34G,26G] [42N,22G] [35G,47G] [43B,28G] [20G,39G] [32G] [28G,57G] [28G]

Defensive Tackles (solo-ast-total-pd-ff-ff-tr): Cooper84-52-136-6-0-0-6, Weddle109-26-135-5-0-1-3, Jammer74-17-91-19-3-2-4, Phillips55-33-88-4-1-1-15, Hart49-34-83-8-0-2-2, Dobbins42-36-78-4-2-0-1, Wilhelm45-23-68-3-0-0-1, Williams41-26-67-3-0-0-10, Cromartie57-7-64-9-0-0-1, Olschansky26-28-54-0-0-3, Castillo25-28-53-1-1-0-6, Cason44-8-52-7-1-0-3, Tucker30-13-43-1-0-1-9, Bingham17-20-37-0-0-3, Smith15-20-35-0-0-0-0, Harris17-15-32-0-2-1-4, Cesaire14-16-30-2-0-0-2, Gregory24-5-29-4-0-0-1, Applewhite12-7-19-0-0-0-1, Siler8-4-12-0-0-0-3, Oliver7-2-9-1-0-0-0, Gordon7-1-8-1-0-0-0, Merriman1-3-4-0-0-0-1, Waters0-3-3-0-0-0-0, Scott0-1-1-0-0-0-0

Special Teams Tackles (solo-ast-total): Osgood16-1-17, Siler11-4-15, Cason9-6-15, Hester9-5-14, Dobbins11-2-13, Naanee9-1-10, Applewhite9-0-9, Harris5-1-6, Binn4-0-4, Gregory4-0-4, Oliver4-0-4, Gordon2-2-4, Floyd3-0-3, Waters3-0-3, Jammer2-0-2, Kaeding2-0-2, Weddle2-0-2, Battle1-0-1, Hardwick1-0-1, Sciffes1-0-1, Wilhelm1-0-1, Tucker0-1-1, Wilson0-1-1

2007 FINAL STATISTICS

[11-5 Overall] First AFC West - Norv Turner Home (7-1); Away (4-4); Postseason (2-1)

Date	W/L	Score	Opponent	Att.
09/09	W	14-3	Chicago †	67,837
09/16	L	14-38	at New England	68,756
09/23	L	24-31	at Green Bay	70,733
09/30	L	16-30	Kansas City †	65,175
10/07	W	41-3	at Denver	76,879
10/14	W	28-14	Oakland †	67,523
10/28	W	35-10	Houston †	60,439
11/04	L	17-35	at Minnesota	63,043
11/11	W	23-21	Indianapolis †	67,726
11/18	L	17-24	at Jacksonville	66,732
11/25	W	32-14	Baltimore †	63,337
12/02	W	24-10	at Kansas City	74,874
12/09	W	23-17 (OT)	at Tennessee	69,143
12/16	W	51-14	Detroit †	66,505
12/24	W	23-3	Denver †	65,477
12/30	W	30-17	at Oakland	61,706

AFC Wild Card Playoffs

01/06	W	17-6	Tennessee †	65,640
-------	---	------	-------------	--------

AFC Divisional Playoffs

01/13	W	28-24	at Indianapolis	56,950
-------	---	-------	-----------------	--------

AFC Championship Game

01/20	L	12-21	at New England	68,756
-------	---	-------	----------------	--------

Team Statistics

	Chargers	Opponents
TOTAL FIRST DOWNS	278	297
Rushing	104	89
Passing	158	185
Penalty	16	23
3rd Down: Made/Att	84/214	83/211
3rd Down Pct.	393	393
4th Down: Made/Att	6/10	9/26
4th Down Pct.	600	346
TOTAL NET YARDS	5044	5124
Avg. Per Game	315.3	320.3
Total Plays	980	1013
Avg. Per Play	5.1	5.1
NET YARDS RUSHING	2039	1712
Avg. Per Game	127.4	107.0
Total Rushes	485	416
NET YARDS PASSING	3005	3412
Avg. Per Game	187.8	213.3
Sacked/Yards Lost	24/170	42/272
Gross Yards	3175	3684
Att./Completions	471/281	555/338
Completion Pct.	597	60.9
Had Intercepted	16	30
PUNTS/AVERAGE	82/45.5	69/42.9
NET PUNTING YARDS	82/39.6	69/37.4
PENALTIES/AVG.	147/76.1	86/66.5
FUMBLES/BALL LOST	17/8	27/18
TOUCHDOWNS	49	35
Rushing	19	11
Passing	22	20
Returns	8	4
TIME OF POSSESSION	29:50	30:10

Score by Quarters

	Q1	Q2	Q3	Q4	OT	PTS.
Chargers	119	116	93	78	6	412
Opponents	47	84	69	84	0	284

Scoring

	TD	RU	PA	RT	PAT	FG	S	PTS.
Kaeding	0	0	0	0	46/46	24/27	0	118
Tomlinson	18	15	3	0	0/0	0/0	0	108
Gates	9	0	9	0	0/0	0/0	0	54
Chambers	4	0	4	0	0/0	0/0	0	24
Sproles	4	2	0	0	0/0	0/0	0	24
Cromartie	3	0	0	3	0/0	0/0	0	18
V. Jackson	3	0	3	0	0/0	0/0	0	18
Davis	1	0	1	0	0/0	0/0	0	6
Manumaleuna	1	0	1	0	0/0	0/0	0	6
Neal	1	0	1	0	0/0	0/0	0	6
Phillips	1	0	0	1	0/0	0/0	0	6
Rivers	1	1	0	0	0/0	0/0	0	6
Siler	1	0	0	1	0/0	0/0	0	6
Tucker	1	0	0	1	0/0	0/0	0	6
Turner	1	1	0	0	0/0	0/0	0	6
Chargers	49	19	22	8	46/46	24/27	0	412
Opponents	35	11	20	4	33/33	13/19	0	284

2-Pt. Conversions: Chargers 0-2, Opponents 1-2

Sacks: Merriman 12.5, Phillips 8.5, Olshansky 3.5, Tucker 3.5, Castillo 2.5, Cesaire 2.5, Cooper 2, Bingham 1.5, Harris 1.5, Hart 1, Polk 1, Weddle 1, Wilhelm 1, **Chargers 42**, Opponents 24

Passing	Att.	Comp.	Yds.	Comp.%	Yds./Att.
Rivers	460	277	3152	.602	6.85
Volek	10	3	6	.300	0.60
Tomlinson	1	1	17	1.000	17.00
Chargers	471	281	3175	.597	6.74
Opponents	555	338	3684	.609	6.64

Rushing	No.	Yds.	Avg.	Long	TD
Tomlinson	315	1474	4.7	49	15
Turner	71	316	4.5	74t	1
Sproles	37	164	4.4	34	2
Rivers	29	33	1.1	10	1
Neal	13	32	2.5	10	0
Chambers	2	17	8.5	9	0
Davis	3	9	3.0	6	0
Pinnock	4	1	0.3	5	0
Volek	11	-7	-6	0	0
Chargers	485	2039	4.2	74t	19
Opponents	416	1712	4.1	64t	11

Receiving	No.	Yds.	Avg.	Long	TD
Gates	75	984	13.1	49t	9
Tomlinson	60	475	7.9	36	3
V. Jackson	41	623	15.2	45	3
Chambers	35	555	15.9	44	4
Davis	20	188	9.4	18	1
Manumaleuna	10	86	8.6	40	1
Sproles	10	31	3.1	14	0
Naanee	8	69	8.6	22	0
Neal	8	23	2.9	9	1
Floyd	7	97	13.9	25	0
Turner	4	16	4.0	12	0
Osgood	2	23	11.5	15	0
Pinnock	1	5	5.0	5	0
Chargers	281	3175	11.3	49t	22
Opponents	338	3684	10.9	57t	20

Interceptions	No.	Yds.	Avg.	Long	TD
Cromartie	10	144	14.4	70t	1
Hart	5	73	14.6	22	0
McCree	3	20	6.7	19	0
Wilhelm	3	11	3.7	7	0
Phillips	2	36	18.0	18t	1
Cooper	2	23	11.5	18	0
Florence	2	4	2.0	4	0
Jammer	1	0	0.0	0	0
Olshansky	1	0	0.0	0	0
Weddle	1	0	0.0	0	0
Chargers	30	311	10.4	70t	2
Opponents	16	283	17.7	66t	2

Punting	No.	Yds.	Avg.	Net	TB	I-20	Lg.	B
Scifres	81	3735	46.1	39.6	9	36	70	1
Chargers	82	3745	45.5	39.6	9	36	70	1
Opponents	69	2961	42.9	37.4	5	16	81	0

Punt Returns

	Ret.	FC	Yds.	Avg.	Lg.	TD
Sproles	24	2	229	9.5	45t	1
Davis	6	6	52	8.7	24	0
Osgood	2	0	0.0	0.0	0	0
Chargers	32	8	281	8.8	45t	1
Opponents	29	19	311	10.7	54	0

Kickoff Returns

	Ret.	Yds.	Avg.	Long	TD
Sproles	37	1008	27.2	89t	1
Turner	6	139	23.2	28	0
Cromartie	3	67	22.3	26	0
Manumaleuna	1	6	6.0	6	0
Neal	1	4	4.0	4	0
Chargers	48	1224	25.5	89t	1
Opponents	75	1566	20.9	62	1

Field Goals

	1-19	20-29	30-39	40-49	50+
Kaeding	0/0	11/11	5/6	7/8	1/2
Chargers	0/0	11/11	5/6	7/8	1/2
Opponents	0/0	6/8	2/2	4/7	1/2

Kaeding: (33B) () (44G) (24G,51G,38G) (26G,45G) (50N) () (36G) (33G) (23G) (27G,46G,41G,41G) (25G, 45N) (20G) (22G,22G,45G) (40G,23G,29G) (36G,31G, 24G)

Defensive Tackles

(solo-ast-total-pd-ff-ft-ft): Cooper 89-90-179-6-2-2-3, Wilhelm 78-66-144-4-0-0-4, Hart 77-32-109-9-0-1-4, Merriman 63-33-96-5-1-2-9, Phillips 62-25-87-5-3-0-2, McCree 51-24-75-6-1-1-0, Olshansky 32-37-69-3-0-2, Jammer 56-10-66-10-0-1-1, Florence 54-12-66-10-0-1-3, Bingham 32-26-58-0-0-2, Williams 34-19-53-2-1-3, Cesaire 25-25-50-3-1-0-0, Weddle 41-7-48-6-0-0-3, Cromartie 33-8-41-18-0-1-0, Castillo 21-18-39-1-0-0-2, McKinney 15-20-35-1-0-0-1, Polk 14-11-25-1-1-0-0, Harris 8-11-19-0-0-1-0, Dobbins 9-7-16-1-0-0-0, Gordon 4-4-8-1-0-0-0, Tucker 5-2-7-0-2-1-0, Siler 2-4-6-0-0-0-1, Gregory 2-0-2-1-0-0-0

Special Teams Tackles

(solo-ast-total): Siler 18-3-21, Osgood 12-2-14, Dobbins 11-1-12, Polk 11-1-12, Gregory 8-1-9, Gordon 6-2-8, Harris 6-2-8, Cromartie 6-1-7, Tucker 6-0-6, Weddle 6-0-6, Hart 3-0-3, Pinnock 2-1-3, Turner 2-1-3, McCree 2-0-2, Kaeding 1-0-1, Rayner 1-0-1, Naanee 0-1-1

2006 FINAL STATISTICS

[14-2 Overall] First AFC West - Marty Schottenheimer
Home (8-0); Away (6-2); Postseason (0-1)

Date	W/L	Score	Opponent	Att.
09/11	W	27-0	at Oakland	62,578
09/17	W	40-7	Tennessee †	64,344
10/01	L	13-16	at Baltimore	67,743
10/08	W	23-13	Pittsburgh †	68,137
10/15	W	48-19	at San Francisco	68,137
10/22	L	27-30	at Kansas City	77,752
10/29	W	38-24	St. Louis †	66,598
11/05	W	32-25	Cleveland †	65,558
11/12	W	49-41	at Cincinnati	65,917
11/19	W	35-27	at Denver	76,723
11/26	W	21-14	Oakland †	66,105
12/03	W	24-21	at Buffalo	63,361
12/10	W	48-20	Denver †	67,514
12/17	W	20-9	Kansas City †	66,583
12/24	W	20-17	at Seattle	68,174
12/31	W	27-20	Arizona †	66,492

AFC Divisional Playoffs

01/14	L	21-24	New England †	68,810
-------	---	-------	---------------	--------

Team Statistics

	Chargers	Opponents
TOTAL FIRST DOWNS	321	285
Rushing	137	87
Passing	169	178
Penalty	15	20
3rd Down: Made/Att	92/213	78/213
3rd Down Pct.	43%	36%
4th Down: Made/Att	6/11	6/17
4th Down Pct.	54%	35%
TOTAL NET YARDS	5840	4825
Avg. Per Game	365.0	301.6
Total Plays	1016	985
Avg. Per Play	5.7	4.9
NET YARDS RUSHING	2578	1613
Avg. Per Game	161.1	100.8
Total Rushes	522	386
NET YARDS PASSING	3262	3212
Avg. Per Game	203.9	200.8
Sacked/Yards Lost	28/150	61/351
Gross Yards	3412	3563
Att./Completions	466/287	538/307
Completion Pct.	61%	57%
Had Intercepted	9	16
PUNTS/AVERAGE	69/41.9	88/44.6
NET PUNTING AVG.	69/38.2	88/38.6
PENALTIES/YARDS	90/791	87/751
FUMBLES/BALL LOST	19/6	28/12
TOUCHDOWNS	59	33
Rushing	32	13
Passing	24	19
Returns	3	1
TIME OF POSSESSION	31:39	28:21

Score by Quarters

	Q1	Q2	Q3	Q4	OT	PTS.
Chargers	85	137	94	176	0	492
Opponents	66	74	81	82	0	303

Scoring

	TD	RU	PA	RT	PAT	FG	S	PTS.
Tomlinson	31	28	3	0	0/0	0/0	0	186
Kaeding	0	0	0	0	58/58	26/29	0	136
Gates	9	0	9	0	0/0	0/0	0	54
Jackson	6	0	6	0	0/0	0/0	0	38
Floyd	3	0	3	0	0/0	0/0	0	18
Manumaleuna	3	0	3	0	0/0	0/0	0	18
Turner	2	2	0	0	0/0	0/0	0	12
Dobbins	1	0	0	1	0/0	0/0	0	6
Harris	1	0	0	1	0/0	0/0	0	6
McCree	1	0	0	1	0/0	0/0	0	6
Neal	1	1	0	0	0/0	0/0	0	6
Whitehurst	1	1	0	0	0/0	0/0	0	6
Chargers	59	32	24	3	58/58	26/29	0	492
Opponents	33	13	19	1	32/33	23/26	2	303

2-Pt. Conversions: Jackson, Chargers 1-1, Opponents 0-1

Sacks: Merriman 17, Phillips 11.5, Castillo 7, Cesaire 4, Godfrey 4, Harris 3, Cooper 2.5, Edwards 2.5, Polk 2, Williams 2, Bingham 1.5, Olshansky 1.5, Robinson 1.5, McCree 1, Chargers 61, Opponents 28

Passing	Att.	Comp.	Yds.	Comp. %	Yds./Att.
Rivers	460	284	3388	61.7	7.37
Tomlinson	3	2	20	66.7	6.67
Volek	2	1	4	50.0	2.00
Scifres	1	0	0	0.0	0.00
Chargers	466	287	3412	61.6	7.32
Opponents	538	307	3563	57.1	6.62

Rushing	No.	Yds.	Avg.	Long	TD
Tomlinson	348	1815	5.2	85t	28
Turner	80	502	6.3	73	2
Neal	29	140	4.8	43	1
Rivers	48	49	1.0	15	0
Pinnock	4	25	6.3	15	0
Parker	2	19	9.5	18	0
Jackson	3	16	5.3	8	0
Whitehurst	2	13	6.5	14t	1
McCardell	1	8	8.0	8	0
Manumaleuna	1	1	1.0	1	0
Volek	3	-3	-1.0	-1	0
Scifres	1	-7	-7.0	-7	0
Chargers	522	2578	4.9	85t	32
Opponents	386	1613	4.2	51	13

Receiving	No.	Yds.	Avg.	Long	TD
Gates	71	924	13.0	57t	9
Tomlinson	56	508	9.1	51t	3
Parker	48	659	13.7	38	0
McCardell	36	437	12.1	28	0
Jackson	27	453	16.8	55	6
Neal	17	83	4.9	21	0
Floyd	15	210	14.0	46t	3
Manumaleuna	14	91	6.5	19	0
Turner	3	47	15.7	30	0
Chargers	287	3412	11.9	57t	24
Opponents	307	3563	11.6	74t	19

Interceptions	No.	Yds.	Avg.	Long	TD
Jammer	4	57	14.3	35	0
Hart	3	37	12.3	23	0
Florence	3	24	8.0	22	0
Edwards	3	11	3.7	8	0
Merriman	1	10	10.0	10	0
Castillo	1	1	1.0	1	0
McCree	1	0	0.0	0	0
Chargers	16	140	8.8	35	0
Opponents	9	105	11.7	31t	1

Punting	No.	Yds.	Avg.	Net	TB	I-20	Lg.	B
Scifres	69	2893	41.9	38.2	2	35	71	0
Chargers	69	2893	41.9	38.2	2	35	71	0
Opponents	88	3923	44.6	38.6	7	23	72	0

Punt Returns	Ret.	FC	Yds.	Avg.	Lg.	TD
Parker	37	15	331	8.9	50	0
McCardell	5	7	39	7.8	12	0
Gordon	3	1	12	4.0	6	0
Chargers	45	23	382	8.5	50	0
Opponents	27	19	216	8.0	81	0

Kickoff Returns	Ret.	Yds.	Avg.	Long	TD
Turner	36	954	26.5	58	0
Cromartie	10	297	29.7	91	0
Neal	3	11	3.7	7	0
Gordon	2	55	27.5	32	0
Parker	2	19	9.5	12	0
Manumaleuna	1	14	14.0	14	0
Withdraw	1	0	0.0	0	0
Chargers	55	134	24.5	91	0
Opponents	90	1960	21.8	53	0

Field Goals	1-19	20-29	30-39	40-49	50+
Kaeding	0/0	7/7	11/12	7/9	1/1
Chargers	0/0	7/7	11/12	7/9	1/1
Opponents	0/0	5/5	10/11	6/7	2/3
Kaeding: (47G,29G) (28G,31G,35G,44G) (34G,54G,40N) (28G,33G,22G) (24G,44G) (39G,31G,47N) (31G) (29G) (1) (4) (6) (36N) (34G,35G) (30G,22G) (46G, 40G) (47G,35G)					

Defensive Tackles (solo-ast-total-pd-ff-fr-ftfl) Edwards 97-73-170-8-2-1-2, Jammer 77-12-89-17-0-0-0, Williams 44-40-84-2-0-0-2, Cooper 41-41-82-2-1-0-1, McCree 51-29-80-5-1-2, Kiel 47-32-79-2-1-4, Godfrey 45-31-76-2-2-0-4, Merriman 46-20-66-8-4-1-4, Florence 51-12-63-16-0-1, Phillips 48-15-63-8-4-2-6, Castillo 25-27-52-1-0-1-2, Olshansky 23-27-50-1-0-1-2, Cesaire 27-20-47-1-1-0-2, Polk 25-7-32-0-0-1-0, Hart 21-6-27-8-1-1-1, Harris 15-10-25-3-1-2-2, Bingham 7-13-20-0-0-0-0, Robinson 7-9-16-0-0-0-0, Jue 13-2-15-5-0-0-1, Wilhelm 6-8-14-3-0-0-1, Cromartie 9-2-11-5-0-0-0, Dobbins 0-4-4-0-0-0-0, McKinney 1-1-2-1-0-0-0, Gbaja-Biamila 1-0-1-0-0-0-0, Gordon 1-0-1-0-0-0-0, Gregory 0-0-0-1-0-0-0

Special Teams Tackles (solo-ast-total) Hart 20-2-22, Polk 15-4-19, Dobbins 16-2-18, Wilhelm 12-3-15, Gregory 8-4-12, Cromartie 8-2-10, Osgood 7-2-9, Kaeding 5-0-5, Binn 4-1-5, Cooper 1-3-4, Camarillo 3-0-3, Turner 3-0-3, Jue 2-1-3, Florence 2-0-2, Jammer 2-0-2, Floyd 1-0-1, Harris 1-0-1, Kiel 1-0-1, Jackson 0-1-1

TD	TD%	Int.	Int. %	Long	Sack/Lost	Rating
22	4.8	9	2.0	57t	27/144	92.0
2	66.7	0	0.0	19t	0/0	125.0
0	0.0	0	0.0	4	1/6	56.3
0	0.0	0	0.0	0	0/0	39.6
24	5.2	9	1.9	57t	28/150	93.0
19	3.5	16	3.0	74t	61/351	76.6

2005 FINAL STATISTICS

[9-7 Overall] Third AFC West - Marty Schottenheimer
Home (4-4); Away (5-3)

Date	W/L	Score	Opponent	Att.
09/11	L	24-28	Dallas †	67,679
09/18	L	17-20	at Denver	75,310
09/25	W	45-23	New York Giants †	65,373
10/02	W	41-17	at New England	68,756
10/10	L	22-24	Pittsburgh †	68,537
10/16	W	27-14	at Oakland	52,666
10/23	L	17-20	at Philadelphia	67,747
10/30	W	28-20	Kansas City †	65,750
11/06	W	31-26	at New York Jets	77,662
11/20	W	48-10	Buffalo †	65,602
11/27	W	23-17 OT	at Washington	84,930
12/04	W	34-10	Oakland †	66,436
12/11	L	21-23	Miami †	65,026
12/18	W	26-17	at Indianapolis	57,389
12/24	L	7-20	at Kansas City	75,956
12/31	L	7-23	Denver †	65,513

Team Statistics

	Chargers	Opponents
TOTAL FIRST DOWNS	337	306
Rushing	116	90
Passing	191	189
Penalty	30	27
3rd Down: Made/Att	88/208	79/212
3rd Down Pct.	.423	.373
4th Down: Made/Att	11/17	10/20
4th Down Pct.	.647	.500
TOTAL NET YARDS	5567	4948
Avg. Per Game	347.9	309.3
Total Plays	1022	999
Avg. Per Play	5.4	5.0
NET YARDS RUSHING	2072	1349
Avg. Per Game	129.5	84.3
Total Rushes	465	386
NET YARDS PASSING	3495	3599
Avg. Per Game	218.4	224.9
Sacked/Yards Lost	31/243	46/289
Gross Yards	3738	3888
Att./Completions	526/338	567/338
Completion Pct.	.643	.596
Had Intercepted	16	10
PUNTS/AVERAGE	71/43.7	78/42.0
NET PUNTING AVG.	71/38.0	78/37.6
PENALTIES/YARDS	110/890	110/831
FUMBLES/BALL LOST	10/22	23/10
TOUCHDOWNS	51	36
Rushing	27	14
Passing	27	20
Returns	2	2
TIME OF POSSESSION	31:34	28:26

Score by Quarters

	Q1	Q2	Q3	Q4	OT	PTS.
Chargers	93	139	74	106	6	418
Opponents	36	126	77	73	0	312

Scoring	TD	RU	PA	RT	PAT	FG	S	PTS.
Tomlinson	20	18	2	0	0/0	0/0	0	120
Kaeding	0	0	0	0	49/49	21/24	0	112
Gates	10	0	10	0	0/0	0/0	0	60
McCardell	9	0	9	0	0/0	0/0	0	54
Parker	3	0	3	0	0/0	0/0	0	18
Turner	3	3	0	0	0/0	0/0	0	18
Hart	2	0	0	2	0/0	0/0	0	12
Brees	1	1	0	0	0/0	0/0	0	6
Caldwell	1	0	1	0	0/0	0/0	0	6
Neal	1	0	1	0	0/0	0/0	0	6
Peelle	1	0	1	0	0/0	0/0	0	6
Chargers	51	22	27	2	49/49	21/24	0	418
Opponents	36	14	20	2	34/35	20/29	1	312

2-Pt. Conversions: Chargers 0-1, Opponents 0-1

Sacks: Merriman 10.0, Phillips 7.0, Foley 4.5, Scott 4.5, Castillo 3.5, Edwards 3.0, Olschansky 3.0, Leber 2.0, Cooper 1.5, Cesaire 1.0, Davis 1.0, Fletcher 1.0, Godfrey 1.0, Harris 1.0, Kiel 1.0, Wilhelm 1.0, **Chargers 46.0**, Opponents 31.0

Special Teams Tackles (solo-ast-total): Milligan 14-7-21, Osgood 14-5-19, Phillips 15-0-15, Wilhelm 12-3-15, Hart 8-3-11, Cooper 9-0-9, Harris 6-2-8, Jue 4-1-5, Turner 4-0-4, Kaeding 3-0-3, Pinnock 3-0-3, Wilson 3-0-3, Merriman 2-1-3, Davis 2-0-2, Jammer 2-0-2, Peelle 2-0-2, Scifres 2-0-2, Binn 1-0-1, Caldwell 1-0-1, Fletcher 1-0-1, Jackson 1-0-1, Neal 1-0-1

Passing	Att.	Comp.	Yds.	Comp. %	Yds./Att.	TD	TD%	Int.	Int. %	Long	Sack/Lost	Rating
Brees	500	323	3576	.646	7.15	24	0.48	15	0.30	54	27/223	89.2
Rivers	22	12	115	.545	5.23	0	0.00	1	0.45	22	3/16	50.4
Tomlinson	4	3	47	.750	11.75	3	75.0	0	0.00	26t	0/0	153.1
McCardell	0	0	0	—	—	0	—	0	—	—	1/4	—
Chargers	526	338	3738	.643	7.11	27	.051	16	.030	54	31/243	89.7
Opponents	567	338	3888	.596	6.86	20	0.35	10	0.18	56	46/289	84.7

Rushing	No.	Yds.	Avg.	Long	TD
Tomlinson	339	1462	4.3	62	18
Turner	57	335	5.9	83t	3
Neal	29	98	3.4	9	0
Parker	4	55	13.8	30	0
Sproles	8	50	6.3	21	0
Brees	21	49	2.3	9	1
Caldwell	2	10	5.0	7	0
McCardell	2	6	3.0	3	0
Osgood	1	4	4.0	4	0
Pinnock	1	4	4.0	4	0
Rivers	1	-1	-1.0	-1	0
Chargers	465	2072	4.5	83t	22
Opponents	386	1349	3.5	46	14

Receiving	No.	Yds.	Avg.	Long	TD
Gates	89	1101	12.4	38	10
McCardell	70	917	13.1	54	9
Parker	57	725	12.7	49	3
Tomlinson	51	370	7.3	41	2
Caldwell	28	352	12.6	43	1
Neal	24	145	6.0	21	1
Peelle	11	38	3.5	11	1
Jackson	3	59	19.7	21	0
Sproles	3	10	3.3	6	0
Osgood	2	21	10.5	15	0
Chargers	338	3738	11.1	54	27
Opponents	338	3888	11.5	56	20

Interceptions	No.	Yds.	Avg.	Long	TD
Jue	3	28	9.3	20	0
Edwards	2	15	7.5	14	0
Hart	1	110	110.0	70t	2
Fletcher	1	19	19.0	19	0
Jammer	1	14	14.0	14	0
Wilhelm	1	10	10.0	10	0
Florence	1	9	9.0	9	0
Chargers	10	205	20.5	70t	2
Opponents	16	230	14.4	51	1

Punting	No.	Yds.	Avg.	Net	TB	I-20	Lg.	B
Scifres	71	3104	43.7	38.0	8	25	71	0
Chargers	71	3104	43.7	38.0	8	25	71	0
Opponents	78	3274	42.0	37.6	5	19	65	0

Punt Returns	Ret.	FC	Yds.	Avg.	Lg.	TD
Parker	18	9	106	5.9	15	0
Sproles	18	5	108	6.0	23	0
McCardell	3	3	31	10.3	14	0
Chargers	39	17	245	6.3	23	0
Opponents	26	19	244	9.4	52	0

Kickoff Returns	Ret.	Yds.	Avg.	Long	TD
Brees	63	1528	24.3	58	0
Caldwell	3	99	33.0	60	0
Parker	1	16	16.0	16	0
Pinnock	1	24	24.0	24	0
Turner	1	0	0.0	0	0
Chargers	69	1667	24.2	60	0
Opponents	83	1856	22.4	54	0

Field Goals	1-19	20-29	30-39	40-49	50+
Kaeding	1/1	3/3	9/9	8/11	0/0
Chargers	1/1	3/3	9/9	8/11	0/0
Opponents	0/0	8/9	6/7	5/5	1/8

Kaeding: (33G) (42G) (44G) (46G,21G) (34G,32G,41G) (32G,33G) (34G,40B) (|) (18G) (28G,38G) (42N,46N, 48G) (41G,32G) (|) (38G,20G,48G,49G) (|)

Defensive Tackles (solo-ast-total-pd-ff-fr-tfll): Edwards 114-40-154-11-2-0-2, Godfrey 56-22-78-3-1-1-4, Jammer 60-12-72-19-1-0-0, Kiel 49-10-59-6-1-0-0, Florence 47-7-54-11-0-0-2, Merriman 41-13-54-5-2-0-7, Williams 40-13-53-4-0-1-8, Castillo 37-12-49-3-1-0-6, Jue 30-12-42-8-0-0-0, Foley 28-10-38-3-1-0-2, Hart 26-9-35-6-1-2-0, Cooper 20-10-30-0-0-1-0, Olschansky 18-11-29-0-0-0-3, Fletcher 20-8-20-5-0-0-1, Davis 23-3-26-3-1-0-1, Cesaire 17-8-25-0-0-0-1, Leber 18-4-22-1-0-1-4, Phillips 18-2-20-2-2-1-3, Wilhelm 13-3-16-1-0-0-0, Wilson 12-2-14-0-0-0-0, Scott 11-2-13-0-0-0, Harris 2-0-2-1-0-0-0, Robinson 1-1-2-0-0-0-0, Bingham 1-0-1-0-0-0-0, McCarrahan 1-0-1-0-0-0-0, Ball 0-1-1-0-0-0-0

2004 FINAL STATISTICS

[12-4 Overall] First AFC West - Marty Schottenheimer
Home (7-1); Away (5-3); Postseason (0-1)

Date	W/L	Score	Opponent	Att.
09/12	W	27-20	at Houston	70,255
09/19	L	28-34	New York Jets	57,310
09/26	L	13-23	at Denver	74,533
10/03	W	38-17	Tennessee	54,006
10/10	W	34-21	Jacksonville	52,101
10/17	L	20-21	at Atlanta	70,187
10/24	W	17-6	at Carolina	73,096
10/31	W	42-14	Oakland †	66,210
11/07	W	43-17	New Orleans	59,662
11/21	W	23-17	at Oakland	46,905
11/28	W	34-31	at Kansas City	77,447
12/05	W	20-17	Denver †	65,395
12/12	W	31-24	Tampa Bay †	65,858
12/19	W	21-0	at Cleveland	72,489
12/26	L	31-34 OT	at Indianapolis	57,330
01/02	W	24-17	Kansas City †	64,920

AFC Wild Card Playoffs				
01/08	L	17-20 OT	New York Jets †	67,536

Team Statistics		Chargers	Opponents
TOTAL FIRST DOWNS			
Rushing		131	79
Passing		160	200
Penalty		37	41
Third Down: Made/Att.		97/208	69/196
Third Down Pct.		46%	35%
Fourth Down: Made/Att.		5/8	13/24
Fourth Down Pct.		62%	54%
TOTAL NET YARDS			
Avg. Per Game		346.4	335.0
Total Plays		996	991
Avg. Per Play		5.6	5.4
NET YARDS RUSHING			
Avg. Per Game		136.6	81.7
Total Rushes		525	355
NET YARDS PASSING			
Avg. Per Game		209.8	253.3
Sacked/Yards Lost		21/149	29/142
Gross Yards		3506	4195
Attempts/Completions		450/288	607/372
Completion Pct.		64%	61%
Had Intercepted		8	23
PUNTS/AVERAGE			
NET PUNTING AVG.		69/43.1	64/42.4
PENALTIES/YARDS		69/38.4	64/37.0
FUMBLES/BALL LOST		108/87.5	109/94.0
TOUCHDOWNS		27/10	19/10
Rushing		55	36
Passing		24	15
Returns		29	19
TIME OF POSSESSION		31:30	28:30

Score by Quarters	Q1	Q2	Q3	Q4	OT	PTS.
Chargers	92	138	106	110	0	446
Opponents	37	97	52	125	3	313

Scoring	TD	RU	PA	RT	PAT	FG	S	PTS.
Kaeding	0	0	0	0	54/55	20/25	0	114
Tomlinson	18	17	1	0	0/0	0/0	0	108
Gates	13	0	13	0	0/0	0/0	0	78
Parker	4	0	4	0	0/0	0/0	0	24
Caldwell	3	0	3	0	0/0	0/0	0	18
Chatman	3	3	0	0	0/0	0/0	0	18
Brees	2	2	0	0	0/0	0/0	0	12
Dwight	2	0	1	1	0/0	0/0	0	12
Flutie	2	2	0	0	0/0	0/0	0	12
Osgood	2	0	2	0	0/0	0/0	0	12
Peelle	2	0	2	0	0/0	0/0	0	12
D. Edwards	1	0	0	1	0/0	0/0	0	6
Floyd	1	0	1	0	0/0	0/0	0	6
Krause	1	0	1	0	0/0	0/0	0	6
McCardell	1	0	1	0	0/0	0/0	0	6
Chargers	55	24	29	2	54/55	20/25	1	446
Opponents	36	15	19	2	33/34	20/27	0	313

2-Pt. Conversions: Chargers 0-0, Opponents 2-2
Sacks: Foley 10.0, Phillips 4.0, Williams 4.0, Godfrey 2.0, Leber 2.0, Scott 1.5, Dingle 1.0, D. Edwards 1.0, Fisk 1.0, Kiel 1.0, Olshansky 1.0, Cesaire 0.5, Chargers 29.0, Opponents 21.0

Special Teams Tackles (solo-att-total): Hart 13-2-15, Milligan 13-2-15, Osgood 13-0-13, Fletcher 11-0-11, Chatman 9-1-10, Cooper 7-2-9, Phillips 7-2-9, Wilhelm 5-3-8, Peelle 4-0-4, Florence 3-1-4, Moreno 3-1-4, Piggins 3-0-3, Butler 0-3-3, Dwight 2-0-2, Kaeding 2-0-2, Layne 2-0-2, Leber 2-0-2, Turner 2-0-2, Binn 1-0-1, Kiel 1-0-1, Polk 1-0-1, Scifres 1-0-1

Passing	Att.	Comp.	Yds.	Comp. %	Yds./Att.
Brees	400	262	3159	.655	7.90
Flutie	38	20	276	.526	7.26
Rivers	8	5	33	.625	4.13
Tomlinson	2	1	38	.500	19.00
McCardell	1	0	0	.000	0.00
Scifres	1	0	0	.000	0.00
Chargers	450	288	3506	.640	7.79
Opponents	607	372	4195	.613	6.91

Rushing	No.	Yds.	Avg.	Long	TD
Tomlinson	339	1335	3.9	42	17
Chatman	65	392	6.0	52	3
Turner	20	104	5.2	30	0
Brees	53	85	1.6	22	2
Dwight	4	54	13.5	48	0
Neal	16	53	3.3	8	0
Parker	4	53	13.3	38	0
Caldwell	4	45	11.3	20	0
Flutie	5	39	7.8	20	2
Pinnock	9	26	2.9	11	0
McCardell	1	3	3.0	3	0
Shaw	1	1	1.0	3	0
Rivers	4	-5	-1.2	-1	0
Chargers	525	2185	4.2	52	24
Opponents	355	1307	3.7	26	15

Receiving	No.	Yds.	Avg.	Long	TD
Gates	81	964	11.9	72t	13
Tomlinson	53	441	8.3	74t	1
Parker	47	690	14.7	79t	4
McCardell	31	393	12.7	31	1
Caldwell	18	310	17.2	58t	3
Osgood	15	308	20.5	65	2
Neal	13	66	5.1	12	0
Peelle	10	84	8.4	17	2
Krause	5	81	16.2	29	1
Turner	4	8	2.0	7	0
Floyd	3	49	16.3	27	1
Pinnock	3	26	8.7	14	0
Dwight	2	31	15.5	23t	1
Chatman	2	17	8.5	17	0
Brees	1	38	38.0	38	0
Chargers	288	3506	12.2	79t	29
Opponents	372	4195	11.3	50	19

Interceptions	No.	Yds.	Avg.	Long	TD
D. Edwards	5	49	9.8	30t	1
Florence	4	54	13.5	40	0
Wilson	3	12	4.0	12	0
Kiel	2	31	15.5	31	0
Foley	2	4	2.0	4	0
Hart	1	13	13.0	13	0
Jammer	1	12	12.0	12	0
Davis	1	4	4.0	4	0
Dingle	1	1	1.0	1	0
Fletcher	1	0	0.0	0	0
Phillips	1	0	0.0	0	0
Wilhelm	1	0	0.0	0	0
Chargers	23	180	7.8	40	1
Opponents	8	66	8.3	25	0

Punting	No.	Yds.	Avg.	Net	TB	I-20	Lg.	B
Scifres	69	2974	43.1	38.4	8	29	60	0
Chargers	69	2974	43.1	38.4	8	29	60	0
Opponents	64	2713	42.4	37.0	5	13	59	0

Punt Returns	Ret.	FC	Yds.	Avg.	Lg.	TD
Parker	27	10	237	8.8	32	0
Dwight	1	5	6	6.0	6	0
Florence	1	0	0	0.0	0	0
Chargers	29	15	243	8.4	32	0
Opponents	23	23	164	7.1	38	0

Kickoff Returns	Ret.	Yds.	Avg.	Long	TD
Dwight	50	1222	24.4	87t	1
Chatman	4	89	22.3	35	0
Welker	4	102	25.5	33	0
Butler	2	35	17.5	24	0
Neal	1	12	12.0	12	0
Turner	1	18	18.0	18	0
D. Edwards	0	0	0	0	0
Chargers	62	1478	23.8	87t	1
Opponents	83	1846	22.2	96t	2

Field Goals	1-19	20-29	30-39	40-49	50+
Kaeding	1/1	9/11	2/2	5/6	3/5
Chargers	1/1	9/11	2/2	5/6	3/5
Opponents	0/0	11/11	6/9	2/6	1/1

Kaeding (48G,29G) () (23G,51G) (31G) (21G,28G) (53G,28G) (29N,44G) () (40G,27G) (42N,19G) (29N,52N,25G,43G) (23G,23G) (51N,40G) (1) (50G) (34G)

Defensive Tackles (solo-att-total-pd-ff-fr): Edwards 105-46-151-34-3-0-4, Kiel 71-25-96-10-0-1-2, Godfrey 68-19-87-3-3-1-8, Wilson 52-23-75-4-1-0-2, Foley 48-17-65-12-5-2-4, Jammer 53-9-62-10-0-0-1, Leber 47-11-58-1-0-1-3, Olshansky 24-15-39-2-0-0-4, Davis 32-6-38-10-0-0-0, Cooper 25-8-33-2-0-1-1, Florence 28-4-32-8-0-0-2, Williams 25-7-32-4-0-0-1, Fisk 19-11-30-2-0-0-1, Fletcher 24-3-27-5-0-1-0, Cesaire 18-6-24-3-0-0-1, Scott 14-5-19-2-0-0-0-5, Phillips 14-4-18-3-0-2-0, Hart 5-4-9-2-0-0-1, Moreno 6-2-8-0-0-0-1, Dingle 3-3-6-1-0-0-1, Wilhelm 5-0-5-2-0-0-0, Butler 3-1-4-0-0-0-0, Milligan 3-1-4-1-0-0-0, Ball 2-1-3-2-0-0-0, Downing 1-0-1-0-0-0-0

TD	TD%	Int.	Int. %	Long	Sack/Lost	Rating
27	.068	7	.018	79t	18/131	104.8
1	.026	0	.000	29	1/7	85.0
1	.125	0	.000	13t	1/10	110.9
0	.000	0	.000	38	1/1	95.8
0	.000	0	.000	0	0/0	39.6
0	.000	1	1.000	0	0/0	0.0
29	.064	8	.018	79t	21/149	102.0
19	.031	23	.038	50	29/142	76.6

2003 FINAL STATISTICS

(4-12 Overall) Fourth AFC West - Marty Schottenheimer Home (2-6)*; Away (2-6)

Date	W/L	Score	Opponent	Att.
09/07	L	14-27	at Kansas City	78,048
09/14	L	13-37	Denver †	65,445
09/21	L	10-24	Baltimore †	52,028
09/28	L	31-34 OT	at Oakland	54,078
10/05	L	21-27	at Jacksonville	48,954
10/19	W	26-20	at Cleveland	73,238
10/27	L	10-26	Miami †*	73,014
11/02	L	7-20	at Chicago	61,500
11/09	W	42-28	Minnesota †	64,738
11/16	L	8-37	at Denver	75,217
11/23	L	27-34	Cincinnati †	52,069
11/30	L	24-28	Kansas City †	57,671
12/07	W	14-7	at Detroit	61,544
12/14	L	21-38	Green Bay †	64,978
12/21	L	24-40	at Pittsburgh	52,527
12/28	W	21-14	Oakland †	62,222

* Oct. 27 Game Played at Arizona's Sun Devil Stadium

Team Statistics	Chargers	Opponents
TOTAL FIRST DOWNS	290	326
Rushing	117	124
Passing	146	178
Penalty	27	24
Third Down: Made/Att.	62/197	97/231
Third Down Pct.	.315	.420
Fourth Down: Made/Att.	10/19	10/18
Fourth Down Pct.	.526	.556
TOTAL NET YARDS	5167	5593
Avg. Per Game	322.9	349.6
Total Plays	971	1072
Avg. Per Play	5.3	5.2
NET YARDS RUSHING	2146	2218
Avg. Per Game	134.1	138.6
Total Rushes	417	518
NET YARDS PASSING	3021	3375
Avg. Per Game	188.8	210.9
Sacked/Yards Lost	29/205	30/200
Gross Yards	3226	3575
Attempts/Completions	525/297	524/322
Completion Pct.	.566	.615
Had Intercepted	19	13
PUNTS/AVERAGE	83/41.6	74/42.7
NET PUNTING AVG.	83/36.0	74/36.4
PENALTIES/YARDS	126/1016	110/1006
FUMBLES/BALL LOST	20/12	22/7
TOUCHDOWNS	38	57
Rushing	16	12
Passing	21	36
Returns	1	5
TIME OF POSSESSION	27:52	32:08

Score by Quarters	Q1	Q2	Q3	Q4	OT	PTS.
Chargers	60	86	50	117	0	313
Opponents	121	140	60	117	3	441

Scoring	TD	RU	PA	RT	PAT	FG	5	PTS.
Tomlinson	17	13	4	0	0/0	0/0	0	102
Christie	0	0	0	0	36/36	15/20	0	81
Boston	7	0	7	0	0/0	0/0	0	44
E. Parker	3	0	3	0	0/0	0/0	0	18
Flutie	2	2	0	0	0/0	0/0	0	12
Gates	2	0	2	0	0/0	0/0	0	12
Osgood	2	0	2	0	0/0	0/0	0	12
Brees	1	0	1	0	0/0	0/0	0	6
Lassiter	1	0	0	1	0/0	0/0	0	6
Neal	1	1	0	0	0/0	0/0	0	6
Norman	1	0	1	0	0/0	0/0	0	6
Peelle	1	0	1	0	0/0	0/0	0	6
Alexander	0	0	0	0	0/0	0/0	0	2
Chargers	38	16	21	1	36/36	15/20	0	313
Opponents	53	12	36	5	52/53	23/26	1	441

2-Pt. Conversions: Alexander, Boston, **Chargers 2-2**, Opponents 0-0

Sacks: Scott 6.5, Dingle 6.0, R. Johnson 4.0, Leber 3.0, Wiley 3.0, Moreno 2.0, Cooper 1.0, Fisk 1.0, Leverette 1.0, Williams 1.0, Wilson 1.0, Edwards 0.5, **Chargers 3.0**, Opponents 29.0

Special Teams Tackles (solo-ast-total): Chatman 16-0-16, Polk 14-2-16, Osgood 8-1-9, Kiel 7-2-9, Cooper 8-0-8, Binn 7-1-8, House 7-1-8, Pinnock 5-0-5, Johnson 3-2-5, Florence 4-0-4, Gates 4-0-4, Bennett 2-0-2, Mattos 2-0-2, Peelle 2-0-2, Ross 2-0-2, Wilhelm 2-0-2, Christie 1-0-1, Fox 1-0-1, Norman 1-0-1, Scifres 1-0-1, Wilson 1-0-1

Passing	Att.	Comp.	Yds.	Comp.%	Yds./Att.
Brees	356	205	2108	.576	5.92
Flutie	167	91	1097	.545	6.57
Bennett	1	0	0	.000	0.00
Tomlinson	1	1	21	100.0	21.00
Chargers	525	297	3226	.566	6.14
Opponents	524	322	3575	.615	6.82

Rushing	No.	Yds.	Avg.	Long	TD
Tomlinson	313	1645	5.3	73t	13
Flutie	33	168	5.1	17	2
Dwight	9	88	9.8	20	0
Brees	21	84	4.0	18	0
Neal	18	40	2.2	7	1
Caldwell	5	39	7.8	14	0
L. Johnson	4	26	6.5	18	0
E. Parker	3	21	7.0	13	0
Boston	3	18	6.0	13	0
Chatman	8	17	2.1	6	0
Chargers	417	2146	5.1	73t	16
Opponents	518	2218	4.3	58	12

Receiving	No.	Yds.	Avg.	Long	TD
Tomlinson	100	725	7.3	73t	4
Boston	70	880	12.6	46t	7
Gates	24	389	16.2	48	2
E. Parker	18	244	13.6	33t	3
Peelle	16	133	8.3	24	1
Neal	16	62	3.9	11	0
Dwight	14	193	13.8	32	0
Osgood	13	278	21.4	57t	2
Caldwell	8	80	10.0	15	0
Gilliam	6	95	15.8	37	0
Norman	6	72	12.0	21t	1
Chatman	5	54	10.8	23	0
Brees	1	21	21.0	21t	1
Chargers	297	3226	10.9	73t	21
Opponents	322	3575	11.1	60t	36

Interceptions	No.	Yds.	Avg.	Long	TD
Jammer	4	6	1.5	6	0
Davis	2	48	24.0	41	0
Edwards	2	27	13.5	15	0
Kiel	2	15	7.5	15	0
Lassiter	1	38	38.0	38t	1
Cooper	1	25	25.0	25	0
Wilson	1	-2	-2.0	-2	0
Chargers	13	157	12.1	41	1
Opponents	19	196	10.3	32	1

Punting	No.	Yds.	Avg.	Net	B	I-20	Lg.	B
Bennett	82	3436	41.9	36.2	3	28	56	0
Christie	1	20	20.0	20.0	0	1	20	0
Chargers	83	3456	41.6	36.0	3	29	56	0
Opponents	74	3162	42.7	36.4	4	16	73	0

Punt Returns	Ret.	FC	Yds.	Avg.	Lg.	TD
L. Johnson	24	5	184	7.7	21	0
E. Parker	23	2	207	9.0	49	0
Dwight	2	2	0	0.0	2	0
Chargers	49	9	391	8.0	49	0
Opponents	38	20	409	10.8	80t	2

Kickoff Returns	Ret.	Yds.	Avg.	Long	TD
L. Johnson	50	1151	23.0	60	0
Dwight	22	488	22.2	32	0
Florence	4	47	11.8	24	0
Chatman	2	31	15.5	23	0
Pinnock	2	50	25.0	41	0
Carson TM	1	13	13.0	13	0
Neal	1	1	1.0	1	0
Peelle	1	14	14.0	14	0
Scott	1	9	9.0	9	0
Chargers	84	1804	21.5	60	0
Opponents	67	1437	21.4	85t	1

Field Goals	1-19	20-29	30-39	40-49	50+
Christie	1/1	6/6	3/3	3/7	2/3
Chargers	1/1	6/6	3/3	3/7	2/3
Opponents	0/0	5/6	5/6	12/13	1/1
Christie (1) (19G,25G) (24G,50G) (32G) (1) (44G,50G,43N,42G,32G) (51G) (46N) (1) (1) (48G,26G) (40B,48B,21) (1) (20G,26G) (31G) (1)					

Defensive Tackles (solo-ast-total-pd-ff-r) Edwards 124-38-162-9-1-0, Moreno 78-17-95-4-1-2, Wilson 63-19-82-8-3-0, Leber 64-11-75-1-1-0, Jammer 57-14-71-13-0-1, Kiel 52-7-59-4-0-0, Lassiter 51-8-59-1-1-0, Davis 45-13-58-10-0-0, Fisk 41-10-51-0-0-1, Wiley 38-13-51-4-2-1, Dingle 31-6-37-1-2-1, Williams 24-9-33-1-1-0, Leverette 17-6-23-0-0-0, Fox 18-4-22-0-2-0, Scott 14-4-18-1-0-0, Florence 16-0-16-2-0-0, Johnson 12-1-13-0-2-0, Cooper 5-3-8-1-0-0, Polk 5-1-6-0-0-0, Salave'a 2-3-5-1-0-0, House 3-0-3-4-0-0, Cody 2-1-3-0-0-0, Cesaire 1-2-3-0-0-0, Carson 2-0-2-1-0-0, Hand 2-0-2-0-0-0

TD	Yds.	Int.	Int.%	Long	Sack/Lost	Rating
11	031	15	.042	68t	21/178	67.5
9	054	4	.024	73t	8/27	82.8
0	000	0	0.00	0	0/0	39.6
1	100	0	0.00	21t	0/0	158.3
21	040	19	.036	73t	29/205	73.1
36	069	13	.025	60t	30/200	94.3

2002 FINAL STATISTICS

(8-8 Overall) Third AFC West - Marty Schottenheimer Home (5-3): Away (3-5)

Date	W/L	Score	Opponent	Att.
09/08	W	34-6	at Cincinnati	53,705
09/15	W	24-3	at Houston †	56,098
09/22	W	23-15	at Arizona	28,980
09/29	W	21-14	New England †	66,463
10/06	L	9-26	at Denver †	75,065
10/13	W	35-34	Kansas City †	58,995
10/20	W	27-21 OT	at Oakland	60,974
11/03	L	13-44	New York Jets †	59,772
11/10	L	24-28	at St. Louis	66,093
11/17	W	20-17 OT	San Francisco †	67,161
11/24	L	3-30	at Miami	73,138
12/01	W	30-27 OT	Denver †	66,357
12/08	L	7-27	Oakland †	67,968
12/15	L	13-20	at Buffalo	61,838
12/22	L	22-24	at Kansas City	77,899
12/29	L	28-31 OT	Seattle †	52,159

Team Statistics		Chargers	Opponents
TOTAL FIRST DOWNS		313	326
Rushing		117	91
Passing		166	205
Penalty		30	30
Third Down: Made/Att.		78/210	83/218
Third Down Pct.		.371	.381
Fourth Down: Made/Att.		4/12	7/11
Fourth Down Pct.		.333	.636
TOTAL NET YARDS		5325	6034
Avg. Per Game		332.8	377.1
Total Plays		1028	1056
Avg. Per Play		5.2	5.7
NET YARDS RUSHING		2137	1739
Avg. Per Game		133.6	108.7
Total Rushes		466	410
NET YARDS PASSING		3188	4295
Avg. Per Game		199.3	268.4
Sacked/Yards Lost		24/180	39/23
Gross Yards		3368	4526
Attempts/Completions		538/324	607/375
Completion Pct.		.602	.618
Had Intercepted		16	17
PUNTS/AVERAGE		89/39.8	83/40.1
NET PUNTING AVG.		89/34.3	83/33.2
PENALTIES/YARDS		100/805	103/854
FUMBLES/BALL LOST		16/8	16/10
TOUCHDOWNS		40	43
Rushing		17	15
Passing		19	26
Returns		4	2
TIME OF POSSESSION		29:57	30:03

Score by Quarters		Q1	Q2	Q3	Q4	OT	PTS.
Chargers		61	109	63	88	12	333
Opponents		103	86	65	110	3	367

Scoring	TD	RU	PA	RT	PAT	FG	S	PTS.
Tomlinson	15	14	1	0	0/0	0/0	0	90
Christie	0	0	0	0	35/36	18/26	0	89
Conway	7	2	5	0	0/0	0/0	0	42
Caldwell	3	0	3	0	0/0	0/0	0	20
Dwight	3	1	2	0	0/0	0/0	0	18
McCrary	3	0	3	0	0/0	0/0	0	18
Edwards	2	0	0	2	0/0	0/0	0	12
Alexander	1	0	1	0	0/0	0/0	0	6
Brees	1	1	0	0	0/0	0/0	0	6
Fletcher	1	1	0	0	0/0	0/0	0	6
Johnson	1	0	0	1	0/0	0/0	0	6
McNeil	1	0	0	1	0/0	0/0	0	6
Norman	1	0	1	0	0/0	0/0	0	6
E. Parker	1	0	1	0	0/0	0/0	0	6
Chargers	40	19	17	4	25/26	18/26	1	333
Opponents	43	15	26	2	42/42	21/31	1	367

2-Pt. Conversions: Caldwell, **Chargers** 1-3, Opponents 1-1

Sacks: Johnson 6.5, Wiley 6.0, Leber 5.0, Dingle 4.0, Carson 3.5, Fisk 3.0, J. Williams 2.5, Harrison 2.0, Molden 2.0, Scott 2.0, Seau 1.5, Polk 1.0, **Chargers** 39.0, Opponents 24.0

Special Teams Tackles (solo-ast-total): Polk 13-0-13, Goodspeed 11-1-12, Moren 8-3-11, Ruff 10-0-10, Peelle 7-0-7, Beckett 5-0-5, Chatman 4-0-4, Lyle 3-1-4, Cody 3-0-3, Leber 3-0-3, Sanchez 3-0-3, Jammer 2-1-3, Bennett 2-0-2, Caldwell 2-0-2, Christie 2-0-2, Fletcher 2-0-2, Jenkins 2-0-2, McCrary 2-0-2, Binn 1-1-2, Norman 1-1-2, Fox 1-0-1, Richey 1-0-1

Passing	Att.	Comp.	Yds.	Comp. %	Yds./Att.
Brees	526	320	3284	.608	6.24
Flutie	11	3	64	.273	5.82
Caldwell	1	1	20	1.000	20.00
Chargers	538	324	3368	.602	6.26
Opponents	607	375	4526	.618	7.46

Rushing	No.	Yds.	Avg.	Long	TD
Tomlinson	372	1683	4.5	76	14
Brees	38	130	3.4	15	1
Fletcher	26	128	4.9	15	1
Dwight	12	108	9.0	20	1
Conway	7	53	7.6	22	2
Chatman	6	19	3.2	11	0
Caldwell	2	9	4.5	6	0
Flutie	1	6	6.0	6	0
McCrary	2	1	0.5	2	0
Chargers	466	2137	4.6	76	19
Opponents	410	1739	4.2	61t	15

Receiving	No.	Yds.	Avg.	Long	TD
Tomlinson	79	489	6.2	30	1
Conway	57	852	14.9	52t	5
Dwight	50	623	12.5	42	2
Alexander	45	510	11.3	32	1
Caldwell	22	208	9.5	26	3
McCrary	22	96	4.4	25	3
E. Parker	17	268	15.8	31t	1
Norman	16	201	12.6	29	1
Fletcher	10	62	6.2	13	0
Chatman	3	44	14.7	25	0
Peelle	3	15	5.0	10	0
Chargers	324	3368	10.4	52t	17
Opponents	375	4526	12.1	99t	26

Interceptions	No.	Yds.	Avg.	Long	TD
Edwards	5	95	19.0	46	1
Molden	3	9	3.0	8	0
Lyle	2	26	13.0	26	0
Harrison	2	2	1.0	2	0
Wiley	1	40	40.0	40	0
Fox	1	25	25.0	25	0
Seau	1	25	25.0	25	0
McNeil	1	16	16.0	16	0
Moreno	1	8	8.0	8	0
Chargers	17	246	14.5	46	1
Opponents	16	204	12.8	45	1

Punting	No.	Yds.	Avg.	Net	TB	I-20	Lg.	B
Bennett	87	3540	40.7	34.3	6	31	63	2
Chargers	89	3540	39.8	34.3	6	31	63	2
Opponents	83	3332	40.1	33.2	13	16	61	1

Punt Returns	Ret.	FC	Yds.	Avg.	Lg.	TD
Dwight	19	11	231	12.2	37	0
Vanover	16	4	86	5.4	16	0
Caldwell	2	0	-2	-1.0	0	0
Chargers	37	15	315	8.5	37	0
Opponents	36	28	369	10.3	52t	1

Kickoff Returns	Ret.	Yds.	Avg.	Long	TD
Jenkins	40	925	23.1	56	0
Vanover	14	323	23.1	39	0
Caldwell	9	220	24.4	39	0
Dwight	8	166	20.8	26	0
Carson	1	14	14.0	14	0
Fletcher	1	22	22.0	22	0
Chargers	73	1670	22.9	56	0
Opponents	53	1059	20.0	65	0

Field Goals	1-19	20-29	30-39	40-49	50+
Christie	0/0	8/8	5/6	4/9	1/3
Chargers	0/0	8/8	5/6	4/9	1/3
Opponents	0/0	9/10	6/6	3/9	3/6

Defensive Tackles (solo-ast-total-pd-ff-fr): Edwards 100-29-129-11-0-1, Harrison 69-19-88-8-2-0, Seau 60-24-84-7-1-0, McNeil 72-7-79-12-0-4, Molden 68-11-79-9-2-2, Jammer 56-8-64-10-0-0, Leber 40-9-49-1-3-0, Johnson 31-9-40-1-0-1, Fisk 28-10-38-0-0-0, Wiley 31-5-36-5-1-0, Beckett 32-2-34-2-1-0, Moreno 28-4-32-1-0-0, Carson 22-9-31-3-0-1, Lyle 23-4-27-2-1-0, Dingle 24-1-25-0-0-1, Williams 20-4-24-2-1-0, Fox 17-6-23-3-0-0, Scott 8-0-8-2-1-0, Ruff 4-0-4-0-0-0, Sanchez 4-0-4-0-0-0, Cody 3-1-4-0-0-0, Polk 3-1-4-0-0-0, Wilson 3-0-3-0-0-0, Binn 0-1-1-0-0-0

2001 FINAL STATISTICS

[5-11 Overall] Fifth AFC West - Mike Riley Home (4-4); Away (1-7)

Date	W/L	Score	Opponent	Att.
09/09	W	30-3	Washington †	60,629
09/23	W	33-21	at Dallas	63,430
09/30	W	28-14	Cincinnati †	56,048
10/07	L	16-20	at Cleveland	73,018
10/14	L	26-29 OT	at New England	60,292
10/21	W	27-10	Denver †	67,521
10/28	W	27-24	Buffalo †	63,698
11/04	L	20-25	Kansas City †	58,789
11/11	L	16-26	at Denver	74,951
11/18	L	24-34	at Oakland	61,960
11/25	L	17-20	Arizona †	49,398
12/02	L	10-13 OT	at Seattle †	55,466
12/09	L	14-24	at Philadelphia	65,438
12/15	L	6-13	Oakland †	67,349
12/23	L	17-20	at Kansas City	76,131
12/30	L	22-25	Seattle †	51,412

Team Statistics	Chargers	Opponents
TOTAL FIRST DOWNS	290	290
Rushing	92	99
Passing	177	166
Penalty	21	25
Third Down: Made/Att.	79/221	84/224
Third Down Pct.	.357	.375
Fourth Down: Made/Att.	3/4	7/12
Fourth Down Pct.	.750	.583
TOTAL NET YARDS	5200	4904
Avg. Per Game	325.0	306.5
Total Plays	1010	1025
Avg. Per Play	5.1	4.8
NET YARDS RUSHING	1695	1504
Avg. Per Game	105.9	94.0
Total Rushes	435	449
NET YARDS PASSING	3505	3400
Avg. Per Game	219.1	212.5
Sacked/Yards Lost	27/180	41/218
Gross Yards	3685	3618
Attempts/Completions	548/309	535/317
Completion Pct.	.564	.593
Had Intercepted	18	19
PUNTS/AVERAGE	78/42.4	90/42.1
NET PUNTING AVG.	36.9	36.8
PENALTIES/YARDS	97/777	79/632
FUMBLES/BALL LOST	26/11	33/12
TOUCHDOWNS	35	35
Rushing	13	13
Passing	16	24
Returns	6	1
TIME OF POSSESSION	30:15	29:45

Score by Quarters	Q1	Q2	Q3	Q4	OT	PTS.
Chargers	81	51	81	119	0	332
Opponents	60	109	46	100	6	321

Scoring	TD	RU	PA	RT	PAT	FG	S	PTS.
Richey	0	0	0	0	26/26	21/32	0	89
Tomlinson	10	10	0	0	0/0	0/0	0	60
Conway	7	1	6	0	0/0	0/0	0	42
Christie TM	0	0	0	0	6/6	9/11	0	33
J. Graham	5	0	5	0	0/0	0/0	0	30
F. Jones	4	0	4	0	0/0	0/0	0	24
Dwight	2	1	0	1	0/0	0/0	0	12
Jenkins	2	0	2	0	0/0	0/0	0	12
Flutie	1	0	0	0	0/0	0/0	0	6
Harris	1	0	0	1	0/0	0/0	0	6
Heiden	1	0	1	0	0/0	0/0	0	6
Johnson	1	0	0	1	0/0	0/0	0	6
Perry	1	0	0	1	0/0	0/0	0	6
Chargers	35	13	16	6	32/32	30/43	0	332
Opponents	35	10	24	1	31/33	26/35	0	321

2-Pt. Conversions: Chargers 0-3, Opponents 1-2

Sacks: Wiley 13.0, Johnson 9.5, R. Harrison 3.5, Carson 3.0, Dixon 2.0, Parrella 2.0, Dingle 1.0, Fontenot 1.0, L. Harrison 1.0, Moreno 1.0, Rogers 1.0, Ruff 1.0, Seau 1.0, Tanuvasa 1.0, **Chargers 41.0**, Opponents 27.0

Special Teams Tackles [solo-ast-total] Humphrey 9-5-14, Harris 10-2-12, Carswell 10-0-10, Jenkins 10-0-10, Moreno 9-1-10, Beckett 6-0-6, Sanchez 5-0-5, McCrary 4-1-5, Rogers 4-1-5, Cody 4-0-4, Holecsek 4-0-4, Polk 4-0-4, Perry 1-3-4, Binn 3-0-3, Ruff 3-0-3, Richey 2-1-3, L. Harrison 2-0-2, Heiden 2-0-2, Fletcher 1-0-1

Passing	Att.	Comp.	Yds.	Comp. %	Yds./Att.
Flutie	521	294	3464	.564	6.65
Brees	27	15	221	.556	8.19
Chargers	548	309	3685	.564	6.72
Opponents	535	317	3618	.593	6.76

Rushing	No.	Yds.	Avg.	Long	TD
Tomlinson	339	1236	3.6	54	10
Flutie	53	192	3.6	16	1
Conway	7	116	16.6	67t	1
Fletcher	29	107	3.7	16	0
Dwight	2	24	12.0	16t	1
Brees	2	18	9.0	13	0
McCrary	2	3	1.5	2	0
Jenkins	1	-1	-1.0	-1	0
Chargers	435	1695	3.9	67t	13
Opponents	449	1504	3.3	26	10

Receiving	No.	Yds.	Avg.	Long	TD
Conway	71	1125	15.8	72t	6
Tomlinson	59	367	6.2	27	0
J. Graham	52	811	15.6	61t	5
F. Jones	35	388	11.1	34	4
Dwight	25	406	16.2	78	0
Fletcher	23	184	8.0	27	0
Gaylor	14	217	15.5	31	0
McCrary	13	71	5.5	12	0
Heiden	8	55	6.9	16	1
R. Jones TM	5	29	5.8	11	0
Batteaux	3	25	8.3	17	0
Harris	1	7	7.0	7	0
Chargers	309	3685	11.9	78	16
Opponents	317	3618	11.4	80t	24

Interceptions	No.	Yds.	Avg.	Long	TD
McNeill	8	55	6.9	33	0
R. Harrison	2	51	25.5	22t	0
Perry	2	37	18.5	37	1
Cody	2	3	1.5	3	0
Beckett	1	8	8.0	8	0
Dixon	1	6	6.0	6	0
Seau	1	2	2.0	2	0
Fontenot	1	0	0.0	0	0
Molden	1	0	0.0	0	0
Chargers	19	162	8.5	37t	1
Opponents	18	135	7.5	41	0

Punting	No.	Yds.	Avg.	Net	TB	I-20	Lg.	B
Bennett	78	3308	42.4	36.9	4	25	62	0
Chargers	78	3308	42.4	36.9	4	25	62	0
Opponents	90	3789	42.1	36.8	3	25	63	0

Punt Returns	Ret.	FC	Yds.	Avg.	Lg.	TD
Dwight	24	12	271	11.3	84t	1
Milburn TM	17	4	139	8.2	19	0
R. Jones TM	3	0	5	1.7	5	0
Chargers	44	16	415	9.4	84t	1
Opponents	32	15	346	10.8	40	0

Kickoff Returns	Ret.	Yds.	Avg.	Long	TD
Jenkins	58	1541	26.6	93t	2
R. Jones TM	4	126	31.5	74	0
Carson	1	10	10.0	10	0
Fletcher	1	11	11.0	11	0
Harris	1	19	19.0	19	0
Whitman	1	9	9.0	9	0
Chargers	66	1716	26.0	93t	2
Opponents	64	1671	26.1	70	0

Field Goals	1-19	20-29	30-39	40-49	50+
Richey	0/0	13/15	4/7	3/7	1/3
Christie TM	0/0	4/4	3/5	2/2	0/0
Chargers	0/0	17/19	7/12	5/9	1/3
Opponents	1/1	11/11	6/6	7/16	1/1
Richey (21G,48G,32G)	(22G,24G,23G,41N,43G)	(38N)	(22G,21G,38G)	(21G,36N,27G,59N)	(21G,51G)
(21G,36N,27G,59N)	(21G,51G)	(37G,25G,36N,41N)	(43N,48G,35G)	(29G)	(26G)
(25N,26G,27N)	(53N)	(11)	(46N)	(1)	(1)
Christie (11)	(11)	(11)	(11)	(11)	(26G)
(34N,37N)	(29G,31G)	(27G)	(32G,25G,40G,41G,36G)		

Defensive Tackles [solo-ast-total-pd-ff-r] R. Harrison 91-17-108-13-2-1, Seau 86-12-96-6-7-1, Beckett 72-21-93-5-1-1, McNeill 65-12-77-16-1-0, Ruff 59-15-74-4-0-1, Parrella 61-6-67-1-0-1, Dixon 48-14-62-3-0-0, Cody 53-6-59-5-0-0, Wiley 38-9-47-2-5-0, Johnson 28-10-38-1-2-2, Carson 24-9-33-3-0-2, Perry 20-4-24-5-1-1, Molden 18-1-19-5-0-0, L. Harrison 15-2-17-1-0-0, Sanchez 14-0-14-1-0-0, Dingle 10-1-11-1-0-0, Holecsek 8-1-9-0-0-0, Mohring 5-3-8-1-0-0, Carswell 4-3-7-0-0-0, Fontenot 4-3-7-1-0-0, Moreno 5-1-6-0-1-0, Rogers 3-1-4-0-0-0, Williams 2-0-2-0-0-1, Turner 1-1-2-0-0-0, Harris 1-0-0-1-0-1-1, Tanuvasa 1-0-1-0-0-0, Richey 0-1-0-1-0-0

TD	TD%	Int.	Int. %	Long	Sack/Lost	Rating
15	.029	18	.035	78	25/168	72.0
1	.037	0	0.00	40	2/12	94.8
16	.029	18	.033	78	27/180	73.1
24	.045	19	.036	80t	41/218	79.8

2000 FINAL STATISTICS

[1-15 Overall] Fifth AFC West - Mike Riley
Home (1-7); Away (0-8)

Date	W/L	Score	Opponent	Att.
09/03	L	6-9	at Oakland	56,373
09/10	L	27-28	New Orleans †	51,300
09/17	L	10-42	at Kansas City	77,604
09/24	L	12-20	Seattle †	47,233
10/01	L	31-57	at St. Louis	66,010
10/08	L	7-21	Denver †	56,079
10/15	L	24-27 OT	at Buffalo	72,351
10/29	L	13-15	Oakland †	66,659
11/05	L	15-17	at Seattle	59,884
11/12	L	7-17	Miami †	56,896
11/19	L	37-38	at Denver	75,218
11/26	W	17-16	Kansas City †	47,228
12/03	L	17-45	San Francisco †	57,255
12/10	L	3-24	at Baltimore	68,805
12/17	L	22-30	at Carolina	72,159
12/24	L	21-34	Pittsburgh †	50,809

Team Statistics		Chargers	Opponents
TOTAL FIRST DOWNS			
Rushing		251	312
Passing		63	76
Penalty		156	195
		32	41
Third Down: Made/Att.		72/219	91/242
Third Down Pct.		.329	.376
Fourth Down: Made/Att.		3/14	5/9
Fourth Down Pct.		.214	.556
TOTAL NET YARDS			
Total Plays		4300	4959
Avg. Per Game		268.8	309.9
Total Plays		902	1061
Avg. Per Play		4.4	4.7
NET YARDS RUSHING			
Avg. Per Game		106.2	142.2
Total Rushes		66.4	88.9
Total Yards		351	470
NET YARDS PASSING			
Avg. Per Game		32.38	35.37
Sacked/Yards Lost		20.4	22.1
Gross Yards		53/302	39/249
Attempts/Completions		3540	3786
Completion Pct.		578/311	552/326
Had Intercepted		.539	.591
		30	16
PUNTS/AVERAGE			
NET PUNTING AVG.		92/46.2	91/41.5
PENALTIES/YARDS		36.2	36.4
FUMBLES/BALL LOST		121/1036	106/851
TOUCHDOWNS		38/20	17/6
Rushing		31	50
Passing		7	10
Returns		19	33
		5	7
TIME OF POSSESSION			
		28:08	31:52

Score by Quarters		Q1	Q2	Q3	Q4	OT	PTS.	
Chargers		58	99	60	52	0	269	
Opponents		77	128	110	122	3	440	
Scoring	TD	RU	PA	RT	PAT	FG	S	PTS
Carney	0	0	0	0	27/27	18/25	0	81
Conway	5	0	5	0	0/0	0/0	0	30
F. Jones	5	0	5	0	0/0	0/0	0	30
Fletcher	4	3	1	0	0/0	0/0	0	24
J. Graham	4	0	4	0	0/0	0/0	0	24
Chaney	2	2	0	0	0/0	0/0	0	12
Fazande	2	2	0	0	0/0	0/0	0	12
McCrary	2	0	2	0	0/0	0/0	0	12
Dixon	1	0	0	1	0/0	0/0	0	6
Dumas	1	0	1	0	0/0	0/0	0	6
Gaylor	1	0	1	0	0/0	0/0	0	6
Harrison	1	0	0	1	0/0	0/0	0	6
Heiden	1	0	1	0	0/0	0/0	0	6
R. Jenkins	1	0	0	1	0/0	0/0	0	6
Turner	1	0	0	1	0/0	0/0	0	6
Fontenot	0	0	0	0	0/0	0/0	1	2
Chargers	31	7	19	5	27/27	18/25	1	269
Opponents	50	10	33	7	46/46	30/34	1	440

2-Pt. Conversions: Chargers 0-4, Opponents 1-4

Sacks: Parrella 7.0, Harrison 6.0, Mickell 6.0, Dixon 5.0, Fontenot 4.0, Seau 3.5, Dingle 2.5, Beckett 1.0, Dumas 1.0, Lewis 1.0, Rusk 1.0, Williams 1.0, **Chargers** 39.0, Opponents 53.0

Special Teams Tackles (solo-ast-total): Tovar 11-1-12, McCrary 11-0-11, Beckett 10-0-10, Turner 9-0-9, Taylor 8-1-9, Rusk 8-0-8, Heiden 7-0-7, Humphrey 6-1-7, Bynum 5-0-5, Darden 5-0-5, Davis 4-0-4, Reeves 3-1-4, Binn 3-0-3, Fletcher 3-0-3, R. Jenkins 3-0-3, Ruff 3-0-3, Denton 2-1-3, Bennett 1-0-1, Brown 1-0-1, Hatcher 1-0-1, Jackson 1-0-1

Passing	Att.	Comp.	Yds.	Comp.%	Yds./Att.	TD	TD%	Int.	Int.%	Long	Sack/Lost	Rating
Leaf	322	161	1883	.500	5.85	11	.034	18	.056	83t	31/155	56.2
Harbaugh	202	123	1416	.609	7.01	8	.040	10	.050	62t	14/96	74.6
Moreno	53	27	241	.509	4.55	0	.000	2	.038	26	8/51	47.8
Chaney	1	0	0	.000	0.00	0	.000	0	.000	0	0/0	39.6
Chargers	578	311	3540	.538	6.12	19	.033	30	.052	83t	53/302	61.8
Opponents	552	326	3786	.591	6.86	33	.060	16	.029	68t	39/249	87.7

Rushing	No.	Yds.	Avg.	Long	TD
Fletcher	116	384	3.3	21	3
Fazande	119	368	3.1	26	2
Chaney	42	141	3.4	14	2
Leaf	28	54	1.9	14	0
Conway	3	31	10.3	13	0
Bynum	7	26	3.7	9	0
Harbaugh	16	24	1.5	7	0
Moreno	5	20	4.0	13	0
McCrary	7	8	1.1	4	0
R. Jenkins	8	6	0.8	4	0
Chargers	351	1062	3.0	26	7
Opponents	470	1422	3.0	49	10

Receiving	No.	Yds.	Avg.	Long	TD
F. Jones	71	766	1.8	44	5
J. Graham	55	907	16.5	83t	4
Conway	53	712	13.4	68t	5
Fletcher	48	355	7.4	26	1
R. Jones	22	253	11.5	34	0
McCrary	18	141	7.8	19	2
Fazande	16	104	6.5	17	0
Gaylor	13	182	14.0	62t	1
Heiden	6	32	5.3	10	1
Ricks TM	3	35	11.7	23	0
Bynum	2	13	6.5	7	0
Jacquet	1	25	25.0	25	0
Davis	1	8	8.0	8	0
Chaney	1	6	6.0	6	0
R. Jenkins	1	1	1.0	1	0
Chargers	311	3540	11.4	83t	19
Opponents	326	3786	11.6	68t	33

Interceptions	No.	Yds.	Avg.	Long	TD
Harrison	6	97	16.2	63t	1
Seau	2	2	1.0	2	0
Turner	1	75	75.0	75t	1
Dumas	1	56	56.0	56t	1
Dixon	1	36	36.0	36t	1
Ruff	1	18	18.0	18	0
D. Jenkins	1	16	16.0	16	0
Beckett	1	7	7.0	7	0
Lewis	1	6	6.0	3	0
Brown	1	0	0.0	0	0
Chargers	16	313	19.6	75t	4
Opponents	30	515	17.2	69t	3

Punting	No.	Yds.	Avg.	Net	TB	I-20	B
Bennett	92	4248	46.2	36.2	10	23	66
Chargers	92	4248	46.2	36.2	10	23	66
Opponents	91	3780	41.5	36.4	10	32	68

Punt Returns	Ret.	FC	Yds.	Avg.	Lg.	TD
Jacquet TM	30	8	211	7.0	35	0
R. Jones	9	3	53	5.9	17	0
J. Graham	3	6	7	2.3	7	0
Dumas	1	0	1	1.0	1	0
D. Jenkins	1	0	0	0.0	0	0
Chargers	44	17	272	6.2	35	0
Opponents	51	10	722	14.2	64t	1

Kickoff Returns	Ret.	Yds.	Avg.	Long	TD
R. Jenkins	67	1531	22.9	93t	1
Bynum	13	242	18.6	39	0
D. Graham	1	0	0.0	0	0
Jacox	1	8	8.0	8	0
R. Jones	1	11	11.0	11	0
Chargers	83	1792	21.6	93t	1
Opponents	61	1471	24.1	98t	1

Field Goals	1-19	20-29	30-39	40-49	50+
Carney	1/1	3/3	5/7	7/10	2/4
Chargers	1/1	3/3	5/7	7/10	2/4
Opponents	1/1	13/13	10/11	4/7	2/2
Carney (1) (42G,49G) (54G,51N) (41G,28G,24G,45G) (37G,49N) (34N) (36G) (40B) (51N,19G,41G,28G) (43N) (41G,31G,33G) (52G) (34G) (47G) (37B) (1)					

Defensive Tackles (solo-ast-total-pd-ff-trl): Harrison 101-26-127-17-1-0, Seau 103-19-122-11-1-0, Dumas 64-11-75-6-0-0, Ruff 54-14-68-5-0-1, Parrella 54-11-65-6-1-0, Dixon 53-9-62-6-0-1, D. Jenkins 50-5-55-5-0-0, Williams 46-7-53-1-0-0, Beckett 28-11-39-2-0-0, Brown 28-7-35-10-0-0, Mickell 34-1-35-1-2-0, Lewis 28-2-30-4-1-1, Fontenot 21-4-25-1-1-0, Dingle 15-1-16-2-0-0, Darden 13-2-15-0-0-0, Mohring 9-2-11-0-0-0, Carson 9-0-9-0-0-0, Turner 8-0-8-1-0-0, Tovar 5-2-7-0-0-0, Smith 5-1-6-1-0-0, Rusk 5-0-5-0-0-0, Denton 3-0-3-1-0-0, Hatcher 3-0-3-0-0-0, Taylor 3-0-3-0-0-0, Carson 2-0-2-0-0-0, Simpson 2-0-2-0-0-0-1, Harvey 1-0-1-0-0-0, Humphrey 1-0-1-0-0-0

1999 FINAL STATISTICS

(8-8 Overall) Third AFC West - Mike Riley
Home (4-4); Away (4-4)

Date	W/L	Score	Opponent	Att.
09/19	W	34-7	at Cincinnati	47,660
09/26	L	19-27	Indianapolis †	56,942
10/03	W	21-14	Kansas City †	58,099
10/10	W	20-10	at Detroit	61,481
10/17	W	13-10	Seattle †	59,432
10/24	L	3-31	Green Bay †	68,274
10/31	L	0-34	at Kansas City	78,473
11/07	L	17-33	Denver †	61,204
11/14	L	9-28	at Oakland	43,353
11/21	L	20-23 OT	Chicago †	56,055
11/28	L	27-35	at Minnesota	64,232
12/05	W	23-10	Cleveland †	53,147
12/12	W	19-16	at Seattle	66,318
12/19	L	9-12	at Miami	73,765
12/26	W	23-20	Oakland †	63,846
01/02	W	12-6	at Denver	69,278

Team Statistics		Chargers	Opponents
TOTAL FIRST DOWNS			
Rushing		262	279
Passing		69	77
Penalty		171	181
		22	21
Third Down: Made/Att.		89/242	84/229
Third Down Pct.		.368	.367
Fourth Down: Made/Att.		6/14	6/11
Fourth Down Pct.		.429	.545
TOTAL NET YARDS			
Avg. Per Game		4589	4905
Total Plays		286.8	306.6
		1039	1022
Avg. Per Play		4.4	4.8
NET YARDS RUSHING			
Avg. Per Game		1246	1321
Total Rushes		77.9	82.6
		410	432
NET YARDS PASSING			
Avg. Per Game		3343	3584
		208.9	224.0
Sacked/Yards Lost		46/284	41/263
Gross Yards		3627	3847
Attempts/Completions		583/332	549/315
Completion Pct.		.569	.574
Had Intercepted		24	15
PUNTS/AVERAGE			
		89/43.9	85/40.5
NET PUNTING AVG.		38.7	35.2
PENALTIES/YARDS		104/823	117/909
FUMBLES/BALL LOST		29/11	30/12
TOUCHDOWNS			
Rushing		10	8
Passing		12	24
Returns		3	2
TIME OF POSSESSION			
		30:00	30:00

Score by Quarters	Q1	Q2	Q3	Q4	OT	PTS.
Chargers	40	112	46	71	0	269
Opponents	91	80	93	49	3	316

Scoring	TD	RU	PA	RT	PAT	FG	S	PTS.
Carney	0	0	0	0	22/23	31/36	0	115
Means	5	4	1	0	0/0	0/0	0	30
Stephens	4	3	1	0	0/0	0/0	0	24
Bynum	3	1	2	0	0/0	0/0	0	18
Fazande	2	2	0	0	0/0	0/0	0	12
J. Graham	2	0	2	0	0/0	0/0	0	12
F. Jones	2	0	2	0	0/0	0/0	0	12
Lewis	2	0	0	2	0/0	0/0	0	12
Davis	1	0	1	0	0/0	0/0	0	6
Dixon	1	0	0	1	0/0	0/0	0	6
C. Jones	1	0	1	0	0/0	0/0	0	6
McCrary	1	0	1	0	0/0	0/0	0	6
Penn	1	0	1	0	0/0	0/0	0	6
Ricks	0	0	0	0	0/0	0/0	0	2
Chargers	25	10	12	3	22/23	31/36	1	269
Opponents	34	8	24	2	34/34	26/38	0	316

2-Pt. Conversions: Ricks, Chargers 1-2, Opponents 0-0

Sacks: Johnson 10.5, Parrella 5.5, Fonteno 5.0, Dixon 4.0, Hand 4.0, Seu 3.5, Dumas 2.0, Mohring 2.0, Bush 1.0, Harrison 1.0, Simien 1.0, Williams 1.0, Harden 0.5, Chargers 41.0, Opponents 46.0

Special Teams Tackles (solo-ast-total): McCrary 15-0-15, Rusk 13-0-13, Ruff 11-1-12, Hamilton 8-2-10, Turner 9-0-9, Davis 6-3-9, Bynum 7-0-7, Reeves 5-1-6, Dixon 4-0-4, Stephens 4-0-4, Shaw 3-1-4, Perry 3-0-3, Binn 2-0-2, Carney 2-0-2, Fletcher 2-0-2, Heiden 2-0-2, Reed 2-0-2, Jackson 1-1-2, Bennett 1-0-1, Brown 1-0-1, Harrison 1-0-1, Penn 1-0-1, Simien 1-0-1, Spencer 1-0-1

Passing	Att.	Yds.	Comp.	Yds./Att.	TD	TD%	Int.	Int.%	Long	Sack/Lost	Rating	
Harbaugh	434	249	2761	.574	6.36	10	0.23	14	0.32	80t	37/208	70.6
Kramer	141	78	788	.553	5.59	2	0.14	10	0.71	41	7/62	46.6
Moreno	7	5	78	.714	11.14	0	0.000	0	.000	45	1/3	108.0
Ricks	1	0	0	.000	0.00	0	0.000	0	.000	0	0/0	39.6
Reed	0	0	0	.000	0.00	0	0.000	0	.000	0	1/11	0.0
Chargers	583	332	3627	.569	6.22	12	.021	24	.041	80t	46/284	65.2
Opponents	549	315	3847	.574	7.01	24	.044	15	.027	81t	41/263	82.3

Rushing	No.	Yds.	Avg.	Long	TD
Fazande	91	365	4.0	54	2
Bynum	92	287	3.1	25	1
Means	112	277	2.5	15	4
Fletcher	48	126	2.6	16	0
Harbaugh	34	126	3.7	16	0
Stephens	24	61	2.5	9	3
Ricks	2	11	5.5	7	0
Kramer	5	1	0.2	3	0
Bennett	1	0	0.0	0	0
C. Jones	1	-8	-8.0	-8	0
Chargers	410	1246	3.0	54	10
Opponents	432	1321	3.1	26	8

Receiving	No.	Yds.	Avg.	Long	TD
J. Graham	57	968	17.0	54	2
F. Jones	56	670	12.0	36	2
Fletcher	45	360	8.0	25	0
Ricks	40	429	10.7	50	0
McCrary	37	201	5.4	38	1
Stephens	18	133	7.4	22	1
Penn	17	257	15.1	43	1
Bynum	16	209	13.1	80t	2
Davis	12	137	11.4	46	1
C. Jones	10	90	9.0	44t	1
Means	9	51	5.7	12t	1
Still TM	8	96	12.0	28	0
Pupunu	4	17	4.3	11	0
Seau	2	8	4.0	6	0
Reed	1	1	1.0	1	0
Chargers	332	3627	10.9	80t	12
Opponents	315	3847	12.2	81t	24

Interceptions	No.	Yds.	Avg.	Long	TD
Lewis	4	9	2.3	5	0
Spencer	4	1	0.3	1	0
Dumas	2	92	46.0	68	0
Dimry	2	1	0.5	1	0
Seau	1	16	16.0	16	0
Simien	1	4	4.0	4	0
Harrison	1	0	0.0	0	0
Chargers	15	123	8.2	68	0
Opponents	24	196	8.2	38	1

Punting	No.	Yds.	Avg.	Net	TB	I-20	Lg.	B
Bennett	89	3910	43.9	38.7	6	32	60	0
Chargers	89	3910	43.9	38.7	6	32	60	0
Opponents	85	3439	40.5	35.2	8	22	64	2

Punt Returns	Ret.	FC	Yds.	Avg.	Lg.	TD
Penn	21	19	148	7.0	18	0
C. Jones	9	6	93	10.3	33	0
Reed	3	0	49	16.3	21	0
Turner	1	0	0	0.0	0	0
Chargers	34	25	290	8.5	33	0
Opponents	41	21	343	8.4	28	0

Kickoff Returns	Ret.	Yds.	Avg.	Long	TD
Bynum	37	781	21.1	37	0
Stephens	18	335	18.6	28	0
Fletcher	7	112	16.0	22	0
Reed	5	72	14.4	21	0
McCrary	1	4	4.0	4	0
Still	1	0	0.0	0	0
Chargers	69	1312	19.0	37	0
Opponents	67	1550	23.1	49	0

Field Goals	1-19	20-29	30-39	40-49	50+
Carney	2/2	13/13	6/8	9/12	1/1
Chargers	2/2	13/13	6/8	9/12	1/1
Opponents	0/0	7/7	9/13	7/12	3/6

Carney (27G,23G,21G,42G) (50G) (I) (33G,24G,47N) (42N,28G,41G) (28G) (I) (46G) (39G) (28G,38B,28G) (40G,40G) (44G,19G,30G) (33G,42G,28G,41G) (23G,22G,31G,36N) (48G,19G,37G) (25G,28G,46N)

Defensive Tackles (solo-ast-total-pd-ff-rf): Seu 75-24-99-9-1-1, Dumas 60-21-81-7-0-0, Hand 41-14-55-3-0-0, Hand 41-14-55-3-0-0, Jackson 1-2-9-51-5-0-1, Spencer 40-8-48-16-0-0, Bush 40-4-44-2-0-1, Lewis 36-5-41-12-0-2, Johnson 33-8-41-0-5-1, Harrison 30-11-41-8-1-0, Hill 26-13-39-0-1-0, Fonteno 26-8-34-0-0-1, Dimry 32-1-33-7-0-0, Dixon 25-8-33-3-1-1, Brown 29-3-21-8-0-0, Perry 21-5-26-0-0-1, Williams 22-4-26-2-0-0, Shaw 21-3-24-3-0-0, Mohring 13-1-14-0-0-0, Simien 7-1-8-1-0-1, Turner 6-2-8-0-0-0, Hamilton 5-3-8-1-0-0, Ruff 5-2-7-1-0-0, Mims 5-1-6-0-0-0, Rusk 4-1-5-1-0-0, Harden 0-1-1-0-0-0

1998 FINAL STATISTICS

(5-11 Overall) Fifth AFC West - Kevin Gilbride (2-4);
Home (4-4); Away (1-7)
June Jones (3-7)

Date	W/L	Score	Opponent	Att.
09/06	W	16-14	Buffalo †	64,037
09/13	W	13-7	at Tennessee	41,089
09/20	L	7-23	at Kansas City	73,730
09/27	L	16-34	New York Giants	55,672
10/04	L	12-17	at Indianapolis	51,988
10/11	L	6-7	at Oakland	42,467
10/18	W	13-10	Philadelphia †	56,967
10/25	L	20-27	Seattle †	58,512
11/08	L	10-27	at Denver	74,925
11/15	W	14-13	Baltimore †	54,388
11/22	W	38-37	Kansas City †	59,894
11/29	L	16-31	Denver †	66,532
12/06	L	20-24	at Washington	65,713
12/13	L	17-38	at Seattle	62,690
12/20	L	10-17	Oakland †	60,716
12/27	L	13-16	at Arizona	71,670

Team Statistics	Chargers	Opponents
TOTAL FIRST DOWNS	272	256
Rushing	95	72
Passing	146	149
Penalty	31	35
Third Down: Made/Att.	78/237	68/227
Third Down Pct.	.329	.300
Fourth Down: Made/Att.	8/17	6/13
Fourth Down Pct.	.471	.462
TOTAL NET YARDS	4592	4208
Avg. Per Game	287.0	263.0
Total Plays	1063	991
Avg. Per Play	4.3	4.2
NET YARDS RUSHING	1728	1140
Avg. Per Game	108.0	71.3
Total Rushes	460	422
NET YARDS PASSING	2864	3068
Avg. Per Game	179.0	191.8
Sacked/Yards Lost	37/251	39/246
Gross Yards	3115	3314
Attempts/Completions	566/261	530/271
Completion Pct.	.461	.511
Had Intercepted	34	20
PUNTS/AVERAGE	95/43.9	103/44.1
NET PUNTING AVG.	36.8	36.0
PENALTIES/YARDS	137/1229	120/1005
FUMBLES/BALL LOST	33/17	21/7
TOUCHDOWNS	23	38
Rushing	11	12
Passing	11	21
Returns	1	5
TIME OF POSSESSION	31:17	28:44

Score by Quarters	Q1	Q2	Q3	Q4	OT	PTS.
Chargers	39	66	58	78	0	241
Opponents	94	101	71	76	0	342

Scoring	TD	RU	PA	RT	PAT	FG	S	PTS.
Carney	0	0	0	19/19	26/30	0	0	97
Fletcher	5	5	0	0/0	0/0	0	0	30
Means	5	5	0	0/0	0/0	0	0	30
F. Jones	3	0	3	0/0	0/0	0	0	20
C. Jones	3	0	3	0/0	0/0	0	0	18
Ricks	2	0	2	0/0	0/0	0	0	12
Still	2	0	2	0/0	0/0	0	0	12
Stephens	1	1	0	0/0	0/0	0	0	6
Thelwell	1	0	1	0/0	0/0	0	0	6
J. Williams	1	0	0	1	0/0	0/0	0	6
Whelihan	0	0	0	0	0/0	0	0	2
Chargers	23	11	11	1	19/19	26/30	1	241
Opponents	38	12	21	5	37/37	25/34	0	342

2-Pt. Conversions: F. Jones, Whelihan, **Chargers 2-4**, Opponents 1-1

Sacks: Hand 6.0, Johnson 5.5, Harrison 4.0, Coleman 3.5, Seau 3.5, Fuller 3.0, Dixon 2.5, Mims 2.0, Parella 1.5, Bush 1.0, Dumas 1.0, Mohring 1.0, Tovar 1.0, Turner 1.0, Gouveia 0.5, **Chargers 39.0**, Opponents 37.0

Special Teams Tackles (solo-ast-total): Tovar 10-1-11, Turner 10-0-10, Dixon 7-0-7, Hamilton 7-0-7, Spencer 7-0-7, Burgess 5-2-7, Fletcher 6-0-6, Lee 5-1-6, Shaw 5-0-5, Stephens 5-0-5, Dodge 4-1-5, Bennett 4-0-4, Clark 4-0-4, G. Williams 4-0-4, Binn 3-0-3, Harrison 2-1-3, Mohring 2-1-3, Jackson 2-0-2, Rachel 2-0-2, Bynum 1-0-1, Carney 1-0-1, Davis 1-0-1, Gaiter 1-0-1, Haskins 1-0-1, Mohring 1-0-1

Passing	Att.	Comp.	Yds.	Comp.%	Yds./Att.
Whelihan	320	149	1803	.466	5.63
Leaf	245	111	1289	.453	5.26
Fletcher	1	1	23	100.0	23.00
Chargers	566	261	3115	.461	5.50
Opponents	530	271	3314	.511	6.25

Rushing	No.	Yds.	Avg.	Long	TD
Means	212	883	4.2	72t	5
Fletcher	153	543	3.5	21	5
Stephens	35	122	3.5	12	1
Leaf	27	80	3.0	20	0
C. Jones	4	39	9.8	14	0
Whelihan	18	38	2.1	13	0
Bynum	11	23	2.1	14	0
Chargers	460	1728	3.8	72t	11
Opponents	422	1140	2.7	25	12

Receiving	No.	Yds.	Avg.	Long	TD
F. Jones	57	602	10.6	28	3
C. Jones	49	659	15.2	56	3
Still	43	605	14.1	67	2
Ricks	30	450	15.0	39t	2
Fletcher	30	188	6.3	22	0
Thelwell	16	268	16.8	55	1
Means	16	91	5.7	22	0
Slaughter	8	93	11.6	31	0
Bynum	4	27	6.8	12	0
W. Davis	4	23	5.8	8	0
Burke	3	32	10.7	17	0
Hartley	2	28	14.0	17	0
Stephens	2	9	4.5	5	0
Chargers	261	3115	11.9	67	11
Opponents	271	3314	12.2	81t	21

Interceptions	No.	Yds.	Avg.	Long	TD
G. Jackson	6	50	8.3	25	0
Harrison	3	42	14.0	21	0
Dimry	3	38	12.7	30	0
Hand	2	47	23.5	30	0
Shaw	2	0	0.0	0	0
J. Williams	1	14	14.0	14t	1
Harper	1	12	12.0	12	0
Spencer	1	0	0.0	0	0
Turner	1	0	0.0	0	0
Chargers	20	203	10.2	30	1
Opponents	34	512	15.1	43t	2

Punting	No.	Yds.	Avg.	Net	TB	I-20	Lg.	B
Bennett	95	4174	43.9	36.8	8	27	65	0
Chargers	95	4174	43.9	36.8	8	27	65	0
Opponents	103	4546	44.1	36.0	15	24	63	0

Punt Returns	Ret.	FC	Yds.	Avg.	Lg.	TD
Rachal	32	8	387	12.1	56	0
Gaiter TM	13	6	155	11.9	49	0
Chargers	45	14	542	12.0	56	0
Opponents	49	18	515	10.5	74t	1

Kickoff Returns	Ret.	Yds.	Avg.	Long	TD
Bynum	19	345	18.2	30	0
Gaiter TM	16	295	18.4	33	0
Stephens	16	349	21.8	36	0
Rachal	11	192	17.5	25	0
Fletcher	3	71	23.7	36	0
C. Jones	2	25	12.5	17	0
Burke	1	5	5.0	5	0
Hartley	1	11	11.0	11	0
Jacox	1	0	0.0	0	0
Chargers	70	1293	18.5	36	0
Opponents	54	1484	27.5	101t	1

Field Goals	1-19	20-29	30-39	40-49	50+
Carney	0/0	11/12	5/5	8/10	2/3
Chargers	0/0	11/12	5/5	8/10	2/3
Opponents	1/1	5/6	10/12	6/11	3/4
Carney (48G,47G,54G)	(48G,23G,51G)	()	(41G,46G,34G)	(50G,47N,25G)	(39G,48G)
(23G,26G)	(21G,45G)	()	()	(31G)	(27G)
(32G,27G,41G,20N,25G)	(21G)	(46N,28G)	(31G,26G)		

Defensive Tackles (solo-ast-total-pd-ff-fr): Seau 92-23-115-7-1-2, Harrison 89-25-114-10-1-0, Dimry 59-4-63-20-0-0, Jackson 50-9-59-9-0-0, Coleman 46-5-51-0-0-2, Hand 42-7-49-8-1-0, Gouveia 32-12-44-2-0-0, Shaw 35-5-40-10-0-0, Parella 30-7-37-3-0-1, Dixon 26-8-34-1-0-0, Spencer 29-0-29-8-0-0, Tovar 22-6-28-0-0-0, Johnson 21-6-27-1-1-0, Fuller 18-4-22-4-0-0, Bush 12-6-18-2-1-0, Dumas 8-3-11-1-0-0, G. Williams 7-1-8-0-0-1, Harper 5-3-8-2-0-0, Turner 7-0-7-1-1-0, Mims 3-3-6-1-0-0, J. Williams 5-1-6-1-0-0, Mohring 2-1-3-0-0-0, Burgess 1-1-2-0-0-0, Clark 1-0-1-0-0-0, Hamilton 1-0-1-0-0-0, Stephens 1-0-1-0-0-0

1997 FINAL STATISTICS

(4-12 Overall) Fifth AFC West - Kevin Gilbride
Home (2-6); Away (2-6)

Date	W/L	Score	Opponent	Att.
08/31	L	7-41	at New England	60,190
09/07	W	20-6	at New Orleans	65,760
09/14	L	7-26	Carolina	63,149
09/21	L	22-26	at Seattle	51,110
09/28	W	21-17	Baltimore	54,094
10/05	W	25-10	at Oakland	43,648
10/16	L	3-31	at Kansas City	77,196
10/26	W	35-19	Indianapolis †	63,177
11/02	L	31-38	at Cincinnati	53,754
11/09	L	31-37	Seattle †	64,616
11/16	L	13-38	Oakland †	65,714
11/23	L	10-17	at San Francisco	61,195
11/30	L	28-38	Denver †	54,245
12/07	L	3-14	Atlanta †	46,317
12/14	L	7-29	Kansas City	54,594
12/21	L	3-38	at Denver	69,632

Team Statistics		Chargers	Opponents
TOTAL FIRST DOWNS			
Rushing		251	308
Passing		70	92
Penalty		160	181
Third Down: Made/Att.		21	35
Third Down Pct.		78/237	85/221
Fourth Down: Made/Att.		.329	.385
Fourth Down Pct.		8/21	7/18
TOTAL NET YARDS			
Avg. Per Game		381	389
Total Plays		4505	5166
Avg. Per Play		281.6	322.9
NET YARDS RUSHING		1025	1048
Avg. Per Game		4.4	4.9
Total Rushes		1416	1698
Avg. Per Game		88.5	106.1
NET YARDS PASSING		409	453
Avg. Per Game		3089	3468
Sacked/Yards Lost		193.1	216.8
Gross Yards		51/386	27/164
Attempts/Completions		3475	3632
Completion Pct.		565/291	568/297
Had Intercepted		.515	.523
PUNTS/AVERAGE		21	15
NET PUNTING AVG.		90/44.1	85/43.6
PENALTIES/YARDS		37.7	35.4
FUMBLES/BALL LOST		129/1101	101/784
TOUCHDOWNS		30/14	21/11
Rushing		27	50
Passing		5	12
Returns		12	31
TIME OF POSSESSION		10	7
		29:22	30:38

Score by Quarters	Q1	Q2	Q3	Q4	OT	PTS.
Chargers	61	71	71	63	0	266
Opponents	64	170	98	93	0	425

Scoring	TD	RU	PA	RT	PAT	FG	S	PTS.
G. Davis TM	0	0	0	0	21/22	19/24	0	78
Martin	6	0	6	0	0/0	0/0	0	36
Metcalf	5	0	2	3	0/0	0/0	0	30
Carney	0	0	0	5/5	7/7	0/0	0	26
Brown	4	4	0	0	0/0	0/0	0	24
Harrison	3	0	3	0/0	0/0	0/0	0	18
Bradford	2	0	2	0/0	0/0	0/0	0	12
Jackson	2	0	2	0/0	0/0	0/0	0	12
F. Jones	2	0	2	0/0	0/0	0/0	0	12
Hartley	1	0	1	0/0	0/0	0/0	0	6
C. Jones	1	0	1	0/0	0/0	0/0	0	6
Pegram TM	1	1	0	0/0	0/0	0/0	0	6
Chargers	27	5	12	10	26/27	26/31	0	266
Opponents	50	12	31	7	46/46	25/26	1	425

2-Pt. Conversions: Chargers 0-0, Opponents 1-4

Sacks: Seau 7.0, Harrison 4.0, Parrella 3.5, Fuller 3.0, Lee 3.0, Johnson 2.5, Coleman 2.0, Dumas 1.0, Hand 1.0, Chargers 27.0, Opponents 51.0

Special Teams Tackles (solo-st-total): Rachal 14-0-14, Burgess 9-0-9, Craver 8-1-9, Jackson 8-0-8, Bradford 6-1-7, Sapp 6-1-7, Fletcher 6-0-6, Montreuil 4-0-4, Jones 3-1-4, Swift 3-1-4, Williams 2-1-3, Binn 2-0-2, Carney 2-0-2, Davis 2-0-2, Dumas 2-0-2, Hamilton 2-0-2, James 2-0-2, Brew 1-0-1, Bush 1-0-1, Bynum 1-0-1, Chancey 1-0-1, Harrison 1-0-1, Hendrix 1-0-1, Pegram 1-0-1, Seau 1-0-1, Bennett 0-1-1

Passing	Att.	Comp.	Yds.	Comp. %	Yds./Att.	TD	TD%	Int.	Int. %	Long	Sack/Lost	Rating
Whelihan	237	118	1357	.498	5.73	6	.025	10	.042	61t	21/168	58.3
Humphries	225	121	1488	.538	6.61	5	.022	6	.027	72t	18/144	70.8
Everett	75	36	457	.480	6.09	1	.013	4	.053	62	4/30	49.7
Philcox	28	16	173	.571	6.18	0	.000	1	.036	29	8/44	60.6
Chargers	565	291	3475	.515	6.15	12	.021	21	.037	72t	51/386	62.2
Opponents	568	297	3632	.523	6.39	31	.055	15	.026	70t	27/164	79.5

Rushing	No.	Yds.	Avg.	Long	TD
Brown	253	945	3.7	32	4
Fletcher	51	161	3.2	13	0
Bynum	30	97	3.2	19	0
Craver	20	71	3.6	22	0
C. Jones	4	42	10.5	17	0
Whelihan	13	29	2.2	7	0
Humphries	13	24	1.8	11	0
Pegram TM	9	23	2.6	6t	1
Gardner	7	20	2.9	5	0
Everett	5	6	1.2	6	0
Philcox	1	3	3.0	3	0
Metcalf	3	-5	-1.7	2	5
Chargers	409	1416	3.5	32	5
Opponents	453	1698	3.7	71t	12

Receiving	No.	Yds.	Avg.	Long	TD
Martin	63	904	14.3	72t	6
F. Jones	41	505	12.3	62	2
Metcalf	40	576	14.4	62	2
Fletcher	39	292	7.5	25	0
C. Jones	32	423	13.2	44t	1
Still	24	324	13.5	39	0
Brown	21	137	6.5	27	0
Hartley	19	246	12.9	35	1
Craver	4	26	6.5	20	0
Gardner	2	10	5.0	8	0
Pegram TM	2	7	3.5	4	0
Bynum	2	4	2.0	3	0
Mitchell	1	14	14.0	14	0
Pupunu TM	1	7	7.0	7	0
Chargers	291	3475	11.9	72t	12
Opponents	297	3632	12.2	70t	31

Interceptions	No.	Yds.	Avg.	Long	TD
Harrison	2	75	37.5	75t	1
Bradford	2	56	28.0	56t	1
Harper	2	43	21.5	43	0
Jackson	2	37	18.5	36t	1
Seau	2	33	16.5	26	0
Shaw	1	11	11.0	11	0
Coleman	1	2	2.0	2	0
Dumas	1	0	0.0	0	0
Fuller	1	0	0.0	0	0
Gouveia	1	0	0.0	0	0
Chargers	15	257	17.1	75t	3
Opponents	21	387	18.4	87t	3

Punting	No.	Yds.	Avg.	Net	TB	I-20	Lg.	B
Bennett	89	3972	44.6	37.7	8	26	66	6
Chargers	90	3972	44.1	37.7	8	26	66	0
Opponents	85	3702	43.6	35.4	10	27	72	0

Punt Returns	Ret.	FC	Yds.	Avg.	Lg.	TD
Metcalf	45	8	489	10.9	85t	3
Harrison	1	0	0	0.0	0	0
Jackson	1	0	0	0.0	0	0
Chargers	47	8	489	10.4	85t	3
Opponents	39	20	416	10.7	35	0

Kickoff Returns	Ret.	Yds.	Avg.	Long	TD
Bynum	38	814	21.4	57	0
Metcalf	16	355	22.2	63	0
Rachal	15	336	22.4	30	0
Craver	3	68	22.7	27	0
Bordelon	2	0	0.0	0	0
Harrison	1	40	40.0	40t	1
Chargers	75	1613	21.5	63	1
Opponents	63	1517	24.1	99t	1

Field Goals	1-19	20-29	30-39	40-49	50+
G. Davis TM	0/0	4/5	10/10	5/9	0/0
Carney	0/0	3/3	2/2	2/2	0/0
Chargers	0/0	7/8	12/12	7/11	0/0
Opponents	0/0	13/13	7/8	5/5	0/0

Defensive Tackles (solo-st-total-pd-ff-fr): Harrison 96-36-132-81-2, Seau 84-13-97-6-1-2, Dumas 78-15-93-6-1-1, Shaw 66-5-71-22-0-0, Bush 51-5-56-3-0-0, Coleman 41-7-48-1-0-0, Harper 38-5-43-12-0-1, Parrella 32-7-39-3-0-1, Sapp 24-8-32-2-0-0, Lee 28-3-31-0-0-0, Fuller 24-5-29-3-0-0, Gouveia 21-6-27-1-0-0, Bradford 21-1-22-7-1-0, Hand 16-3-19-0-0-0, Johnson 16-3-19-1-0-0, Swift 13-2-15-0-0-0, Burgess 13-1-14-1-0-0, Montreuil 11-3-14-1-0-0, Jackson 12-1-13-3-0-0, James 5-2-7-0-0-0, Williams 4-0-4-0-0-0, Mohring 2-0-2-0-0-0, Brew 0-2-2-0-0-0, Fletcher 1-0-1-0-0-0, Hamilton 1-0-1-0-0-0, Tuinei 0-1-1-0-0-0

1996 FINAL STATISTICS

[8-8 Overall] Third AFC West - Bobby Ross
Home (5-3); Away (3-5)

Date	W/L	Score	Opponent	Att.
09/01	W	29-7	Seattle †	58,780
09/08	W	27-14	Cincinnati †	55,880
09/15	L	10-42	at Green Bay	60,584
09/22	W	40-34	at Oakland	49,097
09/29	W	22-19	Kansas City †	59,384
10/06	L	17-28	at Denver	75,058
10/21	L	14-23	Oakland †	62,350
10/27	L	13-32	at Seattle	38,143
11/03	W	26-19	at Indianapolis	58,484
11/11	W	27-21	Detroit †	60,425
11/17	L	17-25	Tampa Bay †	57,526
11/24	W	28-14	at Kansas City	69,472
12/01	L	7-45	New England †	59,209
12/08	L	3-16	at Pittsburgh	56,368
12/14	L	14-27	at Chicago	49,763
12/22	W	16-10	Denver †	46,801

Team Statistics	Chargers	Opponents
TOTAL FIRST DOWNS	272	321
Rushing	80	92
Passing	168	199
Penalty	24	30
Third Down: Made/Att.	78/230	102/243
Third Down Pct.	.339	.42
Fourth Down: Made/Att.	9/16	9/19
Fourth Down Pct.	.563	.474
TOTAL NET YARDS	4670	5421
Avg. Per Game	291.9	338.8
Total Plays	1022	1100
Avg. Per Play	4.6	4.9
NET YARDS RUSHING	1312	1755
Avg. Per Game	82.0	109.7
Total Rushes	412	431
NET YARDS PASSING	3358	3666
Avg. Per Game	209.9	229.1
Sacked/Yards Lost	33/296	33/201
Gross Yards	3654	3867
Attempts/Completions	577/314	636/369
Completion Pct.	.544	.580
Had Intercepted	21	22
PUNTS/AVERAGE	87/45.6	71/44.3
NET PUNTING AVG.	37.2	34.2
PENALTIES/YARDS	110/969	115/991
FUMBLE/BALL LOST	30/11	29/14
TOUCHDOWNS	32	43
Rushing	7	10
Passing	23	28
Returns	2	5
TIME OF POSSESSION	27:35	32:25

Score by Quarters	Q1	Q2	Q3	Q4	OT	PTS.
Chargers	113	79	45	73	0	310
Opponents	71	125	71	109	0	376

Scoring	TD	RU	PA	RT	PAT	FG	S	PTS.
Carney	0	0	0	0	31/31	29/36	0	118
Martin	14	0	14	0	0/0	0/0	0	84
Russell	7	7	0	0	0/0	0/0	0	42
Jones	4	0	4	0	0/0	0/0	0	24
A. Coleman	2	0	2	0	0/0	0/0	0	12
Fletcher	2	0	2	0	0/0	0/0	0	12
Clark	1	0	0	1	0/0	0/0	0	6
Da. Gordon	1	0	0	1	0/0	0/0	0	6
Pupunu	1	0	1	0	0/0	0/0	0	6
Chargers	32	7	23	2	31/31	29/36	0	310
Opponents	43	10	28	5	40/40	26/33	0	376

2-Pt. Conversions: Chargers 0-1, Opponents 0-3

Sacks: Seau 7.0, Mims 6.0, M. Coleman 4.0, R. Davis 3.0, Johnson 3.0, Da. Gordon 2.0, Parella 2.0, Bush 1.0, Edwards 1.0, Gouveia 1.0, Harrison 1.0, Lee 1.0, Chargers 33.0, Opponents 33.0

Special Teams Tackles (solo-ast-total): Montreuil 14-2-16, Castle 9-2-11, Fletcher 8-2-10, Hendrix 8-1-9, Clark 7-2-9, Da. Gordon 6-0-8, Sapp 7-1-8, Bush 7-0-7, Young 6-1-7, Dw. Gordon 4-2-6, Ale 4-0-4, Ross 4-0-4, Shaw 4-0-4, Carney 2-0-2, Cummings 2-0-2, Roche 1-1-2, Bennett 1-0-1, Bradley 1-0-1, Coleman 1-0-1, Edwards 1-0-1, May 1-0-1, Harrison 0-1-1

Passing	Att.	Comp.	Yds.	Comp.%	Yds./Att.
Humphries	416	232	2670	.558	6.42
Salisbury	161	82	984	.509	6.11
Chargers	577	314	3654	.544	6.33
Opponents	636	369	3867	.580	6.08

Rushing	No.	Yds.	Avg.	Long	TD
Russell	219	713	3.3	21	7
Fletcher	77	282	3.7	19	0
Hayden	55	166	3.0	13	0
Bradley	32	109	3.4	17	0
Humphries	21	28	1.3	7	0
Salisbury	6	14	2.3	11	0
A. Coleman	2	0	0.0	0	0
Chargers	412	1312	3.2	21	7
Opponents	431	1755	4.1	77	10

Receiving	No.	Yds.	Avg.	Long	TD
Martin	85	1171	13.8	55	14
Fletcher	61	476	7.8	41	2
Jones	41	524	12.8	63t	4
A. Coleman	36	486	13.5	50	2
Pupunu	24	271	11.3	41	1
May	19	188	9.9	39	0
Russell	13	180	13.8	35	0
Roche	13	111	8.5	19	0
Mitchell	10	57	5.7	25	0
Still	6	142	23.7	56	0
Ellison	3	15	5.0	6	0
Bradley	1	20	20.0	20	0
Hayden	1	10	10.0	10	0
Reeves	1	3	3.0	3	0
Chargers	314	3654	11.6	63t	23
Opponents	369	3867	10.5	60	28

Interceptions	No.	Yds.	Avg.	Long	TD
Harrison	5	56	11.2	29	0
Shaw	3	78	26.0	36	0
Gouveia	3	41	13.7	21	0
Clark	2	83	41.5	83t	1
Da. Gordon	2	55	27.5	55	0
Seau	2	18	9.0	10	0
Ross	2	7	3.5	7	0
Harper	1	0	0.0	0	0
Lee	1	-1	-1.0	-1	0
G. Young	1	-1	-1.0	-1	0
Chargers	22	336	15.3	83t	1
Opponents	21	320	15.2	90t	2

Punting	No.	Yds.	Avg.	Net	TB	I-20	Lg.	B
Bennett	87	3967	45.6	37.2	6	23	66	0
Chargers	87	3967	45.6	37.2	6	23	66	0
Opponents	71	3145	44.3	34.2	8	23	63	0

Punt Returns	Ret.	FC	Yds.	Avg.	Lg.	TD
Da. Gordon	36	13	537	14.9	81t	1
Jones	1	1	21	21.0	21	0
Still	1	0	1	1.0	1	0
Chargers	38	14	559	14.7	81t	1
Opponents	51	15	612	12.0	82	1

Kickoff Returns	Ret.	Yds.	Avg.	Long	TD
A. Coleman	55	1210	22.3	57	0
Still	4	113	28.3	37	0
Edwards	1	0	0.0	0	0
Harrison	1	10	10.0	10	0
Pupunu	1	15	15.0	15	0
Russell	1	10	10.0	10	0
Chargers	63	1358	21.6	57	0
Opponents	59	1497	25.4	66	0

Field Goals	1-19	20-29	30-39	40-49	50+
Carney	0/0	11/13	8/8	7/12	3/3
Chargers	0/0	11/13	8/8	7/12	3/3
Opponents	1/1	7/8	9/10	8/11	1/3

Carney (35G,53G,22G,50G,31G) (47G,43G) (43G,46N) (28G,39G,47N) (36G,38G,44G,39G,33G) (27G) (44N) (41G,43G) (28G,30G,47G,22G) (29G,20G,49N) (42G) (28G) (1) (25G) (48N,26N) (50G,21G,22G)

Defensive Tackles (solo-ast-total-pd-ff-fr): Seau 110-28-138-7-1-3, Harrison 105-20-125-14-1-1, Shaw 72-13-85-15-0-0, Gouveia 65-14-79-7-1-0, Ross 68-10-78-7-2-1, Bush 48-16-64-1-0-2, Da. Gordon 41-6-47-7-0-0, Clark 38-5-43-6-0-2, Coleman 34-8-42-0-1-0, Parella 30-7-37-1-0-0, Davis 24-6-30-2-0-1, Mims 19-9-28-0-2-2, Harper 17-2-19-3-0-0, Johnson 16-2-18-2-0-0, Lee 12-5-17-1-0-0, Young 7-5-12-2-0-0, Castle 7-4-11-2-0-0, Montreuil 6-0-6-0-0, Sapp 6-0-6-0-0-0, Dw. Gordon 5-1-6-0-0-0, Edwards 5-0-5-0-1-0, Hendrix 4-1-5-0-0-0

TD	TD%	Int.	Int. %	Long	Sack/Lost	Rating
18	.043	13	.031	63t	20/187	76.7
5	.031	8	.050	56	13/109	59.6
23	.040	21	.036	63t	33/296	71.9
28	.044	22	.035	60	33/201	76.0

1995 FINAL STATISTICS

(9-7 Overall) Second AFC West - Bobby Ross
Home (5-3); Away (4-4); Postseason (0-1)

Date	W/L	Score	Opponent	Att.
09/03	L	7-17	at Oakland	50,323
09/10	W	14-10	Seattle †	54,420
09/17	W	27-21	at Philadelphia	63,081
09/24	W	17-6	Denver †	58,987
10/01	L	16-31	at Pittsburgh	57,012
10/09	L	23-29 OT	at Kansas City	79,288
10/15	L	9-23	Dallas †	62,664
10/22	W	35-25	at Seattle	45,821
11/05	L	14-24	Miami †	61,996
11/12	L	7-22	Kansas City †	59,285
11/19	L	27-30	at Denver	74,681
11/27	W	12-6	Oakland †	60,607
12/03	W	31-13	Cleveland †	56,358
12/09	W	28-25	Arizona †	55,258
12/17	W	27-24	at Indianapolis	55,318
12/23	W	27-17	at New York Giants	50,243
AFC Wild Card Playoffs				
12/31	L	20-35	Indianapolis	61,182

Team Statistics	Chargers	Opponents
TOTAL FIRST DOWNS	314	313
Rushing	108	112
Passing	185	178
Penalty	21	23
Third Down: Made/Att.	95/222	90/214
Third Down Pct.	4.28	4.21
Fourth Down: Made/Att.	12/21	6/11
Fourth Down Pct.	5.71	5.45
TOTAL NET YARDS	5213	5074
Avg. Per Game	325.8	317.1
Total Plays	1051	1020
Avg. Per Play	5.0	5.0
NET YARDS RUSHING	1747	1691
Avg. Per Game	109.2	105.7
Total Rushes	479	441
NET YARDS PASSING	3466	3383
Avg. Per Game	216.6	211.4
Sacked/Yards Lost	32/240	36/222
Gross Yards	3706	3605
Attempts/Completions	540/318	543/321
Completion Pct.	.589	.591
Had Intercepted	18	17
PUNTS/AVERAGE	72/44.7	73/43.4
NET PUNTING AVG.	36.5	36.0
PENALTIES/YARDS	107/951	117/951
FUMBLES/BALL LOST	30/12	24/10
TOUCHDOWNS	37	35
Rushing	14	15
Passing	17	16
Returns	6	4
TIME OF POSSESSION	29:34	30:26

Score by Quarters	Q1	Q2	Q3	Q4	OT	PTS.
Chargers	49	102	69	101	0	321
Opponents	86	107	58	66	6	323

Scoring	TD	RU	PA	RT	PAT	FG	S	PTS.
Carney	0	0	0	0	32/33	21/26	0	95
Harmon	6	1	5	0	0/0	0/0	0	36
Martin	6	0	6	0	0/0	0/0	0	36
Means	5	5	0	0	0/0	0/0	0	30
Seay	3	0	3	0	0/0	0/0	0	20
Coleman	3	0	0	3	0/0	0/0	0	18
Culver	3	3	0	0	0/0	0/0	0	18
Hayden	3	3	0	0	0/0	0/0	0	18
Gayle	2	0	0	2	0/0	0/0	0	12
Jefferson	2	0	2	0	0/0	0/0	0	12
Fletcher	1	1	0	0	0/0	0/0	0	6
Humphries	1	1	0	0	0/0	0/0	0	6
Mitchell	1	0	1	0	0/0	0/0	0	6
Seau	1	0	0	1	0/0	0/0	0	6
R. Davis	0	0	0	0	0/0	0/0	1	2
Chargers	37	14	17	6	32/33	21/26	1	321
Opponents	35	15	16	4	28/29	27/32	0	323

2-Pt. Conversions: Chargers 1-4, Opponents 2-5

Sacks: O'Neal 12.5, Lee 8.0, R. Davis 3.5, R. Johnson 3.0, Mims 2.0, Parrella 2.0, Seau 2.0, Brandon 1.0, Dw. Gordon 1.0, G. Young 1.0, Chargers 36.0, Opponents 32.0

Passing	Att.	Comp.	Yds.	Comp.%	Yds./Att.	TD	TD%	Int.	Int.%	Long	Sack/Lost	Rating
Humphries	478	282	3381	.590	7.07	17	0.036	14	0.029	51t	23/197	80.4
Gilbert	61	36	325	.590	5.33	0	0.000	4	0.066	41	9/43	46.1
Martin	1	0	0	.000	0.00	0	0.000	0	0.000	0	0/0	39.6
Chargers	540	318	3706	.589	6.86	17	0.031	18	0.033	51t	32/240	76.4
Opponents	543	321	3605	.591	6.64	16	0.029	17	0.031	50	36/222	75.8

Rushing	No.	Yds.	Avg.	Long	TD
Means	186	730	3.9	36	5
Hayden	128	470	3.7	20	3
Harmon	51	187	3.7	48t	1
Culver	47	155	3.3	17	3
Fletcher	26	140	5.4	46	1
Humphries	33	53	1.6	18	1
Gilbert	6	11	1.8	8	0
Jefferson	2	1	0.5	11	0
Chargers	479	1747	3.6	48t	14
Opponents	441	1691	3.8	60	15

Receiving	No.	Yds.	Avg.	Long	TD
Martin	90	1224	13.6	51t	6
Harmon	62	662	10.7	44	5
Jefferson	48	621	12.9	45	2
Seay	45	537	11.9	38t	3
Pupunu	35	315	9.0	26	0
D. Young	9	90	10.0	22	0
Means	7	46	6.6	14	0
Hayden	5	53	10.6	16	0
Culver	5	21	4.2	12	0
Coleman	3	67	22.3	41	0
Mitchell	3	31	10.3	24	1
Fletcher	3	26	8.7	15	0
Ellison	1	6	6.0	6	0
Humphries	1	-4	-4.0	-4	0
Chargers	318	3706	11.7	51t	17
Opponents	321	3605	11.2	50	16

Interceptions	No.	Yds.	Avg.	Long	TD
Harrison	5	22	4.4	17	0
Harper	4	12	3.0	15	0
Gayle	2	99	49.5	99t	1
Clark	2	14	7.0	13	0
Seau	2	5	2.5	3	0
Shaw	1	31	31.0	31	0
Bush	1	0	0.0	0	0
Orlando	0	37	37.0	37	0
Chargers	17	220	12.9	99t	1
Opponents	18	164	9.1	63t	3

Punting	No.	Yds.	Avg.	Net	TB	I-20	Lg.	B
Bennett	72	3221	44.7	36.6	8	28	66	0
Chargers	72	3221	44.7	36.6	8	28	66	0
Opponents	73	3168	43.4	36.0	10	24	63	0

Punt Returns	Ret.	FC	Yds.	Avg.	Lg.	TD
Coleman	28	14	326	11.6	88t	1
Fletcher	3	1	12	4.0	11	0
Chargers	31	15	338	10.9	88t	1
Opponents	35	13	429	12.3	86t	1

Kickoff Returns	Ret.	Yds.	Avg.	Long	TD
Coleman	62	1411	22.8	92t	2
Fletcher	4	65	16.3	30	0
Harmon	4	25	6.3	9	0
Engel	0	1	1.0	1	0
Chargers	70	1502	21.5	92t	2
Opponents	63	1496	23.7	86	0

Field Goals	1-19	20-29	30-39	40-49	50+
Carney	0/0	8/8	10/11	3/5	0/2
Chargers	0/0	8/8	10/11	3/5	0/2
Opponents	0/0	8/8	10/12	7/10	2/2
Carney (42n) () (35G, 21G) (45G) (28G) (28G, 36G, 29G) () (25G) (33G, 39G) (45N) (29G, 32G) (39G, 24G, 51N, 28G, 38G) (31G) () (51N, 39N, 33G, 43G) (30G, 45G)					

Defensive Tackles (solo-ast-total-pd-ff-fr): Seau 111-18-129-8-3-1, Orlando 72-15-87-6-1-0, Gayle 73-12-85-4-0-1, Harper 61-15-76-14-0-1, Gibson 55-14-69-0-0-0, Bush 46-10-56-1-2-1, Shaw 51-5-56-9-0-0, Davis 38-10-48-0-0-0, O'Neal 36-10-46-6-5-0, Lee 31-11-42-2-0-1, Mims 28-4-32-2-1-1, Clark 27-4-31-9-1-0, Young 23-3-26-0-0-0, Harrison 21-3-24-5-0-0, Gordon 18-2-20-0-0-0, Johnson 14-1-15-1-1-0, Parrella 9-3-12-1-0-0, Brandon 5-1-6-1-0-0, Barrie 2-0-2-0-0-0, Castle 2-0-2-1-0-0, Montreuil 0-0-0-1-0-0

Special Teams Tackles (solo-ast-total): Orlando 15-1-16, Fletcher 11-0-11, Young 11-0-11, Montreuil 10-1-11, Harrison 8-1-9, Gordon 7-0-7, Castle 6-0-6, Hendrix 6-0-6, Culver 5-0-5, Gibson 4-0-4, Shaw 4-0-4, Clark 2-2-4, Brandon 3-0-3, Binn 1-1-2, Bennett 1-0-1, Bush 1-0-1, Carney 1-0-1, May 1-0-1

1994 FINAL STATISTICS

[11-5 Overall] First AFC West - Bobby Ross
Home (5-3); Away (6-2); Postseason (2-1)

Date	W/L	Score	Opponent	Att.
09/04	W	37-34	at Denver	74,032
09/11	W	27-10	Cincinnati	53,217
09/18	W	24-10	at Seattle	65,536
09/25	W	26-24	at L.A. Raiders	55,385
10/09	W	20-6	Kansas City †	62,923
10/16	W	36-22	at New Orleans	50,565
10/23	L	15-20	Denver †	61,626
10/30	W	35-15	Seattle †	59,001
11/06	L	9-10	at Atlanta	59,217
11/13	W	14-13	at Kansas City	76,997
11/20	L	17-23	at New England	59,690
11/27	W	31-17	L.A. Rams	59,579
12/05	L	17-24	L.A. Raiders †	63,012
12/11	L	15-38	San Francisco †	62,105
12/18	W	21-6	at New York Jets	48,213
12/24	W	37-34	Pittsburgh †	58,379
AFC Divisional Playoffs				
01/08	W	22-21	Miami	63,381
AFC Championship Game				
01/15	W	17-13	at Pittsburgh	61,545
Super Bowl XXIX (Miami, Fla.)				
01/29	L	26-49	San Francisco	74,107

Team Statistics	Chargers	Opponents
TOTAL FIRST DOWNS	311	308
Rushing	102	89
Passing	181	191
Penalty	28	28
Third Down: Made/Att.	88/223	77/210
Third Down Pct.	395	367
Fourth Down: Made/Att.	10/17	13/25
Fourth Down Pct.	588	520
TOTAL NET YARDS	5220	5062
Avg. Per Game	326.3	316.4
Total Plays	1033	1005
Avg. Per Play	5.1	5.0
NET YARDS RUSHING	1852	1404
Avg. Per Game	115.8	87.8
Total Rushes	482	385
NET YARDS PASSING	3368	3658
Avg. Per Game	210.5	228.6
Sacked/Yards Lost	29/251	43/253
Gross Yards	3619	3911
Attempts/Completions	522/305	577/363
Completion Pct.	58.4	62.9
Had Intercepted	14	17
PUNTS/AVERAGE	72/41.0	76/43.3
NET PUNTING AVG.	35.0	36.0
PENALTIES/YARDS	96/875	109/989
FUMBLES/BALL LOST	19/9	29/15
TOUCHDOWNS	40	34
Rushing	13	11
Passing	20	20
Returns	7	3
TIME OF POSSESSION	30:19	29:41

Score by Quarters	Q1	Q2	Q3	Q4	OT	PTS.
Chargers	52	134	95	100	0	381
Opponents	51	104	46	105	0	306

Scoring	TD	RU	PA	RT	PAT	FG	S	PTS.
Carney	0	0	0	0	33/33	34/38	0	135
Means	12	12	0	0	0/0	0/0	0	72
Martin	7	0	7	0	0/0	0/0	0	42
Seay	6	0	6	0	0/0	0/0	0	36
Harmon	2	1	1	0	0/0	0/0	0	18
Jefferson	3	0	3	0	0/0	0/0	0	18
Coleman	2	0	2	0	0/0	0/0	0	12
Gordon	2	0	2	0	0/0	0/0	0	12
Pupunu	2	0	2	0	0/0	0/0	0	12
Richard	2	0	2	0	0/0	0/0	0	12
Vanhorse	1	0	1	0	0/0	0/0	0	6
D. Young	1	0	1	0	0/0	0/0	0	6
Chargers	40	13	20	7	33/33	34/38	0	381
Opponents	34	11	20	3	30/30	22/27	0	306

2-Pt. Conversions: Chargers 3-7, Opponents 3-4

Sacks: O'Neal 12.5, Mims 11.0, Lee 6.5, Seau 5.5, White 2.0, Johnson 1.5, Parrella 1.0, L. Young 1.0, R. Davis 0.5, L. Miller 0.5, **Chargers 43.0**, Opponents 29.0

Passing	Att.	Comp.	Yds.	Comp.%	Yds./Att.
Humphries	453	264	3209	.583	7.08
Gilbert	67	41	410	.612	6.12
Martin	1	0	0	.000	0.00
Means	1	0	0	.000	0.00
Chargers	522	305	3619	.584	6.93
Opponents	577	363	3911	.629	6.78

Rushing	No.	Yds.	Avg.	Long	TD
Means	343	1350	3.9	25	12
Biemiemy	73	295	4.0	36	0
Harmon	25	94	3.8	15t	1
Culver	8	63	7.9	22	0
Jefferson	3	40	13.3	22	0
Humphries	19	19	1.0	8	0
Hendrickson	1	3	3.0	3	0
Gilbert	8	-3	-4	5	0
Martin	2	-9	-4.5	4	0
Chargers	482	1852	3.8	36	13
Opponents	385	1404	3.6	24	11

Receiving	No.	Yds.	Avg.	Long	TD
Seay	58	645	11.1	49t	6
Harmon	58	615	10.6	35	1
Martin	50	885	17.7	99t	7
Jefferson	43	627	14.6	52t	3
Means	39	235	6.0	22	0
Pupunu	21	214	10.2	25	2
D. Young	17	217	12.8	31	1
Mitchell	11	105	9.5	36	0
Biemiemy	5	48	9.6	25	0
May	2	22	11.0	18	0
Barnes	1	6	6.0	6	0
Chargers	305	3619	11.9	99t	20
Opponents	363	3911	10.8	84t	20

Interceptions	No.	Yds.	Avg.	Long	TD
Richard	4	224	56.0	99t	2
Gordon	4	32	8.0	23	0
Carrington	3	51	17.0	32	0
Harper	3	28	9.3	15	0
Vanhorse	2	56	28.0	50t	1
Griggs	1	11	11.0	11	0
Chargers	17	402	23.6	99t	3
Opponents	14	233	16.6	90t	2

Punting	No.	Yds.	Avg.	Net	TB	I-20	Lg.	B
Wagner	65	2705	41.6	35.3	3	20	59	0
Kidd TM	7	246	35.1	32.3	1	1	53	0
Chargers	72	2951	41.0	35.0	4	21	59	0
Opponents	76	3290	43.3	36.0	4	19	62	0

Punt Returns	Ret.	FC	Yds.	Avg.	Lg.	TD
Gordon	36	19	475	13.2	90t	2
Chargers	36	19	475	13.2	90t	2
Opponents	38	14	348	9.2	44	0

Kickoff Returns	Ret.	Yds.	Avg.	Long	TD
Coleman	49	1293	26.4	90t	2
Harmon	9	157	17.4	25	0
Martin	8	167	20.9	29	0
Mitchell	1	18	18.0	18	0
Parker	1	1	1.0	1	0
Chargers	68	1636	24.1	90t	2
Opponents	79	1740	22.0	93t	1

Field Goals	1-19	20-29	30-39	40-49	50+
Carney	0/0	12/12	15/15	5/9	2/2
Chargers	0/0	12/12	15/15	5/9	2/2
Opponents	1/1	10/10	7/8	3/6	1/2

Defensive Tackles [solo-ast-total-pd-ff-fr]: Seau 124-31-155-3-1-3, Gordon 75-14-89-8-0-2, Carrington 68-20-88-7-1-2, Richard 69-10-79-7-2-0, Griggs 58-14-72-2-0-0, Gibson 50-18-68-3-0-0, Harper 56-10-66-14-0-0, O'Neal 47-13-60-4-2-1, Mims 35-6-41-4-1-2, Lee 30-9-39-1-1-1, Davis 21-9-30-0-1-0, Vanhorse 23-5-28-3-0-0, Young 14-5-19-1-0-0, Clark 9-2-11-0-0-0, Castle 8-2-10-0-0-0, Parrella 6-2-8-1-0-0, Johnson 4-2-6-0-0-0, White 4-1-5-0-1-0, Hendrickson 2-0-2-0-0-0, Bush 2-0-2-0-0-0, Miller 1-1-2-0-0-0, Winter 1-0-1-1-0-1

Special Teams Tackles [solo-ast-total]: Harrison 17-3-20, Richard 13-2-15, Bush 11-1-12, Castle 11-0-11, Miller 11-0-11, Coleman 8-2-10, Vanhorse 8-0-8, Binn 6-1-7, Hendrickson 5-1-6, Biemiemy 3-1-4, Young 3-0-3, Clark 1-2-3, Carney 2-0-2, Griggs 2-0-2, Carrington 1-0-1, Culver 1-0-1, May 1-0-1, O'Neal 1-0-1, Wagner 1-0-1, Mitchell 0-1-1

1993 FINAL STATISTICS

[8-8 Overall] Fourth AFC West - Bobby Ross Home (4-4); Away (4-4)

Date	W/L	Score	Opponent	Att.
09/05	W	18-12	Seattle †	58,039
09/12	L	17-34	at Denver	75,074
09/19	W	18-17	Houston	58,519
10/03	L	14-31	at Seattle	54,778
10/10	L	3-16	at Pittsburgh	55,264
10/17	L	14-17	Kansas City †	60,729
10/31	W	30-23	at L.A. Raiders	45,122
11/07	W	30-17	at Minnesota	55,527
11/14	L	13-16	Chicago †	58,459
11/21	L	7-12	L.A. Raiders †	60,615
11/29	W	31-0	at Indianapolis	54,110
12/05	W	13-10	Denver †	60,233
12/12	L	13-20	Green Bay †	57,930
12/19	L	24-28	at Kansas City	74,778
12/27	W	45-20	Miami †	60,311
01/02	W	32-17	at Tampa Bay	35,587

Team Statistics	Chargers	Opponents
TOTAL FIRST DOWNS	313	299
Rushing	120	86
Passing	171	192
Penalty	22	21
Third Down: Made/Att.	89/224	83/210
Third Down Pct.	.397	.395
Fourth Down: Made/Att.	6/15	4/8
Fourth Down Pct.	.400	.500
TOTAL NET YARDS	4967	5066
Avg. Per Game	310.4	316.6
Total Plays	1050	1002
Avg. Per Play	4.7	5.1
NET YARDS RUSHING	1824	1314
Avg. Per Game	114.0	82.1
Total Rushes	455	414
NET YARDS PASSING	3143	3752
Avg. Per Game	196.4	234.5
Sacked/Yards Lost	32/240	32/206
Gross Yards	3383	3958
Attempts/Completions	563/301	556/329
Completion Pct.	.535	.592
Had Intercepted	14	22
PUNTS/AVERAGE	74/42.3	72/42.1
NET PUNTING AVG.	36.4	35.5
PENALTIES/YARDS	87/699	94/724
FUMBLES/BALL LOST	13/5	19/12
TOUCHDOWNS	33	30
Rushing	14	10
Passing	18	17
Returns	1	3
TIME OF POSSESSION	29:52	30:08

Score by Quarters	Q1	Q2	Q3	Q4	OT	PTS.
Chargers	66	76	67	113	0	322
Opponents	50	102	83	55	0	290

Scoring	TD	RU	PA	RT	PAT	FG	S	PTS.
Carney	0	0	0	0	31/33	31/40	0	124
Means	8	8	0	0	0/0	0/0	0	48
A. Miller	7	0	7	0	0/0	0/0	0	42
Butts	4	4	0	0	0/0	0/0	0	24
Lewis	4	0	4	0	0/0	0/0	0	24
Harmon	2	0	2	0	0/0	0/0	0	12
Jefferson	2	0	2	0	0/0	0/0	0	12
Young	2	0	2	0	0/0	0/0	0	12
Biemiemy	1	1	0	0	0/0	0/0	0	6
Frank	1	0	0	1	0/0	0/0	0	6
Kidd	1	1	0	0	0/0	0/0	0	6
Walker	1	0	1	0	0/0	0/0	0	6
Chargers	33	14	18	1	31/33	31/40	0	322
Opponents	30	10	17	3	30/30	26/33	1	290

2-Pt. Conversions: Chargers 0-0, Opponents 0-0

Sacks: O'Neal 12.0, Mims 7.0, Grossman 4.5, Lee 3.0, Richard 2.0, B. Winter 2.0, Carrington 1.0, Pope 0.5, Chargers 32.0, Opponents 32.0

Special Teams Tackles (solo-ast-total) Bush 12-1-13, Hendrickson 7-3-10, Fields 7-0-7, Vanhorse 7-0-7, Pope 6-1-7, Carrington 6-0-6, Fuller 6-0-6, Plummer 6-0-6, Richard 6-0-6, Gordon 5-0-5, Anno 4-1-5, Crews 3-0-3, May 3-0-3, Castle 2-1-3, Miller 2-1-3, Pupunu 2-1-3, Frank 2-0-2, Whitey 2-0-2, Brady 1-0-1, Carney 1-0-1, Dyal 1-0-1, Harmon 1-0-1, Johnson 1-0-1

Passing	Att.	Comp.	Yds.	Comp.%	Yds./Att.
Humphries	324	173	1981	.534	6.11
Friesz	238	128	1402	.538	5.89
Means	1	0	0	.000	0.00
Chargers	563	301	3383	.535	6.01
Opponents	556	329	3958	.592	7.12

Rushing	No.	Yds.	Avg.	Long	TD
Butts	185	746	4.0	27	4
Means	160	645	4.0	65t	8
Harmon	46	216	4.7	19	0
Biemiemy	33	135	4.1	12	1
Jefferson	3	53	10.6	33	0
Humphries	8	37	4.6	27	0
Friesz	10	3	0.3	2	0
Lewis	3	2	0.7	7	0
Hendrickson	1	0	0.0	0	0
A. Miller	1	0	0.0	0	0
Kidd	3	-13	-4.3	2t	1
Chargers	455	1824	4.0	65t	14
Opponents	414	1314	3.2	19	10

Receiving	No.	Yds.	Avg.	Long	TD
A. Miller	84	1162	13.8	66t	7
Harmon	73	671	9.2	37	2
Lewis	38	463	12.2	47	4
Jefferson	30	391	13.0	39t	2
Walker	21	212	10.1	25t	1
Butts	15	105	7.0	23	0
Pupunu	13	142	10.9	28	0
Barnes	10	137	13.7	21	0
Means	10	59	5.9	11	0
Young	6	41	6.8	12t	2
Biemiemy	1	0	0.0	0	0
Chargers	301	3383	11.2	66t	18
Opponents	329	3958	12.0	71t	17

Interceptions	No.	Yds.	Avg.	Long	TD
Carrington	7	104	14.9	28	0
Frank	3	119	39.7	102t	1
Seau	2	58	29.0	42	0
Pope	2	14	7.0	12	0
Plummer	2	7	3.5	6	0
Vanhorse	2	0	0.0	0	0
Hendrickson	1	16	16.0	16	0
Gordon	1	3	3.0	3	0
Davis	1	0	0.0	0	0
Richard	1	-2	-2.0	-2	0
Chargers	22	319	14.5	102t	1
Opponents	14	271	19.4	68	2

Punting	No.	Yds.	Avg.	Net	TB	I-20	Lg.	B
Kidd	57	2431	42.6	35.9	7	16	67	0
Sullivan TM	13	541	41.6	39.1	0	3	50	0
Carney	4	155	38.8	34.8	0	1	46	0
Chargers	74	3127	42.3	36.4	7	20	67	0
Opponents	72	3051	42.1	35.5	3	23	77	0

Punt Returns	Ret.	FC	Yds.	Avg.	Lg.	TD
Gordon	31	15	395	12.7	54	0
Lewis	3	2	17	5.7	7	0
Chargers	34	17	412	12.1	54	0
Opponents	36	21	292	8.1	30	0

Kickoff Returns	Ret.	Yds.	Avg.	Long	TD
Lewis	33	684	20.7	60	0
Biemiemy	7	110	15.7	18	0
Hendrickson	2	25	12.5	13	0
Means	2	22	11.0	14	0
A. Miller	2	42	21.0	29	0
Harmon	1	18	18.0	18	0
Chargers	47	901	19.2	60	0
Opponents	64	1063	16.6	48	0

Field Goals	1-19	20-29	30-39	40-49	50+
Carney	1/1	7/7	14/17	7/12	2/3
Chargers	1/1	7/7	14/17	7/12	2/3
Opponents	0/0	10/10	11/13	1/3	4/7

Carney (26G,44G,51G,32G,51G,19G) (30G) (34G,34G,27G,27G,36G,27G) (48N) (33G) (46B,31B) (45G,36G,38G) (36G,37N) (28G,30B,26G,40N) () (36G) (56N,47N,27G,34G) (47G,43G) (38G) (32G,49N) (48G,38G,43G,45G)

Defensive Tackles (solo-ast-total-pd-fr) Seau 108-21-129-11-1-1, Plummer 78-15-93-1-2-0, Carrington 67-12-79-14-0-1, Richard 69-8-77-5-1-0, Frank 65-8-73-12-0-0, O'Neal 49-7-56-6-2-1, Lee 36-9-45-0-0-1, Vanhorse 36-6-42-2-0-0, Gordon 40-1-41-5-0-1, Pope 32-6-38-4-1-0, Mims 28-+32-0-2-2, Winter 25-7-32-0-0-1, Hendrickson 23-5-28-0-0-1, Grossman 16-7-23-4-0-1, Williams 14-4-18-0-0-0, Fuller 8-0-8-3-0-0, Davis 4-0-4-1-0-0, Fields 2-1-3-0-0-0, Bush 1-1-2-0-0-0, Crews 1-0-1-0-0-0, White 1-0-1-0-0-0, Castle 0-1-1-0-0-0, Johnson 0-1-1-0-0-0

1992 FINAL STATISTICS

[11-5 Overall] First AFC West - Bobby Ross
Home (6-2); Away (5-3); Postseason (1-1)

Date	W/L	Score	Opponent	Att.
09/06	L	10-24	Kansas City	45,024
09/13	L	13-21	at Denver	74,367
09/20	L	6-23	Pittsburgh	46,127
09/27	L	0-27	at Houston	57,491
10/04	W	17-6	Seattle	36,783
10/18	W	34-14	at Indianapolis	48,552
10/25	W	24-21	Denver	53,576
11/01	W	26-0	Indianapolis	40,324
11/08	L	14-16	at Kansas City	72,826
11/15	W	14-13	at Cleveland	58,396
11/22	W	29-14	Tampa Bay	43,197
11/29	W	27-3	L.A. Raiders †	59,894
12/06	W	27-21	at Phoenix	26,880
12/13	W	27-10	Cincinnati	50,579
12/20	W	36-14	at L.A. Raiders	40,152
12/27	W	31-14	at Seattle	49,324
AFC Wild Card Playoffs				
01/02	W	17-0	Kansas City	60,681
AFC Divisional Playoffs				
01/10	L	0-31	at Miami	71,224

Team Statistics	Chargers	Opponents
TOTAL FIRST DOWNS	302	250
Rushing	118	80
Passing	161	157
Penalty	23	13
Third Down: Made/Att.	87/221	73/200
Third Down Pct.	.394	.365
Fourth Down: Made/Att.	6/13	3/12
Fourth Down Pct.	.462	.250
TOTAL NET YARDS	5221	4227
Avg. Per Game	326.3	264.2
Total Plays	1018	907
Avg. Per Play	5.1	4.7
NET YARDS RUSHING	1875	1395
Avg. Per Game	117.2	87.2
Total Rushes	489	365
NET YARDS PASSING	3346	2832
Avg. Per Game	209.1	177.0
Sacked/Yards Lost	33/268	51/356
Gross Yards	3614	3188
Attempts/Completions	496/282	491/271
Completion Pct.	.569	.552
Had Intercepted	21	25
PUNT/AVERAGE	68/44.6	80/44.6
NET PUNTING AVG.	36.4	38.1
PENALTIES/YARDS	91/813	98/798
FUMBLES/BALL LOST	26/12	18/11
TOUCHDOWNS	36	29
Rushing	18	10
Passing	16	17
Returns	2	2
TIME OF POSSESSION	32:03	27:57

Score by Quarters	Q1	Q2	Q3	Q4	OT	PTS.
Chargers	69	92	12	102	0	335
Opponents	62	46	59	74	0	241

Scoring	TD	RU	PA	RT	PAT	FG	S	PTS.
Carney	0	0	0	0	35/35	26/32	0	113
Miller	8	0	7	1	0/0	0/0	0	48
Bernstine	4	4	0	0	0/0	0/0	0	24
Butts	4	4	0	0	0/0	0/0	0	24
Harmon	4	3	1	0	0/0	0/0	0	24
Humphries	4	4	0	0	0/0	0/0	0	24
Lewis	4	4	0	0	0/0	0/0	0	24
Bieniemy	3	3	0	0	0/0	0/0	0	18
Jefferson	2	2	0	0	0/0	0/0	0	12
Walker	2	2	0	0	0/0	0/0	0	12
Carrington	1	0	1	0	0/0	0/0	0	6
Grossman	0	0	0	0	0/0	0/0	2	4
Mims	0	0	0	0	0/0	0/0	1	2
Chargers	36	18	16	2	35/35	26/32	3	335
Opponents	29	10	17	2	28/29	13/16	0	241

2-Pt. Conversions: Chargers 0-0, Opponents 0-0

Sacks: O'Neal 17.0, Mims 10.0, Grossman 8.0, B. Winter 6.0, Seau 4.5, Thornton 2.0, D. Hall 1.0, Rolling 1.0, White 1.0, Lee O.S., **Chargers** 51.0, Opponents 33.0

Passing	Att.	Comp.	Yds.	Comp.%	Yds./Att.
Humphries	454	263	3356	.579	7.39
Gagliano	42	19	258	.452	6.14
Chargers	496	282	3614	.569	7.29
Opponents	491	271	3188	.552	6.49

Rushing	No.	Yds.	Avg.	Long	TD
Butts	218	809	3.7	22	4
Bernstine	106	499	4.7	25t	4
Bieniemy	74	264	3.6	21	3
Harmon	55	235	4.3	33	3
Humphries	28	79	2.8	25	4
Lewis	2	7	3.5	4	0
Miller	1	-1	-1.0	-1	0
Gagliano	3	-4	-1.3	0	0
Kidd	2	-13	-6.5	0	0
Chargers	489	1875	3.8	33	18
Opponents	365	1395	3.8	52	10

Receiving	No.	Yds.	Avg.	Long	TD
Harmon	79	914	11.6	55	1
Miller	72	1060	14.7	67t	7
Lewis	34	580	17.1	62	4
Walker	34	393	11.6	59	2
Jefferson	29	377	13.0	51	2
Brennan TM	3	22	7.3	12	0
Bernstine	12	86	7.2	16	0
Butts	9	73	8.1	22	0
Bieniemy	5	49	9.8	25	0
Young	4	45	11.3	14	0
Claiborne	1	15	15.0	15	0
Chargers	282	3614	12.8	67t	16
Opponents	271	3188	11.8	83t	17

Interceptions	No.	Yds.	Avg.	Long	TD
Carrington	6	152	25.3	69	1
Byrd	4	88	22.0	44	0
Frank	4	37	9.3	33	0
Richard	3	26	8.7	20	0
Seau	2	51	25.5	29	0
Plummer	2	40	20.0	38	0
Blaylock	2	0	0.0	0	0
Vanhorse	1	11	11.0	11	0
Fields	1	0	0.0	0	0
Chargers	25	405	16.2	69	1
Opponents	21	241	11.5	99t	1

Punting	No.	Yds.	Avg.	Net	TB	I-20	Lg.	B
Kidd	68	2899	42.6	36.4	9	22	65	0
Chargers	68	2899	42.6	36.4	9	22	65	0
Opponents	80	3565	44.6	38.1	8	18	62	0

Punt Returns	Ret.	FC	Yds.	Avg.	Lg.	TD
Bieniemy	30	3	229	7.6	21	0
Lewis	13	5	127	9.8	25	0
Brennan TM	1	1	3	3.0	3	0
Chargers	44	12	359	8.2	25	0
Opponents	24	19	244	10.0	46t	1

Kickoff Returns	Ret.	Yds.	Avg.	Long	TD
Lewis	19	402	21.2	62	0
Bieniemy	15	257	17.1	30	0
Harmon	7	96	13.7	30	0
Hendrickson	2	14	7.0	8	0
Brennan TM	1	10	10.0	10	0
Miller	1	33	33.0	33	0
Chargers	45	812	18.0	62	0
Opponents	54	962	17.8	52	0

Field Goals	1-19	20-29	30-39	40-49	50+
Carney	0/0	13/14	5/7	7/8	1/3
Chargers	0/0	13/14	5/7	7/8	1/3
Opponents	0/0	4/5	4/5	5/6	0/0
Carney (45G)	(37B,20G,27G)	(24G,43G,25N)	()	(49G,34N,51N)	(23G,27G)
(52N,37G)	(33G)	(1/48B)	(28G,31G)	(27G,21G)	(50G,43G)
(42G,23G,25G,28G,23G)	(31G,38G,47G)				

Defensive Tackles (solo-ast-total-pd-ff-fr) Seau 79-23-102-10-1-1, Richard 59-20-79-3-0-1, O'Neal 68-10-78-4-0-1, Mims 41-12-53-4-1-1, Plummer 41-12-53-2-1-1, Vanhorse 43-7-50-11-0-0-1, Byrd 45-4-49-20-1-2, Rolling 42-7-49-1-2-1, Carrington 42-5-47-8-2-0, Grossman 41-5-46-1-0-0, Winter 32-9-41-2-0-0, Blaylock 33-4-37-6-0-0, Thornton 21-8-29-3-0-1, Frank 26-3-29-8-0-0, Hall 22-4-26-5-2-0, Fields 19-6-25-3-0-0, Hendrickson 7-4-11-0-0-0, Lee 5-2-7-0-1-1, Murphy 1-1-2-0-0-0, Savage 1-0-1-0-0-0, White 1-0-1-0-0-0

Special Teams Tackles (solo-ast-total): Hendrickson 10-2-12, Marve 7-2-9, Frank 7-1-8, May 5-3-8, Richard 7-0-7, Carrington 6-0-6, Plummer 3-2-5, Vanhorse 3-2-5, Hall 3-1-4, Murphy 3-1-4, Jefferson 3-0-3, Pome 2-1-3, Brennan 2-0-2, Fields 2-0-2, Anno 2-0-2, Bieniemy 1-0-1, Carney 1-0-1, Harmon 1-0-1, Kidd 1-0-1

TD	TD%	Int.	Int.%	Long	Sack/Lost	Rating
16	.035	18	.040	67t	28/218	76.4
0	.000	3	.071	55	5/50	35.6
16	.032	21	.042	67t	33/268	72.9
17	.035	25	.051	83t	51/356	65.5

1991 FINAL STATISTICS

(4-12 Overall) Fifth AFC West - Dan Henning Home (3-5); Away (1-7)

Date	W/L	Score	Opponent	Att.
09/01	L	20-26	at Pittsburgh	55,848
09/08	L	14-34	at San Francisco	60,753
09/15	L	10-13	Atlanta	44,804
09/22	L	19-27	at Denver	73,258
09/29	L	13-14	Kansas City	44,907
10/06	W	21-13	at L.A. Raiders	42,787
10/13	L	24-30	at L.A. Rams	47,433
10/20	L	24-30 OT	Cleveland	48,440
10/27	L	9-20	at Seattle	58,025
11/03	W	17-14	Seattle	43,597
11/17	W	24-21	New Orleans	48,420
11/24	W	3-24	at New York Jets	59,025
12/01	L	7-9	L.A. Raiders 1	56,780
12/08	L	17-20 OT	at Kansas City	73,330
12/15	W	38-30	Miami	47,731
12/22	L	14-17	Denver	51,449

Team Statistics

	Chargers	Opponents
TOTAL FIRST DOWNS	285	292
Rushing	114	94
Passing	155	181
Penalty	16	17
Third Down: Made/Att.	76/217	68/189
Third Down Pct.	.350	.360
Fourth Down: Made/Att.	13/25	6/8
Fourth Down Pct.	.520	.750
TOTAL NET YARDS	4995	5111
Avg. Per Game	312.2	319.4
Total Plays	1010	961
Avg. Per Play	4.9	5.3
NET YARDS RUSHING	2248	1666
Avg. Per Game	140.5	104.1
Total Rushes	464	430
NET YARDS PASSING	2747	3445
Avg. Per Game	171.7	215.3
Sacked/Yards Lost	35/236	28/183
Gross Yards	2983	3628
Attempts/Completions	511/272	503/300
Completion Pct.	.532	.596
Had Intercepted	16	19
PUNTS/AVERAGE	77/39.8	76/40.3
NET PUNTING AVG.	34.8	35.2
PENALTIES/YARDS	96/798	87/718
FUMBLES/BALL LOST	24/12	22/9
TOUCHDOWNS	31	39
Rushing	16	15
Passing	13	22
Returns	2	2
TIME OF POSSESSION	30:02	29:59

Score by Quarters

Chargers	Q1	Q2	Q3	Q4	OT	PTS.
Chargers	41	95	37	101	0	274
Opponents	63	97	73	100	9	342

Scoring

	TD	RU	PA	RT	PAT	FG	S	PTS.
Carney	0	0	0	0	31/31	19/29	0	88
Bernstine	8	8	0	0	0/0	0/0	0	48
Butts	7	6	1	0	0/0	0/0	0	42
Lewis	4	0	3	1	0/0	0/0	0	24
McEwen	3	0	3	0	0/0	0/0	0	18
Miller	3	0	3	0	0/0	0/0	0	18
Harmon	2	1	1	0	0/0	0/0	0	12
Hendrickson	2	1	1	0	0/0	0/0	0	12
Frank	1	0	0	1	0/0	0/0	0	6
Jefferson	1	0	1	0	0/0	0/0	0	6
Chargers	31	16	13	2	31/31	19/29	0	274
Opponents	39	15	22	2	37/38	23/29	1	342

2-Pt. Conversions: Chargers 0-0, Opponents 0-0

Sacks: O'Neal 9.0, Seau 7.0, Grossman 5.5, Benson 1.0, Elder 1.0, Phillips 1.0, Plummer 1.0, Rolling 1.0, Shelton 1.0, Hinkle 0.5, **Chargers 28.0**, Opponents 35.0

Special Teams Tackles (solo-ast-total): Carrington 16-3-19, Clark 12-1-13, Hendrickson 9-3-12, Frank 9-0-9, Elder 8-1-9, Butts 6-0-6, Thaxton 5-1-6, Harmon 4-1-5, Bayless 3-0-3, Kirk 3-0-3, Plummer 2-0-2, Biemiemy 1-0-1, Mack 1-0-1, Rodenhauser 1-0-1, Fields 0-1-1

Passing	Att.	Comp.	Yds.	Comp. %	Yds./Att.
Friesz	497	262	2896	.538	5.95
Gagliano	23	9	76	.391	3.30
Bernstine	1	1	11	100.0	11.00
Chargers	511	272	2983	.532	5.84
Opponents	503	300	3628	.596	7.21

Rushing	No.	Yds.	Avg.	Long	TD
Butts	193	834	4.3	44	6
Bernstine	159	766	4.8	63t	8
Harmon	89	544	6.1	33	1
Jefferson	1	27	27.0	27	0
Gagliano	3	19	6.3	16	0
Friesz	10	18	1.8	11	0
Biemiemy	3	17	5.7	15	0
Lewis	3	10	3.3	9	0
Samuels	2	10	5.0	6	0
Hendrickson	1	3	3.0	3t	1
Chargers	464	2248	4.8	63t	16
Opponents	430	1666	3.9	63t	15

Receiving	No.	Yds.	Avg.	Long	TD
Harmon	59	555	9.4	36	1
Miller	44	649	14.8	58	3
Lewis	42	554	13.2	49t	3
McEwen	37	399	10.8	30	3
Taylor	24	218	9.1	27	0
Walker	20	134	6.7	14	0
Jefferson	12	125	10.4	29	1
Bernstine	11	124	11.3	25	0
Butts	10	91	9.1	46	1
Cox TM	5	53	10.6	19	0
Hendrickson	4	36	9.0	20	1
Samuels	2	33	16.5	29	0
Young	2	12	6.0	6	0
Chargers	272	2983	11.0	58	13
Opponents	300	3628	12.1	89t	22

Interceptions	No.	Yds.	Avg.	Long	TD
Byrd	6	48	8.0	22	0
Carrington	3	30	10.0	19	0
Rolling	2	54	27.0	47	0
Richard	2	5	2.5	3	0
Smith	2	0	0.0	0	0
Frank	1	71	71.0	71t	1
Shelton	1	19	19.0	19	0
Bayless	1	0	0.0	0	0
Elder	1	0	0.0	0	0
Chargers	19	227	11.9	71t	1
Opponents	16	183	11.4	49t	1

Punting	No.	Yds.	Avg.	Net	TB	I-20	Lg.	B
Kidd	76	3064	40.3	34.8	6	22	60	1
Chargers	77	3064	39.8	34.8	6	22	60	1
Opponents	76	3064	40.3	35.2	3	18	60	0

Punt Returns	Ret.	FC	Yds.	Avg.	Lg.	TD
Taylor	28	18	269	9.6	48	0
Lewis	5	5	59	11.8	26	0
Byrd	0	2	0	0.0	0	0
Chargers	33	25	328	9.9	48	0
Opponents	32	25	267	8.3	32	0

Kickoff Returns	Ret.	Yds.	Avg.	Long	TD
Elder	27	535	19.8	42	0
Lewis	23	578	25.1	95t	1
Harmon	2	25	12.5	14	0
Benson	1	2	2.0	2	0
Bernstine	1	7	7.0	7	0
Butts	1	0	0.0	0	0
Carrington	0	24	—	24	0
Chargers	55	1171	21.3	95t	1
Opponents	52	1034	19.9	76	0

Field Goals	1-19	20-29	30-39	40-49	50+
Carney	1/1	6/6	6/8	4/10	2/4
Chargers	1/1	6/6	6/8	4/10	2/4
Opponents	2/2	6/6	11/13	1/4	3/4

Carney (36N,48G,35G) () (53N,47N,39G,47N) (41G,43G,43G,36G) (36N,26G,37G) () (27G,48N) (29G,24G,56N,36G) (54G) (19G) (53G,46N) (44B) (47N,27G) (35G) ()

Defensive Tackles (solo-ast-total-pd-ff-fr): Seau 111-18-129-2-0-0, Plummer 88-23-111-0-1-0-1, O'Neal 63-5-68-1-2-0, Rolling 52-11-63-5-0-1, Richard 50-9-59-3-1-0, Grossman 47-10-57-0-1-1, Bayless 46-11-57-6-2-1, Seale 47-5-52-8-1-0, Frank 40-1-41-6-0-0, Byrd 33-6-39-16-1-0, Phillips 32-4-36-2-1-1, Hinkle 28-4-32-0-2-1, Shelton 23-3-26-1-0-0, Smith 17-6-23-3-2-1, Elder 20-2-22-3-0-0, Thornton 16-2-18-1-0-0, Carrington 17-0-17-7-0-0, Thaxton 4-0-4-0-0-0, Benson 3-1-4-0-0-0, Mack 3-1-4-1-0-0, McClendon 1-0-1-0-0-0

	TD	TD%	Int.	Int. %	Long	Sack/Lost	Rating
Chargers	13	.025	16	.031	58	35/236	66.2
Opponents	22	.044	19	.038	89t	28/183	80.7

1989 FINAL STATISTICS

[6-10 Overall] Fifth AFC West - Dan Henning Home (4-4); Away (2-6)

Date	W/L	Score	Opponent	Att.
09/10	L	14-40	at L.A. Raiders	40,237
09/17	L	27-34	Houston	42,013
09/24	W	21-6	Kansas City	40,128
10/01	W	24-13	at Phoenix	44,201
10/08	L	10-16	at Denver	75,222
10/15	L	16-17	Seattle	50,079
10/22	L	13-20	New York Giants	48,566
10/29	L	7-10	at Seattle	59,691
11/05	W	20-17	Philadelphia	47,019
11/12	W	14-12	L.A. Raiders †	59,151
11/19	L	17-20	at Pittsburgh	44,203
11/26	L	6-10	at Indianapolis	58,822
12/03	L	17-20	New York Jets	38,954
12/10	L	21-26	at Washington	47,693
12/17	W	20-13	at Kansas City	40,623
12/24	W	19-16	Denver	50,524

Team Statistics

	Chargers	Opponents
TOTAL FIRST DOWNS	267	295
Rushing	95	102
Passing	149	172
Penalty	23	21
Third Down: Made/Att.	81/223	81/227
Third Down Pct.	.363	.357
Fourth Down: Made/Att.	6/18	8/13
Fourth Down Pct.	.333	.615
TOTAL NET YARDS	4910	4764
Avg. Per Game	306.9	297.8
Total Plays	986	1040
Avg. Per Play	5.0	4.6
NET YARDS RUSHING	1873	1813
Avg. Per Game	117.1	113.3
Total Rushes	432	479
NET YARDS PASSING	3037	2951
Avg. Per Game	189.8	184.4
Sacked/Yards Lost	39/254	48/360
Gross Yards	3291	3311
Attempts/Completions	515/270	513/283
Completion Pct.	.524	.552
Had Intercepted	19	25
PUNTS/AVERAGE	84/39.5	79/38.6
NET PUNTING AVG.	32.4	32.9
PENALTIES/YARDS	122/906	93/741
FUMBLES/BALL LOST	24/17	21/13
TOUCHDOWNS	31	29
Rushing	13	13
Passing	15	15
Returns	3	1
TIME OF POSSESSION	28:55	31:05

Score by Quarters

Chargers	Q1	Q2	Q3	Q4	OT	PTS.
Chargers	52	43	67	104	0	266
Opponents	42	92	67	89	0	290

Scoring

	TD	RU	PA	RT	PAT	FG	S	PTS.
Bahr	0	0	0	0	29/30	17/25	0	80
A. Miller	11	0	10	1	0/0	0/0	0	66
Butts	9	9	0	0	0/0	0/0	0	54
Spencer	3	3	0	0	0/0	0/0	0	18
Bernstine	2	1	1	0	0/0	0/0	0	12
Cox	2	0	2	0	0/0	0/0	0	12
Glenn	1	0	0	1	0/0	0/0	0	6
Parker	1	0	1	0	0/0	0/0	0	6
B. Smith	1	0	0	1	0/0	0/0	0	6
Walker	1	0	1	0	0/0	0/0	0	6
Chargers	31	13	15	3	29/30	17/25	0	266
Opponents	29	13	15	1	27/29	29/41	1	290

2-Pt. Conversions: Chargers 0-0, Opponents 0-0

Sacks: Williams 14.0, O'Neal 12.5, Grossman 10.0, Hinkle 2.5, L. Miller 2.5, B. Smith 2.5, Bayless 1.0, Glenn 1.0, Lyles 1.0, Phillips 1.0. **Chargers 48.0**, Opponents 39.0

Defensive Tackles (solo-ast-total-pd-ff-fr): Plummer 111-35-146-1-0-1, O'Neal 78-18-96-2-2-2, Smith 59-16-75-4-1-2, Williams 62-6-68-5-1-0, Glenn 55-13-68-9-0-1, Figaro 34-10-64-1-0-1, Byrd 55-8-63-10-2-0, Grossman 47-16-63-1-0-0, Bayless 49-12-61-3-0-1, Seale 49-3-52-12-0-0, Phillips 29-8-37-0-0-0, Lyles 25-8-33-0-1-1, Patterson 26-3-29-4-0-0, Collins 20-6-26-1-0-0, Bennett 21-1-22-1-0-0, Miller 15-3-18-0-0-1, Hinkle 13-3-16-0-0-0

Special Teams Tackles (solo-ast-total): Woodard 12-2-14, Patterson 11-0-11, Figaro 9-1-10, Brandon 8-1-9, Bennett 6-0-6, Plummer 6-0-6, Butts 5-0-5, Lyles 5-0-5, Bayless 4-0-4, Hinkle 3-0-3, Spencer 3-0-3, Ilesic 2-1-3, Parker 2-0-2, Bahr 1-0-1, Campbell 1-0-1, Holland 1-0-1, Smith 1-0-1

Passing	Att.	Comp.	Yds.	Comp.%	Yds./Att.
McMahon	318	176	2132	.553	6.70
Tolliver	185	89	1097	.481	5.93
Archer	12	5	62	.417	5.17
Chargers	515	270	3291	.524	6.39
Opponents	513	283	3311	.552	6.45

Rushing	No.	Yds.	Avg.	Long	TD
Butts	170	683	4.0	50t	9
Spencer	134	521	3.9	15	3
Nelson TM	36	197	5.5	28	0
McMahon	29	141	4.9	15	0
Bernstine	15	137	9.1	32t	1
Brinson	17	64	3.8	9	0
Holland	6	46	7.7	24	0
A. Miller	4	21	5.3	24	0
Early	1	19	19.0	19	0
Floyd	8	15	1.9	5	0
Archer	2	14	7.0	14	0
Walker	1	9	9.0	9	0
Plummer	1	6	6.0	6	0
Caravello	1	0	0.0	0	0
Tolliver	7	0	0.0	3	0

Chargers	432	1873	4.3	50t	13
Opponents	479	1813	3.8	59	13

Receiving	No.	Yds.	Avg.	Long	TD
A. Miller	75	1252	16.7	69t	10
Nelson TM	31	328	10.6	49	0
Holland	26	336	12.9	37	0
Walker	24	395	16.5	49	1
Cox	22	200	9.1	24	2
Bernstine	21	222	10.6	36	1
Spencer	18	112	6.2	23	0
Brinson	12	71	5.9	11	0
Early	11	126	11.5	21	0
Caravello	10	95	9.5	37	0
McEwen	7	99	14.1	29	0
Butts	7	21	3.0	8	0
Allen TM	2	19	9.5	11	0
Parker	2	5	2.5	4	1
Floyd	1	6	6.0	6	0
McMahon	1	4	4.0	4	0
Chargers	270	3291	12.2	69t	15
Opponents	283	3311	11.7	59t	15

Interceptions	No.	Yds.	Avg.	Long	TD
Byrd	7	38	5.4	22	0
Glenn	4	52	13.0	31	0
Seale	4	47	11.8	25	0
Bennett	3	4	1.3	4	0
Patterson	2	44	22.0	34	0
Lyles	2	28	14.0	28	0
B. Smith	1	9	9.0	9	0
Figaro	1	2	2.0	2	0
Bayless	1	0	0.0	0	0
Chargers	25	224	9.0	34	0
Opponents	19	179	9.4	40	0

Punting	No.	Yds.	Avg.	Net	TB	I-20	Lg.	B
Ilesic	76	3049	40.1	32.9	7	11	64	0
Colbert	8	266	33.3	27.9	0	0	46	0
Chargers	84	3315	39.5	32.4	7	11	64	0
Opponents	79	3050	38.6	32.9	9	21	63	1

Punt Returns	Ret.	FC	Yds.	Avg.	Lg.	TD
McConkey TM	14	15	111	7.9	20	0
Brinson	11	0	112	10.2	52	0
Walker	6	4	31	5.2	13	0
Usher TM	3	0	15	5.0	11	0
Allen TM	2	0	3	1.5	3	0
Lyles	1	0	0	0.0	0	0
Figaro	1	0	0	0.0	0	0
Byrd	0	1	0	—	—	0
Chargers	38	20	272	7.2	52	0
Opponents	43	10	451	10.5	38	0

Kickoff Returns	Ret.	Yds.	Avg.	Long	TD
Holland	29	510	17.6	34	0
A. Miller	21	533	25.4	91t	1
Usher TM	10	159	15.9	26	0
Floyd	3	12	4.0	12	0
Figaro	1	21	21.0	21	0
Chargers	64	1235	19.3	91t	1
Opponents	57	1249	21.9	84t	1

Field Goals	1-19	20-29	30-39	40-49	50+
Bahr	0/0	6/6	6/9	4/6	1/4
Chargers	0/0	6/6	6/9	4/6	1/4
Opponents	1/1	11/12	12/13	4/11	1/4

Bahr (1)(1)(37G)(39G)(29G,51B)(26G,30G,52N)(1)(23G,33N,49G)(1)(27G,38N)(33G,44N,38G)(39G,37N)(1)(43G,42N,20G)(22G,41G,53G,52N,45G)

1988 FINAL STATISTICS

(6-10 Overall) Fourth AFC West - Al Saunders
Home (3-5); Away (3-5)

Date	W/L	Score	Opponent	Att.
09/04	L	13-24	at L.A. Raiders	39,029
09/11	L	3-34	at Denver	75,359
09/18	W	17-6	Seattle	44,449
09/25	W	24-23	at Kansas City	45,498
10/02	L	0-12	Denver	55,763
10/09	L	17-23	New Orleans	42,693
10/16	L	28-31	at Miami	58,972
10/23	L	0-16	Indianapolis	37,722
10/30	L	14-17	at Seattle	59,641
11/06	L	3-13	L.A. Raiders †	55,134
11/13	W	10-7	at Atlanta	26,329
11/20	W	38-24	at L.A. Rams	45,462
11/27	L	10-48	San Francisco	51,484
12/04	L	10-27	at Cincinnati	56,866
12/11	W	20-14	Pittsburgh	33,816
12/18	W	24-13	Kansas City	26,339

Team Statistics		Chargers	Opponents
TOTAL RUSHING DOWNS			
Rushing		255	335
Passing		115	135
Penalty		116	173
Third Down: Made/Att.		70/204	97/221
Third Down Pct.		.343	.439
Fourth Down: Made/Att.		7/19	6/11
Fourth Down Pct.		.368	.545
TOTAL NET YARDS			
Avg. Per Game		44/29	54/18
Total Plays		276.8	336.6
Avg. Per Play		4.7	5.1
NET YARDS RUSHING			
Avg. Per Game		204/1	213/3
Total Rushes		127.6	133.3
NET YARDS PASSING		438	521
Avg. Per Game		2388	3285
Sacked/Yards Lost		149.3	205.3
Gross Yards		31/240	34/240
Attempts/Completions		2628	3525
Completion Pct.		468/241	517/274
Had Intercepted		.515	.530
PUNTS/AVERAGE			
NET PUNTING AVG.		86/43.5	71/39.3
PENALTIES/YARDS		34.5	32.9
FUMBLES/BALL LOST		118/1039	74/619
TOUCHDOWNS		26/12	25/10
Rushing		27	38
Passing		11	22
Returns		5	1
TIME OF POSSESSION			
		28:22	31:38

Score by Quarters	Q1	Q2	Q3	Q4	OT	PTS.
Chargers	72	57	37	65	0	231
Opponents	69	105	57	101	0	332

Scoring	TD	RU	PA	RT	PAT	FG	S	PTS.
Abbott	0	0	0	0	15/15	8/12	0	39
DeLine	0	0	0	0	12/12	6/8	0	30
Early	4	4	0	0	0/0	0/0	0	24
Malone	4	4	0	0	0/0	0/0	0	24
A. Miller	4	0	3	1	0/0	0/0	0	24
Anderson	3	3	0	0	0/0	0/0	0	18
Redden	3	3	0	0	0/0	0/0	0	18
Flutie	2	0	2	0	0/0	0/0	0	12
Holland	2	0	1	0/0	0/0	0/0	0	12
Adams	1	1	0	0/0	0/0	0/0	0	6
Bennett	1	0	1	0/0	0/0	0/0	0	6
Browner	1	0	0	1	0/0	0/0	0	6
James	1	0	1	0/0	0/0	0/0	0	6
Seale	1	0	0	1	0/0	0/0	0	6
Chargers	27	11	11	5	27/27	14/20	0	231
Opponents	38	15	22	1	36/37	22/36	1	332

2-Pt. Conversions: Chargers 0-0, Opponents 0-0

Sacks: Williams 11.0, O'Neal 4.0, Campbell 3.0, Hinkle 3.0, Keys 3.0, Browner 2.5, Phillips 2.0, Bayless 1.0, Glenn 1.0, P. Miller 1.0, Patterson 1.0, Smith 1.0, Wilson 0.5. **Chargers 34.0, Opponents 31.0**

Passing	Att.	Comp.	Yds.	Comp.%	Yds./Att.
Malone	272	147	1580	.540	5.81
Laufenberg	144	69	778	.479	5.40
Vlasic	52	25	270	.481	5.19
James	0	0	0	—	—
Chargers	468	241	2628	.515	5.62
Opponents	517	274	3525	.530	6.82

Rushing	No.	Yds.	Avg.	Long	TD
Anderson	225	1119	5.0	36	3
Spencer	44	215	4.9	24	0
Malone	37	169	4.6	36t	4
Adams	38	149	3.9	14	1
Laufenberg	31	120	3.9	23	0
James	23	105	4.6	23	0
Early	7	63	9.0	37	0
A. Miller	7	45	6.4	20	0
Redden	19	30	1.6	5t	3
Holland	3	19	6.3	10	0
Bernstine	2	7	3.5	5	0
Vlasic	2	0	0.0	0	0
Chargers	438	2041	4.7	37	11
Opponents	521	2133	4.1	37t	15

Receiving	No.	Yds.	Avg.	Long	TD
Holland	39	536	13.7	45	1
A. Miller	36	526	14.6	49	3
James	36	279	7.8	31	1
Anderson	32	182	5.7	20	0
Early	29	375	12.9	38t	4
Bernstine	29	340	11.7	59	0
Flutie	18	208	11.6	28	2
Cox	18	144	8.0	20	0
Jones TM	1	11	11.0	11	0
Spencer	1	14	14.0	14	0
Redden	1	11	11.0	11	0
Sievers TM	1	2	2.0	2	0
Chargers	241	2628	10.9	59	11
Opponents	274	3525	12.9	96t	22

Interceptions	No.	Yds.	Avg.	Long	TD
Byrd	7	82	11.7	42	0
Browner	2	65	32.5	55t	1
Coleman	2	0	0.0	0	0
Bennett	1	21	21.0	21	0
Smith	1	9	9.0	9	0
Faucette	1	2	2.0	2	0
Glenn	1	0	0.0	0	0
Patterson	1	0	0.0	0	0
Chargers	16	179	11.2	55t	1
Opponents	20	307	15.4	44	0

Punting	No.	Yds.	Avg.	Net	TB	I-20	Lg.	B
Mojsiejenko	85	3745	44.1	34.5	11	22	62	1
Chargers	86	3745	43.5	34.5	11	22	62	1
Opponents	71	2792	39.3	32.9	7	16	65	1

Punt Returns	Ret.	Yds.	Avg.	Lg.	TD
James	28	11	278	9.9	24
Flutie	7	5	36	5.1	10
Chargers	35	16	314	9.0	24
Opponents	56	5	558	10.0	36

Kickoff Returns	Ret.	Yds.	Avg.	Long	TD
Holland	31	810	26.1	94t	1
A. Miller	25	648	25.9	93t	1
Adams	1	13	13.0	13	0
Flutie	1	10	10.0	10	0
Jones TM	1	13	13.0	13	0
Spencer	1	16	16.0	16	0
Chargers	60	1510	25.2	94t	2
Opponents	47	1055	22.4	97t	1

Field Goals	1-19	20-29	30-39	40-49	50+
Abbott	0/0	3/3	2/4	3/5	0/0
DeLine	0/0	3/3	1/1	2/4	0/0
Chargers	0/0	6/6	3/5	5/9	0/0
Opponents	0/0	8/9	7/10	5/14	2/3

Abbott (23G,33G) (20G) (48G,30N) (47G) (34B) (35G) (11) (49N) (40G) (23G,43N) (11) (11) (11)

DeLine (11) (11) (11) (11) (11) (11) (38G) (23G) (26G,41N) (24G,42G) (45G,45N)

Defensive Tackles (solo-st-ast-total-pd-ff-fr): Plummer 97-21-118-4-1-0, Glenn 73-17-90-8-1-2, Byrd 55-17-72-15-1-0, Williams 61-10-71-10-2-1, Faucette 43-19-62-3-0-1, Browner 47-12-59-5-0-1, Smith 39-11-50-1-1-0, Patterson 41-3-44-9-1-1, Phillips 33-8-41-1-0-0, Charles 34-6-40-0-1-1, Bennett 35-2-37-9-0-0, Seale 31-5-36-7-1-2, Figaro 24-11-35-1-0-0, Coleman 24-8-32-2-1-1, Bayless 28-3-31-1-0-0, O'Neal 22-6-28-2-1-0, Keys 22-4-26-1-0-1, Miller 19-2-21-3-0-0, Wilson 11-6-17-1-0-0, Campbell 14-1-15-0-0-0, Hinkle 10-1-0-0-0-0, Jackson 6-4-10-0-0-0, Miller 6-2-8-0-0-0, Brandon 4-2-6-1-0-1, Kirk 1-0-1-0-0-1

TD	TD%	Int.	Int.%	Sack/Lost	Rating
6	.022	13	.048	59	58.8
4	.028	5	.035	47t	18/155
1	.019	2	.038	57	3/32
0	—	0	—	0	1/8
11	.024	20	.043	59	31/240
22	.043	16	.031	96t	34/240

1987 FINAL STATISTICS

[8-7 Overall] Third AFC West - Al Saunders
Home (4-3); Away (4-4)

Date	W/L	Score	Opponent	Att.
09/13	L	13-20	at Kansas City	56,940
09/20	W	28-24	St. Louis	47,988
10/04	W	10-9	at Cincinnati	26,209
10/11	W	17-13	at Tampa Bay	23,873
10/18	W	23-17	at L.A. Raiders	23,541
10/25	W	42-21	Kansas City	47,972
11/01	W	27-24 OT	Cleveland	55,381
11/08	W	16-13	at Indianapolis	60,459
11/15	W	16-14	L.A. Raiders †	60,639
11/22	L	3-34	at Seattle	62,444
11/29	L	17-31	Denver †	61,880
12/06	L	18-33	at Houston	31,714
12/13	L	16-20	Pittsburgh	51,605
12/20	L	7-20	Indianapolis	46,211
12/27	L	0-24	at Denver	21,189

Team Statistics		Chargers	Opponents
TOTAL FIRST DOWNS			
Rushing	68	120	
Passing	175	136	
Penalty	21	24	
Third Down: Made/Att.	58/193	75/215	
Third Down Pct.	.301	.349	
Fourth Down: Made/Att.	5/15	6/10	
Fourth Down Pct.	.333	.600	
TOTAL NET YARDS			
Avg. Per Game	4588	4953	
Total Plays	305.9	330.2	
Avg. Per Play	951	1008	
NET YARDS RUSHING			
Total Rushes	1308	2171	
Avg. Per Game	87.2	144.7	
NET YARDS PASSING			
Total Passes	396	522	
Avg. Per Game	3280	2782	
Sacked/Yards Lost	218.7	185.5	
Gross Yards	39/322	45/298	
Attempts/Completions	3602	3080	
Completion Pct.	516/303	441/227	
Had Intercepted	.587	.515	
PUNTS/AVERAGE	23	13	
NET PUNTING AVG.	84/42.0	89/41.5	
PENALTIES/YARDS	33.8	33.6	
FUMBLES/BALL LOST	98/743	107/869	
TOUCHDOWNS	38/20	26/15	
Rushing	29	37	
Passing	11	14	
Returns	13	19	
TIME OF POSSESSION	5	4	
	28:08	31:52	

Score by Quarters	Q1	Q2	Q3	Q4	OT	PTS.
Chargers	79	55	25	91	3	253
Opponents	68	104	68	77	0	317

Scoring	TD	R	PA	RT	PAT	FG	S	PTS.
Abbot	0	0	0	0	22/23	13/22	0	61
James	6	2	3	1	0/0	0/0	0	36
G. Anderson	5	3	2	0	0/0	0/0	0	30
Winslow	3	0	3	0	0/0	0/0	0	18
Gaffney	0	0	0	0	4/5	3/6	0	13
Chandler	0	2	0	0	0/0	0/0	0	12
Fouts	2	2	0	0	0/0	0/0	0	12
Neuhsel	1	1	0	0	0/0	0/0	0	7
Adams	1	1	0	0	0/0	0/0	0	6
Bernstine	1	0	1	0	0/0	0/0	0	6
Brandon	1	0	1	0	0/0	0/0	0	6
Glenn	1	0	1	0	0/0	0/0	0	6
Middleton	1	1	0	0	0/0	0/0	0	6
L. Miller	1	0	0	1	0/0	0/0	0	6
Moffett	1	0	1	0	0/0	0/0	0	6
Patterson TM	1	0	0	1	0/0	0/0	0	6
Sartin	1	1	0	0	0/0	0/0	0	6
A. Williams	1	0	1	0	0/0	0/0	0	6
L. Williams	0	0	0	0	0/0	0/0	1	2
Chargers	29	11	13	5	26/28	16/28	2	253
Opponents	37	14	19	4	36/37	19/29	1	317

2-Pt. Conversions: Chargers 0-0, Opponents 0-0

Sacks: L. Williams 8.0, Phillips 5.0, B. Winter 4.0, Ehin 3.5, Banks 3.0, L. Miller 3.0, Smith 3.0, Bayless 2.5, Uherein 2.5, K. Simmons 1.5, Benson 1.0, Charles 1.0, Hunter 1.0, Jackson 1.0, Kirk 1.0, T. Simmons 1.0, Snipes TM 1.0, K. Wilson 1.0, Anderson 0.5, Glenn 0.5, Chargers 45.0, Opponents 39.0

Defensive Tackles (solo-ast-total-pd-ff-ff): Plummer 76-12-88-2-3-2, Banks 61-10-71-5-2-2, Glenn 57-9-66-6-1-1, Bayless 44-22-66-1-1-1, Plummer 48-14-62-1-0-0, Patterson 55-3-58-13-0-1, Byrd 49-8-57-9-0-1, Phillips 43-10-53-2-0-0, Ehin 36-8-44-3-0-1, Charles 35-9-44-1-1-0, Williams 31-8-39-5-2-0, Jackson 33-5-38-0-1-1, Benson 31-7-38-0-1-1, Miller 21-0-21-1-1-2, Walters 14-6-20-1-0-0, Hunter 15-4-19-0-0-0, Kirk 11-4-15-0-0-0, Holohan 11-0-11-0-0-0, Ware 10-1-11-0-0-0, Taylor 8-3-11-1-0-0, Uherein 6-4-10-0-0-0, Bernstine 6-3-9-0-0-0, Wilson 6-2-8-0-0-0, Stevers 7-0-7-0-0-0, Brandon 4-0-4-0-0-1, Baldwin 3-0-3-0-0-0, Mojsiejenko 2-0-2-0-0-0, Hardison 0-1-1-0-0-0

Passing	Att.	Comp.	Yds.	Comp. %	Yds./Att.
Fouts	364	206	2517	.566	6.91
Neuhsel	59	40	367	.678	6.22
Herrmann	57	37	405	.649	7.11
Kelley	29	17	305	.586	10.52
Vlasic	6	3	8	.500	1.33
Smith	1	0	0	.000	0.00
Chargers	516	303	3602	.587	6.98
Opponents	441	227	3080	.515	6.98

Rushing	No.	Yds.	Avg.	Long	TD
Adams	90	343	3.8	24	1
G. Anderson	80	260	3.3	25	3
Tl. Spencer	73	228	3.1	16	0
James	27	102	3.8	15t	2
Jenkins	22	88	4.0	9	0
Middleton	18	74	2.6	21	1
Sartin	19	52	2.7	10	1
Neuhsel	6	41	6.8	18	1
Redden	11	36	3.3	7	0
To. Spencer	14	24	1.7	5	0
Holland	1	17	17.0	17	0
Kelley	4	17	4.3	10	0
A. Williams	1	11	11.0	11	0
Bernstine	1	9	9.0	9	0
Steels	1	3	3.0	3	0
Zachary	1	3	3.0	3	0
Moffett	1	1	1.0	1	0
Fouts	12	0	0.0	2	2
Herrmann	4	-1	-2.0	0	0
Chargers	396	1308	3.3	25	11
Opponents	522	2171	4.2	53	14

Receiving	No.	Yds.	Avg.	Long	TD
Winslow	53	519	9.8	30	3
G. Anderson	47	503	10.7	38	2
James	41	593	14.5	46	3
Chandler	39	617	15.8	27	2
Holohan	20	239	12.0	18	0
Tl. Spencer	17	123	7.2	18	0
A. Williams	12	247	20.6	57	1
Bernstine	10	76	7.6	15	1
Middleton	8	43	5.4	17	0
Jenkins	8	40	5.0	7	0
Holt	7	56	8.0	17	0
Redden	7	46	6.6	13	0
Holland	6	138	23.0	45	0
Rome	6	49	8.2	13	0
Sartin	6	19	3.2	8	0
Moffett	5	80	16.0	25	1
Adams	4	38	9.5	21	0
Muhammad	2	87	43.5	67	0
To. Spencer	2	47	23.5	45	0
Ware	2	38	19.0	23	0
Steels	1	4	4.0	4	0
Chargers	303	3602	11.9	67	13
Opponents	227	3080	13.6	63t	19

Interceptions	No.	Yds.	Avg.	Long	TD
Smith	5	28	5.6	12	0
Glenn	4	166	41.5	103t	1
Patterson TM	1	75	75.0	75	1
Banks	1	20	20.0	20	0
Plummer	1	2	2.0	2	0
Brazley	1	0	0.0	0	0
Chargers	13	291	22.4	103t	2
Opponents	23	266	11.6	58	1

Punting	No.	Yds.	Avg.	Net	TB	I-20	Lg.	B
Mojsiejenko	67	2875	42.9	35.5	12	15	57	0
Prokop	17	654	38.5	35.1	1	1	50	0
Chargers	84	3529	42.0	33.8	13	16	57	0
Opponents	89	3694	41.5	33.6	10	18	61	1

Punt Returns	Ret.	FC	Yds.	Avg.	Lg.	TD
James	32	7	400	12.5	81t	1
A. Williams	10	1	96	9.6	25	0
Rome	3	1	12	4.0	6	0
Chargers	45	9	508	11.3	81t	1
Opponents	43	9	429	10.0	71t	1

Kickoff Returns	Ret.	Yds.	Avg.	Long	TD
G. Anderson	22	433	19.7	31	0
Holland	19	410	21.6	46	0
Sartin	5	117	23.4	28	0
Adams	4	32	8.0	11	0
Kirk	3	15	5.0	10	0
James	2	41	20.5	21	0
Jenkins	2	46	23.0	25	0
Rome	2	28	14.0	17	0
Bernstine	1	13	13.0	13	0
Hunter	1	0	0.0	0	0
Zachary	1	2	2.0	2	0
Chargers	62	1137	18.3	46	0
Opponents	50	985	19.7	95t	1

Field Goals	1-19	20-29	30-39	40-49	50+
Abbot	0/0	2/3	9/10	2/6	0/3
Gaffney	0/0	3/3	0/3	0/0	0/0
Chargers	0/0	5/6	9/13	2/6	0/3
Opponents	0/0	6/7	6/9	7/12	0/1
Abbot (32t,44N,33G) ((((((1)))((52N,32N,20G,34G))42G,37G,39G) (38G,47G,39G,53N) (33G) (32G) (27G) (42N,46N,48N) (52N) (26N)					
Gaffney (((1) (30N,24G) (27G,38N) (36B,21G) ((((((((((((((((((

Sack/Lost	Rating
24/176	73.1
10/89	80.0
3/37	55.1
1/7	106.3
1/13	16.7
0/0	0.0
39/322	69.9
45/298	76.2

1986 FINAL STATISTICS

(4-12 Overall) Fifth AFC West - Don Coryell (1-7); Al Saunders (3-5)
Home (2-6); Away (2-6)

Date	W/L	Score	Opponent	Att.
09/07	W	50-28	Miami †	57,726
09/14	L	7-20	at New York Giants	74,921
09/21	L	27-30	Washington	57,853
09/28	L	13-17	at L.A. Raiders	63,153
10/06	L	7-33	at Seattle	63,207
10/12	L	14-31	Denver †	55,662
10/19	L	41-42	at Kansas City	55,767
10/26	L	7-23	at Philadelphia	41,469
11/02	L	23-24	Kansas City	48,518
11/09	W	9-3	at Denver	75,012
11/16	L	21-24	Dallas †	55,622
11/20	L	31-37 OT	L.A. Raiders †	56,031
11/30	W	17-3	at Indianapolis	47,950
12/07	W	27-0	Houston	40,103
12/14	L	24-34	Seattle	47,096
12/21	L	17-47	at Cleveland	68,505

Team Statistics	Chargers	Opponents
TOTAL FIRST DOWNS	334	308
Rushing	98	104
Passing	212	182
Penalty	24	22
Third Down: Made/Att.	98/231	95/221
Third Down Pct.	424	430
Fourth Down: Made/Att.	6/13	1/5
Fourth Down Pct.	46.2	20.0
TOTAL NET YARDS	5356	5366
Avg. Per Game	334.8	335.4
Total Plays	1107	1046
Avg. Per Play	4.8	5.1
NET YARDS RUSHING	1576	1678
Avg. Per Game	98.5	104.9
Total Rushes	471	475
NET YARDS PASSING	3780	3688
Avg. Per Game	236.3	230.5
Sacked/Yards Lost	32/265	62/440
Good Yards	4045	4128
Attempts/Completions	604/339	509/288
Completion Pct.	.561	.566
Had Intercepted	33	15
PUNTS/AVERAGE	79/40.4	81/40.8
NET PUNTING AVG.	32.9	34.9
PENALTIES/YARDS	119/977	108/918
FUMBLES/BALL LOST	29/16	42/22
TOUCHDOWNS	41	47
Rushing	19	14
Passing	21	27
Returns	1	6
TIME OF POSSESSION	30:32	29:28

Score by Quarters	Q1	Q2	Q3	Q4	OT	PTS.
Chargers	73	125	48	89	0	335
Opponents	64	98	101	127	6	396

Scoring	TD	RU	PA	RT	PAT	FG	S	PTS.
Benirschke	0	0	0	0	39/41	16/25	0	87
Anderson	9	1	8	0	0/0	0/0	0	54
McGee	7	7	0	0	0/0	0/0	0	42
Spencer	6	6	0	0	0/0	0/0	0	36
Winslow	5	0	5	0	0/0	0/0	0	30
Adams	4	4	0	0	0/0	0/0	0	24
Chandler	4	0	4	0	0/0	0/0	0	24
Joiner	2	0	2	0	0/0	0/0	0	12
Flick	1	1	0	0	0/0	0/0	0	6
Holohan	1	0	1	0	0/0	0/0	0	6
Johnson	1	0	1	0	0/0	0/0	0	6
O'Neal	1	0	0	1	0/0	0/0	0	6
Chargers	41	19	21	1	39/41	16/25	1	335
Opponents	47	14	27	6	45/46	23/31	0	396

2-Pt. Conversions: Chargers 0-0, Opponents 0-0

Sacks: Lee Williams 15.0, O'Neal 12.5, Smith 11.0, Hardison 6.5, Wilson 5.5, Benson 5.0, Ehin 2.5, Plummer 2.5, Robinson TM 1.0, Unrein 0.5, **Chargers 62.0**, Opponents 32.0

Passing	Att.	Comp.	Yds.	Comp.%	Yds./Att.
Fouts	430	252	3031	.586	7.05
Herrmann	97	51	627	.526	6.46
Flick	73	33	361	.452	4.95
Holohan	2	1	21	.500	10.50
Anderson	1	1	4	100.0	4.00
McGee	1	1	1	100.0	1.00
Chargers	604	339	4045	.561	6.70
Opponents	509	288	4128	.566	8.11

Rushing	No.	Yds.	Avg.	Long	TD
Anderson	127	442	3.5	17	1
Adams	118	366	3.1	22	4
Spencer	99	350	3.5	23	6
James	51	224	4.4	24	0
McGee	63	187	3.0	20	7
Herrmann	2	6	3.0	6	0
Flick	6	5	0.8	7	1
Mathison	1	-1	-1.0	-1	0
Fouts	4	-3	-0.7	0	0
Chargers	471	1576	3.3	24	19
Opponents	475	1678	3.5	28t	14

Receiving	No.	Yds.	Avg.	Long	TD
Anderson	80	871	10.9	65t	8
Winslow	64	728	11.4	28t	5
Chandler	56	874	15.6	40	2
Joiner	34	440	12.9	33	4
Johnson	30	399	13.3	30	1
Holohan	29	356	12.3	34	1
James	23	173	7.5	18	0
McGee	10	105	10.5	18	0
Spencer	6	48	8.0	15	0
Adams	4	26	6.5	10	0
Sievers	2	14	7.0	9	0
Ware	1	11	11.0	11	0
Chargers	339	4045	11.9	65t	21
Opponents	288	4128	14.3	72t	27

Interceptions	No.	Yds.	Avg.	Long	TD
Byrd	5	45	9.0	18	0
Dale	4	153	38.3	50	0
Glenn TM	2	31	15.5	31	0
O'Neal	2	22	11.0	17	1
Brown TM	1	23	23.0	23	0
Taylor	1	0	0.0	0	0
Chargers	15	274	18.3	50	1
Opponents	33	421	12.8	80	2

Punting	No.	Yds.	Avg.	Net	TB	I-20	Lg.	B
Mojsiejenko	72	4026	42.0	32.9	11	15	62	2
Chandler	5	167	33.4	33.0	0	0	38	0
Chargers	79	3193	40.4	32.9	11	15	62	2
Opponents	81	3304	40.8	34.9	7	15	59	0

Punt Returns	Ret.	FC	Yds.	Avg.	Lg.	TD
Anderson	9	0	227	9.1	30	0
James	2	6	94	10.4	21	0
Chandler	3	0	13	4.3	10	0
Chargers	37	16	334	9.0	30	0
Opponents	43	5	370	8.6	48	1

Kickoff Returns	Ret.	Yds.	Avg.	Long	TD
Anderson	24	482	20.1	35	0
James	18	315	17.5	31	0
Adams	5	100	20.0	25	0
Spencer	5	81	16.2	21	0
Wyatt	5	74	14.8	23	0
Johnson	3	48	16.0	21	0
Winslow	2	11	5.5	8	0
Chandler	1	11	11.0	11	0
McGee	1	15	15.0	15	0
Plummer	1	0	0.0	0	0
Chargers	65	1137	17.5	35	0
Opponents	60	1088	18.1	46	0

Field Goals	1-19	20-29	30-39	40-49	50+
Benirschke	1/1	6/9	5/8	3/5	1/2
Chargers	1/1	6/9	5/8	3/5	1/2
Opponents	1/1	11/13	8/9	1/6	2/2

Benirschke (26G,36G,36G) (1)(50G,31G) (1)(30N) (1)(50G,35N,21G) (1)(31B) (25G, 48G,26N,21G) (55N,44N) (47G) (19G,26B,43N) (20G,35G) (23G) (40G,23N)

Defensive Tackles (solo-ast-total-pd-fr-fr) Smith 83-27-110-6-4-1, Dale 85-16-101-6-2-0, Plummer 78-20-98-3-1-3, Benson 65-25-90-5-3-1, O'Neal 61-21-82-6-3-1, Williams 57-16-73-6-0-3, Byrd 50-9-59-5-1-0, Lowe 43-12-55-0-1-2, Ehin 30-16-46-0-0-1, Brown 41-2-40-5-1-2, Taylor 33-6-39-12-0-1, Glenn 29-4-33-5-0-2, Davis 27-5-32-8-0-0, Alert 20-12-32-0-0-0, Robinson 20-9-29-3-2-1, Wyatt 19-6-25-1-0-0, Unrein 15-9-24-0-0-0, Hardison 17-6-23-0-1-1, Wilson 19-2-21-1-0-0, Hunter 17-4-21-5-0-0, Sullivan 16-5-21-1-0-0, Nelson 6-2-8-0-0-1, Winter 5-1-6-0-0-0

TD	TD%	Int.	Int.%	Long	Sack/Lost	Rating
16	.037	22	.051	65t	21/173	71.4
2	.021	3	.031	28	5/43	66.8
0	.027	8	.110	26	6/49	29.9
0	.000	0	.000	21	0/0	87.5
1	100.0	0	.000	4t	0/0	122.9
0	.000	0	.000	1	0/0	79.2
21	.035	33	.055	65t	32/245	65.6
27	.053	15	.029	72t	62/460	88.4

1985 FINAL STATISTICS

(8-8 Overall) Fourth AFC West - Don Coryell
Home (6-2); Away (2-6)

Date	W/L	Score	Opponent	Att.
09/08	W	14-9	at Buffalo	67,597
09/15	L	35-49	Seattle	54,420
09/22	W	44-41	at Cincinnati	52,270
09/29	L	7-21	Cleveland	52,107
10/06	L	21-26	at Seattle	61,300
10/13	W	31-20	Kansas City	50,067
10/20	L	17-21	at Minnesota	61,670
10/28	L	21-34	at L.A. Raiders	69,297
11/03	W	30-10	Denver †	57,312
11/10	W	40-34 OT	L.A. Raiders †	58,566
11/17	L	24-30 OT	at Denver	74,376
11/24	L	35-37	at Houston	34,336
12/01	W	40-7	Buffalo	45,487
12/08	W	54-44	Pittsburgh †	52,098
12/15	W	20-14	Philadelphia	45,569
12/22	L	34-38	at Kansas City	18,178

Team Statistics		Chargers	Opponents
TOTAL FIRST DOWNS		380	364
Rushing		92	122
Passing		259	218
Penalty		29	24
Third Down: Made/Att.		86/208	89/209
Third Down Pct.		.413	.426
Fourth Down: Made/Att.		6/10	8/12
Fourth Down Pct.		.600	.667
TOTAL NET YARDS		6535	6265
Avg. Per Game		408.4	391.6
Total Plays		1111	1105
Avg. Per Play		5.9	5.7
NET YARDS RUSHING		1665	1972
Avg. Per Game		104.1	123.3
Total Rushes		440	470
NET YARDS PASSING		4870	4293
Avg. Per Game		304.4	268.3
Sacked/Yards Lost		39/305	40/304
Gross Yards		5175	4597
Attempts/Completions		632/386	595/357
Completion Pct.		.611	.600
Had Intercepted		30	26
PUNTS/AVERAGE		68/42.4	70/38.8
NET PUNTING AVG.		35.7	33.5
PENALTIES/YARDS		100/937	86/703
FUMBLES/BALL LOST		44/19	37/16
TOUCHDOWNS		60	55
Rushing		20	25
Passing		37	28
Returns		3	2
TIME OF POSSESSION		29:21	30:39

Score by Quarters	Q1	Q2	Q3	Q4	OT	PTS.
Chargers	86	134	96	145	6	467
Opponents	82	124	114	109	6	435

Scoring	TD	RU	PA	RT	PAT	FG	S	PTS.
Thomas	0	0	0	0	51/55	18/28	0	105
Chandler	10	0	10	0	0/0	0/0	0	60
Spencer	10	10	0	0	0/0	0/0	0	60
James	8	2	6	0	0/0	0/0	0	48
Anderson	7	4	2	1	0/0	0/0	0	42
Joiner	7	0	7	0	0/0	0/0	0	42
Sievers	6	0	6	0	0/0	0/0	0	36
Holohan	3	0	3	0	0/0	0/0	0	18
McGee	3	0	0	0	0/0	0/0	0	18
Bendross	2	0	2	0	0/0	0/0	0	12
Adams	1	1	0	0	0/0	0/0	0	6
Dale	1	0	0	1	0/0	0/0	0	6
Hendy	1	0	0	1	0/0	0/0	0	6
Johnson	1	0	1	0	0/0	0/0	0	6
Benirschke	0	0	0	0	2/2	0/0	0	6
Chargers	60	20	37	3	53/57	18/28	0	467
Opponents	55	25	28	2	51/53	18/30	0	435

2-Pt. Conversions: Chargers 0-0, Opponents 0-0

Sacks: Williams 9.0, Robinson 7.0, L. King 6.0, Lowe 5.5, Wilson 3.0, Bradley 2.0, Garnett 1.0, B. Smith 2.0, Ehin 1.5, Davis 1.0, Ferguson 1.0, Green 1.0, Chargers 40.0, Opponents 39.0

Passing	Att.	Comp.	Yds.	Comp.%	Yds./Att.
Fouts	430	254	3638	.591	8.46
Herrmann	201	132	1537	.657	7.65
Holohan	1	0	0	.000	0.00
Anderson	0	0	0	—	—
Chargers	632	386	5175	.611	8.19
Opponents	595	357	4597	.600	7.73

Rushing	No.	Yds.	Avg.	Long	TD
James	105	516	4.9	56t	2
Spencer	124	478	3.9	24	10
Anderson	116	429	3.7	27	4
McGee	42	181	4.3	44	3
Adams	16	49	3.1	14	1
Steels TM	6	12	2.0	5	0
Chandler	1	9	9.0	9	0
Mojsiejenko	1	0	0.0	0	0
Fouts	11	-1	-0.1	7	0
Herrmann	18	-8	-0.4	11	0
Chargers	440	1665	3.8	56t	20
Opponents	470	1972	4.2	61	25

Receiving	No.	Yds.	Avg.	Long	TD
James	86	1027	11.9	67t	6
Chandler	67	1199	17.9	75t	10
Joiner	59	932	15.8	39t	7
Holohan	42	458	10.9	23	3
Sievers	41	438	10.7	30	6
Anderson	35	422	12.1	52t	2
Winslow	25	318	12.7	26	0
Bendross	11	156	14.2	54t	2
Spencer	11	135	12.3	43	0
Johnson	4	51	12.8	20t	1
McGee	3	15	5.0	7	0
Adams	1	12	12.0	12	0
Faulkner	1	12	12.0	12	0
Chargers	386	5175	13.4	75t	37
Opponents	357	4597	12.9	84t	28

Interceptions	No.	Yds.	Avg.	Long	TD
Walters	5	71	14.2	30	0
Hendy	4	139	34.8	75t	1
Lowe	3	6	2.0	4	0
Dale	2	83	41.5	47t	1
Bradley	2	36	18.0	18	0
Davis	2	29	14.5	28	0
Green	2	17	8.5	12	0
L. King	2	8	4.0	5	0
McPherson	1	30	30.0	30	0
Byrd	1	25	25.0	25	0
Williams	1	17	17.0	17	0
B. Smith	1	0	0.0	0	0
Chargers	26	461	17.7	75t	2
Opponents	30	268	8.9	27	0

Punting	No.	Yds.	Avg.	Net	B	I-20	Lg.	B
Mojsiejenko	68	2881	42.4	35.7	9	15	67	0
Chargers	68	2881	42.4	35.7	9	15	67	0
Opponents	70	2717	38.8	33.5	8	21	61	1

Punt Returns	Ret.	FC	Yds.	Avg.	Lg.	TD
James	25	8	213	8.5	24	0
McPherson	0	2	0	—	—	0
Steels TM	0	1	0	—	—	0
Chargers	25	11	213	8.5	24	0
Opponents	36	1	274	7.6	20	0

Kickoff Returns	Ret.	Yds.	Avg.	Long	TD
James	36	779	21.6	46	0
Anderson	13	302	23.2	98t	1
Steels TM	10	223	22.3	54	0
McGee	7	135	19.3	33	0
Adams	2	50	25.0	26	0
Bendross	1	2	2.0	2	0
Holohan	1	0	0.0	0	0
Sievers	1	3	3.0	3	0
Chargers	71	1494	21.0	98t	1
Opponents	68	1363	20.0	51	0

Field Goals	1-19	20-29	30-39	40-49	50+
Thomas	1/1	8/8	6/10	3/7	0/2
Chargers	1/1	8/8	6/10	3/7	0/2
Opponents	0/0	5/6	6/10	5/9	2/5

Thomas (1)21G (20G,28G,52N,34G) (31N) (1)30G (42G) (50N) (36G,35G,18G) (34G,23G,30N,35N) (40B,47B,41N,36G) (47N) (24G,28G) (1) (45G,46G) (24G,26G,32N)

Defensive Tackles (solo-ast-total-pd-ff-r) Smith 99-32-131-7-2-3, Green 79-25-104-6-2-2, Byrd 84-16-100-4-2-1, King 68-16-84-3-6-0, Dale 67-10-77-8-1-0, Lowe 50-3-0-1-0, Hendy 44-13-57-4-0-1, Walters 51-5-56-9-0-1, Ehin 39-14-53-3-0-1, Williams 40-9-49-6-1, Bradley 32-3-35-7-0-2, Nelson 26-8-34-0-1-0, Wilson 23-7-30-2-1-1, Robinson 19-1-20-4-0-1, O'Brad 12-8-20-2-0-0, Davis 8-3-11-1-0-0

TD	TD%	Int.	Int.%	Long	Sack/Lost	Rating
27	.063	20	.047	75t	18/135	88.1
10	.050	10	.050	59	19/157	84.5
0	.000	0	.000	0	1/8	39.6
0	—	0	—	0	1/5	—
37	.059	30	.047	75t	39/305	86.8
28	.047	26	.044	84t	40/304	81.8

1984 FINAL STATISTICS

(7-9 Overall) Fifth AFC West - Don Coryell
Home (4-4); Away (3-5)

Date	W/L	Score	Opponent	Att.
09/02	W	42-13	at Minnesota	57,276
09/09	L	17-31	at Seattle	61,314
09/16	W	31-14	Houston †	52,266
09/24	L	30-33	at L.A. Raiders	76,131
09/30	W	27-24	Detroit †	53,509
10/07	W	34-28	at Green Bay	54,045
10/14	L	13-31	at Kansas City	62,233
10/21	L	37-44	L.A. Raiders †	57,442
10/29	L	0-24	Seattle †	53,374
11/05	W	38-10	at Indianapolis	60,145
11/11	L	13-16	Denver †	53,162
11/18	W	34-28 OT	Miami †	53,041
11/25	L	24-52	at Pittsburgh	55,856
12/03	W	20-7	Chicago †	45,470
12/09	L	13-16	at Denver	74,867
12/16	L	21-42	Kansas City †	40,221

Team Statistics		Chargers	Opponents
TOTAL FIRST DOWNS		374	322
Rushing		106	109
Passing		240	189
Penalty		28	24
Third Down: Made/Att.		115/244	83/197
Third Down Pct.		47.1	42.1
Fourth Down: Made/Att.		9/21	9/10
Fourth Down Pct.		42.9	90.0
TOTAL NET YARDS		6297	5936
Avg. Per Game		393.6	371.0
Total Plays		1154	1021
Avg. Per Play		5.5	5.8
NET YARDS RUSHING		1654	1851
Avg. Per Game		103.4	115.7
Total Rushes		456	457
NET YARDS PASSING		4643	4085
Avg. Per Game		290.2	255.3
Sacked/Yards Lost		36/285	33/218
Gross Yards		4928	4303
Attempts/Completions		662/401	531/323
Completion Pct.		.606	.608
Had Intercepted		21	19
PUNTS/AVERAGE		66/42.0	73/39.6
NET PUNTING AVG.		35.1	34.8
PENALTIES/YARDS		112/1023	100/905
FUMBLES/BALL LOST		35/17	34/17
TOUCHDOWNS		48	51
Rushing		18	23
Passing		25	27
Returns		5	1
TIME OF POSSESSION		31:43	28:17

Score by Quarters	Q1	Q2	Q3	Q4	OT	PTS.
Chargers	96	100	62	130	6	394
Opponents	60	127	135	91	0	413

Scoring	TD	RU	PA	RT	PAT	FG	S	PTS.
Benirschke	0	0	0	0	41/41	17/26	0	92
Jackson	9	8	1	0	0/0	0/0	0	54
Chandler	6	0	6	0	0/0	0/0	0	36
Joiner	6	0	6	0	0/0	0/0	0	36
McGee	6	4	2	0	0/0	0/0	0	36
Duckworth	4	0	4	0	0/0	0/0	0	24
P. Johnson TM	3	3	0	0	0/0	0/0	0	18
Sievers	3	0	3	0	0/0	0/0	0	18
Ricardo	0	0	0	0	5/6	3/3	0	14
Byrd	2	0	0	2	0/0	0/0	0	12
Thomas	2	2	0	0	0/0	0/0	0	12
Winslow	2	0	2	0	0/0	0/0	0	12
Holohan	1	0	1	0	0/0	0/0	0	6
James	1	0	0	1	0/0	0/0	0	6
Low	1	0	0	1	0/0	0/0	0	6
Morris	1	1	0	0	0/0	0/0	0	6
L. Williams	1	0	0	1	0/0	0/0	0	6
Chargers	48	18	25	5	46/47	20/29	0	394
Opponents	51	23	27	1	50/50	19/25	0	413

2-Pt. Conversions: Chargers 0-0, Opponents 0-0

Sacks: Ferguson 8.0, Robinson 4.5, King 4.0, Lowe 3.0, B. Smith 3.0, Ehin 2.0, Elko 1.5, Ackerman TM 1.0, Fox 1.0, Green 1.0, Greene 1.0, L. Williams 1.0, Young 1.0, **Chargers 33.0**, Opponents 36.0

Passing	Att.	Comp.	Yds.	Comp.%	Yds./Att.
Fouts	507	317	3740	.625	7.38
Luther	151	83	1163	.550	7.70
Holohan	2	1	25	.500	12.50
James	2	0	0	.000	0.00
Chargers	662	401	4928	.606	1.44
Opponents	531	323	4303	.608	8.10

Rushing	No.	Yds.	Avg.	Long	TD
Jackson	296	1179	4.0	32†	8
McGee	67	226	3.4	30	4
James	25	115	4.6	20	0
Muncie	14	51	3.6	11	0
P. Johnson TM	19	46	2.4	7	3
Thomas	14	43	3.1	9	2
Morris	5	12	2.4	5	1
Luther	4	11	2.8	7	0
Fouts	12	-29	-2.4	3	0
Chargers	456	1654	3.6	32†	18
Opponents	457	1851	4.1	81	23

Receiving	No.	Yds.	Avg.	Long	TD
Joiner	61	793	13.0	41	6
Holohan	56	734	13.1	51	1
Winslow	55	663	12.1	33	2
Chandler	52	708	13.6	63†	6
Sievers	41	438	10.7	32	3
Jackson	39	222	5.7	21	1
Duckworth	25	715	28.6	88†	4
James	23	206	9.0	31	0
Bendross	16	213	13.3	29	0
Egloff	11	92	8.4	17	0
McGee	9	76	8.4	43	2
Morris	5	20	4.0	9	0
Muncie	4	38	9.5	20	0
P. Johnson TM	2	7	3.5	7	0
Gissinger	1	3	3.0	3	0
Fouts	1	0	0.0	0	0
Chargers	401	4928	12.3	88†	25
Opponents	323	4303	13.3	75†	27

Interceptions	No.	Yds.	Avg.	Long	TD
Byrd	4	157	39.3	99†	2
Lowe	3	61	20.3	32†	1
B. Smith	3	41	13.7	21	0
King	2	52	26.0	37	0
Turner	2	43	21.5	43	0
Young	2	31	15.5	31	0
L. Williams	1	66	66.0	66†	1
Fox	1	36	36.0	36	0
Gregor	1	12	12.0	12	0
Chargers	19	499	26.3	99†	4
Opponents	21	180	8.6	31	0

Punting	No.	Yds.	Avg.	Net	TB	I-20	Lg.	B
Buford	66	2773	42.0	35.1	3	11	60	0
Chargers	66	2773	42.0	35.1	3	11	60	0
Opponents	73	2890	39.6	34.8	7	25	63	0

Punt Returns	Ret.	FC	Yds.	Avg.	Lg.	TD
James	30	9	208	6.9	58†	1
Bird TM	1	0	4	4.0	4	0
Henderson	1	2	0	0.0	0	0
L. Smith TM	1	0	0	0.0	0	0
Chandler	0	1	0	—	—	0
Chargers	33	12	212	6.4	58†	1
Opponents	43	5	399	9.3	27	0

Kickoff Returns	Ret.	Yds.	Avg.	Long	TD
James	43	959	22.3	55	0
McGee	14	315	22.5	35	0
Bird TM	2	15	7.5	15	0
Egloff	2	20	10.0	11	0
Gofourth	1	0	0.0	0	0
Jackson	1	10	10.0	10	0
Chargers	63	1319	20.9	55	0
Opponents	72	1437	20.0	44	0

Field Goals	1-19	20-29	30-39	40-49	50+
Benirschke	1/1	4/6	3/4	8/11	1/4
Ricardo	0/0	1/1	1/1	1/1	0/0
Chargers	1/1	5/7	4/5	9/12	1/4
Opponents	0/0	2/2	5/9	8/9	4/5
Benirschke (288) (43G) (23G) (51G,33G,48G) (18G,41G) (31G,25N,58N,39G) () (23G) (49G,46N,43G) (46N) (29G,49N) (48G,27G,52N) (42G,41G,53N) (39N) () () () () (38G,42G) (29G) () () () ()					

Defensive Tackles (solo-ast-total-pd-ff-r) Green 106-29-135-4-1-1, Smith 88-27-115-3-0-3, King 75-17-92-9-0-1, Byrd 47-7-54-13-0-0, Lowe 39-15-54-3-1-0, Ferguson 40-10-50-2-2-1, Fox 40-6-46-6-0-1, Greene 33-10-43-1-0-2, Elko 32-11-43-2-0-0, Ehin 29-13-42-0-0-1, Young 30-9-39-8-1-1, Turner 30-6-36-4-0-1, Thrift 28-3-31-0-0-0, Henderson 24-3-27-1-0-0, Smith 23-2-26-6-0-0, Osby 20-2-22-0-0-0, Gregor 16-5-21-0-0-0, McPherson 12-7-19-4-0-1, Walters 13-4-17-3-0-0, Robinson 12-5-17-1-0-2, Preson 11-6-17-0-1-1, Williams 11-3-14-0-0-1, Bradley 9-5-14-2-0-0, Ackerman 7-3-10-0-0-0

TD	TD%	Int.	Int.%	Long	Sack/Lost	Rating
19	0.037	17	0.034	61†	29/228	83.4
5	0.033	3	0.030	88†	7/57	82.7
1	0.000	0	0.000	25†	0/0	135.4
0	0.000	1	0.000	0	0/0	0.0
25	.038	21	.032	88†	36/285	82.9
27	.051	19	.036	75†	33/218	88.6

1983 FINAL STATISTICS

(6-10 Overall) Fourth AFC West - Don Coryell Home (4-4); Away (2-6)

Date	W/L	Score	Opponent	Att.
09/04	L	29-41	New York Jets †	51,004
09/12	W	17-14	at Kansas City	62,150
09/18	L	31-34	at Seattle	61,714
09/25	L	24-30 OT	Cleveland †	49,482
10/02	W	41-34	at New York Giants	73,892
10/09	W	28-21	Seattle †	49,132
10/16	L	21-37	at New England	59,016
10/23	L	6-14	at Denver	74,581
10/31	L	24-27	Washington †	46,114
11/06	L	3-26	at Pittsburgh	58,191
11/13	W	24-23	Dallas †	46,192
11/20	L	14-44	at St. Louis	40,644
11/27	W	31-7	Denver †	43,650
12/01	L	10-42	L.A. Raiders †	47,760
12/11	W	41-38	Kansas City †	35,510
12/18	L	14-30	at L.A. Raiders	57,325

Team Statistics

	Chargers	Opponents
TOTAL FIRST DOWNS	361	347
Rushing	106	137
Passing	230	187
Penalty	25	23
Third Down: Made/Att.	93/215	109/231
Third Down Pct.	433	472
Fourth Down: Made/Att.	10/21	8/15
Fourth Down Pct.	476	533
TOTAL NET YARDS	6197	5955
Avg. Per Game	387.3	372.2
Total Plays	1086	1127
Avg. Per Play	5.7	5.3
NET YARDS RUSHING	1536	2173
Avg. Per Game	96.0	135.8
Total Rushes	423	552
NET YARDS PASSING	4661	3782
Avg. Per Game	291.3	236.4
Sacked/Yards Lost	28/230	31/269
Gross Yards	4891	4051
Attempts/Completions	635/369	544/330
Completion Pct.	.581	.607
Had Intercepted	33	16
PUNTS/AVERAGE	63/43.9	70/39.7
NET PUNTING AVG.	36.6	36.1
FUMBLIES/YARDS	115/961	111/953
FUMBLES/BALL LOST	42/72	26/17
TOUCHDOWNS		
Rushing	16	26
Passing	27	28
Returns	2	3
TIME OF POSSESSION	28:04	31:56

Score by Quarters

Chargers	Q1	Q2	Q3	Q4	OT	PTS.
Chargers	92	92	75	99	0	358
Opponents	83	137	95	141	6	462

Scoring

	TD	RU	PA	RT	PAT	FG	S	PTS.
Benirschke	0	0	0	0	43/45	15/24	0	88
Muncie	13	12	1	0	0/0	0/0	0	78
Winslow	8	0	8	0	0/0	0/0	0	48
Chandler	5	0	5	0	0/0	0/0	0	30
Duckworth	5	0	5	0	0/0	0/0	0	30
Brooks	3	3	0	0	0/0	0/0	0	18
Joiner	3	0	3	0	0/0	0/0	0	18
Sievers	3	0	3	0	0/0	0/0	0	18
Holohan	2	0	2	0	0/0	0/0	0	12
Fouts	1	1	0	0	0/0	0/0	0	6
Nelson	1	0	0	1	0/0	0/0	0	6
Young	1	0	0	1	0/0	0/0	0	6
Chargers	45	16	27	2	43/45	15/24	0	358
Opponents	57	26	28	3	54/56	22/29	0	462

2-Pt. Conversions: Chargers 0-0, Opponents 0-0

Sacks: King 8.0, Ferguson 5.0, Lowe 4.5, Johnson 3.0, B. Smith 3.0, Ackerman 1.5, Green 1.0, Henderson 1.0, McPherson 1.0, Young 1.0, Bradley 0.5, Elko 0.5, **Chargers 31.0**, Opponents 28.0

Passing	Att.	Comp.	Yds.	Comp.%	Yds./Att.	TD	TD%	Int.	Int.%	Long	Sack/Lost	Rating
Fouts	340	215	2975	.632	8.75	20	.059	15	.044	59t	14/107	92.5
Luther	287	151	1875	.526	6.53	7	.024	17	.059	46	13/120	56.6
Mathison	5	3	41	.600	8.20	0	0.000	1	.200	25	0/0	46.7
Buford	1	0	0	.000	0.00	0	0.000	0	.000	0	0/0	39.6
Holohan	1	0	0	.000	0.00	0	0.000	0	.000	0	0/0	39.6
S. Smith	1	0	0	.000	0.00	0	0.000	0	.000	0	0/0	39.6
Chandler	0	0	0	—	—	0	—	0	—	0	1/3	—
Chargers	635	369	4891	.581	7.70	27	.043	33	.052	59t	28/230	75.1
Opponents	544	330	4051	.607	7.45	28	.051	16	.029	71t	31/269	88.6

Rushing	No.	Yds.	Avg.	Long	TD
Muncie	235	886	3.8	34t	12
Brooks	127	516	4.1	61t	3
S. Smith	24	91	3.8	20	0
Jackson	11	39	3.5	6	0
Chandler	2	25	12.5	23	0
Cappelletti	1	5	5.0	5	0
Mathison	1	0	0.0	0	0
Fouts	12	-5	-0.4	3	1
Sievers	1	-7	-7.0	-7	0
Luther	9	-14	-1.6	8	0
Chargers	423	1536	3.6	61t	16
Opponents	552	2173	3.9	49t	26

Receiving	No.	Yds.	Avg.	Long	TD
Winslow	88	1172	13.3	46	8
Joiner	65	960	14.8	33t	3
Chandler	58	845	14.6	44t	5
Muncie	42	396	9.4	27	1
Sievers	33	452	13.7	28	3
Brooks	25	215	8.6	36	0
Holohan	23	272	11.8	35	2
Duckworth	20	422	21.1	59t	5
S. Smith	6	51	8.5	21	0
Jackson	5	42	8.4	10	0
Carr	2	36	18.0	23	0
Scales	2	28	14.0	14	0
Chargers	369	4891	13.3	59t	27
Opponents	330	4051	12.3	71t	28

Interceptions	No.	Yds.	Avg.	Long	TD
Walters	7	55	7.9	33	0
Young	2	49	24.5	40t	1
Fox	2	14	7.0	14	0
King	1	19	19.0	19	0
Preston	1	13	13.0	13	0
Green	1	3	3.0	3	0
Byrd	1	0	0.0	0	0
McPherson	1	0	0.0	0	0
Chargers	16	153	9.6	40t	1
Opponents	33	377	11.4	39	2

Punting	No.	Yds.	Avg.	Net	TB	I-20	Lg.	B
Buford	63	2763	43.9	36.6	8	13	60	0
Chargers	63	2763	43.9	36.6	8	13	60	0
Opponents	70	2780	39.7	36.1	2	27	55	1

Punt Returns	Ret.	FC	Yds.	Avg.	Lg.	TD
Brooks	18	4	137	7.6	30	0
Chandler	8	6	26	3.3	11	0
Fortune	4	0	16	4.0	9	0
Scales	2	0	34	17.0	30	0
Laird	1	0	0	0.0	0	0
Chargers	33	10	213	6.5	30	0
Opponents	35	5	299	8.5	28	0

Kickoff Returns	Ret.	Yds.	Avg.	Long	TD
Brooks	32	607	19.0	34	0
Laird	15	342	22.8	41	0
Jackson	11	201	18.3	32	0
McPherson	5	77	15.4	19	0
Jodat	3	45	15.0	18	0
Young	3	41	13.7	19	0
S. Smith	2	32	16.0	21	0
Scales	1	16	16.0	16	0
Sievers	1	6	6.0	6	0
B. Smith	1	10	10.0	10	0
Chargers	74	1377	18.6	41	0
Opponents	70	1426	20.4	64	0

Field Goals	1-19	20-29	30-39	40-49	50+
Benirschke	0/0	7/7	5/7	2/7	1/3
Chargers	0/0	7/7	5/7	2/7	1/3
Opponents	0/0	6/6	5/5	11/13	6/8

Benirschke (23G,46N) (51G,46N) (26G,46N) (37G,34N,41N,49N) (40G,37G) (11) (29G,30G,53N) (43G) (39G,52N) (37G) (1) (34N,20G) (24G) (27G,28G) (1)

1982 FINAL STATISTICS

(6-3 Overall) Second AFC West - Don Coryell
Home (3-1); Away (3-2); Postseason (1-1)

Date	W/L	Score	Opponent	Att.
09/12	W	23-3	at Denver	73,564
09/19	L	12-19	at Kansas City	60,514
11/22	L	24-28	at L.A. Raiders	42,162
11/28	W	30-20	Denver †	47,629
12/05	W	30-13	at Cleveland	54,064
12/11	W	41-37	at San Francisco	55,988
12/20	W	50-34	Cincinnati †	51,296
12/26	W	44-26	Baltimore †	49,711
01/02	L	34-41	L.A. Raiders †	51,612
AFC Wild Card Playoffs				
01/09	W	31-28	at Pittsburgh	53,546
AFC Divisional Playoffs				
01/16	L	13-34	at Miami	71,383

Team Statistics	Chargers	Opponents
TOTAL FIRST DOWNS	233	196
Rushing	72	65
Passing	145	119
Penalty	16	12
Third Down: Made/Att.	53/102	39/103
Third Down Pct.	.520	.379
Fourth Down: Made/Att.	0/1	7/11
Fourth Down Pct.	.000	.636
TOTAL NET YARDS	4048	3253
Avg. Per Game	449.8	361.4
Total Plays	617	591
Avg. Per Play	6.6	5.5
NET YARDS RUSHING	1121	961
Avg. Per Game	124.6	106.8
Total Rushes	267	230
NET YARDS PASSING	2927	2292
Avg. Per Game	325.2	254.7
Sacked/Yards Lost	12/94	19/145
Gross Yards	3021	2437
Attempts/Completions	338/208	342/233
Completion Pct.	.615	.681
Had Intercepted	12	13
PUNTS/AVERAGE	23/37.7	27/44.9
NET PUNTING AVG.	31.4	34.6
PENALTIES/YARDS	64/530	70/612
FUMBLES/BALL LOST	17/8	19/12
TOUCHDOWNS	34	25
Rushing	15	10
Passing	19	10
Returns	0	5
TIME OF POSSESSION	29:18	30:42

Score by Quarters	Q1	Q2	Q3	Q4	OT	PTS.
Chargers	51	90	83	64	0	288
Opponents	30	63	71	57	0	221

Scoring	TD	RU	PA	RT	PAT	FG	S	PTS.
Benirschke	0	0	0	0	32/34	16/22	0	80
Chandler	9	0	9	0	0/0	0/0	0	54
Muncie	9	8	1	0	0/0	0/0	0	54
Brooks	6	6	0	0	0/0	0/0	0	36
Winslow	6	0	6	0	0/0	0/0	0	36
Fitzkee	1	0	1	0	0/0	0/0	0	6
Fouts	1	1	0	0	0/0	0/0	0	6
Scales	1	0	1	0	0/0	0/0	0	6
Sievers	1	0	1	0	0/0	0/0	0	6
Johnson	0	0	0	0	0/0	0/0	1	2
Chargers	34	15	19	0	32/34	16/22	2	288
Opponents	25	10	10	5	23/24	16/19	0	221

2-Pt. Conversions: Chargers 0-0, Opponents 0-0

Sacks: Ferguson 4.5, Johnson 4.0, Ackerman 3.0, Kelcher 2.0, Lowe 2.0, Jones 1.5, King 1.0, W. Young 1.0, **Chargers 19.0**, Opponents 12.0

Passing	Att.	Comp.	Yds.	Comp. %	Yds./Att.	TD	TD%	Int.	Int. %	Long	Sack/Lost	Rating
Fouts	330	204	2883	.618	8.74	17	.052	11	.033	44t	12/94	93.3
Luther	4	2	55	.500	13.75	0	.000	1	.250	55	0/0	56.3
Muncie	3	2	83	.667	27.67	2	.667	0	.000	66t	0/0	149.3
Winslow	1	0	0	.000	0.00	0	.000	0	.000	0	0/0	39.6
Chargers	338	208	3021	.615	8.94	19	.056	12	.036	66t	12/94	94.6
Opponents	342	233	2437	.681	7.13	10	.029	13	.038	49	19/145	82.5

Rushing	No.	Yds.	Avg.	Long	TD
Muncie	138	569	4.1	27	8
Brooks	87	430	4.9	48t	6
Cappelletti	22	82	3.7	17	0
Chandler	5	32	6.4	21	0
Fouts	9	8	0.9	9	1
Jodat	3	7	2.3	3	0
R. Bell	2	6	3.0	4	0
Luther	1	-13	-13.0	-13	0
Chargers	267	1121	4.2	48t	15
Opponents	230	961	4.2	30	10

Receiving	No.	Yds.	Avg.	Long	TD
Winslow	54	721	13.4	40	6
Chandler	49	1032	21.1	66t	9
Joiner	36	545	15.1	43	0
Muncie	25	207	8.3	39	1
Brooks	13	66	5.1	12	0
Sievers	12	173	14.4	26	1
Cappelletti	7	48	6.9	22	0
Scales	6	105	17.5	29t	1
Fitzkee	3	47	15.7	18t	1
Duckworth	2	77	38.5	55	0
Jodat	1	0	0.0	0	0
Chargers	208	3021	14.5	66t	19
Opponents	233	2437	10.5	49	10

Interceptions	No.	Yds.	Avg.	Long	TD
Fox	4	103	25.8	35	0
Thrift	2	16	8.0	9	0
Williams	2	12	6.0	6	0
A. Young	2	9	4.5	9	0
Gregor	1	6	6.0	6	0
Lowe	1	2	2.0	2	0
Allen	1	0	0.0	0	0
Chargers	13	148	11.4	35	0
Opponents	12	262	21.8	62t	3

Punting	No.	Yds.	Avg.	Net	TB	I-20	Lg.	B
Buford	21	868	41.3	31.4	3	5	71	2
Chargers	23	868	37.7	31.4	3	5	71	2
Opponents	27	1213	44.9	34.6	7	3	60	0

Punt Returns	Ret.	FC	Yds.	Avg.	Lg.	TD
Brooks	12	4	138	11.5	29	0
Chandler	0	1	0	—	0	0
Chargers	12	5	138	11.5	29	0
Opponents	7	2	86	12.3	30	0

Kickoff Returns	Ret.	Yds.	Avg.	Long	TD
Brooks	33	749	22.7	47	0
A. Young	4	45	11.3	16	0
Jodat	3	45	15.0	16	0
Bauer	2	24	12.0	15	0
R. Bell	1	10	10.0	10	0
Gissingner	1	0	0.0	0	0
Sievers	1	17	17.0	17	0
Chargers	45	890	19.8	47	0
Opponents	51	991	19.4	36	0

Field Goals	1-19	20-29	30-39	40-49	50+
Benirschke	2/2	6/7	0/1	7/7	1/5
Chargers	2/2	6/7	0/1	7/7	1/5
Opponents	2/2	4/4	4/6	5/6	1/1

Benirschke (51G,24G,40G,50N,58N) (49G) (19G,33N) (41G,18G,42G) (24G) (25G, 50N,41G) (43G,26G) (45G,53N) (27G,23G,20N)

1981 FINAL STATISTICS

[10-6 Overall] First AFC West - Don Coryell
Home (5-3); Away (5-3); Postseason (1-1)

Date	W/L	Score	Opponent	Att.
09/07	W	44-14	at Cleveland	78,904
09/13	W	28-23	Detroit †	51,264
09/20	W	42-31	at Kansas City	63,866
09/27	L	24-42	at Denver	74,822
10/04	W	24-10	Seattle †	51,463
10/11	L	31-33	Minnesota †	50,708
10/18	W	43-14	at Baltimore	41,921
10/25	L	17-20 OT	at Chicago	52,906
11/01	W	22-20	Kansas City †	51,307
11/08	L	17-40	Cincinnati †	51,259
11/16	L	23-44	at Seattle	58,628
11/22	W	55-21	at Oakland	50,199
11/29	W	34-17	Denver †	51,533
12/06	L	27-28	Buffalo †	51,488
12/13	W	24-23	at Tampa Bay	67,388
12/21	W	23-10	Oakland †	52,279

AFC Divisional Playoffs

01/02 W 41-38 OT at Miami 73,735

AFC Championship Game

01/10 L 7-27 at Cincinnati 46,302

Team Statistics

	Chargers	Opponents
TOTAL FIRST DOWNS	379	365
Rushing	127	114
Passing	224	216
Penalty	28	35
Third Down: Made/Att.	108/221	93/220
Third Down Pct.	48%	42%
Fourth Down: Made/Att.	0/0	0/0
Fourth Down Pct.	0.00	0.00
TOTAL NET YARDS	6744	6136
Avg. Per Game	421.5	383.5
Total Plays	1129	1109
Avg. Per Play	6.0	5.5
NET YARDS RUSHING	2005	1825
Avg. Per Game	125.3	114.1
Total Rushes	481	491
NET YARDS PASSING	4739	4311
Avg. Per Game	296.2	269.4
Sacked/Yards Lost	19/134	47/384
Gross Yards	4873	4695
Attempts/Completions	629/368	571/313
Completion Pct.	58%	54%
Had Intercepted	18	23
PUNTS/AVERAGE	63/40.3	72/40.3
NET PUNTING AVG.	35.4	33.1
PENALTIES/YARDS	128/947	108/877
FUMBLES/BALL LOST	39/22	38/18
TOUCHDOWNS	61	48
Rushing	26	25
Passing	34	22
Returns	1	1
TIME OF POSSESSION	29:17	30:43

Score by Quarters

Chargers	Q1	Q2	Q3	Q4	OT	PTS.
Chargers	101	157	95	125	0	478
Opponents	83	124	100	80	3	390

Scoring	TD	RU	PA	RT	PAT	FG	S	PTS.
Muncie	19	19	0	0	0/0	0/0	0	114
Benirschke	0	0	0	0	55/61	19/26	0	112
Winslow	10	0	10	0	0/0	0/0	0	60
Joiner	7	0	7	0	0/0	0/0	0	42
J. Brooks	6	3	3	0	0/0	0/0	0	36
Chandler TM	5	0	5	0	0/0	0/0	0	30
Cappelletti	5	4	1	0	0/0	0/0	0	30
Sievers	3	0	3	0	0/0	0/0	0	18
Smith TM	2	0	2	0	0/0	0/0	0	12
Bauer	1	0	1	0	0/0	0/0	0	6
Johnson	1	0	0	1	0/0	0/0	0	6
Scales	1	0	1	0	0/0	0/0	0	6
C. Williams	1	0	1	0	0/0	0/0	0	6
Chargers	61	26	34	1	55/61	19/26	0	478
Opponents	48	25	22	1	45/48	19/26	0	390

2-Pt. Conversions: Chargers 0-0, Opponents 0-0

Sacks: Chargers 47.0, Opponents 19.0

Passing	Att.	Comp.	Yds.	Comp.%	Yds./Att.	TD	TD%	Int.	Int.%	Long	Sack/Lost	Rating
Fouts	609	360	4802	.591	7.89	33	.054	17	.028	67t	19/134	90.6
Luther	15	7	68	.467	4.53	0	0.000	1	.067	25	0/0	32.1
Chandler TM	2	0	0	.000	0.00	0	0.000	0	0.000	0	0/0	39.6
Winslow	2	0	0	.000	0.00	0	0.000	0	0.000	0	0/0	39.6
Muncie	1	1	3	100.0	3.00	1	100.0	0	0.000	3t	0/0	118.8
Chargers	629	368	4873	.585	7.75	34	.054	18	.029	67t	19/134	89.2
Opponents	571	313	4695	.548	8.22	22	.039	23	.040	93t	47/384	78.1

Rushing	No.	Yds.	Avg.	Long	TD
Muncie	251	1144	4.6	73t	19
J. Brooks	109	525	4.8	28t	3
Cappelletti	68	254	3.7	30	4
Fouts	22	56	2.5	13	0
C. Williams	20	26	1.3	6	0
Bauer	2	7	3.5	4	0
Roberts	1	2	2.0	2	0
Chandler TM	5	-1	-0.2	9	0
Luther	3	-8	-2.7	-1	0
Chargers	481	2005	4.2	73t	26
Opponents	491	1825	3.7	28	25

Receiving	No.	Yds.	Avg.	Long	TD
Winslow	88	1075	12.2	67t	10
Joiner	70	1188	17.0	57	7
Chandler TM	52	857	16.5	51t	5
J. Brooks	46	329	7.2	29t	3
Muncie	43	362	8.4	32	0
Sievers	22	276	12.5	32	3
Scales	19	429	22.6	60t	1
C. Williams	12	108	9.0	15	1
Cappelletti	10	126	12.6	25	1
Smith TM	3	84	28.0	39t	2
B. Brooks TM	1	21	21.0	21	0
Holohan	1	14	14.0	14	0
Bauer	1	4	4.0	4t	1
Chargers	368	4873	13.2	67t	34
Opponents	313	4695	15.0	93t	22

Interceptions	No.	Yds.	Avg.	Long	TD
Buchanan	5	31	6.2	18	0
P. Shaw	3	50	16.7	23	0
Lowe	3	0	0.0	0	0
M. Williams	3	0	0.0	0	0
Edwards	2	45	22.5	39	0
Gregor	2	11	5.5	11	0
Johnson	1	41	41.0	36	1
King	1	28	28.0	28	0
Horn	1	12	12.0	12	0
Jones	1	6	6.0	6	0
Duncan	1	0	0.0	0	0
Chargers	23	224	9.7	39	1
Opponents	18	377	20.9	102t	1

Punting	No.	Yds.	Avg.	Net	TB	I-20	Lg.	B
Roberts	62	2540	41.0	35.4	7	16	61	1
Chargers	63	2540	40.3	35.4	7	16	61	1
Opponents	72	2900	40.3	33.1	7	20	56	0

Punt Returns	Ret.	FC	Yds.	Avg.	Lg.	TD
J. Brooks	22	6	290	13.2	42	0
Chandler TM	5	3	79	15.8	30	0
Bauer	1	0	7	7.0	7	0
Edwards	1	0	1	1.0	1	0
Phillips	1	0	0	0.0	0	0
P. Shaw	1	0	1	1.0	1	0
M. Williams	0	1	0	-	-	0
Chargers	31	10	378	12.2	42	0
Opponents	31	7	168	5.4	21	0

Kickoff Returns	Ret.	Yds.	Avg.	Long	TD
J. Brooks	40	949	23.7	47	0
Chandler TM	8	125	15.6	30	0
P. Shaw	6	103	17.2	24	0
C. Williams	4	47	11.8	23	0
Gregor	3	47	15.7	20	0
Sievers	2	4	2.0	4	0
Smith TM	2	32	16.0	20	0
Thompson TM	2	44	22.0	25	0
Bauer	1	14	14.0	14	0
Beaudoin	1	31	31.0	31	0
Henderson	1	26	26.0	26	0
Chargers	70	1422	20.3	47	0
Opponents	88	1528	17.4	48	0

Field Goals	1-19	20-29	30-39	40-49	50+
Benirschke	2/2	7/7	5/8	3/4	2/5
Chargers	2/2	7/7	5/8	3/4	2/5
Opponents	1/2	7/7	9/9	2/5	0/3

Benirschke [50G,43G,32G] () [30N,50N] [52G] [47G] [31N,39G] [30G] [52N,18G] [29G,19G,22G] [37N,47G] [32G] () [41N,50N] [29G,27G] [29G] [24G,27G,39G]

1980 FINAL STATISTICS

[11-5 Overall] First AFC West - Don Coryell
Home (6-2); Away (5-3); Postseason (1-1)

Date	W/L	Score	Opponent	Att.
09/07	W	34-13	at Seattle	62,042
09/14	W	30-24 OT	Oakland †	51,943
09/21	W	30-13	at Denver	74,970
09/28	W	24-7	at Kansas City	45,161
10/05	L	24-26	Buffalo †	51,982
10/12	L	24-38	at Oakland	44,826
10/19	W	44-7	New York Giants †	50,397
10/26	L	31-42	at Dallas	60,639
11/02	W	31-14	at Cincinnati	46,406
11/09	L	13-20	Denver †	51,435
11/16	W	20-7	at Miami	60,248
11/20	W	27-24 OT	at Philadelphia †	63,013
11/30	W	22-21	at Washington	51,567
12/07	L	17-40	Seattle †	48,556
12/13	W	21-14	Pittsburgh †	49,980
12/22	W	26-17	Pittsburgh †	51,785
AFC Divisional Playoffs				
01/03	W	20-14	Buffalo †	52,028
AFC Championship Game				
01/11	L	27-34	Oakland †	52,428

Team Statistics	Chargers	Opponents
TOTAL FIRST DOWNS	372	284
Rushing	106	101
Passing	244	156
Penalty	97/210	27
Third Down: Made/Att.	462	383
Fourth Down: Made/Att.	0/0	0/0
Fourth Down Pct.	.000	.000
TOTAL NET YARDS	6410	4691
Avg. Per Game	400.6	293.2
Total Plays	1135	1057
Avg. Per Play	5.6	4.4
NET YARDS RUSHING	1879	1842
Avg. Per Game	117.4	115.1
Total Rushes	509	478
NET YARDS PASSING	4531	2849
Avg. Per Game	283.2	178.1
Sacked/Yards Lost	32/210	60/475
Gross Yards	4741	3324
Attempts/Completions	594/350	519/300
Completion Pct.	.589	.578
Had Intercepted	26	20
PUNTS/AVERAGE	61/38.5	86/40.4
NET PUNTING AVG.	31.6	34.8
PENALTIES/YARDS	109/912	104/880
FUMBLES/BALL LOST	40/22	39/18
TOUCHDOWNS	50	40
Rushing	18	18
Passing	30	18
Returns	2	4
TIME OF POSSESSION	29:41	30:19

Score by Quarters	Q1	Q2	Q3	Q4	OT	PTS.
Chargers	69	190	72	78	9	418
Opponents	54	76	85	112	0	327

Scoring	TD	RU	PA	RT	PAT	FG	S	PTS.
Benirschke	0	0	0	0	46/48	24/36	0	118
Jefferson	13	0	13	0	0/0	0/0	0	78
Winslow	9	0	9	0	0/0	0/0	0	54
Cappelletti	5	5	0	0	0/0	0/0	0	30
Muncie TM	4	4	0	0	0/0	0/0	0	24
Joiner	4	0	4	0	0/0	0/0	0	24
C. Williams	4	3	1	0	0/0	0/0	0	24
Thomas	3	3	0	0	0/0	0/0	0	18
Fouts	2	2	0	0	0/0	0/0	0	12
McCrary	2	0	2	0	0/0	0/0	0	12
Bauer	1	1	0	0	0/0	0/0	0	6
Edwards	1	0	0	1	0/0	0/0	0	6
Floyd	1	0	1	0	0/0	0/0	0	6
Low	1	0	0	1	0/0	0/0	0	6
Chargers	50	18	30	2	46/48	24/36	0	418
Opponents	48	18	4	39/40	16/34	0	0	327

2-Pt. Conversions: Chargers 0-0, Opponents 0-0

Sacks: Chargers 60.0, Opponents 32.0

Passing	Att.	Comp.	Yds.	Comp.%	Yds./Att.	TD	TD%	Int.	Int.%	Long	Sack/Lost	Rating
Fouts	589	348	4715	.591	8.01	30	.051	24	.041	65	32/210	84.7
Luther	3	2	26	.667	8.67	0	.000	1	.333	13	0/0	54.2
Thomas	2	0	0	.000	0.00	0	.000	1	.500	0	0/0	0.0
Chargers	594	350	4741	.589	7.98	30	.051	26	.044	65	32/210	83.0
Opponents	519	300	3324	.578	6.40	18	.035	20	.039	61	60/475	72.4

Rushing	No.	Yds.	Avg.	Long	TD
Muncie TM	135	659	4.9	53	4
Thomas	118	484	4.1	18	3
Cappelletti	101	364	3.6	46	5
C. Williams	97	258	2.7	13	3
Russell	8	41	5.1	10	0
Bauer	10	34	3.4	7	1
Jefferson	1	16	16.0	16	0
Fouts	23	15	0.7	9	2
D. Woods TM	4	10	2.5	5	0
Luther	3	5	1.7	9	0
Fuller	2	0	0.0	0	0
Partridge	3	0	0.0	0	0
Harrington	4	-7	-1.7	-1	0
Chargers	509	1879	3.7	53	18
Opponents	478	1842	3.9	89t	18

Receiving	No.	Yds.	Avg.	Long	TD
Winslow	89	1290	14.5	65	9
Jefferson	82	1340	16.3	58t	13
Joiner	71	1132	15.9	51	4
Thomas	29	218	7.5	27	0
C. Williams	26	230	8.8	26	1
Muncie TM	24	234	9.8	19	0
Cappelletti	13	112	8.6	12	0
McCrary	11	106	9.6	28t	2
Smith	4	48	12.0	24	0
Floyd	1	31	31.0	31t	1
Chargers	350	4741	13.5	65	30
Opponents	300	3324	11.1	61	18

Interceptions	No.	Yds.	Avg.	Long	TD
Edwards	5	122	24.4	68t	1
P. Shaw	4	50	12.5	25	0
Low	3	72	24.0	28	1
Buchanon	2	13	6.5	7	0
Laslavic	2	11	5.5	11	0
Kelcher	1	2	2.0	2	0
Stringer	1	0	0.0	0	0
Thrift	1	0	0.0	0	0
M. Williams	1	0	0.0	0	0
Chargers	20	270	13.5	68t	2
Opponents	26	419	16.1	51t	1

Punting	No.	Yds.	Avg.	Net	TB	I-20	Lg.	B
Partridge	60	2347	39.1	31.6	3	10	55	1
Chargers	61	2347	38.5	31.6	3	10	55	1
Opponents	86	3471	40.4	34.8	7	21	62	3

Punt Returns	Ret.	FC	Yds.	Avg.	Lg.	TD
Fuller	30	12	298	9.9	31	0
P. Shaw	5	0	20	4.0	6	0
Edwards	4	1	17	4.3	8	0
Floyd	1	0	0	0.0	0	0
Horn	1	0	0	0.0	0	0
Chargers	41	13	335	8.2	31	0
Opponents	43	5	359	8.3	42	0

Kickoff Returns	Ret.	Yds.	Avg.	Long	TD
Muncie TM	16	344	21.5	44	0
Fuller	15	289	19.3	30	0
Smith	10	186	18.6	27	0
Jackson TM	9	149	16.6	32	0
Duncan	5	85	17.0	22	0
Bauer	2	37	18.5	23	0
Laslavic	2	26	13.0	21	0
Cappelletti	1	0	0.0	0	0
Jefferson	1	0	0.0	0	0
Russell	1	19	19.0	19	0
Chargers	62	1135	18.3	44	0
Opponents	75	1617	21.6	53	0

Field Goals	1-19	20-29	30-39	40-49	50+
Benirschke	0/0	7/8	8/12	6/10	3/6
Chargers	0/0	7/8	8/12	6/10	3/6
Opponents	0/0	4/5	2/5	9/14	1/0

Benirschke (41G,29G) (52N,52G) (53G,32G,42G) (37N,32G) (30N,29G) (43N,25G) (50G) (45N,45G) (40G) (52N,38N,30G,34G) (50B,35N,43N,44N) (37G,28G) (34G, 45G,42G) (26G) (23N) (33G,26G,26G,33G)

1978 FINAL STATISTICS

(9-7 Overall) Fourth AFC West - Tommy Prothro (1-3); Don Coryell (8-4)
Home (5-3); Away (4-4)

Date	W/L	Score	Opponent	Att.
09/03	W	24-20	at Seattle	55,778
09/10	L	20-21	Oakland †	51,653
09/17	L	14-27	at Denver	74,983
09/24	L	3-24	Green Bay	42,755
10/01	L	23-28	at New England	60,781
10/08	W	23-0	Denver †	50,077
10/15	L	21-28	Miami	50,637
10/22	L	14-31	at Detroit	54,031
10/29	W	27-33	at Oakland	52,612
11/05	W	22-13	Cincinnati	43,639
11/12	W	29-23 OT	at Minnesota	41,395
11/19	W	13-7	at Minnesota	38,859
11/26	L	0-23	at Kansas City	26,248
12/04	W	40-7	Chicago †	48,492
12/10	W	37-10	Seattle	49,975
12/17	W	45-24	at Houston	49,554

Team Statistics	Chargers	Opponents
TOTAL FIRST DOWNS	315	273
Rushing	116	114
Passing	171	141
Penalty	28	18
Third Down: Made/Att.	96/233	81/218
Third Down Pct.	.412	.372
Fourth Down: Made/Att.	0/0	0/0
Fourth Down Pct.	.000	.000
TOTAL NET YARDS	5471	4559
Avg. Per Game	341.9	284.9
Total Plays	1099	1005
Avg. Per Play	5.0	4.5
NET YARDS RUSHING	2096	2208
Avg. Per Game	131.0	138.0
Total Rushes	590	510
NET YARDS PASSING	3375	2351
Avg. Per Game	210.9	146.9
Sacked/Yards Lost	32/191	54/474
Gross Yards	3566	2825
Attempts/Completions	477/271	441/237
Completion Pct.	.568	.537
Had Intercepted	30	22
PUNTS/AVERAGE	75/36.3	99/38.5
NET PUNTING AVG.	29.4	31.5
PENALTIES/YARDS	98/748	99/862
FUMBLES/BALL LOST	37/21	32/16
TOUCHDOWNS	44	40
Rushing	16	12
Passing	26	23
Returns	2	5
TIME OF POSSESSION	31:38	28:22

Score by Quarters	Q1	Q2	Q3	Q4	OT	PTS.
Chargers	64	111	87	87	6	355
Opponents	58	112	47	92	0	309

Scoring	TD	RU	PA	RT	PAT	FG	S	PTS.
Benirschke	0	0	0	0	37/43	18/22	0	91
Jefferson	13	0	13	0	0/0	0/0	0	78
Bauer	9	8	1	0	0/0	0/0	0	54
Mitchell	5	3	2	0	0/0	0/0	0	30
Burton	3	0	3	0	0/0	0/0	0	18
D. Woods	3	3	0	0	0/0	0/0	0	18
Curran	2	0	2	0	0/0	0/0	0	12
Fouts	2	2	0	0	0/0	0/0	0	12
Klein	2	0	2	0	0/0	0/0	0	12
Fuller	1	0	0	1	0/0	0/0	0	6
Johnson	1	0	0	1	0/0	0/0	0	6
Joiner	1	0	1	0	0/0	0/0	0	6
McCrary TM	1	0	1	0	0/0	0/0	0	6
McDonald	1	0	1	0	0/0	0/0	0	6
Chargers	44	16	26	2	37/43	18/22	0	355
Opponents	40	12	23	5	36/39	11/22	0	309

2-Pt. Conversions: Chargers 0-0, Opponents 0-0

Sacks: Chargers 54.0, Opponents 32.0

Rushing	No.	Yds.	Avg.	Long	TD
Mitchell	214	820	3.8	25	3
D. Woods	151	514	3.4	27	3
Bauer	85	304	3.6	37t	8
Mathews	71	286	4.0	28	0
C. Williams	27	76	2.8	12	0
Fouts	20	43	2.2	22	2
McCrary TM	2	18	9.0	16	0
Anderson	3	11	3.7	6	0
Barnes TM	3	8	2.7	4	0
Harris	10	7	0.7	9	0
Jefferson	1	7	7.0	7	0
Rodgers	1	5	5.0	5	0
West	1	0	0.0	0	0
Olander	1	-3	-3.0	-3	0
Chargers	590	2096	3.6	37t	16
Opponents	510	2208	4.3	58	12

Receiving	No.	Yds.	Avg.	Long	TD
Mitchell	57	500	8.8	55t	2
Jefferson	56	1001	17.9	46t	13
Klein	34	413	12.4	24	2
D. Woods	34	295	8.7	29	0
Joiner	33	607	18.4	46	1
Mathews	11	78	7.1	13	0
Bauer	10	78	7.8	14t	1
Owens	9	188	20.9	41	0
Curran	9	92	10.2	20	2
Burton	5	127	25.4	55t	3
Rodgers	5	47	9.4	12	0
McDonald	3	84	28.0	37t	1
Barnes TM	2	13	6.5	7	0
McCrary TM	1	29	29.0	29t	1
C. Williams	1	17	17.0	17	0
Anderson	1	-3	-3.0	-3	0
Chargers	271	3566	13.2	55t	26
Opponents	237	2825	11.9	64t	23

Interceptions	No.	Yds.	Avg.	Long	TD
Fuller	4	44	11.0	23	1
Edwards	3	43	14.3	24	0
M. Williams	3	23	7.7	23	0
Stringert	2	4	2.0	2	0
P. Shaw	2	0	0.0	0	0
Johnson	1	52	52.0	52t	1
Lowe	1	16	16.0	16	0
Dove	1	4	4.0	4	0
King	1	3	3.0	3	0
Middleton	1	2	2.0	2	0
Goode	1	0	0.0	0	0
Horn	1	0	0.0	0	0
Kelcher	1	0	0.0	0	0
Chargers	22	191	8.7	52t	2
Opponents	30	470	15.7	77t	2

Punting	No.	Yds.	Avg.	Net	TB	I-20	Lg.	B
West	73	2720	37.3	29.4	8	22	59	2
Chargers	75	2720	36.3	29.4	8	22	59	2
Opponents	99	3808	38.5	31.5	5	15	69	0

Punt Returns	Ret.	Yds.	Avg.	Lg.	TD
Fuller	39	10	436	11.2	34
Rodgers	11	5	88	8.0	15
P. Shaw	4	3	46	11.5	16
Goode	1	0	0	0.0	0
Owens	1	0	20	20.0	20
M. Williams	1	1	0	0.0	0
Chargers	57	19	590	10.4	34
Opponents	37	9	356	9.6	75t

Kickoff Returns	Ret.	Yds.	Avg.	Long	TD
Owens	20	524	26.2	77	0
Rodgers	11	287	26.1	36	0
Anderson	6	83	13.8	21	0
C. Williams	6	143	23.8	33	0
Fuller	5	109	21.8	32	0
Horn	2	37	18.5	16	0
D. Woods	1	37	37.0	37	0
Klein	1	13	13.0	13	0
Macek	1	6	6.0	6	0
Middleton	1	5	5.0	5	0
Preston	1	15	15.0	15	0
Slater	1	3	3.0	3	0
Stringert	1	0	0.0	0	0
Chargers	58	1252	21.6	77	0
Opponents	69	1457	21.1	48	0

Field Goals	1-19	20-29	30-39	40-49	50+
Benirschke	2/2	9/10	4/6	3/4	0/0
Chargers	2/2	9/10	4/6	3/4	0/0
Opponents	0/0	3/5	5/5	3/11	0/1

Benirschke (18G) (28B) () (43G) (41G,38N) (28G,20G,24G) () (31N) (27G,32G) (26G,20G,40N,37G) (28G) () () (32G,44G) (37G,26G,27G) (19G)

Passing	Att.	Comp.	Yds.	Comp.%	Yds./Att.	TD	TD%	Int.	Int.%	Long	Sack/Lost	Rating
Fouts	381	224	2999	.588	7.87	24	.062	20	.052	55t	22/130	83.0
Harris	88	42	518	.477	5.89	2	.023	9	.102	34t	8/43	34.4
Olander	8	5	49	.625	6.13	0	.000	1	.125	22	2/18	40.1
Chargers	477	271	3566	.568	7.48	26	.055	30	.063	55t	32/191	72.5
Opponents	441	237	2825	.537	6.41	23	.052	22	.050	22	54/474	70.2

1977 FINAL STATISTICS

[7-7 Overall] Third AFC West - Tommy Prothro
Home (3-4); Away (4-3)

Date	W/L	Score	Opponent	Att.
09/18	L	0-24	at Oakland	51,022
09/25	W	23-7	at Kansas City	56,146
10/02	W	24-3	Cincinnati	40,352
10/09	W	14-0	at New Orleans	53,942
10/16	L	20-24	New England	50,327
10/23	L	16-21	Kansas City	33,010
10/30	W	14-13	at Miami	40,670
11/06	L	0-20	at Detroit	72,559
11/13	L	14-17	Denver	45,211
11/20	W	12-7	Oakland	50,887
11/27	W	30-28	at Seattle	58,994
12/04	W	37-14	Cleveland	37,312
12/11	L	9-17	at Denver	74,905
12/18	L	9-10	Pittsburgh	50,727

Team Statistics	Chargers	Opponents
TOTAL FIRST DOWNS	235	228
Rushing	93	102
Passing	121	105
Penalty	21	21
Third Down: Made/Att.	77/194	75/193
Third Down Pct.	.397	.389
Fourth Down: Made/Att.	0/0	0/0
Fourth Down Pct.	.000	.000
TOTAL NET YARDS	4005	3652
Avg. Per Game	286.1	260.9
Total Plays	881	882
Avg. Per Play	4.5	4.1
NET YARDS RUSHING	1761	1927
Avg. Per Game	125.8	137.6
Total Rushes	488	508
NET YARDS PASSING	2244	1725
Avg. Per Game	160.3	123.2
Sacked/Yards Lost	24/198	44/363
Gross Yards	2442	2088
Attempts/Completions	369/206	330/172
Completion Pct.	.558	.521
Had Intercepted	20	21
PUNTS/AVERAGE	73/37.1	76/40.6
NET PUNTING AVG.	31.1	32.4
PENALTIES/YARDS	97/813	87/831
FUMBLES/BALL LOST	29/11	28/10
TOUCHDOWNS	25	26
Rushing	11	11
Passing	11	14
Returns	4	1
TIME OF POSSESSION	30:13	29:47

Score by Quarters	Q1	Q2	Q3	Q4	OT	PTS.
Chargers	70	65	29	58	0	222
Opponents	37	34	52	82	0	205

Scoring	TD	RU	PA	RT	PAT	FG	S	PTS.
Benirschke	0	0	0	0	21/24	17/23	0	72
Joiner	6	0	6	0	0/0	0/0	0	36
Young	4	4	0	0	0/0	0/0	0	24
Dean	2	0	0	2	0/0	0/0	0	12
Dorsey	2	0	2	0	0/0	0/0	0	12
Fuller	2	1	0	1	0/0	0/0	0	12
Harris	2	2	0	0	0/0	0/0	0	12
C. Williams	2	2	0	0	0/0	0/0	0	12
D. Woods	2	1	1	0	0/0	0/0	0	12
Bauer	1	0	1	0	0/0	0/0	0	6
Jones	1	0	0	1	0/0	0/0	0	6
Klein	1	0	1	0	0/0	0/0	0	6
Chargers	25	10	11	4	21/24	17/23	0	222
Opponents	26	11	14	1	25/26	8/13	0	205

2-Pt. Conversions: Chargers 0-0, Opponents 0-0

Sacks: Chargers 44.0, Opponents 24.0

Rushing	No.	Yds.	Avg.	Long	TD
Young	157	543	3.5	15	4
D. Woods	118	405	3.4	29t	1
J. Washington	62	217	3.5	19	0
C. Williams	50	215	4.3	46	2
Matthews	43	193	4.5	22	0
Barnes	24	70	2.9	7	0
Rodgers	3	44	14.7	33	0
Olander	7	30	4.3	17	0
Fouts	6	13	2.2	11	0
Harris	10	13	1.3	12	2
Fuller	1	7	7.0	7t	1
Bauer	4	4	1.0	3	0
Owens	1	3	3.0	3	0
Curran	1	2	2.0	2	0
Munson	1	2	2.0	2	0
Chargers	488	1761	3.6	46	10
Opponents	508	1927	3.8	35	11

Receiving	No.	Yds.	Avg.	Long	TD
Young	48	423	8.8	28	0
Joiner	35	542	15.5	32t	6
J. Washington	31	244	7.9	29	0
Klein	20	244	12.2	41	1
D. Woods	18	218	12.1	78	1
McDonald	13	174	13.4	22	0
Rodgers	12	187	15.6	43	0
Dorsey	10	198	19.8	67t	2
Curran	10	123	12.3	20	0
Matthews	3	41	13.7	23	0
C. Williams	3	20	6.7	9	0
Bauer	1	15	15.0	15t	1
Barnes	1	10	10.0	10	0
West	1	3	3.0	3	0
Chargers	206	2442	11.9	78	11
Opponents	172	2088	12.1	74t	14

Interceptions	No.	Yds.	Avg.	Long	TD
Fuller	5	61	12.2	37	0
Stringert	4	64	16.0	29	0
Duren	4	45	11.3	25	0
M. Williams	3	36	12.0	36	0
Dove	1	32	32.0	32	0
Lowe	1	28	28.0	28	0
Dean	1	22	22.0	22t	1
Jones	1	17	17.0	17t	1
Horn	1	12	12.0	12	0
Chargers	21	317	15.1	37	2
Opponents	20	109	5.5	20	0

Punting	No.	Yds.	Avg.	Net	TB	I-20	Lg.	B
West	72	2707	37.6	31.1	3	10	59	1
Chargers	73	2707	37.1	31.1	3	10	59	1
Opponents	76	3084	40.6	32.4	5	13	65	0

Punt Returns	Ret.	FC	Yds.	Avg.	Lg.	TD
Fuller	28	2	360	12.9	88t	1
Rodgers	15	0	158	10.5	52	0
Dove	1	0	3	3.0	3	0
C. Williams	1	0	0	0.0	0	0
M. Williams	1	0	0	0.0	0	0
P. Shaw	0	1	0	—	—	0
Chargers	46	3	521	11.3	88t	1
Opponents	40	6	378	9.5	37	0

Kickoff Returns	Ret.	Yds.	Avg.	Long	TD
C. Williams	24	481	20.0	32	0
Owens	8	132	16.5	19	0
Rodgers	4	66	16.5	33	0
Joiner	1	8	8.0	8	0
Middleton	1	20	20.0	20	0
D. Woods	1	27	27.0	27	0
Chargers	39	734	18.8	33	0
Opponents	47	952	20.3	40	0

Field Goals	1-19	20-29	30-39	40-49	50+
Benirschke	0/0	5/5	6/9	6/8	0/1
Chargers	0/0	5/5	6/9	6/8	0/1
Opponents	0/0	3/3	4/5	1/4	0/1

Benirschke (|) (31G,32B) (37N,42G) (|) (|) (40G,47G,24G) (46B) (47N) (31B,51N) (22G,46G) (40G,26G,39G) (35G,36G,24G) (46G,32G,27G) (38G)

Passing	Att.	Comp.	Yds.	Comp.%	Yds./Att.	TD	TD%	Int.	Int.%	Long	Sack/Lost	Rating
Harris	211	109	1240	.517	5.88	5	.024	11	.052	78	12/106	55.8
Fouts	109	69	869	.633	7.97	4	.037	6	.055	67t	10/77	77.4
Munson	31	20	225	.645	7.26	1	.032	1	.032	28	1/11	83.4
Olander	16	7	76	.438	4.75	0	.000	2	.125	15	1/4	18.8
J. Washington	1	1	32	100.0	32.00	1	100.0	0	.000	32t	0/0	158.3
D. Woods	1	0	0	.000	0.00	0	.000	0	.000	0	0/0	39.6
Chargers	369	206	2442	.558	6.62	11	.030	20	.054	78	24/198	63.5
Opponents	330	172	2088	.521	6.33	14	.042	21	.064	74t	44/363	59.5

1975 FINAL STATISTICS

[2-12 Overall] Fourth AFC West - Tommy Prothro
Home (1-6); Away (1-6)

Date	W/L	Score	Opponent	Att.
09/21	L	0-37	Pittsburgh	35,853
09/28	L	17-33	at Houston	33,765
10/05	L	0-6	Oakland	31,095
10/12	L	10-13 OT	Los Angeles	37,382
10/19	L	10-12	Kansas City	26,469
10/26	L	0-25	at Oakland	42,796
11/01	L	24-35	at New York Giants	52,032
11/09	L	19-33	New England	24,349
11/16	L	17-27	Denver	26,048
11/23	L	13-28	at Minnesota	43,737
11/30	L	10-13 OT	at Denver	44,982
12/07	W	28-20	at Kansas City	46,888
12/15	W	24-16	New York Jets	49,706
12/21	L	17-47	at Cincinnati	46,474

Team Statistics

	Chargers	Opponents
TOTAL FIRST DOWNS	198	312
Rushing	98	154
Passing	89	139
Penalty	11	19
Third Down: Made/Att.	54/188	110/217
Third Down Pct.	.287	.507
Fourth Down: Made/Att.	0/1	0/1
Fourth Down Pct.	.000	.000
TOTAL NET YARDS	3411	4952
Avg. Per Game	243.6	353.7
Total Plays	821	1022
Avg. Per Play	4.2	4.8
NET YARDS RUSHING	1801	2442
Avg. Per Game	128.6	174.4
Total Rushes	434	606
NET YARDS PASSING	1610	2510
Avg. Per Game	115.0	179.3
Sacked/Yards Lost	50/388	26/209
Gross Yards	1998	2719
Attempts/Completions	337/165	390/237
Completion Pct.	.490	.608
Had Intercepted	17	20
PUNTS/AVERAGE	79/36.8	56/39.8
NET PUNTING AVG.	31.1	30.4
PENALTIES/YARDS	84/705	81/686
FUMBLE/BALL LOST	32/12	34/14
TOUCHDOWNS	22	40
Rushing	14	21
Passing	7	16
Returns	1	3
TIME OF POSSESSION	34:24	25:36

Score by Quarters

	Q1	Q2	Q3	Q4	OT	PTS.
Chargers	37	54	55	43	0	189
Opponents	90	102	69	78	6	345

Scoring

	TD	RU	PA	RT	PAT	FG	S	PTS.
Wersching	0	0	0	0	20/21	12/24	0	56
Young	6	5	1	0	0/0	0/0	0	36
Matthews	3	3	0	0	0/0	0/0	0	18
McDonald	3	0	3	0	0/0	0/0	0	18
Fouts	2	2	0	0	0/0	0/0	0	12
Garrison	2	0	2	0	0/0	0/0	0	12
Scarber	2	1	1	0	0/0	0/0	0	12
D. Woods	2	2	0	0	0/0	0/0	0	12
T. Baker	1	1	0	0	0/0	0/0	0	6
Fuller	1	0	0	1	0/0	0/0	0	6
Curran	0	0	0	0	0/0	0/0	0	1
Chargers	22	14	7	1	20/21	12/24	0	189
Opponents	40	21	16	3	35/39	22/34	2	345

2-Pt. Conversions: Chargers 0-0, Opponents 0-0

Sacks: Chargers 26.0, Opponents 50.0

Passing	Att.	Comp.	Yds.	Comp. %	Yds./Att.	TD	TD%	Int.	Int. %	Long	Sack/Lost	Rating
Fouts	195	106	1396	.544	7.16	2	.020	10	.051	57	25/197	59.3
Freitas	110	49	525	.445	4.77	5	.045	5	.045	42	20/138	55.3
Douglass TM	27	7	53	.259	1.96	0	.000	1	.037	22	4/43	24.2
Carter TM	5	3	24	.600	4.80	0	.000	1	.200	11	1/10	32.5
Chargers	337	165	1998	.490	5.93	7	.021	17	.050	57	50/388	53.5
Opponents	390	237	2719	.608	6.97	16	.041	20	.051	60t	26/209	74.1

Rushing	No.	Yds.	Avg.	Long	TD
Young	138	577	4.2	48t	5
D. Woods	87	317	3.6	17	2
Matthews	71	254	3.6	24	3
Fouts	23	170	7.4	32	2
T. Baker	42	131	3.1	18	1
Bonner	28	120	4.3	12	0
Douglass TM	10	42	4.2	9	0
Scarber	15	68	4.5	18	1
Freitas	11	56	5.1	17	0
Garrison	3	30	10.0	20	0
Curran	3	21	7.0	12	0
Carter TM	2	11	5.5	9	0
Atkins	1	4	4.0	4	0
Chargers	434	1801	4.1	48t	14
Opponents	606	2442	4.0	46t	21

Receiving	No.	Yds.	Avg.	Long	TD
Curran	45	619	13.8	39	0
Garrison	27	438	16.2	40	2
Young	21	166	7.9	16	1
McDonald	19	298	15.7	57	3
D. Woods	13	101	7.8	22	0
Scarber	12	68	5.7	12	1
Matthews	9	59	6.6	22	0
Sweet	8	147	18.4	52	0
T. Baker	6	27	4.5	7	0
Briscoe TM	2	25	12.5	14	0
Bonner	2	8	4.0	5	0
Bradley	1	42	42.0	42	0
Chargers	165	1998	12.1	57	7
Opponents	237	2719	11.5	60t	16

Interceptions	No.	Yds.	Avg.	Long	TD
Fletcher	6	100	16.7	45	0
M. Williams	4	67	16.8	40	0
Colbert	2	10	5.0	10	0
Graham	2	5	2.5	4	0
Goode	1	37	37.0	37	0
Mahalic	1	3	3.0	3	0
Fuller	1	1	1.0	1	0
Beauchamp TM	1	0	0.0	0	0
Rice	1	0	0.0	0	0
S. Williams	1	0	0.0	0	0
Chargers	20	223	11.2	45	0
Opponents	17	371	21.8	81	1

Punting	No.	Yds.	Avg.	Net	TB	I-20	Lg.	B
Partee	79	2910	36.8	31.1	4	0	56	1
Chargers	79	2910	36.8	31.1	4	0	56	1
Opponents	56	2227	39.8	30.4	4	0	64	0

Punt Returns	Ret.	FC	Yds.	Avg.	Lg.	TD
Fuller	36	0	410	11.4	52	1
Colbert	2	0	32	16.0	23	0
Chargers	38	0	442	11.6	52	1
Opponents	48	9	373	7.8	32	0

Kickoff Returns	Ret.	Yds.	Avg.	Long	TD
Fuller	31	725	23.4	34	0
Young	15	323	21.5	34	0
Smith	8	222	27.8	41	0
Andrews	6	93	15.5	27	0
Colbert	5	91	18.2	26	0
Curran	3	28	9.3	15	0
Markovich	1	0	0.0	0	0
Chargers	69	1482	21.5	41	0
Opponents	40	1101	27.5	64	0

Field Goals	1-19	20-29	30-39	40-49	50+
Wersching	0/0	4/4	5/9	3/9	0/2
Chargers	0/0	4/4	5/9	3/9	0/2
Opponents	2/2	12/14	6/6	2/11	0/1

Wersching () (53N,29G) () (38N,42N,36G) (36N,49N,36G) (34N) (26G) (41G,49N,30G,25G,37G) (22G) (47N) (34G) (30N) (46N,49N,45G) (52N,43G)

1974 FINAL STATISTICS

[5-9 Overall] Fourth AFC West - Tommy Prothro
Home (3-4); Away (2-5)

Date	W/L	Score	Opponent	Att.
09/15	L	14-21	at Houston	25,317
09/22	W	20-17	at Cincinnati	51,178
09/29	L	21-28	Miami	44,706
10/06	L	7-13	Philadelphia	36,124
10/13	L	10-14	Oakland	40,539
10/20	L	7-27	at Denver	50,928
10/27	L	14-24	Kansas City	34,371
11/03	W	36-35	Cleveland	35,683
11/10	W	14-7	at Kansas City	48,551
11/17	L	10-17	at Kansas City	50,178
11/24	L	0-34	at Green Bay	56,267
12/01	L	14-27	at New York Jets	44,888
12/08	W	28-21	Chicago	33,662
12/15	W	17-0	Denver	36,571

Team Statistics	Chargers	Opponents
TOTAL FIRST DOWNS	245	272
Rushing	113	128
Passing	117	127
Penalty	15	17
Third Down: Made/Att.	71/172	61/149
Third Down Pct.	.413	.409
Fourth Down: Made/Att.	0/0	0/3
Fourth Down Pct.	.000	.000
TOTAL NET YARDS	4415	4830
Avg. Per Game	315.4	345.0
Total Plays	880	893
Avg. Per Play	5.0	5.4
NET YARDS RUSHING	2111	2160
Avg. Per Game	150.8	154.3
Total Rushes	508	508
NET YARDS PASSING	2304	2670
Avg. Per Game	164.6	190.7
Sacked/Yards Lost	23/175	18/145
Gross Yards	2479	2815
Attempts/Completions	349/165	367/222
Completion Pct.	.473	.605
Had Intercepted	22	15
PUNTS/AVERAGE	76/40.0	66/40.6
NET PUNTING AVG.	32.9	35.0
PENALTIES/YARDS	74/609	80/751
FUMBLES/BALL LOST	24/11	19/13
TOUCHDOWNS	28	37
Rushing	15	21
Passing	12	13
Returns	1	3
TIME OF POSSESSION	30:00	30:00

Score by Quarters	Q1	Q2	Q3	Q4	OT	PTS.
Chargers	21	61	54	76	0	212
Opponents	68	76	62	79	0	285

Scoring	TD	RU	PA	RT	PAT	FG	S	PTS.
D. Woods	10	7	3	0	0/0	0/0	0	60
Garrison	5	0	5	0	0/0	0/0	0	30
Partee	0	0	0	0	26/28	1/5	0	29
Bonner	6	3	1	0	0/0	0/0	0	24
Matthews	4	4	0	0	0/0	0/0	0	24
Wersching	0	0	0	0	0/0	5/11	0	15
Davis	2	0	2	0	0/0	0/0	0	12
Fouts	1	1	0	0	0/0	0/0	0	6
Gay	1	0	0	1	0/0	0/0	0	6
Stewart	1	0	1	0	0/0	0/0	0	6
Chargers	28	15	12	1	26/28	6/16	0	212
Opponents	37	21	13	3	36/37	9/20	0	285

2-Pt. Conversions: Chargers 0-0, Opponents 0-0

Sacks: Chargers 18.0, Opponents 23.0

Rushing	No.	Yds.	Avg.	Long	TD
D. Woods	227	1162	5.1	56t	7
Matthews	95	328	3.5	16	4
Edwards	65	261	4.0	30	0
Bonner	66	199	3.0	12	3
Fouts	19	63	3.3	16	1
Thomas	21	56	2.7	12	0
D. Gordon	1	25	25.0	25	0
Freitas	6	16	2.7	9	0
Thompson	6	8	1.3	8	0
Davis	2	-7	-3.5	2	0
Chargers	508	2111	4.2	56t	15
Opponents	508	2160	4.3	43t	21

Receiving	No.	Yds.	Avg.	Long	TD
Garrison	41	785	19.1	71t	5
D. Woods	26	349	13.4	75t	3
Stewart	19	283	14.9	29	1
Davis	18	432	24.0	70t	2
Edwards	13	102	7.8	16	0
Matthews	12	90	7.5	23	0
Bonner	11	101	9.2	22	1
LeVias	9	105	11.7	18	0
Beirne	7	121	17.3	26	0
Grannell	3	51	17.0	22	0
Parris	3	36	12.0	17	0
D. Gordon	2	15	7.5	17	0
Thomas	1	9	9.0	9	0
Chargers	165	2479	15.0	75t	12
Opponents	222	2815	12.7	84t	13

Interceptions	No.	Yds.	Avg.	Long	TD
Fletcher	4	74	18.5	31	0
Howard	3	52	17.3	23	0
Rice	3	44	14.7	15	0
Beauchamp	1	35	35.0	35	0
Williams	1	25	25.0	25	0
Anthony	1	23	23.0	23	0
Hoey	1	20	20.0	20	0
Gersbach	1	0	0.0	0	0
Chargers	15	273	18.2	35	0
Opponents	22	311	14.1	38t	1

Punting	No.	Yds.	Avg.	Net	TB	I-20	Lg.	B
Partee	76	3042	40.0	32.9	7	0	65	0
Chargers	76	3042	40.0	32.9	7	0	65	0
Opponents	66	2679	40.6	35.0	4	0	62	0

Punt Returns	Ret.	FC	Yds.	Avg.	Lg.	TD
Colbert	15	1	129	8.5	28	0
D. Gordon	8	3	39	4.9	12	0
LeVias	5	0	41	8.2	22	0
Davis	4	0	34	8.5	16	0
Hoey	4	0	38	9.5	15	0
Beirne	1	0	7	7.0	7	0
Chargers	37	4	287	7.8	28	0
Opponents	48	2	401	8.4	34	0

Kickoff Returns	Ret.	Yds.	Avg.	Long	TD
D. Gordon	14	354	25.3	39	0
Thompson	12	242	20.2	35	0
Colbert	10	215	21.5	26	0
LeVias	6	116	19.3	27	0
Hoey	3	73	24.3	27	0
Parris	3	29	9.7	13	0
D. Woods	3	61	20.3	29	0
Thomas	2	32	16.0	18	0
Dunlap	1	19	19.0	19	0
Stewart	1	1	1.0	1	0
Chargers	55	1142	20.8	39	0
Opponents	39	960	24.6	61	0

Field Goals	1-19	20-29	30-39	40-49	50+
Wersching	0/0	1/1	1/3	3/4	0/3
Partee	0/0	1/2	0/2	0/1	0/0
Chargers	0/0	2/3	1/5	3/5	0/3
Opponents	0/0	6/8	2/6	1/5	0/1
Wersching (48N) (62B,28G) (1)(1)(42G) (1)(1) (54B,40G) (36N) (39N,42G) (1)(1)(1) (53N,37G)					
Partee (40N,38N) (22G) (33N) (22B) (1)(1)(1)(1)(1)(1)(1)(1)					

Passing	Att.	Comp.	Yds.	Comp.%	Yds./Att.	TD	TD%	Int.	Int.%	Long	Sack/Lost	Rating
Fouts	237	115	1732	.485	7.31	8	.034	13	.055	75t	12/99	61.4
Freitas	109	49	719	.450	6.60	3	.028	8	.073	72t	11/76	45.6
D. Woods	3	1	28	.333	9.33	1	.333	1	.333	28t	0/0	68.8
Chargers	349	165	2479	.473	7.10	12	.034	22	.063	75t	23/175	56.3
Opponents	367	222	2815	.605	7.67	13	.035	15	.041	84t	18/145	79.2

1972 FINAL STATISTICS

(4-9-1 Overall) Fourth AFC West - Harland Svare
Home (2-5); Away (2-4-1)

Date	W/L	Score	Opponent	Att.
09/17	L	3-34	at San Francisco	59,438
09/24	W	37-14	Denver	49,048
10/01	T	17-17	at Oakland	53,455
10/08	W	23-20	at Baltimore	55,459
10/15	L	10-24	at Miami	80,010
10/22	L	20-34	at Detroit	54,371
10/29	L	14-26	Kansas City	54,533
11/05	L	28-34	Dallas	54,476
11/13	L	17-21	Cleveland	54,205
11/19	W	27-17	at Kansas City	79,011
11/26	W	34-20	Houston	46,289
12/03	L	19-21	Oakland	54,611
12/10	L	13-38	at Denver	51,478
12/17	L	2-24	Pittsburgh	52,873

Team Statistics	Chargers	Opponents
TOTAL FIRST DOWNS	262	244
Rushing	123	99
Passing	116	124
Penalty	23	21
Third Down: Made/Att.	79/166	58/135
Third Down Pct.	47%	43%
Fourth Down: Made/Att.	2/4	2/2
Fourth Down Pct.	50%	100%
TOTAL NET YARDS	4299	3881
Avg. Per Game	307.1	277.2
Total Plays	904	819
Avg. Per Play	4.8	4.7
NET YARDS RUSHING	1995	1673
Avg. Per Game	142.5	119.5
Total Rushes	504	435
NET YARDS PASSING	2304	2208
Avg. Per Game	164.6	157.7
Sacked/Yards Lost	23/212	26/233
Gross Yards	2516	2441
Attempts/Completions	377/192	358/201
Completion Pct.	50.9%	56.1%
Had Intercepted	28	24
PUNTS/AVERAGE	45/40.3	56/38.4
NET PUNTING AVG.	34.6	34.1
PENALTIES/YARDS	87/789	75/679
FUMBLES/BALL LOST	40/20	26/10
TOUCHDOWNS	30	41
Rushing	12	18
Returns	3	5
TIME OF POSSESSION	34:17	21:26

Score by Quarters	Q1	Q2	Q3	Q4	OT	PTS.
Chargers	51	81	33	99	0	264
Opponents	75	96	85	88	0	344

Scoring	TD	RU	PA	RT	PAT	FG	S	PTS.
Partee	0	0	0	0	26/28	15/25	0	71
Edwards	7	5	2	0	0/0	0/0	0	42
Garrett	7	6	1	0	0/0	0/0	0	42
Garrison	7	0	7	0	0/0	0/0	0	42
Williams	3	0	3	0	0/0	0/0	0	18
Dicus	2	0	2	0	0/0	0/0	0	12
McClard	0	0	0	0	2/2	3/6	0	11
Beauchamp	1	0	0	1	0/0	0/0	0	6
Hadl	1	1	0	0	0/0	0/0	0	6
Mauck	1	0	0	1	0/0	0/0	0	6
Taylor	1	0	0	1	0/0	0/0	0	6
Costa	0	0	0	0	0/0	0/0	1	2
Chargers	30	12	15	3	28/30	18/31	1	264
Opponents	41	18	18	5	41/41	19/28	0	344

2-Pt. Conversions: Chargers 0-0, Opponents 0-0

Sacks: Chargers 26.0, Opponents 23.0

Passing	Att.	Comp.	Yds.	Comp.%	Yds./Att.
Hadl	370	190	2449	.514	6.62
Clark	6	2	67	.333	11.17
Garrett	1	0	0	.000	0.00
Chargers	377	192	2516	.509	6.67
Opponents	358	201	2441	.561	6.82

Rushing	No.	Yds.	Avg.	Long	TD
Garrett	272	1031	3.8	41t	6
Edwards	157	679	4.3	31t	5
Hadl	22	99	4.5	17	1
L. White	23	75	3.3	12	0
Taylor	13	58	4.5	17	0
Dragon	9	30	3.3	7	0
Carter	1	25	25.0	25	0
Williams	1	14	14.0	14	0
Norman	1	9	9.0	9	0
Garrison	2	-6	-3.0	0	0
Clark	2	-8	-4.0	0	0
Dicus	1	-11	-11.0	-11	0
Chargers	504	1995	4.0	41t	12
Opponents	435	1673	3.8	63t	18

Receiving	No.	Yds.	Avg.	Long	TD
Garrison	52	744	14.3	52t	7
Edwards	40	557	13.9	61	2
Garrett	31	245	7.9	27t	1
Norman	19	262	13.8	30	0
Dicus	18	227	12.6	46t	2
Williams	14	315	22.5	62	3
Mackey	11	110	10.0	21	0
L. White	3	20	6.7	8	0
Carter	2	24	12.0	14	0
LeVias	1	8	8.0	8	0
Hadl	1	4	4.0	4	0
Chargers	192	2516	13.1	62	15
Opponents	201	2441	12.1	45t	18

Interceptions	No.	Yds.	Avg.	Long	TD
Salter	7	111	15.9	31	0
Beauchamp	6	96	16.0	47t	1
Dunlap	5	67	13.4	25	0
Babich	2	9	4.0	9	0
Redman	1	14	14.0	14	0
Barnes	1	9	9.0	9	0
Caffey	1	4	4.0	4	0
Rossovich	1	0	0.0	0	0
Chargers	24	310	12.9	47t	1
Opponents	28	229	8.2	34	0

Punting	No.	Yds.	Avg.	Net	TB	I-20	Lg.	B
Partee	45	1813	40.3	34.6	5	0	65	0
Chargers	45	1813	40.3	34.6	5	0	65	0
Opponents	56	2153	38.4	34.1	3	0	60	2

Punt Returns	Ret.	FC	Yds.	Avg.	Lg.	TD
Dunlap	19	11	179	9.4	21	0
Garrett	2	1	10	5.0	10	0
LeVias	1	0	-4	-4.0	-4	0
Taylor	1	0	0	0.0	0	0
Detwiler	0	5	0	---	---	0
Chargers	23	17	185	8.0	21	0
Opponents	17	11	157	9.2	65t	1

Kickoff Returns	Ret.	Yds.	Avg.	Long	TD
Taylor	31	676	21.8	41	0
Dunlap	12	271	22.6	35	0
Berry	7	138	19.7	26	0
Detwiler	4	94	23.5	26	0
R. Jones	3	41	13.7	17	0
Sykes	2	44	22.0	24	0
Beauchamp	1	0	0.0	0	0
Williams	0	9	---	9	0
Chargers	60	1273	21.2	41	0
Opponents	53	1225	23.1	94t	1

Field Goals	1-19	20-29	30-39	40-49	50+
Partee	5/5	3/3	2/6	4/8	1/3
McClard	0/0	1/1	0/0	2/4	0/1
Chargers	5/5	4/4	2/6	6/12	1/4
Opponents	2/2	7/8	4/8	5/9	1/1

Partee (30G) (45G,11G) (41G) (51G,40G,28G) (12G,40N) (1) (39N,47N,39N) (50B) (26G) (40N,46G,24G) (48N,31G,11G) (38N,51N,33N,15G,18G) (1) (1) (1) (1) (47G) (50B) (1) (1) (1) (45N,47N) (1) (1) (1) (1) (26G,48G) (1)

TD	TD%	Int.	Int.%	Long	Sack/Lost	Rating
15	.041	26	.070	61	19/187	56.7
0	.000	2	.333	62	2/9	36.8
0	.000	0	.000	0	2/16	39.6
15	.040	28	.074	62	23/212	54.6
18	.050	24	.067	45t	26/233	66.1

1971 FINAL STATISTICS

[6-8 Overall] Third AFC West - Sid Gillman (4-6); Harland Svare (2-2)
Home (6-1); Away (0-7)

Date	W/L	Score	Opponent	Att.
09/19	W	21-14	Kansas City	54,061
09/26	L	0-34	Oakland	54,084
10/03	L	17-21	at Pittsburgh	44,339
10/10	L	10-31	at Kansas City	50,514
10/17	L	16-20	at Denver	51,200
10/23	W	20-3	Buffalo	49,261
10/31	W	49-21	New York Jets	44,786
11/07	L	17-35	at New York Giants	62,905
11/15	W	20-17	St. Louis	46,486
11/21	L	33-34	at Oakland	54,681
11/28	L	0-31	at Cincinnati	59,580
12/05	W	30-14	Minnesota	54,505
12/12	W	45-17	Denver	44,347
12/19	L	33-49	at Houston	35,959

Team Statistics

	Chargers	Opponents
TOTAL FIRST DOWNS	264	272
Rushing	86	143
Passing	147	114
Penalty	31	15
Third Down: Made/Att.	74/173	73/170
Third Down Pct.	42.8	42.9
Fourth Down: Made/Att.	1/1	1/1
Fourth Down Pct.	100.0	100.0
TOTAL NET YARDS	4738	4558
Avg. Per Game	338.4	325.6
Total Plays	859	859
Avg. Per Play	5.3	5.3
NET YARDS RUSHING	1604	2296
Avg. Per Game	114.6	164.0
Total Rushes	390	493
NET YARDS PASSING	3134	2262
Avg. Per Game	223.9	161.6
Sacked/Yards Lost	19/171	19/177
Gross Yards	3305	2439
Attempts/Completions	450/244	347/193
Completion Pct.	54.2	55.6
Had Intercepted	28	22
PUNTS/AVERAGE	55/43.5	67/43.7
NET PUNTING AVG.	40.6	39.0
PENALTIES/YARDS	81/895	84/887
FUMBLES/BALL LOST	30/15	27/10
TOUCHDOWNS	37	44
Rushing	11	25
Passing	23	15
Returns	3	4
TIME OF POSSESSION	30:00	25:43

Score by Quarters

	Q1	Q2	Q3	Q4	OT	PTS.
Chargers	40	94	73	104	0	311
Opponents	62	95	94	90	0	341

Scoring	TD	RU	PA	RT	PAT	FG	S	PTS.
Partee	0	0	0	0	36/37	17/29	0	87
Garrett	7	4	3	0	0/0	0/0	0	42
Queen	7	4	3	0	0/0	0/0	0	42
Garrison	6	0	6	0	0/0	0/0	0	36
Parks	4	0	4	0	0/0	0/0	0	24
Montgomery	3	1	2	0	0/0	0/0	0	18
Gillette	2	0	2	0	0/0	0/0	0	12
Balbach	1	0	0	1	0/0	0/0	0	6
Barnes	1	0	0	1	0/0	0/0	0	6
Burns	1	1	0	0	0/0	0/0	0	6
Dicus	1	0	1	0	0/0	0/0	0	6
Fletcher	1	0	0	1	0/0	0/0	0	6
Hadl	1	1	0	0	0/0	0/0	0	6
LeVias	1	0	1	0	0/0	0/0	0	6
Norman	1	0	1	0	0/0	0/0	0	6
White	0	0	0	0	0/0	0/0	1	2
Chargers	37	11	23	3	36/37	17/29	1	311
Opponents	44	25	15	4	43/43	11/24	0	341

2-Pt. Conversions: Chargers 0-0, Opponents 0-0

Sacks: Chargers 19.0, Opponents 19.0

Passing	Att.	Comp.	Yds.	Comp.%	Yds./Att.	TD	TD%	Int.	Int.%	Long	Sack/Lost	Rating
Hadl	431	233	3075	.541	7.13	21	.049	25	.058	77t	16/145	68.9
Domres	12	7	97	.583	8.08	1	.083	3	.250	25t	3/26	72.6
Montgomery	6	3	80	.555	13.33	1	.167	0	.000	33	0/0	135.4
Garrett	1	1	53	100.0	53.00	0	.000	0	.000	53	0/0	118.8
Chargers	450	244	3305	.542	7.34	23	.051	28	.062	77t	19/171	69.0
Opponents	347	193	2439	.556	7.03	15	.043	22	.063	62t	19/177	65.7

Rushing	No.	Yds.	Avg.	Long	TD
Garrett	140	591	4.2	36	4
Queen	95	318	3.3	41	4
Montgomery	60	226	3.8	26	1
Burns	61	223	3.7	25	1
Parks	5	77	15.4	54	0
Hadl	18	75	4.2	37	1
LeVias	4	73	18.3	38	0
Ray	2	15	7.5	8	0
Partee	1	7	7.0	7	0
Norman	1	1	1.0	1	0
Domres	1	0	0.0	0	0
Garrison	1	0	0.0	0	0
Dicus	1	-2	-2.0	-2	0
Chargers	390	1604	4.1	54	11
Opponents	493	2296	4.7	37	25

Receiving	No.	Yds.	Avg.	Long	TD
Garrison	42	889	21.2	77t	6
Parks	41	609	14.9	56t	4
Garrett	41	283	6.9	40	3
Montgomery	28	361	12.9	39t	2
Norman	27	358	13.3	30	1
Queen	23	270	11.7	54	3
LeVias	21	265	12.6	37t	1
Gillette	10	147	14.7	25t	2
Dicus	6	89	14.8	29	1
Burns	3	22	7.3	10	0
Strozler	1	6	6.0	6	0
Tanner	1	6	6.0	6	0
Chargers	244	3305	13.5	77t	23
Opponents	193	2439	12.6	62t	15

Interceptions	No.	Yds.	Avg.	Long	TD
Salter	6	48	8.0	44	0
Beauchamp	4	95	23.8	52	0
Howard	4	47	11.8	29	0
Fletcher	3	63	21.0	36t	1
Barnes	2	57	28.5	36t	1
Hill	2	7	3.5	7	0
Redman	1	0	0.0	0	0
Chargers	22	317	14.4	52	2
Opponents	28	339	12.1	35t	4

Punting	No.	Yds.	Avg.	Net	TB	I-20	Lg.	B
Partee	55	2392	43.5	40.6	6	0	73	0
Chargers	55	2392	43.5	40.6	6	0	73	0
Opponents	67	2931	43.7	39.0	5	0	62	0

Punt Returns	Ret.	FC	Yds.	Avg.	Lg.	TD
LeVias	22	8	145	6.6	19	0
Fletcher	12	5	68	5.7	18	0
Garrett	3	0	2	0.7	4	0
Chargers	37	13	215	5.8	19	0
Opponents	20	17	40	2.0	12	0

Kickoff Returns	Ret.	Yds.	Avg.	Long	TD
LeVias	24	559	23.3	71	0
Fletcher	11	217	19.7	25	0
Salter	8	172	21.5	29	0
Burns	2	19	9.5	15	0
Rogers	1	20	20.0	20	0
Sweeney	1	13	13.0	13	0
Thomas	1	0	0.0	0	0
Wilkerson	1	0	0.0	0	0
Chargers	49	1000	20.4	71	0
Opponents	55	1245	22.6	63	0

Field Goals	1-19	20-29	30-39	40-49	50+
Partee	5/5	6/6	1/3	4/12	1/3
Chargers	5/5	6/6	1/3	4/12	1/3
Opponents	3/3	1/5	3/6	4/9	0/1
Partee (48N,48N) (37N,51N,48N) (21G)(43G) (43N,41G,20G,35G) (9G,10G) (1) (28G) (42N,25G,45G) (14G) (51N) (33N,48N,12G,43G,22G) (43N,9G) (42B,50G,20G)					

1970 FINAL STATISTICS

[5-6-3 Overall] Third AFC West - Charlie Waller
Home (2-3-2); Away (3-3-1)

Date	W/L	Score	Opponent	Att.
09/20	L	14-16	Baltimore	47,782
09/27	T	27-27	Oakland	42,109
10/04	L	10-37	at Los Angeles	69,564
10/12	L	20-22	Green Bay	53,064
10/18	W	20-7	at Chicago	45,278
10/25	T	31-31	Houston	41,427
11/01	W	27-10	at Cleveland	80,047
11/08	W	24-21	Denver	48,327
11/15	W	16-14	at Boston	30,597
11/22	L	17-20	at Oakland	54,594
11/29	L	14-26	at Kansas City	50,315
12/06	L	14-17	Cincinnati	41,461
12/13	T	17-17	at Denver	50,959
12/20	W	31-13	Kansas City	41,379

Team Statistics	Chargers	Opponents
TOTAL FIRST DOWNS	231	245
Rushing	83	106
Passing	119	117
Penalty	29	22
Third Down: Made/Att.	67/173	69/179
Third Down Pct.	.387	.385
Fourth Down: Made/Att.	4/9	3/5
Fourth Down Pct.	.444	.600
TOTAL NET YARDS	3953	4182
Avg. Per Game	282.4	298.7
Total Plays	839	872
Avg. Per Play	4.7	4.8
NET YARDS RUSHING	1450	1967
Avg. Per Game	103.6	140.5
Total Rushes	395	480
NET YARDS PASSING	2503	2215
Avg. Per Game	178.8	158.2
Sacked/Yards Lost	57/433	27/207
Gross Yards	2936	2422
Attempts/Completions	387/192	365/207
Completion Pct.	.496	.567
Had Intercepted	19	9
PUNTS/AVERAGE	74/42.8	64/44.1
NET PUNTING AVG.	37.5	39.5
PENALTIES/YARDS	79/852	89/998
FUMBLES/BALL LOST	19/6	21/15
TOUCHDOWNS	35	30
Rushing	9	15
Passing	24	13
Returns	2	2
TIME OF POSSESSION	17:09	38:34

Score by Quarters	Q1	Q2	Q3	Q4	OT	PTS.
Chargers	30	96	65	91	0	282
Opponents	36	111	68	63	0	278

Scoring	TD	RU	PA	RT	PAT	FG	S	PTS.
Garrison	12	0	12	0	0/0	0/0	0	72
Mercer	0	0	0	0	34/35	12/19	0	70
Frazier	8	1	6	1	0/0	0/0	0	48
Alworth	4	0	4	0	0/0	0/0	0	24
R. Smith	3	3	0	0	0/0	0/0	0	18
Garrett TM	2	1	1	0	0/0	0/0	0	12
Queen	2	1	1	0	0/0	0/0	0	12
Detwiler	1	0	0	1	0/0	0/0	0	6
Hadl	1	1	0	0	0/0	0/0	0	6
Hubbert	1	1	0	0	0/0	0/0	0	6
Post	1	1	0	0	0/0	0/0	0	6
J. Owens	0	0	0	0	0/0	0/0	1	2
Chargers	35	9	24	2	34/35	12/19	1	282
Opponents	30	15	13	2	29/30	23/40	0	278

2-Pt. Conversions: Chargers 0-0, Opponents 0-0

Sacks: Chargers 27.0, Opponents 57.0

Passing	Att.	Comp.	Yds.	Comp.%	Yds./Att.	TD	TD%	Int.	Int.%	Long	Sack/Lost	Rating
Hadl	327	162	2388	.495	7.30	22	.067	15	.046	67	42/327	77.1
Domres	55	28	491	.509	8.93	2	.036	4	.073	80t	13/93	63.5
Foster	3	1	9	.333	3.00	0	.000	0	.000	9	1/8	42.4
Clark	2	1	48	.500	24.00	0	.000	0	.000	48	0/0	95.8
Garrett TM	0	0	0	—	—	0	—	0	—	—	1/5	—
Chargers	387	192	2936	.496	7.59	24	.062	19	.049	80t	57/433	75.3
Opponents	365	207	2422	.567	6.64	13	.036	9	.025	61t	27/207	78.6

Rushing	No.	Yds.	Avg.	Long	TD
Queen	77	261	3.4	19	1
Post	74	225	3.0	18	1
Garrett TM	46	146	3.2	22	1
Hadl	28	188	6.7	34	1
Hubbert	49	175	3.6	11	1
R. Smith	52	163	3.1	21	3
Frazier	5	120	24.0	70	1
Foster	32	84	2.6	15	0
D. Smith	14	42	3.0	15	0
Domres	14	39	2.8	7	0
Garrison	4	7	1.7	10	0
Chargers	395	1450	3.7	70	9
Opponents	480	1967	4.1	42	15

Receiving	No.	Yds.	Avg.	Long	TD
Garrison	44	1006	22.9	67	12
Frazier	38	497	13.1	51	6
Alworth	35	608	17.4	80t	4
Queen	20	236	11.8	65t	1
Garrett TM	10	127	12.7	44t	1
Post	13	113	8.7	30	0
Foster	10	92	9.2	48	0
Hubbert	7	44	6.3	11	0
R. Smith	5	44	8.8	11	0
D. Smith	4	65	16.3	42	0
Eber	2	43	21.5	31	0
Strozler	2	40	20.0	28	0
Gillette	2	21	10.5	12	0
Chargers	192	2936	15.3	80t	24
Opponents	207	2422	11.7	61t	13

Interceptions	No.	Yds.	Avg.	Long	TD
Barnes	3	22	7.3	15	0
Howard	2	19	9.5	19	0
Tolbert	2	19	9.5	19	0
Beauchamp	1	25	25.0	25	0
DeLong	1	5	5.0	5	0
Chargers	9	90	10.0	25	0
Opponents	19	235	12.4	25	0

Punting	No.	Yds.	Avg.	Net	TB	I-20	Lg.	B
Partee	65	2852	43.9	38.7	4	0	62	1
Mercer	8	283	35.4	28.6	0	0	42	0
Hadl	1	30	30.0	30.0	0	0	30	0
Chargers	74	3165	42.8	37.5	4	0	62	1
Opponents	64	2822	44.1	39.5	6	0	61	0

Punt Returns	Ret.	FC	Yds.	Avg.	Lg.	TD
Fletcher	16	2	137	8.6	17	0
R. Smith	9	8	31	3.4	13	0
Duncan	5	4	10	2.0	8	0
Detwiler	1	1	-5	-5.0	-5	0
Chargers	31	15	173	5.6	17	0
Opponents	34	20	312	9.2	79t	1

Kickoff Returns	Ret.	Yds.	Avg.	Long	TD
Duncan	19	410	21.6	41	0
Fletcher	17	382	22.5	30	0
Beauchamp	1	0	0.0	0	0
Hill	1	0	0.0	0	0
Moss TM	1	0	0.0	0	0
T. Owens	1	0	0.0	0	0
Queen	1	12	12.0	12	0
R. Smith	1	9	9.0	9	0
Chargers	42	813	19.4	41	0
Opponents	52	1153	22.2	52	0

Field Goals	1-19	20-29	30-39	40-49	50+
Mercer	3/3	1/3	5/5	3/8	0/0
Chargers	3/3	1/3	5/5	3/8	0/0
Opponents	10/12	6/8	4/6	1/12	2/2

Mercer (46B) (48G,39G) (30G) (47N,16G,39G) (1) (45G) (45N,37G,12G) (38G) (45N, 23N,25N) (11G) (1) (47N) (42G) (27G)

1969 FINAL STATISTICS

(8-6 Overall) Third AFL West - Sid Gillman (4-5); Charlie Waller (4-1)
Home (5-2); Away (3-4)

Date	W/L	Score	Opponent	Att.
09/14	L	9-27	Kansas City	47,988
09/21	L	20-34	at Cincinnati	26,243
09/28	W	34-27	New York (AFL)	54,042
10/04	W	21-14	Cincinnati	52,748
10/11	W	21-14	at Miami	34,585
10/19	W	13-10	at Boston	18,346
10/26	L	12-24	Oakland	54,008
11/02	L	0-13	at Denver	45,511
11/09	L	3-27	at Kansas City	51,104
11/16	L	16-21	at Oakland	54,372
11/23	W	45-24	Denver	34,664
11/27	W	21-17	at Houston	40,065
12/07	W	28-18	Boston	33,146
12/14	W	45-6	Buffalo	47,582

Team Statistics	Chargers	Opponents
TOTAL FIRST DOWNS	275	232
Rushing	119	71
Passing	131	148
Penalty	25	13
Third Down: Made/Att.	0/0	0/0
Third Down Pct.	.000	.000
Fourth Down: Made/Att.	0/0	0/0
Fourth Down Pct.	.000	.000
TOTAL NET YARDS	4611	4237
Avg. Per Game	329.4	302.6
Total Plays	932	824
Avg. Per Play	4.9	5.1
NET YARDS RUSHING	1985	1442
Avg. Per Game	141.8	103.0
Total Rushes	455	366
NET YARDS PASSING	2626	2795
Avg. Per Game	187.6	199.6
Sacked/Yards Lost	33/301	35/280
Gross Yards	2927	3075
Attempts/Completions	444/208	423/241
Completion Pct.	.468	.570
Had Intercepted	21	31
PUNTS/AVERAGE	71/44.6	76/40.3
NET PUNTING AVG.	38.3	36.0
PENALTIES/YARDS	63/731	71/791
FUMBLES/BALL LOST	27/13	13/6
TOUCHDOWNS	35	34
Rushing	18	11
Passing	13	22
Returns	4	1
TIME OF POSSESSION	30:00	30:00

Score by Quarters	Q1	Q2	Q3	Q4	OT	PTS.
Chargers	57	92	71	68	0	288
Opponents	45	84	75	72	0	276

Scoring	TD	RU	PA	RT	PAT	FG	S	PTS.
Partee	0	0	0	0	33/33	15/28	0	78
Garrison	7	0	7	0	0/0	0/0	0	42
Post	6	6	0	0	0/0	0/0	0	36
Alworth	4	0	4	0	0/0	0/0	0	24
Domres	4	4	0	0	0/0	0/0	0	24
Hubbert	4	4	0	0	0/0	0/0	0	24
Graham	2	0	2	0	0/0	0/0	0	12
Hadl	2	2	0	0	0/0	0/0	0	12
Smith	2	2	0	0	0/0	0/0	0	12
Briggs	1	0	1	0	0/0	0/0	0	6
Duncan	1	0	1	0	0/0	0/0	0	6
Eber	1	0	1	0	0/0	0/0	0	6
Foster	1	0	1	0	0/0	0/0	0	6
Chargers	35	18	13	4	33/33	15/28	0	288
Opponents	34	11	22	1	31/33	13/25	0	276

2-Pt. Conversions: Chargers 0-0, Opponents 1-1

Sacks: Chargers 35.0, Opponents 33.0

Passing	Att.	Comp.	Yds.	Comp.%	Yds./Att.	TD	TD%	Int.	Int.%	Long	Sack/Lost	Rating
Hadl	324	158	2253	.488	6.95	10	.031	11	.034	76t	18/190	67.8
Domres	112	47	631	.420	5.63	2	.018	10	.089	55	14/101	29.3
Foster	5	2	39	.400	7.80	1	.200	0	.000	30t	0/0	107.5
Post	2	1	4	.500	2.00	0	.000	0	.000	4	0/0	56.3
Hubbert	1	0	0	.000	0.00	0	.000	0	.000	0	0/0	39.6
Mikolajewski	0	0	0	—	—	0	—	0	—	0	1/10	—
Chargers	444	208	2927	.468	6.59	13	.029	21	.047	76t	33/301	58.6
Opponents	423	241	3075	.570	7.27	22	.052	31	.073	80t	35/280	66.7

Rushing	No.	Yds.	Avg.	Long	TD
Post	182	873	4.8	60	6
Hubbert	94	333	3.5	24	4
Foster	64	236	3.7	24	0
Smith	51	211	4.1	16	2
Domres	19	145	7.6	22	4
Hadl	26	109	4.2	17	2
Sayers	14	53	3.8	8	0
Alworth	5	25	5.0	16	0
Chargers	455	1985	4.4	60	18
Opponents	366	1442	3.9	49	11

Receiving	No.	Yds.	Avg.	Long	TD
Alworth	64	1003	15.7	76t	4
Garrison	40	804	20.1	50	7
Post	24	235	9.8	46	0
Frazier	17	205	12.1	50	0
Foster	14	83	5.9	28	1
Hubbert	11	43	3.9	18	0
Queen	10	148	14.8	42	0
Smith	10	144	14.4	55	0
Eber	9	141	15.7	43	1
MacKinnon	7	82	11.7	23	0
Trapp	2	39	19.5	24	0
Chargers	208	2927	14.1	76t	13
Opponents	241	3075	12.8	80t	22

Interceptions	No.	Yds.	Avg.	Long	TD
Hill	7	92	13.1	27	0
Duncan	6	118	19.7	72t	1
Howard	6	50	8.3	19	0
Barnes	5	64	12.8	25	0
Graham	4	112	28.0	65t	2
Bruggers	1	5	5.0	5	0
Redman	1	3	3.0	3	0
Campbell	1	0	0.0	0	0
Chargers	31	444	14.3	72t	3
Opponents	21	265	12.6	43	0

Punting	No.	Yds.	Avg.	Net	TB	I-20	Lg.	B
Partee	71	3169	44.6	38.3	8	0	62	0
Chargers	71	3169	44.6	38.3	8	0	62	0
Opponents	76	3059	40.3	36.0	1	0	62	0

Punt Returns	Ret.	FC	Yds.	Avg.	Lg.	TD
Duncan	27	7	280	10.4	38	0
Graham	3	24	15	5.0	9	0
Smith	3	0	5	5.0	5	0
Trapp	0	1	0	—	—	0
Chargers	31	32	300	9.7	38	0
Opponents	30	7	291	9.7	45	0

Kickoff Returns	Ret.	Yds.	Avg.	Long	TD
Duncan	21	587	28.0	52	0
Smith	6	138	23.0	27	0
Post	4	74	18.5	27	0
Fetherston	3	0	0.0	0	0
Sayers	2	42	21.0	21	0
Briggs	1	0	0.0	0	0
Foster	1	1	1.0	1	0
Huey	1	0	0.0	0	0
Chargers	39	842	21.6	52	0
Opponents	53	1238	23.4	38	0

Field Goals	1-19	20-29	30-39	40-49	50+
Partee	4/4	5/8	3/9	2/6	1/1
Chargers	4/4	5/8	3/9	2/6	1/1
Opponents	2/3	3/4	5/7	3/8	0/3

Partee (50G) (49N,33N,29G,14G) (37N,42G,27G) (34N,27N,43B) (4-1B) (28N,12G,28G) (35N,25G,46G) () (39N,25G) (30N,18G,31G,14G) (33G) (25B) () (48N,33G)

1968 FINAL STATISTICS

[9-5 Overall] Third AFL West - Sid Gillman
Home (4-3); Away (5-2)

Date	W/L	Score	Opponent	Att.
09/06	W	29-13	Cincinnati	33,687
09/21	W	30-14	Houston	46,217
09/29	W	31-10	at Cincinnati	28,642
10/05	L	20-23	at New York (AFL)	63,786
10/13	W	23-14	at Oakland	53,257
10/20	W	55-24	Denver	42,953
10/27	L	20-27	at Kansas City	50,344
11/03	W	34-28	Miami	37,284
11/10	W	27-17	at Boston	19,278
11/17	W	21-6	at Buffalo	27,993
11/24	L	15-37	New York (AFL)	51,175
12/01	W	47-23	at Denver	35,312
12/08	L	3-40	Kansas City	51,174
12/15	L	27-34	Oakland	40,698

Team Statistics	Chargers	Opponents
TOTAL FIRST DOWNS	270	225
Rushing	93	90
Passing	164	118
Penalty	13	17
Third Down: Made/Att.	0/0	0/0
Third Down Pct.	.000	.000
Fourth Down: Made/Att.	0/0	0/0
Fourth Down Pct.	.000	.000
TOTAL NET YARDS	5388	4333
Avg. Per Game	384.9	309.5
Total Plays	918	893
Avg. Per Play	5.9	4.9
NET YARDS RUSHING	1765	1641
Avg. Per Game	126.1	117.2
Total Rushes	428	439
NET YARDS PASSING	3623	2692
Avg. Per Game	258.8	192.3
Sacked/Yards Lost	18/190	24/204
Gross Yards	3813	2896
Attempts/Completions	472/225	430/217
Completion Pct.	.477	.505
Had Intercepted	33	20
PUNTS/AVERAGE	56/40.7	74/42.3
NET PUNTING AVG.	34.7	37.0
PENALTIES/YARDS	72/654	63/692
FUMBLE/BALL LOST	20/12	26/15
TOUCHDOWNS	45	36
Rushing	12	13
Passing	29	20
Returns	4	3
TIME OF POSSESSION	21:26	38:34

Score by Quarters	Q1	Q2	Q3	Q4	OT	PTS.
Chargers	74	136	58	114	0	382
Opponents	59	106	78	67	0	310

Scoring	TD	RU	PA	RT	PAT	FG	S	PTS.
Partee	0	0	0	0	40/43	22/32	0	106
Alworth	10	0	10	0	0/0	0/0	0	62
Garrison	10	0	10	0	0/0	0/0	0	60
MacKinnon	6	0	6	0	0/0	0/0	0	38
Smith	4	4	0	0	0/0	0/0	0	24
Frazier	3	0	3	0	0/0	0/0	0	18
Post	3	3	0	0	0/0	0/0	0	18
Beauchamp	2	0	2	0	0/0	0/0	0	12
Hadl	2	2	0	0	0/0	0/0	0	12
Hubbert	2	2	0	0	0/0	0/0	0	12
Duncan	1	0	1	0	0/0	0/0	0	6
Dyer	1	0	1	0	0/0	0/0	0	6
Foster	1	1	0	0	0/0	0/0	0	6
Chargers	45	12	29	4	40/43	22/32	1	382
Opponents	36	13	20	3	35/35	19/31	1	310

2-Pt. Conversions: Alworth, MacKinnon, Chargers 2-2, Opponents 0-1

Sacks: Chargers 24.0, Opponents 18.0

Passing	Att.	Comp.	Yds.	Comp.%	Yds./Att.	TD	TD%	Int.	Int.%	Long	Sack/Lost	Rating
Hadl	440	208	3473	.473	7.89	27	.061	32	.073	84t	10/110	64.5
Brittenum	17	9	125	.529	7.35	1	.059	1	.059	22	7/63	71.9
Foster	7	6	169	.857	24.14	0	.000	0	.000	50	0/0	118.8
Post	4	1	23	.250	5.75	0	.000	0	.000	23	1/17	51.0
Smith	3	0	0	.000	0.00	0	.000	0	.000	0	0/0	39.6
Allison	1	1	23	100.0	23.00	1	100.0	0	.000	23t	0/0	158.3
Chargers	472	225	3813	.477	8.08	29	.061	33	.070	84t	18/190	66.8
Opponents	430	217	2896	.505	6.73	20	.047	20	.047	87t	24/204	68.3

Rushing	No.	Yds.	Avg.	Long	TD
Post	151	758	5.0	62t	3
Smith	88	426	4.8	37t	4
Foster	109	394	3.6	22	1
Hubbert	28	119	4.3	21	2
Allison	23	31	1.3	6	0
Alworth	3	18	6.0	10	0
Hadl	23	14	0.6	9	2
Lowe TM	1	9	9.0	9	0
Brittenum	2	-4	-2.0	0	0
Chargers	428	1765	4.1	62t	12
Opponents	439	1641	3.7	37	13

Receiving	No.	Yds.	Avg.	Long	TD
Alworth	68	1312	19.3	80t	10
Garrison	52	1103	21.2	84t	10
MacKinnon	33	646	19.6	62t	6
Foster	23	224	9.7	48	0
Post	18	165	9.2	23	0
Frazier	16	237	14.8	48t	3
Smith	7	71	10.1	24	0
Hubbert	5	11	2.2	10	0
Allison	2	22	11.0	12	0
Dyer	1	22	22.0	22	0
Chargers	225	3813	16.9	84t	29
Opponents	217	2896	13.3	87t	20

Interceptions	No.	Yds.	Avg.	Long	TD
Beauchamp	5	114	22.8	35t	2
Graham	5	87	17.4	42	0
Tolbert	2	42	21.0	22	0
Erlandson	2	22	11.0	16	0
Staggs	2	2	1.0	2	0
Allen	1	4	4.0	4	0
Duncan	1	4	4.0	4	0
Fetherston	1	0	0.0	0	0
Howard	1	0	0.0	0	0
Chargers	20	275	13.8	42	2
Opponents	33	534	16.2	75t	2

Punting	No.	Yds.	Avg.	Net	TB	I-20	Lg.	B
Partee	56	2281	40.7	34.7	6	0	60	0
Chargers	56	2281	40.7	34.7	6	0	60	0
Opponents	74	3132	42.3	37.0	5	0	68	0

Punt Returns	Ret.	FC	Yds.	Avg.	Lg.	TD
Duncan	18	5	206	11.4	95t	1
Graham	13	10	61	4.7	22	0
Smith	8	3	25	3.1	8	0
Allison	0	1	0	—	—	0
Chargers	39	19	292	7.9	95t	1
Opponents	21	10	220	10.5	82t	1

Kickoff Returns	Ret.	Yds.	Avg.	Long	TD
Duncan	25	586	23.4	53	0
Post	10	199	19.9	38	0
Allison	7	121	17.3	23	0
Baccaglio TM	2	0	0.0	0	0
Lincoln TM	2	37	18.5	27	0
Whitehead	2	81	40.5	63	0
Latzke	1	0	0.0	0	0
Smith	1	20	20.0	20	0
Speights	1	21	21.0	21	0
Chargers	51	1065	20.9	63	0
Opponents	60	1251	20.9	35	0

Field Goals	1-19	20-29	30-39	40-49	50+
Partee	4/4	8/10	6/10	4/7	0/1
Chargers	4/4	8/10	6/10	4/7	0/1
Opponents	5/5	8/9	5/10	1/7	0/0

Partee (46N,39N,42G) (35G,23G,48G) (36N,28N,21G) (50N) (47N,39N,24G,27G, 27G) (37B,18G,27G) (19G,36G) (23N,33G,23G) (32G,33G) () () (19G) (28G) (47N, 13G,34G,40G,42G)

1967 FINAL STATISTICS

[8-5-1 Overall] Third AFL West - Sid Gillman
Home [5-2-1]; Away [3-3]

Date	W/L	Score	Opponent	Att.
09/09	W	28-14	Boston	39,337
09/24	W	13-3	Houston	36,032
10/01	W	37-17	at Buffalo	39,310
10/08	T	31-31	Boston	23,620
10/15	W	45-31	Kansas City	45,355
10/22	W	38-21	at Denver	34,465
10/29	L	10-51	at Oakland	53,474
11/12	W	24-0	Miami	34,761
11/19	W	17-16	at Kansas City	46,738
11/23	W	24-20	Denver	34,586
12/03	L	21-41	Oakland	52,661
12/10	L	24-41	at Miami	23,007
12/16	L	17-24	at Houston	19,870
12/24	L	31-42	New York (AFL)	34,580

Team Statistics

	Chargers	Opponents
TOTAL FIRST DOWNS	259	251
Rushing	88	88
Passing	150	148
Penalty	21	15
Third Down: Made/Att.	0/0	0/0
Third Down Pct.	.000	.000
Fourth Down: Made/Att.	0/0	0/0
Fourth Down Pct.	.000	.000
TOTAL NET YARDS	5125	4705
Avg. Per Game	366.1	336.1
Total Plays	891	936
Avg. Per Play	5.8	5.0
NET YARDS RUSHING	1715	1553
Avg. Per Game	122.5	110.9
Total Rushes	417	441
NET YARDS PASSING	3410	3152
Avg. Per Game	243.6	225.1
Sacked/Yards Lost	11/107	31/303
Gross Yards	3517	3455
Attempts/Completions	463/230	464/230
Completion Pct.	.497	.496
Had Intercepted	24	13
PUNTS/AVERAGE	63/37.5	72/45.2
NET PUNTING AVG.	33.6	36.8
PENALTIES/YARDS	72/817	61/668
FUMBLES/BALL LOST	18/10	22/10
TOUCHDOWNS	45	44
Rushing	14	17
Passing	26	26
Returns	5	1
TIME OF POSSESSION	25:43	34:17

Score by Quarters

Chargers	Q1	Q2	Q3	Q4	OT	PTS.
Chargers	76	116	58	110	0	360
Opponents	87	99	93	73	0	352

Scoring

	TD	RU	PA	RT	PAT	FG	S	PTS.
Van Raaphorst	0	0	0	0	45/45	15/30	0	90
Frazier	10	0	10	0	0/0	0/0	0	60
Alworth	9	0	9	0	0/0	0/0	0	54
Post	8	7	1	0	0/0	0/0	0	48
Hubbert	4	2	2	0	0/0	0/0	0	24
Duncan	3	0	0	3	0/0	0/0	0	18
Hadl	3	3	0	0	0/0	0/0	0	18
Garrison	2	0	0	0	0/0	0/0	0	12
MacKinnon	2	0	2	0	0/0	0/0	0	12
Appleton	1	0	0	1	0/0	0/0	0	6
Graham	1	0	0	1	0/0	0/0	0	6
Low	1	1	0	0	0/0	0/0	0	6
Smith	1	1	0	0	0/0	0/0	0	6
Chargers	45	14	26	5	45/45	15/30	0	360
Opponents	44	17	26	1	44/44	14/27	1	352

2-Pt. Conversions: Chargers 0-0, Opponents 0-0

Sacks: Chargers 31.0, Opponents 11.0

Passing	Att.	Comp.	Yds.	Comp.%	Yds./Att.	TD	TD%	Int.	Int.%	Long	Sack/Lost	Rating
Hadl	427	217	3365	.508	7.88	24	.056	22	.052	72t	9/91	74.5
Stephenson	26	11	117	.423	4.50	2	.077	2	.077	21	1/7	49.7
Post	6	1	9	.167	1.50	0	.000	0	.000	9	1/9	39.6
Alworth	1	0	0	.000	0.00	0	.000	0	.000	0	0/0	39.6
Foster	1	0	0	.000	0.00	0	.000	0	.000	0	0/0	39.6
Low	1	1	26	100.0	26.00	0	.000	0	.000	26	0/0	118.8
Whitehead	1	0	0	.000	0.00	0	.000	0	.000	0	0/0	39.6
Chargers	463	230	3517	.497	7.60	26	.056	24	.052	72t	11/107	72.3
Opponents	464	230	3455	.496	7.45	26	.056	13	.028	75t	31/303	81.4

Rushing	No.	Yds.	Avg.	Long	TD
Post	161	663	4.1	67t	6
Hubbert	116	643	5.5	80t	2
Smith	22	115	5.2	16	1
Hadl	37	107	2.9	26	3
Foster	28	78	2.1	13	0
Low	28	71	2.5	21	1
Allison	10	34	3.4	26	0
Stephenson	2	11	5.5	7	0
Alworth	1	5	5.0	5	0
Garrison	1	1	1.0	1	0
Redman	1	-13	-13.0	-13	0
Chargers	417	1715	4.1	80t	14
Opponents	441	1553	3.5	52	17

Receiving	No.	Yds.	Avg.	Long	TD
Frazier	57	922	16.2	72t	10
Alworth	52	1010	19.4	71t	9
Garrison	44	772	17.5	62	2
Post	32	278	8.7	66t	1
Hubbert	19	214	11.3	49	2
Foster	9	46	5.1	11	0
MacKinnon	7	176	25.1	71	2
Newell	7	68	9.7	14	0
Low	2	25	12.5	13	0
Smith	1	6	6.0	6	0
Chargers	230	3517	15.3	72t	26
Opponents	230	3455	15.0	75t	26

Interceptions	No.	Yds.	Avg.	Long	TD
Beauchamp	3	44	14.7	28	0
Duncan	2	100	50.0	100t	1
Graham	2	76	38.0	68t	1
Redman	2	26	13.0	23	0
Allen	2	2	1.0	2	0
Erickson	1	17	17.0	17	0
Tolbert	1	9	9.0	9	0
Chargers	13	274	21.1	100t	2
Opponents	24	329	13.7	40t	1

Punting	No.	Yds.	Avg.	Net	TB	I-20	Lg.	B
Redman	58	2147	37.0	32.9	1	0	56	0
Cordill	3	145	48.3	46.0	0	0	52	0
Hadl	2	70	35.0	35.0	0	0	46	0
Chargers	63	2362	37.5	33.6	1	0	56	0
Opponents	72	3252	45.2	36.8	6	0	72	0

Punt Returns	Ret.	FC	Yds.	Avg.	Lg.	TD
Duncan	36	6	434	12.1	50	0
Graham	3	4	46	15.3	42	0
Smith	0	2	0	—	—	0
Chargers	39	12	480	12.3	50	0
Opponents	21	19	224	10.7	78	0

Kickoff Returns	Ret.	Yds.	Avg.	Long	TD
Tolbert	18	441	24.5	45	0
Post	15	371	24.7	50	0
Duncan	9	231	25.7	60	0
Low	8	145	18.1	29	0
Smith	3	51	17.0	19	0
Erickson	1	0	0.0	0	0
Chargers	54	1239	22.9	60	0
Opponents	63	1506	23.9	82	0

Field Goals	1-19	20-29	30-39	40-49	50+
Van Raaphorst	5/8	3/5	4/5	3/11	0/1
Chargers	5/8	3/5	4/5	3/11	0/1
Opponents	5/7	4/6	3/8	2/4	0/2
Van Raaphorst (42N,50N,45N) (14G,42G,38N) (32G,30G,13B,25G) (32G,49N) (15G,43B,17B,13B) (41N,30G) (49N,29N,40G) (46N,42G) (12G) (24G,45N,22B) (1) (23G) (18G) (13G)					

1966 FINAL STATISTICS

[7-6-1 Overall] Third AFL West - Sid Gillman
Home (5-2); Away (2-4-1)

Date	W/L	Score	Opponent	Att.
09/04	W	24-7	Buffalo	27,572
09/10	W	24-0	Boston	29,539
09/25	W	29-20	at Oakland	37,183
10/02	W	44-10	Miami	26,444
10/08	L	16-17	at New York (AFL)	63,497
10/16	T	17-17	at Buffalo	45,169
10/23	L	17-35	at Boston	32,371
10/30	W	24-17	Denver	25,819
11/06	L	14-24	at Kansas City	40,986
11/13	L	19-41	Oakland	26,230
11/27	L	17-20	at Denver	24,860
12/04	W	28-22	at Houston	17,569
12/11	W	42-27	New York (AFL)	25,712
12/18	L	17-27	Kansas City	28,548

Team Statistics	Chargers	Opponents
TOTAL FIRST DOWNS	230	260
Rushing	77	127
Passing	137	116
Penalty	16	17
Third Down: Made/Att.	0/0	0/0
Third Down Pct.	.000	.000
Fourth Down: Made/Att.	0/0	0/0
Fourth Down Pct.	.000	.000
TOTAL NET YARDS	4553	4558
Avg. Per Game	325.2	325.6
Total Plays	827	905
Avg. Per Play	5.5	5.0
NET YARDS RUSHING	1537	2403
Avg. Per Game	109.8	171.6
Total Rushes	361	497
NET YARDS PASSING	3016	2155
Avg. Per Game	215.4	153.9
Sacked/Yards Lost	32/331	26/231
Gross Yards	3347	2386
Attempts/Completions	434/224	382/170
Completion Pct.	.516	.445
Had Intercepted	15	27
PUNTS/AVERAGE	66/37.0	52/43.0
NET PUNTING AVG.	34.5	35.3
PENALTIES/YARDS	68/667	60/527
FUMBLES/BALL LOST	17/7	17/8
TOUCHDOWNS	41	33
Rushing	9	19
Passing	29	13
Returns	3	1
TIME OF POSSESSION	30:00	30:00

Score by Quarters	Q1	Q2	Q3	Q4	OT	PTS.
Chargers	57	97	64	117	0	335
Opponents	60	91	50	83	0	284

Scoring	TD	RU	PA	RT	PAT	FG	S	PTS.
Van Raaphorst	0	0	0	0	39/40	16/31	0	87
Alworth	13	0	13	0	0/0	0/0	0	78
MacKinnon	6	0	6	0	0/0	0/0	0	36
Garrison	4	0	4	0	0/0	0/0	0	24
Foster	3	1	2	0	0/0	0/0	0	18
Lincoln	3	1	2	0	0/0	0/0	0	18
Low	3	3	0	0	0/0	0/0	0	18
Allison	2	2	0	0	0/0	0/0	0	12
Frazier	2	2	0	0	0/0	0/0	0	12
Duncan	1	0	0	1	0/0	0/0	0	6
Graham	1	0	0	1	0/0	0/0	0	6
Redman	1	0	0	1	0/0	0/0	0	6
Chargers	41	9	29	3	39/40	16/31	1	335
Opponents	33	19	13	1	31/32	17/31	1	284

2-Pt. Conversions: Chargers 0-0, Opponents 1-1

Sacks: Chargers 26.0, Opponents 32.0

Passing	Att.	Comp.	Yds.	Comp.%	Yds./Att.	TD	TD%	Int.	Int.%	Long	Sack/Lost	Rating
Hadl	375	200	2846	.533	7.59	23	.061	14	.037	78t	0/0	83.0
Tensi	52	21	405	.404	7.79	5	.096	1	.019	63t	0/0	92.2
Lincoln	4	2	71	.500	17.75	1	.250	0	.000	36t	0/0	135.4
Low	3	1	25	.333	8.33	0	0.000	0	0.000	25	0/0	64.6
Chargers	434	224	3347	.516	7.71	29	.067	15	.035	78t	32/331	85.1
Opponents	382	170	2386	.445	6.25	13	.034	27	.071	68	26/231	47.1

Rushing	No.	Yds.	Avg.	Long	TD
Low	146	643	4.4	57	3
Foster	81	352	4.3	37	1
Lincoln	58	214	3.7	23	1
Allison	31	213	6.9	61t	2
Hadl	38	95	2.5	21	2
Redman	2	14	7.0	32	0
Alworth	3	10	3.3	4	0
Tensi	1	-1	-1.0	-1	0
Garrison	1	-3	-3.0	-3	0
Chargers	361	1537	4.3	61t	9
Opponents	497	2403	4.8	64	19

Receiving	No.	Yds.	Avg.	Long	TD
Alworth	73	1383	18.9	78t	13
Garrison	46	642	14.0	36	4
MacKinnon	26	477	18.3	46	6
Foster	26	260	10.0	63t	2
Lincoln	14	264	18.9	67t	2
Allison	12	99	8.3	20	0
Low	12	41	3.4	11	0
Frazier	9	144	16.0	30t	2
Norton	4	50	12.5	18	0
Hadl	2	-13	-6.5	4	0
Chargers	224	3347	14.9	78t	29
Opponents	170	2386	14.0	68	13

Interceptions	No.	Yds.	Avg.	Long	TD
Duncan	7	67	9.6	31	0
Graham	5	70	14.0	32t	1
Farr	3	68	22.7	35	0
Matsos TM	1	6	6.0	6	0
Whitehead	2	89	44.5	61	0
Beauchamp	2	24	12.0	21	0
Redman	2	7	3.5	7	0
Milks	1	13	13.0	13	0
Allen	1	8	8.0	8	0
Degen	1	7	7.0	7	0
Kindig	1	0	0.0	0	0
Tolbert	1	0	0.0	0	0
Chargers	27	359	13.3	61	1
Opponents	15	278	18.5	41	0

Punting	No.	Yds.	Avg.	Net	TB	I-20	Lg.	B
Redman	66	2442	37.0	34.5	4	0	55	0
Chargers	66	2442	37.0	34.5	4	0	55	0
Opponents	52	2235	43.0	35.3	7	0	60	0

Punt Returns	Ret.	FC	Yds.	Avg.	Lg.	TD
Duncan	18	4	238	13.2	81t	1
Graham	2	4	15	7.5	12	0
Plump	1	0	4	4.0	4	0
Chargers	21	8	257	12.2	81t	1
Opponents	16	16	84	5.3	33	0

Kickoff Returns	Ret.	Yds.	Avg.	Long	TD
Duncan	25	642	25.7	50	0
Plump	15	345	23.0	35	0
Low	7	167	23.9	54	0
Beauchamp	4	64	16.0	25	0
Farr	2	54	27.0	35	0
Gruneisen	1	0	0.0	0	0
Whitmyr	1	10	10.0	10	0
Chargers	55	1282	23.3	54	0
Opponents	66	1387	21.0	53	0

Field Goals	1-19	20-29	30-39	40-49	50+
Van Raaphorst	7/8	3/8	4/7	2/7	0/1
Chargers	7/8	3/8	4/7	2/7	0/1
Opponents	3/3	5/8	5/7	2/10	2/3

Van Raaphorst (30G,10G) (10G,40N) (13G,20G) (9G) (14G,17G,42G,50N,40N,3 ON,21N) (31G,42N) (25N,43G) (31N,26G) (1) (38G,45N,39G,19B) (21N,10G,22N) (33N) (45N) (26G,26N)

1965 FINAL STATISTICS

(9-2-3 Overall) First AFL West - Sid Gillman
Home (4-1-2); Away (5-1-1); Postseason (0-1)

Date	W/L	Score	Opponent	Att.
09/11	W	34-31	Denver	27,022
09/19	W	17-6	at Oakland	21,406
09/26	T	10-10	Kansas City	28,126
10/03	W	31-14	Houston	28,190
10/10	W	34-3	at Buffalo	45,260
10/17	T	13-13	at Boston	20,924
10/23	W	34-9	at New York (AFL)	60,679
10/31	L	6-22	Boston	33,366
11/07	W	35-21	at Denver	33,073
11/14	L	7-31	at Kansas City	21,968
11/25	T	20-20	Buffalo	27,473
12/04	W	38-7	New York (AFL)	32,169
12/12	W	37-26	at Houston	24,120
12/19	W	24-14	Oakland	26,056
AFL Championship Game				
12/26	L	0-23	Buffalo	30,361

Team Statistics	Chargers	Opponents
TOTAL FIRST DOWNS	268	188
Rushing	127	54
Passing	127	117
Penalty	14	17
Third Down: Made/Att.	0/0	0/0
Third Down Pct.	.000	.000
Fourth Down: Made/Att.	0/0	0/0
Fourth Down Pct.	.000	.000
TOTAL NET YARDS	5156	3268
Avg. Per Game	368.3	232.4
Total Plays	908	815
Avg. Per Play	5.7	4.0
NET YARDS RUSHING	2083	1094
Avg. Per Game	148.8	78.1
Total Rushes	482	306
NET YARDS PASSING	3103	2174
Avg. Per Game	221.6	155.3
Sacked/Yards Lost	27/276	38/312
Gross Yards	3379	2486
Attempts/Completions	401/203	471/207
Completion Pct.	.506	.439
Had Intercepted	26	28
PUNTS/AVERAGE	70/40.0	80/43.2
NET PUNTING AVG.	35.7	36.9
PENALTIES/YARDS	84/929	62/665
FUMBLES/BALL LOST	20/12	18/10
TOUCHDOWNS	41	25
Rushing	12	7
Passing	23	17
Returns	6	1
TIME OF POSSESSION	30:00	30:00

Score by Quarters	Q1	Q2	Q3	Q4	OT	PTS.
Chargers	20	136	76	108	0	340
Opponents	55	57	44	71	0	227

Scoring	TD	RU	PA	RT	PAT	FG	S	PTS.
Travenio	0	0	0	0	40/40	18/31	0	94
Alworth	14	0	14	0	0/0	0/0	0	84
Lowe	8	6	1	1	0/0	0/0	0	48
Lincoln	7	3	4	0	0/0	0/0	0	42
Duncan	2	0	0	2	0/0	0/0	0	12
Foster	2	2	0	0	0/0	0/0	0	12
Kocourek	2	0	2	0	0/0	0/0	0	12
Norton	2	0	2	0	0/0	0/0	0	12
Faison	1	0	0	1	0/0	0/0	0	6
Graham	1	0	0	1	0/0	0/0	0	6
Hadl	1	1	0	0	0/0	0/0	0	6
Whitehead	1	0	0	1	0/0	0/0	0	6
Chargers	41	12	23	6	40/40	18/31	0	340
Opponents	25	7	17	1	25/25	16/34	2	227

2-Pt. Conversions: Chargers 0-1, Opponents 0-0

Sacks: Chargers 38.0, Opponents 27.0

Passing	Att.	Comp.	Yds.	Comp.%	Yds./Att.	TD	TD%	Int.	Int.%	Long	Sack/Lost	Rating
Hadl	348	174	2798	.500	8.04	20	.057	21	.060	85t	0/0	71.3
Breaux	43	22	404	.512	9.40	2	.047	4	.093	66t	0/0	60.6
Lowe	4	3	81	.750	20.10	0	.000	0	.000	42	0/0	116.7
Foster	3	2	31	.667	10.33	0	.000	0	.000	21	0/0	100.7
Lincoln	3	2	65	.667	21.67	1	.333	1	.333	34t	0/0	109.7
Chargers	401	203	3379	.506	8.43	23	.057	26	.065	85t	27/276	71.5
Opponents	471	207	2486	.439	5.28	17	.036	28	.059	73t	38/312	48.0

Rushing	No.	Yds.	Avg.	Long	TD
Lowe	222	1121	5.0	59t	6
Foster	121	469	3.9	22	2
Lincoln	74	302	4.1	24	3
Allison	28	98	3.5	17	0
Hadl	28	91	3.3	23	1
MacKinnon	3	17	5.7	9	0
Sweeney	0	8	—	8	0
Breaux	1	-1	-1.0	-1	0
Norton	1	-5	-5.0	-5	0
Shea	1	-5	-5.0	-5	0
Alworth	3	-12	-4.0	-1	0
Chargers	482	2083	4.3	59t	12
Opponents	306	1094	3.6	59	7

Receiving	No.	Yds.	Avg.	Long	TD
Alworth	69	1602	23.2	85t	14
Norton	34	485	14.3	61	2
Kocourek	28	363	13.0	29	2
Lincoln	23	376	16.3	66t	4
Lowe	17	126	7.4	45t	1
Foster	17	199	11.7	23	0
Allison	8	109	13.6	44	0
MacKinnon	6	106	17.7	38	0
Taylor	1	13	13.0	13	0
Chargers	203	3379	16.6	85t	23
Opponents	207	2472	11.9	73t	17

Interceptions	No.	Yds.	Avg.	Long	TD
Whitehead	7	127	18.1	35t	1
Graham	5	108	21.6	51t	1
Warren	5	43	8.6	26	0
Duncan	4	30	7.5	26	0
Degen	2	6	3.0	6	0
Westmoreland	1	28	28.0	28	0
Faison	1	24	24.0	24t	1
Redman	1	11	11.0	11	0
Allen	1	0	0.0	0	0
D. Harris	1	0	0.0	0	0
Chargers	28	377	13.5	51t	3
Opponents	26	451	17.3	65t	1

Punting	No.	Yds.	Avg.	Net	TB	I-20	Lg.	B
Hadl	38	1544	40.6	33.9	3	0	65	0
Redman	29	1145	39.5	37.9	0	0	59	0
Allison	2	72	36.0	36.0	0	0	39	0
Whitehead	1	40	40.0	40.0	0	0	40	0
Chargers	70	2801	40.0	35.7	3	0	65	0
Opponents	80	3452	43.2	36.9	0	0	70	1

Punt Returns	Ret.	FC	Yds.	Avg.	Lg.	TD
Duncan	30	0	464	15.5	66t	2
Graham	5	0	36	7.2	12	0
D. Harris	3	0	8	2.7	7	0
Chargers	38	0	508	13.4	66t	2
Opponents	27	0	242	9.0	30	0

Kickoff Returns	Ret.	Yds.	Avg.	Long	TD
Duncan	26	612	23.5	39	0
Farr TM	7	123	17.6	24	0
Foster	5	108	21.6	36	0
Allison	4	80	20.0	24	0
Carson TM	3	44	14.7	21	0
Lincoln	2	46	23.0	27	0
D. Harris	1	15	15.0	15	0
Kirner	1	0	0.0	0	0
MacKinnon	1	0	0.0	0	0
Chargers	50	1028	20.6	39	0
Opponents	64	1418	22.2	69	0

Field Goals	1-19	20-29	30-39	40-49	50+
Travenio	10/12	4/6	3/5	1/7	0/1
Chargers	10/12	4/6	3/5	1/7	0/1
Opponents	3/7	5/6	5/10	3/4	0/7

Travenio (32G,25G,43N)(0N,29G)(41N,19G) (13G,27N) (22B,15G,19G) (40G,42N, 10G,41N) (20G,41N,19G) (49N,42N) (37B) () (37N,9G,14G) (26G) (32G,12G,32G) (50N,15G)

1963 FINAL STATISTICS

[11-3 Overall] First AFL West - Sid Gillman
Home (6-1); Away (5-2); Postseason (1-0)

Date	W/L	Score	Opponent	Att.
09/08	W	14-10	Buffalo	22,344
09/14	W	17-13	Boston	26,097
09/29	W	24-10	Kansas City	22,654
10/06	L	34-50	at Denver	18,428
10/13	W	24-20	New York (AFL)	27,189
10/20	W	38-17	at Kansas City	30,107
10/27	L	33-34	Oakland	30,182
11/02	W	53-7	at New York (AFL)	18,336
11/10	W	7-6	Buffalo	28,402
11/17	W	23-13	at Buffalo	38,592
12/01	W	27-0	Houston	31,713
12/08	L	27-41	at Oakland	20,249
12/15	W	20-14	at Houston	18,540
12/22	W	58-20	Denver	31,312

AFL Championship Game

01/05	W	51-10	Boston	30,127
-------	---	-------	--------	--------

Team Statistics

	Chargers	Opponents
TOTAL FIRST DOWNS	252	241
Rushing	112	85
Passing	124	135
Penalty	16	21
Third Down: Made/Att.	0/0	0/0
Third Down Pct.	.000	.000
Fourth Down: Made/Att.	0/0	0/0
Fourth Down Pct.	.000	.000
TOTAL NET YARDS	5153	4161
Avg. Per Game	368.1	297.2
Total Plays	773	881
Avg. Per Play	6.7	4.7
NET YARDS RUSHING	2203	1468
Avg. Per Game	157.4	104.9
Total Rushes	396	378
NET YARDS PASSING	2950	2693
Avg. Per Game	210.7	192.4
Sacked/Yards Lost	20/188	31/283
Gross Yards	3138	2976
Attempts/Completions	357/202	472/231
Completion Pct.	.566	.489
Had Intercepted	24	29
PUNTS/AVERAGE	60/38.6	50/43.7
NET PUNTING AVG.	35.2	38.5
PENALTIES/YARDS	77/773	69/771
FUMBLES/BALL LOST	16/12	22/17
TOUCHDOWNS	50	28
Rushing	20	10
Passing	28	17
Returns	2	1
TIME OF POSSESSION	30:00	30:00

Score by Quarters

	Q1	Q2	Q3	Q4	OT	PTS.
Chargers	81	128	85	105	0	399
Opponents	37	68	44	106	0	255

Scoring

	TD	RU	PA	RT	PAT	FG	S	PTS.
Blair	0	0	0	0	44/47	17/28	0	95
Alworth	11	0	11	0	0/0	0/0	0	66
Lowe	10	8	2	0	0/0	0/0	0	60
Lincoln	8	5	3	0	0/0	0/0	0	48
Kocourek	5	0	5	0	0/0	0/0	0	32
B. Jackson	4	4	0	0	0/0	0/0	0	24
McKinnon	4	0	4	0	0/0	0/0	0	24
Robinson	2	0	2	0	0/0	0/0	0	12
Rote	2	2	0	0	0/0	0/0	0	12
Allen	1	0	1	0	0/0	0/0	0	6
D. Harris	1	0	1	0	0/0	0/0	0	6
McDougall	1	1	0	0	0/0	0/0	0	6
Norton	1	0	1	0	0/0	0/0	0	6
Faison	0	0	0	0	0/0	0/0	0	2
Chargers	50	20	28	2	44/47	17/28	0	399
Opponents	28	10	17	1	27/27	20/37	0	255

2-Pt. Conversions: Faison, Kocourek, Chargers 2-2, Opponents 0-1

Sacks: Chargers 31.0, Opponents 20.0

Passing	Att.	Comp.	Yds.	Comp.%	Yds./Att.	TD	TD%	Int.	Int.%	Long	Sack/Lost	Rating
Rote	286	170	2510	.594	8.78	20	.070	17	.059	85t	0/0	86.7
Hadl	64	28	502	.438	7.84	6	.094	6	.094	69t	0/0	63.4
Lowe	4	2	100	.500	25.00	1	.250	1	.250	71t	0/0	95.8
Lincoln	1	0	0	.000	0.00	0	.000	0	.000	0	0/0	39.6
McDougall	1	1	11	100.0	11.00	1	100.0	0	.000	11t	0/0	152.1
Norton	1	1	15	100.0	15.00	0	.000	0	.000	15	0/0	118.8
Chargers	357	202	3138	.566	8.79	28	.078	24	.067	85t	20/188	84.0
Opponents	472	231	2976	.489	6.31	17	.036	29	.061	73t	31/283	55.5

Rushing	No.	Yds.	Avg.	Long	TD
Lowe	177	1010	5.7	66t	8
Lincoln	128	826	6.5	76t	5
McDougall	39	201	5.2	22	1
B. Jackson	18	64	3.6	14t	4
Rote	4	62	2.6	15	2
Hadl	8	26	3.3	33	0
Alworth	2	14	7.0	21	0
Chargers	396	2203	5.6	76t	20
Opponents	378	1468	3.9	41	10

Receiving	No.	Yds.	Avg.	Long	TD
Alworth	61	1205	19.8	85t	11
Lowe	26	191	7.3	31t	2
Lincoln	24	325	13.5	39t	3
Kocourek	23	359	15.6	35t	5
Norton	21	281	13.4	36	1
Robinson	18	315	17.5	71t	2
McKinnon	11	262	23.8	69t	4
McDougall	10	115	11.5	26	0
B. Jackson	8	85	10.6	26	0
Chargers	202	3138	15.5	85t	28
Opponents	231	2976	12.9	73t	17

Interceptions	No.	Yds.	Avg.	Long	TD
D. Harris	8	83	10.4	22t	1
Allen	5	37	7.4	26	0
Maguire	4	47	11.8	38	0
McNeil	4	23	5.8	21	0
Mitinger	3	26	8.7	18	0
Karas	2	30	15.0	30	0
Blair	1	40	40.0	40	0
Glick	1	13	13.0	13	0
Whitehead	1	0	0.0	0	0
Chargers	29	299	10.3	40	1
Opponents	24	357	14.9	48	1

Punting	No.	Yds.	Avg.	Net	TB	I-20	Lg.	B
Maguire	58	2241	38.6	35.6	0	0	60	0
Hadl	2	75	37.5	37.5	0	0	38	0
Chargers	60	2316	38.6	35.2	0	0	60	0
Opponents	50	2185	43.7	38.5	0	0	72	1

Punt Returns	Ret.	FC	Yds.	Avg.	Lg.	TD
Alworth	11	0	120	10.9	61	0
Lincoln	7	0	98	14.0	47	0
D. Harris	4	0	43	10.8	23	0
Chargers	22	0	261	11.9	61	0
Opponents	22	0	204	9.3	28	0

Kickoff Returns	Ret.	Yds.	Avg.	Long	TD
Lincoln	17	439	25.8	44	0
Alworth	10	216	21.6	34	0
Westmoreland	10	204	20.4	26	0
Lowe	5	132	26.4	41	0
McDougall	3	77	25.7	26	0
D. Harris	2	34	17.0	27	0
Robinson	2	27	13.5	20	0
B. Jackson	1	16	16.0	16	0
Maguire	1	5	5.0	5	0
Sweeney	1	18	18.0	18	0
Chargers	52	1168	22.5	44	0
Opponents	76	1715	22.6	71	0

Field Goals	1-19	20-29	30-39	40-49	50+
Blair	5/15	6/6	4/4	2/3	0/0
Chargers	5/15	6/6	4/4	2/3	0/0
Opponents	5/19	4/4	9/10	2/3	0/0

Blair(0N,0M) (30N,31G) (34N,38G) (1) (28G,26M) (29G,39N) (23G,36G) (18G) (12N, 48N) (39G,47N,15G,41G) (42G,20G) (45N) (22G,43N,10G) (17G,28G,13G)

1962 FINAL STATISTICS

(4-10 Overall) Third AFL West - Sid Gillman
Home (3-4); Away (1-6)

Date	W/L	Score	Opponent	Att.
09/07	L	21-30	at Denver	28,000
09/16	W	40-14	New York (AFL)	22,003
09/23	L	17-42	Houston	28,061
09/30	W	42-33	at Oakland	13,000
10/07	W	38-28	Dallas (AFL)	23,092
10/13	L	10-35	at Buffalo	20,074
10/19	L	20-24	at Boston	20,888
10/28	L	3-23	at New York (AFL)	21,467
11/04	L	20-23	Denver	20,827
11/11	L	20-40	Buffalo	22,204
11/25	L	27-33	at Houston	28,235
12/02	W	31-21	Oakland	17,874
12/09	L	14-20	Boston	19,887
12/16	L	17-26	at Dallas (AFL)	18,384

Team Statistics

	Chargers	Opponents
TOTAL FIRST DOWNS	217	248
Rushing	82	105
Passing	113	120
Penalty	22	23
Third Down: Made/Att.	0/0	0/0
Third Down Pct.	.000	.000
Fourth Down: Made/Att.	0/0	0/0
Fourth Down Pct.	.000	.000
TOTAL NET YARDS	4106	4518
Avg. Per Game	293.3	322.7
Total Plays	853	880
Avg. Per Play	4.8	5.1
NET YARDS RUSHING	1672	1903
Avg. Per Game	119.4	135.9
Total Rushes	409	437
NET YARDS PASSING	2434	2615
Avg. Per Game	173.9	186.8
Sacked/Yards Lost	28/252	41/311
Gross Yards	2686	2926
Attempts/Completions	416/168	402/196
Completion Pct.	.404	.488
Had Intercepted	34	29
PUNTS/AVERAGE	79/41.6	68/40.7
NET PUNTING AVG.	38.7	36.6
PENALTIES/YARDS	88/768	65/709
FUMBLES/BALL LOST	24/14	30/13
TOUCHDOWNS	38	48
Rushing	13	16
Passing	23	29
Returns	2	3
TIME OF POSSESSION	30:00	30:00

Score by Quarters

	Q1	Q2	Q3	Q4	OT	PTS.
Chargers	75	102	66	71	0	314
Opponents	75	128	81	108	0	392

Scoring

	TD	RU	PA	RT	PAT	FG	S	PTS.
Blair	0	0	0	0	31/34	17/20	0	82
B. Jackson	7	5	2	0	0/0	0/0	0	42
Norton	7	0	7	0	0/0	0/0	0	42
Kocourek	4	0	4	0	0/0	0/0	0	26
Lincoln	4	2	1	0	0/0	0/0	0	24
Alworth	3	0	3	0	0/0	0/0	0	18
McDougall	3	3	0	0	0/0	0/0	0	18
Robinson	3	0	3	0	0/0	0/0	0	18
MacKinnon	2	0	2	0	0/0	0/0	0	12
Braxton	1	1	0	0	0/0	0/0	0	8
Carolan	1	0	1	0	0/0	0/0	0	6
Gibson	1	0	0	1	0/0	0/0	0	6
Hadl	1	1	0	0	0/0	0/0	0	6
Kemp TM	1	1	0	0	0/0	0/0	0	6
Chargers	38	13	23	2	31/34	17/20	0	314
Opponents	48	16	29	3	41/44	17/31	2	392

2-Pt. Conversions: Braxton, Kocourek. Chargers 2-3, Opponents 4-4

Sacks: Chargers 41.0, Opponents 28.0

	Passing	Att.	Comp.	Yds.	Comp.%	Yds./Att.
Hadl	260	107	1632	.412	6.28	
Wood TM	97	41	655	.423	6.75	
Kemp TM	45	13	292	.289	6.49	
Keckin	9	5	64	.556	7.11	
Lincoln	5	2	43	.400	8.60	
Chargers	416	168	1686	.404	6.46	
Opponents	402	196	2926	.488	7.28	

	No.	Yds.	Avg.	Long	TD
Rushing					
Lincoln	117	574	4.9	86t	2
B. Jackson	106	411	3.9	19	5
MacKinnon	55	224	4.1	24	0
McDougall	43	197	4.6	24t	3
Hadl	40	139	3.5	18	1
Braxton	17	35	2.1	15	1
Kemp TM	8	28	3.5	19	1
Alworth	1	17	17.0	17	0
Coan	12	10	0.8	8	0
Robinson	2	10	5.0	7	0
Gillett	2	8	4.0	5	0
Keckin	1	3	3.0	3	0
Wood TM	1	0	0.0	0	0
Chargers	409	1672	4.1	86t	13
Opponents	437	1903	4.4	52	16

	No.	Yds.	Avg.	Long	TD
Receiving					
Norton	48	771	16.1	47	7
Kocourek	39	688	17.6	45	4
Robinson	21	391	18.6	72t	3
Lincoln	16	214	13.4	29	1
B. Jackson	13	136	10.5	33	2
Alworth	10	226	22.6	67t	3
MacKinnon	9	125	13.9	32t	2
McDougall	4	27	6.8	10	0
Braxton	4	17	4.3	10	0
Carolan	3	39	13.0	18	1
Coan	1	52	52.0	52	0
Chargers	168	2686	16.0	72t	23
Opponents	196	2926	14.9	98t	29

	No.	Yds.	Avg.	Long	TD
Interceptions					
Gibson	8	85	10.6	37t	1
D. Harris	5	52	10.4	36	0
Buncom	4	49	12.3	26	0
Bethune	3	6	2.0	4	0
Blair	2	36	18.0	19	0
Karas	2	8	4.0	8	0
McNeil	1	36	36.0	36	0
Faison	1	30	30.0	30	0
Whitehead	1	18	18.0	18	0
Maguire	1	13	13.0	13	0
Allen	1	7	7.0	7	0
Chargers	29	340	11.7	37t	1
Opponents	34	508	14.9	91t	1

	No.	Yds.	Avg.	Net	TB	I-20	Lg.	B
Punting								
Maguire	79	3289	41.6	38.7	0	0	66	0
Chargers	79	3289	41.6	38.7	0	0	66	0
Opponents	68	2768	40.7	36.0	0	0	64	0

	Ret.	FC	Yds.	Avg.	Lg.	TD
Punt Returns						
Lincoln	11	0	94	8.5	17	0
Gibson	10	0	89	8.9	27	0
D. Harris	7	0	95	13.6	34	0
Braxton	1	0	0	0.0	0	0
Chargers	29	0	278	9.6	34	0
Opponents	26	0	229	8.8	73t	1

	Ret.	Yds.	Avg.	Long	TD
Kickoff Returns					
Robinson	32	748	23.4	57	0
Lincoln	14	398	28.4	103t	1
Bethune	12	251	20.9	27	0
McDougall	3	71	23.7	28	0
Coan	2	31	15.5	28	0
Gibson	2	55	27.5	39	0
B. Jackson	1	16	16.0	16	0
Klotz TM	1	15	15.0	15	0
Chargers	67	1585	23.7	103t	1
Opponents	56	1231	22.0	87t	1

	1-19	20-29	30-39	40-49	50+
Field Goals					
Blair	5/7	5/5	2/2	5/6	0/0
Chargers	5/7	5/5	2/2	5/6	0/0
Opponents	8/16	2/4	4/5	2/4	1/2
Blair (4zB) (44G,30G) (29G) () (10G,27G) (27G) (43G,27G) (43M,43G) (27G,15G) () (11N,17G,11G) (12G) (42G,42G) (35G)					

	TD	TD%	Int.	Int.%	Long	Sack/Lost	Rating
Blair	15	.058	25	.092	72t	0/0	43.3
Chargers	4	.041	7	.072	47	0/0	49.1
Opponents	2	.044	2	.044	67t	0/0	50.4
Chargers	0	.000	1	.111	25	0/0	38.4
Opponents	2	.400	0	.000	23t	0/0	110.8
Chargers	23	.055	34	.082	72t	28/252	47.0
Opponents	29	.072	29	.072	98t	41/311	67.0

1961 FINAL STATISTICS

[12-2 Overall] First AFL West - Sid Gillman
Home (6-1); Away (6-1); Postseason (0-1)

Date	W/L	Score	Opponent	Att.
09/10	W	26-10	at Dallas (AFL)	24,500
09/17	W	44-0	Oakland	20,216
09/24	W	34-24	Houston	29,210
09/30	W	19-11	at Buffalo	20,742
10/07	W	38-27	at Boston	17,748
10/15	W	25-10	at New York (AFL)	25,136
10/22	W	41-10	at Oakland	12,014
10/29	W	37-0	Denver	32,584
11/05	W	48-13	New York (AFL)	33,391
11/12	W	19-16	at Denver	7,859
11/19	W	24-14	Dallas (AFL)	33,788
12/03	L	13-33	at Houston	37,845
12/10	W	28-10	Buffalo	24,486
12/17	L	0-41	Boston	21,339
AFL Championship Game				
12/24	L	3-10	Houston	29,556

Team Statistics		Chargers	Opponents
TOTAL FIRST DOWNS		208	224
Rushing	81	79	
Passing	110	124	
Penalty	17	21	
Third Down: Made/Att.	0/0	0/0	
Third Down Pct.	.000	.000	
Fourth Down: Made/Att.	0/0	0/0	
Fourth Down Pct.	.000	.000	
TOTAL NET YARDS		4328	3726
Avg. Per Game	309.1	266.1	
Total Plays	841	927	
Avg. Per Play	5.1	4.0	
NET YARDS RUSHING		1481	1363
Avg. Per Game	105.8	97.4	
Total Rushes	390	400	
NET YARDS PASSING		2847	2363
Avg. Per Game	203.4	168.8	
Sacked/Yards Lost	28/274	42/373	
Gross Yards	3121	2736	
Attempts/Completions	423/190	485/224	
Completion Pct.	.449	.462	
Had Intercepted	25	49	
PUNTS/AVERAGE		62/42.3	70/40.1
NET PUNTING AVG.		62/39.5	34.1
PENALTIES/YARDS		88/683	54/501
FUMBLES/BALL LOST		32/19	33/17
TOUCHDOWNS		24	27
Rushing	24	7	
Passing	17	16	
Returns	11	4	
TIME OF POSSESSION		30:00	30:00

Score by Quarters	Q1	Q2	Q3	Q4	OT	PTS.
Chargers	80	150	80	86	0	396
Opponents	64	56	51	48	0	219

Scoring	TD	RU	PA	RT	PAT	FG	S	PTS.
Blair	0	0	0	42/47		13/25	0	81
Lowe	9	9	0	0/0	0/0	0/0	0	54
Kemp	6	6	0	0/0	0/0	0/0	0	36
Norton	6	0	6	0/0	0/0	0/0	0	36
Kocourek	4	0	4	0/0	0/0	0/0	0	24
Laraba	3	1	0	2/2	1/2	0/1	0	19
Flowers	3	3	0	0/0	0/0	0/0	0	18
D. Harris	3	0	0	3/0	0/0	0/0	0	18
Hayes	3	0	3	0/0	0/0	0/0	0	18
Lincoln	3	0	2	1/0	0/0	0/0	0	18
Roberson	3	3	0	0/0	0/0	0/0	0	18
Enis	2	2	0	0/0	0/0	0/0	0	12
McNeil	2	0	2	0/0	0/0	0/0	0	12
Scarpitto	2	0	2	0/0	0/0	0/0	0	12
Allen	1	0	0	1/0	0/0	0/0	0	6
Hudson	1	0	0	1/0	0/0	0/0	0	6
Zeman	1	0	0	1/0	0/0	0/0	0	6
Gibson	0	0	0	0/0	0/0	0/0	0	2
Chargers	52	24	17	11	43/50	13/26	0	396
Opponents	27	7	16	4	23/25	10/23	1	219

2-Pt. Conversions: Gibson, Chargers 1-2, Opponents 1-1

Sacks: Chargers 42.0, Opponents 28.0

Passing	Att.	Comp.	Yds.	Comp.%	Yds./Att.	TD	TD%	Int.	Int.%	Long	Sack/Loss	Rating
Kemp	364	165	2686	.453	7.38	15	.041	22	.060	91t	0/0	59.2
Enis	55	23	365	.418	6.64	2	.036	3	.055	45	0/0	54.0
Lowe	4	2	70	.500	17.50	0	.000	0	.000	36	0/0	95.8
Chargers	423	190	3121	.449	7.38	17	.040	25	.059	91t	28/274	59.0
Opponents	485	224	2736	.462	5.64	16	.033	49	.101	87t	42/373	35.5

Rushing	No.	Yds.	Avg.	Long	TD
Lowe	175	767	4.4	87t	9
Roberson	58	275	4.7	59t	3
Flowers	51	177	3.5	11	3
Lincoln	41	150	3.7	17	0
Kemp	43	105	2.4	23	6
Enis	16	13	0.8	9	2
Laraba	5	5	1.0	3	1
Maguire	1	-11	-11.0	-11	0
Chargers	390	1481	3.8	87t	24
Opponents	400	1363	3.4	74t	7

Receiving	No.	Yds.	Avg.	Long	TD
Kocourek	55	1055	19.2	76t	4
Norton	47	816	17.4	52	6
Lowe	17	103	6.1	32	0
Flowers	16	175	10.9	31	0
Hayes	14	280	20.0	39	3
Lincoln	12	208	17.3	91t	2
Clark	11	182	16.5	33	0
Scarpitto	9	163	18.1	53t	2
Roberson	6	81	13.5	24	0
MacKinnon	3	58	19.3	45	0
Chargers	190	3121	16.4	91t	17
Opponents	224	2736	12.2	87t	16

Interceptions	No.	Yds.	Avg.	Long	TD
McNeil	9	349	38.8	76t	2
D. Harris	7	140	20.0	56t	3
Zeman	8	89	11.1	21	0
Allen	5	151	30.2	60t	2
Allen	5	111	22.2	59t	1
Gibson	5	43	8.6	23	0
Karas	3	21	7.0	11	0
Faison	2	14	7.0	8	0
Blair	2	4	2.0	4	0
Hudson	1	5	5.0	5t	1
Maguire	1	2	2.0	2	0
Whitehead	1	0	0.0	0	0
Chargers	49	929	19.0	76t	9
Opponents	25	272	10.9	33	1

Punting	No.	Yds.	Avg.	Net	TB	I-20	Lg.	B
Maguire	62	2621	42.3	39.5	0	0	82	1
Chargers	62	2621	42.3	39.5	0	0	82	1
Opponents	70	2805	40.1	34.1	0	0	64	2

Punt Returns	Ret.	FC	Yds.	Avg.	Lg.	TD
Gibson	14	0	209	14.9	39	0
Lincoln	7	0	150	21.4	57t	1
Scarpitto	4	0	47	11.8	28	0
Lowe	1	0	0	0.0	0	0
Zeman	1	0	12	12.0	12	0
Chargers	27	0	418	15.5	57t	1
Opponents	22	0	172	7.8	22	0

Kickoff Returns	Ret.	Yds.	Avg.	Long	TD
Roberson	11	189	17.2	32	0
Lowe	10	240	24.0	35	0
Lincoln	4	98	24.5	31	0
Gibson	3	17	5.7	9	0
Scarpitto	3	50	16.7	22	0
Kemp	2	18	9.0	14	0
Blair	1	2	2.0	2	0
Ferrante	1	0	0.0	0	0
Karas	1	5	5.0	5	0
Mix	1	0	0.0	0	0
Schmidt	1	22	22.0	22	0
Selawski	1	1	1.0	1	0
Chargers	39	642	16.5	35	0
Opponents	65	1521	23.4	76	0

Field Goals	1-19	20-29	30-39	40-49	50+
Blair	8/20	2/2	1/1	2/2	0/0
Laraba	0/0	0/1	0/0	0/0	0/0
Chargers	8/20	2/3	1/1	2/2	0/0
Opponents	1/14	4/4	2/2	2/2	1/1
Blair (0N,18G,17G,42N) (23G,39N,18N) (0N,0N,44G,14G) (38G,11G) (10G,41N, 26N) (20G) ((1)16G,13G,42G) (29N) (40N) (39N,10G) (20N) ((1) Laraba ((1))((1))((1))((1))((1))((1))((1))((27N))((1))					

1960 FINAL STATISTICS

[10-4 Overall] First AFL West - Sid Gillman
Home (5-2); Away (5-2); Postseason (0-1)

Date	W/L	Score	Opponent	Att.
09/10	W	21-20	Dallas (AFL)	17,724
09/18	L	28-38	at Houston	20,156
09/25	L	0-17	at Dallas (AFL)	42,000
10/02	W	24-10	at Buffalo	15,821
10/08	L	0-35	Boston	18,226
10/16	W	23-19	at Denver	19,141
10/28	W	45-16	at Boston	13,988
11/04	W	21-7	at New York (AFL)	19,402
11/13	W	24-21	Houston	21,805
11/20	L	3-32	Buffalo	16,161
11/27	W	52-28	Oakland	15,075
12/04	W	41-17	at Oakland	12,061
12/10	W	41-33	Denver	9,928
12/18	W	50-43	New York (AFL)	11,457
AFL Championship Game				
01/01	L	16-24	at Houston	32,183

Team Statistics	Chargers	Opponents
TOTAL FIRST DOWNS	273	259
Rushing	106	97
Passing	141	138
Penalty	26	24
Third Down: Made/Att.	0/0	0/0
Third Down Pct.	.000	.000
Fourth Down: Made/Att.	0/0	0/0
Fourth Down Pct.	.000	.000
TOTAL NET YARDS	4713	4258
Avg. Per Game	336.6	304.1
Total Plays	878	915
Avg. Per Play	5.4	4.7
NET YARDS RUSHING	1900	1705
Avg. Per Game	135.7	121.8
Total Rushes	397	412
NET YARDS PASSING	2813	2553
Avg. Per Game	200.9	182.4
Sacked/Yards Lost	40/364	36/298
Gross Yards	3177	2851
Attempts/Completions	441/229	467/227
Completion Pct.	.519	.486
Had Intercepted	29	28
PUNTS/AVERAGE	58/39.7	62/38.6
NET PUNTING AVG.	36.3	33.8
PENALTIES/YARDS	70/648	59/569
FUMBLES/BALL LOST	30/16	39/17
TOUCHDOWNS	48	42
Rushing	21	20
Passing	2	21
Returns	4	1
TIME OF POSSESSION	30:00	30:00

Score by Quarters	Q1	Q2	Q3	Q4	OT	PTS.
Chargers	73	109	64	127	0	373
Opponents	74	109	87	66	0	336

Scoring	TD	RU	PA	RT	PAT	FG	S	PTS.
Agajanian	0	0	0	0	46/47	13/23	0	85
Lowie	10	8	2	0	0/0	0/0	0	60
Kemp	8	8	0	0	0/0	0/0	0	48
Ferguson	6	4	2	0	0/0	0/0	0	36
R. Anderson	5	0	5	0	0/0	0/0	0	30
Norton	5	0	5	0	0/0	0/0	0	30
Womble	4	0	4	0	0/0	0/0	0	24
Flowers	2	1	1	0	0/0	0/0	0	12
Ford TM	2	2	0	0	0/0	0/0	0	12
D. Harris	1	0	0	1	0/0	0/0	0	6
Kocourek	1	0	1	0	0/0	0/0	0	6
Loudd	1	0	0	1	0/0	0/0	0	6
Maguire	1	0	0	1	0/0	0/0	0	6
Martin TM	1	0	1	0	0/0	0/0	0	6
Nix	1	0	0	1	0/0	0/0	0	6
Chargers	48	23	21	4	46/47	13/23	0	373
Opponents	42	20	21	1	34/38	14/28	1	336

2-Pt. Conversions: Chargers 0-0, Opponents 3-4

Sacks: Chargers 36.0, Opponents 40.0

Passing	Att.	Comp.	Yds.	Comp.%	Yds./Att.	TD	TD%	Int.	Int.%	Long	Sack/Lost	Rating
Kemp	406	211	3018	.520	7.43	20	.049	25	.062	55t	0/0	67.1
Clatterbuck	23	15	112	.652	4.87	1	.043	1	.043	0	0/0	73.1
Laraba	7	2	23	.286	3.29	0	.000	2	.286	0	0/0	1.2
Lowie	3	1	24	.333	8.00	0	.000	0	.000	24	0/0	63.2
Ford TM	1	0	0	.000	0.00	0	.000	0	.000	0	0/0	39.6
Waller	1	0	0	.000	0.00	0	.000	1	100.0	0	0/0	0.0
Chargers	441	229	3177	.519	7.20	21	.048	29	.066	55t	40/364	63.8
Opponents	467	227	2851	.486	6.10	21	.045	28	.060	21	36/298	58.0

Rushing	No.	Yds.	Avg.	Long	TD
Lowie	136	855	6.3	8	8
Ferguson	126	438	3.5	12	4
Kemp	45	238	4.4	8	8
Ford TM	20	154	7.7	0	2
Flowers	39	161	4.1	0	1
Martin TM	6	23	3.8	0	0
Laraba	3	13	4.3	0	0
Clatterbuck	3	11	3.7	0	0
Waller	9	5	0.6	3	0
Norton	1	2	2.0	0	0
Chargers	397	1900	4.8	12	23
Opponents	412	1705	4.1	20	20

Receiving	No.	Yds.	Avg.	Long	TD
R. Anderson	44	614	14.0	46t	5
Kocourek	40	662	16.6	12	1
Womble	32	316	9.9	26	2
Clark	27	431	16.0	36	0
Norton	25	414	16.6	0	5
Lowie	23	377	16.4	6	2
Ferguson	21	168	8.0	4t	2
Flowers	12	153	12.8	55t	1
Martin TM	2	18	9.0	0	1
Waller	3	24	8.0	3	0
Chargers	229	3177	13.9	55t	19
Opponents	227	2851	12.6	21	21

Interceptions	No.	Yds.	Avg.	Long	TD
D. Harris	5	56	11.2	42t	1
Nix	4	30	7.5	17t	1
McNeil	3	47	15.7	39	0
Maguire	3	37	12.3	37	0
Loudd	3	17	5.7	12	0
Sears	2	73	36.5	26	0
Zeman	2	25	12.5	25	0
Botchan	2	8	4.0	8	0
Garner	2	2	1.0	2	0
Laraba	1	17	17.0	17	0
Schleicher	1	5	5.0	5	0
Chargers	28	317	11.3	42t	2
Opponents	29	284	9.8	33	1

Punting	No.	Yds.	Avg.	Net	TB	I-20	Lg.	B
Maguire	43	1743	40.5	37.3	0	0	61	0
Laraba	15	558	37.2	33.0	0	0	0	0
Chargers	58	2301	39.7	36.3	0	0	61	0
Opponents	62	2393	38.6	33.8	0	0	66	1

Punt Returns	Ret.	FC	Yds.	Avg.	Lg.	TD
D. Harris	13	0	105	8.1	14	0
Sears	9	0	101	11.2	14	0
Garner	6	0	85	14.2	36	0
Ford TM	2	0	6	3.0	3	0
Lowie	1	0	0	0.0	0	0
Chargers	31	0	297	9.6	36	0
Opponents	17	0	197	11.6	51	0

Kickoff Returns	Ret.	Yds.	Avg.	Long	TD
Lowie	28	611	21.8	31	0
Ford TM	13	294	22.6	0	0
Norton	8	153	19.1	13	0
Sears	8	155	19.4	24	0
DeLuca	1	0	0.0	0	0
Chargers	58	1213	20.9	31	0
Opponents	70	1481	21.2	33	0

Field Goals	1-19	20-29	30-39	40-49	50+
Agajanian	3/12	5/5	2/3	3/3	0/0
Chargers	3/12	5/5	2/3	3/3	0/0
Opponents	6/17	3/3	3/3	2/5	0/0

Agajanian (36B) (45N) (45N,32N) (16G) () (11G,26G,47G) (35N,41N,18G) (33N, 43N) (27N,22G) (31G) (28G) (46N) (23G,40G) (41G,37G,27G)



GENERAL SEATING

2016 SEASON TICKET PRICES	SEASON TICKET	SEASON SAVINGS	2016 SEASON TICKET PRICES	SEASON TICKET	SEASON SAVINGS
<div style="display: flex; align-items: center;"> <div style="width: 15px; height: 15px; background-color: #90EE90; margin-right: 5px;"></div> PRESS, PLAZA, FIELD SIDELINE <small>(Rows 1-8 on Field Level are obstructed seats)</small> </div>	\$1,200	\$214	<div style="display: flex; align-items: center;"> <div style="width: 15px; height: 15px; background-color: #0070C0; margin-right: 5px;"></div> VIEW WEST ENDZONE </div>	\$500	\$156
<div style="display: flex; align-items: center;"> <div style="width: 15px; height: 15px; background-color: #3CB371; margin-right: 5px;"></div> PLAZA, FIELD CORNER </div>	\$1,100	\$216	<div style="display: flex; align-items: center;"> <div style="width: 15px; height: 15px; background-color: #000080; margin-right: 5px;"></div> VIEW EAST ENDZONE </div>	\$450	\$77
<div style="display: flex; align-items: center;"> <div style="width: 15px; height: 15px; background-color: #E91E63; margin-right: 5px;"></div> PLAZA, LOGE WEST ENDZONE </div>	\$1,000	\$114	<div style="display: flex; align-items: center;"> <div style="width: 15px; height: 15px; background-color: #4682B4; margin-right: 5px;"></div> VIEW EAST ENDZONE (48-49) </div>	\$390	\$137
<div style="display: flex; align-items: center;"> <div style="width: 15px; height: 15px; background-color: #FFD700; margin-right: 5px;"></div> PLAZA, LOGE EAST ENDZONE </div>	\$900	\$102	<div style="display: flex; align-items: center;"> <div style="width: 15px; height: 15px; background-color: #800080; margin-right: 5px;"></div> VIEW FAMILY SECTION (56-58) <small>(No alcohol allowed in this area)</small> </div>	\$450	\$77
<div style="display: flex; align-items: center;"> <div style="width: 15px; height: 15px; background-color: #DC143C; margin-right: 5px;"></div> LOWER VIEW 3-8, 34-39 </div>	\$800	\$76	<div style="display: flex; align-items: center;"> <div style="width: 15px; height: 15px; background-color: #DDA0DD; margin-right: 5px;"></div> VIEW FAMILY SECTION (54-55) <small>(No alcohol allowed in this area)</small> </div>	\$390	\$137
<div style="display: flex; align-items: center;"> <div style="width: 15px; height: 15px; background-color: #ADD8E6; margin-right: 5px;"></div> VIEW SIDELINES, LOWER VIEW </div>	\$670	\$136	<div style="display: flex; align-items: center;"> <div style="width: 15px; height: 15px; background-color: #000000; margin-right: 5px; border: 1px solid #000;"></div> WHEELCHAIR/COMPANION <small>Semi-Ambulant Seating Available - Ask Ticket Office for Details</small> </div>	\$450, \$390	\$77-\$206

CLUB SEATING

2016 SEASON TICKET PRICES	THREE YEAR	ONE YEAR	2016 SEASON TICKET PRICES	THREE YEAR	ONE YEAR
CATEGORY 1 <small>(Sections 4-7, 35-38)</small>	\$2,650*	\$2,950	CATEGORY 3 <small>(Sections 10-15, 27-32)</small>	\$1,600*	\$1,850
CATEGORY 2 <small>(Sections 2, 3, 8, 9, 33, 34, 39, 40)</small>	\$2,100*	\$2,450	CATEGORY 4 <small>(Sections 1, 41-45, 58-61)</small>	\$1,400*	\$1,650

*Security deposit required. All seats are subject to prior sale and not all price categories are available for purchase. Quality seat locations for our fans with disabilities are available. For Accessible Seating information, call 1-888-263-0006. For hearing impaired call 619-641-3171 (TTY). The Chargers accept Visa, MasterCard, American Express, personal checks, money orders and cash for all season ticket purchases.



HISTORY

SERIES RESULTS

+ AFL Championship Game * AFC Wild Card Playoffs ** AFC Divisional Playoffs *** AFC Championship Game # Super Bowl

All-Time Regular-Season Record: 421-440-11

Chargers 9, Arizona 4 (.692)

1971	at San DiegoW20-17
1976	at San DiegoW43-24
1983	at St. LouisL14-44
1987	at San DiegoW28-24
1989	at PhoenixW24-13
1992	at PhoenixW27-21
1995	at San DiegoW28-25
1998	at ArizonaL13-16
2001	at San DiegoL17-20
2002	at ArizonaW23-15
2006	at San DiegoW27-20
2010	at San DiegoW41-10
2014	at ArizonaL17-18

Atlanta 8, Chargers 1 (.111)

1973	at AtlantaL0-41
1979	at San DiegoL26-28
1988	at AtlantaW10-7
1991	at San DiegoL10-13
1994	at AtlantaL9-10
1997	at San DiegoL3-14
2004	at AtlantaL20-21
2008	at San DiegoL16-22
2012	at San DiegoL3-27

Baltimore 6, Chargers 5 (.455)

1997	at San DiegoW21-17
1998	at San DiegoW14-13
2000	at BaltimoreL3-24
2003	at San DiegoL10-24
2006	at BaltimoreL13-16
2007	at San DiegoW32-14
2009	at San DiegoL26-31
2011	at San DiegoW34-14
2012	at San DiegoL13-16, OT
2014	at BaltimoreW34-33
2015	at BaltimoreL26-29

Chargers 23, Buffalo 12, 2 Ties (.649)

1960	at BuffaloW24-10
	at Los AngelesL3-32
1961	at BuffaloW19-11
	at San DiegoW28-10
1962	at BuffaloL10-35
	at San DiegoL20-40
1963	at San DiegoW14-10
	at BuffaloW23-13
1964	at BuffaloL3-30
	at San DiegoL24-27
	at Buffalo*L7-20
1965	at BuffaloW34-3
	at San DiegoT20-20
	at San Diego*L0-23
	at San DiegoW27-7
	at BuffaloT17-17
1967	at BuffaloW37-17
1968	at BuffaloW21-6
1969	at San DiegoW45-6
1971	at San DiegoW20-3
1973	at San DiegoW34-7
1976	at BuffaloW34-13
1979	at San DiegoW27-19
1980	at San DiegoL24-26
	at San Diego**W20-14
1981	at San DiegoL27-28
1985	at BuffaloW14-9
	at San DiegoW40-7
1998	at San DiegoW16-14
2000	at BuffaloL24-27, OT
2001	at San DiegoW27-24
2002	at BuffaloL13-20
2005	at San DiegoW48-10
2006	at BuffaloW24-21
2008	at BuffaloL14-23
2011	at San DiegoW37-10
2014	at BuffaloW22-10

Carolina 4, Chargers 1 (.200)

1997	at San DiegoL7-26
2000	at CarolinaL22-30
2004	at CarolinaW17-6

2008	at San DiegoL24-26
2012	at San DiegoL7-31

Chicago 7, Chargers 5 (.417)

1970	at ChicagoW20-7
1974	at San DiegoW28-21
1978	at San DiegoW40-7
1981	at ChicagoL17-20, OT
1984	at San DiegoW20-7
1993	at San DiegoL13-16
1996	at ChicagoL14-27
1999	at San DiegoL20-23, OT
2003	at ChicagoL7-20
2007	at San DiegoW14-3
2011	at ChicagoL20-31
2015	at San DiegoL19-22

Chargers 20, Cincinnati 15 (.571)

1968	at San DiegoW29-13
	at CincinnatiW31-10
1969	at CincinnatiL20-34
	at San DiegoW21-14
1970	at San DiegoL14-17
1971	at CincinnatiL0-31
1973	at San DiegoL13-20
1974	at CincinnatiW20-17
1975	at CincinnatiL17-47
1977	at San DiegoW24-3
1978	at San DiegoW22-13
1979	at CincinnatiW26-24
1980	at CincinnatiW31-14
1981	at San DiegoL17-40
	at Cincinnati***L7-27
1982	at San DiegoW50-34
1985	at CincinnatiW44-41
1987	at CincinnatiW10-9
1988	at CincinnatiL10-27
1990	at San DiegoL16-21
1992	at San DiegoW27-10
1994	at San DiegoW27-10
1996	at San DiegoW27-14
1997	at CincinnatiL31-38
1999	at CincinnatiW34-7
2001	at San DiegoW28-14
2002	at CincinnatiW34-6
2003	at San DiegoL27-34
2006	at CincinnatiW49-41
2009	at San DiegoW27-24
2010	at CincinnatiL20-34
2012	at San DiegoL13-20
2013	at San DiegoL10-17
	at Cincinnati*W27-10
2015	at CincinnatiL19-24

Chargers 15, Cleveland 8, 1 Tie (.646)

1970	at ClevelandW27-10
1972	at San DiegoL17-21
1973	at ClevelandT16-16
1974	at San DiegoW36-35
1976	at ClevelandL17-21
1977	at San DiegoW37-14
1981	at ClevelandW44-14
1982	at ClevelandW30-13
1983	at San DiegoL24-30, OT
1985	at San DiegoL7-21
1986	at ClevelandL17-47
1987	at San DiegoW27-24, OT
1990	at ClevelandW24-14
1991	at San DiegoL24-30, OT
1992	at ClevelandW14-13
1995	at San DiegoW31-13
1999	at San DiegoW23-10
2001	at ClevelandL16-20
2003	at ClevelandW26-20
2004	at ClevelandW21-0
2006	at San DiegoW32-25
2009	at ClevelandW30-23
2012	at ClevelandL6-7
2015	at San DiegoW30-27

Dallas 6, Chargers 4 (.400)

1972	at San DiegoL28-34
1980	at DallasL31-42

1983	at San DiegoW24-23
1986	at San DiegoL21-24
1990	at DallasL14-17
1995	at San DiegoL9-23
2001	at DallasW32-21
2005	at San DiegoL24-28
2009	at DallasW20-17
2013	at San DiegoW30-21

Denver 63, Chargers 49, 1 Tie (.438)

1960	at DenverW23-19
	at Los AngelesW41-33
	at San DiegoW37-0
1961	at DenverW19-16
1962	at DenverL21-30
	at San DiegoL20-23
1963	at DenverL34-50
	at San DiegoW58-20
1964	at San DiegoW42-14
	at DenverW31-20
1965	at San DiegoW34-31
	at DenverW33-21
1966	at San DiegoW24-17
	at DenverL17-20
1967	at DenverW38-21
	at San DiegoW24-20
1968	at San DiegoW55-24
	at DenverW47-23
1969	at DenverL0-13
	at San DiegoW45-24
1970	at San DiegoW24-21
	at DenverT17-17
1971	at DenverL16-20
	at San DiegoW45-17
1972	at San DiegoW37-14
	at DenverL13-38
1973	at DenverL19-30
	at San DiegoL28-42
1974	at DenverL7-27
	at San DiegoW17-0
1975	at San DiegoL17-27
	at DenverL10-13, OT
1976	at DenverL0-26
	at San DiegoL0-17
1977	at San DiegoL14-17
	at DenverL9-17
1978	at DenverL14-27
	at San DiegoW23-0
1979	at DenverL0-7
	at San DiegoW17-7
1980	at DenverW30-13
	at San DiegoL13-20
1981	at DenverL24-42
	at San DiegoW34-17
1982	at DenverW23-3
	at San DiegoW30-20
1983	at DenverL6-14
	at San DiegoW31-7
1984	at San DiegoL13-16
	at DenverL13-16
1985	at San DiegoW30-10
	at DenverL24-30, OT
1986	at San DiegoL14-31
	at DenverW9-3
1987	at San DiegoL17-31
	at DenverL0-24
1988	at DenverL3-34
	at San DiegoL0-12
1989	at DenverL10-16
	at San DiegoW19-16
1990	at San DiegoW19-7
	at DenverL10-20
1991	at DenverL19-27
	at San DiegoL14-17
1992	at DenverL13-21
	at San DiegoW24-21
1993	at DenverL17-34
	at San DiegoW13-10
1994	at DenverW37-34
	at San DiegoL15-20
1995	at San DiegoW17-6
	at DenverL27-30

1996 at Denver L 17-28
 at San Diego W 16-10
 1997 at San Diego L 28-38
 at Denver L 3-38
 1998 at Denver L 10-27
 at San Diego L 16-31
 1999 at San Diego L 17-33
 at Denver W 12-6
 2000 at San Diego L 7-21
 at Denver L 37-38
 2001 at San Diego W 27-10
 at Denver L 16-26
 2002 at Denver L 9-26
 at San Diego W 30-27, OT
 2003 at San Diego L 13-37
 at Denver L 8-37
 2004 at Denver L 13-23
 at San Diego W 20-17
 2005 at Denver L 17-20
 at San Diego L 7-23
 2006 at Denver W 35-27
 at San Diego W 48-20
 2007 at Denver W 41-3
 at San Diego W 23-3
 2008 at Denver L 38-39
 at San Diego W 52-21
 2009 at San Diego L 23-34
 at Denver W 32-3
 2010 at San Diego W 35-14
 at Denver W 33-28
 2011 at Denver W 29-24
 at San Diego L 13-16, OT
 2012 at San Diego L 24-35
 at Denver L 23-30
 2013 at San Diego L 20-28
 at Denver W 27-20
 at Denver** L 17-24
 2014 at Denver L 21-35
 at San Diego L 10-22
 2015 at San Diego L 3-17
 at Denver L 20-27

Chargers 7, Detroit 4 (.636)

1972 at Detroit L 20-34
 1977 at Detroit L 0-20
 1978 at Detroit L 14-31
 1981 at San Diego W 28-23
 1984 at San Diego W 27-24
 1996 at San Diego W 27-21
 1999 at Detroit W 20-10
 2003 at Detroit W 14-7
 2007 at San Diego W 51-14
 2011 at Detroit L 10-38
 2015 at San Diego W 33-28

Green Bay 10, Chargers 1 (.091)

1970 at San Diego L 20-22
 1974 at Green Bay L 0-34
 1978 at San Diego L 3-24
 1984 at Green Bay W 34-28
 1993 at San Diego L 13-20
 1996 at Green Bay L 10-42
 1999 at San Diego L 3-31
 2003 at San Diego L 21-38
 2007 at Green Bay L 24-31
 2011 at San Diego L 38-45
 2015 at Green Bay L 20-27

Chargers 4, Houston 1 (.800)

2002 at San Diego W 24-3
 2004 at Houston W 27-20
 2007 at San Diego W 35-10
 2010 at Houston W 29-23
 2013 at San Diego L 28-31

Chargers 18, Indianapolis 10 (.643)

1970 at San Diego L 14-16
 1972 at Baltimore W 23-20
 1976 at San Diego L 21-37
 1981 at Baltimore W 43-14
 1982 at San Diego W 44-26
 1984 at Indianapolis W 38-10
 1986 at Indianapolis W 17-3
 1987 at Indianapolis W 16-13
 at San Diego L 7-20
 1988 at San Diego L 0-16
 1989 at Indianapolis L 6-10
 1992 at Indianapolis W 34-14
 at San Diego W 26-0

1993 at Indianapolis W 31-0
 1995 at Indianapolis W 27-24
 at San Diego* L 20-35
 1996 at Indianapolis W 26-19
 at San Diego W 35-19
 1998 at Indianapolis L 12-17
 1999 at San Diego L 19-27
 2004 at Indianapolis L 31-34, OT
 2005 at Indianapolis W 26-17
 2007 at San Diego W 23-21
 at Indianapolis** W 28-24
 2008 at San Diego L 20-23
 at San Diego* W 23-17, OT
 2010 at Indianapolis W 36-14
 2013 at San Diego W 19-9

Chargers 6, Jacksonville 2 (.750)

2003 at Jacksonville L 21-27
 2004 at San Diego W 34-21
 2007 at Jacksonville L 17-24
 2010 at San Diego W 38-13
 2011 at Jacksonville W 38-14
 2013 at Jacksonville W 24-6
 2014 at San Diego W 33-14
 2015 at Jacksonville W 31-25

Kansas City 56, Chargers 55, 1 Tie (.496)

1960 at Los Angeles W 21-20
 at Dallas L 0-17
 1961 at Dallas W 26-10
 at San Diego W 24-14
 1962 at San Diego W 32-28
 at Dallas L 17-26
 1963 at San Diego W 24-10
 at Kansas City W 38-17
 1964 at Kansas City W 28-14
 at San Diego L 6-49
 1965 at San Diego T 10-10
 at Kansas City L 7-31
 1966 at Kansas City L 14-24
 at San Diego L 17-27
 1967 at San Diego W 45-31
 at Kansas City W 17-16
 1968 at Kansas City L 20-27
 at San Diego L 3-40
 1969 at San Diego L 9-27
 at Kansas City L 3-27
 1970 at Kansas City L 14-26
 at San Diego W 31-13
 1971 at San Diego W 21-14
 at Kansas City L 10-31
 1972 at San Diego L 14-26
 at Kansas City W 27-17
 1973 at San Diego L 0-19
 at Kansas City L 6-33
 1974 at San Diego L 14-24
 at Kansas City W 14-7
 1975 at San Diego L 10-12
 at Kansas City W 28-20
 1976 at Kansas City W 30-16
 at San Diego L 20-23
 1977 at Kansas City W 23-7
 at San Diego L 16-21
 1978 at San Diego W 29-23, OT
 at Kansas City L 0-23
 1979 at Kansas City W 20-14
 at San Diego W 28-7
 1980 at Kansas City W 24-7
 at San Diego W 20-7
 1981 at Kansas City W 42-31
 at San Diego W 22-20
 1982 at Kansas City L 12-19
 1983 at Kansas City W 17-14
 at San Diego W 41-38
 1984 at Kansas City L 13-31
 at San Diego L 21-42
 1985 at San Diego W 31-20
 at Kansas City L 34-38
 1986 at Kansas City L 41-42
 at San Diego L 23-24
 1987 at Kansas City L 13-20
 at San Diego W 42-21
 1988 at Kansas City W 24-23
 at San Diego W 24-13
 1989 at San Diego W 21-6
 at Kansas City W 20-13
 1990 at Kansas City L 10-27
 at San Diego L 21-24

1991 at San Diego L 3-14
 at Kansas City L 17-20, OT
 1992 at San Diego L 10-24
 at Kansas City L 14-16
 at San Diego* W 17-0
 1993 at San Diego L 14-17
 at Kansas City L 24-28
 1994 at San Diego W 20-6
 at Kansas City W 14-13
 1995 at Kansas City L 23-29, OT
 at San Diego L 7-22
 1996 at San Diego W 22-19
 at Kansas City W 28-14
 1997 at Kansas City L 3-31
 at San Diego L 7-29
 1998 at Kansas City L 7-23
 at San Diego W 38-37
 1999 at San Diego W 21-14
 at Kansas City L 0-34
 2000 at Kansas City L 10-42
 at San Diego W 17-16
 2001 at San Diego L 20-25
 at Kansas City L 17-20
 2002 at San Diego W 35-34
 at Kansas City L 22-24
 2003 at Kansas City L 14-27
 at San Diego L 24-28
 2004 at Kansas City W 34-31
 at San Diego W 24-17
 2005 at San Diego W 28-20
 at Kansas City L 7-20
 2006 at Kansas City L 27-30
 at San Diego W 20-9
 2007 at San Diego L 16-30
 at Kansas City W 24-10
 2008 at San Diego W 20-19
 at Kansas City W 22-21
 2009 at Kansas City W 37-7
 at San Diego W 43-14
 2010 at Kansas City L 14-21
 at San Diego W 31-0
 2011 at San Diego W 20-17
 at Kansas City L 20-23, OT
 2012 at Kansas City W 37-20
 at San Diego W 31-13
 2013 at Kansas City W 41-38
 at San Diego W 27-24, OT
 2014 at San Diego L 20-23
 at Kansas City L 7-19
 2015 at San Diego L 3-33
 at Kansas City L 3-10

Miami 16, Chargers 15 (.484)

1966 at San Diego W 44-10
 1967 at San Diego W 24-0
 at Miami L 24-41
 1968 at San Diego W 34-28
 1969 at Miami W 21-14
 1972 at Miami L 10-24
 1974 at San Diego L 21-28
 1977 at Miami W 14-13
 1978 at San Diego L 21-28
 1980 at Miami W 27-24, OT
 1981 at Miami** W 41-38, OT
 1982 at Miami** L 13-34
 1984 at San Diego W 34-28, OT
 1986 at San Diego W 50-28
 1988 at Miami L 28-31
 1991 at San Diego W 38-30
 1992 at Miami** L 0-31
 1993 at San Diego W 45-20
 1994 at San Diego** W 22-21
 1995 at San Diego L 14-24
 1999 at Miami L 9-12
 2000 at San Diego L 7-17
 2002 at Miami L 3-30
 2003 at San Diego^ L 10-26
 2005 at San Diego L 21-23
 2008 at Miami L 10-17
 2009 at San Diego W 23-13
 2011 at San Diego W 26-16
 2013 at Miami L 16-20
 2014 at Miami L 0-37
 2015 at San Diego W 30-14

^ Game played at Arizona's Sun Devil Stadium

Series Results, cont.

Chargers 6, Minnesota 6 (.500)

1971	at San Diego	W	30-14
1975	at Minnesota	L	13-28
1978	at Minnesota	W	13-7
1981	at San Diego	L	31-33
1984	at Minnesota	W	42-13
1985	at Minnesota	L	17-21
1993	at Minnesota	W	30-17
1999	at Minnesota	L	27-35
2003	at San Diego	W	42-28
2007	at Minnesota	L	17-35
2011	at San Diego	W	24-17
2015	at Minnesota	L	14-31

New England 23, Chargers 15, 2 Ties (.400)

1960	at Los Angeles	L	0-35
	at Boston	W	45-16
1961	at Boston	W	38-27
	at San Diego	L	0-41
1962	at Boston	L	20-24
	at San Diego	L	14-20
1963	at San Diego	W	17-13
	at Boston	W	7-6
	at San Diego+	W	51-10
1964	at San Diego	L	28-33
	at Boston	W	26-17
1965	at Boston	T	13-13
	at San Diego	L	6-22
1966	at San Diego	W	24-0
	at Boston	L	17-35
1967	at San Diego	W	28-14
	at San Diego	T	31-31
1968	at Boston	W	27-17
1969	at Boston	W	13-10
	at San Diego	W	28-18
1970	at Boston	W	16-14
1973	at New England	L	14-30
1975	at San Diego	L	19-33
1977	at San Diego	L	20-24
1978	at New England	L	23-28
1979	at New England	L	21-27
1983	at New England	L	21-37
1994	at New England	L	17-23
1996	at San Diego	L	7-45
1997	at New England	L	7-41
2001	at New England	L	26-29, OT
2002	at San Diego	W	21-14
2005	at New England	W	41-17
2006	at San Diego**	L	21-24
2007	at New England	L	38-14
	at New England***	L	12-21
2008	at San Diego	W	30-10
2010	at San Diego	L	20-23
2011	at New England	L	21-35
2014	at San Diego	L	14-23

Chargers 7, New Orleans 4 (.636)

1973	at San Diego	W	17-14
1977	at New Orleans	W	14-0
1979	at New Orleans	W	35-0
1988	at San Diego	L	17-23
1991	at San Diego	W	24-21
1994	at New Orleans	W	36-22
1997	at New Orleans	W	20-6
2000	at San Diego	L	27-28
2004	at San Diego	W	43-17
2008	at N.O. (at London)	L	32-37
2012	at New Orleans	L	24-31

Chargers 6, N.Y. Giants 5 (.545)

1971	at New York	L	17-35
1975	at New York	L	24-35
1980	at San Diego	W	44-7
1983	at New York	W	41-34
1986	at New York	L	7-20
1989	at San Diego	L	13-20
1995	at New York	W	27-17
1998	at San Diego	L	16-34
2005	at San Diego	W	45-23
2009	at New York	W	21-20
2013	at San Diego	W	37-14

Chargers 21, N.Y. Jets 14, 1 Tie (.597)

1960	at New York	W	21-7
	at Los Angeles	W	50-43
1961	at New York	W	25-10
	at San Diego	W	48-13
1962	at San Diego	W	40-14
	at New York	L	3-23

1963	at San Diego	W	24-20
	at New York	W	53-7
1964	at New York	T	17-17
	at San Diego	W	38-3
1965	at New York	W	34-9
	at San Diego	W	38-7
1966	at New York	L	16-17
	at San Diego	W	42-27
1967	at San Diego	L	31-42
1968	at New York	L	20-23
	at San Diego	L	15-37
1969	at San Diego	W	34-27
1971	at San Diego	W	49-21
1974	at New York	L	14-27
1975	at San Diego	W	24-16
1983	at San Diego	L	29-41
1989	at San Diego	L	17-20
1990	at New York	W	39-3
	at San Diego	W	38-17
1991	at New York	L	3-24
1994	at New York	W	21-6
2002	at San Diego	L	13-44
2004	at San Diego	L	28-34
	at San Diego*	L	17-20, OT
2005	at New York	W	31-26
2008	at San Diego	W	48-29
2009	at San Diego**	L	14-17
2011	at New York	L	21-27
2012	at New York	W	27-17
2014	at San Diego	W	31-0

Oakland 61, Chargers 50, 2 Ties (.451)

1960	at Los Angeles	W	52-27
	at Oakland (S.F.)	W	41-17
1961	at San Diego	W	44-0
	at Oakland (S.F.)	W	41-10
1962	at Oakland	W	42-33
	at San Diego	W	31-21
1963	at San Diego	L	33-34
	at Oakland	L	27-41
1964	at Oakland	W	31-17
	at San Diego	L	20-21
1965	at Oakland	W	17-6
	at San Diego	W	24-14
1966	at Oakland	W	29-20
	at San Diego	L	19-41
1967	at Oakland	L	10-51
	at San Diego	L	21-41
1968	at Oakland	W	23-14
	at San Diego	L	27-34
1969	at San Diego	L	12-14
	at Oakland	L	16-21
1970	at San Diego	T	27-27
	at Oakland	L	17-20
1971	at San Diego	L	0-34
	at Oakland	L	33-34
	at Oakland	T	17-17
	at San Diego	L	19-21
1973	at San Diego	L	17-27
	at Oakland	L	3-31
1974	at San Diego	L	10-14
	at Oakland	L	10-17
1975	at San Diego	L	0-6
	at Oakland	L	0-25
1976	at San Diego	L	17-27
	at Oakland	L	0-24
1977	at Oakland	L	0-24
	at San Diego	W	12-7
1978	at San Diego	L	20-21
	at Oakland	W	27-23
1979	at San Diego	W	30-10
	at Oakland	L	22-45
1980	at San Diego	W	30-24, OT
	at Oakland	L	24-38
	at San Diego***	L	27-34
1981	at Oakland	W	55-21
	at San Diego	W	23-10
1982	at Los Angeles	L	24-28
	at San Diego	L	34-41
1983	at San Diego	L	10-42
	at Los Angeles	L	14-30
1984	at Los Angeles	L	30-33
	at San Diego	L	37-44
1985	at Los Angeles	L	21-34
	at San Diego	W	40-34, OT
1986	at Los Angeles	L	13-17
	at San Diego	L	31-37, OT

1987	at Los Angeles	W	23-17
	at San Diego	W	16-14
1988	at Los Angeles	L	13-24
	at San Diego	L	3-13
1989	at Los Angeles	L	14-40
	at San Diego	W	14-12
1990	at San Diego	L	9-24
	at Los Angeles	L	12-17
1991	at Los Angeles	W	21-13
	at San Diego	L	7-9
1992	at San Diego	W	27-3
	at Los Angeles	W	36-14
1993	at Los Angeles	W	30-23
	at San Diego	L	7-12
1994	at Los Angeles	W	26-24
	at San Diego	L	17-24
1995	at Oakland	L	7-17
	at San Diego	W	12-6
1996	at Oakland	W	40-34
	at San Diego	L	14-23
1997	at Oakland	W	25-10
	at San Diego	L	13-38
1998	at Oakland	L	6-7
	at San Diego	L	10-17
1999	at Oakland	L	9-28
	at San Diego	W	23-20
2000	at Oakland	L	6-9
	at San Diego	L	13-15
2001	at Oakland	L	24-34
	at San Diego	L	6-13
2002	at Oakland	W	27-21, OT
	at San Diego	L	7-27
2003	at Oakland	L	31-34, OT
	at San Diego	W	21-14
2004	at San Diego	W	42-14
	at Oakland	W	23-17
2005	at Oakland	W	27-14
	at San Diego	W	34-10
2006	at Oakland	W	27-0
	at San Diego	W	21-14
2007	at San Diego	W	28-14
	at Oakland	W	30-17
2008	at Oakland	W	28-18
	at San Diego	W	34-7
2009	at Oakland	W	24-20
	at San Diego	W	24-16
2010	at Oakland	L	27-35
	at San Diego	L	13-28
2011	at San Diego	L	17-24
	at Oakland	W	38-26
2012	at Oakland	W	22-14
	at San Diego	W	24-21
2013	at Oakland	L	17-27
	at San Diego	W	26-13
2014	at Oakland	W	31-28
	at San Diego	W	13-6
2015	at San Diego	L	29-37
	at Oakland	L	20-23, OT

Chargers 7, Philadelphia 4 (.636)

1974	at San Diego	L	7-13
1980	at San Diego	W	22-21
1985	at San Diego	W	20-14
1986	at Philadelphia	L	7-23
1989	at San Diego	W	20-17
1995	at Philadelphia	W	27-21
1998	at San Diego	W	13-10
2001	at Philadelphia	L	14-24
2005	at Philadelphia	L	17-20
2009	at San Diego	W	31-23
2013	at Philadelphia	W	33-30

Pittsburgh 23, Chargers 9 (.281)

1971	at Pittsburgh	L	17-21
1972	at San Diego	L	2-24
1973	at Pittsburgh	L	21-38
1975	at San Diego	L	0-37
1976	at Pittsburgh	L	0-23
1977	at San Diego	L	9-10
1979	at San Diego	W	35-7
1980	at San Diego	W	26-17
1982	at Pittsburgh*	W	31-28
1983	at Pittsburgh	L	3-26
1984	at Pittsburgh	L	24-52
1985	at San Diego	W	54-44
1987	at San Diego	L	16-20
1988	at San Diego	W	20-14
1989	at Pittsburgh	L	17-20

1990	at Pittsburgh	L	14-36
1991	at Pittsburgh	L	20-26
1992	at San Diego	L	6-23
1993	at Pittsburgh	L	3-16
1994	at San Diego	W	37-34
	at Pittsburgh**	W	17-13
1995	at Pittsburgh	L	16-31
1996	at Pittsburgh	L	3-16
2000	at San Diego	L	21-34
2003	at Pittsburgh	L	24-40
2005	at San Diego	L	22-24
2006	at San Diego	W	23-13
2008	at Pittsburgh	L	10-11
	at Pittsburgh**	L	24-35
2009	at Pittsburgh	L	28-38
2012	at Pittsburgh	W	34-24
2015	at San Diego	L	20-24

St. Louis 6, Chargers 5 (.455)

1970	at Los Angeles	L	10-37
1975	at San Diego	L	10-13, OT
1979	at Los Angeles	W	40-16
1988	at Los Angeles	W	38-24
1991	at Los Angeles	L	24-30
1994	at San Diego	W	31-17
2000	at St. Louis	L	31-57
2002	at St. Louis	L	24-28
2006	at San Diego	W	38-24
2010	at St. Louis	L	17-20
2014	at San Diego	W	27-24

San Francisco 7, Chargers 7 (.500)

1972	at San Francisco	L	3-34
1976	at San Diego	W	13-7, OT
1979	at San Diego	W	31-9
1982	at San Francisco	W	41-37
1988	at San Diego	L	10-48
1991	at San Francisco	L	14-34
1994	at San Diego	L	15-38
	at Miami#	L	26-49
1997	at San Francisco	L	10-17
2000	at San Diego	L	17-45
2002	at San Diego	W	20-17, OT
2006	at San Francisco	W	48-19
2010	at San Diego	W	34-7
2014	at San Francisco	W	38-35, OT

Seattle 26, Chargers 24 (.480)

1977	at Seattle	W	30-28
1978	at Seattle	W	24-20
	at San Diego	W	37-10
1979	at Seattle	W	33-16
	at San Diego	W	20-10
1980	at Seattle	W	34-13
	at San Diego	W	21-14
1981	at San Diego	W	24-10
	at Seattle	L	23-44

1983	at Seattle	L	31-34
	at San Diego	W	28-21
1984	at Seattle	L	17-31
	at San Diego	L	0-24
1985	at San Diego	L	35-49
	at Seattle	L	21-26
1986	at Seattle	L	7-33
	at San Diego	L	24-34
1987	at Seattle	L	3-34
1988	at San Diego	W	17-16
	at Seattle	L	14-17
1989	at San Diego	L	16-17
	at Seattle	L	7-10
1990	at Seattle	W	31-14
	at San Diego	L	10-13
1991	at Seattle	L	9-20
	at San Diego	W	17-14
1992	at San Diego	W	17-6
	at Seattle	W	31-14
1993	at San Diego	W	18-12
	at Seattle	L	14-31
1994	at Seattle	W	24-10
	at San Diego	W	35-15
1995	at San Diego	W	14-10
	at Seattle	W	35-25
1996	at San Diego	W	29-7
	at Seattle	L	13-32
1997	at Seattle	L	22-26
	at San Diego	L	31-37
1998	at San Diego	L	20-27
	at Seattle	L	17-38
1999	at San Diego	W	13-10
	at Seattle	W	19-16
2000	at San Diego	L	12-20
	at Seattle	L	15-17
2001	at Seattle	L	10-13, OT
	at San Diego	L	22-25
2002	at San Diego	L	28-31, OT
2006	at Seattle	W	20-17
2010	at Seattle	L	20-27
2014	at San Diego	W	30-21

Chargers 8, Tampa Bay 2 (.800)

1976	at San Diego	W	23-0
1981	at Tampa Bay	W	24-23
1987	at Tampa Bay	W	17-13
1990	at San Diego	W	41-10
1992	at San Diego	W	29-14
1993	at Tampa Bay	W	32-17
1996	at San Diego	L	17-25
2004	at San Diego	W	31-24
2008	at Tampa Bay	W	43-24
2012	at Tampa Bay	L	24-34

Chargers 26, Tennessee 17, 1 Tie (.602)

1960	at Houston	L	28-38
	at Los Angeles	W	24-21

	at Houston+	L	16-24
1961	at San Diego	W	34-24
	at Houston	L	13-33
	at San Diego+	L	3-10
1962	at San Diego	L	17-42
	at Houston	L	27-33
1963	at San Diego	W	27-0
	at Houston	W	20-14
1964	at San Diego	W	27-21
	at Houston	W	20-17
1965	at San Diego	W	31-14
	at Houston	W	37-26
1966	at Houston	W	28-22
1967	at San Diego	W	13-3
	at Houston	L	17-24
1968	at San Diego	W	30-14
1969	at Houston	W	21-17
1970	at San Diego	T	31-31
1971	at Houston	L	33-49
1972	at San Diego	W	34-20
1974	at Houston	L	14-21
1975	at Houston	L	17-33
1976	at San Diego	W	30-27
1978	at Houston	W	45-24
1979	at San Diego**	L	14-17
1984	at San Diego	W	31-14
1985	at Houston	L	35-37
1986	at San Diego	W	27-0
1987	at Houston	L	18-33
1989	at San Diego	L	27-34
1990	at San Diego	L	7-17
1992	at Houston	L	0-27
1993	at San Diego	W	18-17
1998	at Tennessee	W	13-7
2004	at San Diego	W	38-17
2006	at San Diego	W	40-7
2007	at Tennessee (OT)	W	23-17
	at San Diego*	W	17-6
2009	at Tennessee	W	42-17
2010	at San Diego	W	33-25
2012	at San Diego	W	38-10
2013	at Tennessee	L	17-20

Washington 7, Chargers 3 (.300)

1973	at Washington	L	0-38
1980	at Washington	L	17-40
1983	at San Diego	L	24-27
1986	at San Diego	L	27-30
1989	at Washington	L	21-26
1998	at Washington	L	20-24
2001	at San Diego	W	30-3
2005	at Washington	W	23-17, OT
2009	at San Diego	W	23-20
2013	at Washington	L	24-30, OT

QUARTERBACKS RECORDS AS STARTERS

Drew Brees	30-28	(517)
Postseason	0-1	(.000)
Virgil Carter	0-1	(.000)
Wayne Clark	1-3	(.250)
Bobby Clatterback	1-1	(.500)
Marty Domres	4-2	(.666)
Jim Everett	1-0	(1.000)
Tom Flick	1-2	(.333)
Doug Flutie	8-14	(.364)
Dan Fouts	86-84-1	(503)
Postseason	3-4	(.428)
Jesse Freitas	2-5	(.285)
John Friesz	6-17	(.261)
Bob Gagliano	0-1	(.000)
Gale Gilbert	0-2	(.000)

John Hadl	59-57-9	(508)
Postseason	0-1	(.000)
Jim Harbaugh	6-11	(.353)
James Harris	5-6	(.454)
Mark Hermann	1-6	(.143)
Stan Humphries	47-29	(.618)
Postseason	3-3	(.500)
Mike Kelley	1-0	(1.000)
Jack Kemp	22-6	(.786)
Postseason	0-2	(.000)
Erik Kramer	2-2	(.500)
Babe Laufenberg	2-4	(.333)
Ryan Leaf	4-14	(.222)
Clint Longley	1-0	(1.000)
Ed Luther	2-7	(.222)

Mark Malone	2-6	(.250)
Jim McMahon	4-7	(.363)
Moses Moreno	0-2	(.000)
Rick Neuheisel	2-0	(1.000)
Cliff Olander	1-0	(1.000)
Philip Rivers	92-68	(.575)
Postseason	4-5	(.444)
Tobin Rote	13-5-1	(.710)
Postseason	1-1	(.500)
Sean Salisbury	1-2	(.333)
Billy Joe Tolliver	8-11	(.421)
Johnny Unitas	1-3	(.250)
Mark Vlasic	2-1	(.666)
Craig Whelihan	2-12	(.143)
Dick Wood	2-0	(1.000)

STARTING QUARTERBACKS BY YEAR

2015	Gale Gilbert 0-1 (regular season)	1980	Dan Fouts 11-5 (regular season)
Philip Rivers 4-12 (regular season)	Humphries started Weeks 1-6 & 8-16	 1-1 (postseason)
2014	Gilbert started Week 7		
Philip Rivers 9-7 (regular season)	1994		1979
2013	Stan Humphries 11-4 (regular season)		Dan Fouts 12-4 (regular season)
Philip Rivers 9-7 (regular season) 2-1 (postseason)	 0-1 (postseason)
..... 1-1 (postseason)	Gale Gilbert 0-1 (regular season)		
2012	Humphries started Weeks 1-8 & 10-16		1978
Philip Rivers 7-9 (regular season)	Gilbert started Week 9		Dan Fouts 9-5 (regular season)
2011	1993		James Harris 0-2 (regular season)
Philip Rivers 8-8 (regular season)	Stan Humphries 6-4 (regular season)		Fouts started Weeks 1-3, 5-10 & 12-16
2010	John Friesz 2-4 (regular season)		Harris started Weeks 4 & 11
Philip Rivers 9-7 (regular season)	Humphries started Weeks 1-4 & 11-16		
2009	Friesz started Weeks 5-10		1977
Philip Rivers 13-3 (regular season)	1992		James Harris 4-5 (regular season)
..... 0-1 (postseason)	Stan Humphries 11-4 (regular season)		Dan Fouts 2-2 (regular season)
2008 1-1 (postseason)		Cliff Olander 1-0 (regular season)
Philip Rivers 8-8 (regular season)	Bob Gagliano 0-1 (regular season)		Harris started Weeks 1-9
..... 1-1 (postseason)	Humphries started Weeks 2-16		Fouts started Weeks 11-14
2007	Gagliano started Week 1		Olander started Week 10
Philip Rivers 11-5 (regular season)	1991		1976
..... 2-1 (postseason)	John Friesz 4-12 (regular season)		Dan Fouts 5-8 (regular season)
2006	1990		Clint Longley 1-0 (regular season)
Philip Rivers 14-2 (regular season)	Billy Joe Tolliver 6-8 (regular season)		Fouts started Weeks 1-12 & 14
..... 0-1 (postseason)	Mark Vlasic 0-1 (regular season)		Longley started Week 13
2005	John Friesz 0-1 (regular season)		1975
Drew Brees 9-7 (regular season)	Tolliver started Weeks 2-15		Dan Fouts 2-7 (regular season)
2004	Vlasic started Week 1		Jesse Freitas 0-4 (regular season)
Drew Brees 11-4 (regular season)	Friesz started Week 16		Virgil Carter 0-1 (regular season)
..... 0-1 (postseason)	1989		Fouts started Weeks 7-5, 7-9 & 12-13
Doug Flutie 1-0 (regular season)	Jim McMahon 4-7 (regular season)		Freitas started Weeks 6, 10-11 & 14
Brees started Weeks 1-15	Billy Joe Tolliver 2-3 (regular season)		Carter started Week 1
Flutie started Week 16	McMahon started Weeks 1-7 & 9-12		1974
2003	Tolliver started Weeks 8 & 13-16		Dan Fouts 2-7 (regular season)
Drew Brees 2-9 (regular season)	1988		Jesse Freitas 2-1 (regular season)
Doug Flutie 2-3 (regular season)	Babe Laufenberg 2-4 (regular season)		Fouts started Weeks 1-11
Brees started Weeks 1-8 & 14-16	Mark Malone 2-6 (regular season)		Freitas started Weeks 12-14
Flutie started Weeks 9-13	Mark Vlasic 2-0 (regular season)		1973
2002	Laufenberg started Weeks 1-6		Johnny Unitas 1-3 (regular season)
Drew Brees 8-8 (regular season)	Malone started Weeks 7-10 & 13-16		Dan Fouts 0-5-1 (regular season)
2001	Vlasic started Weeks 11-12		Wayne Clark 1-3 (regular season)
Doug Flutie 5-11 (regular season)	1987		Unitas started Weeks 1-4
2000	Dan Fouts 5-5 (regular season)		Fouts started Weeks 5-8 & 13-14
Ryan Leaf 1-8 (regular season)	Rick Neuheisel 2-0 (regular season)		Clark started Weeks 9-12
Jim Harbaugh 0-5 (regular season)	Mike Kelley 1-0 (regular season)		1972
Moses Moreno 0-2 (regular season)	Mark Hermann 0-2 (regular season)		John Hadl 4-9-1 (regular season)
Leaf started Weeks 1-2, 4 & 11-16	Fouts started Weeks 1-2, 6-9 & 11-14		1971
Harbaugh started Weeks 5-9	Neuheisel started Weeks 3, 5		John Hadl 6-8 (regular season)
Moreno started Weeks 3 & 10	Kelley started Week 4		1970
1999	Hermann started Weeks 10 & 15		John Hadl 4-5-3 (regular season)
Jim Harbaugh 6-6 (regular season)	1986		Marty Domres 1-1 (regular season)
Erik Kramer 2-2 (regular season)	Dan Fouts 3-9 (regular season)		Hadl started Weeks 1-4, 6-11 & 13-14
Harbaugh started Weeks 1-3 & 8-16	Mark Hermann 0-1 (regular season)		Domres started Weeks 5 & 12
Kramer started Weeks 4-7	Tom Flick 1-2 (regular season)		1969
1998	Fouts started Weeks 1-7, 11 & 13-16		John Hadl 5-5 (regular season)
Ryan Leaf 3-6 (regular season)	Hermann started Week 8		Marty Domres 3-1 (regular season)
Craig Whelihan 2-5 (regular season)	Flick started Weeks 9-10 & 12		Hadl started Weeks 1-8, 10 & 14
Leaf started Weeks 1-9	1985		Domres started Weeks 9 & 11-13
Whelihan started Weeks 10-16	Dan Fouts 7-5 (regular season)		1968
1997	Mark Hermann 1-3 (regular season)		John Hadl 9-5 (regular season)
Stan Humphries 3-5 (regular season)	Fouts started Weeks 1-4 & 8-15		1967
Jim Everett 1-0 (regular season)	Hermann started Weeks 5-7 & 16		John Hadl 8-5-1 (regular season)
Craig Whelihan 0-7 (regular season)	1984		1966
Humphries started Weeks 1 & 3-9	Dan Fouts 6-7 (regular season)		John Hadl 7-6-1 (regular season)
Everett started Week 2	Ed Luther 1-2 (regular season)		1965
Whelihan started Weeks 10-16	Fouts started Weeks 1-13		John Hadl 9-2-3 (regular season)
1996	Luther started Weeks 14-16	 0-1 (postseason)
Stan Humphries 7-6 (regular season)	1983		1964
Sean Salisbury 1-2 (regular season)	Dan Fouts 5-5 (regular season)		Tobin Rote 2-2-1 (regular season)
Humphries started Weeks 1-7, 10-13 & 15-16	Ed Luther 1-5 (regular season)	 0-1 (postseason)
Salisbury started Weeks 8-9 & 14	Fouts started Weeks 1-7 & 13-15		John Hadl 6-3 (regular season)
1995	Luther started Weeks 8-12 & 16		Rote started Weeks 1-5
Stan Humphries 9-6 (regular season)	1982		Hadl started Weeks 6-14
..... 0-1 (postseason)	Dan Fouts 6-3 (regular season)		1963
 1-1 (postseason)		Tobin Rote 11-3 (regular season)
	1981	 1-0 (postseason)
	Dan Fouts 10-6 (regular season)		
 1-1 (postseason)		

	1962	
John Hadl	1-9	(regular season)
Jack Kemp	1-1	(regular season)
Dick Wood	2-0	(regular season)
Hadl started Weeks 3 & 6-14		
Kemp started Weeks 1-2		
Wood started Weeks 4-5		

	1961	
Jack Kemp	12-2	(regular season)
	0-1	(postseason)

	1960	
Jack Kemp	9-3	(regular season)
	0-1	(postseason)
Bobby Clatterbuck	1-1	(regular season)
Kemp started Weeks 1-3 & 6-14		
Clatterbuck started Weeks 4-5		

PRESEASON RESULTS

Preseason Record - 131-114-4 (.534)

2015 (2-2)

vs. Dallas	W	17-7
at Arizona	W	22-19
Seattle	L	15-16
at San Francisco	L	12-14

2014 (2-2)

vs. Dallas	W	27-7
at Seattle	L	14-41
at San Francisco	L	7-21
Arizona	W	12-9

2013 (3-1)

vs. Seattle	L	10-31
at Chicago	L	28-33
at Arizona	W	24-7
vs. San Francisco	L	6-41

2012 (3-1)

vs. Green Bay	W	21-13
vs. Dallas	W	28-20
at Minnesota	W	12-10
at San Francisco	L	3-35

2011 (2-2)

vs. Seattle	L	17-24
at Dallas	W	20-7
at Arizona	W	34-31
vs. San Francisco	L	17-20

2010 (1-3)

vs. Chicago	W	25-10
vs. Dallas	L	14-16
at New Orleans	L	21-36
at San Francisco	L	14-17

2009 (2-2)

vs. Seattle	L	14-20
at Arizona	W	17-6
at Atlanta	L	24-27
vs. San Francisco	W	26-7

2008 (3-1)

vs. Dallas	W	31-17
at St. Louis	L	6-7
vs. Seattle	W	18-17
at San Francisco	W	20-17

2007 (3-1)

vs. Seattle	L	16-24
at St. Louis	W	30-13
at Arizona	W	33-31
San Francisco	W	16-13

2006 (2-2)

vs. Green Bay	W	17-3
at Chicago	L	3-24
vs. Seattle	W	31-20
at San Francisco	L	14-23

2005 (2-2)

at Green Bay	L	7-10
vs. St. Louis	W	36-21
at Minnesota	L	16-19
vs. San Francisco	W	28-24

2004 (2-2)

vs. Indianapolis	L	17-21
at Arizona Cardinals	W	38-13
vs. Seattle	L	20-26
at San Francisco	W	31-15

2003 (2-2)

at Seattle	L	7-20
vs. Arizona Cardinals	L	10-16
at Houston	W	19-17
vs. San Francisco	W	24-3

2002 (2-2)

vs. Arizona Cardinals	L	17-24
vs. Seattle	W	24-14
at St. Louis Rams	W	31-10
at San Francisco	L	3-27

2001 (3-1)

vs. San Francisco	W	25-24
at Miami	W	23-20 (OT)
vs. St. Louis Rams	W	13-10 (OT)
at Arizona Cardinals	L	3-16

2000 (4-0)

at San Francisco	W	23-20
vs. Minnesota	W	31-7
at Atlanta	W	28-14
vs. Arizona Cardinals	W	24-20

1999 (0-5)

vs. Denver (Sydney, Aus.)	L	17-20
at San Francisco	L	24-31
vs. Miami	L	10-13
at St. Louis Rams	L	21-24
vs. Kansas City	L	27-34

1998 (3-1)

vs. San Francisco	W	27-21
vs. St. Louis Rams	W	41-27
at Indianapolis Colts	W	33-3
at Minnesota	L	28-42

1997 (3-1)

vs. San Francisco	W	20-13
vs. Indianapolis Colts	W	23-17
at Tennessee Titans	W	21-7
at Minnesota	L	22-28

1996 (2-3)

vs. Pittsburgh (Tokyo, Japan)	W	20-10
at Minnesota	L	20-23 (OT)
at San Francisco	L	13-16 (OT)
vs. Arizona Cardinals	W	32-10
at St. Louis Rams	L	34-37

1995 (1-2)

vs. Minnesota	L	19-23
vs. San Francisco	L	6-17
at Houston Oilers	Cancelled	
vs. St. Louis Rams	W	17-9

1994 (1-4)

vs. Atlanta in Canton, Ohio	L	17-21
vs. Houston Oilers (San Antonio)	L	3-31
vs. N.Y. Giants (Berlin, Germany)	L	20-28
vs. San Francisco	L	24-30
vs. L.A. Rams	W	24-6

1993 (3-1)

vs. New England Patriots	W	13-7
at L.A. Rams	W	23-17
vs. Phoenix Cardinals	W	10-3
at San Francisco	L	14-30

1992 (2-2)

at Phoenix Cardinals	L	14-35
at New England Patriots	W	20-10
vs. San Francisco	L	14-20
vs. L.A. Rams	W	30-19

1991 (1-3)

vs. Houston Oilers	W	31-29
at L.A. Rams	L	3-24
at San Francisco	L	13-24
vs. L.A. Raiders	L	7-17

1990 (3-1)

vs. Dallas Cowboys	W	28-16
at L.A. Rams	W	30-27
vs. San Francisco	W	29-28
at L.A. Raiders	L	7-34

1989 (2-2)

vs. Dallas Cowboys	L	3-20
at Chicago	W	24-7
at San Francisco	L	14-17
vs. Phoenix Cardinals	W	21-20

1988 (1-3)

vs. Dallas Cowboys	W	24-21
at L.A. Rams	L	6-27
vs. San Francisco	L	27-34
vs. L.A. Rams	L	24-31

1987 (2-2)

vs. Dallas Cowboys	W	29-0
vs. L.A. Rams	L	21-23
at San Francisco	L	3-17
vs. N.Y. Jets	W	30-6

1986 (3-1)

vs. Dallas Cowboys	W	20-0
vs. Philadelphia	W	45-38
at L.A. Rams	L	17-20
vs. St. Louis Cardinals	W	24-17

1985 (2-2)

vs. Cleveland Browns	W	12-7
vs. Dallas Cowboys	L	24-27
at San Francisco	L	10-25
vs. New Orleans	W	21-20

1984 (2-2)

vs. L.A. Rams	W	17-10
vs. Dallas Cowboys	L	13-24
vs. San Francisco	W	35-15
at L.A. Rams	L	14-47

1983 (2-2)

at L.A. Rams	L	20-34
vs. Philadelphia	L	20-21
vs. San Francisco	W	24-7
vs. L.A. Rams	W	27-17

1982 (2-2)

vs. Chicago	W	28-27
vs. Dallas Cowboys	L	16-26
vs. San Francisco	W	23-9
at L.A. Rams	L	14-20

1981 (2-2)

vs. St. Louis Cardinals	L	10-12
at San Francisco	L	31-28
vs. L.A. Rams	W	33-29
vs. Buffalo	L	24-30

1980 (1-3-1)

vs. Green Bay (Canton, Ohio)	T	0-0*
at Minnesota	L	17-27
vs. San Francisco	L	14-17
vs. Atlanta	W	17-9
at L.A. Rams	L	17-34

* Game stopped due to severe weather conditions with 9:17 left to play.

1979 (2-2)

at San Francisco	L	10-13
vs. Minnesota	W	19-0
at N.Y. Giants	W	7-3
at L.A. Rams	L	7-23

1978 (2-2)

at Seattle	L	9-17
at L.A. Rams	W	17-0
vs. N.Y. Jets	L	10-23
at N.Y. Giants	W	17-6

1977 (4-2)

at Dallas Cowboys	L	14-34
vs. San Francisco	W	32-13
vs. N.Y. Giants	W	29-17
at Oakland	L	7-35

Continued next page

Preseason Results, cont.

1977, cont.
 at L.A. Rams W26-25
 vs. Seattle W38-20

1976 (3-3)
 vs. Philadelphia W20-7
 vs. N.E. Patriots (Norman, Okla.) . W26-17
 vs. St. L. Cardinals (Tokyo, Japan) . L10-20
 vs. San Francisco (Honolulu) . L16-17
 at Seattle L16-17
 vs. N.Y. Giants W14-13

1975 (1-4-1)
 vs. Chicago L 0-22
 vs. N.Y. Giants L 7-17
 vs. San Francisco W20-7
 at St. Louis Cardinals L 9-14
 at New England Patriots L24-31
 vs. Minnesota T14-14 (OT)

1974 (2-4)
 vs. San Francisco W20-6
 vs. N.Y. Jets W20-14
 vs. St. Louis Cardinals (Seattle) . L14-48
 vs. New England Patriots L14-23
 vs. L.A. Rams L16-30
 at Minnesota L 0-42

1973 (1-5)
 vs. N.Y. Giants L 3-28
 vs. St. Louis Cardinals L13-17
 at San Francisco L 7-19
 vs. Philadelphia W24-17
 at L.A. Rams L17-30
 vs. Minnesota L16-24

1972 (4-1-1)
 vs. Atlanta W30-7
 at Minnesota L13-24
 vs. San Francisco W17-16
 at New Orleans W16-14
 vs. L.A. Rams W14-13
 vs. N.Y. Jets T20-20

1971 (4-2)
 vs. Washington W19-10
 vs. Minnesota L 7-34
 at San Francisco L17-28
 vs. New Orleans W22-7
 at L.A. Rams W20-14
 vs. Atlanta W21-14

1970 (3-3)
 vs. Dallas Cowboys L10-20
 vs. N.Y. Giants W30-27
 vs. Chicago W14-9
 vs. L.A. Rams L14-16
 vs. St. L. Cardinals (Cleveland) . W38-27
 at New Orleans L14-20

1969 (2-2-1)
 vs. Baltimore Colts L 6-26
 vs. New Orleans W10-7
 vs. Oakland W10-7
 vs. Cleveland Browns T19-19
 vs. L.A. Rams L14-24

1968 (3-2)
 vs. San Francisco W30-18
 at Oakland L 7-31
 vs. Pittsburgh L33-36
 vs. L.A. Rams W35-13
 vs. Denver in San Antonio W 6-3

1967 (1-4)
 at Oakland L23-24
 at Miami W20-19
 vs. Detroit L17-38
 vs. L.A. Rams L 7-50
 vs. Pittsburgh L 7-16

1966 (2-2)
 vs. Miami W38-10
 vs. Oakland L 7-14
 vs. Kansas City in Anaheim L21-31
 vs. Boston Patriots W31-13

1965 (3-2)
 vs. Oakland L 3-10
 at Kansas City W31-10
 at Denver W21-6
 vs. Oakland (Portland) W46-17
 vs. Houston Oilers (Little Rock) . L10-13

1964 (4-1)
 vs. Denver W34-20
 vs. Houston Oilers (Little Rock) W44-38
 at Kansas City W26-14
 vs. N.Y. Jets in Atlanta L 6-34
 vs. Oakland W24-10

1963 (4-1)
 vs. Kansas City W26-14
 vs. Boston Patriots W50-17
 at Denver L25-31
 at Houston Oilers W21-3
 vs. Oakland W13-3

1962 (4-0)
 vs. Dallas Texans W17-0
 vs. Denver W31-24
 at Oakland W33-27
 vs. N.Y. Jets W14-9

1961 (4-0)
 vs. Houston Oilers W27-14
 vs. Houston (in Honolulu) W46-28
 vs. Oakland W35-7
 vs. Dallas Texans W31-10

1960 (4-0)
 vs. N.Y. Jets in Los Angeles W27-7
 vs. Houston Oilers (Los Angeles) . W22-13
 vs. Oakland in San Francisco W24-17
 vs. Denver in Los Angeles W36-30

Chargers Preseason Record vs.
 Arizona, Phoenix, St. Louis Cardinals12-9
 Atlanta 4-2
 Buffalo 0-1
 Chicago 4-3
 Cleveland Browns1-0-1
 Dallas Cowboys 8-7
 Detroit 0-1
 Denver 5-2
 Green Bay 2-1-1
 Houston Texans 1-0
 Indianapolis, Baltimore Colts 2-2
 Kansas City Chiefs, Dallas Texans 5-2
 St. Louis, Los Angeles Rams18-18
 Oakland Raiders 7-7
 Miami 3-1
 Minnesota 3-10-1
 New England, Boston Patriots 5-2
 New Orleans 4-2
 New York Giants 5-3
 New York Jets 4-2-1
 Philadelphia 3-1
 Pittsburgh 1-2
 San Francisco 20-23
 Seattle 4-9
 Tennessee Titans, Houston Oilers 7-2
 Washington 1-0

CHARGERS POSTSEASON RESULTS

11-17 overall (.393)

Date	Opponent	W-L	Score	Date	Opponent	W-L	Score
Jan. 1, 1961+	at Houston	L	16-24	Jan. 8, 1995**	Miami	W	22-21
Dec. 24, 1961+	Houston	L	3-10	Jan. 15, 1995***	at Pittsburgh	W	17-13
Jan. 5, 1964+	Boston	W	51-10	Jan. 29, 1995**	San Francisco	L	26-49
Dec. 27, 1964+	at Buffalo	L	7-20	Dec. 31, 1995*	Indianapolis	L	20-35
Dec. 26, 1965+	Buffalo	L	0-23	Jan. 8, 2005*	New York Jets	L	17-20, OT
Dec. 29, 1979*	Houston	L	14-17	Jan. 14, 2007**	New England	L	21-24
Jan. 3, 1981**	Buffalo	W	20-14	Jan. 6, 2008**	Tennessee	W	17-6
Jan. 11, 1981***	Oakland	L	27-34	Jan. 13, 2008**	at Indianapolis	W	28-24
Jan. 2, 1982**	at Miami	W	41-38, OT	Jan. 20, 2008***	at New England	L	12-21
Jan. 10, 1982***	at Cincinnati	L	7-27	Jan. 3, 2009*	Indianapolis	W	23-17, OT
Jan. 9, 1983*	at Pittsburgh	W	31-28	Jan. 11, 2009**	at Pittsburgh	L	24-35
Jan. 16, 1983**	at Miami	L	13-34	Jan. 18, 2010**	New York Jets	L	14-17
Jan. 2, 1993*	Kansas City	W	17-0	Jan. 5, 2014**	at Cincinnati	W	27-10
Jan. 10, 1993**	at Miami	L	0-31	Jan. 12, 2014**	at Denver	L	17-24

+ AFL Championship Game * AFC Wild Card Playoffs ** AFC Divisional Playoffs
 ***AFC Championship Game **Super Bowl

POSTSEASON HISTORY

2013 AFC Divisional Playoffs

Denver Broncos 24, San Diego Chargers 17

Sunday, Jan. 12, 2014 - Sports Authority Field (Denver, CO)



The Chargers' storybook season came to an end on Jan. 12 in the AFC Divisional Playoffs at Denver's Sports Authority Field as the Broncos defeated the Bolts, 24-17, to eliminate San Diego from the AFC Playoffs. Weather was a factor early in the game as winds at kickoff were blowing across the field at 17 mph with gusts up to 27 mph. Despite the unfavorable conditions, the Chargers didn't go down without a fight, rallying from a 17-point deficit to get within seven points late in the fourth quarter. Down 24-7 with 8:12 left in the fourth quarter, the Chargers scored a touchdown, recovered an onside kick and kicked a field goal to get within seven points at 24-17. That would be as close as the Chargers would get, however, as Denver took possession with 3:53 remaining in the game and converted two first downs, including a 3rd-and-17, to run out the clock and advance to the AFC Championship Game.

Score by Quarters	Q1	Q2	Q3	Q4	Total
San Diego Chargers	0	0	0	17	17
Denver Broncos	7	7	3	7	24

Tm	Qtr	Time	Play Description (PAT & Drive)	SD	DEN
DEN	1	2:25	Thomas 2 yd pass from Manning (Prater kick) [14-86, 7:01]	0	7
DEN	2	6:00	Walker 3 yd pass from Manning (Prater kick) [9-57, 5:13]	0	14
DEN	3	9:35	Prater 45 yd Field Goal [12-37, 5:25]	0	17
SD	4	12:59	Allen 16 yd pass from Rivers (Novak kick) [6-63, 3:08]	7	17
SD	4	8:12	Moreno 3 yd run (Prater kick) [9-81, 4:47]	7	24
SD	4	5:43	Allen 16 yd pass from Rivers (Novak kick) [7-80, 2:29]	14	24
SD	4	3:53	Novak 30 yd Field Goal [8-48, 1:50]	17	24
Attendance - 76,969					

Team Statistics	SD	DEN	SD	DEN
TOTAL FIRST DOWNS	13	26	0	0
Rushing	1	13	FGs - PATs Blocked	0-0
Passing	10	11	Net Punting Avg.	30.3
Penalty	2	2	TOTAL RETURN YARDS	0
3RD DOWN EFF	4-12-33%	9-13-69%	Punt Returns	0-0
4TH DOWN EFF	1-1-100%	0-0-0%	Kickoff Returns	0-0
TOTAL NET YARDS	259	363	Interception Returns	1-0
Total Plays	49	70	PENALTIES No. and Yds.	6-50
Average / play	5.3	5.2	FUMBLES No. and Lost	0-0
NET YARDS RUSHING	65	133	TOUCHDOWNS	2
Total Plays	18	34	Rushing	0
Average / play	3.6	3.9	Passing	2
TFLS - Yards Lost	0-0	2-3	EXTRA POINTS	2-2
NET YARDS PASSING	194	230	Kicking	2-2
Sacked - Yards Lost	4-23	0-0	FIELD GOALS	1-2
Gross yards	217	230	RED ZONE EFF	2-3
ATT-COMP-INT	27-18-0	36-25-1	GOAL TO GO EFF	0-0-0%
Avg / Play	6.3	6.4	SAFETIES	0
KICKOFFS-In EZ-TB	4-2-0	5-5-5	FINAL SCORE	17
PUNTS No. and Avg.	4-51.8	0-0-0	TIME OF POSS	24:33

SAN DIEGO

Rushing	No	Yds	Avg	Lg	TD
Woodhead	9	29	3.2	8	0
Mathews	5	26	5.2	16	0
Rivers	3	10	3.3	6	0
Brown	1	0	0.0	0	0

Passing	A	C	Yds	S-L	TD	Lg	Int	Rt
Rivers	27	18	217	23-23	2	49	0	115.8

Receiving	No	Yds	Avg	Lg	TD
Allen	6	142	23.7	49	2
Brown	4	18	4.5	5	0
Woodhead	3	10	3.3	7	0
Gates	2	10	5.0	5	0
Green	2	7	3.5	5	0
Royal	1	30	30.0	30	0
Brown	0	0	0.0	0	0

INT	No	Yds	Avg	Lg	TD
Butler	1	0	0.0	0	0

Punting	No	Yds	Avg	Net	TB	I20	Lg
Scifres	4	207	51.8	30.3	1	1	62

Punt Ret	No	Yds	Avg	FC	Lg	TD
None						

KO Ret	No	Yds	Avg	Lg	TD
None					

DENVER

Rushing	No	Yds	Avg	Lg	TD
Moreno	23	82	3.6	14	1
Ball	10	52	5.2	9	0
Manning	1	-1	-1.0	-1	0

Passing	A	C	Yds	S-L	TD	Lg	Int	Rt
Manning	36	25	230	0-0	2	21	1	93.5

Receiving	No	Yds	Avg	Lg	TD
Thomas	8	54	6.8	9	1
Thomas	6	76	12.7	21	0
Welker	6	38	6.3	8	1
Decker	2	32	16.0	19	0
Caldwell	1	15	15.0	15	0
Moreno	1	12	12.0	12	0
Green	1	3	3.0	3	0

INT	No	Yds	Avg	Lg	TD
None					

Punting	No	Yds	Avg	Net	TB	I20	Lg
None							

Punt Ret	No	Yds	Avg	FC	Lg	TD
Decker	3	66	22.0	0	47	0

KO Ret	No	Yds	Avg	Lg	TD
Holliday	3	77	25.7	37	0

2013 AFC Wild Card Playoffs

San Diego Chargers 27, Cincinnati Bengals 10

Sunday, Jan. 5, 2014 - Paul Brown Stadium (Cincinnati, OH)



The Chargers defeated the Cincinnati Bengals, 27-10, in the AFC Wild Card Playoffs at Paul Brown Stadium for their first postseason victory since Jan. 2009. It was the Chargers' first-ever playoff win over the Bengals. In earning the victory, the Chargers outperformed the Bengals in two key areas. The Bolts racked up a season-high four takeaways with two interceptions and two fumble recoveries, and they rushed for a season-high 196 yards. Cincinnati led at the half, 10-7, but the Chargers completely dominated the game on defense in the second half, pitching a shutout as the Bolts outscored the Bengals 20-0. Cincinnati's first six drives of the second half ended with a punt after a third-down sack, a fumble, two interceptions and two drives that ended on downs. A seventh ended with the clock racing 0:00. And in addition to the four takeaways, the Chargers' defense recorded three sacks, five tackles for loss and eight passes defensed.

Score by Quarters	Q1	Q2	Q3	Q4	Total
San Diego Chargers	7	0	10	10	27
Cincinnati Bengals	0	10	0	0	10

Tm	Qtr	Time	Play Description (PAT & Drive)	SD	CIN
SD	1	0:48	Woodhead 5 yd run (Novak kick) [12-86, 6:56]	7	0
CIN	2	5:59	Gresham 4 yd pass from Dalton (Nugent kick) [10-60, 6:07]	7	7
CIN	2	0:00	Nugent 46 yd Field Goal [6-40, 1:14]	7	10
SD	3	6:46	Green 4 yd pass from Rivers (Novak kick) [10-80, 5:40]	14	10
SD	3	2:00	Novak 25 yd Field Goal [9-40, 3:41]	17	10
SD	4	14:16	Novak 23 yd Field Goal [5-22, 1:55]	20	10
SD	4	2:17	Brown 58 yd run (Novak kick) [2-60, 0:50]	27	10
Attendance - 62,277					

Team Statistics	SD	CIN	SD	CIN
TOTAL FIRST DOWNS	16	27	Blocked	0
Rushing	6	6	FGs - PATs Blocked	0-0
Passing	9	20	Net Punting Avg.	42.2
Penalty	1	1	TOTAL RETURN YARDS	56
3RD DOWN EFF	4-12-33%	3-12-25%	Punt Returns	0-0
4TH DOWN EFF	0-0-0%	1-1-33%	Kickoff Returns	1-23
TOTAL NET YARDS	318	439	Interception Returns	2-33
Total Plays	57	79	PENALTIES No. and Yds.	5-28
Average / play	5.6	5.6	FUMBLES No. and Lost	0-0
NET YARDS RUSHING	196	113	TOUCHDOWNS	3
Total Plays	40	25	Rushing	2
Average / play	4.9	4.5	Passing	1
TFLS - Yards Lost	2-7	2-4	EXTRA POINTS	3-3
NET YARDS PASSING	122	326	Kicking	3-3
Sacked - Yards Lost	1-6	3-8	FIELD GOALS	2-2
Gross yards	128	334	RED ZONE EFF	2-4
ATT-COMP-INT	16-12-0	51-29-2	GOAL TO GO EFF	2-3
Avg / Play	7.2	6.0	SAFETIES	0
KICKOFFS-In EZ-TB	6-1-0	2-1-1	FINAL SCORE	27
PUNTS No. and Avg.	6-43.2	3-39.3	TIME OF POSS	29:28

SAN DIEGO

Rushing	No	Yds	Avg	Lg	TD
Brown	8	77	9.6	58	1
Woodhead	15	54	3.6	9	0
Mathews	13	52	4.0	8	0
Royal	1	9	9.0	9	0
Rivers	2	4	2.0	2	0
McClain	1	0	0.0	0	0

Passing	A	C	Yds	S-L	TD	Lg	Int	Rt
Rivers	16	12	128	1-6	1	33	0	118.8

Receiving	No	Yds	Avg	Lg	TD
Green	3	34	11.3	22	1
Allen	2	21	10.5	12	0
Woodhead	2	14	7.0	11	0
Mathews	2	12	6.0	9	0
Royal	1	33	33.0	33	0
Brown	1	9	9.0	9	0
Gates	1	5	5.0	5	0

INT	No	Yds	Avg	Lg	TD
Wright	1	30	30.0	30	0
Ingram	1	3	3.0	3	0

Punting	No	Yds	Avg	Net	TB	I20	Lg
Scifres	6	259	43.2	24.2	0	2	51

Punt Ret	No	Yds	Avg	FC	Lg	TD
Allen	0	0	0.0	2	0	0

KO Ret	No	Yds	Avg	Lg	TD
Woodhead	1	23	23.0	23	0

2009 AFC Divisional Playoffs
New York Jets 17, San Diego Chargers 14
Sunday, Jan. 17, 2010 - Qualcomm Stadium (San Diego, CA)



The No. 5 seed New York Jets upset No. 2 seed Chargers. San Diego's defense opened game with four straight three-and-outs, not allowing Jets first down until 8:11 remained in second quarter. Stephen Cooper set up Chargers' first touchdown of game, forcing three-and-out with four-yard tackle for loss on 3rd-and-4. On ensuing drive, Kris Wilson caught 13-yard touchdown pass for 7-0 lead. Antonio Gates helped set up TD with brilliant one-handed 23-yard reception to 16. Quentin Jammer had solid afternoon, breaking up third-down pass in second quarter to force punt and intercepting another in third quarter. Paul Oliver provided pressure and hit on Jets' quarterback Mark Sanchez on interception and Steve Gregory, in coverage, tipped pass by Jammer picked off. Jacob Hester got his hand on late fourth-quarter punt by Jets, contributing to just 26-yard punt. On ensuing possession, Philip Rivers scored TD on one-yard sneak with 2:20 left. Vincent Jackson, who had game-high 111 yards receiving, set up Rivers TD with 12-yard catch to one on 3rd-and-7.

Score by Quarters	Q1	Q2	Q3	Q4	Total
New York Jets	0	0	3	14	17
San Diego Chargers	0	7	0	7	14

Tm	Qtr	Time	Play Description (PAT & Drive)	NYJ	SD
SD	2	12:17	Wilson 13 yd pass from Rivers (Kaeding kick) (4-69, 1:56)	0	7
NYJ	3	10:45	Feely 46 yd Field Goal (8-32, 4:15)	3	7
NYJ	4	13:35	Keller 2 yd pass from Sanchez (Feely kick) (4-16, 1:27)	10	7
NYJ	4	7:17	Greene 53 yd run (Feely kick) (4-66, 2:10)	17	7
SD	4	2:14	Rivers 1 yd run (Kaeding kick) (7-63, 1:22)	17	14

Attendance — 69,498

Team Statistics				NYJ	SD
TOTAL FIRST DOWNS				14	18
Rushing	6	2	Blocked	0	0
Passing	6	15	FGs - PATs Blocked	0-0	0-0
Penalty	2	1	Net Punting Avg.	35.9	43.8
3RD DOWN EFF	6-16-38%	4-13-31%	TOTAL RETURN YARDS	96	99
4TH DOWN EFF	1-1-100%	0-0-0%	Punt Returns	3-34	3-3
TOTAL NET YARDS	262	344	Kickoff Returns	2-45	4-72
Total Plays	63	60	Interception Returns	2-17	1-24
Average / Play	4.2	5.7	FUMBLES No. and Lost	0-0	3-0
NET YARDS RUSHING	169	61	TOUCHDOWNS	2	2
Total Plays	39	18	Rushing	1	1
Average / Play	4.3	3.4	Passing	1	2
TFLs - Yards Lost	3-9	1-1	EXTRA POINTS	2-2	2-2
NET YARDS PASSING	93	283	Kicking	2-2	2-2
Sacked - Yards Lost	1-7	2-15	FIELD GOALS	1-1	0-3
Gross Yards	100	298	RED ZONE EFF	1-1-100%	2-3-67%
ATT-COMP-INT	23-12-1	40-27-2	GOAL TO GO EFF	1-1-100%	1-1-100%
Avg / Play	3.9	6.7	SAFETIES	0	0
KICKOFFS-In EZ-TB	4-1-0	3-0-0	FINAL SCORE	17	14
PUNTS No. and Avg	8-38.8	6-49.5	TIME OF POSS	31:31	28:29

NEW YORK JETS

Rushing				No	Yds	Avg	Lg	TD	SAN DIEGO			
Greene	23	128	5.6	53t	1	Sproles	3	33	11.0	22	0	
Jones	14	41	2.9	8	0	Tomlinson	12	24	2.0	5	0	
Cotchery	1	1	1.0	1	0	Rivers	3	4	1.3	3	1	
Sanchez	1	-1	-1.0	-1	0							

Passing				A	C	Yds	S-L	TD	Lg	Int	Rt	SAN DIEGO			
Sanchez	23	12	100	1-7	1	21	1	60.1				Rivers 40 27 2982-15 1 37 2 76.9			

Receiving				No	Yds	Avg	Lg	TD	SAN DIEGO				
Cotchery	3	25	8.3	15	0	Gates	8	93	11.6	23	0		
Keller	3	19	6.3	13	1	Jackson	7	111	15.9	37	0		
Edwards	2	41	20.5	21	0	Sproles	3	30	10.0	19	0		
Richardson	2	12	6.0	8	0	Floyd	3	30	10.0	19	0		
Greene	1	4	4.0	4	0	Hester	1	15	15.0	15	0		
Woodhead	1	-1	-1.0	-1	0	Wilson	1	13	13.0	13t	1		
						Tolbert	1	6	6.0	6	0		

INT				No	Yds	Avg	Lg	TD	SAN DIEGO				
Leonhard	1	11	11.0	11	0	INT	No	Yds	Avg	Lg	TD		
Revis	1	6	6.0	6	0	Jammer	1	24	24.0	24	0		

Punting				No	Yds	Avg	Net	TB	I20	Lg	SAN DIEGO				
Weatherford	8	310	38.8	35.9	1	2	51	Scifres	6	297	49.5	43.8	0	3	60

Punt Ret				No	Yds	Avg	FC	Lg	TD	SAN DIEGO				
Cotchery	3	34	11.3	2	25	0	0	Punt Ret	No <td>Yds <td>Avg <td>FC <td>Lg <td>TD</td> </td></td></td></td>	Yds <td>Avg <td>FC <td>Lg <td>TD</td> </td></td></td>	Avg <td>FC <td>Lg <td>TD</td> </td></td>	FC <td>Lg <td>TD</td> </td>	Lg <td>TD</td>	TD
								Sproles	2	3	1.5	1	3	0
								Cromartie	1	0	0.0	0	0	0

KO Ret				No	Yds	Avg	Lg	TD	SAN DIEGO				
Smith	2	45	22.5	36	0	KO Ret	No	Yds	Avg	Lg	TD		
						Sproles	2	44	22.0	27	0		
						Manumaleuna	1	17	17.0	17	0		
						Cromartie	1	11	11.0	11	0		

2008 AFC Divisional Playoffs
Pittsburgh Steelers 35, San Diego Chargers 24
Sunday, Jan. 11, 2009 - Heinz Field (Pittsburgh, PA)



The Chargers' run through AFC Playoffs came to abrupt end in Pittsburgh as Steelers dealt Chargers 35-24 setback on cold and snowy day in Steel City. Chargers staked out to early lead on long touchdown catch by Vincent Jackson and led or were tied for most of first half, but game's momentum changed right before and right after halftime. Down 10-7, Pittsburgh drove 66 yards for touchdown just before halftime, giving them their first lead of night at 14-10. Steelers got ball first coming out of locker room and drove 77 yards for another score that extended lead to 21-10. Darren Sproles' 63-yard kickoff return gave ball to Chargers at Pittsburgh's 23-yard line, but Philip Rivers' first-down pass was tipped and intercepted by Steelers. Though replays showed ball appeared to hit ground, play-without instant replay challenge and Pittsburgh maintained possession. Chargers' defense held and forced punt, but punt inadvertently hit unknowing Eric Weddle and Steelers recovered and took over at Chargers' 23. Again Chargers defense would hold, stopping Pittsburgh on downs at one, but with Bolts offense unable to get out of shadow of its own goal line. Steelers got ball again in San Diego territory and 49 yards later, Steelers scored to take 28-10 lead. San Diego managed pair of late touchdowns, including 62-yarder by Sproles, who finished game with 274 all-purpose yards, but Pittsburgh held Bolts at bay and held on for win.

Score by Quarters	Q1	Q2	Q3	Q4	Total
San Diego Chargers	7	3	0	14	24
Pittsburgh Steelers	7	7	7	14	35

Tm	Qtr	Time	Play Description (PAT & Drive)	SD	PIT
SD	1	12:59	Jackson 41 yd pass from Rivers (Kaeding kick) (4-75, 2:01)	7	0
PIT	1	7:41	Holmes 67 yd punt return (Reed kick)	7	7
SD	2	1:56	Kaeding 42 yd Field Goal (7-20, 3:09)	10	7
PIT	2	0:40	Parker 3 yd run (Reed kick) (7-66, 1:16)	10	14
PIT	3	7:04	Miller 8 yd pass from Roethlisberger (Reed kick) (13-77, 7:56)	10	21
PIT	4	12:52	Russell 1 yd run (Reed kick) (2-49, 0:49)	10	28
SD	4	9:09	Nanee 4 yd pass from Rivers (Kaeding kick) (10-73, 3:43)	17	28
PIT	4	4:11	Parker 16 yd run (Reed kick) (9-73, 4:58)	17	35
SD	4	1:53	Sproles 62 yd pass from Rivers (Kaeding kick) (4-79, 0:50)	24	35

Attendance — 63,899

Team Statistics				SD	PIT
TOTAL FIRST DOWNS				15	22
Rushing	1	12	Blocked	0-0	0-0
Passing	13	8	FGs - PATs Blocked	0-0	0-0
Penalty	1	2	Net Punting Avg.	35.0	38.6
3RD DOWN EFF	5-12-42%	6-14-43%	TOTAL RETURN YARDS	175	136
4TH DOWN EFF	0-0-0%	0-2-0%	Punt Returns	3-4	2-73
TOTAL NET YARDS	290	342	Kickoff Returns	6-171	4-63
Total Plays	50	70	Interception Returns	0	1-0
Average / Play	5.8	4.9	PENALTIES No. and Yds	8-104	7-44
NET YARDS RUSHING	15	165	FUMBLES No. and Lost	1-1	0-0
Total Plays	11	42	TOUCHDOWNS	3	5
Average / Play	1.4	3.9	Rushing	0	3
TFLs - Yards Lost	2-6	3-6	Passing	3	1
NET YARDS PASSING	275	177	Punt Returns	0	1
Sacked - Yards Lost	4-33	1-4	EXTRA POINTS	3-3	5-5
Gross Yards	308	181	Kicking	3-3	5-5
ATT-COMP-INT	35-21-1	27-17-0	FIELD GOALS	1-1	0-0
Avg / Play	7.1	6.3	RED ZONE EFF	1-1-100%	4-5-80%
KICKOFFS-In EZ-TB	5-0-0	6-1-0	GOAL TO GO EFF	1-1-100%	2-3-67%
PUNTS No. and Avg	6-47.2	5-43.4	FINAL SCORE	24	35

SAN DIEGO

Rushing				No	Yds	Avg	Lg	TD	PITTSBURGH				
Sproles	11	15	1.4	8	0	Parker	27	146	5.4	27	2		
						Holmes	3	13	4.3	5	0		
						Russell	4	5	1.3	3	1		
						Davis	1	0	0.0	0	0		

Passing				A	C	Yds	S-L	TD	Lg	Int	Rt	PITTSBURGH			
Rivers	35	21	308	4-33	3	62t	1	105.4				Russell 37 12-0 18 1			

Receiving				No	Yds	Avg	Lg	TD	PITTSBURGH					
Sproles	5	91	18.2	62t	1	Clark	1	-4	-0.4	-4	0			
Gates	5	59	11.8	21	0									
Chambers	4	72	18.0	25	0	Passing	A	C	Yds	S-L	TD	Lg	Int	Rt
Jackson	2	49	24.5	41t	1	Roethlisberger	26	178	18.1	1-4	1	41	0	98.4
Hester	2	13	6.5	11	0	Leftwich	1	0	0.0	0	0	0	39.6	
Manumaleuna	1	14	14.0	14	0									

INT				No	Yds	Avg	Lg	TD	PITTSBURGH				
Bennett	1	6	6.0	6	0	Receiving <th>No</th> <th>Yds</th> <th>Avg</th> <th>Lg</th> <th>TD</th> <td colspan="2"></td>	No	Yds	Avg	Lg	TD		
Naanee	1	4	4.0	4t	1	Ward	4	70	17.5	43	0		
						Miller	3	37	12.3	18	1		
						Washington	3	30	10.0	18	0		
						Davis	3	7	2.3	6	0		
						Holmes	2	25	12.5	15	0		
						Moore	2	12	6.0	9	0		

Punting				No	Yds	Avg	Net	TB	I20	Lg	TD	PITTSBURGH			
Scifres	6	283	47.2	35.0	0	1	53	INT	No	Yds	Avg	Lg	TD		
						Footo	1	0	0.0	0	0				

Punt Ret				No	Yds	Avg	FC	Lg	TD	PITTSBURGH					
Sproles	2	4	2.0	2	0	0	0	Punting <th>No</th> <th>Yds</th> <th>Avg</th> <th>Net</th> <th>TB</th> <th>I20</th> <th>Lg</th>	No	Yds	Avg	Net	TB	I20	Lg
Weddle	1	0	0.0	0	0	0	0	Berger	4	192	48.0	42.0	1	0	51
								Roethlisberger	1	25	25.0	25.0	0	1	25

KO Ret				No	Yds	Avg	Lg	TD	PITTSBURGH				
Sproles	5	164	32.8	63	0	KO Ret <th>No</th> <th>Yds</th> <th>Avg</th> <th>Lg</th> <th>TD</th> <td colspan="2"></td>	No	Yds	Avg	Lg	TD		
Cromartie	1	7	7.0	7	0	Russell	2	33	16.5	19	0		
						Moore	1	18	18.0	18	0		
						Davis	1	12	12.0	12	0		

2008 AFC Wild Card Playoffs

San Diego Chargers 23, Indianapolis Colts 17 (OT)

Saturday, Jan. 3, 2009 - Qualcomm Stadium (San Diego, CA)



The San Diego Chargers' miracle season of 2008 stayed alive as Bolts rallied from 17-14 fourth quarter deficit behind outstanding defensive effort and legs of Darren Sproles to defeat Indianapolis Colts, 23-17, in overtime in Saturday night home playoff game at Qualcomm Stadium. After trailing 7-0 and 10-7, Chargers rallied and led 14-10 at half. In third quarter, Colts caught Chargers off-guard while substituting defenders and made them pay with 72-yard TD pass from Peyton Manning to Reggie Wayne. San Diego's defense stalled down though and did not allow Colts any more points. Key defensive stand late in fourth quarter, fueled by Tim Dobbins' sack of Manning at Colts' one-yard line, allowed offense time for one final drive in regulation. Philip Rivers drove Bolts to Colts' eight-yard line and Nate Kaeding's field goal from 26 yards out tied game with 31 seconds left. San Diego won coin toss in overtime and Rivers led offense on 11-play, 75-yard march that ended with 22-yard touchdown run by Sproles to win game in overtime. Sproles finished night with 328 all-purpose yards, third-most ever by player in NFL Playoff game. Dobbins' sack that enabled Bolts to begin comeback was first of his career.

Score by Quarters
Indianapolis Colts
San Diego Chargers

Q1	Q2	Q3	Q4	OT	Total
7	3	7	0	0	17
0	14	0	3	6	23

TM	Qtr	Time	Play Description (PAT & Drive)	IND	SD
IND	1	2:59	Addai 1 yd run (Vinatieri kick) [9-81, 5:02]	7	0
SD	2	10:15	Tomlinson 3 yd run (Kaeding kick) [4-44, 2:18]	7	7
IND	2	6:46	Vinatieri 43 yd Field Goal [8-42, 3:29]	10	7
SD	2	0:42	Sproles 9 yd run (Kaeding kick) [6-45, 2:19]	10	14
IND	3	8:10	Wayne 72 yd pass from Manning (Vinatieri kick) [5-91, 1:32]	17	14
SD	4	0:31	Kaeding 26 yd Field Goal [7-30, 1:17]	17	17
SD	5	8:40	Sproles 22 yd run [10-75, 6:20] [10-75, 6:20]	17	23

Attendance - 68,082

Team Statistics	IND	SD	IND	SD
TOTAL FIRST DOWNS	17	26	Blocked	0
Rushing	5	11	FGs - PATs Blocked	0-0
Passing	11	12	Net Punting Avg.	31.5
Penalty	1	3	TOTAL RETURN YARDS	105
3RD DOWN EFF	6-15-40%	6-14-43%	Punt Returns	2-6
4TH DOWN EFF	0-1-0%	1-1-100%	Kickoff Returns	4-6
TOTAL NET YARDS	366	357	Interception Returns	1-36
Total Plays	65	73	PENALTIES No. and Yds	9-74
Average / Play	5.6	4.9	FUMBLES No. and Lost	0-1
NET YARDS RUSHING	64	167	TOUCHDOWNS	2
Total Plays	22	33	Rushing	1
Average / Play	2.9	5.1	Passing	1
TFLS - Yards Lost	1-1	3-5	EXTRA POINTS	2-2
NET YARDS PASSING	302	190	Kicking	2-2
Sacked - Yards Lost	1-8	4-27	FIELD GOALS	1-1
Gross Yards	310	217	RED ZONE EFF	2-4
ATT-COMP-INT	42-25-0	36-21-0	GOAL TO GO EFF	1-1
Comp / Play	7.0	4.8	SAFETIES	0
KICKOFFS-IN EZ-TB	5-3-1	4-0-0	FINAL SCORE	17
PUNTS No. and Avg	6-46.8	6-52.7	TIME OF POSS	29.11

INDIANAPOLIS

SAN DIEGO

Rushing	No	Yds	Avg	Lg	TD	Rushing	No	Yds	Avg	Lg	TD
Addai	16	44	2.8	11	1	Sproles	22	105	4.8	22	2
Rhodes	4	12	3.0	5	0	Tomlinson	5	25	5.0	13	1
Clark	1	9	9.0	9	0	Bennett	4	24	6.0	14	0
Manning	1	-1	-1.0	-1	0	Rivers	2	13	6.5	12	0

Passing	A	C	Yds	S-L	TD	Lg	INT	Rushing	A	C	Yds	S-L	TD	Lg	INT	Rt
Manning	42	25	310	1-8	1	21	0	Rivers	36	20	217	4-27	0	30	1	61.9

Receiving	No	Yds	Avg	Lg	TD	Receiving	No	Yds	Avg	Lg	TD
Clark	7	33	4.7	9	0	Gates	8	87	10.9	30	0
Gonzalez	6	97	16.2	36	0	Sproles	5	45	9.0	17	0
Wayne	4	129	32.3	72t	1	Chambers	4	57	14.3	25	0
Addai	4	28	7.0	8	0	Naneane	1	15	15.0	15	0
Harrison	3	20	6.7	9	0	Bennett	1	7	7.0	7	0
Robinson	1	3	3.0	3	0	Hester	1	6	6.0	6	0

INT	No	Yds	Avg	Lg	TD	INT	No	Yds	Avg	Lg	TD
Betha	1	36	36.0	36	0	None					

Punting	No	Yds	Avg	Net	TB	I20	Lg	Punting	No	Yds	Avg	Net	TB	I20	Lg
Smith	6	281	46.8	31.5	1	0	63	Scifres	6	316	52.7	51.7	0	6	67

Punt Ret	No	Yds	Avg	FC	Lg	Punt Ret	No	Yds	Avg	FC	Lg
Ratiff	2	6	3.0	2	4	Sproles	3	72	24.0	0	28

KO Ret	No	Yds	Avg	Lg	TD	KO Ret	No	Yds	Avg	Lg	TD
Simpton	3	50	16.7	24	0	Sproles	4	106	26.5	32	0
Reid	1	13	13.0	13	0						

2007 AFC Championship Game

New England Patriots 21, San Diego Chargers 12

Sunday, Jan. 20, 2008 - Gillette Stadium (Foxborough, MA)



Despite playing with torn ACL in his right knee, Philip Rivers started and played entire game. Contest was played in sub-freezing weather with kickoff temperature of 23 degrees and wind-chill factor of nine degrees. Chargers were doomed by their inability to score touchdowns inside red zone, instead settling for four Nate Kaeding field goals. NFL rushing champion LaDainian Tomlinson, who was suffering from strained MCL in his left knee, tried to go, but was unable to complete game. Chargers struck first following Tom Brady interception. Chargers were also hurt by turnovers as second-quarter interception thrown by Rivers resulted in TD and 14-6 lead for Pats. Chargers made another run at Patriots in third quarter, intercepting Brady on opening drive. It would lead to one of game's most critical plays. After turnover, Chargers drove to New England's four, but on 3rd-and-1, Michael Turner was tackled for two-yard loss by former Bol Junior Seau and Chargers had to settle for another field goal. New England made Chargers pay three series later as Wes Welker caught six-yard pass from Brady and Patriots extended their lead to 21-12. After San Diego punt, New England took ball with 9:13 to play in fourth quarter and killed entire clock, overcoming 2nd-and-18 early in drive. With win, Patriots advanced to Super Bowl XLIII to face New York Giants.

Score by Quarters
San Diego Chargers
New England Patriots

Q1	Q2	Q3	Q4	OT	Total
3	6	3	0	12	
0	14	0	7	21	

TM	Qtr	Time	Play Description (PAT & Drive)	SAN	NE
SD	1	2:55	Kaeding 26 yd Field Goal [7-32, 2:12]	3	0
NE	2	13:48	Maroney 1 yd run (Gostkowski kick) [10-65, 4:07]	3	7
SD	2	9:14	Kaeding 23 yd Field Goal [9-65, 4:34]	6	7
NE	2	3:51	Gaffney 12 yd pass from Brady (Gostkowski kick) [2-24, 0:45]	6	14
SD	2	0:08	Kaeding 40 yd Field Goal [6-43, 1:38]	9	14
SD	3	8:36	Kaeding 24 yd Field Goal [8-43, 3:56]	12	14
NE	4	12:15	Welker 6 yd pass from Brady (Gostkowski kick) [8-67, 4:17]	12	21

Attendance - 68,756

Team Statistics	SAN	NE	SD	NE
TOTAL FIRST DOWNS	17	25	Blocked	0
Rushing	4	13	FGs - PATs Blocked	0-0
Passing	12	11	Net Punting Avg.	34.0
Penalty	1	1	TOTAL RETURN YARDS	114
3RD DOWN EFF	3-12-25%	7-13-54%	Punt Returns	3-16
4TH DOWN EFF	0-0-0%	0-0-0%	Kickoff Returns	4-84
TOTAL NET YARDS	311	347	Interception Returns	3-14
Total Plays	60	66	PENALTIES No. and Yds	1-5
Average / Play	5.2	5.3	FUMBLES No. and Lost	1-0
NET YARDS RUSHING	104	149	TOUCHDOWNS	0
Total Plays	22	31	Rushing	0
Average / Play	4.7	4.8	Passing	0
TFLS - Yards Lost	1-2	1-1	EXTRA POINTS	0-0
NET YARDS PASSING	207	198	Kicking	0-0
Sacked - Yards Lost	1-4	2-11	FIELD GOALS	4-4
Gross Yards	211	209	RED ZONE EFF	0-3
ATT-COMP-INT	37-19-2	33-22-3	GOAL TO GO EFF	0-2
Comp / Play	5.4	5.4	SAFETIES	0
KICKOFFS-IN EZ-TB	5-0	4-1-0	FINAL SCORE	12
PUNTS No. and Avg	5-38.0	4-40.0	TIME OF POSS	26:40

SAN DIEGO

NEW ENGLAND

Rushing	No	Yds	Avg	Lg	TD	Rushing	No	Yds	Avg	Lg	TD
Turner	17	65	3.8	12	0	Maroney	25	122	4.9	20	1
Sproles	3	34	11.3	26	0	Moss	1	14	14.0	14	0
Tomlinson	2	5	2.5	3	0	Faulk	1	8	8.0	8	0

Passing	A	C	Yds	S-L	TD	Lg	INT	Rushing	A	C	Yds	S-L	TD	Lg	INT	Rt
Rivers	37	19	211	1-4	0	21	2	Brady	33	22	209	2-11	2	18	3	66.4

Receiving	No	Yds	Avg	Lg	TD	Receiving	No	Yds	Avg	Lg	TD
Chambers	7	90	12.9	20	0	Receiving	8	82	10.3	14	0
Jackson	6	93	15.5	21	0	Sproles	7	56	8.0	12	1
Gates	2	17	8.5	9	0	Faulk	1	13	13.0	13	0
Sproles	2	5	2.5	4	0	Welker	7	56	8.0	12	1
Turner	1	5	5.0	5	0	Stallworth	2	11	5.5	6	0
Tomlinson	1	1	1.0	1	0	Moss	1	18	18.0	18	0

INT	No	Yds	Avg	Lg	TD	INT	No	Yds	Avg	Lg	TD
Florence	1	7	7.0	7	0	Maroney	1	9	9.0	9	0
Cromartie	1	7	7.0	7	0	Watson	1	8	8.0	8	0
Jammer	1	0	0.0	0	0						

Punting	No	Yds	Avg	Net	TB	I20	Lg	INT	No	Yds	Avg	FC	Lg	TD
Scifres	5	190	38.0	34.0	1	2	49	Samuel	1	10	10.0	10	0	
								Hobbs	1	-3	-3.0	-3	0	

Punt Ret	No	Yds	Avg	FC	Lg	Punting	No	Yds	Avg	FC	Lg	
Sproles	3	16	5.3	0	12	Hanson	4	160	40.0	36.0	0	1

KO Ret	No	Yds	Avg	Lg	TD	Punt Ret	No	Yds	Avg	FC	Lg	TD
Sproles	4	84	21.0	23	0	Welker	0	0	0.0	2	0	0
						Faulk	0	0	0.0	2	0	0

KO Ret	No	Yds	Avg	Lg	TD
Maroney	2	43	21.5	22	0
Hobbs	2	39	19.5	24	0

2007 AFC Divisional Playoffs

San Diego Chargers 28, Indianapolis Colts 24

Sunday, Jan. 13, 2008 - RCA Dome (Indianapolis, IN)



The Chargers advanced to AFC Championship game in New England with 28-24 win in final-ever game at RCA Dome. Contest included multiple lead changes that were sparked by handful of reserves who were forced into action after key starters were sidelined with injuries. Down 7-0, Philip Rivers threw interception and Colts drove to Chargers' 17-yard line, but Antonio Cromartie forced fumble by Marvin Harrison to end threat. Chargers capitalized, tying game on touchdown pass from Rivers to Vincent Jackson. Late in second quarter, Cromartie snagged his second takeaway when slightly overthrown Peyton Manning pass went off Reggie Wayne's fingertips. Cromartie returned interception 89 yards for what appeared to be go-ahead score, but holding call during return brought play back to midfield and teams went to locker room with first up 10-7. Chargers scored on their opening possession of second half and took their lead at 14-10. Indianapolis then drove to Chargers' four, but rookie safety Eric Weddle intercepted pass intended for Kenton Keith. On last play of third quarter, Rivers tossed his third touchdown pass of day, short screen that Darren Sproles took 56 yards to house, but euphoria of 21-17 lead was temporarily dampened as Rivers left game with sprained right knee suffered on play. With Rivers out, LaDainian Tomlinson also battling sore knee and Colts retaking lead 24-21, backups Billy Volek and Michael Turner were called on to carry load. And they delivered with Volek giving Chargers lead one final time on one-yard quarterback sneak with 4:54 remaining. Colts had two late tries to reclaim lead, but Bolts defense buckled down with two stops on downs, including one at Chargers' seven yard line and another that started far down field thanks to 66-yard punt by Mike Scifres as Chargers held on for victory.

Score by Quarters	Q1	Q2	Q3	Q4	Total
San Diego Chargers	0	7	14	7	28
Indianapolis Colts	7	3	7	7	24

Tm	Qtr	Time	Play Description (PAT & Drive)	SD	IND
IND	1	9:13	Clark 25 yd pass from Manning (Vinatieri kick) (9-7, 5:47)	0	7
SD	2	8:38	Jackson 14 yd pass from Rivers (Weddle kick) (10-7, 7:16)	7	0
IND	2	5:10	Vinatieri 46 yd Field Goal (8-44, 3:28)	7	10
SD	3	11:33	Chambers 30 yd pass from Rivers (Kaeeding kick) (6-83, 3:27)	14	10
IND	3	2:53	Wayne 9 yd pass from Manning (Vinatieri kick) (5-30, 3:02)	14	17
SD	3	0:00	Sproles 56 yd pass from Rivers (Kaeeding kick) (5-74, 2:53)	21	17
IND	4	10:07	Gonzalez 55 yd pass from Manning (Vinatieri kick) (3-56, 0:43)	21	24
SD	4	4:50	Volek 1 yd run (Kaeeding kick) (8-78, 5:17)	28	24

Attendance - 56,950		
Team Statistics		
SD	IND	
TOTAL FIRST DOWNS	29	20
Rushing	4	4
Passing	21	14
Penalty	4	4
3RD DOWN EFF	3-11-27%	6-10-60%
4TH DOWN EFF	2-4-50%	0-0-0%
TOTAL NET YARDS	446	411
Total Plays	66	53
Average / Play	6.8	7.8
NET YARDS RUSHING	44	99
Total Plays	18	30
Average / Play	2.4	3.3
TFLS - Yards Lost	3-9	0
NET YARDS PASSING	402	312
Sacked - Yards Lost	0-0	0
Gross yards passing	402	312
ATT-COMP-INT	48-33-2	23-17-1
Avg. / Play	8.4	13.6
KICKOFFS IN EZ-TD	5-5-1	5-2-0
PUNTS No. and Avg	1-49.0	3-59.0

SAN DIEGO

Rushing	No	Yds	Avg	Lg	TD
Turner	17	71	4.2	19	0
Tomlinson	7	28	4.0	8	0
Sproles	1	1	1.0	1	0
Rivers	2	0	0.0	1	0
Volek	3	-1	0.3	1	1

Passing	A	C	Yds	S-L	TD	Lg	INT	Rt
Rivers	19	14	264	0-0	3	56	11	33.2
Volek	4	3	48	0-0	2	11	4	6.6

Receiving	No	Yds	Avg	Lg	TD
Jackson	7	93	13.3	21	1
Chambers	3	67	22.3	30	1
Gates	2	28	14.0	23	0
Sproles	1	56	56.0	56	1
Naame	1	27	27.0	27	0
Tomlinson	20	20.0	20.0	20	0
Davis	1	18	18.0	18	0
Manumaleuna	1	3	3.0	3	0

INT	No	Yds	Avg	Lg	TD
Cromartie	1	30	30.0	30	0
Weddle	1	0	0.0	0	0

Punting	No	Yds	Avg	Net	TB	120	Lg	TD
Scifres	3	177	59.0	43.7	0	0	66	0

Punt Ret	No	Yds	Avg	FC	Lg	TD
None	0	0	0.0	0	0	0

KO Ret	No	Yds	Avg	Lg	TD
Sproles	4	99	24.8	30	0
Cromartie	0	4	0.0	4	0

2007 AFC Wild Card Playoffs

San Diego Chargers 17, Tennessee Titans 6

Sunday, Jan. 6, 2008 - Qualcomm Stadium (San Diego, CA)



The Chargers won their first playoff game since 1995 on cold day with intermittent rain showers before capacity crowd at Qualcomm Stadium. Bolts overcame slow start and 6-0 deficit at half to rally and outscore Titans 17-0 in third and fourth quarters to win game, 17-6. Chris Chambers and Vincent Jackson became first pair of Chargers to each record more than 100 yards receiving in playoff game since 1983 as Chambers went for 121, while Jackson tallied career-high 114, including touchdown catch that proved to be eventual game winner. Nate Kaeding field goal to open third quarter made score 6-3 and after defensive stop, Philip Rivers tossed 25-yard TD pass to Jackson for 10-6 lead. Tennessee drove deep into San Diego territory on their next drive, but Rob Brown pushed 38-yard field goal wide to left and Chargers made them pay. Rivers engineered 12-play, 72-yard drive and LaDainian Tomlinson scored from one yard out on fourth-and-one play to put game away. Chambers 39-yard catch on third-and-10 play set up score. Late in game Tennessee was stymied in its comeback effort by three set-backs and Drayton Florence interception. Titans finished their year 10-7, while Chargers advanced to face Indianapolis in AFC Divisional Playoff round.

Score by Quarters	Q1	Q2	Q3	Q4	Total
Tennessee Titans	3	3	0	0	6
San Diego Chargers	0	0	10	7	17

Tm	Qtr	Time	Play Description (PAT & Drive)	TEN	SD
TEN	1	9:37	Bironas 30 yd Field Goal (13-61, 5:23)	3	0
TEN	2	0:00	Bironas 44 yd Field Goal (11-39, 3:06)	6	0
SD	3	9:41	Kaeeding 20 yd Field Goal (12-86, 5:19)	6	3
SD	3	2:35	Jackson 25 yd pass from Rivers (Kaeeding kick) (7-78, 3:54)	6	10
SD	4	8:45	Tomlinson 1 yd run (Kaeeding kick) (12-72, 5:18)	6	17

Attendance - 65,640	
Team Statistics	
TEN	SD
TOTAL FIRST DOWNS	15
Rushing	6
Passing	9
Penalty	0
3RD DOWN EFF	9-16-56%
4TH DOWN EFF	0-0-0%
TOTAL NET YARDS	248
Total Plays	62
Average / Play	4.0
NET YARDS RUSHING	119
Total Plays	30
Average / Play	4.0
TFLS - Yards Lost	1-3
NET YARDS PASSING	129
Sacked - Yards Lost	3-9
Gross Yards	138
ATT-COMP-INT	29-16-1
Avg. / Play	4.0
KICKOFFS IN EZ-TD	2-0-0
PUNTS No. and Avg	5-39.6

TENNESSEE

Rushing	No	Yds	Avg	Lg	TD
White	19	69	3.6	13	0
Hall	3	14	4.7	11	0
Brown	4	13	3.3	5	0
Young	2	12	6.0	9	0
Davis	1	11	11.0	11	0
Henry	1	0	0.0	0	0

Passing	A	C	Yds	S-L	TD	Lg	INT	Rt
Young	29	16	138	3-9	0	26	15.3	3

Receiving	No	Yds	Avg	Lg	TD
Troupe	3	44	14.7	26	0
Mouldis	3	18	6.0	10	0
Hartscock	3	16	5.3	6	0
Ealy	2	17	8.5	9	0
Davis	2	11	5.5	7	0
Gage	1	19	19.0	19	0
Hall	1	16	16.0	16	0
White	1	-3	-3.0	-3	0

INT	No	Yds	Avg	Lg	TD
Finnegan	1	0	0.0	0	0

Punting	No	Yds	Avg	Net	TB	120	Lg	TD
Henrich	5	198	39.6	37.2	0	0	43	0

Punt Ret	No	Yds	Avg	FC	Lg	TD
Davis	2	15	7.5	1	8	0

KO Ret	No	Yds	Avg	Lg	TD
Henry	4	71	17.8	21	0

1995 AFC Wild Card Playoffs
Indianapolis Colts 35, San Diego Chargers 20
Sunday, Dec. 31, 1995 - Jack Murphy Stadium (San Diego, CA)



The Colts came to San Diego for New Year's Eve showdown and knocked defending AFC Champions out of playoffs in Wild Card round with 35-20 win at Jack Murphy Stadium. Chargers outgained Indianapolis in total yardage, 429 to 333, but Colts chalked up 178 yards rushing, including 147 yards and two touchdowns by rookie running back Zack Crockett. Game was seesaw battle that included six lead changes, however Indianapolis scored two touchdowns in fourth quarter to seal win. Stan Humphries finished day with 292 yards passing and two touchdowns, but four interceptions proved costly in defeat.

Score by Quarters	Q1	Q2	Q3	Q4	Total
Indianapolis Colts	0	14	7	14	35
San Diego Chargers	3	7	7	3	20

Tm	Qtr	Time	Play Description (PAT & Drive)	IND	SD
IND	1	9:28	Carney 28 yd field goal (9-30, 3:25)	0	3
SD	1	14:03	Dilger 2 yd pass from Harbaugh (Blanchard kick) (8-27, 3:45)	7	3
SD	2	5:48	Pupunu 6 yd pass from Humphries (Carney kick) (18-68, 8:15)	7	10
IND	2	1:47	Crockett 33 yd run (Blanchard kick) (8-80, 4:01)	14	10
SD	3	4:20	Jefferson 11 yd pass from Harbaugh (Carney kick) (12-90, 6:50)	14	17
IND	3	:41	Dawkins 42 yd pass from Harbaugh (Blanchard kick) (7-81, 3:39)	21	17
SD	4	11:53	Carney 30 yd field goal (8-55, 3:48)	21	20
IND	4	11:28	Crockett 66 yd run (Blanchard kick) (1-66, 0:25)	28	20
IND	4	6:55	Harbaugh 3 yd run (Blanchard kick) (6-23, 3:31)	35	20

Team Statistics	IND	SD	IND	SD
TOTAL FIRST DOWNS	19	27	PUNTS No. and Avg.	5-37.4
Rushing	10	7	Blocked	0
Passing	9	20	TOTAL RETURN YARDS	243
Penalty	0	0	Punt Returns	2-52
3RD DOWN EFF	8-13-62%	10-17-59%	Kickoff Returns	5-110
TOTAL NET YARDS	333	429	Interception Returns	-81
Total Plays	58	80	PENALTIES No. and Yds	-30
Average / Play	5.7	5.4	FUMBLES No. and Lost	2-0
NET YARDS RUSHING	178	145	TOUCHDOWNS	5
Total Plays	29	32	Rushing	3
Average / Play	6.1	4.5	Passing	2
NET YARDS PASSING	155	284	Returns	0
Sacked - Yards Lost	2-20	1-8	EXTRA POINTS	5-5
Gross Yards	175	292	FIELD GOALS	0-0
ATT-COMP-INT	27-16-1	47-23-4	FINAL SCORE	35
Avg. / Play	5.3	5.9	TIME OF POSS	28:51
KICKOFFS-In EZ-TB	6-1-0	5-3-0		31:09

INDIANAPOLIS					SAN DIEGO						
Rushing	No	Yds	Avg	Lg	TD	Rushing	No	Yds	Avg	Lg	TD
Crockett	13	147	11.3	66t	2	Hayden	18	80	4.4	15	0
Faulk	1	16	16.0	16	0	Humphries	4	32	8.0	17	0
Harbaugh	5	10	2.0	7	1	Fletcher	3	23	7.7	20	0
Warren	10	5	0.5	4	0	Means	6	11	1.8	5	0
						Harmon	1	-1	-1.0	-1	0

INDIANAPOLIS											SAN DIEGO										
Receiving	No	Yds	Avg	Lg	TD	Receiving	No	Yds	Avg	Lg	TD										
Turner	5	64	12.8	21	0	Harmon	10	133	13.3	24	0										
Warren	4	45	11.3	17	0	Martin	3	39	13.0	18	0										
Dawkins	2	49	24.5	42t	1	Jefferson	3	33	11.0	12	1										
Crockett	2	10	5.0	6	0	Pupunu	3	26	8.7	13	1										
Dilger	2	9	4.5	7	1	Fletcher	2	42	21.0	26	1										
Humphrey	1	-2	-2.0	-2	0	Seay	2	19	9.5	11	0										

INDIANAPOLIS											SAN DIEGO										
Punting	No	Yds	Avg	TB	I20	Lg	Punting	No	Yds	Avg	TB	I20	Lg								
Gardecki	5	187	37.4	1	2	39	Bennett	2	109	54.5	0	0	65								

INDIANAPOLIS											SAN DIEGO										
KO Ret	No	Yds	Avg	Lg	TD	KO Ret	No	Yds	Avg	Lg	TD										
Bailey	2	44	22.0	25	0	Coleman	6	133	22.2	28	0										
Warren	2	38	19.0	22	0																
Humphrey	1	28	28.0	28	0																

Super Bowl XXIX
San Francisco 49ers 49, San Diego Chargers 26
Sunday, Jan. 29, 1995 - Joe Robbie Stadium (Miami, FL)



The Chargers were no match for high-powered San Francisco offense as 49ers scored early and often en route to handing San Diego 49-26 defeat. Steve Young passed for four first-half touchdowns as 49ers jumped out to 28-10 lead at halftime. Barrage continued in second half and Young finished night with 325 yards and six touchdown passes. Chargers' offense was forced to play catch-up most of game, and as result, quarterback Stan Humphries passed 49 times, completing 24 for 275 yards with one touchdown, but two interceptions proved costly. Natrone Means became youngest player in Super Bowl history to score touchdown when 22-year-old dived over 49ers' defense for a one-yard scoring plunge in first quarter. Chargers rookie Andre Coleman tied Super Bowl record for longest kickoff return when he went 98 yards for touchdown in third quarter. Following kickoff return, Humphries passed to Mark Sey for first two-point conversion in Super Bowl history. Later, after 30-year Humphries to Tony Martin touchdown pass late in fourth quarter, Humphries completed his second two-point conversion of game, this time to Alfred Pupunu. Linebackers Dennis Gibson and Junior Seal led Chargers with 11 tackles apiece, while Seal added sack. Raylee Johnson paced Chargers with two sacks.

Score by Quarters	Q1	Q2	Q3	Q4	Total
San Diego Chargers	7	3	8	8	26
San Francisco 49ers	14	14	14	7	49

Tm	Qtr	Time	Play Description (PAT & Drive)	SD	SF
SF	1	13:36	Rice 44 yd pass from Young (Brien kick) (3-39, 1:24)	0	7
SF	1	10:05	Watters 51 yd pass from Young (Brien kick) (4-79, 1:53)	0	14
SD	1	2:44	Means 1 yd run (Carney kick) (13-78, 7:21)	7	14
SF	2	13:02	Floyd 5 yd pass from Young (Brien kick) (10-70, 4:42)	7	21
SF	2	4:44	Watters 8 yd pass from Young (Brien kick) (9-49, 4:51)	7	28
SD	2	1:44	Carney 31 yd field goal (8-62, 3:00)	10	28
SF	3	9:35	Watters 9 yd run (Brien kick) (7-62, 3:45)	10	35
SF	3	3:18	Rice 15 yd pass from Young (Brien kick) (10-67, 4:07)	10	42
SD	3	3:01	Coleman 98 yd kickoff return (Seay pass from Humphries)	18	42
SF	4	13:49	Rice 7 yd pass from Young (Brien kick) (6-32, 1:19)	18	49
SD	4	2:25	Martin 30 yd pass from Humphries (Pupunu pass from Humphries) (8-67, 1:56)	26	49

Team Statistics	SD	SF	SD	SF
TOTAL FIRST DOWNS	20	28	PUNTS No. and Avg.	4-48.8
Rushing	5	10	Blocked	0
Passing	14	17	TOTAL RETURN YARDS	243
Penalty	1	1	Punt Returns	3-1
3RD DOWN EFF	6-16-38%	7-13-54%	Kickoff Returns	8-242
TOTAL NET YARDS	354	449	Interception Returns	0
Total Plays	76	73	PENALTIES No. and Yds	-63
Average / Play	4.7	6.2	FUMBLES No. and Lost	1-0
NET YARDS RUSHING	67	133	TOUCHDOWNS	3
Total Plays	19	32	Rushing	1
Average / Play	3.5	4.2	Passing	1
NET YARDS PASSING	287	311	Returns	1
Sacked - Yards Lost	2-18	3-15	EXTRA POINTS	3-3
Gross Yards	305	331	FIELD GOALS	1-1
ATT-COMP-INT	55-27-3	38-25-0	FINAL SCORE	26
Avg. / Play	5.0	7.7	TIME OF POSS	28:29

SAN DIEGO											SAN FRANCISCO										
Rushing	No	Yds	Avg	Lg	TD	Rushing	No	Yds	Avg	Lg	TD										
Means	13	33	2.5	11	1	Young	5	49	9.8	21	0										
Harmon	2	10	5.0	10	0	Watters	15	47	3.1	13	1										
Jefferson	1	10	10.0	10	0	Floyd	9	32	3.6	6	0										
Gilbert	1	8	8.0	8	0	Rice	1	10	10.0	10	0										
Bienemyer	1	3	3.0	3	0	Carter	2	-5	-2.5	1	0										
Humphries	1	3	3.0	3	0																

SAN DIEGO											SAN FRANCISCO										
Receiving	No	Yds	Avg	Lg	TD	Receiving	No	Yds	Avg	Lg	TD										
Harmon	8	68	8.5	20	0	Rice	10	149	14.9	44t	3										
Seay	7	75	10.7	22	0	Taylor	4	43	10.8	16	1										
Pupunu	4	48	12.0	23	0	Floyd	4	26	6.5	9	1										
Martin	3	59	19.7	30t	1	Watters	3	61	20.3	51t	2										
Jefferson	2	15	7.5	9	0	Jones	2	41	20.5	33	0										
Bienemyer	1	33	33.0	33	0	Popson	1	6	6.0	6	0										
Means	1	4	4.0	4	0	McCaffrey	1	5	5.0	5	0										
Young	1	3	3.0	3	0																

SAN DIEGO											SAN FRANCISCO										
Punting	No	Yds	Avg	TB	I20	Lg	Punting	No	Yds	Avg	TB	I20	Lg								
Wagner	4	195	48.8	0	0	55	Willsmeyer	5	199	39.8	0	2	46								

SAN DIEGO											SAN FRANCISCO										
KO Ret	No	Yds	Avg	Lg	TD	KO Ret	No	Yds	Avg	Lg	TD										
Gordon	3	1	0.3	2	1	Carter	2	12	6.0	11	0										
Coleman	8	242	30.3	98t	1	Carter	4	48	12.0	18	0										

1994 AFC Championship Game
San Diego Chargers 17, Pittsburgh Steelers 13

Sunday, Jan. 15, 1995 - Three Rivers Stadium (Pittsburgh, PA)



The Chargers advanced to Super Bowl for first time in franchise history with stunning 17-13 upset victory over heavily-favored Pittsburgh Steelers in Three Rivers Stadium. San Diego started game slowly and Pittsburgh led Bolts 10-3 at end of first half, while outgaining San Diego in total yardage, 229 to 46. Steelers opened second half with field goal to extend lead to 13-3. Later in quarter, Stan Humphries connected with Al Pupunu on 43-yard touchdown to close gap to 13-10. score remained as such until late in fourth quarter when Humphries threw another 43-yard touchdown pass, this one to Tony Martin, and Bolts claimed their first lead of game at 17-13. Pittsburgh took ensuing kickoff and drove to Chargers' nine-yard line with two minutes left in game, but San Diego's defense stood Steeler on downs, including dramatic pass defense on fourth down by linebacker Dennis Gibson that sealed victory and silenced Three Rivers crowd.

Score by Quarters	Q1	Q2	Q3	Q4	Total
San Diego Chargers	0	3	7	7	17
Pittsburgh Steelers	7	3	3	0	13

Tm	Qtr	Time	Play Description (PAT & Drive)	SD	PIT
PIT	1	7:28	Williams 16 yd pass from O'Donnell (Anderson kick) [13:47, 7:32]	0	7
SD	2	3:41	Carney 20 yd field goal [6-77, 3:11]	3	7
PIT	2	:09	Anderson 39 yd field goal [12-51, 3:32]	3	10
PIT	3	10:37	Anderson 23 yd field goal [9-50, 3:22]	3	13
SD	3	8:03	Pupunu 43 yd pass from Humphries (Carney kick) [5-64, 2:34]	10	13
SD	4	5:13	Martin 43 yd pass from Humphries (Carney kick) [8-80, 4:44]	17	13

Attendance - 61,545

Team Statistics	SD	PIT	SD	PIT
TOTAL FIRST DOWNS	13	22	PUNTS No. and Avg.	5-38.4
Rushing	4	4	Blocked	0
Passing	8	17	TOTAL RETURN YARDS	74
Penalty	1	1	Punt Returns	2-2
3RD DOWN EFF	3-11-27%	11-20-55%	Kickoff Returns	3-72
TOTAL NET YARDS	226	415	Interception Returns	0-0
Total Plays	47	80	PENALTIES No. and Yds-15	8-111
Average / Play	4.8	5.2	FUMBLES No. and Lost	0-0
NET YARDS RUSHING	66	26	TOUCHDOWNS	2
Total Plays	24	26	Rushing	0
Average / Play	2.8	2.5	Passing	2
NET YARDS PASSING	160	349	Returns	0
Sacked - Yards Lost	1-5	0-0	EXTRA POINTS	2-2
Gross Yards	165	349	FIELD GOALS	1-1
ATT-COMP-INT	22-11-1	54-32-0	FINAL SCORE	17
Avg. / Play	7.0	6.5	TIME OF POSSE	22:47

SAN DIEGO

Pittsburgh

Rushing	No	Yds	Avg	Lg	TD	Rushing	No	Yds	Avg	Lg	TD
Means	20	69	3.5	17	0	Foster	20	47	2.4	11	0
Humphries	4	-3	-0.8	0	0	Williams	3	16	5.3	11	0
						Morris	2	2	1.0	1	0
						O'Donnell	1	1	1.0	1	0

Passing	A	C	Yds	S-L	TD	Lg	INT	Rt
Humphries	22	11	165	1-5	2	43t	1	0

Receiving	No	Yds	Avg	Lg	TD	Receiving	No	Yds	Avg	Lg	TD
Pupunu	4	76	19.0	43t	1	Mills	8	106	13.3	19	0
Means	2	19	9.5	15	0	Williams	7	45	6.4	16t	1
Jefferson	2	16	8.0	11	0	Hastings	5	55	11.0	18	0
Martin	1	43	43.0	43t	1	Green	4	80	20.0	33	0
Mitchell	1	19	19.0	19	0	Thigpen	3	35	11.7	21	0
Harmon	1	-8	-8.0	-8	0	Foster	3	12	4.0	6	0
						Hayes	1	16	16.0	16	0
						Morris	1	0	0.0	0	0

INT	No	Yds	Avg	Lg	TD	INT	No	Yds	Avg	Lg	TD
None						Woodson	1	6	6.0	6	0

Punting	No	Yds	Avg	TB	I20	Lg	Punting	No	Yds	Avg	TB	I20	Lg
Wagner	5	192	38.4	0	1	45	Royals	5	222	44.4	3	1	55

Punt Ret	No	Yds	Avg	FC	Lg	TD	Punt Ret	No	Yds	Avg	FC	Lg	TD
Gordon	2	2	1.0	0	6	0	Woodson	2	10	5.0	1	10	0
							Johnson	0	0	0.0	1	0	0

KO Ret	No	Yds	Avg	Lg	TD	KO Ret	No	Yds	Avg	Lg	TD	
Coleman	2	49	24.5	32	0	Woodson	2	10	5.0	1	10	0
Harmon	1	23	23.0	23	0	Johnson	0	0	0.0	1	0	0

KO Ret	No	Yds	Avg	Lg	TD
Johnson	4	73	18.3	24	0

1994 AFC Divisional Playoffs
San Diego Chargers 22, Miami Dolphins 21

Sunday, Jan. 8, 1995 - Jack Murphy Stadium (San Diego, CA)



The Chargers advanced to AFC Championship Game with 22-21 victory over Miami Dolphins in front of San Diego-record home crowd of 63,381 fans. Win moved Chargers to AFC title round for only third time in team history and first time since 1982. Dan Marino threw three first-half touchdown passes and Dolphins led 21-6 at half. San Diego's offense came alive and dominated third quarter. Chargers took opening drive of second half and marched 15 plays to Dolphins' one-yard line before losing ball on downs. But on Miami's first play from scrimmage, Reuben Davis stopped Bernie Parmelee in end zone for safety to make score 21-8. San Diego took ensuing kick and Natrone Means finished 54-yard drive with 24-yard scoring run, breaking several tackles away and Dolphin lead was trimmed to 21-15. teams traded possessions through fourth quarter before Stan Humphries hit Mark Seay for what would prove to be game-winning touchdown. But before that could happen, Marino moved Dolphins to San Diego's 30-yard line with 35 seconds left and positioned Pete Stoyanovich for 48-yard field goal attempt, but kick sailed wide right. San Diego dominated game's time of possession, controlling ball 39:20 compared to Miami's 20:40. Another factor was San Diego's running game, which rolled up 202 of team's 466 total yards. Means rushed for personal best 139 yards and Humphries completed 20 of 26 attempts in second half.

Score by Quarters	Q1	Q2	Q3	Q4	Total
Miami Dolphins	7	14	0	0	21
San Diego Chargers	0	6	9	7	22

Tm	Qtr	Time	Play Description (PAT & Drive)	SD	MIA	SD
MIA	1	2:24	Jackson 8 yd pass from Marino (Stoyanovich kick) [9-79, 3:55]	7	0	
SD	2	10:36	Carney 20 yd field goal [15-72, 6:48]	7	3	
MIA	2	7:21	Jackson 9 yd pass from Marino (Stoyanovich kick) [6-52, 3:15]	14	3	
SD	2	2:47	Carney 21 yd field goal [9-70, 4:34]	14	6	
MIA	2	:27	Williams 16 yd pass from Marino (Stoyanovich kick) [9-70, 2:20]	21	6	
SD	3	6:54	Parmelee tackled by R. Davis for Safety	21	8	
SD	3	2:42	Means 24 yd run (Carney kick) [8-54, 4:12]	21	15	
SD	4	:35	Seay 8 yd pass from Humphries (Carney kick) [10-61, 2:41]	21	22	

Attendance - 63,381

Team Statistics	SD	MIA	SD	MIA	SD
TOTAL FIRST DOWNS	17	28	PUNTS No. and Avg.	5-45.2	2-43.5
Rushing	2	12	Blocked	0	0
Passing	12	15	TOTAL RETURN YARDS	140	102
Penalty	3	1	Punt Returns	1-14	2-14
3RD DOWN EFF	5-10-50%	9-17-53%	Kickoff Returns	5-112	5-88
TOTAL NET YARDS	282	466	Interception Returns	2-14	0-0
Total Plays	47	85	PENALTIES No. and Yds-7	4-56	5-67
Average / Play	6.0	5.5	FUMBLES No. and Lost	1-0	2-1
NET YARDS RUSHING	26	202	TOUCHDOWNS	3	2
Total Plays	8	40	Rushing	0	1
Average / Play	3.3	5.1	Passing	3	1
NET YARDS PASSING	256	264	EXTRA POINTS	3-3	2-2
Sacked - Yards Lost	1-6	2-12	FIELD GOALS	0-1	2-2
Gross Yards	262	276	FINAL SCORE	21	22
ATT-COMP-INT	38-24-0	43-28-2	TIME OF POSSE	20:40	39:20
Avg. / Play	6.6	5.9			

MIAMI

SAN DIEGO

Rushing	No	Yds	Avg	Lg	TD	Rushing	No	Yds	Avg	Lg	TD
Parmelee	7	16	2.3	13	0	Means	24	139	5.8	24t	1
Craver	1	10	10.0	10	0	Bienemy	4	33	8.3	17	0
						Culver	6	14	2.3	6	0
						Harmon	3	12	4.0	6	0

Passing	A	C	Yds	S-L	TD	Lg	INT	Rt			
Marino	38	24	262	1-6	3	31	0	109.8			
						Jefferson	1	3	3.0	3	0
						Humphries	2	1	0.5	2	0

Receiving	No	Yds	Avg	Lg	TD	Receiving	No	Yds	Avg	Lg	TD		
Jackson	8	109	13.6	31	2	Passing	A	C	Yds	S-L	TD		
Fryar	5	70	14.0	24	0	Humphries	43	28	276	2-12	1	18	2
McDuffie	5	46	9.2	13	0	Seay	6	61	10.2	15	1		
Craver	2	8	4.0	5	0	Martin	5	62	12.4	15	0		
Parmelee	2	8	4.0	5	0	Jefferson	3	44	14.7	16	0		
Williams	1	16	16.0	16t	1	Seay	3	16	5.3	6	0		
Saxon	1	5	5.0	5	0	Martin	2	23	11.5	18	0		
						Means	3	23	7.7	6	0		
						Culver	2	13	6.5	13	0		
						Pupunu	2	13	6.5	13	0		

INT	No	Yds	Avg	Lg	TD	INT	No	Yds	Avg	Lg	TD
None						None					

Punting	No	Yds	Avg	TB	I20	Lg	INT	No	Yds	Avg	Lg	TD
Kidd	5	226	45.2	2	2	59	None					


Punt Ret	No	Yds	Avg	FC	Lg	TD	Punting	No	Yds	Avg	TB	I20	Lg
McDuffie	1	14	14.0	1	14	0	Wagner	2	87	43.5	0	1	51

KO Ret	No	Yds	Avg	Lg	TD	Punt Ret	No	Yds	Avg	FC	Lg	TD
McDuffie	3	87	29.0	42	0	Coleman	1	14	14.0	0	14	0
Spikes	1	18	18.0	18	0	Gordon	1	0	0.0	1	0	0
Williams	1	7	7.0	7	0							

KO Ret	No	Yds	Avg	Lg	TD	KO Ret	No	Yds	Avg	Lg	TD
Coleman	3	57	19.0	21	0	Harmon	1	18	18.0	18	0
Harmon	1	18	18.0	18	0	Bienemy	1	13	13.0	13	0

1992 AFC Divisional Playoffs
Miami Dolphins 31, San Diego Chargers 0

Sunday, Jan. 10, 1993 - Joe Robbie Stadium (Miami, FL)



The Chargers history-making season ended with 31-0 loss to Miami Dolphins in Joe Robbie Stadium. Intermittent downpours and soggy field slowed both teams early as each squad was forced to punt on their first four series. second quarter proved disastrous for San Diego. Stan Humphries was intercepted three times with each leading to Dolphins touchdown and 21-0 halftime lead for Miami. San Diego also suffered fumbled snap on punt attempt in period. Chargers could not get on track in second half either, as Miami chalked up 10 more points and forced two more San Diego turnovers. Chargers' defense was on field most of game (37:08). Junior Seau recorded personal-best 19 tackles. Dolphins special teams punt Chargers in poor field position on several occasions, including punts, which pinned San Diego's offense back on its own five, six, four and 15-yard lines.

Score by Quarters	Q1	Q2	Q3	Q4	Total
San Diego Chargers	0	0	0	0	0
Miami Dolphins	0	21	0	10	31

Tm	Qtr	Time	Play Description (PAT & Drive)	SD	MIA
MIA	2	6:30	Page 1 yd pass from Marino (Stoyanovich kick) [9-48, 5:00]	0	7
MIA	2	1:46	Jackson 5 yd pass from Marino (Stoyanovich kick) [2-37, 0:13]	0	14
MIA	2	:27	Jackson 30 yd pass from Marino (Stoyanovich kick) [4-42, 0:27]	0	21
MIA	4	14:03	Stoyanovich 22 yd field goal [12-60, 7:00]	0	24
MIA	4	8:19	Craver 25 yd run (Stoyanovich kick) [6-53, 4:12]	0	31

Attendance - 72,625	
Team Statistics	SD MIA
TOTAL FIRST DOWNS	10 18
Rushing	3 9
Passing	7 9
Penalty	0 0
3RD DOWN EFF	3-15-20% 7-17-41%
TOTAL NET YARDS	202 324
Total Plays	62 69
Average / Play	3.3 4.7
NET YARDS RUSHING	70 157
Total Plays	16 40
Average / Play	4.4 3.9
NET YARDS PASSING	132 167
Sacked - Yards Lost	1-8 0-0
Gross Yards	140 167
ATT-COMP-INT	45-18-4 29-17-0
Avg. / Play	2.9 5.8

SAN DIEGO


Rushing	No	Yds	Avg	Lg	TD
Bleniemy	4	26	6.5	14	0
Butts	7	25	3.6	10	0
Humphries	1	10	10.0	10	0
Harmon	4	9	2.3	4	0

MIAMI

Rushing	No	Yds	Avg	Lg	TD
Craver	8	72	9.0	25	1
Humphrey	5	18	3.6	6	0
Clayton	1	0	0.0	0	0
Mitchell	1	-1	-1.0	-1	0
Saxon	2	-3	-1.5	0	0

1992 AFC Wild Card Playoffs
San Diego Chargers 17, Kansas City Chiefs 0

Saturday, Jan. 2, 1993 - Jack Murphy Stadium (San Diego, CA)



San Diego defeated Kansas City Chiefs, 17-0, in AFC Wild Card playoffs in San Diego's Jack Murphy Stadium. It marked first shutout in history of Wild Card games. It was also first shutout by Chargers over Kansas City and first time Chiefs were shut out in non-strike game since 1985. two defensive powerhouses battled to scoreless first half. Chargers gained 130 total yards to Chiefs' 122 yards in half, but were sacked four times for 47 yards in losses. San Diego scored first when Marion Butts dashed up middle career-long 54 yards for touchdown. On Chiefs first play of their next possession, tipped pass by Blaise Winter was intercepted by Leslie O'Neal to set up field goal. Up 10-0 in fourth quarter, Chargers put together 11-play, 91-yard drive and culminated series with five-yard scoring plunge by SteveHendrickson. Chargers gained 192 yards on ground, their second-most productive effort of season. Defense harassed Chiefs passing game causing two interceptions and sacking Dave Krieg seven times to the season high. But Grossman had two-and-a-half sacks and O'Neal and Shawn Lee each had two.

Score by Quarters	Q1	Q2	Q3	Q4	Total
Kansas City Chiefs	0	0	0	0	0
San Diego Chargers	0	0	10	7	17

Tm	Qtr	Time	Play Description (PAT & Drive)	KC	SD
SD	3	5:53	Butts 54 yd run (Carney kick) [4-74, 1:57]	0	7
SD	3	3:33	Carney 34 yd field goal [4-9, 2:03]	0	10
SD	4	4:57	Hendrickson 5 yd run (Carney kick) [11-91, 5:32]	0	17

Attendance - 60,681	
Team Statistics	KC SD
TOTAL FIRST DOWNS	17 18
Rushing	5 8
Passing	10 7
Penalty	2 3
3RD DOWN EFF	4-14-29% 5-13-39%
TOTAL NET YARDS	251 342
Total Plays	60 63
Average / Play	4.2 5.4
NET YARDS RUSHING	61 192
Total Plays	19 35
Average / Play	3.2 5.5
NET YARDS PASSING	190 150
Sacked - Yards Lost	5-49 1-1
Gross Yards	233 199
ATT-COMP-INT	34-16-2 23-14-0
Avg. / Play	4.6 5.4

KANSAS CITY

Rushing	No	Yds	Avg	Lg	TD
Williams	12	35	2.9	8	0
McNair	3	18	6.0	6	0
Krieg	2	4	2.0	3	0
Word	2	4	2.0	3	0

SAN DIEGO

Rushing	No	Yds	Avg	Lg	TD
Butts	15	119	7.9	54t	1
Bleniemy	13	38	2.9	6	0
Harmon	4	27	6.8	10	0
Hendrickson	1	5	5.0	5t	1
Bernstine	1	3	3.0	3	0
Humphries	1	0	0.0	0	0

1982 AFC Divisional Playoffs

Miami Dolphins 34, San Diego Chargers 13
Sunday, Jan. 16, 1983 - Orange Bowl (Miami, FL)



San Diego and Miami met for second-straight year in playoffs with Dolphins turning outcome around, winning 34-13. game matched San Diego, with league's top offense averaging 450.4 yards game, versus Miami and NFL's top defense, allowing 256.9 yards game. Miami took 24-0 lead in second quarter as San Diego did year before in first quarter. San Diego heightened score on 28-yard touchdown pass from Dan Fouts to Charlie Joiner and one-yard touchdown run by Chuck Muncie, but it wasn't enough as Dolphins marched on to victory.

Score by Quarters	Q1	Q2	Q3	Q4	Total
San Diego Chargers	0	13	0	0	13
Miami Dolphins	7	20	0	7	34

Tm	Qtr	Time	Play Description (PAT & Drive)	SD	MIA
MIA	1	6:52	Moore 3 yd pass from Woodley (Von Schamann kick) [5-26, 2:53]	0	7
MIA	2	1:28	Franklin 3 yd run (Von Schamann kick) [13-89, 5:56]	0	14
MIA	2	4:31	Lee 6 yd pass from Woodley (Von Schamann kick) [7-23, 2:53]	0	21
MIA	2	7:15	Von Schamann 24 yd field goal [7-30, 2:32]	0	24
SD	2	11:14	Joiner 28 yd pass from Fouts (kick failed) [3-28, 0:21]	6	24
SD	2	13:55	Von Schamann 23 yd field goal [7-70, 2:44]	6	27
MIA	2	14:38	Muncie 1 yd run (Benirschke kick) [5-76, 0:43]	13	27
MIA	4	:42	Woodley 7 yd run (Von Schamann kick) [8-62, 0:42]	13	34

Attendance	71,383
------------	--------

Team Statistics	SD	MIA	SD	MIA	
TOTAL FIRST DOWNS	17	29	PUNTS No. and Avg.	4-41.3	3-40.3
Rushing	5	15	Blocked	0	0
Passing	9	11	TOTAL RETURN YARDS	127	98
Penalty	3	3	Punt Returns	3-16	2-4
3RD DOWN EFF	4-11-37%	7-14-50%	Kickoff Returns	7-93	3-40
TOTAL NET YARDS	241	413	Interception Returns	1-18	5-54
Total Plays	54	80	PENALTIES No. and Yds	7-62	6-70
Average / Play	4.5	5.2	FUMBLES No. and Lost	3-2	2-1
NET YARDS RUSHING	73	214	TOUCHDOWNS	2	4
Total Plays	17	56	Rushing	1	2
Average / Play	4.3	3.8	Passing	1	2
NET YARDS PASSING	168	199	Returns	0	0
Sacked - Yards Lost	3-23	2-16	EXTRA POINTS	1-2	4-4
Gross Yards	191	215	FIELD GOALS	0-0	2-2
ATT-COMP-INT	34-15-5	23-18-1	FINAL SCORE	13	34
Avg. / Play	4.5	8.3	TIME OF POSS	19:14	40:46

SAN DIEGO

Rushing	No	Yds	Avg	Lg	TD
Muncie	12	56	4.7	16	1
Brooks	3	9	3.0	5	0
Cappelletti	1	5	5.0	5	0
Fouts	1	3	3.0	3	0

MIAMI

Rushing	No	Yds	Avg	Lg	TD
Franklin	23	96	4.2	11	1
Nathan	19	83	4.7	13	0
Bennett	7	14	2.0	12	0
Woodley	3	14	4.7	7	1
Orosz	1	11	11.0	11	0
Vigorito	1	2	2.0	2	0
Jensen	2	-6	-3.0	-3	0

Receiving	No	Yds	Avg	Lg	TD
Muncie	6	53	8.8	18	1
Chandler	2	38	19.0	22	0
Brooks	2	25	12.5	14	0
Sievers	2	21	10.5	16	0
Joiner	1	28	28.0	28	1
Winslow	1	18	18.0	18	0
Holohan	1	8	8.0	8	0

Passing	A	C	Yds	S-L	TD	Lg	Int	Rt
Fouts	34	15	191	23-23	1	28	5	32.5

Receiving	No	Yds	Avg	Lg	TD			
Passing <td>A</td> <td>C</td> <td>Yds</td> <td>S-L</td> <td>TD</td> <td>Lg</td> <td>Int</td> <td>Rt</td>	A	C	Yds	S-L	TD	Lg	Int	Rt
Woodley	22	197	15.6	22	53	114	8	0
Nathan	1	20	0	0	20	0	118	8

Receiving	No	Yds	Avg	Lg	TD			
Passing <td>A</td> <td>C</td> <td>Yds</td> <td>S-L</td> <td>TD</td> <td>Lg</td> <td>Int</td> <td>Rt</td>	A	C	Yds	S-L	TD	Lg	Int	Rt
Nathan	8	55	6.9	10	0	0	0	0
Hardy	3	45	15.0	20	0	0	0	0
Cefalo	2	69	34.5	53	0	0	0	0
Vigorito	2	22	11.0	17	0	0	0	0
Harris	1	15	15.0	15	0	0	0	0
Lee	1	6	6.0	6	1	0	0	0
Moore	1	3	3.0	3	1	0	0	0

Punting	No	Yds	Avg	TB	I20	Lg
Buford	4	165	41.3	1	2	50

Punt Ret	No	Yds	Avg	FC	Lg	TD
Brooks	3	16	5.3	0	10	0

KO Ret	No	Yds	Avg	Lg	TD
Sievers	5	78	15.6	24	0
Brooks	1	15	15.0	15	0
Bauer	1	0	0.0	0	0

1982 AFC Wild Card Playoffs

San Diego Chargers 31, Pittsburgh Steelers 28
Sunday, Jan. 9, 1983 - Three Rivers Stadium (Pittsburgh, PA)



The Chargers, fifth-seeded AFC team in Super Bowl Tournament, played opening round of playoffs on road for first time, facing AFC's fourth-seeded team, Pittsburgh. After falling behind 14-3 in first quarter, Chargers took 17-14 lead at halftime on 18-yard James Brooks touchdown run and 10-yard scoring pass from Dan Fouts to Eric Sievers. With 14:10 remaining in game, Fouts threw eight-yard touchdown strike on fourth down to Kellen Winslow to move San Diego within four points at 28-24. And with 3:59 left to play, San Diego mounted its game-winning drive and Fouts hit Winslow on screen pass that he carried 12 yards for touchdown and victory. Workhorse of Chargers' offense was Chuck Muncie, who gained 126 yards on 25 attempts. It was Muncie's third-straight 100 yard performance and second-straight attempt league's number one rated run defense. Fouts threw for 333 yards against Steelers, his fifth career 300-yard effort in playoffs.

Score by Quarters	Q1	Q2	Q3	Q4	Total
San Diego Chargers	3	14	0	14	31
Pittsburgh Steelers	14	0	7	7	28

Tm	Qtr	Time	Play Description (PAT & Drive)	SD	PIT
PIT	1	:12	Ruff receivers Brooks fumble of kickoff in end zone (Anderson kick) [0-7, 0:12]	0	7
SD	1	4:50	Benirschke 25 yd field goal [11-91, 4:21]	3	7
PIT	1	10:06	Bradshaw 1 yd run (Anderson kick) [9-71, 5:06]	3	14
SD	2	:06	Brooks 18 yd run (Benirschke kick) [11-80, 4:53]	10	14
SD	2	14:32	Sievers 10 yd pass from Fouts (Benirschke kick) [7-64, 1:18]	17	14
PIT	3	4:48	Gunningham 2 yd pass from Bradshaw (Anderson kick) [8-74, 4:40]	17	21
SD	4	:50	Stallworth 9 yd pass from Bradshaw (Anderson kick) [10-86, 6:37]	17	28
SD	4	6:18	Winslow 8 yd pass from Fouts (Benirschke kick) [5-29, 2:19]	24	28
SD	4	14:00	Winslow 2 yd pass from Fouts (Benirschke kick) [8-64, 2:59]	31	28

Attendance	53,546
------------	--------

Team Statistics	SD	PIT	SD	PIT	
TOTAL FIRST DOWNS	29	26	PUNTS No. and Avg.	1-48.0	2-32.5
Rushing	6	6	Blocked	0	0
Passing	19	19	TOTAL RETURN YARDS	79	102
Penalty	4	1	Punt Returns	0-0	1-12
3RD DOWN EFF	9-14-64%	6-12-50%	Kickoff Returns	3-36	5-90
TOTAL NET YARDS	479	422	Interception Returns	2-3	0-0
Total Plays	71	62	PENALTIES No. and Yds	5-64	5-64
Average / Play	6.7	6.8	FUMBLES No. and Lost	3-2	1-0
NET YARDS RUSHING	146	97	TOUCHDOWNS	4	4
Total Plays	29	23	Rushing	3	2
Average / Play	5.0	4.2	Passing	1	2
NET YARDS PASSING	333	325	Returns	0	1
Sacked - Yards Lost	0-0	0-0	EXTRA POINTS	4-4	4-4
Gross Yards	333	325	FIELD GOALS	1-1	0-0
ATT-COMP-INT	42-21-0	39-28-2	FINAL SCORE	31	28
Avg. / Play	7.9	8.3	TIME OF POSS	30:23	29:37

SAN DIEGO

Rushing	No	Yds	Avg	Lg	TD
Muncie	25	126	5.0	17	0
Brooks	5	20	6.7	18	1
Cappelletti	1	0	0.0	0	0

PITTSBURGH

Rushing	No	Yds	Avg	Lg	TD
Harris	10	35	3.5	7	0
Pollard	9	47	5.2	18	0
Hawthorne	2	3	1.5	2	0
Bradshaw	2	12	6.0	11	1

Passing	A	C	Yds	S-L	TD	Lg	Int	Rt
Fouts	42	27	333	0-0	3	33	0	112.5

Receiving	No	Yds	Avg	Lg	TD
Chandler	9	124	13.8	33	0
Winslow	7	102	14.6	30	2
Joiner	5	68	13.6	16	0
Sievers	2	17	8.5	10	1
Muncie	1	12	12.0	12	0
Fitzkee	1	8	8.0	8	0
Brooks	1	4	4.0	4	0
Cappelletti	1	-2	-2.0	-2	0

Passing	A	C	Yds	S-L	TD	Lg	Int	Rt
Bradshaw	39	28	325	0-0	2	40	2	92.4

Receiving	No	Yds	Avg	Lg	TD			
Passing <td>A</td> <td>C</td> <td>Yds <td>S-L</td> <td>TD</td> <td>Lg</td> <td>Int</td> <td>Rt</td> </td>	A	C	Yds <td>S-L</td> <td>TD</td> <td>Lg</td> <td>Int</td> <td>Rt</td>	S-L	TD	Lg	Int	Rt
Harris	11	71	6.5	17	0	0	0	0
Stallworth	8	116	14.5	22	1	0	0	0
Cunningham	5	55	11.0	16	1	0	0	0
Pollard	2	29	14.5	20	0	0	0	0
Smith	1	40	40.0	40	0	0	0	0
Swann	1	14	14.0	14	0	0	0	0

Punting	No	Yds	Avg	TB	I20	Lg
Buford	1	48	48.0	0	0	48


Punt Ret	No	Yds	Avg	FC	Lg	TD
Brooks	0	0	0.0	1	0	0

KO Ret	No	Yds	Avg	Lg	TD
Brooks	3	36	12.0	36	0

1981 AFC Championship Game

Cincinnati Bengals 27, San Diego Chargers 7

Sunday, Jan. 10, 1982 - Riverfront Stadium (Cincinnati, OH)



The Chargers lost to Cincinnati in AFC Championship game on coldest day in NFL history. Temperature in Cincinnati dipped to nine-degrees-below-zero with wind chill factor measuring 59-below zero. Cincinnati won coin toss and elected to kick off, forcing San Diego to go into wind in first quarter. Bengals moved ahead 10-0 before teams switched directions in second period and Chargers scored on their first possession on 33-yard screen pass from Dan Fouts to Kellen Winslow and Cincinnati led 17-7 at halftime. Chargers were statistical leaders in first half, but three turnovers inside Bengals' 33-yard line proved costly. San Diego turned ball over to start third quarter leading to another Cincinnati score, and three-yard touchdown pass from Ken Anderson to Don Bass culminated 8:08 drive in final period to clinch Bengals victory. Wes Chandler led all receivers with six catches for 79 yards and Chuck Muncie led all rushers with 23 carries and 94 yards.

Score by Quarters	Q1	Q2	Q3	Q4	Total
San Diego Chargers	0	0	0	7	7
Cincinnati Bengals	10	7	3	7	27

Tm	Qtr	Time	Play Description (PAT & Drive)	SD	CIN
CIN	1	6:55	Breech 31 yd field goal (10-51, 6:12)	0	3
CIN	1	7:54	Harris 8 yd pass from Anderson (Breech kick) (2-12, 0:55)	0	10
SD	2	1:26	Winslow 33 yd pass from Fouts (Benirschke kick) (6-55, 2:58)	7	10
CIN	2	5:03	Johnson 1 yd run (Breech kick) (7-55, 3:21)	7	17
CIN	3	7:13	Breech 38 yd field goal (8-39, 4:52)	7	20
CIN	4	8:08	Bass 3 yd pass from Anderson (Breech kick) (14-68, 7:04)	7	27

Attendance - 46,302

Team Statistics	SD	CIN	SD	CIN
TOTAL FIRST DOWNS	18	19	PUNTS No. and Avg. 2-29.5	3-30.6
Rushing	11	8	Blocked	0
Passing	7	11	TOTAL RETURN YARDS	139
Penalty	0	0	Punt Returns	1-7
3RD DOWN EFF	5-12-42%	5-11-46%	Kickoff Returns	7-132
TOTAL NET YARDS	301	318	Interception Returns	0-2-24
Total Plays	61	59	PENALTIES No. and Yds-15	3-25
Average / Play	4.9	5.4	FUMBLES No. and Lost	4-2
NET YARDS RUSHING	128	143	TOUCHDOWNS	1
Total Plays	31	36	Rushing	0
Average / Play	4.1	3.9	Passing	1
NET YARDS PASSING	173	175	Returns	0
Sacked - Yards Lost	2-12	0-0	EXTRA POINTS	1-1
Gross Yards	185	175	FIELD GOALS	0-2
ATT-COMP-INT	28-15-2	23-15-0	FINAL SCORE	7
Avg. / Play	5.8	7.6	TIME OF POSSESS	29:42

SAN DIEGO										CINCINNATI									
Rushing	No	Yds	Avg	Lg	TD	Rushing	No	Yds	Avg	Lg	TD								
Muncie	23	94	4.1	11	0	Johnson	21	80	3.8	11	1								
Brooks	6	23	3.8	9	0	Anderson	5	39	7.8	13	0								
Fouts	1	6	6.0	6	0	Alexander	9	22	2.4	4	0								
Cappelletti	1	5	5.0	5	0	Collinsworth	1	2	2.0	2	0								
Passing	A	C	Yds	S-L	TD	Lg	INT	A	C	Yds	S-L	TD	Lg	INT					
Fouts	28	15	185	12-13	3	26.4	0	Anderson	22	14	161	0-0	2	19					
								Thompson	1	1	14	0-0	14	0					

SAN DIEGO										MIAMI									
Receiving	No	Yds	Avg	Lg	TD	Receiving	No	Yds	Avg	Lg	TD								
Chandler	6	79	13.2	25	0	Ross	5	69	13.8	19	0								
Winslow	3	47	15.7	33	1	Alexander	3	25	8.3	16	0								
Joiner	3	41	13.7	21	0	Collinsworth	2	18	9.0	16	0								
Brooks	2	5	2.5	4	0	Curtis	2	28	14.0	15	0								
Sievers	1	13	13.0	13	0	Johnson	1	14	14.0	14	0								
INT	No	Yds	Avg	Lg	TD	Harris	1	8	8.0	8	1								
Roberts	2	59	29.5	0	0	Bass	1	3	3.0	3	1								
						Kemp	1	24	24.0	24	0								
						Breedon	1	0	0.0	0	0								
Punting	No	Yds	Avg	TB	I20	Lg	INT	No	Yds	Avg	Lg	TD							
Chandler	1	7	7.0	0	0	0	0	0	0	0	0	0							
								McInally	3	92	30.6	0	35						
KO Ret	No	Yds	Avg	Lg	TD	Punt Ret	No	Yds	Avg	FC	Lg	TD							
Brooks	4	87	21.8	36	0	None	0	None	0	0	0	0							
Beaudoin	2	38	19.0	19	0	KO Ret	No	Yds	Avg	Lg	TD								
Shaw	1	7	7.0	7	0	Verser	1	40	40.0	40	0								

1981 AFC Divisional Playoffs

San Diego Chargers 41, Miami Dolphins 38 (OT)

Saturday, Jan. 2, 1982 - Orange Bowl (Miami, FL)



The Chargers traveled to Miami's Orange Bowl to face AFC East Division champion Miami and won epic struggle, 41-38, on 29-yard Rolf Benirschke field goal at 13:52 mark of first overtime period. San Diego jumped out to early 24-0 lead, only to have Dolphins close gap under direction of substitute quarterback Don Strock. score was 24-17 at halftime and in second half Dolphins knotted score at 24 and again at 31 before assuming their first lead, 38-31, on 12-yard run by Tony Nathan. But late in fourth quarter after Dolphin turnover, Dan Fouts threw eight-yard TD pass to James Brooks with 58 seconds left in regulation to tie game, 38-38. With four seconds left Dolphins had chance to win it but Miami's 43-yard field goal try was blocked by Kellen Winslow, sending game into overtime. In OT Benirschke missed 27-yard attempt and Uwe Von Schamann had another attempt blocked, this time by Leroy Jones. Ultimately, Chargers' game-winning drive was highlighted by receptions of 20 and 29 yards by Wes Chandler and Charlie Joiner, respectively. Fouts set division playoff passing records for completions, attempts and yards, as did Winslow with 13 catches. Chandler had 56-yard punt return for touchdown for Chargers, first-ever punt return for touchdown in AFC divisional playoff game. Chargers broke total 15 divisional playoff team records and tied two others.

Score by Quarters	Q1	Q2	Q3	Q4	OT	Total
San Diego Chargers	24	0	7	7	3	41
Miami Dolphins	0	17	14	7	0	38

Tm	Qtr	Time	Play Description (PAT & Drive)	SD	MIA
SD	1	5:11	Benirschke 32 yd field goal (9-64, 5:11)	3	0
SD	1	7:36	Chandler 56 yd punt return (Benirschke kick)	10	0
SD	1	11:02	Muncie 1 yd run (Benirschke kick) (7-29, 3:16)	17	0
SD	1	13:29	Brooks 8 yd pass from Fouts (Benirschke kick) (9-11, 0:48)	24	0
MIA	2	6:29	Von Schamann 34 yd field goal (10-63, 3:34)	24	3
MIA	2	12:15	Rose 1 yd pass from Strock (Von Schamann kick) (7-39, 3:59)	24	10
MIA	2	15:00	Nathan 25 yd run off lateral from Harris after 15 yd pass from Strock (Von Schamann kick) (4-63, 0:30)	24	17
MIA	3	4:10	Rose 15 yd pass from Strock (Von Schamann kick) (8-74, 4:10)	24	24
SD	3	10:45	Winslow 25 yd pass from Fouts (Benirschke kick) (6-60, 2:24)	31	24
MIA	3	13:32	Hardy 50 yd pass from Strock (Von Schamann kick) (6-83, 2:47)	31	31
MIA	4	:07	Nathan 12 yd run (Von Schamann kick) (2-15, 0:54)	31	38
SD	4	14:02	Brooks 9 yd pass from Fouts (Benirschke kick) (10-82, 3:41)	38	38
SD	5	13:52	Benirschke 29 yd field goal (6-74, 2:25)	41	38

Attendance - 73,735

Team Statistics	SD	MIA	SD	MIA
TOTAL FIRST DOWNS	33	25	PUNTS No. and Avg. 4-40.3	5-42.0
Rushing	10	3	Blocked	0
Passing	21	21	TOTAL RETURN YARDS	189
Penalty	2	1	Punt Returns	2-64
3RD DOWN EFF	8-15-53%	8-16-50%	Kickoff Returns	6-90
TOTAL NET YARDS	564	466	Interception Returns	35
Total Plays	85	78	PENALTIES No. and Yds-45	7-44
Average / Play	6.6	6.0	FUMBLES No. and Lost	3-3
NET YARDS RUSHING	149	78	TOUCHDOWNS	5
Total Plays	29	28	Rushing	1
Average / Play	5.1	2.8	Passing	3
NET YARDS PASSING	415	388	Returns	1
Sacked - Yards Lost	2-18	3-29	EXTRA POINTS	5-5
Gross Yards	433	417	FIELD GOALS	2-4
ATT-COMP-INT	54-33-1	41-30-2	FINAL SCORE	41
Avg. / Play	7.4	7.8	TIME OF POSSESS	37:44

SAN DIEGO										MIAMI									
Rushing	No	Yds	Avg	Lg	TD	Rushing	No	Yds	Avg	Lg	TD								
Muncie	24	120	5.0	18	1	Nathan	14	48	3.4	12	1								
Brooks	3	19	6.3	14	0	Franklin	9	16	1.7	9	0								
Fouts	2	10	5.0	8	0	Woodley	10	10.0	10	0									
Passing	A	C	Yds	S-L	TD	Lg	INT	A	C	Yds	S-L	TD	Lg	INT					
Fouts	53	33	433	2-18	3	47	1	99.0	Strock	42	28	397	0-4	50					
Muncie	1	0	0-0-0	0	0	0	0	39.6	Woodley	5	2	20	3-29	0					
Receiving	No	Yds	Avg	Lg	TD	Receiving	No	Yds	Avg	Lg	TD								
Winslow	13	166	12.8	31	1	Nathan	8	108	13.5	27	1								
Joiner	7	108	15.4	39	0	Harris	6	106	17.7	30	0								
Chandler	6	106	17.7	47	0	Hardy	5	89	17.8	50	1								
Brooks	4	31	7.8	9	2	Rose	4	37	9.3	15	2								
Muncie	2	5	2.5	8	0	Cefalo	3	62	20.7	23	0								
Scales	1	17	17.0	17	0	Vigorito	2	12	6.0	8	0								
INT	No	Yds	Avg	Lg	TD	Edwards	1	35	35.0	35	0								
Edwards	1	0	0.0	0	0	Buchanan	1	0	0.0	0	0								
						INT	No	Yds	Avg	Lg	TD								
						Blackwood	1	8	8.0	8	0								
						Small	0	22	--	22	0								
Punting	No	Yds	Avg	TB	I20	Lg	INT	No	Yds	Avg	Lg	TD							
Chandler	4	161	40.3	3	0	47	0	0	0	0	0								
								Orosz	5	210	42.0	1							
KO Ret	No	Yds	Avg	Lg	TD	Punt Ret	No	Yds	Avg	FC	Lg	TD							
Brooks	5	75	15.0	33	0	None	0	None	0	0	0								
Beaudoin	1	15	15.0	15	0	KO Ret	No	Yds	Avg	Lg	TD								
						Vigorito	4	67	16.8	21	0								
						Walker	1	18	18.0	18	0								
						Hill	1	13	13.0	13	0								

1980 AFC Championship Game
Oakland Raiders 34, San Diego Chargers 27

Sunday, Jan. 11, 1981 - Jack Murphy Stadium (San Diego, CA)



Oakland took 28-7 lead in first half and then held off late San Diego bid to beat Chargers for American Football Conference championship. On third play from scrimmage, Raiders quarterback Jim Plunkett had pass bounce off hands of his intended receiver Kenny King and into grasp of Raymond Chester, who took pass in for 65-yard score. San Diego's initial drive was halted when John Jefferson slipped on wet turf and Dan Fouts' pass zipped into hands of defender Lester Hayes. Chargers tied score minutes later on 48-yard pass from Fouts to Charlie Joiner but Oakland retaliated with 76-yard scoring drive, aided by Plunkett pass to Cliff Branch for 48 yards and pass interference penalty. By end of first quarter, Oakland led 21-7, and two quarterbacks had combined for 314 yards passing. Oakland later scored on three-yard run by Mark Van Eeghen, making score 28-7. San Diego scored near end of first half on eight-yard pass from Fouts to Joiner. In third quarter, Rolf Beniciske kicked field goal and Chuck Muncie scored from six yards to narrow Raiders' lead to 28-24. Oakland then marched 68 and 37 yards to set up two Chris Bahr field goals while running 10:37 off clock. Trailing 34-24, Chargers drove for field goal from Beniciske that left them one touchdown behind with 6:52 to play, but Oakland controlled ball for final 6:52 and held on for victory.

Score by Quarters	Q1	Q2	Q3	Q4	Total
Oakland Raiders	21	7	3	3	34
San Diego Chargers	7	7	10	3	27

Tm	Qtr	Time	Play Description (PAT & Drive)	OAK	SD
OAK	1	1:35	Chester 65 yd pass from Plunkett (Bahr kick) [3-71, 1:26]	0	7
SD	1	7:04	Joiner 48 yd pass from Fouts (Beniciske kick) [3-62, 1:21]	7	7
OAK	1	11:14	Plunkett 5 yd run (Bahr kick) [7-76, 4:00]	14	7
OAK	1	13:25	King 21 yd pass from Plunkett (Bahr kick) [4-49, 1:33]	21	7
OAK	2	8:34	Van Eeghen 3 yd run (Bahr kick) [7-29, 3:31]	28	7
SD	2	13:55	Joiner 8 yd pass from Fouts (Beniciske kick) [13-64, 5:00]	28	14
SD	3	4:34	Beniciske 26 yd field goal [12-68, 4:26]	28	17
SD	3	8:47	Muncie 6 yd run (Beniciske kick) [6-41, 2:29]	28	24
OAK	3	14:11	Bahr 27 yd field goal [9-68, 5:15]	31	24
OAK	4	5:14	Bahr 33 yd field goal [10-37, 5:14]	34	24
SD	4	8:08	Beniciske 27 yd field goal [12-72, 2:48]	34	27

Attendance - 52,428

Team Statistics	OAK	SD	OAK	SD	
TOTAL FIRST DOWNS	21	26	PUNTS No. and Avg.	4-56.0	2-40.5
Rushing	8	6	Blocked	0	0
Passing	12	17	TOTAL RETURN YARDS	164	140
Penalty	1	3	Punt Returns	2-20	2-41
3RD DOWN EFF	9-16	56% 8-13	Kickoff Returns	6-103	6-99
TOTAL NET YARDS	362	434	Interception Returns	2-41	0-0
Total Plays	66	71	PENALTIES No. and Yds/5-4	6-45	6-45
Average / Play	5.5	6.1	FUMBLES No. and Lost	0-1	0-1
NET YARDS RUSHING	138	83	TOUCHDOWNS	4	3
Total Plays	42	23	Rushing	2	1
Average / Play	3.3	3.6	Passing	2	2
NET YARDS PASSING	224	351	Returns	0	0
Sacked - Yards Lost	6-37	2-13	EXTRA POINTS	4-4	3-3
Gross Yards	261	364	FIELD GOALS	2-2	2-2
ATT-COMP-INT	18-14-0	46-23-2	FINAL SCORE	34	27
Avg. / Play	9.3	7.3	TIME OF POSS	35:03	24:57

OAKLAND

SAN DIEGO

Rushing	No	Yds	Avg	Lg	TD	Rushing	No	Yds	Avg	Lg	TD
Van Eeghen	20	85	4.3	10	0	Thomas	12	48	4.0	9	0
King	11	35	3.2	8	0	Fouts	9	34	3.8	16	1
Jensen	2	7	3.5	4	0	Muncie	1	2	2.0	2	0
Plunkett	4	6	1.5	2	1	Smith	1	-1	-1.0	-1	0
Whittington	5	5	1.0	2	0						

Passing	A	C	Yds	S-L	TD	Lg	INT	Rt	Passing	A	C	Yds	S-L	TD	Lg	INT	Rt
Plunkett	18	14	261	6-37	2	65t	0	155.8	Winslow	1	28	0	0	28	0	118.8	

Receiving	No	Yds	Avg	Lg	TD	Receiving	No	Yds	Avg	Lg	TD
Chester	5	102	20.4	65t	1	Joiner	6	130	21.7	48t	2
Branch	3	78	26.0	48	0	Thomas	5	40	8.0	24	0
King	2	43	21.5	22	1	Jefferson	4	71	17.8	28	0
Chandler	2	27	13.5	16	0	Smith	3	76	25.3	55	0
Whittington	2	11	5.5	6	0	Winslow	3	42	14.0	21	0
						Muncie	2	5	2.5	3	0

INT	No	Yds	Avg	Lg	TD	INT	No	Yds	Avg	Lg	TD
Owens	1	25	25.0	25	0	INT					
Hayes	1	16	16.0	16	0	None					

Punting	No	Yds	Avg	TB	I20	Lg	Punting	No	Yds	Avg	TB	I20	Lg
Guy	4	224	56.0	1	0	71	Partridge	2	81	40.5	0	0	41

Punt Ret	No	Yds	Avg	FC	Lg	TD	Punt Ret	No	Yds	Avg	FC	Lg	TD
Matthews	2	20	10.0	0	14	0	Fuller	2	41	20.5	1	28	0

KO Ret	No	Yds	Avg	Lg	TD	KO Ret	No	Yds	Avg	Lg	TD
Whittington	4	67	16.8	24	0	Bauer	5	89	17.8	27	0
Moody	2	36	18.0	21	0	Duncan	1	10	10.0	10	0

1980 AFC Divisional Playoffs
San Diego Chargers 20, Buffalo Bills 14

Saturday, Jan. 3, 1981 - San Diego Stadium (San Diego, CA)



Quarterback Dan Fouts connected with Ron Smith on 50-yard touchdown pass with 2:08 remaining in fourth quarter for game-winning score. Fouts completed pass on 3rd-and-10 with Chargers trailing 14-13. With win Chargers advanced to American Football Conference Championship Game against Oakland. Fouts completed 22 of 37 passes for 314 yards and two touchdowns. 20th 300-yard game of his career. San Diego's defense held Buffalo to 97 yards rushing, 50-yard game-winning touchdown catch was longest of Smith's career. Down 14-3 at half, momentum changed in third quarter with Chargers going 70 yards in four plays for touchdown on first series. Chuck Muncie ran for 18 yards, then Charlie Joiner caught 45-yard pass and two plays later, Joiner capped off drive with nine-yard scoring reception, making score 14-10. Down 14-13 after field goal, Chargers started their final drive at Buffalo 31-yard line with 3:59 to play. Passes to Mike Thomas and John Jefferson put ball at midfield, setting stage for Fouts' game-winner to Smith.

Score by Quarters	Q1	Q2	Q3	Q4	Total
Buffalo Bills	0	14	0	0	14
San Diego Chargers	3	0	7	10	20

Tm	Qtr	Time	Play Description (PAT & Drive)	BUF	SD
SD	1	11:16	Beniciske 22 yd field goal [12-69, 6:45]	0	3
BUF	2	:44	Leaks 1 yd run (Mike-Mayer kick) [12-72, 4:20]	7	3
BUF	2	14:44	Lewis 9 yd pass from Ferguson (Mike-Mayer kick) [4-33, 1:32]	14	3
SD	3	1:34	Joiner 9 yd pass from Fouts (Beniciske kick) [4-70, 1:25]	14	10
SD	4	:51	Beniciske 22 yd field goal [8-45, 4:13]	14	13
SD	4	12:52	Smith 50 yd pass from Fouts (Beniciske kick) [5-69, 1:51]	14	20

Attendance - 52,028

Team Statistics	BUF	SD	PUNTS No. and Avg.	BUF	SD
TOTAL FIRST DOWNS	17	21	PUNTS No. and Avg.	6-44.5	4-27.8
Rushing	6	6	Blocked	0	1
Passing	9	14	TOTAL RETURN YARDS	97	126
Penalty	2	1	Punt Returns	2-13	3-29
3RD DOWN EFF	5-14	36% 2-11	Kickoff Returns	5-84	3-50
TOTAL NET YARDS	244	397	Interception Returns	1-0	3-47
Total Plays	66	64	PENALTIES No. and Yds/5-0	6-66	6-66
Average / Play	3.7	6.2	FUMBLES No. and Lost	0-0	3-2
NET YARDS RUSHING	97	96	TOUCHDOWNS	2	2
Total Plays	33	25	Rushing	1	0
Average / Play	2.9	3.8	Passing	1	2
NET YARDS PASSING	147	301	Returns	0	0
Sacked - Yards Lost	3-33	2-13	EXTRA POINTS	2-2	2-2
Gross Yards	180	314	FIELD GOALS	0-2	2-3
ATT-COMP-INT	30-15-3	37-22-1	FINAL SCORE	14	20
Avg. / Play	4.5	7.7	TIME OF POSS	33:14	26:46

BUFFALO

SAN DIEGO

Rushing	No	Yds	Avg	Lg	TD	Rushing	No	Yds	Avg	Lg	TD
Cribbs	18	53	2.9	9	0	Muncie	18	80	4.4	18	0
Manucci	2	21	10.5	15	0	Thomas	5	22	4.4	8	0
Brown	9	17	1.9	5	0	Fouts	2	-6	-3.0	-3	0
Leaks	4	6	1.5	2	1						

Passing	A	C	Yds	S-L	TD	Lg	INT	Rt	Passing	A	C	Yds	S-L	TD	Lg	INT	Rt
Ferguson	24	15	180	3-33	1	19	3	59.7	Fouts	37	22	314	2-13	2	50t	1	93.8
Manucci	1	0	0	0-0	0	0	0	39.6	Receiving	No	Yds	Avg <td>Lg <td>TD</td> </td>	Lg <td>TD</td>	TD			

Receiving	No	Yds	Avg	Lg	TD	Receiving	No	Yds	Avg	Lg	TD
Brammer	4	62	15.5	19	0	Joiner	4	83	20.8	45	1
Cribbs	4	36	9.0	11	0	McCrary	2	19	9.5	11	0
Lewis	3	45	15.0	18	1	Smith	1	50	50.0	50t	1
Butler	2	19	9.5	12	0	Winslow	1	5	5.0	5	0
Leaks	1	17	17.0	17	0	Thomas	1	2	2.0	2	0
Hooks	1	1	1.0	1	0						

INT	No	Yds	Avg	Lg	TD	INT	No	Yds	Avg	Lg	TD
INT						Fuller	2	27	13.5	15	0
Simpson	1	0	0.0	0	0	Edwards	1	20	20.0	20	0

Punting	No	Yds	Avg	TB	I20	Lg	Punting	No	Yds	Avg	TB	I20	Lg
Cater	6	267	44.5	2	0	55	Partridge	3	111	37.0	0	0	52

Punt Ret	No	Yds	Avg	FC	Lg	TD	Punt Ret	No	Yds	Avg	FC	Lg	TD
Hooks	2	13	6.5	0	7	0	Fuller	3	29	9.7	1	11	0

KO Ret	No	Yds	Avg	Lg	TD	KO Ret	No	Yds	Avg	Lg	TD
Solomon	5	84	16.8	26	0	Bauer	2	39	19.5	25	0
						Duncan	1	11	11.0	11	0

1979 AFC Divisional Playoffs Houston Oilers 17, San Diego Chargers 14 Saturday, Dec. 29, 1979 - San Diego Stadium (San Diego, CA)



The Chargers 1979 season, featuring one of best teams in franchise history, ended in disappointment as Bolts fell to Houston Oilers, 17-14, in Divisional Playoff game at San Diego Stadium. Chargers were rolling early and took 7-0 lead on Clarence Williams' one-yard touchdown on Bolts first offensive possession of game. But Houston scored 10 unanswered points in second quarter and led at half, 10-7. On opening drive of third quarter, San Diego reclaimed lead when Lydell Mitchell scored on eight-yard run for 14-10 lead. Houston came back later in quarter as Mike Renfro caught 47-yard touchdown pass from Gifford Nielsen and Oilers jumped back out to 17-14 lead. Chargers tried to fight back in fourth quarter, but two Dan Fouts interceptions proved costly and Houston upset Chargers and eliminated them from playoffs.

Score by Quarters	Q1	Q2	Q3	Q4	Total
Houston Oilers	0	10	7	0	17
San Diego Chargers	7	0	7	0	14

TD	Qtr	Time	Play Description (PAT & Drive)	HOU	SD
1	10:11		Williams 1 yd run (Wood kick) [11-81, 4:08]	0	7
				3	7
			HOU 2 10:58 Fritsch 26 yd field goal [5-20, 2:08]		
				10	7
			HOU 2 14:41 Clark 1 yd run (Fritsch kick) [8-38, 2:40]		
				10	14
			SD 3 1:52 Mitchell 8 yd run (Wood kick) [6-65, 1:44]		
				17	14
			HOU 3 12:55 Renfro 47 yd pass from Nielsen (Fritsch kick) [3-46, 0:57]		
Attendance — 51,192					

Team Statistics		HOU	SD	PUNTS No. and Avg.		HOU	SD
TOTAL FIRST DOWNS		15	25	6-40.7		2-32.0	
Rushing		9	6	Blocked		0	0
Passing		5	17	TOTAL RETURN YARDS		89	113
Penalty		1	2	Punt Returns		1-25	3-29
3RD DOWN EFF		8-16-50%	7-13-54%	Kickoff Returns		3-53	4-84
TOTAL NET YARDS		259	380	Interception Returns		5-11	1-0
Total Plays		59	68	PENALTIES No. and Yds		5-45	6-30
Average / Play		4.4	5.6	FUMBLES No. and Lost		0-0	0-0
NET YARDS RUSHING		148	63	TOUCHDOWNS		2	2
Total Plays		40	19	Rushing		1	2
Average / Play		3.7	3.3	Passing		1	0
NET YARDS PASSING		111	317	Returns		0	0
Sacked - Yards Lost		0-0	2-16	EXTRA POINTS		2-2	2-2
Gross Yards		111	333	FIELD GOALS		1-1	0-1
ATT-COMP-INT		19-10-1	47-25-5	FINAL SCORE		17	14
Avg. / Play		5.8	6.5	TIME OF POSS		30:06	29:54

HOUSTON											SAN DIEGO																						
Rushing	No	Yds	Avg	Lg	TD	Rushing	No	Yds	Avg	Lg	TD	Rushing	No	Yds	Avg	Lg	TD	Rushing	No	Yds	Avg	Lg	TD										
Carpenter	18	67	3.7	11	0	Mitchell	8	33	4.1	8t	1	Carlton	16	63	3.9	8	0	Lowe	12	57	4.8	47	0										
Wilson	11	39	3.5	14	0	C. Williams	11	30	2.7	8	1	Joe	16	35	2.2	11	0	Hadi	8	24	3.0	8	0										
Clark	9	30	3.3	11	1							Stone	3	5	1.7	2	0	Lincoln	4	16	4.0	10	0										
Nielsen	2	12	6.0	14	0	Passing	A	C	Yds	S-L	TD	Lg	Int	Rt	Fouts	47	25	333	2-16	0	34	5	36.3										
Passing											A	C	Yds	S-L	TD	Lg	Int	Rt	Receiving														
Nielsen	19	10	111	0-0	1	47t	1	65.9	Joiner	4	81	20.3	30	0	0	Jefferson	4	70	17.5	21	0	0	Kemp	19	8	155	3-5	1	49	1	66.8		
Receiving											No	Yds	Avg	Lg	TD	Passing																	
Carpenter	4	23	5.8	7	0	Klein	5	41	8.2	16	0	Lamonica	1	12	0	0	12	0116.7	Hadi	23	11	140	3-30	0	35	2	31.1						
T. Wilson	3	16	5.3	10	0	C. Williams	4	30	7.5	12	0								Breaux	2	1	24	2-15	0	24	0	93.8						
Renfro	1	47	47.0	47t	1	Mitchell	4	26	6.5	9	0	Receiving																					
Coleman	1	13	13.0	13	0	Floyd	3	51	17.0	23	0	Roberson	3	88	29.3	49	0	Receiving	No	Yds	Avg	Lg	TD	Farr	1	24	24.0	35	0				
Barber	1	12	12.0	12	0	McCrary	1	34	34.0	34	0	Warlick	3	35	11.7	18	1	Alworth	4	82	20.5	25	0	Farr	1	24	24.0	35	0				
INT											No	Yds	Avg	Lg	TD	INT	No	Yds	Avg	Lg	TD	Costa	2	32	16.0	22	0	Lowe	3	3	1.0	2	0
Perry	4	0	0.0	0	0	M. Williams	1	0	0.0	0	0	Tracy	1	12	12.0	12	0	Norton	1	35	35.0	35	0	Farr	1	24	24.0	24	0				
Reinfeldt	0	8	--	8	0							Byrd	1	24	24.0	24	0	Lincoln	1	10	10.0	10	0	Byrd	1	7	7.0	7	0				
J.C. Wilson	1	3	3.0	3	0	Punting	No	Yds	Avg	FC	Lg	TD	Jacobs	1	12	12.0	12	0	Kocourek	1	3	3.0	3	0	Jacobs	1	3	3.0	3	0			
Punting											No	Yds	Avg	TB	I20	Lg	Punting																
Parsley	6	248	40.7	0	2	50	Punt Ret	No	Yds	Avg	FC	Lg	TD	Fuller	3	29	9.7	1	15	0	Maguire	4	185	46.3	0	3	59	Warren	1	0	0.0	0	0
Punt Ret											No	Yds	Avg	FC	Lg	TD	Punt Ret																
Ellender	1	25	25.0	1	25	0	KO Ret	No	Yds	Avg	FC	Lg	TD						Byrd	3	87	29.0	0	74t	1	Hadi	5	257	51.4	1	0	64	
KO Ret											No	Yds	Avg	FC	Lg	TD	KO Ret																
Hartwig	2	37	18.5	24	0	Bauer	1	24	24.0	24	0	Warner	1	17	17.0	17	0	Punt Ret	No	Yds	Avg	FC	Lg	TD	Duncan	1	12	12.0	0	12	0		
Ellender	1	16	16.0	16	0														Allison	2	28	14.0	0	0	0	Graham	0	0	0.0	1	0		
KO Ret											No	Yds	Avg	FC	Lg	TD	KO Ret																
																			Duncan	2	62	31.0	49	0	Duncan	2	62	31.0	49	0			
																			Farr	1	3	3.0	3	0	Farr	1	3	3.0	3	0			

1965 AFL Championship Game Buffalo Bills 23, San Diego Chargers 0 Sunday, Dec. 26, 1965 - Balboa Stadium (San Diego, CA)



It was same two teams that met in 1964 Championship game with scene shifting from East to West Coast. But there obviously was no hometown advantage for San Diego Chargers. Coach Lou Saban's Buffalo Bills found 59-degree weather much to their liking in San Diego's Balboa Stadium, rolling to 23-0 victory before 30,361 downhearted fans. San Diego's offensive unit was unable to generate any type of serious attack after first quarter and Jack Kemp-led Bills broke loose in second period. Kemp teamed with end Ernie Warlick for initial score, 18-yard pass play capping 60-yard drive. Just 2:20 later, Bills struck again on 74-yard punt return by Butch Byrd and at halftime, Buffalo was ahead 14-0. In second half, Chargers were able to contain Buffalo's ground game and Kemp's passing, but couldn't stop talented toe of placekicker Pete Gogolak. His soccer-style kicks connected twice in third quarter from 11 and 39 yards and once more in final period from 32 yards.

Score by Quarters	Q1	Q2	Q3	Q4	Total
Buffalo Bills	0	14	6	3	23
San Diego Chargers	0	0	0	0	0

TD	Qtr	Time	Play Description (PAT & Drive)	BUF	SD
1	4:59		Warlick 18 yd pass from Kemp (Gogolak kick) [6-60]	7	0
2	2:29		Byrd 74 yd punt return (Gogolak kick)	14	0
3	9:21		Gogolak 11 yd field goal [7-20]	17	0
3	:45		Gogolak 39 yd field goal [4-9]	20	0
4	11:45		Gogolak 32 yd field goal [5-5]	23	0
Attendance — 30,361					

Team Statistics		BUF	SD	INTERCEPTION RET. YARDS		BUF	SD
TOTAL FIRST DOWNS		14	12	2		1	0
Rushing		4	5	Interceptions		2	1
Passing		9	7	NUMBER OF PUNTS		4	7
Penalty		1	0	Punt Yards		185	285
NET YARDS RUSHING		108	104	Blocked		0	0
Total Plays		36	27	PUNT RETURN YARDS		87	12
Yards Gained		112	127	Returns		3	1
Yards Lost		4	23	KICKOFF RETURN YARDS		17	97
Average / Play		3.0	3.9	Returns		1	3
NET YARDS PASSING		152	119	PENALTY YARDS		21	41
Attempts		20	25	Penalties		2	3
Completions		9	12	FUMBLES/LOST		1/0	1/0
Interceptions		1	2				
TOTAL OFFENSE		260	223				
Total Plays		58	57				
Avg. / Play		4.5	3.9				

BUFFALO											SAN DIEGO																		
Rushing	No	Yds	Avg	Lg	TD	Rushing	No	Yds	Avg	Lg	TD	Rushing	No	Yds	Avg	Lg	TD	Rushing	No	Yds	Avg	Lg	TD						
Carlton	16	63	3.9	8	0	Lowe	12	57	4.8	47	0	Joe	16	35	2.2	11	0	Hadi	8	24	3.0	8	0						
Joe	16	35	2.2	11	0	Hadl	8	24	3.0	8	0	Stone	3	5	1.7	2	0	Lincoln	4	16	4.0	10	0						
Stone	3	5	1.7	2	0	Lincoln	4	16	4.0	10	0	Smith	1	5	5.0	5	0	Foster	2	9	4.5	10	0						
Smith	1	5	5.0	5	0	Breaux	1	-2	-2.0	-2	0	Passing																	
Passing											A	C	Yds	S-L	TD	Lg	Int	Rt	Receiving										
Kemp	19	8	155	3-5	1	49	1	66.8	Hadi	23	11	140	3-30	0	35	2	31.1	Lamonica	1	12	0	0	12	0116.7					
Lamonica	1	12	0	0	0	12	0116.7	Breaux	2	1	24	2-15	0	24	0	93.8	Receiving												
Receiving											No	Yds	Avg	Lg	TD	Receiving													
Roberson	3	88	29.3	49	0	Alworth	4	82	20.5	25	0	Warlick	3	35	11.7	18	1	Alworth	4	82	20.5	25	0						
Warlick	3	35	11.7	18	1	Lowe	3	3	1.0	2	0	Costa	2	32	16.0	22	0	Lowe	3	3	1.0	2	0						
Costa	2	32	16.0	22	0	Norton	1	35	35.0	35	0	Tracy	1	12	12.0	12	0	Norton	1	35	35.0	35	0						
Tracy	1	12	12.0	12	0	Farr	1	24	24.0	24	0	Byrd	1	24	24.0	24	0	Lincoln	1	10	10.0	10	0						
INT	No	Yds	Avg	Lg	TD	INT	No	Yds	Avg	Lg	TD	Jacobs	1	12	12.0	12	0	Kocourek	1	3	3.0	3	0						
Perry	4	0	0.0	0	0	M. Williams	1	0	0.0	0	0	Jacobs	1	12	12.0	12	0	Kocourek	1	3	3.0	3	0						
Reinfeldt	0	8	--	8	0																								
J.C. Wilson	1	3	3.																										

1964 AFL Championship Game
Buffalo Bills 20, San Diego Chargers 7

Sunday, Dec. 26, 1964 - War Memorial Stadium (Buffalo, NY)



Lou Saban sent his Buffalo Bills out for post-Christmas gift after three lean years and one near miss in American Football League. Bills found what they were looking for and wrapped up defending champion San Diego Chargers, 20-7, for AFL Championship before 40,242 howling hometown fans. Chargers started out as if they meant to repeat their 51-10 conquest of Boston Patriots in 1963 title game. They boomed from their own 20 in four plays with payoff 26-yard strike from retiring quarterback Tobin Rote to tight end Dave Kokorek. Keith Lincoln's PAT at 2:16 of first period was last time San Diego got on scoreboard. Disaster struck visitors when Lincoln was forced out of action with broken rib on "the tackle heard around world" by Buffalo linebacker Mike Stratton. Coupled with absence of Lance Alworth, injury to Lincoln left Chargers offense impotent. Buffalo forged to 13-7 halftime lead on field goals from 12 and 17 yards by rookie ace Pete Gogolak and four-yard touchdown run by halfback Wray Carlton. Bills tallied again in final quarter on sneak by quarterback Jack Kemp.

Score by Quarters	Q1	Q2	Q3	Q4	Total
San Diego Chargers	7	0	0	0	7
Buffalo Bills	3	10	0	7	20

Tm	Qtr	Time	Play Description (PAT & Drive)	SD	BUF
SD	1	11:49	Kocorek 26 yd pass from Rote (Lincoln kick) (4-80)	7	0
BUF	1	4:20	Gogolak 12 yd field goal (8-61)	7	3
BUF	2	7:11	Carlton 4 yd run (Gogolak kick) (8-56)	7	10
BUF	2	2:28	Gogolak 17 yd field goal (7-51)	7	13
BUF	4	9:12	Kemp 1 yd run (Gogolak kick) (3-52)	7	20

Attendance - 40,242

Team Statistics		SD	BUF	SD	BUF
TOTAL FIRST DOWNS	15	21	PUNTING AVERAGE	36.4	46.8
Rushing	7	12	Punts	5	5
Passing	7	8	PUNT RETURN YARDS	58	6
Penalty	1	1	Returns	2	1
NET YARDS RUSHING	124	219	KICKOFF RETURN YARDS	175	71
NET YARDS PASSING	135	168	Returns	4	2
Attempts	36	20	PENALTY YARDS	20	45
Completions	13	10	Penalties	3	3
Interceptions	3	0	FUMBLES/LOST	1/0	0/0
TOTAL OFFENSE	259	387			
INTERCEPTION RET. YARDS	0	3			
Interceptions	0	3			

SAN DIEGO

BUFFALO

Rushing	No	Yds	Avg	Lg	TD	Rushing	No	Yds	Avg	Lg	TD
Low	7	34	4.9	16	0	Christ	16	122	7.6	39	0
Kinderman	4	14	3.5	7	0	Carlton	18	70	3.9	13	1
Lincoln	3	47	15.7	38	0	Kemp	5	16	3.2	12	1
MacKinnon	1	17	17.0	17	0	Dubonier	1	9	9.0	9	0
Hadl	1	13	13.0	13	0	Lamonica	1	2	2.0	2	0
Rote	1	6	6.0	6	0						
Norton	1	-7	-7.0	-7	0						

Passing	A	C	Yds	S-L	TD	Lg	In	Rt
Rote	26	10	118	1-14	1	22	2	33.8
Hadl	10	3	31	0-0	0	26	1	0.4

Receiving	No	Yds	Avg	Lg	TD	Receiving	No	Yds	Avg	Lg	TD
Dubonier	3	56	18.7	26	0	Bass	2	70	35.0	50	0
Bass	2	41	20.5	26	0	Gilchrist	2	22	11.0	15	0
Warlick	2	22	11.0	15	0	Ross	1	-1	-1.0	-1	0

INT	No	Yds	Avg	Lg	TD	INT	No	Yds	Avg	Lg	TD
None	0	0	0	0	0	Warner	1	8	8.0	8	0
						Stratton	1	0	0.0	0	0
						Byrd	1	0	0.0	0	0

Punting	No	Yds	Avg	TB	I20	Lg	Punting	No	Yds	Avg	FC	Lg	TD
Maguire	5	234	46.8	0	3	64	Clarke	1	5	5.0	0	0	0
							Byrd	0	0	0.0	1	0	0

Punt Ret No	Yds	Avg	FC	Lg	TD	KO Ret No	Yds	Avg	Lg	TD
Robinson	1	30	30.0	0	30	0	0	0	0	0
Duncan	1	28	28.0	0	28	0	0	0	0	0

KO Ret No	Yds	Avg	Lg	TD	KO Ret No	Yds	Avg	Lg	TD
Duncan	3	147	49.0	72	0	0	0	0	0
Warren	1	28	28.0	28	0	0	0	0	0

1963 AFL Championship Game
San Diego Chargers 51, Boston Patriots 10
 Sunday, Jan. 5, 1964 - Balboa Stadium (San Diego, CA)



Before 30,127 in Balboa Stadium and 30 million more on national television, Keith Lincoln ran, caught and passed like no other athlete ever has in professional title match as Californians crumbled Boston Patriots, 51-10. Chargers' offense produced 610 yards. Lincoln accounted for 349 of them in virtuoso performance that included touchdown sprint of 67 yards, rushing reception of 25 yards, 206 yards gained rushing, 123 gained pass receiving and 20 gained passing. Lincoln's heroics were mightily abated by others on San Diego team that played with brilliance. It was powerhouse show by team that had failed in two previous tries to win AFL title. But Patriots, with league's proudest defensive outfit, were no match for San Diego. Splendidly prepared by Sid Gilman to combat Boston's almost constantly rushing linebackers, Chargers scored on their fourth scrimmage play, as well as their sixth and 10th. Patriots' ground attack suffered after full-back Larry Garrison incurred head injury midway through second period. Garrison later returned to game but remained in it only briefly.

Score by Quarters	Q1	Q2	Q3	Q4	Total
Boston Patriots	7	3	0	0	10
San Diego Chargers	21	10	7	13	51

Tm	Qtr	Time	Play Description (PAT & Drive)	BOS	SD
SD	1	13:31	Rote 2 yd run (Blair kick) (4-72)	0	7
SD	1	10:48	Lincoln 67 yd run (Blair kick) (2-67)	0	14
BOS	1	7:01	Garron 7 yd run (Cappelletti kick) (7-66)	7	14
SD	1	4:44	Low 58 yd run (Blair kick) (4-73)	7	21
SD	2	7:05	Blair 11 yd field goal (7-74)	7	24
BOS	2	2:41	Cappelletti 15 yd field goal (11-68)	10	24
SD	3	9:14	Alworth 48 yd pass from Rote (Blair kick) (6-80)	10	38
SD	4	6:47	Lincoln 25 yd pass from Hadl (pass failed) (6-45)	10	44
SD	4	1:19	Hadl 1 yd run (Blair kick) [11-80]	10	51

Attendance - 30,127

Team Statistics		BOS	SD	BOS	SD
TOTAL FIRST DOWNS	14	21	INTERCEPTION RET. YARDS	0	15
Rushing	6	11	Interceptions	0	2
Passing	8	9	PUNTING AVERAGE	47	44
Penalty	0	1	Punts	7	2
NET YARDS RUSHING	75	318	Blocked	0	0
Attempts	16	32	PUNT RETURN YARDS	0	0
Yards Gained	77	328	Returns	0	0
Yards Lost	2	10	KICKOFF RETURN YARDS	122	70
NET YARDS PASSING	186	292	Returns	9	3
Attempts	37	26	PENALTY YARDS	18	30
Completions	17	17	Penalties	1	6
Interceptions	2	0	FUMBLES/LOST	1-0	1-1
TOTAL OFFENSE	263	610			
Total Plays	59	60			

BOSTON

SAN DIEGO

Rushing	No	Yds	Avg	Lg	TD	Rushing	No	Yds	Avg	Lg	TD
Crump	7	18	2.6	6	0	Lincoln	13	206	15.8	67	1
Garron	3	15	5.0	7	1	Low	12	94	7.8	58	1
Lott	3	15	5.0	6	0	Rote	4	15	3.8	10	1
Yewcic	1	14	14.0	14	0	McDougall	1	2	2.0	2	0
Parilli	1	10	10.0	10	0	Hadl	1	1	1.0	1	1
Burton	7	3	3.0	3	0	Jackson	1	0	0.0	0	0

Passing	A	C	Yds	S-L	TD	Lg	In	Rt
Parilli	29	14	189	5-36	0	45	1	55.1
Yewcic	8	3	39	0-0	0	23	1	14.1

Receiving	No	Yds	Avg	Lg	TD	Receiving	No	Yds	Avg	Lg	TD
Cappelletti	2	72	36.0	49	0	Lincoln	7	123	17.6	32	1
Garron	2	6	3.0	5	0	Alworth	4	77	19.3	48	1
Burton	4	12	3.0	8	0	Kocorek	1	5	5.0	5	0
Crump	2	28	14.0	28	0	Norton	2	44	22.0	30	1
Coleclough	3	26	8.7	10	0	Duncan	2	53	26.5	33	0
Graham	2	68	34.0	45	0	MacKinnon	2	44	22.0	30	1
Lott	2	16	8.0	11	0	McDougall	1	4	4.0	4	0

INT	No	Yds	Avg	Lg	TD	INT	No	Yds	Avg	Lg	TD
None	0	0	0	0	0	Maguire	1	10	10.0	10	0
						Mittinger	1	5	5.0	5	0

Punting	No	Yds	Avg	TB	I20	Lg	Punting	No	Yds	Avg	FC	Lg	TD
Yewcic	7	328	46.7	3	0	68	Maguire	2	87	43.5	0	1	44

Punt Ret No	Yds	Avg	FC	Lg	TD	Punt Ret No	Yds	Avg	FC	Lg	TD	
Suci	0	0	0.0	1	0	0	0	0	0.0	1	0	0

KO Ret No	Yds	Avg	Lg	TD	KO Ret No	Yds	Avg	Lg	TD		
Crump	2	31	15.5	22	0	0	0	0	0		
Garron	2	32	16.0	17	0	Alworth	2	47	23.5	28	0
Yates	1	5	5.0	5	0	Low	1	23	23.0	23	0
Burton	2	27	13.5	18	0						
Suci	1	18	18.0	18	0						
Romeo	1	9	9.0	9	0						

1961 AFL Championship Game

Houston Oilers 10, San Diego Chargers 3

Sunday, Dec. 24, 1961 - Balboa Stadium (San Diego, CA)



The 1961 American Football League Championship game in San Diego's Balboa Stadium was carbon copy of previous season's title game in that Houston Oilers beat San Diego Chargers 10-3. On Jan. 1, 1961, Oilers edged Chargers, 24-16, in Houston's Jeppesen Stadium, live audience of 29,556 fans and nationwide television audience estimated in vicinity of 40 million viewers witnessed monument to defensive football at its best. crowd at stadium was limited because game was played on Christmas Eve and game was telecast into Los Angeles area and many San Diegans received LA's ABC affiliate, Channel 7. Oilers scored on 46-yard field goal by George Blanda through second quarter and added clincher, 35-yard touchdown pass by Blanda to Billy Cannon, late in third quarter. Chargers only scoring came on 12-yard field goal early in final period. Indication of evenness of ballgame is that both clubs had total net offense of 256 yards.

Score by Quarters	Q1	Q2	Q3	Q4	Total
Houston Oilers	0	3	7	0	10
San Diego Chargers	0	0	0	3	3

Tm	Qtr	Time	Play Description (PAT & Drive)	HOU	SD
HOU	2	8:06	Blanda 46-yard field goal (4-0)	3	0
HOU	3	11:39	Cannon 35 yd pass from Blanda (Blanda kick) [10-45]	10	0
SD	4	:39	Blair 12 yd field goal (7-33)	10	3

Attendance — 29,556

Team Statistics	HOU	SD	HOU	SD
TOTAL FIRST DOWNS	18	15	INTERCEPTION RET. YARDS	560
Rushing	6	6	Interceptions	4
Passing	8	8	PUNTING AVERAGE	41.5
Penalty	4	1	Punts	4
NET YARDS RUSHING	96	79	Blocked	0
Attempts	33	20	PUNT RETURN YARDS	0
Yards Gained	113	100	Returns	0
Yards Lost	17	21	KICKOFF RETURN YARDS	0
NET YARDS PASSING	160	177	Returns	0
Attempts	41	32	PENALTY YARDS	68
Completions	18	17	Penalties	5
Interceptions	6	4	FUMBLES/LOST	5/1
TOTAL OFFENSE	256	256		2/2
Total Plays	74	58		

HOUSTON

Rushing	No	Yds	Avg	Lg	TD	Rushing	No	Yds	Avg	Lg	TD
Cannon	15	48	3.2	22	0	Roberson	8	37	4.6	23	0
Tolar	16	52	3.3	20	0	Lowe	5	30	6.0	12	0
Blanda	2	-4	0.2	1	0	Kemp	4	5	1.3	17	0
						Lincoln	3	7	2.3	4	0

Passing	A	C	Yds	S-L	TD	Lg	IN	Rt	Passing	A	C	Yds	S-L	TD	Lg	IN	Rt
Blanda	40	18	160	0-0	1	35	5	25.0	Kemp	32	17	226	6-48	0	40	4	36.2
Groman	1	0	0	0-0	0	0	0	0									

Receiving	No	Yds	Avg	Lg	TD	Receiving	No	Yds	Avg	Lg	TD
Cannon	5	53	10.6	35	1	Kocourek	7	123	17.6	40	0
Hennigan	5	43	8.6	14	0	Norton	3	48	16.0	28	0
Groman	3	32	16.0	19	0	Flowers	2	17	8.5	9	0
Dewveall	2	10	5.0	11	0	Roberson	1	11	11.0	11	0
McLeod	1	20	20.0	20	0	Lowe	1	10	10.0	10	0
Tolar	2	2	1.0	8	0	Scarpitto	1	9	9.0	9	0
						Hayes	1	5	5.0	5	0
						Lincoln	1	3	3.0	3	0

INT	No	Yds	Avg	Lg	TD	INT	No	Yds	Avg	Lg	TD
Cline	1	7	7.0	7	0	Whitehead	2	45	22.5	41	0
Glick	1	0	0.0	0	0	McNeil	2	15	7.5	15	0
Johnston	1	0	0.0	0	0	Zeman	2	0	0.0	0	0
Spence	1	0	0.0	0	0						

Punting	No	Yds	Avg	TB	I20	Lg	Punting	No	Yds	Avg	TB	I20	Lg
Norton	4	166	41.5	0	2	53	Maguire	6	199	33.2	1	1	52

Punt Ret No	Yds	Avg	FC	Lg	TD	Punt Ret No	Yds	Avg	FC	Lg	TD	
None						Lincoln	1	16	16.0	0	16	0
						Team	0	0	0.0	1	0	0

KO Ret	No	Yds	Avg	Lg	TD	KO Ret	No	Yds	Avg	Lg	TD
None						Lowe	1	27	27.0	27	0
						Roberson	1	23	23.0	23	0

1960 AFL Championship Game

Houston Oilers 24, Los Angeles Chargers 16

Sunday, Jan. 1, 1961 - Jeppesen Stadium (Houston, TX)



The American Football League's first championship game took place Jan. 1, 1961 between Eastern Division champion Houston Oilers and Western Division champion Los Angeles Chargers in Jeppesen Stadium, home of Eastern tilts. Outcome: Houston 24, Los Angeles 16. In 50 degree weather with 70 percent humidity due to week-long rains, Chargers took on Oilers before live crowd of 32,183 and television audience of approximately 45 million viewers. Ben Agajanian kicked field goals of 38 and 22 yards to give Chargers 6-0 first quarter lead. In second quarter, Houston's George Blanda hit Dave Smith on 17-yard touchdown pass, added conversion and kicked 18-yard field goal. Agajanian kicked 27-yard field goal with five seconds left in half to make score Houston 10, Los Angeles 9 at half. In third quarter, Blanda completed seven-yard touchdown pass to Bill Groman and kicked conversion. Chargers responded when Paul Lowe slanted over from two-yard line and Agajanian's conversion score was Houston 17, Los Angeles 16, at end of three quarters. In fourth quarter, Blanda and Billy Cannon teamed up on 88-yard pass-run touchdown play to conclude scoring. Player of game honors went to Cannon, with Blanda and Lowe deadlocked vote behind. Lowe's total yardage on day was 271 yards compared to Cannon's 259. Inability of Chargers to take ball in for touchdowns early in game, settling for three first-half field goals on each occasion, and several bad breaks late in game proved to be difference.

Score by Quarters	Q1	Q2	Q3	Q4	Total
San Diego Chargers	6	3	7	0	16
Houston Oilers	0	10	7	7	24

Tm	Qtr	Time	Play Description (PAT & Drive)	SD	HOU
SD	1	10:58	Agajanian 38 yd field goal [9-46]	3	0
SD	1	6:44	Agajanian 22 yd field goal [5-33]	6	0
HOU	2	11:09	Smith 17 yd pass from Blanda (Blanda kick) [11-83]	6	7
HOU	2	5:15	Blanda 18 yd field goal [12-40]	6	10
SD	2	:05	Agajanian 27 yd field goal [4-11]	9	10
HOU	3	N/A	Groman 7 yd pass from Blanda (Blanda kick) [10-55]	9	17
SD	3	N/A	Lowe 2 yd run (Agajanian kick) [8-63]	16	17
HOU	4	N/A	Cannon 88 yd pass from Blanda (Blanda kick) [3-89]	16	24

Attendance — 32,183

Team Statistics	SD	HOU	SD	HOU
TOTAL FIRST DOWNS	21	17	INTERCEPTION RET. YARDS	0
Rushing	11	4	Interceptions	0
Passing	9	13	PUNTING AVERAGE	41.0
Penalty	1	0	Punts	4
NET YARDS RUSHING	162	100	Blocked	0
Attempts	33	40	PUNT RETURN YARDS	42
Yards Gained	208	107	Returns	2
Yards Lost	46	7	KICKOFF RETURN YARDS	123
NET YARDS PASSING	171	301	Returns	5
Attempts	41	32	PENALTY YARDS	15
Completions	21	16	Penalties	3
Interceptions	2	0	FUMBLES/LOST	2/0
TOTAL OFFENSE	333	401		0/0
Total Plays	74	72		

SAN DIEGO

Rushing	No	Yds	Avg	Lg	TD	Rushing	No	Yds	Avg	Lg	TD
Lowe	21	165	7.9	30	1	Cannon	18	50	2.8	6	0
Ferguson	4	11	2.8	7	0	Smith	19	45	2.4	14	0
Ford	2	-5	-2.5	1	0	Hall	3	5	1.7	3	0
Kemp	6	-9	-1.5	14	0						

Passing	A	C	Yds	S-L	TD	Lg	IN	Rt	Passing	A	C	Yds	S-L	TD	Lg	IN	Rt
Blanda	31	16	301	0-0	3	88	0	117.8	Cannon	1	0	0	0-0	0	0	0	39.6
Kemp	41	21	171	3-28	0	33	2	41.8									

Receiving	No	Yds	Avg	Lg	TD	Receiving	No	Yds	Avg	Lg	TD
Norton	6	55	9.2	18	0	Smith	5	52	10.4	17	1
Womble	6	29	4.8	8	0	Hennigan	4	71	17.8	38	0
Kocourek	3	57	19.0	33	0	Cannon	3	128	42.7	88	1
Lowe	3	5	1.7	6	0	Groman	3	37	12.3	17	1
Ferguson	2	19	9.5	13	0	Carson	1	13	13.0	13	0
Flowers	1	6	6.0	6	0						

INT	No	Yds	Avg	Lg	TD	INT	No	Yds	Avg	Lg	TD
Gordon	1	27	27.0	27	0	Dukes	1	8	8.0	8	0
None											

Punting	No	Yds	Avg	TB	I20	Lg	Punting	No	Yds	Avg	TB	I20	Lg
Laraba	4	164	41.0	0	3	49	Milstead	5	169	33.8	0	2	43

Punt Ret No	Yds	Avg	FC	Lg	TD	Punt Ret No	Yds	Avg	FC	Lg	TD
Harris	1	27	27.0	0	27	Cannon	0	0.0	1	0	0
Sears	1	15	15.0	1	15						

KO Ret	No	Yds	Avg	Lg	TD	KO Ret	No	Yds	Avg	Lg	TD
Lowe	4	101	25.3	34	0	Hall	2	47	23.5	42	0
Ford	1	22	22.0	22	0						

NFL HONORS

KEY:

AFQ: American Football Quarterly

AP: Associated Press

CBS: CBS SportsLine.com

CPFN: College and Pro Football Newsweekly

DMN: Dallas Morning News

PFJ: Pro Football Journal

PFWA: Professional Football Writers of America

PFW: Pro Football Weekly

FN: Football News

SI: Sports Illustrated

TSN: The Sporting News

MFC: Maxwell Football Club

NEA: Newspaper Enterprise Association

UPI: United Press International

USAT: USA Today Sports Weekly

PRO FOOTBALL HALL OF FAME

1978 – Lance Alworth, WR, 1962-1970

1979 – Ron Mix, T, 1960-69

1983 – Sid Gillman, Head Coach, 1960-69, 1971

1993 – Dan Fouts, QB, 1973-1987

1995 – Kellen Winslow, TE, 1979-1987

1996 – Charlie Joiner, WR, 1976-1986

2008 – Fred Dean, DE, 1975-81

2015 – Junior Seau, LB, 1990-02

NFL COACH OF YEAR

1992 – Bobby Ross (PFWA, PFW, FN, FD)

1994 – Bobby Ross (SI)

2004 – M. Schottenheimer (AP, PFWA, PFW, MFC)

AFC COACH OF YEAR

1979 – Don Coryell (PFWA)

1992 – Bobby Ross (UPI)

NFL EXECUTIVE OF YEAR

1979 – John Sanders (TSN)

2004 – A.J. Smith (PFWA, PFW)

NFL MOST VALUABLE PLAYER

1982 – Dan Fouts (NEA, PFWA, CPFN)

2006 – L. Tomlinson (AP, CBS, DMN, PFWA, PFW)

NFL PLAYER OF YEAR

1979 – Dan Fouts (FD)

2006 – LaDainian Tomlinson (MFC, TSN, SI)

NFL MAN OF YEAR

1971 – John Hadl

1983 – Rolf Benirschke

1994 – Junior Seau

2006 – LaDainian Tomlinson

AFC PLAYER OF YEAR

1979 – Dan Fouts (UPI, TSN)

AFC MOST VALUABLE PLAYER

1982 – Dan Fouts (UPI)

NFL OFFENSIVE PLAYER OF YEAR

1982 – Dan Fouts (AP, PFW)

2006 – L. Tomlinson (AP, CBS, DMN, PFWA, PFW)

NFL DEFENSIVE PLAYER OF YEAR

1992 – Junior Seau (UPI, FD)

1998 – Junior Seau (FD)

NFL ROOKIE OF YEAR

1974 – Don Woods (NEA, FN, PFW)

2005 – Shawne Merriman (TSN)

2013 – Keenan Allen (TSN, Pepsi Next)

NFL OFFENSIVE ROOKIE OF YEAR

1974 – Don Woods (AP, FD)

2013 – Keenan Allen (PFWA, SI, CBS)

NFL DEFENSIVE ROOKIE OF YEAR

1986 – Leslie O'Neal (AP, PFW*)

2005 – Shawne Merriman (AP, PFWA, PFW)

*shared award with John Offerdahl

AFC ROOKIE OF YEAR

1974 – Don Woods (UPI, TSN)

NFL COMEBACK PLAYER OF YEAR

2004 – Drew Brees (AP)

2013 – Philip Rivers (AP, PFWA)

NFL MOST IMPROVED PLAYER

2004 – Drew Brees (PFWA, PFW)

NFL OUTSTANDING BLOCKER AWARD

1971 – Walt Sweeney (1,000-Yard Club Found.)

NFL RUNNING BACK OF YEAR

2006 – L. Tomlinson (NFL Alumni Association)

ALL-AFL SELECTIONS

1960 – Dick Harris, Jack Kemp, Paul Lowe, Ron Mix, Volney Peters

1961 – Chuck Allen, Earle Faison, Dick Harris, Charlie McNeil, Ron Mix

1962 – Dave Kocourek, Ron Mix

1963 – Lance Alworth, Earle Faison, Keith Lincoln, Ron Mix, Tobin Rote

1964 – Lance Alworth, Earle Faison, Keith Lincoln, Ron Mix

1965 – Lance Alworth, Earle Faison, Ernie Ladd, Paul Lowe

1966 – Lance Alworth, Ron Mix

1967 – Lance Alworth, Ron Mix, Walt Sweeney

1968 – Lance Alworth, Ron Mix, Walt Sweeney

1969 – Lance Alworth

AFL ALL-TIME TEAM (FIRST-TEAM)

1970 – Lance Alworth, Paul Lowe, Ron Mix (selected by Pro Football Hall of Fame)

AFL ALL-TIME TEAM (SECOND-TEAM)

1970 – Sid Gillman, Miller Farr, Ken Graham, Dave Kocourek, Bob Scarpitto, Walt Sweeney (selected by Pro Football Hall of Fame)

ALL-NFL FIRST-TEAM SELECTIONS

1970 – Walt Sweeney (NEA)

1977 – Louie Kelcher (NEA)

1978 – Louie Kelcher (AP, NEA, PFWA)

Russ Washington, T, (NEA)

1979 – Dan Fouts (AP, PFWA, UPI, PFW)

John Jefferson (AP, NEA, PFWA, FD)

1980 – Fred Dean (AP, CPFN, FD, PFW)

John Jefferson (AP, NEA, PFWA, PFW, TSN, CPFN, FD)

Gary Johnson (AP, NEA, PFWA, TSN, PFW, FD)

Charlie Joiner (AP)

Kellen Winslow (AP, NEA, PFWA, PFW, TSN, CPFN, FD)

1981 – Gary Johnson (AP, PFWA, CPFN)

Kellen Winslow (AP, NEA, PFWA, TSN, PFW, CPFN)

1982 – W. Chandler (AP, NEA, PFWA, CPFN, FD)

Dan Fouts (AP, NEA, PFWA, CPFN)

Doug Wilkerson (AP, NEA, PFWA, FD)

K. Winslow (AP, NEA, PFWA, CPFN, FD)

1985 – Dan Fouts (NEA)

Lionel James (CPFN)

1989 – Gill Byrd (TSN)

Leslie O'Neal (FN)

Lee Williams (TSN)

1990 – Marion Butts (FD)

Gill Byrd (FD)

1991 – Junior Seau (NEA)

1992 – Junior Seau (AP, NEA, PFWA, CPFN, PFW, TSN, FD)

1993 – Junior Seau (AP, PFWA, FD, TSN)

1994 – John Carney (AP, CPFN, TSN, USAT)

Leslie O'Neal (FD)

J. Seau (AP, PFWA, CPFN, FD, PFW, TSN)

1995 – Darren Bennett (AP, PFWA, CPFN, FD, PFW, TSN, AFQ)

Dwayne Harper (SI)

J. Seau (PFWA, FD, PFW, TSN, USAT)

1996 – Junior Seau (AP, TSN)

1997 – Eric Metcalf (AP, CPFN)

1998 – Rodney Harrison (AP, SI, PFW, TSN, FD)

Junior Seau (AP, PFW, TSN, FD)

2000 – Junior Seau (AP)

2001 – Rodney Harrison (TSN)

Ronny Jenkins (CPFN)

2002 – Donnie Edwards (FD)

2003 – LaDainian Tomlinson (SI)

2004 – Donnie Edwards (CPFN, FD, SI)

Antonio Gates (AP, FD, PFW, TSN, SI)

Mike Scifres (SI)

LaDainian Tomlinson (AP, CPFN)

2005 – A. Gates (AP, PFWA, PFW, TSN, SI, USAT)

Mike Goff (SI)

Shawne Merriman (TSN, SI)

LaDainian Tomlinson (TSN)

Jamal Williams (AP, TSN)

2006 – Kris Dielman (ESPN.com)

A. Gates (AP, ESPN.com, PFWA, PFW, TSN, SI, USAT)

Mike Goff (SI)

Marcus McNeill (USAT)

Shawne Merriman (AP, ESPN.com, PFWA, PFW, TSN, SI, USAT)

Lorenzo Neal (AP, ESPN.com, USAT)

L. Tomlinson (AP, ESPN.com, PFWA, PFW, TSN, SI, USAT)

J. Williams (AP, PFWA, PFW, TSN, USAT)

2007 – A. Cromatie (AP, PFWA, PFW, USAT)

Shawne Merriman (USAT)

Lorenzo Neal (AP)

Kassim Osgood (PFWA, PFW)

L. Tomlinson (AP, PFWA, PFW, TSN, USAT)

2009 – Antonio Gates (SI)

Vincent Jackson (SI)

Nate Kaeding (AP, PFWA, PFW)

Kassim Osgood (PFWA, PFW)

2010 – Eric Weddle (AP, PFWA, PFW, TSN, SI)

2012 – Eric Weddle (CBS, PFWA, PFW)

2013 – Eric Weddle (SI)

2014 – Eric Weddle (AP, PFWA)

2015 – Danny Woodhead (PFJ)

ALL-NFL SECOND-TEAM SELECTIONS

1976 – Charlie Joiner (NEA)

1978 – John Jefferson (UPI)

1979 – John Jefferson (UPI)

1980 – Rolf Benirschke (AP)

Dan Fouts (AP)

Charlie Joiner (AP)

Louie Kelcher (AP)

Doug Wilkerson (UPI)

1981 – Louie Kelcher (AP)

1982 – Tim Fox (AP)

Gary Johnson (AP)

Chuck Muncie (UPI)

Russ Washington (AP)

1983 – Dan Fouts (UPI)

1985 – Wes Chandler (CPFN)

Dan Fouts (AP, UPI)

Lionel James (UPI)

Jim Lachey (UPI)

1986 – Lee Williams (UPI)

Billy Ray Smith (UPI)

1987 – Chip Banks (UPI)

Jim Lachey (AP)

Ralf Mojsiejenko (AP, NEA)

Billy Ray Smith (UPI)

Kellen Winslow (AP)

1988 – Lee Williams (UPI)

Ralf Mojsiejenko (UPI)

1989 – Anthony Miller (CPFN)

1989 – Leslie O'Neal (CPFN)

Lee Williams (AP, CPFN)

1990 – Marion Butts (AP, CPFN)

1991 – Junior Seau (CPFN)

1992 – Gill Byrd (AP, CPFN)

Anthony Miller (CPFN)

Leslie O'Neal (NEA, CPFN)

David Richards (NEA)

1993 – Junior Seau (CPFN)

1994 – John Carney (FD)

Continued next page

All-NFL Second-Team, cont.

1994 – Leslie O’Neal (AP, CPFN)
1995 – Dwayne Harper (FD)
Junior Seau (AP, CPFN)
1996 – Tony Martin (AP, FD)
Junior Seau (FD)
1999 – Darren Bennett (SI)
Junior Seau (AP, CPFN)
2001 – Marcellus Wiley (CPFN)
2002 – Donnie Edwards (AP)
LaDainian Tomlinson (AP, FD)
2003 – LaDainian Tomlinson (AP, FD)
2004 – Drew Brees (CPFN, FD and PFWF)
Donnie Edwards (AP)
Antonio Gates (CPFN)
Mike Goff (FD)
Jamal Williams (AP, FD)
2005 – Lorenzo Neal (AP)
LaDainian Tomlinson (AP)
2006 – Nate Kaeding (AP)
2007 – Shawne Merriman (AP)
2008 – Kris Dielman (AP)
2009 – Kris Dielman (AP)
Antonio Gates (AP)
2010 – Antonio Gates (AP)
Eric Weddle (AP)
2012 – Eric Weddle (AP)
2013 – Eric Weddle (AP)

ALL-AFC SELECTIONS

1970 – Walt Sweeney (AP)
1971 – Walt Sweeney (AP, UPI)
1973 – Walt Sweeney (TSN)
1974 – Russ Washington (AP)
1977 – Louie Kelcher (UPI)
1978 – Louie Kelcher (UPI)
1979 – Fred Dean (AP)
Dan Fouts (AP)
John Jefferson (AP)
Wilbur Young (UPI)
1980 – Fred Dean (PFW)
John Jefferson (UPI, PFW)
Gary Johnson (UPI, PFW)
Louie Kelcher (PFW)
Kellen Winslow (UPI, PFW)
1981 – James Brooks (CPFN)
Dan Fouts (CPFN)
Chuck Muncie (UPI, CPFN)
Doug Wilkerson (UPI)
Kellen Winslow (UPI, CPFN)
1982 – Rolf Benirschke (UPI)
Wes Chandler (UPI)
Dan Fouts (UPI)
Doug Wilkerson (UPI)
Kellen Winslow (UPI)
1984 – Earnest Jackson (PFW)
1985 – Lionel James (FN)
1987 – Lionel James (PFW)
Jim Lachey (UPI)
Ralf Mojsiejenko (UPI and FN)
Kellen Winslow (UPI and FN)
1989 – Anthony Miller (PFW)
Leslie O’Neal (UPI, PFW)
Lee Williams (UPI, PFW)
1990 – Marion Butts (UPI, FN)
Gill Byrd (FN)
1991 – Gill Byrd (FN, PFW)
Nate Lewis (PFW)
Junior Seau (FN)
1992 – Gill Byrd (UPI)
Anthony Miller (UPI)
Leslie O’Neal (UPI)
Junior Seau (UPI)
1993 – Anthony Miller (UPI, FN)
Junior Seau (UPI, FN)
1994 – John Carney (UPI, FN)
Andre Coleman (FN)
Darrien Gordon (FN)
Leslie O’Neal (UPI, FN)
Junior Seau (UPI, FN)
1995 – Darren Bennett (UPI, FN)
Junior Seau (UPI, FN)
1996 – Darrien Gordon (FN)
Tony Martin (FN)
Junior Seau (UPI, FN)
1998 – Rodney Harrison (PFW, FN)
Junior Seau (PFW, FN)
1999 – Darren Bennett (FN)

2001 – Rodney Harrison (PFW)
Marcellus Wiley (PFW)
2004 – Antonio Gates (PFW)
2005 – Antonio Gates (PFW)
Jamal Williams (PFW)
Hanik Milligan (PFW)
2006 – Antonio Gates (PFW, PFW)
Nate Kaeding (PFW, PFW)
Shawne Merriman (PFW, PFW)
Kassim Osgood (PFW, PFW)
LaDainian Tomlinson (PFW, PFW)
Jamal Williams (PFW, PFW)
2007 – Antonio Cromartie (PFW, PFW)
Antonio Gates (PFW, PFW)
Kassim Osgood (PFW, PFW)
LaDainian Tomlinson (PFW, PFW)
2013 – Ryan Mathews (PFW)
Eric Weddle (PFW)
2014 – Eric Weddle (PFW)

ALL-AFC WEST SELECTIONS

2013 – Keenan Allen (ESPN)
2013 – Nick Hardwick (ESPN)
2013 – Nick Novak (ESPN)
2013 – Eric Weddle (ESPN)

ALL-ROOKIE SELECTIONS

1974 – Don Woods (PFWA)
1975 – Gary Johnson (PFWA)
Louie Kelcher (PFWA)
1976 – Don Macek (PFWA)
1977 – Bob Rush (PFWA)
1978 – John Jefferson (PFWA)
1982 – Andre Young (PFWA)
1983 – Mike Green (PFWA)
Danny Walters (PFWA)
1985 – Gary Anderson (PFWA)
John Hendy (PFWA)
Jim Lachey (PFWA)
1986 – Leslie O’Neal (PFWA, UPI)
1988 – David Richards (UPI)
1989 – Burt Grossman (PFWA, UPI)
Courtney Hall (PFWA, UPI)
1990 – Leo Goetz (PFWA, UPI)
Junior Seau (UPI)
1991 – Eric Moten (PFWA)
Stanley Richard (PFWA)
1992 – Chris Miems (PFWA)
1993 – Darrien Gordon (PFWA)
1994 – Andre Coleman (PFWA, CPFN, FN, PFW)
1999 – Jason Perry (PFWA, PFW)
2001 – LaDainian Tomlinson (PFWA, PFW)
2003 – Jason Ball (PFWA, PFW)
Quentin Jammer (PFWA, PFW)
Ben Leber (PFWA, PFW)
2004 – Nate Kaeding (PFWA, PFW)
Shane Olivea (PFWA, PFW)
2005 – Luis Castillo (PFWA, PFW)
Shawne Merriman (PFWA, PFW)
2006 – Marcus McNeill (PFWA, PFW)
2007 – Brandon Siler (PFWA, PFW)
2009 – Louis Vasquez (PFWA, PFW)
2012 – Kendall Hayes (ESPN)
2013 – Keenan Allen (PFWA)
2013 – D.J. Fluker (PFWA)
2015 – Josh Lambo (PFJ, PFWA)

AFL ALL-STAR GAME

(starters in CAPS - year is year game played)
1962 – Earle Faison, DICK HARRIS, BILL HAD-
SON, EMIL KARAS, JACK KEMP, DAVE
KOCUREK, CHARLIE McNEIL, RON
MIX, DON NORTON, ERNIE WRIGHT,
George Blair
1963 – REG CAROLAN, Earle Faison, EMIL
KARAS, DAVE KOCUREK, ERNIE LADD,
Keith Lincoln, Paul Maguire, RON MIX,
Don Norton, Bob Zeman
1964 – LANCE ALWORTH, Earle Faison, EMIL
KARAS, ERNIE LADD, KEITH LINCOLN,
RON MIX, TOBIN ROTE, Chuck Allen,
Paul Lowe, Ernie Wright
1965 – CHUCK ALLEN, LANCE ALWORTH,
FRANK BUNCOM, Earle Faison, DAVE
KOCUREK, ERNIE LADD, KEITH LIN-
COLN, RON MIX, WALT SWEENEY,
John Hadl

1966 – Earle Faison, KENNY GRAHAM, JOHN
HADL, ERNIE LADD, PAUL LOWE, Lance
Alworth, Frank Buncom, Leslie “Speedy”
Duncan, Willie Frazier, Keith Lincoln, Ron
Mix, Walt Sweeney, Ernie Wright
1967 – LANCE ALWORTH, RON MIX, Leslie
“Speedy” Duncan, Willie Frazier, Jacque
MacKinnon, Walt Sweeney, Dick Van
Raaphorst
1968 – LANCE ALWORTH, FRANK BUNCOM,
LESLIE “SPEEDY” DUNCAN, KENNY GRA-
HAM, RON MIX, WALT SWEENEY, Willie
Frazier, Brad Hubbard, Dick Post, Rick
Redman
1969 – LANCE ALWORTH, KENNY GRAHAM,
JOHN HADL, JACQUE MACKINNON, RON
MIX, WALT SWEENEY, Gary Garrison
1970 – LANCE ALWORTH, STEVE DeLONG,
KENNY GRAHAM, JOHN HADL, DICK
POST, WALT SWEENEY

AFC-NFC PRO BOWL

(starters in CAPS - year is year game played)
1971 – WALT SWEENEY, Gary Garrison
1972 – WALT SWEENEY, Gary Garrison
1973 – GARY GARRISON, DEACON JONES, John
Hadl, Walt Sweeney
1975 – Russ Washington
1976 – Russ Washington
1977 – Charlie Joiner
1978 – Louie Kelcher, Russ Washington
1979 – LOUIE KELCHER, RUSS WASHINGTON,
John Jefferson
1980 – FRED DEAN, DAN FOUTS, JOHN JEFFER-
SON, RUSS WASHINGTON, Gary John-
son, Charlie Joiner, Ed White
1981 – FRED DEAN, KELLEN WINSLOW, LOUIE
KELCHER, JOHN JEFFERSON, GARY
JOHNSON, Dan Fouts, Charlie Joine,
Doug Wilkerson
1982 – KELLEN WINSLOW, DOUG WILKERSON,
GARY JOHNSON, Dan Fouts, Chuck Muncie
1983 – WES CHANDLER, DAN FOUTS, GARY
JOHNSON, DOUG WILKERSON, KELLEN
WINSLOW, Rolf Benirschke, Chuck Muncie
1984 – DAN FOUTS, Kellen Winslow, Wes Chandler
1985 – Earnest Jackson
1986 – DAN FOUTS, Wes Chandler
1987 – GARY ANDERSON
1988 – KELLEN WINSLOW, Jim Lachey, Ralf
Mojsiejenko
1989 – LEE WILLIAMS
1990 – LEE WILLIAMS, Anthony Miller, Leslie
O’Neal
1991 – MARION BUTTS, ANTHONY MILLER,
LESLIE O’NEAL
1992 – GILL BYRD, JUNIOR SEAU, Marion Butts
1993 – BILL BYRD, ANTHONY MILLER, LESLIE
O’NEAL, JUNIOR SEAU, Ronnie Harmon
1994 – ANTHONY MILLER, LESLIE O’NEAL,
JUNIOR SEAU
1995 – NATRONE MEANS, LESLIE O’NEAL,
JUNIOR SEAU, John Carney
1996 – JUNIOR SEAU, Darren Bennett, Leslie O’Neal
1997 – TONY MARTIN, JUNIOR SEAU
1998 – Eric Metcalf, Junior Seau
1999 – RODNEY HARRISON, JUNIOR SEAU
2000 – Junior Seau
2001 – JUNIOR SEAU, Darren Bennett
2002 – RODNEY HARRISON, MARCELLUS WILEY,
RYAN McNEIL, Junior Seau
2003 – Donnie Edwards, Junior Seau, LaDainian
Tomlinson
2005 – ANTONIO GATES, LaDAINIAN TOMLIN-
SON, Drew Brees
2006 – ANTONIO GATES, LORENZO NEAL,
JAMAL WILLIAMS, SHAWNE MERRI-
MAN, Hanik Milligan, LaDainian Tomlinson
2007 – MARCUS McNEILL, SHAWNE MER-
RIMAN, LORENZO NEAL, LaDAINIAN
TOMLINSON, JAMAL WILLIAMS, David
Binn, Antonio Gates, Nick Hardwick, Nate
Kaeding, Kassim Osgood, Philip Rivers*
2008 – ANTONIO GATES*, LORENZO NEAL,
LaDAINIAN TOMLINSON*, Antonio
Cromartie, Kris Dielman, Marcus McNeill,
Shawne Merriman, Philip Rivers*, Kassim
Osgood, Jamal Williams*

2009 — **KRIS DIELMAN**, Antonio Gates*
 2010 — **ANTONIO GATES**, Kris Dielman, Vincent Jackson, Nate Kaeding*, Kassim Osgood, Philip Rivers*
 2011 — **KRIS DIELMAN**, **ANTONIO GATES***, PHILIP RIVERS, Shaun Phillips
 2012 — **ANTONIO GATES**, ERIC WEDDLE, Vincent Jackson, Ryan Mathews, Philip Rivers
 2014 — **ERIC WEDDLE**, Philip Rivers
 2015 — **ERIC WEDDLE**, Darrell Stuckey
 2016 — **JASON VERRETT**
 *Selected, but did not play due to injury

PRO BOWL PLAYER OF GAME

1982 — Dan Fouts and John Jefferson

MOST PRO BOWLS PLAYED

12 — Junior Seau (1991-2002)
 6 — Dan Fouts (1980-84, 1986)
 Leslie O'Neal (1990-91, 1993-96)
 5 — Antonio Gates (2005-07, 2010, 2012)
 LaDainian Tomlinson (2003, 2005-08)
 Russ Washington (1975-76, 1979-80)
 Kellen Winslow (1981-84, 1988)
 4 — Kris Dielman (2008-11)
 Gary Johnson (1980-83)
 Anthony Miller (1990-91, 1993-94)
 3 — Wes Chandler (1983-84, 1986)
 Gary Garrison (1971-73)
 John Jefferson (1979-81)
 Charlie Joiner (1977, 1980-81)
 Louie Kelcher (1978-79, 1981)
 Shawne Merriman (2006-08)
 Lorenzo Neal (2006-08)
 Kassim Osgood (2007-08, 2010)
 Philip Rivers (2011-12, 2014)
 Walt Sweeney (1971-73)
 Eric Weddle (2012, 2014-15)
 Doug Wilkerson (1981-83)
 2 — Darren Bennett (1996, 2001)
 Marion Butts (1991-92)
 Gill Byrd (1992-93)
 Fred Dean (1980-81)
 Rodney Harrison (1999, 2002)
 Vincent Jackson (2010, 2012)
 Marcus McNeill (2007-08)
 Chuck Muncie (1982-83)
 Jamal Williams (2006-07)
 Lee Williams (1989-90)
 1 — Gary Anderson (1987)
 Rolf Benirschke (1983)
 David Binn (2007)
 Drew Brees (2005)
 John Carney (1995)
 Antonio Cromartie (2008)
 Donnie Edwards (2004)
 John Hadl (1973)
 Nick Hardwick (2007)
 Ronnie Harmon (1993)
 Earnest Jackson (1985)
 Deacon Jones (1973)
 Nate Kaeding (2007)
 Jim Lachey (1988)
 Tony Martin (1997)
 Ryan Mathews (2012)
 Ryan McNeill (2002)
 Natrone Means (1995)
 Eric Metcalf (1998)
 Hanik Milligan (2006)
 Ralf Mojsiejenko (1988)
 Shaun Phillips (2011)
 Darrell Stuckey (2015)
 Jason Verrett (2016)
 Ed White (1980)
 Marcellus Wiley (2002)

AFC OFFENSIVE PLAYER OF WEEK

1984 — Dan Fouts (Week 6)
 1985 — Lionel James (Weeks 3, 10)
 Dan Fouts (Week 9)
 1986 — Charlie Joiner (Week 5)
 1987 — Dan Fouts (Week 8)
 1988 — Gary Anderson (Week 11)
 1990 — Marion Butts (Week 13)
 1991 — Rod Bernstine (Week 16)

1992 — Rod Bernstine (Week 7)
 Stan Humphries (Week 8)
 1994 — Natrone Means (Week 6)
 Stan Humphries (Week 16)
 1995 — Tony Martin (Week 16)
 1996 — Stan Humphries (Week 4)
 1997 — Tony Martin (Week 5)
 Gary Brown (Week 6)
 2002 — LaDainian Tomlinson (Weeks 4, 13)
 2003 — LaDainian Tomlinson (Week 7)
 Doug Flutie (Week 10)
 2004 — Drew Brees (Week 8)
 2005 — LaDainian Tomlinson (Weeks 3, 6, 12)
 Drew Brees (Week 4)
 2006 — Philip Rivers (Week 6)
 LaDainian Tomlinson (Wks. 9, 11, 14, 15)
 2007 — Philip Rivers (Week 5)
 2008 — Philip Rivers (Week 14)
 2013 — Philip Rivers (Weeks 2, 4)
 2014 — Antonio Gates (Week 2)
 Philip Rivers (Week 16)

AFC DEFENSIVE PLAYER OF WEEK

1986 — Billy Ray Smith (Week 1)
 Jeff Dale (Week 10)
 1988 — Gill Byrd (Week 15)
 1989 — Gill Byrd (Week 3)
 Leslie O'Neal (Weeks 9, 16)
 1990 — Gill Byrd (Week 8)
 1991 — Billy Ray Smith (Week 12)
 1993 — Junior Seau (Week 3)
 Donald Frank (Week 9)
 1994 — Junior Seau (Week 1)
 1995 — Rodney Harrison (Week 2)
 Leslie O'Neal (Week 8)
 1996 — Junior Seau (Weeks 5, 10)
 1998 — Norman Hand (Week 7)
 1999 — Rodney Harrison (Week 5)
 2002 — Marcellus Wiley (Week 3)
 2004 — Drayton Florence (Week 13)
 Donnie Edwards (Week 14)
 2005 — Shawne Merriman (Week 15)
 2006 — Jamal Williams (Week 4)
 Shawne Merriman (Week 16)
 2007 — Antonio Cromartie (Week 10)
 Shawne Merriman (Week 13)
 Jyles Tucker (Week 17)
 2008 — Antonio Cromartie (Week 3)
 2010 — Shaun Phillips (Week 4)
 2011 — Antwan Barnes (Week 15)
 2012 — Donald Butler (Week 4)
 2014 — Corey Liuget (Week 3)

AFC SPECIAL TEAMS PLAYER OF WEEK

1993 — John Carney (Weeks 1, 3)
 1994 — John Carney (Week 4)
 Darrien Gordon (Week 13)
 Andre Coleman (Week 17)
 1995 — Andre Coleman (Week 3)
 1996 — John Carney (Weeks 1, 5)
 1997 — Eric Metcalf (Week 10)
 1998 — John Carney (Week 1)
 1999 — John Carney (Week 14)
 2000 — Ronney Jenkins (Week 2)
 John Carney (Week 13)
 2001 — Tim Dwight (Week 1)
 Wade Richey (Week 2)
 2007 — Mike Scifres (Week 8)
 Antonio Cromartie (Week 9)
 Darren Sproles (Week 10)
 2009 — Nate Kaeding (Week 17)
 2011 — Richard Goodman (Week 17)
 2012 — Micheal Spurlock (Week 16)
 2013 — Nick Novak (Weeks 6, 16)
 2014 — Nick Novak (Week 4)
 Mike Scifres (Week 11)

AFC OFFENSIVE PLAYER OF MONTH

1989 — Anthony Miller (November)
 1992 — Stan Humphries (October)
 1994 — Stan Humphries (September)
 Natrone Means (October)
 1995 — Tony Martin (December)
 2006 — LaDainian Tomlinson (November)
 2008 — Philip Rivers (December)
 2009 — Philip Rivers (December)

2010 — Philip Rivers (October)
 2014 — Philip Rivers (September)

AFC DEFENSIVE PLAYER OF MONTH

1992 — Chris Mims (November)
 Leslie O'Neal (December)
 2001 — Ryan McNeill (September)
 2002 — Junior Seau (September)
 2007 — Antonio Cromartie (December)

AFC SPECIAL TEAMS PLAYER OF MONTH

1993 — John Carney (September)
 1994 — John Carney (October)
 Andre Coleman (December)
 1995 — Andre Coleman (September)
 1996 — John Carney (September)
 1997 — Greg Davis (October)
 Eric Metcalf (November)
 2001 — Ronney Jenkins (October)
 2008 — Darren Sproles (September)

NFL OFFENSIVE ROOKIE OF MONTH

2006 — Marcus McNeill (September)

AFC OFFENSIVE ROOKIE OF MONTH

2001 — LaDainian Tomlinson (September)

AFC DEFENSIVE ROOKIE OF MONTH

1997 — Paul Bradford (November)

FED EX GROUND NFL PLAYER OF YEAR

2006 — LaDainian Tomlinson

FED EX AIR NFL PLAYER OF WEEK

2003 — Doug Flutie (Week 10)
 2004 — Drew Brees (Weeks 8, 9)
 2005 — Drew Brees (Week 11)
 2006 — Philip Rivers (Week 6)
 2007 — Philip Rivers (Week 5)
 2008 — Philip Rivers (Weeks 3, 6)
 2013 — Philip Rivers (Week 12)
 2014 — Philip Rivers (Weeks 2, 4, 16)
 2015 — Philip Rivers (Weeks 1, 4, 6)

FED EX GROUND NFL PLAYER OF WEEK

2003 — LaDainian Tomlinson (Week 10)
 2004 — LaDainian Tomlinson (Week 14)
 2005 — LaDainian Tomlinson (Weeks 3, 4, 6, 9, 12)
 2006 — LaDainian Tomlinson (Weeks 1, 6, 9, 10, 11, 13, 14, 15)
 2007 — LaDainian Tomlinson (Week 13)
 Michael Turner (Week 5)
 2008 — LaDainian Tomlinson (Week 16)

GMC DEFENSIVE PLAYER OF WEEK

2007 — Antonio Cromartie (Week 10)

GMC NEVER SAY NEVER MOMENT OF THE WEEK

2014 — Team Award (Week 16)

PEPS NEXT NFL ROOKIE OF WEEK

2013 — Keenan Allen (Weeks 6, 12, 15, 17)
 D.J. Fluker (Week 7)
 2014 — Brandon Oliver (Weeks 5, 6)

SAN DIEGO CHARGERS HONORS

CHARGERS RETIRED NUMBERS

1988 – Dan Fouts (number 14)
2005 – Lance Alworth (number 19)
2012 – Junior Seau (number 55)
2015 – LaDainian Tomlinson (number 21)

CHARGERS HALL OF FAME

1976 – Frank Buncom,* LB, 1962-67
Emil Karas,* LB, 1960-64, 66
Bob Laraba,* LB, 1960-61
Jacque MacKinnon,* TE, 1961-69
1977 – Lance Alworth, WR, 1962-70
1978 – Ron Mix, T, 1960-69
1979 – Paul Lowe, RB, 1960-68
1980 – Barron Hilton, Majority Owner, 1960-66
Keith Lincoln, RB, 1961-66, 1968
1981 – Ernie Ladd, DT, 1961-65
Walt Sweeney, G, 1963-73
1983 – John Hadl, QB, 1962-72
1984 – Chuck Allen, LB, 1961-69
1985 – Gary Garrison, WR, 1966-76
Sid Gillman, Head Coach, 1960-69, 1971
1986 – Earle Faison, DE, 1961-66
1993 – Dan Fouts, QB, 1973-87
Charlie Joiner, WR, 1976-86
1994 – Don Coryell, Head Coach, 1978-86
1995 – Leslie "Speedy" Duncan, CB, 1964-70
1995 – Kellen Winslow, TE, 1979-87
1995 – Russ Washington, T, 1968-82
1996 – George Pernicano, Minority Owner, 1961-present
1997 – Rolf Benirschke, K, 1977-86
1998 – Gill Byrd, CB, 1983-92
1999 – Gary "Big Hands" Johnson, DL, 1975-84
2000 – Doug Wilkerson, OL, 1971-84
2001 – Wes Chandler, WR, 1981-87
2002 – Stan Humphries, QB, 1992-97
Bobby Ross, Head Coach, 1992-96
2003 – Louie Kelcher, DT, 1975-83
2004 – Don Macek, C, 1976-89
Ed White, G, 1978-85
2008 – Fred Dean, DE, 1975-81
2011 – Junior Seau, LB, 1990-02
2012 – Darren Bennett, P, 1995-03
2014 – Leslie O'Neal, DE, 1986, 1988-95
2015 – LaDainian Tomlinson, RB, 2001-09
*Honorary Members (Inducted posthumously)

CHARGERS MOST VALUABLE PLAYER

1961 – Earle Faison
1962 – Ron Mix
1963 – Tobin Rote
1964 – Keith Lincoln
1965 – Lance Alworth
1966 – Lance Alworth
1967 – John Hadl
1968 – John Hadl
1969 – Steve DeLong
1970 – Gary Garrison
1971 – John Hadl
1972 – Cid Edwards
1973 – Russ Washington
1974 – Don Woods
1975 – Pat Curran
1976 – Charlie Joiner
1977 – Louie Kelcher
1978 – John Jefferson
1979 – Dan Fouts
1980 – John Jefferson
1981 – Dan Fouts
1982 – Dan Fouts
1983 – Charlie Joiner
1984 – Earnest Jackson
1985 – Lionel James
1986 – Gary Anderson
1987 – Billy Ray Smith
1988 – Gary Anderson
1989 – Anthony Miller
1990 – Marion Butts
1991 – Ronnie Harmon
1992 – Ronnie Harmon
1993 – Leslie O'Neal, Junior Seau

1994 – Natrone Means
1995 – Dwayne Harper, Leslie O'Neal
1996 – Tony Martin
1997 – Junior Seau
1998 – Junior Seau
1999 – Junior Seau
2000 – Junior Seau
2001 – Junior Seau
2002 – LaDainian Tomlinson
2003 – LaDainian Tomlinson
2004 – Drew Brees
2005 – LaDainian Tomlinson
2006 – LaDainian Tomlinson
2007 – LaDainian Tomlinson
2008 – Philip Rivers, Jamal Williams
2009 – Philip Rivers
2010 – Philip Rivers
2011 – Philip Rivers
2012 – Eric Weddle
2013 – Philip Rivers
2014 – Philip Rivers
2015 – Philip Rivers

CHARGERS LINEMAN OF YEAR

1971 – Walt Sweeney
1972 – Deacon Jones
1973 – Russ Washington
1974 – Doug Wilkerson
1975 – Doug Wilkerson
1976 – Doug Wilkerson
1977 – Doug Wilkerson
1978 – Fred Dean
1979 – Wilbur Young
1980 – Gary "Big Hands" Johnson
1981 – Doug Wilkerson
1982 – Doug Wilkerson
1983 – Ed White
1984 – Ed White, Doug Wilkerson
1985 – Ed White
1986 – Jim Lachey
1987 – Jim Lachey
1988 – Lee Williams
1989 – Leslie O'Neal, Lee Williams
1990 – Lee Williams
1991 – Courtney Hall, Harry Swayne
1992 – Leslie O'Neal
1993 – Courtney Hall
1994 – Leslie O'Neal
1995 – Shawn Lee
1996 – Eric Moten
1997 – Raleigh McKenzie, John Parrella
1998 – Norman Hand
1999 – Norman Hand, Raylee Johnson
2000 – John Parrella
2001 – Raylee Johnson
2002 – Jason Ball
2003 – Cory Raymer, DeQuincy Scott
2004 – Jamal Williams
2005 – Jamal Williams
2006 – Kris Dielman, Marcus McNeill, Jamal Williams
2007 – Kris Dielman
2008 – Jamal Williams
2009 – Marcus McNeill
2010 – Kris Dielman, Antonio Garay
2011 – Nick Hardwick
2012 – Nick Hardwick
2013 – Nick Hardwick
2014 – King Dunlap
2015 – Joe Barksdale

CHARGERS MOST INSPIRATIONAL PLAYER

(Emil Karas Memorial Award)
1975 – Pat Curran
1976 – Tom Graham
1977 – Pat Curran
1978 – Hank Bauer
1979 – Glen Edwards
1980 – Rolf Benirschke, Glen Edwards, Charlie Joiner
1981 – Charlie Joiner
1982 – Charlie Joiner
1983 – Charlie Joiner

1984 – Charlie Joiner
1985 – Charlie Joiner
1986 – Charlie Joiner
1987 – Woodrow Lowe
1988 – Gill Byrd
1989 – Gill Byrd
1990 – Gill Byrd
1991 – Gill Byrd
1992 – Gill Byrd
1993 – Gill Byrd
1994 – Eric Bieniemy, Eric Moten
1995 – Eric Moten
1996 – Kevin Ross
1997 – Junior Seau
1998 – Charles Dimry
1999 – Charles Dimry
2000 – John Parrella
2001 – John Parrella
2002 – Junior Seau
2003 – Doug Flutie, LaDainian Tomlinson
2004 – Drew Brees
2005 – Randall Godfrey
2006 – Randall Godfrey
2007 – Carlos Polk, Philip Rivers
2008 – Quentin Jammer
2009 – Stephen Cooper
2010 – Stephen Cooper, Nick Hardwick
2011 – Takeo Spikes
2012 – Takeo Spikes
2013 – D.J. Fluker, Nick Hardwick, Jarret Johnson
2014 – Malcom Floyd, Jarret Johnson
2015 – Malcom Floyd

CHARGERS DEFENSIVE PLAYER OF YEAR

(David Griggs Memorial Award)
1996 – Rodney Harrison
1997 – Rodney Harrison
1998 – Junior Seau
1999 – Junior Seau
2000 – Rodney Harrison
2001 – Rodney Harrison, Ryan McNeil
2002 – Donnie Edwards
2003 – Donnie Edwards
2004 – Jamal Williams
2005 – Jamal Williams
2006 – Shawne Merriman
2007 – Antonio Cromartie
2008 – Jamal Williams
2009 – Quentin Jammer, Shaun Phillips
2010 – Shaun Phillips
2011 – Eric Weddle
2012 – Corey Liuget
2013 – Eric Weddle
2014 – Eric Weddle
2015 – Jason Verrett

CHARGERS OFFENSIVE PLAYER OF YEAR

(Rodney Culver Memorial Award)
1996 – Tony Martin
1997 – Gary Brown
1998 – Natrone Means
1999 – Jeff Graham
2000 – Freddie Jones
2001 – LaDainian Tomlinson
2002 – LaDainian Tomlinson
2003 – LaDainian Tomlinson
2004 – Antonio Gates
2005 – Antonio Gates, LaDainian Tomlinson
2006 – Philip Rivers
2007 – LaDainian Tomlinson
2008 – Philip Rivers
2009 – Antonio Gates, Vincent Jackson
2010 – Mike Tolbert
2011 – Ryan Mathews
2012 – Malcom Floyd
2013 – Ryan Mathews
2014 – Antonio Gates
2015 – Keenan Allen

CHARGERS SPECIAL TEAMS PLAYER OF YEAR

1978 – Artie Owens, Pete Shaw
1979 – Pete Shaw
1980 – Hank Bauer

1981 – Hank Bauer
 1982 – Ray Preston
 1983 – Derrie Nelson
 1984 – Vince Osby
 1985 – Derrie Nelson
 1986 – Ty Allert
 1987 – Daniel Hunter
 1988 – Randy Kirk
 1989 – Ken Woodard
 1990 – John Carney
 1991 – Darren Carrington
 1992 – Darren Carrington
 1993 – Lew Bush
 1994 – Andre Coleman
 1995 – Andre Coleman
 1996 – Mark Montreuil
 1997 – Eric Metcalf
 1998 – Steve Tovar
 1999 – Fred McCrary
 2000 – Darren Bennett
 2001 – Ronney Jenkins
 2002 – Carlos Polk
 2003 – Leon Johnson, Carlos Polk
 2004 – Mike Scifres
 2005 – Kassim Osgood
 2006 – Kassim Osgood
 2007 – Kassim Osgood
 2008 – Darren Sproles
 2009 – Kassim Osgood
 2010 – Jacob Hester
 2011 – Mike Tolbert
 2012 – Mike Scifres
 2013 – Darrell Stuckey
 2014 – Seyi Ajirrotutu
 2015 – Darrell Stuckey

CAPTAINS

1961 – Jack Kemp, Bill Hudson
 1962 – Dave Kocourek, Chuck Allen
 1963 – Ron Mix, Emil Karas
 1964 – Tobin Rote, Earle Faison
 1965 – John Hadl, Chuck Allen
 1966 – John Hadl, Chuck Allen
 1967 – John Hadl, Sam Gruneisen, Chuck Allen, Frank Buncom
 1968 – John Hadl, Sam Gruneisen, Chuck Allen, Frank Buncom
 1969 – John Hadl, Ron Mix, Chuck Allen, Rick Redman
 1970 – John Hadl, Sam Gruneisen, Kenny Graham, Rick Redman
 1971 – John Hadl, Pettis Norman, Rick Redman, Pete Barnes
 1972 – John Hadl, Sam Gruneisen, Deacon Jones
 1973 – John Unitas, Deacon Jones
 1974 – Russ Washington, Coy Bacon, Dave Rowe
 1975 – Russ Washington, Chris Fletcher
 1976 – Russ Washington, Chris Fletcher
 1977 – James Harris, Louie Kelcher, Ray Preston
 1978 – Russ Washington, Louie Kelcher
 1979 – Russ Washington, Louie Kelcher
 1980 – Woodrow Lowe, Doug Wilkerson, Ed White, Louie Kelcher
 1981 – Woodrow Lowe, Doug Wilkerson, Ed White, Louie Kelcher
 1982 – Woodrow Lowe, Doug Wilkerson, Ed White, Hank Bauer
 1983 – Woodrow Lowe, Doug Wilkerson, Ed White, Ray Preston
 1984 – Woodrow Lowe, Doug Wilkerson, Charlie Joiner, Ray Preston
 1985 – Woodrow Lowe, Billy Ray Smith, Ed White, Charlie Joiner
 1986 – Woodrow Lowe, Charlie Joiner
 1987 – Dan Fouts, Don Macek, Billy Ray Smith, Lee Williams
 1988 – Billy Ray Smith, Dennis McKnight, Lee Williams, Don Macek
 1989 – Billy Ray Smith, Leslie O'Neal, Anthony Miller, Lee Williams
 1990 – Martin Bayless, Richard Brown, Broderick Thompson
 91-93 – Alternated each game
 1994 – Stan Brock, Courtney Hall, Leslie O'Neal, Junior Seu
 1995 – Stan Brock, Courtney Hall, Leslie O'Neal, Junior Seu

al, Junior Seu
 1996 – Tony Martin, Eric Moten, Kevin Ross, Junior Seu
 97-02 – Alternated each game
 2003 – Drew Brees, Donnie Edwards, Carlos Polk, LaDainian Tomlinson
 2004 – Donnie Edwards, Carlos Polk, LaDainian Tomlinson, Jamal Williams
 2005 – Drew Brees, Steve Foley, Hanik Milligan, Kassim Osgood, LaDainian Tomlinson, Jamal Williams
 2006 – Randall Godfrey, Kassim Osgood, Philip Rivers, LaDainian Tomlinson
 2007 – Shawne Merriman, Kassim Osgood, Philip Rivers, LaDainian Tomlinson, Jamal Williams
 2008 – Philip Rivers, LaDainian Tomlinson, Jamal Williams, Clinton Hart, Kassim Osgood
 2009 – Philip Rivers, LaDainian Tomlinson, Stephen Cooper, Jamal Williams, Kassim Osgood
 2010 – Philip Rivers, Nick Hardwick, Antonio Gates, Stephen Cooper, Quentin Jammer, Darren Sproles, David Binn
 2011 – Philip Rivers, Nick Hardwick, Takeo Spikes, Eric Weddle, Jacob Hester
 2012 – Philip Rivers, Nick Hardwick, Antonio Gates, Takeo Spikes, Eric Weddle, Darrell Stuckey
 2013 – Philip Rivers, Nick Hardwick, Eric Weddle, Donald Butler, Darrell Stuckey
 2014 – Philip Rivers, Nick Hardwick, Antonio Gates, Jarret Johnson, Eric Weddle and Darrell Stuckey. One additional team captain also was selected each week by the coaching staff.
 2015 – Philip Rivers, Antonio Gates, Corey Luiget, Eric Weddle and Darrell Stuckey. One additional team captain also was selected each week by the coaching staff.

2004 ALUMNI PLAYER OF WEEK

Wk 1 – Drew Brees
 Wk 2 – Stephen Cooper
 Wk 3 – Jamal Williams
 Wk 4 – Reche Caldwell
 Wk 5 – Jesse Chatman
 Wk 6 – Eric Parker
 Wk 7 – Terrence Kiel
 Wk 8 – Ben Leber
 Wk 9 – Antonio Gates
 Wk 10 – LaDainian Tomlinson
 Wk 11 – Offensive Line
 Wk 12 – Donnie Edwards
 Wk 13 – Mike Scifres
 Wk 14 – Lorenzo Neal
 Wk 15 – Steve Foley
 Wk 16 – Doug Flutie

2005 ALUMNI PLAYER OF WEEK

Wk 1 – Kassim Osgood
 Wk 2 – Randall Godfrey
 Wk 3 – LaDainian Tomlinson
 Wk 4 – Drew Brees
 Wk 5 – Donnie Edwards
 Wk 6 – Roman Oben
 Wk 7 – Jamar Fletcher
 Wk 8 – Antonio Gates
 Wk 9 – Shaun Phillips
 Wk 10 – Keenan McCardell
 Wk 11 – Eric Parker
 Wk 12 – Clinton Hart
 Wk 13 – Jamal Williams
 Wk 14 – Nate Kaeding
 Wk 15 – Luis Castillo

2006 ALUMNI PLAYER OF WEEK

Wk 1 – Shawne Merriman
 Wk 2 – Philip Rivers
 Wk 3 – Jamal Williams
 Wk 4 – Eric Parker
 Wk 5 – LaDainian Tomlinson
 Wk 6 – Nate Kaeding
 Wk 7 – Marlon McCree

Wk 8 – Randall Godfrey
 Wk 9 – Malcom Floyd
 Wk 10 – Offensive Line
 Wk 11 – Quentin Jammer
 Wk 12 – Lorenzo Neal
 Wk 13 – Antonio Gates
 Wk 14 – Vincent Jackson
 Wk 15 – Jacques Cesaire
 Wk 16 – Shaun Phillips

2007 ALUMNI PLAYERS OF MONTH

Sept. – Antonio Gates, Jamal Williams, Carlos Polk
 Oct. – LaDainian Tomlinson, Stephen Cooper, Kassim Osgood
 Nov. – Kris Dielman, Antonio Cromartie, Mike Scifres
 Dec. – Chris Chambers, Clinton Hart, Brandon Siler
 Jan. – Philip Rivers, Quentin Jammer, Mike Scifres

2008 ALUMNI PLAYERS OF MONTH

Sept. – Philip Rivers, Quentin Jammer, Darren Sproles
 Oct. – Vincent Jackson, Jamal Williams, Kassim Osgood
 Nov. – Malcom Floyd, Stephen Cooper, Brandon Siler
 Dec. – Antonio Gates, Brandon Manumaleua, Shaun Phillips, Antwan Applewhite

CHRONOLOGY

1959

- Aug. 14—First meeting of proposed football league held in Chicago with representatives of six teams, including Los Angeles entry headed by Barron Hilton.
- Aug. 22—Second meeting of proposed football league is held in Dallas with announcement that league will be known as "American Football League."
- Oct. 14—Frank Leahy, former Notre Dame football coach, is named general manager of Los Angeles team.
- Oct. 28—Gerald Courtney of Hollywood wins trip to Mexico City and Acapulco for submitting "Chargers" in name-the-team contest. organization liked name, Chargers, because "Charge" is what fans yelled at USC games in Coliseum.

1960

- Jan. 7—Sid Gillman signs three-year contract as Chargers' first head coach.
- March 20—Owner Barron Hilton unveils Chargers uniforms at cocktail party at his Santa Monica residence. Uniforms are blue and gold with lightning bolts on sides of helmets and trousers. Jack Kemp and Ron Mix model uniforms. Hilton chose lightning bolts because he associated "Charge" of lightning with lightning bolt. He also liked bolts that were on helmets of Air Force Academy football team, but wanted something slightly different, so he had "Chargers Bolt" designed to be different and placed them on uniforms.
- April 9-12—A total of 207 candidates is reduced to three who are invited back to summer training camp after four-day tryout camp in Burbank.
- July 1—General manager Frank Leahy resigns because of poor health.
- July 8—Chargers open training camp at Chapman College in Orange, Calif.
- July 9—Sid Gillman assumes dual role of coach and general manager.
- Aug. 6—Paul Lowe returns opening kick 105 yards for TD as Chargers defeat NY Titans, 27-7, before 27,778 in LA Coliseum in first preseason game.
- Sept. 10—Chargers overcome 20-7 deficit in 4Q to defeat Dallas, 21-20, before 17,724 at Coliseum in first-ever AFL game.
- Dec. 10—Chargers top Denver 41-33 at Coliseum to clinch AFL Western Division title.
- Dec. 23—Hilton will accept invitation to visit SD for possible move from LA.

1961

- Jan. 1—32,183 in Houston's Jeppesen Stadium and national-TV audience on ABC see Oilers defeat Chargers, 24-16, for AFL Championship.
- Jan. 6—Civic leaders form Greater San Diego Sports Association to attract major-league sports following Hilton's visit to San Diego.
- Feb. 10—AFL gives Hilton formal approval to move Chargers to San Diego.
- May 1—Workers begin enlarging Chargers future home, Balboa Stadium, which will add upper deck and increase capacity from 23,000 to 34,000.
- July 22—Chargers open training camp at University of San Diego.
- Aug. 6—Chargers defeat Houston, 27-14, on 93-degree day before 12,304 in first preseason game at Balboa Stadium.
- Nov. 19—Chargers defeat Dallas, 24-14, and clinch AFL West. Charlie McNeil records club's 43rd pass interception, professional record.
- Dec. 17—Against Boston at Balboa Stadium, Dick Harris intercepts Babe Parilli pass, Chargers' 49th interception of season, new professional record.
- Dec. 24—Houston defeats Chargers, 10-3, before 29,556 in Balboa Stadium to win second AFL championship.

1962

- Jan. 7—West defeats East, 47-27, in Balboa Stadium in first AFL All-Star Game, which features 11 Chargers players and coaches.
- Sept. 16—Keith Lincoln's 103 yard kickoff return vs. the New York Titans is the first regular-season kickoff return touchdown in team history.

1963

- Jan. 13—Earle Faison is named Outstanding Defensive Player as West defeats East, 21-14, in AFL All-Star game before 27,641 at Balboa Stadium.
- April 30—Barron Hilton and father, Conrad, sell one-third of their interest in Chargers to San Diego businessmen John Mabee, George Pernicano, Kenneth Swanson and James Copley, and Los Angeles businessman M.L. Bengston.
- July 10—Chargers open training camp at Rough Acres Ranch near Boulevard, hamlet of 100 persons in mountains 60 miles east of San Diego.
- Nov. 23-24—AFL postpones games following Nov. 22 assassination of JFK.
- Oct. 20—Lance Alworth has career-high 232 yards receiving and two touchdowns in 38-17 win over Kansas City.
- Dec. 22—Eight Chargers score and Paul Lowe rushes for 183 yards and two TDs as Chargers clinch AFL West title with 58-20 victory over Denver.

1964

- Jan. 5—Keith Lincoln totals 349 yards of offense as Chargers win AFL Championship, defeating Boston 51-10 before 30,127 in Balboa Stadium.
- Jan. 19—Lincoln named MVP after gaining 121 yards as West defeats East, 27-14, before 20,016 in AFL All-Star game at Balboa Stadium.
- Jan. 29—AFL signs five-year deal with NBC, starting in 1965, for \$36 million.
- July 15—Chargers open training camp at Travelodge in Escondido.
- Oct. 3—Chargers and NY Jets tie, 17-17, before AFL-record crowd of 50,222, including 46,828 paid, in New York's Shea Stadium.

- Nov. 26—Balboa Stadium record crowd (34,865) sees Buffalo defeat Chargers, 27-24, on Thanksgiving Day.
- Dec. 6—Chargers clinch fourth AFL West title in five years, defeating NY Jets, 38-3, before 25,753 at Balboa Stadium.
- Dec. 26—With Lance Alworth out (knee) and Keith Lincoln sidelined by a rib fracture, Buffalo beats Chargers, 20-7, for AFL Championship.

1965

- Jan. 16—Keith Lincoln runs 80 yards for TD as West defeats East 38-14 in AFL All-Star game at Houston's Jeppesen Stadium. Game, originally moved from San Diego to New Orleans, was switched to Houston on one day's notice after black players experienced mistreatment in New Orleans.
- April 27—San Diego City Council endorses construction of multipurpose stadium in Mission Valley, dropping idea of floating stadium in Mission Bay.
- May 17—SDCC approves expenditure of \$750,000 for architectural and engineering drawings of 50,000-seat stadium at SW corner of Friars Road and Murphy Canyon Road in Mission Valley.
- Nov. 2—Construction of \$27 million stadium is authorized by 73 percent "yes" vote by San Diego citizens.
- Dec. 12—San Diego wins fifth AFL West title in six years, defeating Houston, 37-26.
- Dec. 23—Paul Lowe and Lance Alworth finish 1-2 in player voting for AFL Player of the Year honors.
- Dec. 24—Groundbreaking ceremonies conducted for San Diego Stadium.
- Dec. 26—Buffalo defeats Chargers, 23-0, before 30,361 in Balboa Stadium for AFL Championship. New "Charger," introduced by Chrysler at halftime.

1966

- Jan. 15—AFL All-Stars beat Buffalo, 30-19, before 35,572 in Houston's Rice Stadium. Lance Alworth catches two TDs and Frank Buncom named Defensive POG.
- June 8—AFL and NFL announce plans to merge in 1970. Chargers and LA Rams plan to play three preseason games in SD Stadium beginning in 1967.
- Aug. 25—Eugene V. Klein of Beverly Hills heads group of 21 executives who purchase Chargers for \$10 million, record price in professional football.

1967

- Aug. 20—San Diego Stadium is dedicated before 45,988. Detroit defeats Chargers, 38-17, in SD's first meeting with NFL team.
- Oct. 15—Leslie "Speedy" Duncan has AFL-record 100-yard INT ret for TD and 35-yard FR for another TD, as Chargers defeat K.C., 45-31, in game that features 897 yards of total offense and 622 yards in returns.
- Dec. 3—Chargers face Oakland before 52,661, first sellout in SD Stadium history, as 2,018 persons watch game on closed-circuit TV at SD Sports Arena.

1968

- Aug. 3—Chargers score first victory over NFL team, defeating S.F., 30-18, in preseason game at SD Stadium.
- Nov. 24—"Speedy" Duncan sets AFL-record with 95-yard PR for TD vs. N.Y. Jets at SD Stadium.

1969

- Sept. 28—Chargers defeat defending SB Champion NY Jets before record crowd of 54,042 at SD Stadium.
- Nov. 14—Offensive backfield coach Charlie Waller is named head coach following resignation of Sid Gillman, who is suffering from stomach ulcer and chest hernia. Gillman remains with team as general manager.
- Dec. 14—Lance Alworth sets professional record with catch in 96th consecutive game. Chargers defeat Buffalo, 45-6.

1970

- Jan. 17—John Hadl leads West to 26-3 victory in final AFL All-Star game at Houston Astrodome.
- Sept. 27—Smoke and ash from huge fire in SD's east county darken skies over SD Stadium as Hadl hurls TD passes of 65 yards to Jeff Queen and 37 yards to Alworth in final 5-18 to salvage 27-27 tie with Oakland.
- Dec. 30—Gillman returns as head coach and Waller becomes offense coach in staff reorganization announced by President Gene Klein.

1971

- Feb. 13—Harland Svare is named general manager.
- May 19—Chargers trade Lance Alworth to Dallas for tight end Pettis Norman, tackle Tony Liscio and defensive tackle Ron East.
- Nov. 15—Dennis ParTEE's 45-yard FG at 0:00 lifts Chargers to 20-17 MNF victory over St. Louis.
- Nov. 22—After 34-33 loss at Oakland leaves San Diego 4-6, Gillman resigns and is replaced on interim basis by Harland Svare.
- Dec. 19—Svare is named head coach during press conference in Houston.

1972

- Jan. 18—Hadl is named NFL "Man of Year" as top citizen-athlete of 1971; \$25,000 scholarship fund in Hadl's name will benefit San Diego students.
- March 28—Alworth inducted into San Diego Hall of Fame at Hall of Champions.

Sept. 5—Chargers trade DT George Wright to Cleveland. In 221-day period GM-Head Coach Harland Svare consummates NFL-record 21 trades.

1973

Jan. 22—Chargers obtain quarterback Johnny Unitas from Baltimore.
Sept. 30—Unitas completes 30-yard pass to Mike Garrett vs. Cincinnati and becomes first quarterback to pass for more than 40,000 yards.
Nov. 5—Svare resigns as head coach but remains general manager. Ron Waller is named interim head coach.

1974

Jan. 8—Klein names Tommy Prothro head coach of Chargers.
Jan. 29—Prothro trades Walt Sweney, former all-pro guard who played in 154 consecutive games for San Diego to Washington for draft choice.
Dec. 15—Don Woods sets team and NFL rookie season record with 1,162 yards. Chargers 17-0 victory over Denver is first shutout in 105 games.

1975

Jan. 2—Don Woods named NFL Rookie of Year.
March 10—Tackle Ron Mix is inducted into SD Hall of Fame.
Dec. 7—Chargers defeat Kansas City, 28-20, to end 11-game losing streak.

1976

Jan. 20—Harland Svare resigns as general manager.
Feb. 16—John Sanders is named team's new general manager.
July 5—UC-San Diego becomes sixth training camp base in club history.
Aug. 15—St. Louis defeats Chargers, 20-10, in Tokyo's Korakuen Stadium.
Aug. 21—Chargers complete international trip with 17-16 loss to San Francisco in Honolulu.
Sept. 28—Chargers score 27 points in 2Q and demolish St. Louis, 43-24, for 3-0 start, best since 1968.
Oct. 17—Chargers celebrate alumni weekend in San Diego with 30-27 win over Houston. Late Frank Buncom, Bob Laraba, Emil Karas and Jacque MacKinnon are made honorary members of new Chargers Hall of Fame.

1977

Oct. 30—Rolf Benirschke PAT at 0:00 following James Harris' five-yard TD run on fourth down, gives Chargers 14-13 win at Miami.
Nov. 13—Lance Alworth becomes first member of Chargers Hall of Fame during induction at halftime of Chargers' game against Denver.
Nov. 20—With QBs James Harris and Bill Munson injured, and Dan Fouts not with team, rookie QB Cliff Olander leads Chargers to 12-7 win over defending Super Bowl Champion Oakland before 50,887 in San Diego.

1978

Jan. 23—Alworth becomes first AFL player named to Pro Football Hall of Fame. It is announced at halftime of AFC-NFC Pro Bowl in Tampa.
Sept. 25—Don Coryell is named sixth head coach of Chargers by Gene Klein after Tommy Prothro resigns.
Oct. 8—Chargers defeat Denver, 23-0, for Coryell's first win.
Nov. 5—Ron Mix is inducted into Chargers Hall of Fame.
Nov. 12—Dan Fouts' 14-yard pass to John Jefferson with no time remaining gives Chargers 29-23 OT win against Kansas City.

1979

Jan. 29—Ron Mix becomes second AFL player and Charger named to Pro Football Hall of Fame. Announcement is made at halftime of Pro Bowl.
May 3—Chargers trade 20th and 47th picks in '79 NFL Draft to Cleveland for 13th choice and use pick to choose tight end Kellen Winslow.
Oct. 21—Dan Fouts passes for 326 yards in 40-16 victory at Los Angeles, his third-consecutive 300-yard passing, tying NFL record.
Oct. 25—Fouts sets NFL record with fourth-consecutive 300-yard game, throwing for 303 yards at Oakland.
Nov. 18—Paul Lowe is inducted into Chargers Hall of Fame.
Dec. 11—Chargers clinch first playoff berth in 14 years, scoring all their points in first half of 35-0 victory at New Orleans.
Dec. 17—Chargers defeat Denver to clinch first division title since 1965 in game played before 51,910 in SD Stadium and national-TV audience on ABC's Monday Night Football.

1980

Jan. 14—General Manager John Sanders is named NFL Executive of Year in balloting of other NFL executives conducted by Sporting News.
Jan. 27—Coryell and his staff, along with Russ Washington, Dan Fouts, Gary Johnson, Fred Dean, John Jefferson, Charlie Joiner and Ed White represent Chargers on AFC squad in Pro Bowl at Honolulu's Aloha Stadium.
Sept. 14—Fouts' 24-yard TD pass to John Jefferson in OT gives Chargers 30-24 victory over Oakland before 51,943 at San Diego Stadium.
Sept. 28—Chargers defeat Kansas City, 24-7, at Arrowhead Stadium to improve to 4-0 in AFC West play, their best division start since 1966.
Oct. 19—Fouts passes for club-record 444 yards in 44-7 win over NY Giants for most one-sided win since 1969.
Nov. 30—Keith Lincoln and Barron Hilton are inducted into Chargers Hall of Fame.
Dec. 22—On MNF before 51,785 at SD Stadium, Kellen Winslow catches 10 passes for 171 yards as Chargers clinch second-straight AFC West title by defeating Pittsburgh, 26-17. San Diego Mayor Pete Wilson announces stadium will be renamed San Diego Jack Murphy Stadium in honor of Jack Murphy, late sports editor of San Diego Union.

1981

Feb. 1—For first time in Pro Bowl history, three defensive linemen from same team (Gary Johnson, Louie Kelcher & Fred Dean) all start.
Sept. 7—Dan Fouts (330 yards and three TDs), Chuck Muncie (161 rush yards) and Charlie Joiner (six catches, 191 yards) lead Chargers in 44-14 rout before 78,904 fans in MNF season-opener in Cleveland.
Nov. 22—Fouts passes for six TDs, including four to Kellen Winslow, who also catches fifth from Chuck Muncie, in 55-21 win at Oakland.
Nov. 29—Ernie Ladd and Walt Sweney inducted into Chargers Hall of Fame.
Dec. 21—Chargers clinch third-straight AFC West title on final Monday night of season, defeating Oakland 23-10.

1982

Jan. 2—Rolf Benirschke's 27-yard FG after 13:52 of OT gives Chargers dramatic 41-38 victory over Miami in Orange Bowl in one of most epic playoff games in NFL history.
Jan. 10—Chargers lose AFC Championship, 27-7, at Cincinnati in coldest-ever NFL game. Temperature at kickoff is (-9) and wind-chill factor is (-59).
Sept. 12—SD's defense doesn't allow TD for first time since Dec. 9, 1979 and Chargers win season opener, 23-3, in Denver.
Sept. 21—NFL Players Association walks out on strike.
Nov. 16—Management Council and NFLPA agree and end eight-week strike.
Dec. 11—Dan Fouts ties club records with 444 yards and 33 completions as SD beats defending Super Bowl Champion SF, 41-37.
Dec. 20—Chargers set four team records, including total yards (661), in defeating defending AFC Conference Champion Cincinnati, 50-34.

1983

Jan. 9—Chuck Muncie runs for 126 yards and Dan Fouts throws for 333 as Chargers win Wild Card playoff game in Pittsburgh, 31-28.
April 11—Chargers sign 20-year lease with San Diego to continue to play in Jack Murphy Stadium, with plans to expand stadium capacity to 60,100.
Oct. 10—Expansion construction begins on Jack Murphy Stadium.
Nov. 27—John Hadl is inducted into Chargers Hall of Fame.

1984

Jan. 16—Rolf Benirschke is named NFL/Miller Man of Year.
May 1—Expansion construction at Jack Murphy Stadium is completed.
May 24—NFL announces San Diego will host Super Bowl XXII on Jan. 31, 1988.
Aug. 1—Alex G. Spanos purchases majority interest in Chargers from Eugene V. Klein. Spanos is one of nation's leading apartment complex builders.
Aug. 28—Spanos is officially approved as majority owner of Chargers by vote of NFL owners. "I'm on cloud nine," said Spanos. "This is the culmination of a dream, a lifelong dream. I'm a very happy man today."
Oct. 7—Kellen Winslow catches team-record 15 passes at Green Bay.
Oct. 29—Chuck Allen is inducted into Chargers Hall of Fame.
Nov. 25—Charlie Joiner records NFL-record 650th career catch at Pittsburgh.
Dec. 11—Charlie Joiner Day in SD is declared by Mayor Roger Hedgecock.

1985

Nov. 3—Gary Garrison and Sid Gillman are inducted into Chargers Hall of Fame.
Nov. 10—Lionel James gains 345 all-purpose yards, including GW 17-yard TD run in OT in 40-34 victory over LA Raiders. It's second-most all-purpose yards in game in NFL history.
Dec. 22—Ed White plays in NFL-record 241st career game, most all-time among offensive linemen. Mark Herrmann sets club records for completions (37) and attempts (58) while starting for injured Dan Fouts.

1986

Sept. 7—San Diego opens season with 500 yards of total offense, 224 rushing and 276 passing, in 50-28 victory over Miami.
Oct. 29—Assistant Head Coach Al Saunders is named head coach following resignation of Don Coryell. At 39, Saunders becomes youngest head coach in NFL.
Nov. 9—Chargers (1-8) win in Denver, 9-3, for Saunders' first NFL win.
Dec. 29—Leslie O'Neal is named Associated Press Defensive Rookie of the Year.

1987

Jan. 6—Al Saunders signs five-year contract to remain as head coach.
Jan. 12—Charlie Joiner retires with 750 career receptions, most in NFL history, and is immediately named wide receivers coach for Chargers.
Jan. 27—Steve Ortman is named director of football operations.
Sept. 22—NFLPA begins strike which lasts 24 days, causing cancellation of Week 3 games before replacement teams are fielded.
Oct. 15—NFLPA strike ends.
Oct. 18—Chargers finish as one of two undefeated (3-0) strike teams, winning all three games in the fourth quarter. The Chargers' 23-17 win over LA Raiders (23-17) is their first-ever at the Los Angeles Coliseum.
Nov. 15—SD beats LA Raiders for eighth-straight win. Chargers have best record in NFL (8-1) and earn first season sweep of Raiders since 1981.

1988

Jan. 31—Washington defeats Denver, 42-10 in Super Bowl XXII at Jack Murphy Stadium.
March 24—Dan Fouts retires as NFL's second all-time leading passer with 43,040 yards while holding seven NFL records and 42 club records.

Continued next page

Chronology, cont.

- Sept. 18—Chargers end eight-game regular-season losing streak with 17-6 win over Seattle. It's first win against Seahawks since 1983.
Nov. 27—Fouts' No. 14 is retired at halftime of "Dan Fouts Day" in San Diego.
Dec. 18—Gary Anderson sets club records with 34 carries and 217 yards in 24-13 win vs. Kansas City.
Dec. 19—Head coach Al Saunders is terminated.

1989

- Feb. 9—Former Chargers quarterback, Redskins assistant and Falcons head coach, Dan Henning, is named head coach.
Dec. 17—Marion Butts sets club record with 39 carries and team rookie record with 176 yards in 20-13 win over Kansas City.
Dec. 18—Director of Football Operations Steve Ortmyer is terminated.
Dec. 24—Chargers' 19-16 win over AFC Champion Denver is 14th-consecutive game holding opponent to 20-points-or-less, and Chargers' 13th game of season decided by seven points or less.

1990

- Jan. 3—Bobby Beathard is named general manager.
March 11—Former team president Eugene V. Klein dies.
April 17—Chargers announce formation of cheerleading dance team to be known as "The Charger Girls."
Oct. 28—Bill Byrd INTs two passes vs. TB, team-record 29th and 30th of his career, surpassing Dick Harris.
Dec. 16—Marion Butts sets team single-season record with 1,225 rush yards.

1991

- Feb. 19—Ed White is inducted into Breitbard Hall of Fame.
April 5—Alex Spanos serves as National Chairman of USO's Golden Anniversary Salute Luncheon in Los Angeles and produces USO's most successful fund-raising event in history. It raises more than \$4.5 million.
Oct. 6—The 0-5 Chargers defeat 3-2 Raiders, 21-13, for SD's first non-strike win in Coliseum since Raiders moved to Los Angeles.
Dec. 23—Henning and entire coaching staff are terminated.

1992

- Jan. 2—Former Georgia Tech head coach Bobby Ross is named head coach.
Aug. 13—Chargers acquire QB Stan Humphries via trade with Washington.
Nov. 1—Chargers defeat Indianapolis, 34-1, and become first team in NFL history to win four straight games after starting season 0-4.
Dec. 20—Chargers clinch first playoff berth since 1983 with 36-14 win at LA Raiders and make history as only team to start season 0-4 and finish by posting winning record and making playoffs.
Dec. 27—Chargers win AFC West with 31-14 victory in Seattle.

1993

- Jan. 2—Marion Butts runs for 119 yards and TD on rain-soaked field at Jack Murphy Stadium as Chargers shut out KC 17-0 in AFC Wild Card playoff game. San Diego's defense has seven sacks and two INTs.
Sept. 19—Dan Fouts and Charlie Joiner are inducted into Chargers Hall of Fame. Team salutes former players and 1963 AFL Championship team. John Carney kicks six FGs as Chargers edge Houston 18-17. Carney's six FGs give him 29 consecutive, breaking Morten Andersen's NFL record (25).
Oct. 27—NFL owners award Super Bowl XXXII (January 25, 1998) to San Diego.
Nov. 9—In recognition of his efforts to secure Super Bowl XXXII, Mayor Susan Golding proclaims Nov. 9, 1993, "Alex G. Spanos Day" in San Diego.
Nov. 29—The Chargers make their first appearance on ABC's MNF since Oct. 6, 1986, and defeat Indianapolis at Hoosier Dome, 31-0.
Dec. 12—Barron Hilton is honored with tribute and bronze sculpture at Jack Murphy Stadium. One of AFL's founding members in 1959, Hilton brought Chargers to SD in 1961 as city's first major league sports franchise.

1994

- July 30—Chargers face Atlanta in Hall of Fame game in Canton, Ohio.
Aug. 13—San Diego makes its first appearance in American Bowl, falling to NY Giants, 28-20, in Olympic Stadium in Berlin, Germany.
Sept. 4—Stanley Richard returns INT 99 yards for TD and 27-24 halftime lead on way to 37-34 come-from-behind win in Denver to open season.
Sept. 18—Stan Humphries and Tony Martin connect on NFL-record-tying 99-yard TD pass in 27-10 win vs. Seattle at Husky Stadium.
Sept. 25—Chargers defeat Raiders in LA, 26-24, on 33-yard John Carney FG with 0:02 remaining. Bolts improved to 4-0 for best start since 1980.
Oct. 16—San Diego is NFL's only unbeaten team (6-0) after win at New Orleans.
Dec. 18—Chargers clinch AFC West title with 21-6 road win over NY Jets.

1995

- Jan. 8—Chargers overcome 21-6 third quarter deficit and advance to AFC Championship game with 22-21 victory over Miami.
Jan. 15—Chargers advance to first Super Bowl in franchise history after 17-13 win over heavily-favored Steelers at Three Rivers Stadium. Dennis Gibson knocks down Neil O'Donnell pass to stop Steelers on downs at Chargers' three with 1:04 left in game. Upon return to SD following game, estimated crowd of 70,000 fans were packed inside Jack Murphy Stadium.
Jan. 29—Chargers suffer 49-26 loss to San Francisco 49ers in Super Bowl XXIX in Miami, Florida. Andre Coleman ties Super Bowl record with 98-yard KOR TD in 3Q.

- Jan. 30—More than 100,000 fill streets downtown for post-Super Bowl parade.
Feb. 1—Defensive Coordinator Bill Arnsparger retires.
March 6—Chargers President Dean Spanos announces agreement with City of SD to extend lease through 2020. Agreement includes plan to expand seating capacity to more than 70,000 and modernize stadium.
May 2—Dean Spanos signs Bobby Beathard and Bobby Ross to contract extensions through 1999.
May 18—Alex Spanos announces plan to create Alex G. Spanos San Diego Foundation, nonprofit organization designed to "help San Diego build on its strengths by supporting individuals, activities and organizations that work to make city better place to live." He also announces \$1.5 million donation to San Diego Hall of Champions.
June 19—Linebacker David Griggs is killed in one-car accident in Davie, Florida. He is first player in team history to die while on active roster.
July 29—Kellen Winslow is inducted into Pro Football Hall of Fame.
Aug. 19—San Diego's preseason game at Houston is cancelled due to "unsafe" field at Astrodome. It is first-ever NFL game cancelled.
Sept. 3—Chargers face Raiders in first regular-season game at Oakland Coliseum since 1981.
Dec. 17—John Carney passes Rolf Benirschke to become team's all-time leader for career made FGs in 27-24 win at Indianapolis.
Dec. 23—Shaun Gayle's 99-yard interception return touchdown through a barrage of snowballs seals a 27-17 road win over New York Giants to clinch San Diego's third playoff berth in four seasons.

1996

- Jan. 27—Charlie Joiner is selected for induction to Pro Football Hall of Fame.
April 3—Dean Spanos announces that minority owner George Perricano has been selected as the 19th member of Chargers Hall of Fame.
May 11—Running back Rodney Culver and his wife, Karen, are killed in crash of ValuJet Flight 592 in Florida Everglades.
July 27—Chargers defeat Pittsburgh, 20-10, American Bowl in Tokyo, Japan. Charlie Joiner is inducted into Pro Football Hall of Fame in Canton, Ohio.
Sept. 8—Perricano is inducted into Chargers Hall of Fame.
Nov. 2—Alex Spanos receives Gloria Swanson Humanitarian Award at American Cinema Awards 11th Annual All-Star Gala in Beverly Hills. Award is given to individual who contributes beyond all others to those who are less fortunate in the United States and around the world.

1997

- Jan. 3—Head Coach Bobby Ross resigns and coaching staff is released.
Jan. 10—Alex Spanos donates \$1 million to American Red Cross to assist flood victims in Northern California.
Jan. 19—Bobby Beathard names Kevin Gilbride head coach.
Feb. 13—The Alex G. Spanos Sports Fields are dedicated at Kate Sessions Elementary School in Pacific Beach, culminating \$102,000 donation from Alex Spanos family. Fields are for students from Kate Sessions and Bishops School, as well as community of Pacific Beach.
May 23—Dean Spanos introduces Rolf Benirschke as 20th selectee to Chargers Hall of Fame. Induction ceremonies are set for Sept. 28.
Aug. 2—62,542 fans watch Chargers defeat San Francisco, 20-13, in first game played in newly renovated and expanded Qualcomm Stadium.
Sept. 14—John Carney surpasses Benirschke as Chargers' all-time leading scorer with 767th career point against Carolina.

1998

- Feb. 27—Stan Humphries announces his retirement. Alex Spanos donates \$100,000 to create Brooke Humphries Heart Fund at Children's Hospital.
March 12—Chargers obtain second overall pick in '98 NFL Draft from Arizona.
Feb. 6—Chargers defeat Buffalo Bills, 16-14, in front of 64,037 fans, largest crowd to attend home opener in team history.
Oct. 13—Kevin Gilbride is fired after sixth game of season. Quarterbacks coach June Jones takes over as interim head coach.
Nov. 29—Home record crowd of 66,532 turns out to see Bolts play defending Super Bowl Champion and undefeated Denver. At halftime, Gill Byrd is inducted into Chargers Hall of Fame.

1999

- Jan. 20—Mike Riley is named head coach after June Jones accepts job as head coach at University of Hawaii.
Sept. 19—Chargers win in Cincinnati, 34-7. Riley is first Chargers head coach to win debut game since Sid Gillman in 1960.
Oct. 24—Chargers set new home attendance record when 68,274 fans fill stadium for game against Green Bay.
Nov. 21—Gary "Big Hands" Johnson is inducted into Chargers Hall of Fame.
Nov. 28—Jim Harbaugh passes for career-high 404 yards at Minnesota. Becomes second quarterback in Chargers history to top 400 yards in a game.

2000

- March 22—The Spanos family and Chargers contribute more than \$3 million toward new Chargers Champions community outreach initiative benefiting students, schools and educators who are "making difference" for San Diego's future. Chargers Champions also encompasses team's ongoing support of youth and high school football as well as its long-standing community service programs, such as Blood Drive.

April 25 – Bobby Beathard retires after 37 years in NFL. Dean Spanos names Ed McGuire vice president of football operations.
 June 6 – The Spanos family contributes \$250,000 through Chargers Champions to create and fund freshman football and volleyball in San Diego City Schools beginning in Fall, 2000.
 Sept. 24 – Doug Wilkerson is inducted into Chargers Hall of Fame.

2001

Jan. 5 – Dean Spanos names John Butler executive vice president and GM.
 Jan. 9 – Norv Turner is named offensive coordinator. He was Dallas' offensive coordinator during back-to-back Super Bowl titles in 1992 and '93.
 March 9 – Chargers sign quarterback Doug Flutie to six-year contract.
 April 20 – Chargers trade No. 1 pick in 2001 NFL Draft to Atlanta for Falcons' first (No. 5) and third-round picks in '01. Chargers also receive WR-KR Tim Dwight and Falcons' second-round pick in '02.
 April 22 – Chargers use top two selections in draft to select Heisman Trophy finalists LaDainian Tomlinson of TCU and Drew Brees of Purdue.
 Nov. 25 – Wes Chandler is inducted into Chargers Hall of Fame.
 Dec. 31 – Mike Riley's tenure as head coach comes to close when team announces his contract will not be renewed for '02 season.

2002

Jan. 29 – Marty Schottenheimer is named Chargers' 13th head coach.
 May 9 – Chargers sign five-year agreement to move training camp to Home Depot Center at Cal State-Dominguez Hills beginning in 2003.
 May 14 – Dean Spanos announces hiring of Mark Fabiani as Special Counsel to President. Fabiani's primary function is to work with San Diego community to secure new state-of-the-art stadium in San Diego region.
 Sept. 8 – Schottenheimer leads Chargers to 34-6 win over Cincinnati in debut. He leads Chargers to 4-0 start to become only coach in team history to win first four games.
 Nov. 3 – Bobby Ross and Stan Humphries are inducted into team's Hall of Fame.
 Dec. 1 – LaDainian Tomlinson rushes for team-record 220 yards vs. Denver.
 Dec. 8 – Tomlinson breaks Natrone Means' team record of 1,350 yards [1994]. He ends season with 1,683 yards and is selected to Pro Bowl.
 Dec. 22 – Junior Seau plays in his team-record-tying 200th career game.

2003

Jan. 26 – Super Bowl XXXVII is played at Qualcomm Stadium. Tampa Bay defeats Oakland, 48-21, for its first-ever Super Bowl championship.
 March 4 – Chargers activate trigger in their lease with City of San Diego to begin negotiations to replace 36-year-old Qualcomm Stadium.
 April 11 – GM John Butler succumbs after nine-month battle with cancer.
 April 16 – Chargers trade Junior Seau to Miami.
 April 22 – A.J. Smith promoted to executive vice president-general manager.
 July 22 – Chargers open training camp at Home Depot Center.
 Oct. 27 – MNF game vs. Miami is moved to Arizona's Sun Devil Stadium while Qualcomm Stadium is used as evacuation site during wildfires that ravage San Diego County. Admission to Sun Devil Stadium is free as volunteers collect donations for fire relief. More than \$225,000 is raised.
 Oct. 31 – Alex Spanos donates \$1 million to San Diego Fire Relief Fund.
 Nov. 9 – Louie Kelcher is inducted into Chargers Hall of Fame.
 Dec. 14 – Tomlinson amasses 195 total yards against Green Bay, raising his season total to 2,011. Becomes first player in team history and only eighth player in NFL history to record consecutive 2,000-yard seasons.
 Dec. 28 – Tomlinson rushes for team record 243 yards in 21-14 win over Raiders. During game, becomes first player in NFL history to rush for 1,000 yards and catch 100 passes in same season.

2004

April 24 – San Diego selects Eli Manning No. 1 in NFL Draft and hour later trades him to NY Giants for Philip Rivers, whom New York had selected with fifth-overall choice. Chargers also acquire Giants' third-round choice in '04 and first and fifth-round choices in '05.
 July 2 – Chargers and City of SD sign new lease agreement that brings end to controversial seat guarantee. New lease runs through '08 and helps pave way for referendum to give San Diegans opportunity to vote for new football-only stadium for San Diego in 2006.
 July 26 – Ed White and Don Macek are chosen for Chargers Hall of Fame.
 Aug. 14 – Chargers preseason game against Indianapolis is blacked out locally. It's first local television blackout since Sept. 27, 1998. As part of team's previous lease, all blackouts had been lifted since Oct. 18, 1998.
 Oct. 31 – Drew Brees completes 22-of-25 for 281 yards with five TDs and no INTs in 42-14 win over Oakland. He finishes game with career-high passer rating of 153.1 and is named AFC Offensive Player of Week.
 Nov. 15 – Jim Steeg, who helped Super Bowl become one of world's premier sporting events, is named executive VP and chief operating officer.
 Dec. 16 – Team announces training camp will move to Chargers Park in 2005.
 Dec. 19 – Chargers clinch first AFC West title since '94 with 21-0 win in Cleveland on snowy day. Game-time temperature is 18 degrees with wind-chill factor of -10. It's Chargers' first shutout since Nov. 29, 1993.

2005

Jan. 7 – Alex Spanos makes \$150,000 donation to provide aid to victims of devastating tsunami that rocked Southeast Asia on Dec. 26, 2004.
 Jan. 8 – Chargers fall to NY Jets, 20-17 in OT, in Wild Card playoff game, team's first postseason game since 1995.

Jan. 14 – Marty Schottenheimer agrees to two-year contract extension through 2007.

March 7 – Dean Spanos extends A.J. Smith's contract through 2009 season.
 July 29 – Training camp opens for first time at Chargers Park.
 Sept. 18 – Tomlinson rushes for TD in NFL-record 14th straight game.
 Oct. 2 – A 41-17 win ends New England's NFL-record 21-game home win streak.
 Oct. 10 – New stadium record 68,537 fans turn out to see Chargers play Pittsburgh on Monday Night Football.
 Oct. 16 – Tomlinson scores TD on 35-yard catch-and-run to tie Lenny Moore's NFL record of 18 straight games with a touchdown.
 Nov. 20 – Lance Alworth's No. 19 is retired at halftime of game vs. Buffalo.
 Dec. 18 – A 26-17 win in Indianapolis ends the Colts' 13-0 start to season. It had been only fourth-ever 13-0 start in NFL history.
 Dec. 24 – Streak of 28 straight games, including playoffs, not losing by more than four points ends in 20-7 loss at Kansas City. It's the NFL's third-longest streak since 1950.
 Dec. 31 – Tomlinson passes Alworth to become team's all-time leader in career yards from scrimmage. LT also scores 20th TD of season, breaking Chuck Muncie's team record of 19.
 Dec. 31 – San Diego leads NFL in run defense (84.3 ypg). Chargers hold three teams to less than 40 yards rushing for first time since 1965.

2006

Jan. 4 – Shawne Merriman is named Associated Press Defensive Rookie of the Year.
 Feb. 12 – Six Chargers, most since 1983, play in Pro Bowl in Hawaii.
 May 1 – San Diego City Council amends Chargers' lease, allowing team to explore options for new stadium within San Diego County.
 May 9 – Dean Spanos is presented with 44th annual Golden Achievement Award by Boys & Girls Clubs of San Diego.
 Sept. 11 – A season-opening 27-0 win in Oakland on ESPN's Monday Night Football is San Diego's first shutout win over Raiders since 1961.
 Oct. 8 – Chargers beat defending Super Bowl Champion Pittsburgh, 23-13, on NBC's Sunday Night Football.
 Oct. 15 – LaDainian Tomlinson ties team record with four TDs at San Francisco, and he passes Lance Alworth as team's all-time touchdown leader.
 Nov. 12 – Chargers overcome 21-point first-half deficit for 49-41 win in front of stunned crowd at Cincinnati's Paul Brown Stadium. Bolts trailed 28-7 at half and outscored Bengals 42-13 in second half.
 Nov. 19 – Tomlinson scores four TDs in 35-27 win at Denver. Bolts overcome 24-7 3Q deficit and become first-ever team to overcome 17-point deficits in consecutive weeks. LT becomes first NFL player to score four TDs three times in season and fastest player in NFL history to 100 TDs (89 games).
 Nov. 26 – Tomlinson sets new team record for rushing TDs (21).
 Dec. 10 – Tomlinson scores three TDs against Denver and sets NFL record for single-season touchdowns (29). Chargers win game, 48-20, and claim second AFC West title in three seasons.
 Dec. 17 – Against KC, Tomlinson becomes fastest player in NFL history to score 100 rush TDs. On first, breaks Paul Hornung's NFL record for points in season. His second is career-long (85 yards) and team's longest since 1962. They are his 27th and 28th rush TDs for new NFL single-season record. It's also his NFL-record eighth consecutive multi-TD game.
 Dec. 24 – Chargers win in Seattle, 20-17, on 37-yard TD pass from Philip Rivers to Vincent Jackson with 0:29 left for team-record 13th win of season.
 Dec. 31 – Chargers clinch No. 1 seed and home-field advantage in playoffs with 27-20 win over Arizona. It's third No. 1 seed in team history (1979 & '80) and team-record 14th win. Marty Schottenheimer wins 200th regular-season game. Tomlinson claims his first NFL rushing title (1,815 yards), and Shawne Merriman claims NFL sack title (17).

2007

Jan. 4 – Tomlinson is named NFL MVP and Offensive Player of Year by Associated Press. He is team's first-ever MVP by AP.
 Jan. 14 – New stadium record 68,810 fill Qualcomm Stadium for AFC Divisional playoffs vs. New England Patriots win, 24-21.
 Feb. 2 – Tomlinson and Drew Brees share 2006 NFL Man of Year award, which recognizes community service and playing excellence.
 Feb. 10 – Team-record 10 Chargers play in Pro Bowl. Philip Rivers is selected, but does not play due to foot injury.
 Feb. 12 – Marty Schottenheimer is relieved of his duties as head coach.
 Feb. 19 – Norv Turner is named 14th head coach in franchise history.
 March 14 – Chargers unveil new uniforms at U.S. Grant Hotel in San Diego. Most noticeable change is metallic-white helmet that features Gold bolt, outlined in both powder blue and Navy.
 Sept. 9 – Record-crowd for home opener (67,837) sees Chargers defeat defending NFC Champion Chicago, 14-3.
 Oct. 7 – Chargers end three-game skid and hand Denver worst home loss in 41 years (41-3). It's Chargers' largest-ever margin of victory in Denver.
 Oct. 14 – Tomlinson scores all four TDs in 28-14 win over Raiders.
 Oct. 23 – With wildfires raging throughout SD and smoke-filled air, Chargers practice three days at Cardinals' Training Facility in Tempe, Arizona.
 Oct. 27 – Alex and Dean Spanos pledge \$1 million to aid victims of wildfires and support firefighting efforts. It's largest personal financial commitment to relief effort. Spanoses made similar donation following fires of 2003.

Continued next page

Chronology, cont.

- Oct. 28—Days after Qualcomm Stadium is cleared as evacuation site, Chargers beat Houston, 35-10, under smoky haze from fires. Antonio Cromartie and Antonio Gates both score two TDs in win.
- Nov. 4—Cromartie's 109-yard TD return of missed FG at end of first half in Minnesota sets record for longest touchdown in NFL history.
- Nov. 11—In 23-21 win over defending Super Bowl Champion Colts on NBC's SNF, Darren Sproles has KOR and PR for TDs, while Cromartie intercepts reigning Super Bowl MVP Peyton Manning three times in first half. Manning throws career-high six INTs.
- Dec. 9—A 14-point 4Q deficit is overcome in 23-17 OT win at Tennessee. Bolts tied game with 0:09 left in 4Q and won on 16-yard run by Tomlinson in OT.
- Dec. 16—Chargers clinch second-straight AFC West title and third in four years with 51-14 home rout of Detroit. Norv Turner becomes second Chargers coach to win AFC West in first season. Following game, he presents Dean Spanos with Game Ball in locker room.

2008

- Jan. 1—A.J. Smith receives five-year contract extension through 2014.
- Jan. 6—Down 6-0 at half, Bolts score 17 unanswered points and beat Tennessee in AFC Wild Card Playoffs at Qualcomm Stadium, team's first playoff win since 1995. LaDainian Tomlinson scores twice, including leaping one-yard score that puts away game in 4Q.
- Jan. 13—Chargers knock reigning SB Champion Colts out of playoffs in divisional round, 28-24, in final game at RCA Dome. With Phillip Rivers out with knee injury, Billy Volek scores GW TD on one-yard sneak with 4:50 left in 4Q. SD's defense made two late stands, including one inside 10-yard line with just over two minutes remaining.
- Jan. 20—New England wins AFC Championship Game, 21-12, on frigid day in Foxborough. Heroic Rivers plays with torn ACL in right knee.
- Oct. 26—Chargers play their first-ever regular-season game overseas, facing New Orleans before 83,226 in London's Wembley Stadium.
- Oct. 12—Fred Dean is inducted into team's Hall of Fame.
- Dec. 14—Down 21-10 to start 4Q, Rivers rallies Chargers to 22-21 win at KC with two TD passes in final 1:13. After first TD, Antwan Applewhite's FF and Kassim Osgood's FR of onsides kick sets up GW drive.
- Dec. 21—Flying home after 41-24 win at Tampa Bay, Chargers learn that Buffalo upsets Denver at Invesco Field, filling plane with cheers and setting stage for Dec. 28 AFC West title game with Broncos.
- Dec. 28—Record home crowd of 69,131 sees Chargers surly for team-record 289 yards and stomp Denver, 52-21, for AFC West crown. Bolts become first team in NFL history to make playoffs after starting 4-8, and first NFL team since divisions were aligned in 1967 to win division when trailing by three games with three to play.

2009

- Jan. 3—Down 17-14 entering the fourth quarter, San Diego rallies for game-tying field goal and beats Indianapolis, 23-17, in overtime in AFC Wild Card Playoffs at Qualcomm Stadium. Darren Sproles racks up 328 all-purpose yards and wins it with 22-yard run in OT.
- Aug. 24—Phillip Rivers signs six-year contract extension through 2015.
- Sept. 14—Sproles racks up 246 total yards and five-yard TD run with 0:18 remaining gives Chargers 24-20 season-opening win in Oakland on ESPN's Monday Night Football.
- Nov. 8—Phillip Rivers' 18-yard TD pass to Vincent Jackson with 0:21 left caps 21-20 comeback victory on road over New York Giants.
- Nov. 22—Chargers erase 3.5-game deficit and take over first place in AFC West following 32-3 thrashing of Denver at Invesco Field.
- Nov. 27—Fifty-three Greatest Chargers of All-Time, as voted by fans and media are honored at Block Party Downtown. They are introduced at KC game two days later where Chargers honor alumni with 43-14 win.
- Dec. 20—Nate Kaeding's 52-yard FG with 0:03 left is good for 27-24 win over Cincinnati. Moments later, Oakland upsets Denver at Invesco Field and Chargers officially clinch fourth-straight AFC West title.
- Dec. 25—Chargers' 42-17 win at Tennessee in first-ever game on Christmas Day improves Bolts' record to 12-3 and clinches No. 2 seed in playoffs.

2010

- Jan. 18—Dean Spanos signs Norv Turner to three-year contract extension.
- Feb. 22—After nine seasons in SD, including MVP season in 2006, two rushing titles and five Pro Bowls, LaDainian Tomlinson is released. He leaves holding 28 team records, including career rushing yards and touchdowns.
- Sept. 26—Phillip Rivers passes for team-record 455 yards at Seattle.
- Oct. 3—Shaun Phillips has career-high four sacks, tied for second-most in game in team history, in 41-10 home win over Arizona.
- Oct. 10—Malcolm Floyd racks up 213 receiving yards at Oakland, most yards by Chargers receiver since 1985 and tied for fourth-most all-time. Rivers passes for 431 yards vs. Raiders, ninth-most in team history.
- Oct. 31—Rivers throws TD pass in team-record 21st-straight game.
- Nov. 7—With Antonio Gates missing first-ever game to injury, backup Randy McMichael and rookie Seyi Ajirrotutu each catch two TD passes and Chargers rally for 29-23 come-from-behind win at Houston.
- Nov. 22—Rivers throws four touchdown passes versus Denver to become the third quarterback in team history with consecutive four-TD games.
- Nov. 28—San Diego defense intercepts Peyton Manning four times and returns two to touchdowns as Bolts hand Colts 36-14 loss on NBC's Sunday Night Football at Lucas Oil Stadium. Rivers' team-record streak of 23-straight games with TD pass ends.

- Dec. 12—Rivers throws 25th TD pass of season to become first-ever QB in franchise annals with three-straight 25-TD seasons.
- Dec. 16—Vincent Jackson has team's first 100-yard, three-TD receiving performance since 1997. Rivers goes over 4,000 yards for third-straight season, tying Dan Fouts' team record.

2011

- March 11—The NFL Players Association files paperwork to decertify. March 12—NFL owners lock out the players.
- July 25—NFL owners and players agree to a new 10-year collective bargaining agreement, thus ending the 136-day NFL Lockout, the longest-ever work stoppage in NFL history.
- Sept. 11—Norv Turner wins his 100th career game as the Chargers open the season with a 24-17 win over the Minnesota Vikings. Punter Mike Scifres has to fill in at placekicker for an injured Nate Kaeding and hits a game-tying 40-yard field goal with 10:05 left in the game and Phillip Rivers throws a game-winning 19-yard touchdown pass to Mike Tolbert with 5:01 left in the fourth quarter.
- Sept. 18—Phillip Rivers passes for 378 yards at New England and goes over 20,000 yards for his career on his first completion of the game.
- Oct. 9—Nick Novak hits a career-high five field goals, one shy of the team record, including a 35-yarder with 24 seconds left to lead the Bolts to a 29-24 road win over the Denver Broncos.
- Nov. 6—Phillip Rivers has four touchdown passes but throws three interceptions in a 45-38 loss to the defending Super Bowl champion Green Bay Packers. It's the first three-interception game of his career (90 games) and ends his NFL record streak for the start of a career. Hall of Fame quarterback Joe Montana had set the previous mark of 57 games.
- Nov. 20—Phillip Rivers throws his 150th career touchdown pass at Chicago.
- Nov. 27—Junior Seau is formally inducted into the Chargers Hall of Fame.
- Dec. 11—Antonio Gates catches his 75th career touchdown pass in a 37-10 win over the Buffalo Bills. Takeo Spikes plays in his 200th career game.
- Dec. 24—Antonio Gates logs his 587th career catch in his hometown of Detroit to pass Charlie Joiner and become the Chargers' all-time leading receiver.

2012

- Jan. 1—Phillip Rivers passes for 310 yards in a season-ending win at Oakland and becomes only the fifth quarterback in NFL history with back-to-back 4,500-yard passing seasons.
- May 2—Twelve-time Pro Bowl linebacker Junior Seau dies of a self-inflicted gunshot wound in his Oceanside, Calif. home. Hundreds of fans flock to his home to pay tribute to the fallen Chargers great.
- May 11—A crowd of 20,000 fans attend a Celebration of Life memorial service at Qualcomm Stadium for Junior Seau. Guest speakers include Bobby Ross, Dan Fouts, LaDainian Tomlinson Billy Ray Smith and John Lynch. The evening concludes with Chargers' President Dean Spanos announcing that Seau's No. 55 will be retired during ceremonies that will take place at the team's 2012 home opener on Sept. 16 against the Tennessee Titans.
- June 18—LaDainian Tomlinson, the Chargers' first-round pick in the 2001 NFL Draft and the NFL's fifth all-time leading rusher, signs a one-day contract and retires as a San Diego Charger after 11 seasons in the NFL. A press conference to announce his retirement is held at Chargers Park and is attended by nearly 200 friends, family, former teammates and media.
- Dec. 9—The Chargers shock the heavily-favored Pittsburgh Steelers, 34-24, at Heinz Field for the Bolts first-ever regular-season win in the Steel City. After the game Spanos presents a game ball to embattled Head Coach Norv Turner.
- Dec. 31—Dean Spanos announces that A.J. Smith and Norv Turner will not return for the 2013 season.

2013

- Jan. 9—Dean Spanos names former Indianapolis Colts Vice President of Football Operations Tom Telesco as the Chargers general manager. At age 40, Telesco becomes the youngest GM in Chargers history.
- Jan. 15—Dean Spanos introduces Mike McCoy as the 15th head coach in Chargers history. At age 40, McCoy becomes the second-youngest active head coach in the NFL and the second-youngest in team history.
- Sept. 15—Nick Novak kicks a game-winning 46-yard field goal with seven seconds left to give the Chargers a 33-30 win over the Philadelphia Eagles at Lincoln Financial Field for McCoy's first win as head coach. Inside the locker room following the game, Spanos presents McCoy and Telesco each with a game ball.
- Nov. 24—The 4-6 Chargers stun the 9-1 Kansas City Chiefs at Arrowhead Stadium, 41-38, as Phillip Rivers throws a game-winning 26-yard touchdown pass to Seyi Ajirrotutu with 26 seconds left in the fourth quarter, the final score in a game that saw a total of nine lead changes throughout. During the game, Antonio Gates becomes the fourth tight end in NFL history to surpass 700 career catches and 9,000 career yards. His biggest catch of the day is a 12-yarder for a first down on a 3rd-and-10 play during the Bolts' game-winning touchdown drive.
- Dec. 29—In nearly improbable fashion, the Chargers clinch the final spot in the AFC Playoff field with a 27-24 win against the Chiefs in overtime at Qualcomm Stadium. The Chargers overcame a 10-point deficit entering the fourth quarter and survived a missed 41-yard field goal attempt by the Chiefs' Ryan Succop in the waning seconds of the fourth quarter. On the opening drive of overtime, Rivers drove the Chargers 62 yards in 9:30 and Novak hit a 36-yard field goal for the winning points.

2014

- Jan. 5—The Chargers win their first playoff game since Jan. 2009, defeating the Cincinnati Bengals, 27-10, in a Wild Card Playoff game at Paul Brown Stadium. The Bengals led 10-7 at the half, but the Chargers outscored them 20-0 in the second half.
- Jan. 12—The Chargers' miracle season comes to an end in a 24-17 loss to Denver in the Divisional Playoffs at Sports Authority Field. The Chargers trail 17-0 going into the fourth quarter and rally to get within seven points on a pair of 16-yard touchdown catches by Keenan Allen, but the Bolts' rally comes up short and Denver advances to the AFC Championship Game.
- Feb. 1—At the NFL Honors Awards Show at Radio City Music Hall in New York, Rivers is named NFL Comeback Player of the Year for 2013 and Allen is named Pepsi Next NFL Rookie of the Year.
- Sept. 14—Philip Rivers throws three touchdown passes to Antonio Gates as the Chargers defeat the defending Super Bowl champion Seattle Seahawks, 30-21, at Qualcomm Stadium.
- Oct. 19—Nick Novak hits 30th and 31st consecutive field goals to set a new team record. The previous mark was 29 in a row.
- Oct. 23—Antonio Gates surpasses Lance Alworth as franchise's all-time leading receiver.
- Nov. 2—The Chargers streak of 240 games without being shut out comes to an end. The streak dated back to Oct. 31, 1999 and had been the NFL's third-longest streak.
- Nov. 23—The Chargers streak of 58 consecutive scores inside the red zone comes to an end. It had been the NFL's longest active streak, dating to Nov. 10, 2013.
- Nov. 30—Down 10 entering the fourth quarter, Philip Rivers leads the Chargers to 21 fourth quarter points and the Chargers defeat Baltimore, 34-33. He threw the game-winning touchdown pass to Eddie Royal with 38 seconds remaining. During the game, Rivers throws the 250th TD pass of his career.
- Dec. 20—Down 21 points twice in the game, including at the start of the third quarter, Rivers leads the Chargers to 28 second half points and the Bolts rally to stun the San Francisco 49ers, 38-35, in overtime. Philip Rivers overcomes three interceptions and throws four touchdown passes, including a game-tying TD to Malcom Floyd with 29 seconds remaining. Nick Novak wins the game with a 40-yard field goal in overtime.
- Dec. 28—Antonio Gates reaches 10,000 career receiving yards. He's the 43rd player in NFL history and just the fourth tight end to reach the mark.

2015

- Jan. 31—The late Junior Seau is elected for induction into the Pro Football Hall of Fame in his first year of eligibility. Seau becomes the eighth former Chargers player or coach elected to the Hall of Fame.
- May 18—Chairman of the Board Dean Spanos names A.G. Spanos President—Business Operations and John Spanos President—Football Operations.
- Oct. 18—Philip Rivers records the first 500-yard passing game in franchise history as he sets team records for completions (43), attempts (65) and yards (503) in a 27-20 loss to the Green Bay Packers at Lambeau Field.
- Nov. 22—Ladainian Tomlinson has his No. 21 retired and joins the Chargers Hall of Fame. At halftime, a banner bearing his No. 21 is unveiled in the stadium's rafters and his name is added to the team's Ring of Honor.

DRAFT HISTORY

1960

(First selections to stock franchises) Nov. 22, 1959

- Monty Stickles, E, Notre Dame (6, Territorial)
- Ted Aucreman, E, Indiana
- Bob Berich, HB, Michigan State
- Barney Berlinger, E, Pennsylvania
- Charles Boone, C, Richmond
- Bobby Boyd, QB, Oklahoma
- Byron Bradfute, T, Southern Mississippi
- Rodney Breedlove, G, Maryland
- Tom Budrewicz, T, Brown
- James Cameron, C, East Texas State
- Jack Crouthamel, HB, Dartmouth
- Pete Davidson, T-G, Citadel
- Floyd Faucette, HB, Georgia Tech
- Charles Flowers, FB, Mississippi
- Bobby Franklin, QB, Mississippi
- Bob Jeter, HB, Iowa
- Bill Linder, T, Pittsburgh
- Billy Locklin, T, New Mexico State
- William Lopasky, G, West Virginia
- Paul Maguire, E, Citadel
- Ed McDaniel, E, Oklahoma
- Charles Milstead, QB, Texas A&M
- Ed Pitts, T, South Carolina
- Bob Schlotz, C, Notre Dame
- Ed Serieke, FB, Xavier, Ohio
- Russ Sloan, E, Missouri
- John Stalte, T, Kansas City
- Ron Stehouwer, T, Colorado
- Wayne Stewart, G, Citadel
- Leonard Wilson, HB, Purdue
- Bob Zeman, DB, Wisconsin

(Second selections to stock franchises)

- Gary Beabout, T-G, Purdue
- George Blair, DB, Mississippi
- Fran Brixius, T-G, Minnesota
- Joe Davis, T-G, Citadel
- Robert DeMarco, T-G, Dayton
- Bob Hain, T-G, Iowa
- Chuck Janssen, T-G, Tulsa
- Gordon Kelley, E, Georgia
- Larry Lancaster, G-T, Georgia
- Marv Lasater, HB, Texas Christian
- Warren Lashua, E, Whitworth (Wash.)
- Perry McGriff, E, Florida
- Kirk Phares, T-G, South Carolina
- Lamar Rawson, HB, Auburn
- Ronald Ray, T-G, Howard Payne (Tex.)
- Ken Talkington, QB, Texas Tech
- John Talley, QB, Northwestern
- Bob Waters, HB, Presbyterian, S.C.
- Bob Wehking, C, Florida
- Larry Womack, HB, Colorado State

1961 — (Drafted 7-8) Rounds 1-6, Nov. 23, 1960; Rounds 7-30, Dec. 5, 1960

- 1. Earle Faison, DE, Indiana (7)
- 2. Keith Lincoln, HB, Washington State (16)
- 3. Marlin McKeever, E, Southern California (23)
- 4. Jimmy Johnson, HB, UCLA (32)
- 5. Bill Kilmer, QB, UCLA (39)
- 6. Calvin Bird, HB, Kentucky (46)
- 6. Cliff Roberts, T, Illinois (48)
- 7. Claude Gibson, DB, North Carolina State (55)
- 8. Charley Johnson, QB, New Mexico State (64)
- 9. Bob Scarpitto, QB, Notre Dame (71)
- 10. Willie Hector, G, Pacific (80)
- 11. Greg Larson, C, Minnesota (87)
- 12. Hezekiah Braxton, FB, Virginia Union (96)
- 13. Dale Messer, FB, Fresno State (103)
- 13. Ernie Ladd, T, Grambling (119)
- 15. Bud Whitehead, DB, Florida State (128)
- 16. Ed Dyas, FB, Auburn (144)
- 17. Jack Espenshig, HB, Florida (151)
- 21. Gene Gaines, HB, UCLA (167)
- 23. Glenn Bass, HB, East Carolina (183)
- 24. Ben Balme, G, Yale (192)
- 26. Bill Kinnune, G, Washington (208)
- 27. Luther Hayes, E, Southern California (215)
- 28. Chuck Allen, G, Washington (224)
- 29. Dan Ficca, T, Southern California (231)
- 30. Mike McKeever, G, Southern California (240)

Future Selections

- 14. Billy Wilson, T, Auburn (112)
- 17. Reg Carolan, E, Idaho (135)
- 20. Mike Lucci, C, Tennessee (160)
- 22. John Brown, T, Syracuse (176)
- 25. Don Coffee, E, Memphis State (199)

1962 — (Drafted 8)

- 1. Bob Ferguson, FB, Ohio State (8)
- 2. Dick Hudson, T, Memphis State (16)
- 3. John Hadl, QB, Kansas (24)
- 4. Bob Hill, T, Notre Dame (31)
- 4. Mack Burton, HB, San Jose State (32)
- 5. Bob Mitinger, DE, Penn State (34)
- 5. John Cornett, T, Rice (40)
- 6. Roy Winston, G, Louisiana State (42)
- 6. Frank Buncom, LB, Southern California (48)
- 7. Wendell Harris, HB, Louisiana State (51)
- 7. Bob Jackson, FB, New Mexico State (56)
- 8. Jerry Robinson, HB, Grambling (64)
- 9. Tommy Minter, HB, Baylor (72)
- 10. Dan Sullivan, T, Boston College (80)
- 11. Irv Bishop, G, Fresno State (88)
- 12. Ralph Smith, E, Mississippi (93)
- 12. George Andrie, E, Marquette (96)
- 13. Charles Bryant, E, Ohio State (104)
- 17. Frank Gardner, T, North Carolina College (136)
- 20. Ron Hermann, QB, Bradley (160)
- 24. Homer Jones, HB, Texas Southern (192) (voided)
- 25. Sam Gruneisen, E, Villanova (200)

Future Selections

- 13. Bert Coan, HB, Kansas (105)
- 14. James Bates, HB, Southern California (112)
- 15. Fred Moore, T, Memphis State (120)
- 16. George Gross, T, Auburn (128)
- 18. Denny Biodrowski, E, Memphis State (144)
- 19. Mike Lind, FB, Notre Dame (152)
- 21. Jesse Williams, E, Fresno State (168)
- 22. Jim Thibert, E, Toledo (176)
- 23. Dick Farris, G, North Texas State (184)
- 26. Mike Wouffe, G, Colorado (208)
- 27. Mel Rideout, QB, Richmond (216)
- 28. Ben Wilson, FB, Southern California (224)

1963 — (Drafted 2) Dec. 1, 1962

- 1. Walt Sweeney, E, Syracuse (2)
- 2. Rufus Guthrie, G, Georgia Tech (10)
- 3. Dave Robinson, E, Penn State (17)
- 3. Keith Kinderman, HB, Florida State (18)
- 4. Roy Williams, T, Pacific (26)
- 5. Larry Glueck, HB, Villanova (34)
- 6. Pat Emerick, LB, Western Michigan (42)
- 7. Choice to Denver
- 8. Gene Heeter, E, West Virginia (58)
- 9. Steve Barnett, T, Oregon (66)
- 10. Don Scott, T, Tampa (74)
- 11. Bob Petrich, T, West Texas State (82)
- 12. Terry Baker, QB, Oregon State (90)
- 13. Dick Walton, G, Iowa State (98)
- 18. Choice to Oakland
- 19. Ernest Park, T, McMurry (Tex.) (146)
- 24. Bill Frank, T, Colorado (186)
- 25. Jerry Jazzanti, T, Arkansas (194)

Future Selections

- 14. Frank Lasky, T, Florida (106)
- 14. Harrison Rosdahl, G, Penn State (107)
- 14. Jack Cverko, G, Northwestern (109)
- 15. Mike Fracchia, HB, Alabama (114)
- 16. Gene Breen, LB, Virginia Tech (122)
- 17. Dick Drummond, HB, Geo. Washington (130)
- 20. Buddy Soefker, LB, Louisiana State (154)
- 21. Dan Points, T, Cincinnati (162)
- 22. Roger Gill, HB, Texas Tech (170)
- 23. Paul Watters, T, Miami, Ohio (178)
- 26. Ken Dill, C, Mississippi (202)
- 27. Harry Butsko, G, Maryland (210)
- 28. Steve Berzansky, FB, West Virginia (218)
- 29. Herman Hamp, HB, Fresno State (226)

1964 — (Drafted 8) Nov. 30, 1963

- 1. Ted Davis, E, Georgia Tech (8)
- 2. John Kirby, LB, Nebraska (16)
- 3. Perry Lee Dunn, DB, Mississippi (24)

- 4. Dave Parks, E, Texas Tech (32)
- 5. Pete Goimmarac, C, West Virginia (36)
- 5. Gary Kirner, T, Southern California (40)
- 6. Willie Brown, S, Southern California (48)
- 7. Roger Anderson, T, Virginia Union (51)
- 7. Pat Batten, FB, Hardin-Simmons (56)
- 8. George Seals, T, Missouri (64)
- 9. Choice to Oakland
- 10. Bob Long, E, Wichita State (74)
- 10. Dick Bowman, E, Syracuse (80)
- 11. Bob Horton, FB, Boston University (88)
- 12. Ron Carpenter, E, Texas A&M (96)
- 13. Kenny Graham, S, Washington State (104)

Future Selections

- 1. Howard Kindig, C, Los Angeles State (8)
- 2. Ed Mitchell, T, Southern (La.) (16)
- 3. Bob Daugherty, HB, Tulsa (24)
- 4. John Farris, T, San Diego State (32)
- 5. Bobby Robinson, G-LB, Mississippi (40)
- 6. Paul Carcel, C-LB, Pittsburgh (48)
- 7. Dick Klein, T, Wichita State (56)
- 8. Allen Robinson, HB, Brigham Young (64)
- 9. Charles Hinton, C, Mississippi (72)
- 10. Ron Smith, QB, Richmond (80)
- 11. Bill Ban Burkelo, HB, Tulsa (88)
- 12. Tom Lucas, G, Mississippi (96)
- 13. Frank Kinard, FB, Mississippi (104)

1965 — (Drafted 6) Nov. 28, 1964

- 1. Steve DeLong, G, Tennessee (6)
- 2. Roy Jefferson, E, Utah (14)
- 3. Allen Brown, E, Mississippi (22)
- 4. Steve Tensi, QB, Florida State (30)
- 5. Rick Redman, LB, Washington (38)
- 6. Will Beasley, FB, North Carolina A&T (46)
- 7. Jack Snow, E, Notre Dame (54)
- 8. Clancy Williams, HB, Washington State (62)
- 9. Jerry Whelchel, QB, Massachusetts (70)
- 10. Gene Foster, HB, Arizona State (78)
- 11. Veran Smith, G, Utah State (86)
- 12. Jim Allison, FB, San Diego State (94)
- 13. Bill Quigley, LB, Villanova (102)
- 14. Don Floyd, E, Florida State (110)
- 15. Mike Howell, DB, Grambling (118)
- 16. John Godden, LB, San Diego State (126)
- 17. Leon Hardy, T, Texas Southern (134)
- 18. Bobby Evans, T, Texas A&M (142)
- 19. Braden Beck, K, Stanford (150)
- 20. Jack Edwards, C, Florida State (158)

Future Selections

- 1. Gary Garrison, E, San Diego State (6)
- 2. Larry Martin, T, San Diego State (14)
- 3. Stan Ozura, T-DE, California (22)
- 4. Doug Woodlief, LB, Memphis State (30)
- 5. Jim Weatherwax, T, Los Angeles State (38)
- 6. Tom Good, LB, Marshall (46)
- 7. Wayne Waff, E, East Tennessee State (54)
- 8. Roy Shivers, HB, Utah State (62)
- 9. Tony Carey, HB, Notre Dame (70)
- 10. Dave Plump, HB, Fresno State (78)
- 11. Jeff White, E, Texas Tech (86)
- 12. Mike Ciccolella, LB, Dayton (94)

1966 — (Drafted 8) Nov. 28, 1965

- 1. Don Davis, T, Los Angeles State (7)
- 2. Nick Rassas, HB, Notre Dame (17)
- 3. Milt Morin, E, Massachusetts (26)
- 4. Charles Brown, HB, Syracuse (35)
- 5. Russ Smith, HB, Miami, Fla. (44)
- 6. Gary Pettigrew, DE, Stanford (54)
- 7. Jim Tolbert, E, Lincoln (Mo.) (63)
- 8. Doug Buffone, LB, Louisville (72)
- 9. Taft Reed, E-DB, Jackson State (81)
- 10. Danny Pride, LB, Tennessee A&I (90)
- 11. Terry Owens, E, Jacksonville St. (Ala.) (99)
- 12. Ray Jones, HB, Los Angeles State (108)
- 13. Houston Ridge, DE, San Diego State (117)
- 14. Mike London, E, Wisconsin (126)
- 15. Shelly Novack, E, Long Beach State (135)
- 16. Bill Scott, DB, Idaho (144)
- 17. Ron Ogle, DT, Long Beach State (153)
- 18. John Travis, HB, San Jose State (162)
- 19. Jerome Bell, C, Oklahoma (171)
- 20. Bill McDowell, LB, Florida State (180)

Future Selections

1. Bob Windsor, E, Kentucky (8)
2. Diron Talbert, T, Texas (17)
3. Jeff Staggs, LB, San Diego State (26)
4. LaVerle Pratt, LB, Idaho (35)
5. Rhome Nixon, E, Southern (La.) (44)
6. Joe Beauchamp, S, Iowa State (53)
7. Brad Hubbard, HB, Arizona (62)
8. St. Saffold, E, San Jose State (71)
9. Wayne Page, DB, Clemson (80)
10. Wayne Becker, T, Montana (89)
11. Hugh Wright, FB, Adams State (Colo.) (98)

1967 — (Drafted 14) Mar. 14-16

1. Ron Billingsley, DT, Wyoming (14)
2. Ron McCall, LB, Weber State (40)
3. Bob Howard, CB, San Diego State (48)
4. Harold Akin, T, Oklahoma State (67)
4. Dickie Post, HB, Houston (94)
5. Bernard Erickson, LB, Abilene Christian (121)
6. Nate Johns, FL, San Diego State (147)
7. David Conway, K, Texas (173)
8. John Mills, E, Tennessee (199)
9. Steve Newell, E, Long Beach State (225)
10. Torre Ossmo, T, Western Michigan (251)
11. Carroll Jarvis, HB, Virginia (277)
12. Choice to Kansas City
13. Leon Carr, DB, Prairie View A&M (Tex.) (329)
14. Martin Baccaglio, DT, San Jose State (355)
15. Craig Scoggins, E, San Diego State (381)
16. Paul Phillips, T, South Carolina (407)
17. John Gibbs, HB, South Carolina State (433)

1968 — (Drafted alternately 18-17) Jan. 21-23

1. Russ Washington, T, Missouri (4)
1. Jim Hill, S, Texas A&I (18)
2. Bill Lenkaitis, C, Penn State (43)
3. Choice to Miami
4. Ken Dyer, FL, Arizona State (100)
5. William Perry, TE, Kent State (129)
6. Choice to Cincinnati
7. Lane Fenner, FL, Florida State (183)
8. Elliott Gammage, TE, Tennessee (209)
9. Grundy Harris, RB, Southern (La.) (237)
10. Choice to Houston
11. Dennis Partee, K, Southern Methodist (291)
12. Jeff Queen, LB, Morgan State (317)
13. Fred Combs, DB, North Carolina State (345)
14. Jim Campbell, LB, West Texas State (371)
15. Dan Kramarczyk, T, Dayton (399)
15. Robert Wells, T, Johnson C. Smith, N.C. (403)
16. Dick Farley, DB, Boston University (425)
17. Dan Andrews, TE, West Texas State (453)

1969 — (Drafted 18) Jan. 28-30

1. Marty Domres, QB, Columbia (9)
1. Bob Babich, LB, Miami, Ohio (15)
2. Ron Sayers, RB, Nebraska-Omaha (44)
3. Eugene Ferguson, T, Norfolk State (70)
4. Choice to Houston
5. Harry (Skip) Orszulak, FL, Pittsburgh (122)
6. Terry Swam, FL, Colorado State (147)
7. Choice to Miami
8. Craig Cotton, FL, Youngstown (Ohio) (200)
9. Joe Williams, DB, Southern (La.) (226)
10. David Arnold, G, Northwest Louisiana (251)
11. Willie Norwood, TE, Alcorn A&M (278)
12. Jim White, RB, Arkansas AM&N (304)
13. Mike Simpson, DB, Houston (330)
14. Bill Ackman, DT, New Mexico State (356)
15. Charlie Jarvis, RB, Army (382)
16. Willie Davenport, FL, Southern (La.) (408)
17. Larry Rentz, DB, Florida (434)

1970 — (Drafted alternately 15-16) Jan. 27-28

1. Walker Gillette, WR, Richmond (15)
2. Tom Williams, DT, California-Davis (42)
3. Choice to Buffalo for WR Richard Trapp
4. Bill Maddox, TE, Syracuse (94)
5. Pettus Farrar, RB, Norfolk State (119)
6. Billy Parks, WR, Long Beach State (146)
7. Jim Fabish, DB, Texas-El Paso (171)
8. Wayne Clark, QB, U.S. International (198)
9. Chris Fletcher, S, Temple (233)
10. Mac Steen, G, Florida (250)
11. Jack Protz, LB, Syracuse (275)
12. Howard Gravelle, TE, California-Davis (302)

13. Bernard Bradley, DB, Utah State (327)
14. Tyrone Caldwell, DT, South Carolina St. (354)
15. Eugene Childs, RB, Texas-El Paso (379)
16. Mike Green, RB, Nebraska (406)
17. David Sanks, G, Louisville (411)

1971 — (Drafted 13) Jan. 28-29

1. Leon Burns, RB, Long Beach State (13)
3. Mike Montgomery, RB, Kansas State (65)
5. Bryant Salter, S, Pittsburgh (115)
5. Ray White, LB, Syracuse (117)
5. Phil Asack, DE, Duke (119)
6. Jacob Mayes, RB, Tennessee State (143)
7. Chuck Dicus, WR, Arkansas (169)
8. Leon Van Gorkum, DE, San Diego St. (195)
9. John Tanner, TE, Tennessee Tech (221)
10. Gary Nowak, TE, Michigan State (247)
11. Don Pinson, DB, Tennessee State (273)
12. Wesley Garnett, WR, Utah State (299)
13. Sammy Milner, WR, Mississippi State (325)
14. Ed O'Daniel, DE, Texas Southern (351)
15. Eric Humston, LB, Muskingum (Ohio) (377)
16. Ed Foote, C, Hawaii (403)
17. Chip Kell, C, Tennessee (429)

1972 — (Drafted alt. 11-10-9-13-12) Feb. 1-2

2. Pete Lazetich, DE, Stanford (36)
3. Bill McClard, K, Arkansas (61)
5. Jim Bishop, TE, Tennessee Tech (116)
5. Harry Gooden, DE, Alcorn A&M (130)
6. Bruce Ward, G, San Diego State (141)
9. Fran Schmitz, DT, St. Norbert (Wisc.) (221)
10. Lon Kolstad, LB, Whitewater (Wisc.) (246)
11. John Turner, TE, Long Beach State (270)
12. Sam Key, LB, Elon, N.C. (295)
13. Andy Selfridge, LB, Virginia (321)
14. John Van Reenen, DE, Washington St. (351)
15. Charles Neugent, DB, Tuskegee, Ala. (376)
16. James Shaw, DB, Tulsa (401)
17. Oscar Dragon, RB, Arizona State (423)
17. Bob Tackett, T, Texas-El Paso (426)

1973 — (Drafted alternately [6-5-8-7] Jan. 30-31

1. Johnny Rodgers, WR, Nebraska (25)
3. Dan Fouts, QB, Oregon (64)
4. James Thaxton, TE, Tennessee State (84)
5. Willie McGehee, WR-KR, Alcorn A&M (123)
5. John Knoble, LB, Weber State (125)
6. Marvin Roberts, C, Michigan State (135)
9. Tab Bennett, LB, Illinois (214)
10. Cliff Burnett, DE, Montana (239)
11. Jay Douglas, C, Memphis State (268)
12. Lynn Ahrens, T, Eastern Montana (293)
13. Alfred Reese, RB, Tennessee State (318)
14. Tony Adams, QB, Utah State (343)
15. Gary Parris, TE, Florida State (372)
16. Joe Petty, DB, Arizona State (397)
17. Barry Darrow, T, Montana (422)

1974 — (Drafted alternately [2-3] Jan. 29-30

1. Bo Matthews, RB, Colorado (2)
1. Don Goode, LB, Kansas (15)
2. Mark Markovich, C, Penn State (43)
4. Harrison Davis, WR, Virginia (81)
5. John Teerlink, DT, Western Illinois (105)
6. Jesse Freitas, QB, San Diego State (133)
8. Tom Forrest, G, Cincinnati (185)
8. Bon Boatwright, T, Oklahoma State (206)
9. Danny Colbert, S, Tulsa (210)
10. John Ketchoyian, LB, Santa Clara (237)
11. Dave Grannell, TE, Arizona State (262)
12. Sam Williams, DB, California (289)
13. Brian Vertefeuille, T, Idaho State (314)
14. Greg Bailey, DB, Long Beach State (341)
15. Charles Anthony, LB, Southern California (366)
15. Greg Meczka, TE, Bowling Green (386)
16. Neal Skarin, DE, Arizona State (393)
17. Charles DeJurnett, DT, San Jose State (418)

1975 — (Drafted alternately [8-7-6] Jan. 28-29

1. Gary Johnson, DT, Grambling (8)
1. Mike Williams, CB, Louisiana State (22)
2. Louie Kelcher, DT, Southern Methodist (30)
2. Fred Dean, LB, Louisiana Tech (33)
3. Mike Fuller, DB, Auburn (73)
4. Ken Bernich, LB, Auburn (101)
5. Kevin Nosbusch, DT, Notre Dame (111)

5. Charles Waddell, TE, North Carolina (125)
6. John Carroll, WR, Oklahoma (134)
6. Billy Shields, T, Georgia Tech (136)
7. Rickey Young, RB, Jackson State (164)
8. Barry Collier, T, Georgia (203)
8. Ralph Perretta, G, Purdue (206)
9. Larry Keller, LB, Houston (214)
10. Otha Bradley, DT, Southern California (242)
11. Vince Phason, DB, Arizona (267)
11. Ike McBee, WR, San Jose State (284)
12. Jerry Dahl, LB, North Dakota State (292)
13. Pete Demmerle, WR, Notre Dame (320)
13. Glen Printers, RB, Southern California (335)
14. Reggie Barnett, DB, Notre Dame (345)
15. John Roush, G, Oklahoma (370)
16. Chip Salvestrini, G, Yankton (S.D.) (398)
17. Neal Jeffrey, QB, Baylor (423)

1976 — (Drafted alternately [4-3] April 8-9

1. Joe Washington, RB, Oklahoma (4)
2. Don Macek, G, Boston College (31)
3. Larry Dorsey, WR, Tennessee State (64)
4. Bob Horn, MLB, Oregon State (94)
4. Ron Singleton, TE, Grambling (113)
4. Artie Owens, WR, West Virginia (115)
5. Woodrow Lowe, LB, Alabama (131)
8. Tony DiRienzo, K, Oklahoma (212)
9. Glynn Harrison, RB, Georgia (251)
10. Jeff Perlinger, DE, Michigan (268)
11. Ray Preston, LB, Syracuse (295)
12. Ron Lee, S, Oregon (322)
13. John Lee, DT, Nebraska (351)
14. Ed Jones, G, Cincinnati (478)
15. Jack Hoffman, DL, Indiana (407)
16. Jack Harrison, G, California (434)
17. Clarence Sanders, LB, Cincinnati (463)

1977 — (Drafted alternately 14-13-12) May 3-4

1. Bob Rush, C, Memphis State (24)
3. Keith King, S, Colorado State (77)
5. Clarence Williams, RB, South Carolina (124)
5. Cliff Olander, P-QB, New Mexico State (128)
6. Dave Lindstrom, DE, Boston University (146)
6. Lawrence Barnes, RB, Tennessee State (151)
6. Pete Shaw, S, Northwestern (152)
7. Ron Bush, CB, Southern California (181)
8. Gene Washington, WR, Georgia (234)
10. Curtis Townsend, LB, Arkansas (265)
12. Jim Stansik, TE, Eastern Michigan (319)

1978 — (Drafted alternately 14-13-15) May 2-3

1. John Jefferson, WR, Arizona State (14)
2. Milton Hardaway, T, Oklahoma State (41)
3. Rickey Anderson, RB, South Carolina St. (71)
5. John Choma, G, Virginia (135)
7. Cliff Featherstone, CB, Colorado State (180)
8. Gavin Hedrick, P, Washington State (200)
9. Henry Bradley, DT, Alcorn State (237)
9. Blake Whitlatch, LB, Louisiana State (248)
10. Charles Price, TE, Cincinnati (264)
12. Kevin Bell, WR, Lamar (Tex.) (321)

1979 — (Drafted alt. 20-19-18-17-21) May 3-4

1. Kellen Winslow, TE, Missouri (13)
3. Cliff Thrift, MLB, East Central Oklahoma (73)
4. John Floyd, WR, NE Louisiana (104)
8. Wilburt Haslip, RB, Hawaii (210)
9. Alvin Garrett, WR, Angelo State (Tex.) (237)
10. Tony Petruccio, DT, Penn State (265)
10. Al Green, S, Louisiana State (269)
11. Dave Rader, QB, Tulsa (295)
12. Frank Duncan, S, San Francisco State (321)

1980 — (Drafted 26th) April 29-30

4. Ed Luther, QB, San Jose State (101)
4. Bob Gregor, S, Washington State (108)
6. La Rue Harrington, RB, Norfolk State (151)
6. Wayne Hamilton, LB, Alabama (163)
7. Chuck Loewen, G, South Dakota St. (175)
7. Stuart Dodds, P, Montana State (191)
8. Curtis Simmones, RB, North Alabama (219)
9. Steve Whitman, RB, Alabama (247)
11. John Singleton, DE, Texas-El Paso (303)
12. Harry Price, WR, McNeese State (331)

Draft History, cont.

1980 Supplemental Draft — July 17

- Billy Mullins, WR, Southern California (243)

1981 — (Drafted 24 April 28-29)

- James Brooks, RB-KR, Auburn (24)
- Irvin Phillips, CB, Arkansas Tech (77)
- Amos Lawrence, RB, North Carolina (103)
- Eric Sievers, TE, Maryland (107)
- Keith Ferguson, LB, Ohio State (131)
- Andrew Gissingner, T, Syracuse (141)
- Bobby Duckworth, WR, Arkansas (162)
- Pete Holohan, TE, Notre Dame (189)
- Robert Parham, FB, Grambling (268)
- Matt Petrzelka, T, Iowa (280)
- Carlos Bradley, LB, Wake Forest (300)
- Stacy Charles, WR, Bethune-Cookman (327)

1982 — (Drafted alt. 23-22-21-20-23) April 27-28

- Hollis Hall, CB, Clemson (188)
- Maury Buford, P, Texas Tech (215)
- Warren Lyles, DT, Alabama (246)
- Andre Young, S, Louisiana Tech (273)
- Anthony Watson, S, New Mexico (299)

1983 — (Drafted alt. 22-21-24-23-22) May 2

- Billy Ray Smith, LB, Arkansas (5)
- Gary Anderson, RB, Arkansas (20)
- Gill Byrd, CB, San Jose State (22)
- Danny Walters, CB, Arkansas (95)
- Trumaine Johnson, WR, Grambling (141)
- Bill Elko, DT, Louisiana State (192)
- Earnest Jackson, RB, Texas A&M (202)
- Mike Green, LB, Oklahoma State (245)
- Bruce Mathison, QB, Nebraska (272)
- Tim Kearse, WR, San Jose State (303)
- Tim Spencer, RB, Ohio State (308)
- Billy Blalock, S, Tennessee Tech (314)
- Chuck Ehin, DE, Brigham Young (330)

1984 — (Drafted alternately 6-5) May 1

- Mossy Cade, CB, Texas (6)
- Mike Guendling, LB, Northwestern (33)
- Lionel James, RB-KR, Auburn (118)
- Keith Guthrie, NT, Texas A&M (144)
- Jesse Bendross, WR, Alabama (173)
- Ray Woodard, DE, Texas (199)
- Bob Craighead, RB, Northeast Louisiana (219)
- Zachary Barnes, DE, Alabama State (230)
- Buford McGee, RB, Mississippi (286)
- Paine Harper, WR, LaVerne (331)

1984 Supplemental Draft — (Drafted 6-5-6) June 5

- Lee Williams, DE, Bethune-Cookman (6) (Previous: Los Angeles, USFL)
- Steve Smith, QB, Michigan (33) (Previous: Montreal, CFL)
- Clarence Collins, WR, Southern Illinois (62) (Previous: New Jersey, USFL)

1985 — (Drafted alternately 12-11-10) April 30

- Jim Lachey, T, Ohio State (12)
- Wayne Davis, CB, Indiana State (39)
- Jeff Dale, S, Louisiana State (55)
- John Hendy, CB, Long Beach State (69)
- Ralf Mojsiejenko, P-K, Michigan State (96)
- Terry Lewis, CB, Michigan State (150)
- Mark Fellows, OLB, Montana State (196)
- Curtis Adams, RB, Central Michigan (207)
- Paul Berner, QB, Pacific (234)
- Dan Rensberg, T, Abilene Christian (252)
- David King, CB, Auburn (264)
- Jeff Smith, NT, Kentucky (291)
- Tony Simmons, DE, Tennessee (318)
- Bret Pearson, TE, Wisconsin (329)

1986 — (Drafted alternately 14-17-16) April 29

- Leslie O'Neal, DE, Oklahoma State (8)
- James FitzPatrick, T, Southern California (13)
- Terry Unrein, DE, Colorado State (67)
- Jeff Walker, T, Memphis State (71)
- Ty Allert, OLB, Texas (95)
- Tommy Taylor, ILB, UCLA (97)
- Doug Landry, OLB, Louisiana Tech (118)
- Donald Brown, CB, Maryland (129)
- Matt Johnson, S, Southern California (133)
- Curtis Paddrige, WR, Northern Illinois (155)
- Fred Smalls, OLB, West Virginia (182)

- Mike Perrino, T, Notre Dame (209)
- Mike Zordich, S, Penn State (235)
- Charles Sanders, RB, Slippery Rock, Pa. (293)
- Drew Smetana, T, Oregon (298)
- Jeff Sprowls, S, Brigham Young (320)
- Mike Travis, S, Georgia Tech (333)

1987 — (Drafted alternately 5-4-3) April 28

- Rod Bernstine, TE, Texas A&M (24)
- Louis Brock, CB, Southern California (53)
- Karl Wilson, OE, LSU (59)
- Mark Vlasic, QB, Iowa (88)
- Nelson Jones, CB, North Carolina St. (115)
- Jamie Holland, WR, Ohio State (173)
- Joe Mac Esker, T, Texas-El Paso (199)
- Ron Brown, OLB, Southern California (204)
- Tom Wilcher, RB, Michigan (226)
- Anthony Anderson, DB, Grambling (256)
- Joe Goebel, C, UCLA (284)
- Marcus Greenwood, RB, UCLA (310)

1988 — (Drafted alt. 15-19-18-17-16) April 24-25

- Anthony Miller, WR, Tennessee (15)
- Quinn Early, WR, Iowa (60)
- Joe Campbell, DE, New Mexico State (91)
- Stacy Searels, C-G, Auburn (93)
- David Richards, T, UCLA (98)
- Cedric Figaro, LB, Notre Dame (152)
- Joey Howard, T, Tennessee (238)
- Ed Miller, C, Pittsburgh (285)
- George Hinkle, DE, Arizona (292)
- Wendell Phillips, S, North Alabama (324)

1989 — (Drafted alternately 8-9) April 23-24

- Burt Grossman, DE, Pittsburgh (8)
- Courtney Hall, C, Rice (37)
- Billy Joe Tolliver, QB, Texas Tech (51)
- Elliott Smith, CB, Alcorn State (120)
- Marion Butts, FB, Florida State (183)
- Terence Jones, QB, Tulane (195)
- Dana Brinson, WR/KR, Nebraska (204)
- Pat Davis, TE, Syracuse (231)
- Ricky Andrews, ILB, Washington (260)
- Victor Floyd, RB, Florida State (287)

1990 — (Drafted alternately 7-8) April 23-24

- Junior Seau, LB, Southern California (5)
- Jeff Mills, OLB, Nebraska (57)
- Leo Goetas, T, Hawaii (60)
- Walter Wilson, WR, East Carolina (67)
- John Friesz, QB Idaho (138)
- Frank Cornish, C-G, UCLA (143)
- David Pool, CB, Carson-Newman, Tenn. (145)
- Derrick Walker, TE, Michigan (163)
- Jeff Novak, G, Southwest Texas State (172)
- Joe Staysniak, T, Ohio State (185)
- Nate Lewis, WR, Oregon Tech (187)
- Keith Collins, CB, Appalachian State (193)
- J.J. Flannigan, RB, Colorado (201)
- Chris Goetz, G, Pittsburgh (227)
- Ken Berry, CB, Miami (256)
- Tommie Stowers, HB, Missouri (283)
- Elliott Searcy, WR, Southern (La.) (326)

1991 — (Drafted alt. 10-9-8-7-12-11) April 21-22

- Stanley Richard, S, Texas (9)
- George Thornton, DT, Alabama (36)
- Eric Bieniemy, RB, Colorado (39)
- Eric Moten, G, Michigan State (47)
- Yancey Thigpen, WR, Winston-Salem St. (90)
- Duane Young, TE, Michigan State (123)
- Floyd Fields, S, Arizona State (127)
- Jimmy Laister, OT, Oregon Tech (150)
- David Jones, WR, Delaware State (177)
- Terry Beauford, OL, Florida A&M (192)
- Andy Katooa, LB, Oregon State (230)
- Roland Poles, FB, Tennessee (254)
- Mike Heldt, C, Notre Dame (257)
- Joe Weinberg, WR, Johnson C. Smith (N.C.) (290)
- Chris Samuels, RB, Texas (317)

1992 — (Drafted alternately 5-6-7) April 26-27

- Chris Mims, DE, Tennessee (23)
- Marquez Pope, CB, Fresno State (33)
- Ray Ethridge, WR, Pasadena CC (63)
- Curtis Whitley, C, Clemson (117)
- Kevin Little, LB, North Carolina A&T (131)

- Eric Jonassen, T, Bloomsburg College (140)
- Reggie White, DT, North Carolina A&T (149)
- Deems May, TE, North Carolina (174)
- James Fuller, S, Portland State (201)
- Johnnie Barnes, WR, Hampton (Va.) (231)
- Arthur Paul, DT, Arizona State (258)
- Keith McAffee, RB, Texas A&M (285)
- Carlos Huerta, K, Miami (315)

1993 — (Drafted alternately 20-24) April 25-26

- Darrien Gordon, CB, Stanford (22)
- Natronne Means, RB, North Carolina (41)
- Joe Cocozzo, G, Michigan (64)
- Raylee Johnson, DE, Arkansas (95)
- Lew Bush, OLB, Washington State (99)
- Walter Dunson, WR, Middle Tennessee St. (134)
- Eric Castle, FS, Oregon (161)
- Doug Miller, OLB, South Dakota State (188)
- Trent Green, QB, Indiana (222)

1994 — (Drafted alternately 12-17) April 24-25

- Isaac Davis, G, Arkansas (43)
- Vaughn Parker, G, UCLA (63*)
- Andre Coleman, WR, Kansas State (70)
- Willie Clark, CB, Notre Dame (82)*
- Aaron Laing, TE, New Mexico State (137)
- Rodney Harrison, S, Western Illinois (145)
- Darren Krein, DE, Miami (150)
- Tony Vinson, RB, Towson State (Md.) (160)*
- Zane Beehn, LB, Kentucky (207)

1995 — (Drafted 29) April 22-23

- Terrance Shaw, CB, Stephen F. Austin (34)
- Terrell Fletcher, RB, Wisconsin (51)
- Jimmy Oliver, WR, Texas Christian (61)
- Don Sasa, DT, Washington State (93)
- Preston Harrison, LB, Ohio State (98)
- Chris Cowart, LB, Florida State (100)
- Aaron Hayden, RB, Tennessee (104)
- OM'Elar Wilson, WR, Florida State (162)
- Troy Sienkiewicz, G, New Mexico State (177)
- Brandon Harrison, WR, Howard Payne (183)
- Craig Whelihan, QB, Pacific (197)
- Tony Berti, T, Colorado (200)
- Mark Montreuil, CB, Concordia (Can.) (237)

1996 — (Drafted alt. 21-20-19-23-22) April 20-21

- Bryan Still, WR, Virginia Tech (41)
- Patrick Sapp, OLB, Clemson (50)
- Brian Roche, TE, San Jose State (81)
- Charlie Jones, WR, Fresno State (114)
- Junior Soli, DT, Arkansas (155)
- Jim Mills, T, Idaho (190)
- Bryan Stoltenberg, C, Colorado (192)
- Freddie Bradley, RB, Sonoma State (Ca.) (231)

1997 — (Drafted alt. 16-15-14-13) April 19-20

- Freddie Jones, TE, North Carolina (45)
- Michael Hamilton, OLB, No. Carolina A&T (71)
- Raleigh Roundtree, T, South Carolina St. (109)
- Kenny Bynum, RB, South Carolina State (138)
- Paul Bradford, CB, Portland State (146)
- Daniel Palmer, T, Air Force Academy (178)
- Toran James, LB, North Carolina A&T (218)
- Tony Corbin, QB, Sacramento State (237)*

1998 — (Drafted alternately 3-2-5-4) April 18-19

- Ryan Leaf, QB, Washington State (2)
- Mikhael Ricks, WR, Stephen F. Austin (59)
- Cedric Harden, DE, Florida A&M (126)
- Clifford Ivory, CB, Troy State (155)
- Jon Haskins, LB, Stanford (194)
- Kio Sanford, WR, Kentucky (234)*

1998 Supplemental Draft — (Drafted 4) July 9

- Jamal Williams, DT, Oklahoma State (1)

1999 — (Drafted alternately 8-9) April 19-20

- Pick used in 1998 Supplemental Draft for Jamal Williams, DT, Oklahoma State
- Jermaine Fazzande, FB, Oklahoma (60)
- Steve Heiden, TE, South Dakota State (69)
- Jason Perry, DB, North Carolina State (104)
- Adrian Dingle, DE, Clemson (139)
- Reginald Nelson, G, McNeese State (141)
- Tyrone Bell, DB, North Alabama (178)

2000—(Drafted alt. 13-12-21-19-19-18-16) April 15-16

2. Rogers Beckett, S, Marshall (43)
3. Damion McIntosh, T, Kansas State (83)
4. Trevor Gaylor, WR, Miami, Ohio (111)
4. Leonardo Carson, DT, Auburn (113)
6. Shannon Taylor, LB, Virginia (184)
6. Damen Wheeler, CB, Colorado (203)*
6. Jajaun Seider, QB, Florida A&M (205)*
7. Jason Thomas, G, Hampton (222)

2001—(Drafted 1) April 21-22

1. LaDainian Tomlinson, RB, Texas Christian (5)
2. Drew Brees, QB, Purdue (32)
3. Tay Cody, CB, Florida State (67)
4. Carlos Polk, LB, Nebraska (112)
5. Elliot Silvers, T, Washington (132)
5. Zeke Moreno, LB, Southern California (139)
7. Brandon Gorin, T, Purdue (201)
7. Robert Carswell, FS, Clemson (244)*

2002—(Drafted 5) April 20-21

1. Quentin Jammer, CB, Texas (5)
2. Toniu Fonoti, G, Nebraska (39)
2. Reche Caldwell, WR, Florida (48)
3. Ben Leber, LB, Kansas State (71)
4. Justin Peelle, TE, Oregon (103)
5. Terry Charles, WR, Portland State (142)
6. Matt Anderle, T, Minnesota (178)
7. Seth Burford, QB, Cal Poly-SLO (216)

2003—(Drafted 15) April 26-27

1. Sammy Davis, CB, Texas A&M (30)
2. Drayton Florence, CB, Tuskegee (46)
2. Terrence Kiel, S, Texas A&M (62)
3. Courtney VanBuren, T, Arkansas-Pine Bluff (80)
4. Matt Wilhelm, LB, Ohio State (112)
5. Mike Scifres, P, Western Illinois (149)
6. Hanik Milligan, FS, Houston (188)
7. Andrew Pinnock, FB, South Carolina (229)

2004—(Drafted 1) April 24-25

1. Eli Manning, QB, Mississippi (1)
2. Igor Olshansky, DT, Oregon (35)
3. Nate Kaeding, K, Iowa (65)
3. Nick Hardwick, C, Purdue (66)
4. Shaun Phillips, LB, Purdue (98)
5. Dave Ball, DE, UCLA (133)
5. Michael Turner, RB, Northern Illinois (154)
6. Ryan Krause, TE, Nebraska-Omaha (169)
7. Ryon Bingham, DT, Nebraska (204)
7. Shane Olivea, G-T, Ohio State (209)
7. Carlos Joseph, T, Miami (254)*

2005—(Drafted 28) April 23-24

1. Shawne Merriman, OLB, Maryland (12)
1. Luis Castillo, DE, Northwestern (28)
2. Vincent Jackson, WR, Northern Colorado (61)
4. Darren Sproles, RB, Kansas State (130)
5. Wesley Britt, T, Alabama (164)
6. Wes Sims, G, Oklahoma (177)
7. Scott Mruzckowski, C, Bowling Green (242)

2006—(Drafted alt. 19-18-17-16) April 29-30

1. Antonio Cromartie, CB, Florida State (19)
2. Marcus McNeill, T, Auburn (50)
3. Charlie Whitehurst, QB, Clemson (81)
5. Tim Dobbins, LB, Iowa State (151)
6. Jerome Clary, T, Kansas State (187)
6. Kurt Smith, K, Virginia (188)
7. Chase Page, DT, North Carolina (225)
7. Jimmy Martin, T, Virginia Tech (227)

2007—(Drafted 30) April 28-29

1. Buster Davis, WR, Louisiana State (30)
2. Eric Weddle, S, Utah (37)
3. Anthony Waters, LB, Clemson (96)*
4. Scott Chandler, TE, Iowa (129)
5. Legedu Naanee, WR, Boise State (172)
7. Brandon Siler, LB, Florida (240)

2007 Supplemental Draft—(Drafted 28) July 12

4. Paul Oliver, CB, Georgia (28)

2008—(Drafted 27) April 26-27

1. Antoine Cason, CB, Arizona (27)
3. Jacob Hester, FB, Louisiana State (69)

4. Pick used in 2007 Supplemental Draft to select Paul Oliver, CB, Georgia
5. Marcus Thomas, RB, Texas-El Paso (166)
6. DeJuan Tribble, CB, Boston College (192)
7. Corey Clark, T, Texas A&M (234)

2009—(Drafted 16) April 25-26

1. Larry English, LB, Northern Illinois (16)
3. Louis Vasquez, G, Texas Tech (78)
4. Vaughn Martin, DE, Western Ontario (Can.) (113)
4. Tyronne Green, G, Auburn (133)
4. Gartrell Johnson, RB, Colorado State (134)
5. Brandon Hughes, CB, Oregon State (148)
6. Kevin Ellison, S, Southern California, (189)
7. Demetrius Byrd, WR, Louisiana State (224)

2010—(Drafted 28) April 22-24

1. Ryan Matthews, RB, Fresno State (12)
3. Donald Butler, LB, Washington (79)
4. Darrell Stuckey, SS, Kansas (110)
5. Cam Thomas, DT, North Carolina (146)
5. Jonathan Crompton, QB, Tennessee (168)*
7. Dedrick Epps, TE, Miami (235)

2011—(Drafted 18) April 28-30

1. Corey Liuget, DE, Illinois (18)
2. Marcus Gilchrist, CB-KR, Clemson (50)
2. Jonas Mouton, LB, Michigan (61)
3. Vincent Brown, WR-KR, San Diego St. (82)
3. Sharece Wright, CB, Southern California (89)
6. Jordan Todman, RB, Connecticut (183)
6. Stephen Schilling, T, Michigan (201)*
7. Andrew Gachkar, LB, Missouri (234)*

2012—(Drafted 18) April 26-28

1. Melvin Ingram, OLB, South Carolina (18)
2. Kendall Reyes, DE, Connecticut (49)
3. Brandon Taylor, SS, Louisiana State (73)
4. Ladarius Green, TE, Louisiana-Lafayette (110)
5. Johnnie Troutman, G, Penn State (149)
7. David Molk, C, Michigan (226)
7. Edwin Baker, RB, Michigan State (250)*

2013—(Drafted 11) April 25-27

1. D.J. Fluker, T, Alabama (11)
2. Manti Te'o, LB, Notre Dame (38)
3. Keenan Allen, WR, California (76)
5. Steve Williams, CB, California (145)
6. Tourek Williams, OLB, Fla. International (179)
7. Brad Sorenson, QB, Southern Utah (221)

2014—(Drafted 25) May 8-10

1. Jason Verrett, CB, Texas Christian (25)
2. Jeremiah Attaochu, OLB, Georgia Tech (50)
3. Chris Watt, G, Notre Dame (89)
5. Ryan Carrethers, DT, Arkansas State (165)
6. Marion Grice, RB, Arizona State (201)
7. Tevin Reese, WR, Baylor (240)

2015—(Drafted 17) April 30-May 2

1. Melvin Gordon, RB, Wisconsin (15)
2. Denzel Perryman, ILB, Miami (48)
3. Craig Mager, CB, Texas State (83)
5. Kyle Emanuel, OLB, North Dakota State (153)
6. Darius Philon, DE, Arkansas (192)

2016—(Drafted alt. 3-4) April 28-30

1. Joey Bosa, DE, Ohio State (3)
2. Hunter Henry, TE, Arkansas (35)
3. Max Tuerk, C, Southern California (66)
4. Joshua Perry, ILB, Ohio State (102)
5. Jatavis Brown, OLB, Akron (175)*
6. Drew Kaser, P, Texas A&M (179)
6. Derek Watt, FB, Wisconsin (198)
7. Donavon Clark, G, Michigan State (224)

* Compensatory Selection

ALL-TIME DRAFT PICKS BY SCHOOL

Southern California	23	Illinois	3	LaVerne (Calif.)	1
Notre Dame	18	Iowa State	3	Lincoln (Mo.)	1
Florida State	14	Louisiana Tech	3	Louisiana-Lafayette	1
San Diego State	14	Miami (Ohio)	3	Marquette	1
Arkansas	13	Minnesota	3	McMurry (Tex.)	1
Auburn	13	Montana	3	Middle Tennessee State	1
Louisiana State	13	Norfolk State	3	Mississippi State	1
Mississippi	13	North Alabama	3	Morgan State	1
Ohio State	12	Northern Illinois	3	Muskingum (Ohio)	1
Tennessee	12	Portland State	3	New Mexico	1
Texas A&M	11	South Dakota State	3	Norbert (Wisc.)	1
Arizona State	10	Tennessee Tech	3	North Carolina College	1
Nebraska	10	Texas Southern	3	North Texas	1
San Jose State	10	Villanova	3	Northern Colorado	1
Syracuse	10	Virginia Tech	3	Northwestern State/Northwest Louisiana	1
UCLA	10	West Texas State	3	Pasadena CC (Ca.)	1
Alabama	9	Western Illinois	3	Pennsylvania	1
Clemson	9	Ablene Christian	2	Prairie View A&M	1
Colorado	9	Arkansas-Pine Bluff/Arkansas (AM&N)	2	Presbyterian	1
Michigan State	9	Bethune-Cookman	2	Sacramento State	1
Oklahoma	9	Bowling Green	2	San Francisco State	1
Washington State	9	California-Davis	2	Santa Clara	1
Florida	8	Connecticut	2	Slippery Rock (Pa.)	1
Fresno State	8	East Carolina	2	Sonoma State (Ca.)	1
Grambling	8	Hampton	2	Southern Illinois	1
Long Beach State	8	Howard Payne (Tex.)	2	Southern Mississippi	1
Memphis/Memphis State	8	Jackson State	2	Southern Utah	1
Michigan	8	Johnson C. Smith (N.C.)	2	Southwest Texas State	1
New Mexico State	8	Louisville	2	Tampa	1
Penn State	8	Marshall	2	Temple	1
Texas	8	Massachusetts	2	Tennessee A&I	1
Iowa	7	McNeese State	2	Texas A&I/Texas A&M Kingsville	1
Miami (Fla.)	7	Montana State	2	Texas State	1
North Carolina	7	NE Louisiana/Louisiana-Monroe	2	Toledo	1
Oregon	7	Nebraska-Omaha	2	Towson State (Md.)	1
Pittsburgh	7	North Dakota State	2	Troy	1
Purdue	7	Oregon Tech	2	Tulane	1
Texas Tech	7	Rice	2	U.S. International	1
Colorado State	6	Southern Methodist	2	Wake Forest	1
Georgia	6	Stephen F. Austin	2	Western Ontario (Can.)	1
Georgia Tech	6	Tuskegee (Ala.)	2	Whitewater (Wisc.)	1
Kansas State	6	Utah	2	Whitworth (Wash.)	1
Missouri	6	Virginia Union	2	Winston-Salem State (N.C.)	1
Oklahoma State	6	Weber State	2	Wyoming	1
South Carolina	6	Western Michigan	2	Xavier	1
Southern (La.)	6	Wichita State	2	Yale	1
Tennessee State	6	Adams State (Colo.)	1	Yankton (S.D.)	1
Texas-El Paso	6	Air Force	1	Youngstown State	1
Tulsa	6	Akron	1		
Virginia	6	Alabama State	1		
Washington	6	Angelo State (Tex.)	1		
West Virginia	6	Appalachian State	1		
Wisconsin	6	Arkansas State	1		
Alcorn State (Alcorn A&M)	5	Arkansas Tech	1		
California	5	Army	1		
Cincinnati	5	Bloomsburg (Pa.)	1		
Idaho	5	Boise State	1		
Kentucky	5	Bradley	1		
Maryland	5	Brown	1		
North Carolina A&T	5	Cal Poly-San Luis Obispo	1		
Northwestern	5	Carson-Newman (Tenn.)	1		
South Carolina State	5	Central Michigan	1		
Stanford	5	Columbia	1		
Utah State	5	Concordia (Can.)	1		
Arizona	4	Dartmouth	1		
Citadel	4	Delaware State	1		
Houston	4	Duke	1		
Indiana	4	East Central Oklahoma	1		
Kansas	4	East Tennessee State	1		
Los Angeles State	4	East Texas State	1		
North Carolina State	4	Eastern Michigan	1		
Oregon State	4	Eastern Montana	1		
Pacific	4	Elon	1		
Richmond	4	Florida International	1		
Texas Christian	4	George Washington	1		
Baylor	3	Hardin-Simmons	1		
Boston	3	Idaho State	1		
Boston College	3	Indiana State	1		
Brigham Young	3	Jacksonville State (Ala.)	1		
Dayton	3	Kansas City	1		
Florida A&M	3	Kent State	1		
Hawaii	3	Lamar (Tex.)	1		

TRADE HISTORY

1970

- 4/28 TE Jacque MacKinnon to Green Bay for 1971 5th (115, Bryan Salter)
 5/3 DE Joe Owens from New Orleans for 1971 4th
 8/4 SS Kenny Graham to Cincinnati for 1971 5th (119, Phil Asack)
 10/15 RB Mike Garrett from Kansas City for 1971 2nd (39)

1971

- 5/19 WR Lance Alworth to Dallas for TE Pettis Norman, T Tony Liscio and DT Ron East
 5/26 CB Leslie Duncan to Washington for 1973 5th (123, Willie McGee)
 6/24 DT Kevin Hardy from Green Bay for 1972 1st (11)
 9/8 C Carl Mauck from Miami for 1972 4th (91)
 9/8 RB Eddie Ray from New England for 1972 7th (165)
 11/19 T Tony Liscio to Dallas for 1972 5th (130, Harry Gooden)

1972

- 1/29 DE Deacon Jones, DT Greg Wojcik and RB Lee White from Los Angeles Rams for LB Jeff Stagg, 1972 2nd and 1973 2nd (31) and 3rd (60)
 1/31 DT George Wright from Baltimore for 1972 4th (91) and 8th (191), and 1973 4th (85)
 1/31 RB Leon Burns and WR Walker Gillette to St. Louis for RB Sid Edwards and WR Dave Williams
 2/2 C Cal Winthrow to Green Bay for 1972 17th (423, Oscar Dragon)
 3/27 LB Ed Philpott from New England for 1973 7th
 4/19 S Jim Hill to Green Bay for DE Lionel Aldridge and 1974 3rd
 5/5 DT Andy Rice to Kansas City for 1973 7th
 5/9 LB Bob Bruggers to Cincinnati for T ERNIE WRIGHT
 6/19 DE Cal Snowden from Buffalo for 1973 5th
 7/11 DT John Richardson from Mia for 1973 6th
 7/22 T Gary Nowak to Kansas City for 1973 9th
 7/22 TE Jim Bishop to Kansas City for 1973 6th
 7/26 DE Steve DeLong to Chicago for 1973 4th (84, James Thaxton)
 7/31 Cash to Rams for TE Luther Palmer
 7/31 RB Jesse Taylor and 1974 8th (206, Bon Boatwright) from Los Angeles Rams for 1974 7th (158)
 7/31 RB Jeff Queen to Oakland for 1973 3rd (64, Dan Fouts)
 7/31 WR Billy Parks and RB Mike Montgomery to Dallas for RB Duane Thomas
 7/31 LB Tim Rossovich from Philadelphia for 1973 1st (6)
 8/1 RB Eddie Ray and San Francisco's 1972 3rd (via Washington) to Denver for DT Dave Costa
 8/8 QB Marty Domres to Baltimore for Washington's 1972 1st (25) and TE John Andrews
 9/4 CB Leonard Dunlap from Baltimore for 1973 4th (85)
 9/6 DT George Wright to Cleveland for 1973 5th (125, John Knoble)

1973

- 1/22 QB Johnny Unitas from Baltimore for cash
 1/25 RB Tom Matte from Baltimore for 1973 8th
 1/26 QB John Hadl to Los Angeles Rams for DE Coy Bacon and RB Bob Thomas
 4/10 S Chuck Detwiler, DE Lee Thomas and player to be named later to Buffalo for 1974 2nd (43, Mark Markovitch)
 5/22 S Ron Smith from Chicago for 1974 3rd
 7/20 RB Duane Thomas to Washington for 1975 1st (22, Mike Williams) and 1976 2nd
 8/1 CB Ray Jones to Denver for cash
 8/7 K Bill McClard to Los Angeles Rams for 1974 5th
 8/27 WR Bill Malinchak to Washington for 1975 8th (203, Barry Collier) and 1974 15th (386, Greg Meczka)
 8/31 DE Louis Ross from Atlanta for 1974 8th
 9/5 LB Mike Stratton from Buffalo for 1974 5th
 9/5 LB Bob Babich and 1975 4th (86) to Cleveland for 1974 1st (15, Don Goode) and 1975 2nd (30, Louie Kelcher)
 9/5 LB Carl Gersbach and RB Clint Jones from Minnesota for 1974 2nd (29) and 3rd

1974

- 1/9 QB Wayne Clark to Cincinnati for QB Virgil Carter
 1/29 G Walt Sweeney to Washington for 1974 5th (105, John Teerlink), 1975 6th and 1976 4th (115, Artie Owens) (from Oakland)
 2/25 DE Dennis Wirgowski from Philadelphia for 1975 8th (Choice was rescinded because he did not make squad)
 3/1 RB Reece Morrison from Cincinnati for \$1.00 and clear title rights to QB Wayne Clark
 4/10 S Bryant Salter and 1975 8th to Washington for 1976 3rd and 1977 2nd and 3rd (77, Keith King)
 8/2 LB Fred Forsberg from Buffalo for \$100
 8/6 LB John Knoble from Rams for \$100
 8/6 G Tom Forrest to Chicago for \$100
 8/12 DE Deacon Jones and 1975 8th (189) to Washington for 1977 3rd (77, Keith King)

- 8/15 S Ron Smith to Oakland for 1975 4th (101, Ken Bernick) and 8th (206, Ralph Perretta)
 8/23 DT Dave Rowe from New England (via Washington) for 1975 6th
 8/29 RB Bill Rudder to NY Giants for 1975 7th
 9/5 DT Bob Brown from Green Bay for 1975 3rd (58)
 9/5 DT Dave Costa to Buffalo for 1975 5th (125, Charles Waddell)
 9/6 CB Willie Mcgee to Los Angeles Rams for 1975 6th
 9/24 TE James Thaxton to Cleveland for 1975 6th (134, John Carroll)

1975

- 1/28 RB Sid Edwards to Chicago for 1975 3rd (73, Mike Fuller)
 1/28 RB Jim Harrison from Chicago for 1975 6th
 1/29 DT Ray Carr, DT Blenda Gay and T Harold Paul to Oakland for 1975 11th (284, Ike McBeel) and 13th (335, Glen Printers)
 2/7 WR Joe Sweet from New England for past considerations
 5/29 C Ed Flanagan from Detroit for 1976 2nd
 5/29 C Carl Mauck to Houston for rights to T Booker Brown and compensation rights to CB Benny Johnson
 6/13 S Reggie Berry to Denver for S Maurice Tyler
 6/17 WR Jerry Levias to Houston for 1976 12th
 7/3 CB Bob Howard to New England for 1976 5th (131, Woodrow Lowe)
 7/16 DT Ron East to Cleveland for 1977 5th (128, Cliff Olander)
 7/22 CB Leonard Dunlap to New York Giants for 1976 5th
 7/22 LB Pete Lazetich to Miami for LB Bruce Bannon
 7/28 WR John Carroll to Chicago for 1977 7th
 7/29 TE Ron Mayo from Baltimore for 1976 6th
 8/7 DT Greg Wojcik to Chicago for 1977 8th
 8/13 TE Pat Curran and RB Howard Strickland from Los Angeles Rams for 1977 3rd (68)
 8/13 LB Bruce Bannon to N.Y. Giants for 1976 9th (251, Glynn Harrison)
 8/22 1976 6th (159) to St. Louis for WR Marlin Briscoe
 9/9 LB Ken Hutcherson from Dallas for 1976 7th (186)
 9/15 RB Tony Baker from LA Rams for 1976 5th (128)
 9/23 DT Dave Rowe to Oakland for 1976 4th (113, Ron Singleton)

1976

- 4/2 QB Bobby Douglass and 1976 3rd to N.O. for LB Rick Middleton
 4/2 DE Coy Bacon to Cincinnati for WR Charlie Joiner
 4/2 LB Franklin Tate to Oakland for LB Mike Denney
 4/8 S Sam Williams to Atlanta for CB Tom Hayes and 1977 6th (146, Dave Lindstrom)
 4/8 1976 4th and 8th to Oakland for 1976 4th and 6th
 4/9 T Halvor Hagen from Buffalo for 1976 9th (241)
 7/17 LB Floyd Rice to Oakland for cash
 7/20 LB Drew Mahalic to Philadelphia for \$100 cash
 7/20 DT Kevin Nobsbusch to SF for 1977 8th
 7/22 C Mark Markovich to Detroit for G Guy Dennis and 1977 6th (152, Pete Shaw)
 8/3 P Mitch Hoopes from Dallas for 1977 10th
 8/10 T Halvor Hagen to New Orleans for 1977 9th (241)
 8/25 RB Mercury Morris from Miami for 1977 4th (98)
 8/30 QB Clint Longley and 1977 1st (24, Bob Rush) from Dallas for 1977 1st (14) and 2nd (41)
 9/6 K Toni Fritsch and 1977 10th from Dallas for 1977 8th (208)
 9/6 DE Leroy Jones from Washington for 1977 2nd and \$12,500

1977

- 3/1 WR Chip Myers from Cincinnati for 1977 11th (292)
 4/27 DE Art Riley to Philadelphia for \$20,000 (\$7,500 up front and \$12,500 if he's on the Eagles' payroll for 7-or-more games)
 6/7 QB James Harris from Los Angeles Rams for 1979 4th (99)
 6/24 S Clarence Duren from St. Louis for 1978 4th (98)
 7/14 C Ed Flanagan to Los Angeles Rams for 1978 5th (135, John Choma)
 7/14 Rights to TE Jim Stankis to Miami for 1978 10th
 (If Stankis makes roster during 1977 season)
 8/5 QB Neal Jeffrey to Houston for 1979 4th (104, John Floyd)
 8/11 DB Gregg Butler from Los Angeles Rams for 1978 11
 8/16 TE Robert Klein from Los Angeles Rams for 1980 2nd (55)

1978

- 3/28 RB Lydell Mitchell from Baltimore for 1979 5th (131)
 4/26 LB Tom Graham to Philadelphia for 1979 10th (265, Tony Petrucchio)
 5/2 LB Jim Laslavik from Detroit for 1978 5th (125) and 6th (155)
 5/3 WR Larry Dorsey to Kansas City for DE Wilbur Young
 5/3 1978 8th (222) and 11th (293) to Oakland for 1978 8th (200, Gavin Hedrick) and 9th (248, Blake Whitlatch)
 7/27 Considerations to Philadelphia for T Harvey Goodman
 7/28 RB Rickey Young to Minnesota for past considerations
 7/28 G Ed White from Minnesota for past considerations
 8/4 T Booker Brown to Tampa Bay for 1980 4th (101, Ed Luther)
 8/6 C Richard Keys to Buffalo for past considerations
 8/18 QB Bill Munson to Buffalo for 1980 7th (175, Chuck Loewen)

Continued next page

Trade History, cont.

8/22 FS Glen Edwards from Pittsburgh for 1979 6th (157)
8/28 RB Joe Washington and 1979 5th for RB Lydell Mitchell
9/25 1980 3rd (83) to St. Louis for right to hire HC Don Coryell

1979
4/26 CB Willie Buchanan from G.B. for 1979 7th (184) and 1980 1st (26)
5/3 1979 1st (20) and 2nd (47) to Cle. for 1979 11th (13, Kellen Winslow)
5/29 RB Mike Thomas from Washington for 1980 5th (139)
5/31 RB Charlie White from Tampa Bay for 1980 10th (279)
8/10 RB Rickey Anderson to Cle. for 1980 6th (151, LaRue Harrington)

1980
3/21 RB John Cappaletti from Los Angeles Rams for 1982 3rd (49)
8/15 RB Bo Matthews to N.Y. Giants for 1981 6th (141, Andrew Gissing)
8/27 LB Don Goode to Cleveland for 1981 4th (107, Eric Sievers) and 1983 4th (95, Danny Walters)
9/1 QB Cliff Olander to N.Y. Giants for 1981 11th (280, Matt Petzelka)
9/1 P Rick Partridge from New Orleans for 1981 8th(215)
9/8 WR Ron Smith from Los Angeles Rams for 1983 5th (134)
9/29 RB Chuck Muncie from New Orleans for 1981 2nd (51)

1981
5/15 DT Wilbur Young to Washington for T Jeff Williams
8/10 WR Billy Mullins to Chicago for 1982 12th (if Mullins is active during 1981 season)
8/17 WR Stacy Charles to Chicago for considerations
8/18 G Dan Audick to San Francisco for 1982 3rd (83)
8/25 TE Gregg McCrary to Washington for 1983 11th (308, Tim Spencer)
8/31 K Mike Wood to Baltimore for 1983 6th (141, Trumaine Johnson)
8/31 P George Roberts from Miami for 1982 6th (161)
9/10 RB Amos Lawrence to San Francisco for 1984 4th (107)
9/15 DT John Woodcock from Detroit for 1982 12th (326)
9/17 WR John Jefferson to Green Bay for 1982 1st (22) and 2nd, 1983 1st (20, Gary Anderson), 2nd in '82, '83 or '84, and WR Aundra Thompson
9/30 WR Wes Chandler from New Orleans for WR Aundra Thompson, 1982 1st (22) (from Green Bay) and San Diego's 1982 3rd (76)
10/2 DE Fred Dean to San Francisco for 1983 1st (5, Billy Ray Smith) and 2nd (8)
10/8 CB Allan Ellis from Chicago for 1982 5th (134)

1982
1/27 LB David Lewis from Tampa Bay for 1982 3rd (83) (from San Francisco) and 1984 4th (107)
3/4 RB Ricky Bell from Tampa Bay for 1982 4th (103)
3/29 LB Dewey Selmon from Tampa Bay for 1984 4th (89) (from S.F.)
4/27 S Tim Fox from N.E. for 1982 2nd (40) (from G.B.) and 1983 3rd (80)
5/26 S Bruce Laird from Baltimore for 1983 6th (161)
5/28 LB Jeff Siemon from Minnesota for 1983 6th
6/8 LB Bob Horn to San Francisco for 1983 8th (202, Earnest Jackson) and 1985 7th (196, Mark Fellows)
7/13 S Pete Shaw to NY Giants for 1984 8th (199, Ray Woodard)
8/31 T Jeff Williams to Chicago for 1983 12th (314, Billy Blalock)

1983
4/20 CB Reuben Henderson from Chi. for 1983 4th (107) and 8th (219)
4/22 1983 2nd (49) and 1983 2nd (from San Francisco) to San Francisco for 1983 1st (22, Gill Byrd) (from San Diego)
5/3 S Ken Greene from St. Louis for 1984 3rd (62) and 8th (201)
7/11 C Bob Rush to Kansas City for 1985 3rd (69, John Hendy) and 1986 5th (118, Doug Landry)
7/18 CB Jeff Allen to San Francisco for 1984 12th
7/27 G Derrel Gofourth from Green Bay for 1984 12th (313)
8/13 CB Mike Williams to Buffalo for WR Lou Piccone
8/24 WR Roger Carr from Seattle for 1984 5th (125) (from Chicago) and 1985 5th (123)

1984
2/13 DE Kenny Neil and DT Abdul Salaam from New York Jets for 1984 2nd (from Green Bay)
3/28 DT Louie Kelcher to San Francisco for 1984 8th (219, Bob Craighead), 12th (331, Paine Harper) and 1985 9th (252, Dan Remsberg)
3/29 LB Brian Kelley from New York Giants for 1984 10th (257)
4/30 RB Jewel Thomas from Kansas City for 1985 7th (180)
5/3 G Walt Downing from San Francisco for 1986 12th
5/29 RB James Brooks to Cincinnati for RB Pete Johnson
7/24 RB Robert Alexander from Los Angeles Rams for 1985 11th
8/10 T Billy Shields and 1985 3rd (66) to Minnesota for S John Turner
8/15 P Dave Finzer to Chicago for 1985 12th (329, Bret Pearson)
8/20 DE Ken Neil to San Francisco for 1985 5th
9/10 RB Chuck Muncie to Miami for 1985 2nd (nullified -DNP physical)
9/22 RB Pete Johnson to Miami for 1985 2nd (55, Jeff Dale) and rights to DL Dewey Forte
9/29 DT Gary Johnson to San Francisco for 1986 5th (129, Donald Brown) and 11th (298, Drew Smetana)

1985
3/27 QB Mark Herrmann from Indianapolis for 1986 10th (266)
5/20 RB Mark Schellen from San Francisco for 1986 12th

7/20 RB Chuck Muncie to Minnesota for 1986 6th
8/1 LB Vernon Maxwell from Indianapolis for 1986 5th (126)
8/20 P Maury Buford to Chicago for 1986 12th (333, Mike Travis)
8/30 CB Mossy Cade to Green Bay for 1986 1st (14) and 1987 5th (115, Nelson Jones)
9/2 WR Bobby Duckworth to Los Angeles Rams for 1986 5th (133, Matt Johnson) and T Gary Kowalski
9/2 RB Earnest Jackson to Philadelphia for 1986 4th (95, Ty Alert) and 1987 8th (204, Ron Brown)

1986
4/29 1986 1st (14) and 2nd (44) (from Green Bay) to Minnesota for 1986 1st (8, Leslie O'Neal) and 3rd (67, Terry Unrein)
5/13 WR Jesse Bendross to Tampa Bay for 1987 12th
5/21 RB Mark Schellen to Houston for 1987 12th
7/25 LB Thomas Benson from Atlanta for 1987 6th
8/14 QB Ed Luther to Atlanta for LB Ronnie Washington and 1987 6th
8/20 LB Andy Hawkins from Tampa Bay for 1987 6th (143)
9/29 FS Vencie Glenn from New England for 1987 5th (116)

1987
4/27 WR Tim Smith from Houston for 1988 12th
4/28 LB Chip Banks and 1987 1st (24, Rod Bernstine) and 2nd (53, Louis Brock) from Cleveland for 1987 1st (5) and 2nd (32)
6/12 RB Buford Mcgee, 1988 2nd (45) and 1989 6th (148) to Los Angeles Rams for RB Barry Redden
7/22 LB Tim Lucas from St. Louis for 1988 11th
8/21 WR Bobby Johnson from New York Giants for 1988 10th (256)
8/27 CB Wayne Davis to Buffalo for SS Martin Bayless
9/1 WR Trumaine Johnson and 1988 7th (184) to Buffalo for LB David Brandon and 1988 4th (93, Stacy Searels)
9/2 K Rolf Benirschke to Dallas for 1989 12th
9/9 G-T Jeff Walker to Los Angeles Rams for 1988 11th (285, Ed Miller)
10/13 LB James Johnson from San Francisco for past considerations

1988
3/25 T Emil Slovacek to Denver for past considerations
4/13 QB Mark Malone from Pittsburgh for 1988 8th (211)
4/24 TE Pete Holohan to L.A. Rams for 1988 4th (91, Joe Campbell)
4/24 1988 3rd (72) and 5th (125) to Hou. for 1988 3rd (60, Quinn Early)
4/26 QB Mark Herrmann to Indianapolis for 1989 11th
4/28 DT Blaise Winter to Green Bay for past considerations
6/2 WR Wes Chandler to San Francisco for C Fred Quillan - Chargers received 1989 7th (195, Terence Jones) and 1990 7th (193, Keith Collins) when Quillan did not report
6/29 Selection rights to WR Brian Bedford from Dallas for 1989 9th
7/8 S Leonard Coleman from Indianapolis for 1990 12th (311)
8/1 T Jim Lachey to L.A. Raiders for T John Jay, 1989 3rd and 1990 4th
8/4 G-T Curtis Rouse to Atlanta for past considerations
8/22 LB Thomas Benson to N.E. for 1989 7th (183, Marion Butts)
10/11 RB Napoleon McCallum from Los Angeles Raiders for 1990 4th (89)

1989
4/11 1989 3rd and 1990 4th to Los Angeles Raiders (past considerations)
4/23 1989 3rd (64), 4th (93) and 7th (175) to New York Giants for 1989 2nd (51, Billy Joe Tolleriv)
4/24 1989 12th (316) to Washington for 1990 12th (326, Elliot Searcy)
8/18 QB Jim McMahon from Chicago for 1990 2nd (33)
8/30 P Ralf Mojsienko to Washington for 1990 7th (187, Nate Lewis)
9/4 RB Barry Redden to Cleveland for 1990 7th (185, Joe Staysniak)
10/17 LB Chip Banks to Indianapolis for 1990 3rd (66, Walter Wilson)
10/17 RB Darrin Nelson from Dallas for 1990 5th (116)

1990
4/21 RB Gary Anderson to Tampa Bay for 1990 3rd (57, Jeff Mills) and 1991 2nd (39, Eric Bieniemy)
4/22 1991 3rd to Dal. for 1990 6th (138, John Friesz), N.E.'s 1990 6th (163, Derrick Walker) and N.Y. Giants' 1990 6th (143, Frank Cornish)
4/27 RB Napoleon McCallum to Los Angeles Raiders for 1991 11th
5/4 WR Jamie Holland to L.A. Raiders for 1991 7th (192, Terry Beauford)
8/2 P Keith English to L.A. Rams for 1991 10th (254, Roland Poles)
8/29 G Mike Zandofsky from Phoenix for 1991 9th

1991
4/21 1992 1st (5) to Washington for 1991 2nd (47, Eric Moten) and 1992 5th (140, Eric Jonassen)
4/22 1991 11th (from Los Angeles Raiders) and 1992 4th (90) to New England for 1991 5th (127, Floyd Fields)
8/23 DE Lee Williams to Houston for 1992 1st (23, Chris Mims) and WR Shawn Jefferson
8/28 QB Billy Joe Tolleriv to Atlanta for 1992 5th (131, Kevin Little)

1992
8/13 QB Stan Humphries from Washington for 1993 4th
8/26 LB Kevin Murphy from Tampa Bay for 1993 8th

1993

- 4/15 T Leo Goegas to Los Angeles Rams for 1993 4th
 4/25 1993 2nd (48) and 1994 1st (15) to San Francisco for 1993 2nd (41, Natrone Means), 3rd (82), 4th (110) and 5th (138)
 4/25 T Broderick Thompson to Philadelphia for 1993 4th (104)
 4/25 1993 3rd (82) (from San Francisco) and 1993 4th (104) (from Philadelphia) to Tampa Bay for 1993 3rd (64, Joe Cocozzo)
 4/25 1993 4th (110) (from San Francisco) and 5th (138) (from San Francisco) to New England for 1993 4th (99, Lew Bush) (from Green Bay)
 4/26 1994 6th (175) to San Francisco for 1993 8th (222, Trent Green)

1994

- 3/4 CB Donald Frank to Cleveland for 1995 6th (197, Craig Whelihan)
 3/18 WR Nate Lewis to L.A. Rams for 1995 6th (177, Troy Sienkiewicz)
 3/24 1994 4th (107) to Arizona through Miami for WR Tony Martin
 4/7 DE Burt Grossman to Phi. for 1995 6th (183, Brandon Harrison)
 4/11 CB Marquez Pope to L.A. Rams for 1995 4th (104, Aaron Hayden)
 4/25 RB Marion Butts and 1994 3rd (78) to New England for 1994 3rd (70, Andre Coleman) and 5th (137, Aaron Laing)
 4/25 1995 4th (126) to Seattle for 1994 5th (150, Darren Krein)

1995

- 4/22 1995 1st (29) to Carolina for 1995 2nd (34, Terrance Shaw), 3rd (98, Preston Harrison) and 4th (100, Chris Cowart)
 4/22 1996 1st (21) to Detroit for 1995 2nd (51, Terrell Fletcher)

1996

- 4/20 1997 1st (16) to Tampa Bay for 1996 2nd (41, Bryan Still)
 4/21 1997 5th (146) to Pittsburgh for 1996 6th (192, Bryan Stoltenberg)

1997

- 4/20 1997 7th (215) and 1998 4th (95) to St. Louis for 1997 5th (138, Kenny Bynum)
 4/20 1998 3rd (65) to Pittsburgh for 1997 5th (146, Paul Bradford) and 7th (218, Toran James)
 7/2 1999 7th (214) to Pittsburgh for RB Eric Pegram

1998

- 3/12 1998 1st (3) and 2nd (32), 1999 1st (8), WR Eric Metcalf and LB Patrick Sapp to Arizona for 1998 1st (2, Ryan Leaf)
 4/18 2000 1st (13) to Tampa Bay for 1998 2nd (59, Mikhael Ricks)
 6/3 WR Tony Martin to Atlanta for 1999 2nd (60, Jermaine Fzazande)
 6/8 DT Shawn Lee to Chicago for 1999 5th (141, Reginald Nelson)

1999

- 3/22 QB Jim Harbaugh from Baltimore for 2000 5th (148)
 8/9 TE John Burke from New York Jets for 2001 conditional 7th

2000

- 4/16 2000 3rd (63) to Philadelphia for 2000 4th (111, Trevor Gaylor)
 8/22 WR Nate Jacquet from Miami for 2001 6th (164)

2001

- 4/20 2001 1st (1) to Atlanta for 2001 1st (5, LaDainian Tomlinson) and 3rd (67, Tay Cody), 2002 2nd (48, Reche Caldwell) and WR Tim Dwight
 4/22 2001 4th (96) to New England for 2001 4th (112, Carlos Polk) and 5th (139, Zeke Moreno)

2002

- 8/31 TE Steve Heiden to Cleveland for 2003 7th
 9/1 WR Trevor Gaylor to Atlanta for 2004 7th (209, Shane Olivea)
 10/12 G Kelvin Garmon from Dallas for 2003 7th (from Cleveland)

2003

- 4/16 LB Junior Seau to Miami for 2004 5th (154, Michael Turner)
 4/26 2003 1st (15) to Philadelphia for 2003 1st (30, Sammy Davis) and 2nd (62, Terrence Kiel)

2004

- 3/15 WR David Boston to Miami for 2005 6th (177, Wes Sims) and CB Jamar Fletcher
 4/24 QB Eli Manning to New York Giants for QB Philip Rivers, 2004 3rd (65, Nate Kaeding), 2005 1st (12, Shawne Merriman) and 5th (144)
 6/9 T Roman Oben from Tampa Bay for 2005 5th (144) (from N.Y. Giants)
 10/19 WR Keenan McCardell from T.B. for 2005 3rd (91) and 6th (203)

2005

- 10/18 QB Cleo Lemon to Mia. for 2006 6th (188, Kurt Smith) and QB A.J. Feeley
 10/18 G Toniu Fonoti to Minnesota for 2006 7th (227, Jimmy Martin)

2006

- 4/13 CB Sammy Davis to San Francisco for WR Rashaun Woods
 4/30 2006 4th (113) to St. Louis for TE Brandon Manumaleuna
 9/19 2007 6th (204) to Tennessee for QB Billy Volek

2007

- 4/28 2007 2nd (62), 3rd (93), 5th (167) and 2008 3rd to Chicago for 2007 2nd (37, Eric Weddle)
 10/16 WR Chris Chambers from Miami for 2008 2nd (57)

2008

- 4/27 2008 5th (160) and 2009 2nd (47) to New England for 2008 3rd (69, Jacob Hester)

2009

- 8/31 2010 6th (197) to Houston for DT Travis Johnson

2010

- 3/5 CB Antonio Cromartie to N.Y. Jets for 2011 2nd (61, Jonas Mouton)
 3/18 QB Charlie Whitehurst and 2010 2nd (60) to Seattle for 2010 2nd (40) and 2011 3rd (89, Shareece Wright)
 4/22 2010 1st (28), 2nd (40) (from Seattle), 4th (126) and LB Tim Dobbins to Miami for 2010 1st (12, Ryan Mathews), 4th (110, Darrell Stuckey) and 6th (173)
 4/23 2010 3rd (91), 6th (173) (from Miami) and 2011 4th (115) to San Francisco for 2010 3rd (79, Donald Butler)
 4/24 2010 5th (159) and 2011 5th (149) to Philadelphia for 2010 5th (146, Cam Thomas)
 9/3 WR Patrick Crayton from Dallas for 2011 7th (220)

2012

- 4/27 2012 3rd (78) and 6th (183) to Mia. for 2012 3rd (73, Brandon Taylor)

2013

- 4/25 2013 2nd (45) and 4th (110) to Ari. for 2013 2nd (38, Manti Te'o)
 9/1 2015 Conditional 7th (TBD) to Dallas for DT Sean Lissemore

2014

- 5/9 2014 2nd (57) and 4th (125) to Miami for 2014 2nd (50, Jeremiah Attaochu)

2015

- 4/30 2015 1st (17) and 4th (117), and 2016 5th (142) to San Francisco for 2015 1st (15, Melvin Gordon)
 9/5 G-T Jeremiah Sirles to Minnesota for 2016 6th (198, Derek Watt)

HISTORY OF CHARGERS UNIFORM

1960

Helmet was white with gray facemask. It had dark blue bolt and black numbers outlined in gold. Home jersey was Collegiate blue with white numbers on front, back and sleeves outlined in gold. White strip on each shoulder had dark blue bolt outlined in gold. Road jersey was white with Collegiate blue numbers on front, back and sleeves outlined in gold and white lightning bolts on sleeves outlined in gold. Was also Collegiate blue strip on each shoulder with white bolt outlined in gold. Pants were white with dark blue lightning bolt outlined in gold running down each leg. Owner Barron Hilton chose lightning bolts because he associated "Charge" of lightning with lightning bolt. He also liked bolts that were on helmets of Air Force Academy football team, but wanted something slightly different, so had "Chargers Bolt" designed to be different and placed on uniforms.

1961-65

Bolt on helmet, shoulders and pants is changed to gold. On home jersey, helmet and pants, bolt is outlined in blue. On road jersey, it is outlined in white.

1966

Bolt on helmet is changed to dark blue. Pants are changed to gold with solid white stripe running down each leg, outlined in blue. Stripe replaces lightning bolt.

1967

Gold bolt is placed back on helmet with blue outline. Home jersey is darker shade of blue and has white numbers on front, back and sleeves, and white strip on each shoulder with gold lightning bolt. Road jersey had darker blue numbers also on front, back and sleeves and blue strip on each shoulder with gold lightning bolt. Lightning bolt is placed back on pants, dark blue and outlined in white.

1968-71

Home jersey is changed to Powder blue with white numbers on front, back and sleeves with white strip on each shoulder and gold lightning bolt outlined in blue. Road jersey is still white with Powder blue numbers on front, back and sleeves, and Powder blue strip on each shoulder with gold lightning bolt outlined in white.

1972

Lightning bolt on pants is again replaced by solid white stripe running down each leg, outlined in Powder blue.

1973-78

Numbers on home uniform are changed to gold outlined in white. Numbers on road uniform remain Powder blue outlined in gold.

1979-83

Helmet is changed to Navy blue with gold facemask and gold lightning bolt outlined in Navy blue and white. Primary jersey is white with Royal blue numbers outlined in white and gold. Secondary jersey is Royal blue and features gold numbers on front, back and sleeves outlined in blue and white. Lightning bolt is brought back to pants. It is white with Royal blue outline.

1984

White lightning bolt on pants is placed inside blue strip. Patch is worn on front of jersey celebrating Silver Anniversary of Chargers being original AFL franchise.

1985

Home jersey is changed to Navy blue with gold numbers on front, back and sleeves outlined in Navy blue and white. There was white strip on each shoulder that had gold lightning bolt outlined in Navy blue. Road jersey is

white with Navy blue numbers on front, back and sleeves outlined in white and gold, and Navy blue strip on each shoulder with gold lightning bolt outlined in Navy blue and white. Strip on pants is changed to Navy blue. Lightning bolt on pants is gold with Navy blue and white outline.

1986-87

Number on front, back and sleeves of home jersey is changed to white with Navy blue and gold outline.

1988-89

Lightning bolt on helmet is changed from gold to white and features Navy blue and gold outline. Facemask on helmet is changed from gold to Navy blue. White strip on Navy blue home jersey is removed, leaving white lightning bolt outlined in Navy blue and gold. Lightning bolt on shoulders of road jersey is changed to white with Navy blue and gold outline and remains on Navy blue strip. Lightning bolt on pants is removed and replaced with Navy blue strip outlined in white and gold.

1990-91

Road pants are changed to Navy blue with white stripe down each pant leg outlined in Navy blue and gold.

1992-06

White lightning bolt returns to pants. On home white pants, it is outlined in Navy blue and gold and is in blue strip down each pant leg. On road Navy blue pants, there is just white lightning bolt outlined in Navy blue and gold down each pant leg. There is no strip on road pants.

2007-11

Uniforms feature Navy blue jerseys and white pants for most home games, white jerseys and Navy pants for road games, and Powder blue jerseys with white pants for designated home games. On all jerseys, bolt has been moved down sleeve, below shoulder. Bolt is Gold and outlined in both powder blue and Navy. On Navy and Powder blue jerseys, bolt is in white strip, and on white jerseys, bolt is in Navy blue strip. Numbers are now on shoulder above bolt. Front of all jerseys have Chargers scripted across front above numbers and below NFL shield. Team name, numbers and player's names all feature new font. Home white pants feature strip down side of each pant leg with curved bolt in Navy strip to be worn with Navy jerseys and Powder blue strip to be worn with Powder blue jeNavy pants feature same bolt inside of white strip down each pant leg. Helmet is changed to metallic-white and features Gold bolt outlined in Powder blue and Navy.

2012

In 2012, Nike became the official uniform provider for the NFL. The Chargers' color scheme did not change. The only changes to the uniform were a thin white flap that previously followed the V-neck line now stops just below the shoulder numbers, and Nike's emblematic swoosh appears on the left hip of the pants as well as on the right shoulder pad. Nike's uniform technology is hailed as less restrictive with greater ventilation.

2013-16

The Chargers made some slight modifications to the team's jerseys for 2013. The home jersey (Navy blue) now has a blue collar that is the same color as the jersey. The nameplate has changed to two colors. The white road jerseys now feature a Navy blue nameplate outlined with gold. The Navy blue home jerseys feature a gold font on the nameplate outlined in powder blue and the "Power Blue" alternate jerseys are white outlined in Navy blue. Socks feature a gold stripe. The helmets and pants remain the same.



Ernie Ladd – 1965



Dan Fouts – 1979



Junior Seau – 1998



Philip Rivers – 2010



Keith Lincoln – 1966



Wes Chandler – 1986




LaDainian Tomlinson – 2005



Dannny Woodhead – 2015

HEAD COACHES



Sid Gillman
1960-69, '71
Reg. 86-53-6 (.614)
Post. 1-4-0 (.200)



Charlie Waller
1969-1970
Reg. 9-7-3 (.553)



Harland Svare
1971-73
Reg. 7-17-2 (.308)



Ron Waller
1973
Reg. 1-5-0 (.167)



Tommy Prothro
1974-78
Reg. 21-39-0 (.350)



Don Coryell
1978-1986
Reg. 69-56-0 (.552)
Post. 3-4-0 (.429)



Al Saunders
1986-88
Reg. 17-22-0 (.436)



Dan Henning
1989-1991
Reg. 16-32-0 (.333)



Bobby Ross
1992-96
Reg. 47-33-0 (.588)
Post. 3-3-0 (.500)



Kevin Gilbride
1997-98
Reg. 6-16-0 (.273)



June Jones
1998
Reg. 3-7-0 (.300)



Mike Riley
1999-2001
Reg. 14-34-0 (.292)



Marty Schottenheimer
2002-06
Reg. 47-33 (.588)
Post. 0-2-0 (.000)



Norv Turner
2007-12
Reg. 56-40 (.583)
Post. 3-3 (.500)



Mike McCoy
2013-current
Reg. 22-26 (.458)
Post. 1-1 (.500)

ASSISTANT COACHES

Adolph, Dave	1985-95-96	Lyle, Rick	2013-current	Weber, Chuck	1968-69, 1982-85
Alexander, DelVaughn	1999-00	Lynn, Ron	1986-91	Whisenhunt, Ken	2013, 2016-current
Arnsperger, Bill	1992-94, 02	Macdermott, Bill	1997-98	White, Ed	1986-87, 1989-91
Aukerman, Craig	2013-current	Madden, Joe	1989	Wilks, Steven	2009-11
Babich, Bob	2016-current	Madro, Joe	1960-71	Williams, Greg	2009-15
Baker, Brian	1996	Manusky, Greg	2002-06, 11	Williams, Marquice	2016-current
Banker, Mark	1999-01	Mauck, Carl	1992-95, 2005	Wilson, Ollie	1997-01, 2008-current
Barone, Glancy	2007-08	McClave, Andrew	2000-01	Wood, Willie	1972-74
Barry, Joe	2012-14	McDaniel, LeCharls	1990-91	Wuehrmann, John	2003-06
Bass, Tom	1964-67, 82-85	McKittrick, Bobb	1974-78	Yowarsky, Walt	1972-73
Bauer, Hank	1983-86	McNulty, John	2016-current	Zampese, Ernie	1976, 1979-86
Beightol, Larry	1989	Meeks, Ron	2012		
Bengtson, Phil	1971	Metzelaars, Pete	2014-15		
Bisaccia, Rich	2011-12	Michael, Jason	2011-13		
Braden, Marv	1981-85	Milus, Ron	2013-current		
Bradley, Bill	2007-08	Misciagna, John	1992-96		
Brewster, Tim	2002-04	Mora, (Jr.) Jim	1986-91		
Brown, Greg	1995-96	Mudd, Howard	1974-76		
Bugel, Joe	1998-01	Murphy, Dennis	1994-96		
Cameron, Cam	2002-06	Nicolau, Nick	1997-98		
Carmichael, Pete	2002-05	Nolan, Mike	2015		
Cavanaugh, Mike	1997-98	Noll, Chuck	1960-65		
Chryst, Geep	1999-00	Novak, Frank	1997-98		
Chryst, Paul	1999-01	Nunnely, Wayne	1997-08		
Chudzinski, Rob	2005-06, 09-10	O'Leary, George	1992-93		
Clausen, Chuck	1991	Pagano, John	2002-current		
Cochran, Red	1970	Painter, Dwain	1994-96		
Coley, Max	1977	Pardee, Jack	1981		
Cottrell, Ted	2007-08	Pascale, Joe	1997-02		
Coury, Dick	1975	Pasquale, Larry	1990-91		
Croom, Sylvester	1992-96	Perkins, Ray	1978		
Crosby, Steve	2002-10	Perry, Rod	1997-01		
Crow, John	1974-75	Phillips, Bum	1967-71		
Cunningham, Gunther	1985-90	Phillips, Jim	1968-71		
D'Alessandris, Joe	2013-15	Phillips, Wade	2004-06		
Davidson, Jeff	2016-current	Polk, Carlos	2010-12		
Davis, Al	1960-62	Priefer, Chuck	1992-96		
Dees, Andrew	2013-15	Ramsdell, John	2006-12		
DeGuglielmo, Dave	2016-current	Read, Bruce	1999-01		
DeLeone, George	1997	Redding, Dave	2002-06		
Dickenson, Craig	2000-01	Redman, Rick	1972-73		
Dishman, Cris	2009-12	Rees, Tommy	2016-current		
Dixon, Tyrone	1997	Reich, Frank	2013-15		
Dunn, John	1990-96	Reilly, Jack	1990-92		
Durden, Earnel	1974-86	Rhorne, Jerry	1988		
Dickson, George	1972-75	Ridgley, Mark	2014-current		
Fairchild, Steve	2012	Rivera, Ron	2007-10		
Falks, Frank	1994-96	Ross, Kevin	2007-08		
Faulkner, Jack	1961-62	Sanford, Mike	1999-01		
Feldman, Rudy	1974-77	Saunders, Al	1983-86		
Fox, John	1992-93	Schioltz, Matt	2002-06		
Friedgen, Ralph	1992-96	Schnelker, Bob	1972-73		
Gera, Steve	2010-12	Schottenheimer, Brian	2002-05		
Gibbs, Alex	1990-91	Sevier, Wayne	1979-80, 1987-88, 1998		
Gibbs, Joe	1979-80	Shaw, Willie	1994		
Graves, Fred	2013-15	Shelmon, Clarence	2002-11		
Gregg, Forrest	1972-73	Sheppard, Mike	1997-98		
Grimm, Chad	2013-14	Shively, Doug	1984		
Hackett, Walt	1962-66	Shula, Chris	2015-current		
Haluchak, Mike	1986-91	Simon, Matt	2007		
Hanifan, Jim	1979	Simpson, Jackie	1967-71, 1974-80		
Harris, Chris	2016-current	Sirianni, Nick	2013-current		
Hastings, John	1997-01	Slater, Birt	1981-83		
Henry, John "Jack"	1996, 2006-08	Smith, Giff	2016-current		
Herring, Hal	1970	Smith, Jerry	1977-83		
Hodgson, Pat	1978	Spencer, Kevin	2013-15		
Holmes, Jerry	2002-03	Steichen, Shane	2014-current		
Houck, Hudson	2002-04	Stephens, Vernon	2007-12		
Hunter, Hal	2006-12	Stewart, Brian	2004-06		
Hurd, Jeff	2007-12	Storer, Byron	2012-13		
Jackson, Bobby	1987-91	Sullivan, Jerry	1992-96		
Johnson, Don	2009-15	Sullivan, Mike	2009-12		
Johnson, Mike	2000-01	Taylor, Bones	1963		
Johnston, Harry	1966-67	Theder, Roger	1987		
Johnston, Kent	2013-current	Thomas, Johnny	1998-99		
Joiner, Charlie	1987-91, 2008-12	Tollner, Ted	1989-91		
Jones, June	1998	Turner, Norv	2001		
King, Bobby	2014-current	Tyne, Phil	1978-88		
Lempa, Kevin	1997-99	Vecchiarella, Jim	1997-01		
Levy, Dave	1980-88	Wagstaff, Jim	1981-85		
Lindsey, Dale	1992-96, 2002-03	Walsh, Bill	1976		
Lofton, James	2002-07	Wampfler, Jerry	1988		
Lundy, Lamar	1971	Weaver, Larrye	1977-82		

ALL-TIME ALPHABETICAL ROSTER

A	
Abbott, Vince, K, Cal State Fullerton	1987-88
Ackeman, Rich, DE, Memphis	1982-84
Adams, Curtis, RB, Central Michigan	1985-88
Addae, Jahleel, S, Central Michigan	2013-15
Aggajian, Ben, K, New Mexico	1960-61, 1964
Aiu, Charles, G, Hawaii	1976-78
Ajiroutlu, Seyi, WR, Fresno State	2010, 12-14
Alkin, Harold, T, Oklahoma State	1967-68
Albright, Ethan, LS, North Carolina	2010
Aldridge, Lionel, DE, Utah State	1972-73
Ale, Arnold, LB, UCLA	1996
Alexander, Danario, WR, Missouri	2012
Alexander, Stephen, TE, Oklahoma St.	2002-03
Allen, Anthony, WR, Washington	1989
Allen, Chuck, LB, Washington	1961-69
Allen, Jeff, CB, California-Davis	1982
Allen, Keenan, WR, California	2013-15
Allert, Ty, ILB, Texas	1986-87
Allison, Jim, RB, San Diego State	1965-68
Alworth, Lance, FL, Arkansas	1962-70
Anderson, Anthony, S, Grambling	1987
Anderson, Gary, RB, Arkansas	1985-88
Anderson, Ralph, TE, Cal State-LA	1960
Anderson, Rickey, RB, So. Carolina St.	1978
Andrews, Billy, LB, SE Louisiana	1974
Andrews, John, TE, Indiana	1972
Anno, Sam, LS, Southern California	1992-93
Anthony, Charles, LB, Southern California	1974
Appleton, Scott, DT, Texas	1967-68
Applewite, Antwan, LB, San Diego St.	2008-10
Archer, David, QB, Iowa State	1989
Atkins, Dave, RB, Texas-El Paso	1975
Attachu, Jerry, OLB, Georgia Tech	2014-15
Audick, Dan, G, Hawaii	1978-80
B	
Babich, Bob, LB, Miami, Ohio	1970-72
Baccaglio, Martin, DE, San Jose St.	1968
Bacon, Coy, DE, Jackson State	1973-75
Bahr, Chris, K, Penn State	1989
Baker, John, LB, Mississippi State	1967
Baker, Mel, WR, Texas Southern	1975
Baker, Tony, RB, Iowa State	1975
Baldwin, Keith, DE, Texas A&M	1987-88
Ball, Dave, DE, UCLA	2004-05
Bali, Jason, C, New Hampshire	2002-04
Banks, Chip, OLB, Southern California	1987
Banks, Gary, WR, Troy	2010
Bansavage, AJ, G, Southern California	1960
Barksdale, Joe, T, Louisiana State	2015
Barnes, Antwan, OLB, Florida Intl.	2010-12
Barnes, Ernie, G, No. Carolina Central	1960-62
Barnes, Donald, RB, Hampton, Va.	1992-94
Barnes, Lawrence, RB, Tennessee St.	1977-78
Barnes, Pete, LB, Southern, La.	1970-72
Barrie, Sebastian, DT, Liberty	1995
Barry, A, G, Southern California	1960
Batteaux, Patrick, WR, Texas Christian	2001
Battle, Jackie, RB, Houston	2012
Battle, Tra, S, Georgia	2008
Bauer, Hank, RB, Cal-Lutheran	1977-82
Baxter, Colin, C, Arizona	2011-12
Bayless, Martin, S, Bowling Green	1987-91
Beauchamp, Joe, CB, Iowa State	1966-75
Beaudoin, Doug, S, Minnesota	1981
Beckett, Rogers, S, Marshall	2000-02
Beckwith, Darryl, LB, Louisiana State	2010
Becton, Nick, T, Virginia Tech	2013
Beirne, Jim, WR, Purdue	1973-74
Bell, Eddie, WR, Idaho State	1976
Bell, Ricky, RB, Southern California	1982
Bellotti, George, G, Southern California	1961
Bendross, Jesse, WR, Alabama	1984-85
Benschirke, Rolf, K, California-Davis	1977-86
Bennett, Darren, P, No College	1995-03
Bennett, Fred, CB, South Carolina	2010
Bennett, Michael, RB, Wisconsin	2008-09
Bennett, Monte, DE, Kansas	1987
Bennett, Roy, CB, Jackson State	1988-89
Benson, Mitchell, DT, Texas Christian	1991
Benson, Thomas, ILB, Oklahoma	1986-87
Bernstine, Rod, TE-RB, Texas A&M	1987-92
Berry, Ed, CB, Utah State	1987
Berry, Reggie, S, Long Beach State	1972-74
Berti, Tony, T, Colorado	1995-97
Bethune, Bob, S, Mississippi State	1962
Bieniemy, Eric, RB, Colorado	1991-94
Bigby, Atari, S, Central Florida	2012
Billingsley, Ron, DT, Wyoming	1967-70
Bingham, Craig, OLB, Syracuse	1985
Bingham, Ryan, DT, Nebraska	2005-08
Binn, David, LS, California	1994-10
Bird, Brent, LB, Texas Tech	2011-13
Bird, Steve, WR, Eastern Kentucky	1984
Blair, George, K, Mississippi	1961-64
Blaylock, Tony, CB, Winston-Salem St.	1991
Boatright, Ben, DT, Oklahoma State	1974
Bobo, Hubert, LB, Ohio State	1960
Bogle, Phil, G, New Haven	2003
Bonner, Glen, RB, Washington	1974-75
Boone, Alfonso, DE, Mt. San Antonio	2009-10
Bordelon, Ben, G, Louisiana State	1997
Boston, David, WR, Ohio State	2003
Botchan, Ron, LB, Occidental	1960
Bouie, Kevin, RB, Mississippi	1996
Bradford, Paul, CB, Portland State	1997
Bradford, Carlos, LB, Wake Forest	1981-85
Bradley, Chuck, TE, Oregon	1975-76
Bradley, Freddie, RB, Sonoma State	1996
Brady, Jeff, LB, Kentucky	1993
Brandon, David, OLB, Memphis	1987-89, 1995
Brandt, David, C, Michigan	2004
Braxton, Hezekiah, RB, Virginia Union	1962
Brazley, Carl, DB, Western Kentucky	1987
Breaux, Don, QB, McNeese State	1964-65
Breedlove, Kevin, G, Georgia	2003
Brees, Drew, QB, Purdue	2001-05
Brennan, Brian, WR, Boston College	1992
Brew, Dorian, CB, Kansas	1997
Briggs, Bob, DE, Heidelberg, Ohio	1968-70
Briz, Derrick, G, Oregon	1988
Brinkley, Curtis, RB, Syracuse	2010-12
Brinson, Dana, RB, Nebraska	1989
Briscoe, Marlin, WR, Nebraska-Omaha	1975
Brittunem, Jon, QB, Arkansas	1968
Brock, Lou, CB, Southern California	1987
Brock, Stan, T, Colorado	1993-95
Brohm, Jeff, QB, Louisville	1994
Brooks, Billy, WR, Oklahoma	1981
Brooks, James, RB, Auburn	1981-83
Brooks, Michael, FS, North Carolina St.	1989
Brown, Bob, DT, Arkansas-Pine Bluff	1974
Brown, Booker, T, Southern California	1975-77
Brown, Don, T, Santa Clara	1983
Brown, Donald, RB, Connecticut	2014-15
Brown, Donald, CB, Maryland	1986
Brown, Everette, LB, Florida State	2011
Brown, Fakhir, CB, Grambling	1999-00
Brown, Gary, RB, Penn State	1997
Brown, Kris, K, Nebraska	2010
Brown, Richard, LB, San Diego State	1990
Brown, Ronnie, RB, Auburn	2012-14
Brown, Vincent, WR, San Diego St.	2011, '13, '15
Brown, Wilbert, G, Houston	1999
Brownman, Keith, OLB, Southern California	1988
Bruelcker, Charlie, LB, Pittsburgh	1996
Bruggers, Bob, LB, Minnesota	1968-71
Buchanan, Willie, CB, San Diego St.	1979-82
Burford, Maury, P, Texas Tech	1982-84
Burton, Frank, LB, Southern California	1962-67
Burgess, James, LB, Miami, Fla.	1997-98
Burke, John, TE, Virginia Tech	1998
Burnett, Kevin, OLB, Tennessee	2009-10
Burns, Leon, RB, Long Beach State	1971
Burton, Larry, WR, Purdue	1978-79
Burwell, Tyreek, T, Cincinnati	2015
Bush, Lew, LB, Washington State	1993-99
Busick, Steve, LB, Southern California	1987
Butler, Crezdon, CB, Clemson	2013
Butler, Donald, ILB, Washington	2011-15
Butler, Robb, S, Robert Morris	2004
Butts, Marion, RB, Florida State	1989-93
Byers, Scott, S, Long Beach State	1984
Bynum, Kenny, RB, So. Carolina St.	1997-00
Byrd, Gill, CB-S, San Jose State	1983-92
Byrne, Jake, TE, Wisconsin	2013
C	
Caffey, Lee Roy, LB, Texas A&M	1972
Caldwell, Reche, WR, Florida	2002-05
Camarello, Greg, WR, Stanford	2006
Campbell, Jim, LB, West Texas State	1969
Campbell, Joe, OLB, New Mexico St.	1988-89
Cappelletti, John, FB, Penn State	1980-83
Caravello, Joe, HB, Tulane	1989-90
Carney, John, K, Notre Dame	1990-00
Carolan, Reg, TE, Idaho	1962-63
Carpenter, Ron, LB, Texas A&M	1964-65
Carr, Chris, CB-KR, Boise State	2012
Carr, Levert, T, North Central Illinois	1969
Carr, Roger, WR, Louisiana Tech	1983
Carrethers, Ryan, NT, Arkansas State	2014-15
Carrington, Darren, S, Northern Arizona	1991-94
Carson, Kern, HB, San Diego State	1965
Carson, Leonard, DT, Auburn	2001-03
Carswell, Robert, S, Clemson	2001-02
Carter, Mike, WR, Cal State-Sacramento	1970
Carter, Tyrone, S, Minnesota	2012
Carter, Virgil, QB, Brigham Young	1975
Cason, Antonio, CB, Arizona	2008-12
Castille, Simeon, CB, Alabama	2009
Castillo, Luis, DE, Northwestern	2005-11
Castle, Eric, FS, Oregon	1993-96
Sean Cattsou, S, California	2012
Cesaire, Jacques, DE, So. Conn. State	2003-11
Chambers, Chris, WR, Wisconsin	2007-09
Chancey, Robert, RB, No College	1997, 2000
Chandler, Scott, TE, Iowa	2007
Chandler, Wes, WR, Florida	1981-87
Charles, Mike, NT, Syracuse	1987-89
Chatman, Jesse, RB, E. Washington	2002-04
Chickillo, Tony, NT, Miami, Fla.	1984-85
Chorovich, Dick, DT, Miami, Ohio	1960
Christie, Steve, K, William & Mary	2001-03
Claiborne, Robert, WR, San Diego St.	1992
Clapham, Sam, T, Oklahoma	1981-87
Clark, Corey, T, Texas A&M	2009
Clark, Greg, LB, Arizona State	1991
Clark, Howard, TE, Tenn.-Chattanooga	1960-61
Clark, Wayne, QB, US International	1970-73
Clark, Willie, CB, Notre Dame	1994-96, 1998
Clary, Jeromey, T, Kansas State	2007-13
Clatterback, Bobby, QB, Houston	1960
Clay, John, T, Missouri	1988
Clayton, Carey, C, Texas-El Paso	2001
Clemens, Kellen, QB, Oregon	2014-15
Cline, Doug, LB, Clemson	1966
Coan, Bert, RB, Kansas	1962
Cocozzo, Joe, G, Michigan	1993-97
Cody, CB, CB, Florida State	2001-03
Colbert, Danny, CB, Tulsa	1974-76
Colbert, Lewis, P, Auburn	1989
Cole, Fred, G, Maryland	1960
Coleman, Andre, DE, Albany	2009
Coleman, Andre, WR-KR, Kansas St.	1994-96
Coleman, Ben, T, Wake Forest	2000
Coleman, Leonard, S, Vanderbilt	1988
Coleman, Marco, DE, Georgia Tech	1996-98
Collins, Jim, ILB, Syracuse	1989
Conner, Kavell, ILB, Clemson	2014-15
Conway, Curtis, WR, So. California	2000-02
Cooper, Stephen, LB, Maine	2003-11
Cordill, Ollie, WR, Memphis	1967
Corley, Anthony, RB, Nevada	1985
Cornish, Frank, UCLA	1990-91
Costa, Dave, DT, Utah	1972-73
Cotton, Craig, TE, Youngstown State	1975
Cox, Arthur, TE, Texas Southern	1988-91
Cox, Derek, CB, William & Mary	2013
Craver, Aaron, RB, Fresno State	1997
Crayton, Patrick, WR, NW Oklahoma St.	2010-11
Crews, Terry, LB, Western Michigan	1993
Crittenden, Ray, WR, Virginia Tech	1997
Cromarty, Antonio, CB, Florida St.	2006-09
Croupid, David, CB, San Diego State	1985
Culver, Rodney, RB, Notre Dame	1994-95
Cummings, Joe, LB, Wyoming	1996
Curran, Pat, TE, Lakeland, Wis.	1975-78

Curry, Markus, CB, Michigan 2006

D

Dale, Jeff, S, Louisiana State 1985-86, 1988
 Dallafior, Ken, G, Minnesota 1985-88
 Daniels, Matt, S, Duke 2015
 Darden, Tony, CB, Texas Tech 2000
 Davis, Brian, CB, Nebraska 1993
 Davis, Bruce, WR, Baylor 1987
 Davis, Buster, WR, Louisiana State 2007-10
 Davis, Chris, CB, Auburn 2014
 Davis, Greg, K, Citadel 1997
 Davis, Harrison, WR, Virginia 1974
 Davis, Isaac, G, Arkansas 1994-97
 Davis, Mike, SS, Colorado 1987
 Davis, Reggie, TE, Washington 1999-00
 Davis, Reuben, DT, North Carolina 1994-97
 Davis, Sammy, CB, Texas A&M 2003-05
 Davis, Wayne, CB, Indiana State 1985-86
 Davis, Wendell, TE, Temple 1998
 Day, Tom, DE, North Carolina A&T 1967
 Dean, Fred, DE, Louisiana Tech 1975-81
 Dean, Dick, LB, Long Beach State 1965-66
 DeJurnett, Charles, DT, San Jose St. 1976-80
 DeLone, Steve, G, Colorado State 1988
 DeLong, Steve, DE, Tennessee 1965-71
 DeLuca, Sam, G, So. Carolina 1960-61, 1963
 Demaree, Chris, DE, Kentucky 2002
 Dennis, A, G, Grambling 1973
 Dennis, Mike, CB, Wyoming 1984
 Denton, Tim, CB, Sam Houston State 2000
 Detwiler, Chuck, S, Utah State 1970-72
 Diaz-Infante, David, G, San Jose State 1987
 Dicus, Chuck, WR, Arkansas 1971-72
 Dielman, Kris, G, Indiana 2003-11
 Diggs, Naji, LB, Ohio State 2011
 DiGiacomio, Curt, G, Arizona 1986
 Dimry, Charles, CB, Nevada-Las Vegas 1998-99
 Dingle, Adrian, DE, Clemson 2000-04
 Dixon, A, TE, Iowa State 1984
 Dixon, Gerald, LB, South Carolina 1998-01
 Dobbins, Tim, LB, Iowa State 2006-09
 Dodge, Dedrick, S, Florida State 1998
 Doerger, Jerry, T, Wisconsin 1985
 Dombrowski, Brandy, G-T, San Diego St. 2009-11
 Domres, Marty, QB, Columbia 1969-71
 Donnell, Ben, DE, Vanderbilt 1960
 Dorsey, Larry, WR, Tennessee St. 1976-77
 Douglas, Jay, T, Memphis 1973-74
 Douglass, Bobby, QB, Kansas 1975
 Douglass, Mike, OLB, San Diego State 1986
 Dove, Jerome, CB, Colorado State 1977-80
 Downing, Eric, DT, Syracuse 2004
 Dragon, Oscar, RB, Arizona State 1972
 Draughn, Shaun, RB, North Carolina 2014
 Duckworth, Bob, WR, Arkansas 1982-84
 Ducre, Greg, CB, Washington 2015
 Duke, Joe, QB, Yale 1985
 Dumas, Michael, S, Indiana 1997-00
 Duncan, Frank, S, San Francisco State 1979-81
 Duncan, Leslie, CB, Jackson State 1964-70
 Dunlap, King, T, Auburn 2013-15
 Dunlap, Leonard, CB, North Texas 1972-74
 Duren, Clarence, S, California 1977
 Dwight, Tim, WR, Iowa 2001-04
 Dyal, Mike, TE, Texas A&I 1993
 Dyer, Ken, WR, Arizona State 1968
 Dykes, Donald, CB, SE Louisiana 1982
 Zymban, Nick, ILB, Cal Poly-SLO 2015

E

Early, Quinn, WR, Iowa 1988-90
 East, Ron, DT, Montana State 1971-73
 Eber, Rick, WR, Tulsa 1969
 Edwards, Cid, RB, Tennessee State 1972-74
 Edwards, Donnie, LB, UCLA 2002-06
 Edwards, Glen, FS, Florida A&M 1978-81
 Edwards, Vernon, DE, So. Methodist 1996
 Egloff, Ron, TE, Wisconsin 1984
 Elin, Chuck, DE-NT, Brigham Young 1983-87
 Eider, Donnie, CB, Memphis 1990-91
 Elko, Bill, NT, Louisiana State 1983-84
 Ellis, Allan, CB, UCLA 1981
 Ellis, Ed, T, Buffalo 2001-03
 Ellison, Kevin, SS, Southern California 2009
 Ellison, O'Mar, WR, Florida State 1995-96
 Emanuel, Kyle, OLB, North Dakota St. 2015

Engel, Greg, C, Illinois 1994-97
 English, Larry, OLB, Northern Illinois 2009-13
 Enis, Hunter, QB, Texas Christian 1961
 Erickson, Bernard, LB, Abilene Christian 1967-68
 Erlanson, Tom, LB, Washington State 1968
 Estes, Don, G, Louisiana State 1966
 Evans, Larry, LB, Mississippi College 1983
 Everett, Jim, QB, Purdue 1997

F

Faison, Earl, DE, Indiana 1961-66
 Farley, Dick, S, Boston University 1968-69
 Farr, Miller, CB, Wichita State 1965-66
 Farr, Chris, G, San Diego State 1965-66
 Faucette, Chuck, ILB, Maryland 1987-88
 Faulkner, Chris, TE, Florida 1985
 Fazende, Jermaine, RB, Oklahoma 1999-00
 Feasel, Greg, T, Abilene Christian 1987
 Fellows, Mark, OLB, Montana State 1985-86
 Fenner, Lane, WR, Florida State 1968
 Ferguson, Eugene, T, Norfolk State 1969-70
 Ferguson, Howard, RB, No College 1960
 Ferguson, Keith, DE, Ohio State 1981-85
 Ferguson, Kevin, TE, Virginia 1987
 Ferrante, Orlando, G, So. California 1960-61
 Fetherston, Jim, LB, California 1968-69
 Fields, Floyd, S, Arizona State 1991-93
 Figaro, Cedric, ILB, Notre Dame 1988-90
 Finerman, Gary, DT, Southern California 1960
 Fisk, Jason, DT, Stanford 2002-04
 Fitzkee, Scott, WR, Penn State 1981-82
 FitzPatrick, James, T, So. California 1986-89
 Flanagan, Ed, C, Purdue 1975-76
 Fletcher, Chris, S, Temple 1970-76
 Fletcher, Jamar, CB, Wisconsin 2004-05
 Fletcher, Terrell, RB, Wisconsin 1995-02
 Flick, Tom, QB, Washington 1986
 Florence, Drayton, CB, Tuskegee 2003-07
 Flowers, Brandon, CB, Virginia Tech 2014-15
 Flowers, Charlie, RB, Mississippi 1960-61
 Floyd, Eric, OL, Auburn 1990-91
 Floyd, John, WR, NE Louisiana 1979-80
 Floyd, Malcolm, WR, Wyoming 2004, 06-15
 Floyd, Victor, RB, Florida State 1989
 Fluker, D.J., T, Alabama 2013-15
 Flutie, Darren, WR, Boston College 1988
 Flutie, Doug, QB, Boston College 2001-04
 Foley, Steve, LB, NE Louisiana 2005
 Fonoti, Toniui, G, Nebraska 2002, 04-05
 Fontenot, Al, DE, Baylor 1999-01
 Ford, Fred, RB, Cal Poly-SLO 1960
 Forsberg, Fred, LB, Washington 1974
 Fortin, Roman, OL, San Diego State 1998-00
 Fortune, Hosea, WR, Rice 1983
 Foster, Gene, RB, Arizona State 1965-70
 Fouts, Dan, QB, Oregon 1973-87
 Fox, Tim, S, Ohio State 1982-84
 Fox, Vernon, SS, Fresno State 2002-03
 Frank, Donald, CB, Winston-Salem St. 1990-93
 Franklin, Aubray, DT, Tennessee 2012
 Franklin, Orlando, G, Miami, Fla. 2015
 Frazier, Wayne, C, Auburn 1962
 Frazier, Willie, TE, Arkansas-Pine Bluff 1966-70
 Freney, Dwight, OLB, Syracuse 2013-14
 Freitas, Jesse, QB, San Diego State 1974-75
 Friesz, John, QB, Idaho 1990-91, 93
 Fritsch, Toni, K, No College 1976
 Fuller, James, S, Portland State 1992-93
 Fuller, Joe, CB, Northern Iowa 1990
 Fuller, Mike, S, Auburn 1975-80
 Fuller, William, DE, North Carolina 1997-98

G

Gachkar, Andrew, LB, Missouri 2011-14
 Gaffney, Jeff, K, Virginia 1987
 Gagliano, Bob, QB, Utah State 1991-92
 Gaiter, Tony, WR-KR, Miami, Fla. 1998
 Gaithe, Jared, T, Maryland 2011-12
 Gamble, Darryl, LB, Georgia 2011
 Gambol, Chris, T, Iowa 1988
 Gammon, Chris, TE, SW Louisiana 1989
 Garay, Antonio, DT, Boston College 2009-12
 Gardner, Carlwell, FB, Louisville 1997
 Garmon, Kelvin, G, Baylor 2002-03
 Garner, Bob, CB, Fresno State 1960
 Garnett, Scott, NT, Washington 1985
 Garrett, Mike, RB, Southern California 1970-73

Garrison, Gary, SE, San Diego State 1966-76
 Gates, Antonio, TE, Kent State 2003-15
 Gatson, Greg, CB, Arkansas 2012
 Gay, Blenda, DE, Fayetteville State 1974
 Gayle, Shaun, SS, Ohio State 1995
 Gaylor, Trevor, WR, Miami, Ohio 2001
 Gbaja-Biamila, Akbar, LB, San Diego St. 2006
 Geathers, Kwame, DT, Georgia 2013
 Gerela, Roy, K, New Mexico 1979
 Gersbach, Carl, LB, West Chester 1973-74
 Gibson, Claude, CB, No. Carolina St. 1961-62
 Gibson, Dennis, LB, Iowa State 1994-95
 Gilbert, Gale, QB, California 1994-95
 Gilchrist, Marcus, CB, Clemson 2011-14
 Gillette, Fred, LB, Cal State-Los Angeles 1962
 Gillette, Walker, WR, Richmond 1970-71
 Gilliam, Dondre, WR, Millsville, Pa. 2002-03
 Gissingner, Andrew, T, Syracuse 1982-84
 Glenn, Vencie, FS, Indiana State 1986-90
 Glick, Gary, S, Colorado State 1963
 Gobb, Art, LB, Pittsburgh 1960
 Godfrey, Randall, LB, Georgia 2004-06
 Goets, Leo, T, Hawaii 1990-92
 Goebel, Joe, C, UCLA 1987
 Goff, Mike, G, Iowa 2004-08
 Goff, Willard, DE, West Texas State 1987
 Goufourth, Derrel, G, Oklahoma St. 1983-84
 Gogan, Kevin, G, Washington 2000
 Good, Tom, LB, Marshall 1966
 Goode, Don, LB, Kansas 1974-79
 Goodman, Richard, WR, Florida State 2010-12
 Goodspeed, Joey, FB, Notre Dame 2002
 Gordon, Cletis, CB, Jackson State 2006-08
 Gordon, Darrin, CB, Stanford 1993-96
 Gordon, Dick, WR, Michigan State 1974
 Gordon, Dwayne, LB, New Hampshire 1995-96
 Gordon, Ira, T, Kansas State 1970-75
 Gordon, Melvin, RB, Wisconsin 2015
 Gouveia, Kurt, LB, Brigham Young 1996-98
 Graham, DeMingo, G, Hofstra 1999-01
 Graham, Jeff, WR, Ohio State 1999-01
 Graham, Kenny, S, Washington St. 1964-69
 Graham, Tom, LB, Oregon 1975-77
 Grannell, Dave, TE, Arizona State 1974
 Grant, Wes, DE, UCLA 1971
 Grayson, David Jr., LB, Fresno State 1991
 Green, Ladarius, TE, Louisiana-Lafayette 2012-15
 Green, Mike, LB, Oklahoma State 1983-85
 Green, Tyrone, G, Auburn 2009-12
 Greene, Ken, S, Washington State 1983-84
 Greene, Tom, QB, Holy Cross 1961
 Gregor, Bob, S, Washington State 1981-84
 Gregory, Steve, CB, Syracuse 2006-11
 Grennan, Keith, DE, Eastern Washington 2008
 Griffin, Jim, DT, Grambling 1966-67
 Griggs, David, OLB, Virginia 1994
 Gross, George, DT, Auburn 1963-67
 Grossman, Bert, DE, Pittsburgh 1989-93
 Grunstein, Sam, C, Villanova 1962-72
 Guending, Mike, OLB, Northwestern 1985
 Guthrie, Keith, NT, Texas A&M 1984
 Guy, Lawrence, DE, Arizona State 2013-14
 Guyton, Gary, LB, Georgia Tech 2012

H

Hadl, John, QB, Kansas 1962-72
 Hadnot, Rex, G, Houston 2012
 Hagood, Rickey, NT, South Carolina 1984
 Hairston, Chris, G-T, Clemson 2015
 Hall, Courtney, C, Rice 1989-96
 Hall, Deltan, S, Clemson 1992
 Hallen, Bob, G, Kent State 2002-05
 Hamilton, Michael, LB, No. Carolina A&T 1997-99
 Hand, Norman, DT, Mississippi 1997-99
 Hand, Omari, DE, Tennessee 2003
 Harbaugh, Jim, QB, Michigan 1999-00
 Harbaugh, Milton, T, Oklahoma State 1978
 Harden, Cedric, DE, Florida A&M 1999
 Hardison, Dee, DE, North Carolina 1986-87
 Hardwick, Nick, C, Purdue 2004-14
 Hardy, Kevin, DT, Notre Dame 1971-72
 Harmon, Ronnie, RB, Iowa 1990-95
 Harper, Dwayne, CB, So. Carolina St. 1994-98
 Harrington, LaRue, RB, Norfolk State 1980
 Harris, Dick, CB, McNeese State 1960-65
 Harris, Derrick, FB, Miami, Fla. 2001
 Harris, James, QB, Grambling 1977-81

Harris, Marques, LB, Southern Utah 2005-09
 Harris, Michael, TU, UCLA 2012-13
 Harris, Tommie, DE, Oklahoma 2011
 Harris, Walter, S, Stanford 1987
 Harrison, Lloyd, CB, No. Carolina St. 2001
 Harrison, Rodney, S, Western Illinois 1994-02
 Hart, Clinton, S, Central Florida CC. 2004-09
 Hartley, Frank, TE, Illinois 1997-98
 Harvey, Richard, LB, Tulane 2000
 Haslam, Jon, LB, Stanford 1998
 Haslam, Kevin, T, Rutgers 2012
 Hatcher, Armon, S, Oregon State 2000
 Hawkins, Andy, OLB, Texas A&I 1986-87
 Hawkins, Lavelle, WR, California 2013
 Hayden, Aaron, RB, Tennessee 1995-96
 Hayes, Luther, SE, Southern California 1961
 Hayes, Tom, CB, San Diego State 1976
 Heiden, Steve, TE, So. Dakota St. 1999-01
 Henderson, Reuben, CB, San Diego St. 1983-84
 Henderson, Wyatt, CB, Fresno State 1981
 Hendrickson, Steve, HB-LB, California 1990-94
 Hendrix, David, S, Georgia Tech 1995-97
 Hendy, John, CB, Long Beach State 1985
 Henning, Dan, QB, William & Mary 1966
 Herndon, Javontee, WR, Arkansas 2015
 Herrmann, Mark, QB, Purdue 1985-87
 Herron, David, LB, Michigan State 2010
 Hester, Jacob, RB-FB, Louisiana State 2008-11
 Hill, Eric, LB, Louisiana State 1999
 Hill, Jim, S, Texas A&I 1969-71
 Hinkle, George, DT, Arizona 1988-91
 Hoey, George, CB, Michigan 1974
 Holeczek, John, LB, Illinois 2001
 Holiday, Ron, WR, Pittsburgh 1973
 Holland, Jamie, WR, Ohio State 1987-89
 Holmes, Robert, RB, Southern, La. 1973
 Holohan, Pete, TE, Notre Dame 1981-87
 Holt, Harry, TE, Arizona 1987
 Holt, James, LB, Kansas 2009-10
 Hoopes, Mitch, P, Arizona 1976
 Hoopes, Darrell, CB, Southern California 1987
 Horn, Bob, MLB, Oregon State 1976-81
 Horn, Don, QB, San Diego State 1974
 Horton, Bob, LB, Boston University 1964-65
 House, Kevin, CB, South Carolina 2002-03
 Houston, Bobby, LB, No. Carolina St. 1997
 Howard, Bob, CB, San Diego State 1967-74
 Howard, Joey, T, Tennessee 1989
 Hubbard, Brad, RB, Arizona 1967-70
 Hudson, Bill, DT, Clemson 1961-62
 Hudson, Mike, S, Oklahoma State 1987
 Hudson, Richard, T, Memphis 1962
 Huey, Gene, WR, Wyoming 1969
 Hughes, Dante, CB, California 2009-11
 Humiston, Mike, LB, Weber State 1987
 Humphrey, Deon, LB, Florida St. 2000-01
 Humphries, Stan, QB, NE Louisiana 1992-97
 Hunter, Daniel, CB, Henderson St. 1986-87
 Hutcherson, Ken, LB, Livingston, Ala. 1975

I-J

Ilesic, Hank, P, No College 1989
 Ingram, Melvin, LB, South Carolina 2012-15
 Inman, Dontrelle, WR, Virginia 2014-15
 Jackson, Bernard, CB, Washington St. 1980
 Jackson, Bob, FB, New Mexico St. 1962-63
 Jackson, Earnest, RB, Texas A&M 1983-84
 Jackson, Greg, S, Louisiana State 1997-00
 Jackson, Jeff, LB, Auburn 1987-88
 Jackson, John, OL, Eastern Kentucky 1998-99
 Jackson, Vincent, WR, No. Colorado 2005-11
 Jacox, Kendall, OL, Kansas State 1998-01
 Jacquet, Nate, WR-PR, San Diego St. 2000
 James, Lionel, RB-KR, Auburn 1984-88
 James, Toran, LB, No. Carolina A&T 1997
 Jammer, Quentin, CB, Texas 2002-12
 Jefferson, John, WR, Arizona St. 1978-80
 Jefferson, Shawn, WR, Central Florida 1991-95
 Jeffrey, Neal, QB, Baylor 1976
 Jenkins, DeRon, CB, Tennessee 2000
 Jenkins, Keyvan, RB, Nevada-Las Vegas 1987
 Jenkins, Ronney, RB-KR, No. Arizona 2000-02
 Jodat, Jim, RB, Carthage, Wis. 1982-83
 Johnson, AJ, CB, SW Texas State 1995
 Johnson, David, TE, Arkansas State 2014-15
 Johnson, Gary, DT, Grambling 1975-84
 Johnson, James, LB, San Diego State 1987

Johnson, Jarret, LB, Alabama 2012-14
 Johnson, Leon, RB, North Carolina 2003
 Johnson, Pete, FB, Ohio State 1984
 Johnson, Raylee, DE, Arkansas 1993-99, 01-03
 Johnson, Steve, WR, Kentucky 2015
 Johnson, Travis, DT, Florida State 2009-10
 Johnson, Trumaine, WR, Grambling 1985-86
 Joiner, Charlie, WR, Grambling 1976-86
 Jonassen, Eric, T, Bloomsburg, Pa. 1993-94
 Jones, Anthony, TE, Wichita State 1988
 Jones, Charlie, WR, Fresno State 1996-99
 Jones, Clint, RB, Michigan State 1973
 Jones, Curtis, G, Missouri 1968
 Jones, Deacon DE, So. Carolina St. 1972-73
 Jones, Freddie, TE, North Carolina 1997-01
 Jones, Harris, G, Johnson C. Smith 1971
 Jones, Jacoby, WR-KR, Lane (Tenn.) 2015
 Jones, Leroy, DE, Norfolk State 1976-83
 Jones, Ray, CB, Southern, La. 1972
 Jones, Reggie, WR, Louisiana State 2000-01
 Jordan, Leander, T, Indiana, Pa. 2004-05
 Jue, Bhawoh, FS, Penn State 2005-06

K

Kaeding, Nate, K, Iowa 2004-12
 Karas, Emil, LB, Dayton 1960-64, 1966
 Kay, Bill, CB, Purdue 1984
 Keathley, Michael, G, Texas Christian 2001-03
 Keckin, Val, QB, Southern Mississippi 1962
 Keiser, Thomas, OLB, Stanford 2013
 Kelcher, Louis, DT, So. Methodist 1975-83
 Kelley, Mike, QB, Georgia Tech 1987
 Kemp, Jack, QB, Occidental 1960-62
 Kempinski, Charles, G, Mississippi 1960
 Keys, Tyrone, DE, Mississippi State 1988
 Kidd, John, P, Northwestern 1990-94
 Kiel, Terrence, S, Texas A&M 2003-06
 Kinderman, Keith, RB, Florida State 1963-64
 King, Howard, DE, Cal State-LA 1965-67
 King, David, CB, Auburn 1985
 King, Linden, LB, Colorado State 1978-85
 Kirk, Randy, LB, San Diego State 1987-88, 91
 Kirner, Gary, T, Southern California 1964-69
 Klein, Bob, TE, Southern California 1977-80
 Klotz, Jack, DT, Penn Military 1962
 Kocourek, Dave, TE, Wisconsin 1960-65
 Kompara, John, DT, South Carolina 1960
 Kowalski, Gary, T, Boston College 1985-88
 Kramer, Erik, QB, No. Carolina St. 1999
 Krause, Ryan, TE, Nebraska-Omaha 2004-05

L

LaBoy, Travis, LB, Hawaii 2011
 Lacey, Jim, T, Ohio State 1985-87
 Ladd, Ernie, DT, Grambling 1961-65
 Laing, Aaron, TE, New Mexico State 1994
 Laird, Bruce, S, American Intl. (Mass.) 1982-83
 Lambro, Josh, K, Texas A&M 2015
 Lane, Bob, LB, Baylor 1963-64
 Lang, Brandon, LB, Troy 2010
 Laraba, Bob, QB-LB, Texas Western 1960-61
 Laslavic, Jim, MLB, Penn State 1978, 80-81
 Lassiter, Kwamie, S, Kansas 2003
 Latsko, Billy, FB, Florida 2010
 Latzke, Paul, C, Pacific 1966-68
 Laufenberger, Babe, QB, Indiana 1985, 1988
 Law, Cordarro, OLB, Southern Miss 2014-15
 Layne, George, FB, Texas Christian 2004
 Lazetic, Pete, LB, Stanford 1972-74
 Leaf, Ryan, QB, Washington State 1998-00
 Leber, Ben, LB, Kansas State 2002-05
 Lee, John, DT, Nebraska 1976-80
 Lee, Lloyd, S, Dartmouth 1998
 Lee, Mike, LB, Nevada-Las Vegas 1974
 Lee, Shawn, DT, North Alabama 1992-97
 Legursky, Doug, C, Marshall 2014
 Lekkerkerker, Cory, T, California-Davis 2006
 Lenkatis, Bill, G, Penn State 1968-70
 Leonard, Jim, G, Santa Clara 1985-86
 Leverette, Otis, DE, Ala.-Birmingham 2003
 LeVias, Jerry, WR, So. Methodist 1971-74
 Lewis, Darryll, CB, Arizona 1999-00
 Lewis, David, LB, Southern California 1982
 Lewis, Nate, WR, Oregon Tech 1990-93
 Lewis, Terry, CB, Michigan State 1985
 Lilly, Sam, CB, Georgia Tech 1990
 Lincoln, Keith, RB, Washington St. 1961-66, 68

Linkenbach, Jeff, G-T, Cincinnati 2015
 Lissemore, Sean, DT, William & Mary 2013-15
 Little, Larry, G, Bethune-Cookman 1967-68
 Liuget, Corey, DE, Illinois 2011-15
 Loewen, Chuck, G-T, So. Dakota St. 1980-82, 84
 London, Mike, LB, Wisconsin 1966
 Longley, Clint, QB, Abilene Christian 1976
 Lott, Andre, S, Tennessee 2006
 Loudd, Rommie, LB, UCLA 1960
 Lowe, Paul, RB, Oregon State 1960-68
 Lowe, Woodrow, LB, Alabama 1976-86
 Luther, Ed, QB, San Jose State 1980-84
 Lynch, Corey, S, Appalachian State 2012
 Lyle, Keith, FS, Virginia 2002
 Lyles, Lester, SS, Virginia 1989-90

M

Macek, Don, C, Boston College 1976-89
 Mack, Cedric, CB, Baylor 1991
 Mackey, John, TE, Syracuse 1972
 MacKinnon, Jacques, TE, Colgate 1961-69
 Mager, Craig, CB, Texas State 2015
 Maguire, Paul, LB-K, Citadel 1960-63
 Mahalic, Drew, LB, Notre Dame 1975
 Malone, Mark, QB, Arizona State 1988
 Manning, Terrell, ILB, North Carolina St. 2013
 Manumaleuna, Brandon, TE, Arizona 2006-09
 Markovich, Mark, C, Penn State 1975
 Marsh, Frank, CB, Oregon State 1967
 Marshall, Richard, CB, Fresno State 2013-14
 Martin, Blanche, RB, Michigan State 1960
 Martin, David, CB, Villanova 1986
 Martin, Larry, DT, San Diego State 1966
 Martin, Tony, WR, Mesa, Colo. 1994-97
 Martin, Vaughn, DE, Western Ontario 2009-12
 Marve, Eugene, LB, Saginaw Valley St. 1992
 Mathews, Ricardo, DE, Cincinnati 2014-15
 Mathews, Ryan, RB, Fresno State 2010-14
 Mathison, Bruce, QB, Nebraska 1983-84, 86
 Matsos, Archie, LB, Michigan State 1966
 Matthews, Bo, RB, Colorado 1974-79
 Mattos, Grant, WR, Southern California 2003
 Mauck, Carl, C, Southern Illinois 1971-74
 May, Deems, TE, North Carolina 1992-96
 May, Mark, G-T, Pittsburgh 1991
 Mays, Jerry, RB, Georgia Tech 1990
 Mays, Joe, LB, North Dakota State 2015
 McBair, Mat, P, Hawaii 2014
 McCall, Ron, LB, Weber State 1967-68
 McCardell, Keenan, WR, Nevada-LV 2004-06
 McClain, LeRon, FB, Alabama 2012-13
 McClard, Bill, K, Arkansas 1972
 McClelland, Skip, DE, Arizona State 1991
 McCoy, Lloyd, G, San Diego State 1966
 McConkey, Phil, WR-PR, Navy 1989
 McCrary, Fred, FB, Mississippi State 1999-02
 McCrary, Gregg, TE, Clark, Ga. 1978-80
 McCree, Marlon, S, Kentucky 2006-07
 McDonald, Dwight, WR, San Diego St. 1975-78
 McDougall, Gerry, RB, UCLA 1962-64, 68
 McEwen, Craig, HB, Utah 1989-91
 McGarrahan, Scott, S, New Mexico 2005
 McGee, Buford, RB, Mississippi 1984-86
 McGee, Carl, LB, Duke 1980
 McGee, Willie, CB, Alcorn A&M 1973
 McIntosh, Damon, T, Kansas State 2000-03
 McKenzie, Raleigh, OL, Tennessee 1997-98
 McKinney, Brandon, DT, Michigan St. 2006-07
 McKnight, Dennis, G-C, Drake 1982-88
 McMahon, Jim, QB, Brigham Young 1989
 McMichael, Randy, TE, Georgia 2010-12
 McNeil, Charlie, CB, Compton JC 1960-64
 McNeil, Ryan, CB, Miami, Fla. 2001-02
 McNeil, Marcus, T, Auburn 2006-11
 McPherson, Miles, S, New Haven 1982-85
 Meachem, Robert, WR, Tennessee 2012
 Means, Natrone, RB, No. Carolina 1993-95, 98-99
 Merriman, Shawne, LB, Maryland 2005-10
 Mendez, Mario, WR, San Diego State 1964
 Mercer, Mike, K, Northern Arizona 1970
 Metcalf, Eric, WR-KR, Texas 1997
 Milak, Larry, TE, Wisconsin 1976
 Micho, Bob, TE, Texas 1984
 Mickell, Darren, DE, Florida 2000
 Mickles, Joe, RB, Mississippi 1990

All-Time Alphabetical Roster, cont.

Middleton, Frank, RB, Florida A&M 1987
 Middleton, Rick, LB, Ohio State 1976-78
 Middleton, Ron, TE, Auburn 1995
 Mikołajewski, Pete, QB, Kent State 1969
 Milburn, Glyn, RB, Stanford 2001
 Milinichik, Joe, G, No. Carolina St. 1993-94
 Milks, Jack, LB, San Diego State 1966
 Miller, Anthony, WR, Tennessee 1988-93
 Miller, Brett, T, Iowa 1989
 Miller, Doug, LB, So. Dakota St. 1993-94
 Miller, Kyle, TE, Mount Union 2015
 Mills, Les, DE, Fort Hays St. 1987-90, 94
 Miller, Pat, LB, Florida 1987-88
 Miller, Paul, DT, Louisiana State 1962
 Milligan, Hanik, S, Houston 2004-05
 Mills, Jeff, LB, Nebraska 1990
 Mills, Jim, G-T, Idaho 1996-97
 Mims, Chris, DE, Tennessee 1992-96, 98-99
 Mitchell, Ed, G, Southern, La. 1965-66
 Mitchell, Lydell, RB, Penn State 1978-79
 Mitchell, Shannon, TE, Georgia 1994-97
 Mitinger, Bob, LB, Penn State 1963-66, 68
 Mi, Ron, T, Southern California 1960-69
 Moffett, Tim, WR, Mississippi 1987
 Mohring, Michael, DT, Pittsburgh 1997-01
 Mojsiejenko, Ralf, P-K, Michigan St. 1985-88
 Molden, Alex, CB, Oregon 2001-02
 Mold, David, C, Michigan 2012
 Moll, Tony, G-T, Nevada 2011
 Montgomery, Mike, RB, Kansas State 1971
 Montreuil, Mark, CB, Concordia, Quebec 1995-97
 Mooney, Mike, T, Georgia Tech. 1993
 Moore, Brandon, LB, Oklahoma 2010
 Moore, Fred, DT, Memphis 1964-66
 Moore, Mack, DE, Texas A&M 1986
 Moreno, Moses, QB, Colorado St. 1999-00
 Moreno, Zeke, LB, So. California 2001-04
 Morris, Mercury, RB, West Texas St. 1976
 Morris, Wayne, RB, So. Methodist 1984
 Moss, Roland, TE, Toledo 1970
 Moten, Eric, G-T, Michigan St. 1991-93, 95-96
 Mouton, Jonas, LB, Michigan 2012
 Mruczkowski, Scott, C, Bowling Green 2005-11
 Muhammad, Calvin, WR, Texas Southern 1987
 Muncie, Chuck, RB, California 1980-84
 Munson, Bill, QB, Utah State 1977
 Murphy, Kevin, LB, Oklahoma 1992
 Myrtle, Chip, LB, Maryland 1974

N

Naanee, Legedue, TE-WR, Boise St. 2007-10
 Ndukwue, Ikechuku, G-T, Northwestern 2011
 Neal, Lorenzo, FB, Fresno State 2003-07
 Neill, Ryan, LS, Rutgers 2010
 Nelson, Darrin, RB, Stanford 1989-90
 Nelson, Derrie, LB, Nebraska 1983-86
 Nelson, Kyle, LS, New Mexico State 2012
 Nelson, Reginald, G-T, McNeese St. 1999
 Nery, Ron, DE, Kansas State 1960-62
 Neuheisel, Rick, QB, UCLA 1987
 Newberry, Jeremy, C, California 2008
 Newell, Steve, WR, Long Beach St. 1967
 Nix, Doyle, CB, Southern Methodist 2006
 Norman, Dennis, C, Princeton 1960
 Norman, Josh, TE, Oklahoma 2002-03
 Norman, Pethis, TE, Johnson C. Smith 1971-73
 Norris, Trusse, WR, UCLA 1960
 Norton, Don, WR, Iowa 1960-66
 Novak, Nick, K, Maryland 2011-14
 Novak, Gary, T, Michigan State 1971
 Nwabugo, Ogemdi, DE, Michigan St. 2009-11

O

O'Bar, Ron, CB, Brigham Young 1985
 Oben, Roman, T, Louisville 2004-07
 Obiozor, Cyril, LB, Texas A&M 2010
 Ohrnbreger, Rich, C-G, Penn State 2013-14
 Oklanwon, Tony, CB, Maryland 2003
 Ola, Michael, G, Hampton 2015
 Olander, Cliff, QB, New Mexico St. 1977-79
 Olivea, Shane, T, Ohio State 2004-07
 Oliver, Brandon, RB, Buffalo 2014-15
 Oliver, Jimmy, WR, Texas Christian 1995
 Oliver, Paul, S, Georgia 2008-11
 Olsanshay, Igor, DE, Oregon 2004-08
 O'Neal, Leslie, DE, Oklahoma St. 1986, 1988-95
 Orlando, Bo, FS, West Virginia 1995

Orr, Terry, HB, Texas 1990
 Osby, Vince, LB, Illinois 1984-85
 Osgood, Kassim, WR, San Diego St. 2003-09
 Owens, Artie, WR, West Virginia 1976-79
 Owens, Joe, DE, Alcorn A&M 1970
 Owens, Terry, T, Jacksonville St., Ala. 1966-75

P

Page, Solomon, T, West Virginia 2003
 Palepol, Tenny, DT, Utah 2014
 Park, Ernest, G, McMurry, Tex. 1963-65
 Parker, Andy, TE, Utah 1989
 Parker, Eric, WR, Tennessee 2002-06
 Parker, Vaughn, T, UCLA 1994-03
 Parks, Billy, WR, Long Beach State 1971
 Parrilla, John, DT, Nebraska 1994-01
 Parris, Gary, TE, Florida State 1973-74
 Parree, Dennis K. So. Methodist 1968-75
 Partridge, Rick, P, Utah 1980 Patrick, Johnny, CB 2013
 Patten, Joel, T, Duke 1989-90
 Patterson, Elvis, CB, Kansas 1987-89
 Pattillo, Darrell, CB-S, Long Beach St. 1983
 Peele, Justin, TE, Oregon 2002-05
 Pegram, Erric, RB, North Texas 1997
 Penn, Chris, WR, Tulsa 1999
 Perretta, Ralph, G, Purdue 1975-80
 Perry, Jason, S, No. Carolina St. 1999-01
 Perry, Scott, CB, Williams, Mass. 1980
 Peryman, Denzel, ILB, Miami, Fla. 2015
 Peters, Volney, DT, Southern California 1960
 Petrich, Bob, DE, W. Texas State 1963-66
 Pettitt, Duane, DE, San Diego State 1987
 Philcox, Todd, QB, Syracuse 1997
 Phillips, Adrian, S, Texas 2014-15
 Phillips, Irvin, CB, Arkansas Tech 1981
 Phillips, Joe, DE, So. Methodist 1987-91
 Phillips, John, TE, Virginia 2013-15
 Phillips, Shaun, LB, Purdue 2004-12
 Philon, Darius, DE, Arkansas 2015
 Pinnock, Andrew, FB, So. Carolina 2003-07
 Pippens, Jerrell, S, Nebraska 2004-05
 Plummer, Gary, ILB, California 1986-93
 Plump, Dave, WR, Fresno State 1966
 Plunkett, Sherman, T, Md.-East. Shore 1961-62
 Polk, Carlos, LB, Nebraska 2001-04, 06-07
 Pollard, Robert, DE, Texas Christian 2004
 Pope, Marquez, DB, Fresno State 1992-93
 Post, Dick, RB, Houston 1967-70
 Powell, Jeff, RB, Tennessee 1987
 Preston, Ray, LB, Syracuse 1976-84
 Price, Marcus, T, Louisiana State 1997-98
 Price, Shawn, DT, Pacific 2002
 Price, Stacey, LB, Arkansas State 1987
 Pringley, Mike, DE, North Carolina 2000
 Print, Bob, LB, Dayton 1967-68
 Prokop, Joe, P, Cal Poly-Pomona 1987
 Protz, Jack, LB, Syracuse 1970
 Pupunu, Alfred, TE-HB, Weber St. 1992-97, 99

Q-R

Queen, Jeff, RB, Morgan State 1969-71
 Raab, Marc, LS, Southern California 1998
 Rachal, Latario, WR, Fresno State 1997-98
 Ray, Eddie, RB, Louisiana State 1971
 Raymer, Cory, C, Wisconsin 2002-03
 Rayner, Dave, K, Michigan State 2007
 Redden, Barry, RB, Richmond 1987-88
 Reddick, Kevin, ILB, North Carolina 2014
 Redman, Rick, LB, Washington 1965-73
 Reed, Robert, WR, Lambuth 1999
 Reese, Don, DE, Jackson State 1981
 Reeves, John, LB, Purdue 1999-00
 Reeves, Walter, TE, Auburn 1996
 Remmers, Mike, T, Oregon State 2013
 Rentz, Larry, CB, Florida 1969
 Revez, Fuad, K, Tennessee 1990
 Reyes, Kendall, DE, Connecticut 2012-15
 Ricardo, Benny, K, San Diego State 1984
 Rice, Andy, DT, Texas Southern 1970-71
 Rice, Floyd, LB, Alcorn A&M 1973-75
 Richard, Stanley, FS, Texas 1991-94
 Richards, David, T, UCLA 1988-92
 Richey, Wade, K, Louisiana State 2001-02
 Ricks, Mikhal, WR, Stephen F. Austin 1998-00
 Ridge, Houston, DT, San Diego State 1966-69
 Rinehart, Chad, G, Northern Iowa 2013-14

Rivers, Philip, QB, No. Carolina State 2004-15
 Robertson, Bo, WR, Cornell 1961
 Roberts, George, P, Virginia Tech 1981
 Robinson, Adrian, OLB, Temple 2013
 Robinson, Derreck, DE, Iowa 2005-06
 Robinson, Fred, DE, Miami, Fla. 1984-86
 Robinson, Gerald, DE, Auburn 1989-90
 Robinson, Jerry, WR, Grambling 1962-64
 Robinson, Patrick, CB, Florida State 2015
 Robinson, Trevor, C, Notre Dame 2014-15
 Roche, Brian, TE, San Jose State 1996-97
 Rockford, Jim, CB, Oklahoma 1985
 Rodenhager, Mark, C, Illinois St. 1990-91
 Rodgers, Johnny, WR, Nebraska 1977-78
 Rogers, Don, C, South Carolina 1960-64
 Rogers, Mel, LB, Florida A&M 1971, 1974
 Rogers, Sam, LB, Colorado 2001
 Rolling, Henry, LB, Nevada 1990-92
 Rome, Tag, WR, NE Louisiana 1987
 Rome, Charles, CB, No. Carolina Central 1987
 Rosado, Dan, G, Northern Illinois 1987-88
 Rosario, Kevin, TE, Oregon 2012
 Ross, Dante, S, Temple 1996
 Ross, Micah, WR, Jacksonville 2003-04
 Rossovich, Tim, LB, So. California 1972-73
 Rote, Tobin, QB, Rice 1963-64
 Roundtree, Raleigh, T, So. Carolina St. 1998-01
 Rouse, Curtis, G, Tenn.-Chattanooga 1987
 Rowe, Dave, DT, Penn State 1974-75
 Royal, Eddie, WR, Virginia Tech. 2012-14
 Ruff, Orlando, LB, Furman 1999-02
 Runyan, Jon, T, Michigan 2009
 Rush, Bob, C, Memphis 1977, 79-82
 Rusk, Reggie, S, Kentucky 1999-00
 Russell, Booker, RB, SW Texas State 1980
 Russell, Leonard, RB, Arizona State 1996

S

Salave'a, Joe, DT, Arizona 2003
 Salisbury, Sean, QB, Southern California 1996
 Salter, Bryant, S, Pittsburgh 1971-73
 Samuels, Chris, RB, Texas 1991
 Sanchez, Davis, CB, Oregon 2001-02
 Sanders, Bob, S, Iowa 2011
 Sapp, Patrick, LB, Clemson 1996-97
 Sartin, Dan, C, Mississippi 1969
 Sasa, Don, DT, Washington State 1995-96
 Savage, Tony, NT, Washington St. 1990, 92
 Sayers, Ron, RB, Nebraska-Omaha 1969
 Scafe, Damiq, DE, Boston College 2012
 Scales, Dwight, WR, Grambling 1981-83
 Scarber, Sam, RB, New Mexico 1975-76
 Scarpitto, Bob, DB, Notre Dame 1961
 Schleicher, Maury, DE, Penn State 1960-62
 Schmedding, Jim, G, Weber State 1968-70
 Schilling, Stephen, T, Michigan 2011-13
 Schmidt, Henry, DT, So. California 1961-64
 Schwedes, Scott, WR, Syracuse 1990
 Scifres, Mike, P, Western Illinois 2003-15
 Scott, DeQuincy, DT, So. Mississippi 2002-05
 Scott, Ian, DT, Florida 2008-09
 Scott, Kevin, RB, Stanford 1988
 Seale, Sam, CB, Western St., Colo. 1988-91
 Searcy, Bill, G, Alabama 1985
 Sears, Jim, S, Southern California 1960
 Seau, Junior, LB, Southern California 1990-02
 Seay, Mark, WR, Long Beach State 1993-95
 Selawski, Gene, T, Purdue 1961
 Selmon, Dewey, MLB, Oklahoma 1982
 Shaw, Bobby, WR, California 2004
 Shaw, Pete, S, Northwestern 1977-81
 Shaw, Terrance, CB, Stephen F. Austin 1995-99
 Shea, Pat, G, Southern California 1962-65
 Shelton, Anthony, CB, Tennessee St. 1990-91
 Shelton, L.J., T, Eastern Michigan 2008
 Shields, Billy, T, Georgia Tech 1975-83
 Sienkiewicz, Troy, G, New Mexico St. 1995-98
 Sievers, Eric, TE, Maryland 1981-88
 Siler, Brandon, LB, Florida 2007-10
 Simien, Tracy, LB, Texas Christian 1999
 Simmons, King, S, Texas Tech 1987
 Simmons, Tony, DE, Tennessee 1985, 1987
 Simpson, Antoine, DT, Houston 2000
 Sims, Wes, G, Oklahoma 2005
 Singleton, Ron, T, Grambling 1976
 Sirles, Jeremiah, G-T, Nebraska 2014
 Skow, Jim, DE, Nebraska 1992

Slater, Mark, C, Minnesota 1978
 Slaughter, Webster, WR, San Diego St. 1998
 Slovacek, Emil, T, Stephen F. Austin 1987
 Smith, Billy Ray, LB, Arkansas 1983-92
 Smith, Charlie, RB, Utah State 1975
 Smith, Dave, RB, Utah 1970
 Smith, Derek, LB, Arizona State 2008
 Smith, Dreamius, RB, West Virginia 2015
 Smith, Elliot, CB, Alcorn State 1989
 Smith, Johnny Ray, CB, Lamar 1984
 Smith, Luscious, CB, Cal State-Fullerton 1984-85
 Smith, Neil, DE, Nebraska 2000
 Smith, Ron, S, Wisconsin 1973
 Smith, Ron, WR, San Diego State 1980-81
 Smith, Russ, RB, Miami, Fla. 1967-70
 Smith, Sherman, RB, Miami, Ohio 1983
 Smith, Willie, T, East Carolina 2013-14
 Smoot, Ray, G, Louisiana State 1993
 Snipes, Angelo, OLB, West Georgia 1986-87
 Snowden, Cal, DE, Indiana 1972-73
 Speights, Dick, WR, Wyoming 1968
 Spencer, Jimmy, CB, Florida 1998-99
 Spencer, Tim, RB, Ohio State 1985-90
 Spencer, Todd, RB, Southern California 1987
 Sperry, Kory, TE, Colorado State 2010-11
 Spikes, Takeo, LB, Auburn 2011-12
 Spillman, C.J., FS, Marshall 2009-10
 Sproles, Darren, RB-KR, Kansas St. 2005, 07-10
 Spurlock, Michael, WR-KR, Mississippi 2012
 Square, Damon, DT, Alabama 2015
 Stadnik, John, C, W. Illinois 1987
 Staggs, Jeff, LB, San Diego State 1966-71, 74
 Stanley, Walter, WR, Mesa, Colo. 1992
 Steels, Anthony, RB, Nebraska 1985, 1987
 Stein, Bob, LB, Minnesota 1975
 Stephens, Tremayne, RB, No. Carolina St. 1998-99
 Stephenson, Kay, QB, Florida 1967
 Stewart, Wayne, TE, California 1974
 Still, Bryan, WR, Virginia Tech 1996-99
 Stoltenberg, Bryan, C, Colorado 1996
 Stratton, Mike, LB, Tennessee 1973
 Strickland, Donald, CB, Colorado 2010
 Stringert, Hal, CB, Hawaii 1975-80
 Strozier, Art, TE, Kansas State 1970-71
 Strozier, Wilbur, TE, Georgia 1988
 Stuckey, Darrell, S, Kansas 2010-15
 Sullivan, John, SS, California 1986
 Sullivan, Kent, P, Cal-Lutheran 1993
 Swayne, Harry, T, Rutgers 1991-96
 Sweeney, Walt, G, Syracuse 1963-73
 Sweet, Joe, WR, Tennessee State 1975
 Swift, Michael, CB, Austin Peay 1997
 Sykes, John, RB, Morgan State 1972

T

Tanner, John, LB, Tennessee State 1971
 Tanuvasa, Maa, DT, Hawaii 2001
 Tate, Franklin, LB, No. Carolina Central 1975
 Taylor, Aaron, OL, Notre Dame 1998-99
 Taylor, Brandon, S, Louisiana State 2012
 Taylor, Jessie, RB, Cincinnati 1972
 Taylor, John, LB, Hawaii 1987
 Taylor, Ken, CB, Oregon State 1986
 Taylor, Kitrick, WR, Washington St. 1990-91
 Taylor, Sammie, WR, Grambling 1964
 Taylor, Shannon, LB, Virginia 2000
 Teal, Quinton, S, Coastal Carolina 2010
 Teerlink, John, DT, Western Illinois 1974-75
 Tensi, Steve, QB, Florida State 1965-66
 Te'o, Manti, ILB, Notre Dame 2013-15
 Terry, Adam, T, Syracuse 2010
 Thaxton, Galand, LB, Wyoming 1991
 Thaxton, James, TE, Tennessee St. 1973-74
 Thelwell, Ryan, WR, Minnesota 1998
 Thigpen, Yancey, WR, Winston-Salem St. 1991
 Thomas, Bob, K, Notre Dame 1985
 Thomas, Bob, RB, Arizona State 1973-74
 Thomas, Cam, DT, North Carolina 2010-13
 Thomas, Cornell, DE, West Georgia 1994
 Thomas, Duane, RB, West Texas St. 1972
 Thomas, Jesse, S, Michigan State 1960
 Thomas, Jewell, RB, San Jose State 1984
 Thomas, Johnny, CB, Baylor 1989
 Thomas, Lee, DE, Jackson State 1971-72
 Thomas, Mike, RB, Nevada-LV 1979-80
 Thompson, Aundra, WR, E. Texas St. 1981
 Thompson, Broderick, T, Kansas 1987-92
 Thompson, Tommy, RB, So. Illinois 1974

Thornton, George, DT, Alabama 1991-92
 Thrift, Cliff, LB, E. Central Oklahoma 1979-84
 Tipton, Dave, DE, Stanford 1974-75
 Tolbert, Jim, S, Lincoln, Mo. 1966-71, 76
 Tolbert, Mike, FB, Coastal Carolina 2008-11
 Tolliver, Billy Joe, QB, Texas Tech 1989-90
 Tomlinson, Ladanian, RB, TCU 2001-09
 Toth, Tom, T, Western Michigan 1990
 Trapp, Steve, LB, Ohio State 1998, 2000
 Trapp, Richard, WR, Florida 1969
 Travouni, Herb, K, Texas College 1964-65
 Troutman, Johnnie, G, Penn State 2013-14
 Tucker, Jyles, LB, Wake Forest 2007-10
 Tuckett, Phil, WR, Weber State 1968
 Tuinei, Van, DE, Arizona 1997
 Tuipulotu, Peter, RB, Brigham Young 1992
 Turner, John, DB, Miami, Fla. 1984
 Turner, Michael, RB, No. Illinois 2004-07
 Turner, Nate, WR, Nevada-Las Vegas 2001
 Turner, Scott, CB, Illinois 1998-01
 Turner, James, K, Cal Poly-SLO 2002
 Tyler, Maurice, S, Morgan State 1975

U-V

Umpfhey, Rich, G, Colorado 1985
 Unitas, Johnny, QB, Louisville 1973
 Unrein, Mitch, DT, Wyoming 2015
 Unrein, Terry, NT, Colorado State 1986-87
 Usher, Darryl, WR-KR, Illinois 1989
 VanBuren, Courtney, T, Ark.-Pine Bluff 2003-04
 Van Raaphorst, Dick, K, Ohio State 1966-67
 Vanhorne, Sean, CB, Howard 1992-94
 Vanover, Tamarick, WR, Florida State 2002
 Vasquez, Louis, G, Texas Tech 2009-12
 Verrett, Jason, CB, Texas Christian 2014-15
 Verterfeuille, Brian, G, Idaho State 1974
 Vlastic, Mark, QB, Iowa 1987-88, 90
 Volek, Billy, QB, Fresno State 2006-07, 09-11

W

Wagner, Bryan, P, Cal State-Northridge 1994
 Walczak, Mark, TE, Arizona 1989, 91
 Walker, Derrick, TE, Michigan 1990-93
 Walker, Jeff, G, Memphis 1986
 Walker, Reggie, ILB, Kansas State 2013-14
 Walker, Wayne, WR, Texas Tech 1989
 Wallace, C.J., S, Washington 2011
 Wallace, Henry, CB, Pacific 1960
 Waller, Ron, RB, Maryland 1960
 Walters, Bryan, WR-KR, Cornell 2011
 Walters, Danny, CB, Arkansas 1983-87
 Walton, J.D., C, Baylor 2015
 Ware, Timmie, WR, So. California 1986-87
 Warren, Jim, DB, Illinois 1964-65
 Washington, Joe, RB, Oklahoma 1976-77
 Washington, Kelley, WR, Tennessee 2010
 Washington, Russ, T, Missouri 1968-82
 Waters, Anthony, LB, Clemson 2008
 Watkins, Pat, S, Florida State 2010
 Watt, Chris, C, Notre Dame 2014-15
 Watts, Ted, S, Texas Tech 1987
 Webb, Jimmy, DT, Mississippi State 1981
 Weddle, Eric, S, Utah 2007-15
 Wedson, Casey, QB, Florida State 1997
 Welker, Wes, WR, Texas Tech 2004
 Wells, Reggie, T, Clarion 2012
 Wells, Robert, T, Johnson C. Smith 1968-70
 Wenzel, Ralph, G, San Diego State 1972
 Wersching, Ray, K, California 1973-76
 West, Jeff, P, Cincinnati 1976-79
 Westmoreland, Dick, CB, No. Car. A&T 1963-65
 Wheeler, Dwight, G, Clemson 1987
 Whelihan, Craig, QB, Pacific 1995-98
 White, Andre, TE, Florida A&M 1968
 White, Ed, G, California 1978-85
 White, Lee, RB, Weber State 1972
 White, Ray, LB, Syracuse 1971-73
 White, Reggie, DT, No. Carolina A&T 1992-94
 Whitehead, Bud, S, Florida State 1961-68
 Whitehurst, Charlie, QB, Clemson 2006, 13
 Whitley, Curtis, C, Clemson 1992-94
 Whitman, Josh, TE, Illinois 2001
 Whitmyer, Nat, CB, Washington 1966-67
 Whittaker, Fozy, RB, Texas 2013
 Wiggins, Kenny, G-T, Fresno State 2014-15
 Wilcher, Mike, LB, North Carolina 1991
 Wiley, Marcellus, DE, Columbia 2001-03

Wilhelm, Matt, LB, Ohio State 2003-08
 Wilkerson, Doug, G, No. Carolina Cent. 1971-84
 Williams, Al, WR, Nevada 1987
 Williams, Clarence, RB, So. Carolina 1977-81
 Williams, Dave, WR, Oklahoma 1972
 Williams, Demorris, LB, Nebraska 2012
 Williams, Eric, LB, Southern California 1984
 Williams, Jerome, S, Houston 1997-98
 Williams, Henry, CB, San Diego State 1983
 Williams, Jamal, DT, Oklahoma State 1998-09
 Williams, Jeff, T, Rhode Island 1991
 Williams, Jerrol, OLB, Purdue 1993
 Williams, Lee, DE, Bethune-Cookman 1984-90
 Williams, Lester, NT, Miami, Fla. 1986
 Williams, Mike, CB, Louisiana St. 1975-82
 Williams, Sam, S, California 1974-75
 Williams, Sammy, T, Oklahoma 2002
 Williams, Steve, CB, Alabama 2014-15
 Williams, Tom, DT, California-Davis 1970-71
 Williams, Tourek, OLB, Florida Int. 2013-14
 Williams, Tyrell, WR, Western Oregon 2015
 Wilson, Earl, DE, Kentucky 1985-87
 Wilson, Jerry, S, Southern, La. 2002-05
 Wilson, Jimmy, S, Montana 2015
 Wilson, Karl, DE, Louisiana State 1987-88
 Wilson, Kion, LB, South Florida 2010
 Wilson, Kris, TE, Pittsburgh 2008-10
 Wilson, Walter, WR, East Carolina 1990
 Windt, Mike, WR, Cincinnati 2010-15
 Winstow, Kellen, TE, Missouri 1979-87
 Winter, Blaise, DE, Syracuse 1986-87, 92-94
 Withrow, Cal, C, Kentucky 1970
 Withrow, Cory, C, Washington St. 2006-07
 Wojcik, Greg, DT, So. California 1972-73
 Womble, Royce, FL, North Texas 1960
 Wood, Dick, QB, Auburn 1962
 Wood, Mike, K, SW Missouri 1979-80
 Woodward, Ken, LB, Tuskegee 1988-89
 Woodcock, John, DE, Hawaii 1981-82
 Woodhead, Danny, RB, Chadron State 2013-15
 Woods, Don, RB, New Mexico 1974-80
 Wright, Ernie, E, Ohio State 1960-67, 72
 Wright, Sharece, CB, Southern California 2011-14
 Wyatt, Kevin, CB, Arkansas 1986
 Wynn, Jarvis, DE, Georgia 2013

Y-Z

Young, Andre, S, Louisiana Tech 1982-84
 Young, Duane, TE, Michigan State 1991-95
 Young, Glenn, LB, Syracuse 1995-96
 Young, Lonnie, S, Michigan State 1994
 Young, Rickey, RB, Jackson State 1975-77
 Young, Wilbur, DE, William Penn, Iowa 1978-82
 Zachary, Ken, RB, Oklahoma State 1987
 Zandofsky, Mike, G, Washington 1990-93
 Zeman, Bob, S, Wisconsin 1960-61, 65-66

ALL-TIME COLLEGES

Abilene Christian	3	Florida	12	Mississippi State	5	Southern California	39
Alabama	9	Florida A&M	5	Missouri	6	Southern Connecticut State	1
Alabama-Birmingham	1	Florida International	2	Montana	1	Southern Illinois	2
Albany	1	Florida State	19	Montana State	2	Southern, La.	5
Alcorn A&M	3	Fort Hays State	1	Morgan State	3	Southern Methodist	7
Alcorn State	1	Fresno State	15	Mt. San Antonio	1	Southern Mississippi	3
American International, Mass.	1	Furman	1	Mount Union	1	Southern Utah	1
Appalachian State	1	Georgia	10	Navy	1	Stanford	11
Arizona	12	Georgia Tech.	9	Nebraska	18	Stephen F. Austin	3
Arizona State	13	Grambling	13	Nebraska-Omaha	3	SW Missouri	1
Arkansas	14	Hampton, Va.	2	Nevada	4	SW Texas State	2
Arkansas-Pine Bluff	3	Hawaii	9	Nevada-Las Vegas	6	Syracuse	18
Arkansas State	3	Heidelberg, Ohio	1	New Hampshire	2	Temple	4
Arkansas Tech.	1	Henderson State, Ark.	1	New Haven	2	Tennessee	18
Auburn	20	Hofstra	1	New Mexico	5	Tennessee-Chattanooga	2
Austin Peay	1	Holy Cross	1	New Mexico State	6	Tennessee State	7
Baylor	8	Houston	8	No College	5	Texas	10
Bethune-Cookman	2	Howard	1	Norfolk State	3	Texas A&I	3
Bloomsburg, Pa.	3	Idaho	3	North Alabama	1	Texas A&M	12
Boise State	2	Idaho State	2	North Carolina	13	Texas Christian	10
Boston College	7	Illinois	10	North Carolina A&T	5	Texas College	1
Boston University	2	Illinois State	1	North Carolina Central	4	Texas-El Paso	2
Bowling Green	2	Indiana	6	North Carolina State	10	Texas Southern	4
Brigham Young	6	Indiana, Pa.	1	North Central Illinois	1	Texas State	2
Buffalo	2	Indiana State	2	North Dakota State	2	Texas Tech.	9
California	19	Iowa	12	North Texas	3	Texas Western	1
California-Davis	4	Iowa State	6	Northern Arizona	3	Toledo	1
California Lutheran	2	Jackson State	7	Northern Colorado	1	Troy	2
Cal Poly-Pomona	1	Jacksonville	1	Northern Illinois	3	Tulane	2
Cal Poly-San Luis Obispo	3	Jacksonville State, Ala.	1	Northern Iowa	2	Tulsa	3
Cal State-Fullerton	2	Johnson C. Smith	3	Northwestern	5	Tuskegee	2
Cal State-Los Angeles	3	Kansas	11	Northwestern Oklahoma State	1	UCLA	14
Cal State-Northridge	1	Kansas State	11	Notre Dame	14	United States International	1
Cal State-Sacramento	1	Kent State	3	Occidental	2	Utah	7
Carthage, Wis.	1	Kentucky	7	Ohio State	17	Utah State	6
Central Florida	2	Lakeland, Wis.	1	Oklahoma	14	Vanderbilt	2
Central Florida CC	2	Lamar	1	Oklahoma State	9	Villanova	2
Central Michigan	2	Lambuth	1	Oregon	11	Virginia	9
Central Oklahoma	1	Lane (Tenn.)	1	Oregon State	6	Virginia Tech.	7
Chadron State	1	Liberty	1	Oregon Tech.	1	Virginia Union	1
Cincinnati	6	Lincoln, Mo.	1	Pacific	4	Wake Forest	3
The Citadel	2	Livingston, Ala.	1	Penn Military	1	Washington	15
Clarion, Pa.	1	Long Beach State	9	Penn State	14	Washington State	12
Clark, Ga.	1	Louisiana-Lafayette	2	Pittsburgh	8	Weber State	6
Clemson	14	Louisiana-Monroe	4	Portland State	2	West Chester	1
Coastal Carolina	2	Louisiana State	19	Princeton	1	West Georgia	2
Colgate	1	Louisiana Tech	3	Purdue	13	West Texas State	4
Colorado	9	Louisville	5	Rhode Island	1	West Virginia	4
Colorado State	7	Maine	1	Rice	3	Western Illinois	3
Columbia	2	Marshall	4	Richmond	2	Western Kentucky	1
Compton Junior College	1	Maryland	10	Robert Morris	1	Western Michigan	2
Concordia, Quebec	1	Maryland-Eastern Shore	1	Rutgers	3	Western Ontario	1
Connecticut	2	McMurray, Tex.	1	Saginaw Valley State	1	Western Oregon	1
Cornell	2	McNeese State	3	Sam Houston State	1	Western State, Colo.	1
Dartmouth	1	Memphis	9	San Diego State	36	Wichita State	2
Dayton	2	Mesa, Colo.	2	San Francisco State	1	William & Mary	4
Drake	1	Miami, Fla.	11	San Jose State	7	William Penn, Iowa	1
Duke	3	Miami, Ohio	4	Santa Clara	2	Williams, Mass.	1
East Carolina	2	Michigan	10	SE Louisiana	2	Winston-Salem State	3
East Texas State	1	Michigan State	15	Sonoma State	1	Wisconsin	14
Eastern Kentucky	2	Millersville, Pa.	1	South Carolina	10	Wyoming	8
Eastern Michigan	1	Minnesota	7	South Carolina State	5	Yale	1
Eastern Washington	2	Mississippi	10	South Dakota State	3	Youngstown State	1
Fayetteville State	1	Mississippi College	1	South Florida	1		

ALL-TIME NUMERICAL ROSTER

* wore more than one number during career	14	Fouts, Dan, QB (1973-87)	22	Verrett, Jason, CB (2014-15)	
1	Ricardo, Benny, K (1984)	15	Kemp, Jack, QB (1960-62)	23	Lowe, Paul, RB (1960-68)
1	Sullivan, Kent, P (1993)	15	Breaux, Don, QB (1964-65)	23	Montgomery, Mike, RB (1971)
1	McBriar, Mat (2014)	15	Henning, Dan, QB (1966)	23	Jones, Ray, CB (1972)
2	Mojisjejenko, Ralf, P-K (1985-88)	15	Brittunum, Jon, QB (1968)	23	Hoey, George, CB (1974)
2	Bennett, Darren, P (1995-03)	15	Mikolajewski, Pete, QB (1969)	23	Smith, Charlie, RB (1975)
2	Lambo, Josh, K (2015)	15	Mercer, Mike, K (1970)	23	Morris, Mercury, RB (1976)
3	Agajanian, Ben, K (1960-61, 1964)	15	Werschinger, Ray, K (1973-75)*	23	Phillips, Irvin, CB (1981)
3	Bahr, Chris, K (1969)	15	Fritsch, Toni, K (1969)	23	Walters, Danny, CB (1983-87)
3	Carney, John, K (1990-00)	15	Archer, David, QB (1986)	23	Bennett, Roy, CB (1988-89)
3	Brown, Kris, K (2010)	15	Philcox, Todd, QB (1997)	23	Shelton, Anthony, CB (1990-91)
4	Roberts, George, P (1981)	15	Goodman, Richard, WR (2010-12)	23	Gayle, Shaun, SS (1995)
4	Gaffney, Jeff, K (1987)	15	Inman, Dontrelle (2014-15)	23	Williams, Gerome, S (1997-98)
4	Harbaugh, Jim, QB (1999-00)	16	Keckin, Val, QB (1962)	23	Jenkins, DeRon, CB (2000)
5	Colbert, Lewis, P (1989)	16	Longley, Clint, QB (1976)	23	Jammer, Quentin, CB (2002-12)
5	Whelihan, Craig, QB (1995-98)	16	Wood, Mike, K (1979-80)	23	Brown, Ronnie, RB (2013)*
5	Richey, Wade, K (2001-02)	16	Thomas, Bob, K (1985)	23	Williams, Steve, CB (2014-15)
5	Scifres, Mike, P (2003-15)	16	Malone, Mark, QB (1988)	24	Hayes, Luther, SE (1961)
6	Werschinger, Ray, K (1976)*	16	Gagliano, Bob, QB (1991-92)	24	Alvord, Lance, FL (1962)*
6	Benirschke, Rolf, K (1977-86)	16	Leaf, Ryan, QB (1998-00)	24	Kinderman, Keith, RB (1963-64)
6	DeLine, Steve, K (1988)	16	Rayner, Dave, K (2007)	24	Bennard, Bob, CB (1967-74)
6	Turner, Nate, WR (2001)	16	Banks, Gary, WR (2010)	24	Owens, Artie, WR (1979)*
6	Whitehurst, Charlie, QB (2006, '13)	16	Seyi Ajiroutu, WR (2013-14)*	24	Washington, Joe, RB (1976-77)
7	Carter, Virgil, QB (1975)	16	Williams, Tyrell, WR (2015)	24	McPherson, Miles, S (1982-85)
7	Bell, Eddie, WR (1976)	17	Labara, Bob, QB-LB (1960-61)	24	Smith, Johnny Ray, CB (1984)
7	Burford, Maury, P (1982-84)	17	Enis, Hunter, QB (1961)	24	Taylor, Ken, CB (1986)
7	Mathison, Bruce, QB (1983-84, 86)	17	Greene, Tom, QB (1961)	24	Anderson, Anthony, S (1987)
7	Neuheisel, Rick, QB (1987)	17	Wood, Dick, QB (1962)	24	Scott, Kevin, RB (1988)
7	Revez, Fuad, K (1990)	17	Freitas, Jesse, QB (1974-75)	24	Lyles, Lester, SS (1989-90)
7	Davis, Greg, K (1997)	17	Partridge, Rick, P (1980)	24	Richard, Stanley, FS (1991-94)
7	Flutie, Doug, QB (2001-04)	17	Friesz, John, QB (1990-91, 93)	24	Hayden, Aaron, RB (1995-96)
7	Volek, Billy, QB (2006-07, 09-11)	17	Tuthill, James, K (2002)	24	Pegram, Eric, RB (1997)
8	West, Jeff, P (1979)*	17	Rivers, Philip, QB (2004-15)	24	Brown, Fakhir, CB (1999-00)
8	Prokop, Joe, P (1987)	18	Rote, Tobin, QB (1963-64)	24	Milburn, Glyn, RB (2001)
8	Ilesic, Hank, P (1989)	18	Stephenson, Kay, QB (1967)	24	Chatman, Jesse, RB (2002-04)
8	Salsburg, Sean, QB (1996)	18	Joiner, Charlie, WR (1976-86)	24	Lott, Andre, S (2006)
8	Weldon, Casey, QB (1997)	19	Clatterbuck, Bobby, QB (1960)	24	Gordon, Clotis, CB (2006-08)
8	Christie, Steve, K (2001-03)	19	Alworth, Lance, FL (1963-70)*	24	Mathews, Ryan, RB (2010-14)
9	Gerela, Roy, K (1979)	19	Unitas, Johnny, QB (1973)	24	Flowers, Brandon, CB (2015)*
9	Herrmann, Mark, QB (1985-87)	19	Jeffrey, Neal, QB (1976)	25	Gibson, Claude, CB (1961-62)
9	McMahon, Jim, QB (1989)	19	Munson, Bill, QB (1977)	25	Westmoreland, Dick, CB (1963-65)
9	Wagner, Bryan, P (1994)	20	Ford, Fred, RB (1960)	25	Newell, Steve, WR (1967)
9	Brees, Drew, QB (2001-05)	20	Thomas, Jesse, S (1960)	25	LeVias, Jerry, WR (1971-74)
9	Novak, Nick, K (2011-14)	20	McDougall, Gerry, RB (1962-64, 68)	25	Taylor, Maurice, S (1975)
10	McClard, Bill, K (1972)	20	Farr, Miller, CB (1965-66)	25	Cappelletti, John, FB (1980-83)
10	Douglass, Bobby, QB (1975)	20	Smith, Russ, RB (1967-70)	25	Morris, Wayne, RB (1984)
10	Hoopes, Mitch, P (1976)	20	Garrett, Mike, RB (1970-73)	25	Glenn, Vencie, FS (1986-90)
10	Olander, Cliff, QB (1977-79)	20	Rodgers, Johnny, WR-RB (1977-78)	25	Vanhorse, Sean, CB (1992-94)
10	Kelley, Mike, QB (1987)	20	Henderson, Reuben, CB (1983-84)	25	Bradford, Paul, CB (1997)
10	Abbott, Vince, K (1987-88)	20	Davis, Wayne, CB (1985-86)	25	Rusk, Reggie, S (1999-00)
10	Kidd, John, P (1990-94)	20	Redden, Barry, RB (1987-88)	25	Molden, Alex, CB (2001-02)
10	Kaeding, Nate, K (2004-12)	20	Nelson, Darrin, RB (1989-90)	25	Fletcher, Jamar, CB (2004-05)
10	Hawkins, Lavelle, WR (2013)	20	Samuels, Chris, RB (1991)	25	Cromartie, Antonio, CB (2006)*
10	Clemens, Kellen, QB (2014-15)	20	Means, Natrone, RB (1993-95, 98-99)	25	Ellison, Kevin, S (2009)
11	Luther, Ed, QB (1980-84)	20	Dumas, Michael, S (1997, 2000)*	25	Stuckey, Darrell, S (2010-15)
11	Tolliver, Billy Joe, QB (1989-90)	20	Wilson, Jerry, S (2002-05)	26	Sears, Jim, S (1960)
11	Brohm, Jeff, QB (1994)	20	McCree, Marlon, S (2006-07)	26	Roberson, Bo, WR (1961)
11	Everett, Jim, QB (1997)	20	Cason, Antoine, CB (2008-12)	26	Coan, Bert, RB (1962)
11	Ross, Micah, WR (2003-04)	20	Butler, Crezdon, CB (2013)	26	Carson, Kern, HB (1965)
11	Nanee, Legedu, TE-WR (2008-10)*	20	Davis, Chris, CB (2014)	26	Hubbert, Brad, RB (1967-70)
11	Royal, Eddie, WR (2012-14)	21	Hadl, John, QB (1962-72)	26	Jones, Clint, RB (1973)
11	Johnson, Stevie, WR (2015)	21	Bonner, Glen, RB (1974-75)	26	Atkins, Dave, RB (1975)
12	Harris, James, QB (1977-81)	21	Duren, Clarence, S (1977)	26	Mitchell, Lydell, RB (1978-79)
12	Dufek, Joe, QB (1985)	21	Brooks, James, RB (1981-83)	26	Jackson, Bernard, CB (1980)
12	Laufenberg, Babe, QB (1985, 1988)	21	McGee, Buford, RB (1984-86)	26	Dykes, Donald, CB (1982)
12	Flick, Tom, QB (1986)	21	McConkey, Phil, WR-PR (1989)	26	James, Lionel, RB-KR (1984-88)
12	Humphries, Stan, QB (1992-97)	21	Gordon, Darrien, CB (1993-96)	26	Usher, Darryl, WR-KR (1989)
12	Kramer, Erik, QB (1999)	21	Metcalfe, Eric, WR-KR (1997)	26	Lilly, Sam, CB (1990)
12	Crayton, Patrick, WR (2010-11)	21	Tomlinson, LaDainian, RB (2001-09)	26	Fields, Floyd, S (1991-93)
12	Meachem, Robert, WR (2012)	22	Lincoln, Keith, RB (1961-66, 68)	26	Orlando, Bo, FS (1995)
12	Jones, Jacoby, WR-KR (2015)	22	Post, Dick, RB (1967-70)	26	Lewis, Darryll, CB (1999-00)
13	Tensi, Steve, QB (1965-66)	22	Hayes, Tom, CB (1976)	26	Castille, Simeon, CB (2009)
13	Clark, Wayne, QB (1970-73)	22	Thomas, Mike, RB (1979-80)	26	Watkins, Pat, S (2010)
13	Horn, Don, QB (1974)	22	Byrd, Gill, CB (1983-92)	26	Wallace, C.J., S (2011)
13	Vlasic, Mark, QB (1987-88, 90)	22	Culver, Rodney, RB (1995)*	26	Bigby, Atari, S (2012)
13	Brennan, Brian, WR (1992)	22	Brew, Dorian, CB (1997)	26	Patrick, Johnny, CB (2013)
13	Gilbert, Gale, QB (1994-95)	22	Spencer, Jimmy, CB (1998-99)	26	Flowers, Brandon, CB (2014)*
13	Moreno, Moses, QB (1999-00)	22	Denton, Tim, CB (2000)	26	Robinson, Patrick, CB (2015)
13	Floyd, Malcom, WR (2004)*	22	Harrison, Lloyd, CB (2001)	27	Waller, Ron, RB (1960)
13	Walters, Bryan, WR (2011)	22	Davis, Sammy, CB (2003-05)	27	McNeil, Charlie, CB (1960-64)
13	Ajiroutu, Seyi, WR (2012)*	22	Hester, Jacob, RB-FB (2008-11)	27	Garrison, Gary, SE (1966-76)
13	Allen, Keenan, WR (2013-15)	22	Carr, Chris, CB-KR (2012)	27	Edwards, Glen, FS (1978-81)
14	Domres, Marty, QB (1969-71)	22	Cox, Derek, CB (2013)	27	Allen, Jeff, CB (1982)

Continued next page

All-Time Numerical Roster, cont.

27	Turner, John, DB (1984)	32	Brooks, Michael, FS (1989)	38	Layne, George, FB (2004)
27	O'Bard, Ron, CB (1985)	32	Bienemy, Eric, RB (1991-94)	38	Gilchrist, Marcus, CB (2011-14)
27	Hunter, Daniel, CB (1986-87)	32	Chancey, Robert, FB (1997, 2000)	39	Blair, George, K (1961-64)
27	Floyd, Victor, RB (1989)	32	House, Kevin, CB (2002-03)	39	Van Raaphorst, Dick, K (1966-67)
27	Frank, Donald, CB (1990-93)	32	Weddle, Eric, S (2007-15)	39	Hill, Jim, S (1969-71)
27	Swift, Michael, CB (1997)	33	Martin, Blanche, RB (1960)	39	Dunlap, Leonard, CB (1972-74)
27	Dimry, Charles, CB (1998-99)	33	Gillett, Fred, LB (1962)	39	Jenkins, Keyvan, RB (1987)
27	Darden, Tony, QB (2000)	33	Graham, Kenny, S (1964-69)	39	Woodhead, Danny, RB (2013-15)
27	Cody, Tay, CB (2001-03)	33	Thomas, Duane, RB (1972)	40	Jackson, Bob, FB (1962-63)
27	Jue, Bhawoh, FS (2005-06)	33	Woods, Don, RB (1974-80)	40	Beauchamp, Joe, CB (1966-75)
27	Oliver, Paul, S (2008-11)	33	Smith, Lucious, CB (1984-85)	40	Williams, Clarence, RB (1977-81)
27	Phillips, Adrian, S (2014)*	33	Martin, David, CB (1986)	40	Jodat, Jim, RB (1982-83)
27	Wilson, Jimmy, S (2015)	33	Sullivan, John, SS (1986)	40	Anderson, Gary, RB (1985-88)
28	Womble, Royce, FL (1960)	33	Zachary, Ken, RB (1987)	40	Fuller, James, S (1992-93)
28	Mendez, Mario, WR (1964)	33	Brinson, Dana, RB (1989)	40	Montreuil, Mark, CB (1995-97)
28	Speights, Dick, WR (1968)	33	Harmon, Ronnie, RB (1990-95)	40	Harris, Derrick, FB (2001)
28	McGee, Willie, CB (1973)	33	Bouie, Kevin, RB (1996)	40	Naaene, Legedu, TE-WR (2007)*
28	Buchanon, Willie, CB (1979-82)	33	Brown, Gary, RB (1997)	40	Cattouse, Sean, S (2012)
28	Greene, Ken, S (1983-84)	33	Dodge, Dedrick, S (1998)	41	Flowers, Charlie, RB (1960-61)
28	Croudip, David, CB (1985)	33	Sanchez, Davis, CB (2001-02)	41	Whitmyer, Nat, CB (1966-67)
28	Rockford, Jim, CB (1985) 28	33	Turner, Michael, RB (2004-07)	41	Tuckett, Phil, WR (1968)
28	Hudson, Mike, S (1987)	33	Hughes, Dante, CB (2009-11)	41	Matthews, Bo, RB (1974-79)
28	Watts, Ted, S (1987)	33	McClain, Le'Ron, FB (2012-13)	41	Russell, Booker, RB (1980)
28	Smith, Elliot, CB (1989)	33	Ducru, Greg, CB (2015)	41	Jackson, Earnest, RB (1983-84)
28	Elder, Donnie, CB (1990-91)	34	Zeman, Bob, S (1960-61, 65-66)	41	Simmons, King, S (1987)
28	Harper, Dwayne, CB (1994-98)	34	Dragon, Oscar, RB (1972)	41	Fletcher, Terrell, RB (1995-02)
28	Jenkins, Ronney, RB-KR (2000-02)	34	Young, Rickey, RB (1975-77)	41	Neal, Lorenzo, FB (2003-07)
28	Pippens, Jerrell, S (2004-05)	34	Harrington, LaRue, RB (1980)	41	Spillman, C.J., FS (2009-10)
28	Gregory, Steve, S (2006-10)	34	Patterson, Elvis, CB (1987-89)	41	Lynch, Corey, S (2012)
28	Taylor, Brandon, S (2012)	34	Hendrickson, Steve, HB-LB (1990-94)	42	Fenner, Lane, WR (1968)
28	Draughn, Shaun, RB (2014)	34	Craver, Aaron, RB (1997)	42	Smith, Dave, RB (1970)
28	Gordon, Melvin, RB (2015)	34	Stephens, Tremayne, RB (1998-99)	42	Taylor, Jessie, RB (1972)
29	Nix, Doyle, CB (1960)	34	Okanlawon, Tony, CB (2003)	42	Fuller, Mike, S (1975-80)
29	Robinson, Jerry, WR (1962-64)	34	Pinnock, Andrew, FB (2003-07)	42	Bell, Ricky, RB (1982)
29	Partee, Dennis K (1968-75)	34	Latsko, Billy, FB (2010)	42	Johnson, Pete, FB (1984)
29	Williams, Mike, CB (1975-82)	34	Whittaker, Fozzy, RB (2013)	42	Adams, Curtis, RB (1985-88)
29	Hendy, John, CB (1985)	34	Brown, Donald, RB (2014-15)	42	Russell, Leonard, RB (1996)
29	Romes, Charles, CB (1987)	35	Garner, Bob, CB (1960)	42	Jackson, Greg, S (1997-99)*
29	Fuller, Joe, CB (1990)	35	Braxton, Hezekiah, RB (1962)	42	Beckett, Rogers, S (2000-02)
29	Carrington, Darren, CB (1991-94)	35	Travenio, Herb, K (1964-65)	42	Lassiter, Kwamie, S (2003)
29	Shaw, Terrance, CB (1995-99)	35	Sartin, Dan, C (1969)*	42	Hart, Clinton, S (2004-09)
29	Turner, Scott, CB (1998-01)	35	Detwiler, Chuck, S (1970-72)	42	Wilson, Kion, LB (2010)
29	Hatcher, Armon, S (2000)	35	Thomas, Bob, RB (1973-74)	42	Nelson, Kyle, LS (2012)
29	Florence, Drayton, CB (2003-07)	35	Baker, Tony, RB (1975)	43	Bethune, Bob, S (1962)
29	Bennett, Michael, RB (2008-09)	35	Barnes, Lawrence, RB (1977-78)	43	Glick, Gary, S (1963)
29	Bennett, Fred, CB (2010)	35	Butts, Marion, RB (1989-93)	43	Tolbert, Jim, S (1966-71, 76)
29	Wright, Shareece, CB (2011-14)	35	Culver, Rodney, RB (1994)*	43	Anderson, Rickey, RB (1978)
29	Mager, Craig, CB (2015)	35	Bradley, Freddie, RB (1996)	43	Gregor, Bob, S (1981-84)
29	Horton, Bob, LB (1964-65)	35	Gardner, Carwell, FB (1997)	43	Spencer, Tim, RB (1985-90)
29	Salter, Bryant, S (1971-73)	35	Fazande, Jermaine, RB (1999-00)	43	Tuipulotu, Peter, RB (1992)
30	Scarber, Sam, RB (1975-76)	35	Lyle, Keith, FS (2002)	43	Young, Lonnie, S (1994)
30	Laird, Bruce, S (1982-83)	35	Johnson, Leon, RB (2003)	43	Bynum, Kenny, RB (1997-00)
30	Byers, Scott, S (1984)	35	Tolbert, Mike, FB (2008-11)	43	Sproles, Darren, RB-KR (2005, 07-10)
30	King, David, CB (1985)	36	Harris, Dick, CB (1960-65)	43	Oliver, Branden, RB (2014-15)
30	Wyatt, Kevin, CB (1986)	36	Marsh, Frank, CB (1967)	44	Norris, Trusse, WR (1960)
30	Middleton, Frank, RB (1987)	36	Farley, Dick, S (1968-69)	44	Cordill, Ollie, WR (1967)
30	Seale, Sam, CB (1988-89)	36	Ray, Eddie, RB (1971)	44	Trapp, Richard, WR (1969)
30	Pope, Marquez, DB (1992-93)	36	Davis, Mike, SS (1987)	44	Fletcher, Chris, S (1970-76)
30	Carswell, Robert, S (2001-02)	36	Mickles, Joe, RB (1990)	44	Shaw, Pete, S (1977-81)
30	Strickland, Donald, CB (2010)	36	Hall, Delton, S (1992)	44	Bayless, Martin, S (1987-91)
30	Brown, Ronnie, RB (2012, 2014)*	36	Ross, Kevin, S (1996)	44	Castle, Eric, FS (1993-96)
30	Daniels, Matt, S (2015)	36	Lee, Lloyd, S (1998)	44	McCrary, Fred, FB (1999-02)
31	Sayers, Ron, RB (1969)	36	Fox, Vernon, S (2002-03)	44	McGarrahan, Scott, S (2005)
31	Pattillo, Darrell, CB-S (1983)	36	Curry, Markus, CB (2006)	44	Brinkley, Curtis, RB (2010-11)*
31	Kay, Bill, CB (1984)	36	Battle, Tra, S (2008)	44	Battle, Jackie, RB (2012)
31	Corley, Anthony, RB (1985)	36	Teal, Quinton, S (2010)	45	Wallace, Henry, CB (1960)
31	Powell, Jeff, RB (1987)	36	Brinkley, Curtis, RB (2012)*	45	Duncan, Leslie, CB (1964-70)
31	Coleman, Leonard, S (1988)	36	Smith, Dreamius, RB (2015)	45	Berry, Reggie, S (1972-74)
31	McEwen, Craig, HB (1989-91)	37	Ferguson, Howie, RB (1960)	45	Stringert, Hal, CB (1975-80)
31	Davis, Brian, CB (1993)	37	Foster, Gene, RB (1965-70)	45	Beaudoin, Doug, S (1981)
31	Clark, Willie, CB (1994-96, 1998)	37	Edwards, Gid, RB (1972-74)	45	Williams, Henry, CB (1983)
31	Perry, Jason, S (1999-01)	37	Bauer, Hank, FB (1977-82)	45	Dennis, Mike, CB (1984)
31	Milligan, Hanik, S (2004-05)	37	Dale, Jeff, S (1985-86, 1988)	45	Steels, Anthony, RB (1985, 1987)
31	Cromartie, Antonio, CB (2007-09)*	37	Orr, Terry, HB (1990)	45	Goospede, Joey, FB (2002)
31	Carter, Tyrone, S (2010)	37	Blaylock, Tony, CB (1991)	45	Butler, Robb, S (2004)
31	Sanders, Bob, S (2011)	37	Harrison, Rodney, S (1994-02)	46	Scarpitto, Bob, DB (1961)
31	Gatson, Greg, CB (2012)	37	Jahleel Addae, S (2013-15)	46	Sykes, John, RB (1972)
31	Marshall, Richard, CB (2013-14)	38	MacKinnon, Jacques, TE (1961-69)	46	Colbert, Danny, CB (1974-76)
31	Phillips, Adrian, S (2015)	38	Moss, Roland, TE (1970)	46	Muncie, Chuck, RB (1980-84)
32	Allison, Jim, RB (1965-68)	38	Burns, Leon, RB (1971)	46	Harris, Walter, S (1987)
32	Parks, Billy, WR (1971)	38	White, Lee, RB (1972)	46	Caravello, Joe, HB (1989-90)
32	Perry, Scott, CB (1980)	38	Holmes, Robert, RB (1973)	46	Reeves, Walter, TE (1996)
32	Henderson, Wyatt, CB (1981)	38	Thompson, Tommy, RB (1974)	46	Beckwith, Darry, LB (2010)
32	Thomas, Jewerl, RB (1984)	38	Berry, Ed, CB (1987)	47	Whitehead, Bud, S (1961-68)
32	Lewis, Terry, CB (1985)	38	Brock, Lou, CB (1987)	47	Queen, Jeff, RB (1969-71)
32	Brown, Donald, CB (1986)	38	Hendrix, David, S (1995-97)	47	Williams, Sam, S (1974-75)
32	Spencer, Todd, RB (1987)	38	Dumas, Michael, S (1998-99)*	47	Duncan, Frank, S (1979-81)

47	Smith, Sherman, RB (1983)	53	Holt, James, LB (2009-10)	58	Williams, Demorrio, LB (2012)
47	Hoppes, Darrell, CB (1987)	53	Gamble, Darryl, LB (2011)	58	Williams, Tourek, OLB (2013-14)
47	Thomas, Johnny, CB (1989)	53	Guyton, Gary, LB (2012)	59	Barnes, Pete, LB (1970-72)
47	Mays, Jerry, RB (1990)	53	Manning, Terrell, ILB (2013)	59	Anthony, Charles, LB (1974)
47	Mack, Cedric, CB (1991)	53	Conner, Kavell, ILB (2014-15)	59	Tate, Franklin, LB (1975)
47	Johnson, AJ, CB (1995)	54	Botchan, Ron, LB (1960)	59	Thrift, Cliff, LB (1979-84)
47	Middleton, Ron, TE (1995)	54	Good, Tom, LB (1966)	59	Bingham, Craig, LB (1985)
47	Jackson, Greg, S (2000)*	54	Wenzel, Ralph, G (1972)*	59	Hawkins, Andy, OLB (1986-87)
47	McNeil, Ryan, CB (2001-02)	54	Gersbach, Carl, LB (1973-74)	59	Taylor, John, LB (1987)*
47	Windt, Mike, LB (2010-15)	54	Flanagan, Ed, C (1975-76)	59	Woodard, Ken, LB (1988-89)
48	Rentz, Larry, CB (1969)	54	Laslavic, Jim, MLB (1978, 80-81)	59	Clark, Greg, LB (1991)
48	Smith, Ron, S (1973)	54	Smith, Billy Ray, LB (1983-92)	59	Young, Glen, LB (1995-96)
48	Dove, Jerome, CB (1977-80)	54	Miller, Doug, LB (1993-94)	59	James, Toran, LB (1997)
48	Ellis, Allan, CB (1981)	54	Gouveia, Kurt, LB (1996-98)	59	Haskins, Jon, LB (1998)
48	Fox, Tim, S (1982-84)	54	Hill, Eric, LB (1999)	59	Tovar, Steve, LB (1998, 2000)
48	Brazley, Carl, DB (1987)	54	Cooper, Stephen, LB (2003-11)	59	Rogers, Sam, LB (2001)
48	Miller, Pat, LB (1987-88)	54	Ingram, Melvin, LB (2012-15)	59	Edwards, Donnie, LB (2002-06)
48	Kiel, Terrence, S (2003-06)	55	Buncom, Frank, LB (1962-67)	59	Siler, Brandon, LB (2007-10)
48	Dzubnar, Nick, ILB (2015)	55	Mauck, Carl, C (1971-74)	59	Gachkar, Andrew, LB (2011-14)
49	Warren, Jim, DB (1964-65)	55	Hutcherson, Ken, LB (1975)	60	Kompara, John, DT (1960)
49	Dyer, Ken, WR (1968)	55	Horn, Bob, MLB (1976-81)	60	DeLuca, Sam, G (1960-61, 1963)
49	Eber, Rick, WR (1969)	55	Nelson, Derrie, LB (1983-86)	60	Klotz, Jack, DT (1962)
49	Young, Andre, S (1982-84)	55	Taylor, John, LB (1987)*	60	Mitchell, Ed, G (1965-66)
49	Moore, Brandon, LB (2010)	55	Collins, Jim, LB (1989)	60	Babich, Bob, LB (1970-72)
50	Donnell, Ben, DE (1960)	55	Seau, Junior, LB (1990-02)	60	Audick, Bob, G (1978-80)
50	Allen, Chuck, LB (1961-69)	56	Karas, Emil, LB (1960-64, 1966)	60	McKnight, Dennis, G-C (1982-88)
50	Protz, Jack, LB (1970)	56	Bruggers, Bob, LB (1968-71)	60	Engel, Greg, C (1994-97)
50	Caffey, Lee Roy, LB (1972)	56	White, Ray, LB (1972-73)*	60	Brown, Wilbert, G (1999)
50	Goode, Don, LB (1974-79)	56	Forsberg, Fred, LB (1974)	60	Ball, Jason, C (2002-04)
50	Bradley, Carlos, LB (1981-85)	56	Markovich, Mark, C (1975)*	60	Sims, Wes, G (2005)
50	Plummer, Gary, ILB (1986-93)	56	Rush, Bob, C (1977, 79-82)	60	Ndukue, Ikechuku, G-T (2011)
50	Binn, David, LS (1994-10)	56	Evans, Larry, LB (1983)	60	Molk, David, C (2012)
50	Te'o, Manti, ILB (2013-15)	56	Osby, Vince, LB (1984-85)	60	Remmers, Mike, T (2013)
51	Loudd, Rommie, LB (1960)	56	Allert, Ty, LB (1986-87)	60	Robinson, Trevor, C (2014-15)
51	Frazier, Wayne, C (1962)	56	Banks, Chip, LB (1987)	61	Barnes, Ernie, G (1960-62)
51	Degan, Dick, LB (1965-66)	56	Thaxton, Galand, LB (1991)	61	Park, Ernest, G (1963-65)
51	Lenkaitis, Bill, G (1968-70)	56	Sapp, Patrick, LB (1996-97)	61	Milks, Jack, LB (1966)
51	Lazetich, Pete, LB (1972-73)*	56	Ruff, Orlando, LB (1999-02)	61	Fetherston, Jim, LB (1968-69)
51	Andrews, Billy, LB (1974)	56	Merriman, Shawne, LB (2005-10)	61	Dennis, AJ, G (1973)
51	Lowe, Woodrow, LB (1976-86)	56	Butler, Donald, LB (2011-15)	61	Gay, Blenda, DE (1974)
51	Brandon, David, LB (1995)*	57	Bansavage, Al, G (1960)	61	Webb, Jimmy, DT (1981)
51	Figaro, Cedric, LB (1988-90)	57	Bobo, Hubert, RB (1960)	61	Brown, Don, T (1983)
51	Crews, Terry, LB (1993)	57	Belotti, George, G (1961)	61	Dallafior, Ken, G (1985-88)
51	Cummings, Joe, LB (1996)	57	Lane, Bob, LB (1963-64)	61	Floyd, Eric, OL (1990-91)
51	Dixon, Gerald, LB (1998-01)	57	London, Mike, LB (1966)	61	Keathley, Michael, G (2001-03)
51	Leber, Ben, LB (2002-05)	57	Print, Bob, LB (1967-68)	61	Hardwick, Nick, C (2004-14)
51	Dobbins, Tim, LB (2006-09)	57	Withrow, Cal, C (1970)	62	Farris, John, G (1965-66)
51	Spikes, Takeo, LB (2011-12)	57	Rice, Floyd, LB (1973-75)	62	Erickson, Bernard, LB (1967-68)
51	English, Larry, OLB (2013)*	57	Middleton, Rick, LB (1976-78)	62	Wenzel, Ralph, G (1972)*
51	Reddick, Kevin, ILB (2014)	57	King, Linden, LB (1978-85)	62	Macek, Don, C (1976-89)
51	Emanuel, Kyle, OLB (2015)	57	Benson, Thomas, LB (1986-87)	62	Coleman, Ben, G (2000)
52	Rogers, Don, C (1960-64)	57	Johnson, James, LB (1987)	62	Hallen, Bob, G (2002-05)
52	Latzke, Paul, C (1966-68)	57	Faucette, Chuck, LB (1987-88)	62	Newberry, Jeremy, C (2008)
52	Sartin, Dan, C (1969)*	57	Browner, Keith, LB (1988)	62	Dombrowski, Brandyn G-T (2009-11)
52	White, Ray, LB (1971)*	57	Rolling, Henry, LB (1990-92)	63	Wilkinson, Doug, G (1971-84)
52	Douglas, Jay, T (1973-74)	57	Williams, Jerrol, OLB (1993)	63	Leonard, Jim, G (1985-86)
52	Stein, Bob, LB (1975)	57	Gibson, Dennis, LB (1994-95)	63	Diaz-Infante, David, G (1987)
52	Preston, Ray, LB (1976-84)	57	Houston, Bobby, LB (1997)	63	Cornish, Frank, G (1990-91)
52	Fellows, Mark, OLB (1985-86)	57	Raab, Marc, LS (1998)	63	Smoot, Ray, G (1993)
52	Snipes, Angelo, OLB (1986-87)	57	Simien, Tracy, LB (1999)	63	McKenzie, Raleigh, OL (1997-98)
52	Jackson, Jeff, LB (1988)*	57	Moreno, Zeke, LB (2001-04)	63	Garmon, Kelvin, G (2002-03)
52	Mills, Jeff, LB (1990)	57	Wilhelm, Matt, LB (2003-08)	63	Mruzckowski, Scott, C (2005-11)
52	Anno, Sam, LS (1992-93)	57	Lang, Brandon, LB (2010)	63	Troutman, Johnnie, G (2013-14)
52	Gordon, Wayne, LB (1995-96)	57	Mouton, Jonas, LB (2012)	64	Shea, Pat, G (1962-65)
52	Burgess, James, LB (1997-98)	57	Legursky, Doug, C (2014)	64	Schmedding, Jim, G (1968-70)
52	Reeves, John, LB (1999-00)	57	Mays, Joe, ILB (2015)	64	Costa, Dave, DT (1972-73)
52	Holeczek, John, LB (2001)	58	Cline, Doug, LB (1966)	64	Aiu, Charles, G (1976-78)
52	Polk, Carlos, LB (2001-04, 06-07)	58	Erlandson, Tom, LB (1968)	64	Loewen, Chuck, G-T (1980-82, 84)
52	English, Larry, OLB (2009-12)*	58	Jones, Harris, G (1971)	64	Searcey, Bill, G (1985)
52	Walker, Reggie, ILB (2013-14)	58	Stratton, Mike, LB (1973)	64	Rodenhauser, Mark, C (1990-91)
52	Perryman, Denzel, ILB (2015)	58	Lee, Mike, LB (1974)	64	Whitley, Curtis, C (1992-94)
53	Bruckman, Charlie, LB (1960)	58	Graham, Tom, LB (1975-77)	64	Stollenberg, Bryan, C (1996)
53	Campbell, Jim, LB (1969)	58	Slater, Mark, C (1978)	64	Jacox, Kendyl, OL (1998-01)
53	Rogers, Mel, LB (1971, 1974)	58	Selmon, Dewey, MLB (1982)	64	Bogle, Phil, G (2003)
53	Myrtle, Chip, LB (1974)	58	Green, Mike, LB (1983-85)	64	Lekkerkerker, Cory, T (2006)*
53	Mahalic, Drew, LB (1975)	58	Jackson, Jeff, LB (1987)*	64	Norman, Dennis, C (2009)
53	Perretta, Ralph, G (1975-80)	58	Brandon, David, LB (1987-89)*	64	Albright, Ethan, LS (2010)
53	Lewis, David, LB (1982)	58	Grayson, David Jr., LB (1991)	64	Baxter, Colin, C (2011-12)
53	Guendling, Mike, LB (1985)	58	Murphy, Kevin, LB (1992)	65	Grunisen, Sam, C (1962-72)
53	Douglass, Mike, OLB (1986)	58	Bush, Lew, LB (1993-99)	65	Markovich, Mark, C (1975)*
53	Busick, Steve, LB (1987)	58	Harvey, Richard, LB (2000)	65	Brown, Booker, T (1975-77)
53	Price, Stacey, LB (1987)	58	Godfrey, Randall, LB (2004-06)	65	Doerger, Jerry, T (1985)
53	Hall, Courtney, C (1989-96)	58	Harris, Marques, LB (2009)*	65	Stadnik, John, C (1987)
53	Hamilton, Michael, LB (1997-99)	58	Smith, Derek, LB (2008)	65	Richards, David, T (1988-92)
53	Humphrey, Deon, LB (2000-01)	58	Neill, Ryan, LS (2010)	65	Sienkiewicz, Troy, G (1995-97)*
53	Foley, Steve, LB (2005)	58	Obiozor, Cyril, LB (2010)	65	Jackson, John, OL (1998-99)
53	Waters, Anthony, LB (2008)	58	Diggs, Na'il, LB (2011)	65	Brandt, David, G (2004)

Continued next page

All-Time Numerical Roster, cont.

65	Withrow, Cory, C (2006-07)	72	Wilson, Karl, DE (1987-88)	79	Gross, George, DT (1963-67)
65	Vasquez, Louis, G (2009-12)	72	Swayne, Harry, T (1991-96)	79	Rice, Andy, DT (1970-71)
65	Watt, Chris, G (2014-15)	72	Sienkiewicz, Troy, G (1998)*	79	Bacon, Coy, DE (1973-75)
66	Cole, Fred, G (1960)	72	Pringley, Mike, DE (2000)	79	Johnson, Gary, DT (1975-84)
66	Redman, Rick, LB (1965-73)	72	VanBuren, Courtney, T (2003)*	79	Rouse, Curtis, G (1987)*
66	Shields, Billy, T (1975-83)	72	Oben, Roman, T (2004-07)	79	Howard, Joey, T (1989)
66	Umphrey, Rich, G (1985)	72	Schilling, Stephen, T (2012)*	79	Miller, Les, DE (1990)*
66	Rosado, Dan, G (1987-88)	72	Palepoi, Tenny, DT (2014)	79	Savage, Tony, NT (1990, 92)
66	Mills, Jim, G-T (1996-97)	72	Barksdale, Joe, T (2015)	79	Thomas, Cornell, DE (1994)
66	Nelson, Reginald, G-T (1999)	73	Martin, Larry, DT (1966)	79	Perris, Marcus, T (1997-98)
66	Gogan, Kevin, G (2000)	73	Little, Larry, G (1967-68)	79	Williams, Sammy, T (2002)
66	Clayton, Carey, C (2001)	73	Thomas, Lee, DE (1971-72)	79	Page, Solomon, T (2003)
66	Raymer, Cory, C (2002-03)	73	Boatright, Bon, DT (1974)	79	Goff, Mike, G (2004-08)
66	Clary, Jeromey, T (2007-13)	73	DeJurnett, Charles, DT (1976-80)	79	Runyan, Jon, T (2009)
66	Walton, J.D., C (2015)	73	Guthrie, Keith, NT (1984)	79	Harris, Michael, T (2012-13)
66	Kempinska, Butch, G (1960)	73	Briz, Darrick, G (1988)	79	Wiggins, Kenny, G-T (2014-15)
67	Matsos, Archie, LB (1966)	73	Toth, Tom, T (1990)	80	Nery, Ron, DE (1960-62)
67	White, Ed, G (1978-85)	73	May, Mark, G-T (1991)	80	Ridge, Houston, DT (1966-69)
67	Feasel, Greg, T (1987)	73	Mooney, Mike, T (1993)	80	Hardy, Kevin, DT (1971-72)
67	Goaes, Leo, T (1990-92)	73	Davis, Isaac, G (1994-96)*	80	Parris, Gary, TE (1973-74)
67	Brock, Stan, T (1993-95)	73	Taylor, Aaron, OL (1998-99)	80	West, Jeff, P (1976-78)*
67	Fortin, Roman, C (1998-00)	73	McNeill, Marcus, T (2006-11)	80	Winslow, Kellen, TE (1979-87)
67	Breedlove, Kevin, G (2003)	74	Mix, Ron, T (1960-69)	80	Walker, Wayne, WR (1989)
67	Hadnot, Rex, G (2012)	74	Rowe, Dave, DT (1974-75)	80	Jefferson, Shawn, WR (1991-95)
67	Becton, Nick, T (2013)	74	Kelcher, Louie, DT (1975-83)	80	Still, Bryan, WR (1996-99)
68	Ferrante, Orlando, G (1960-61)	74	Lachey, Jim, T (1985-87)	80	Conway, Curtis, WR (2000-02)
68	Estes, Don, G (1966)	74	Gambol, Chris, T (1988)	80	Alexander, Stephen, TE (2003)*
68	McCoy, Lloyd, G (1966)	74	Miller, Brett, T (1989)	80	Floyd, Malcolm, WR (2006-15)*
68	Briggs, Bob, G (1968-70)	74	Jonassen, Eric, T (1993-94)	81	Schleicher, Maury, DE (1960-62)
68	Wojcik, Greg, DT (1972-73)	74	Roundtree, Raleigh, T (1998-01)	81	Taylor, Sammie, WR (1964)
68	Vertefeuille, Brian, G (1974)	74	Cesaire, Jacques, DE (2003-11)	81	Plump, Dave, WR (1966)
68	Jones, Leroy, DE (1976-83)	74	Wells, Reggie, T (2012)	81	Staggs, Jeff, LB (1966-71, 74)
68	Elko, Bill, NT (1983-84)	74	Ohnberger, Rich, C-G (2013-14)	81	Andrews, John, TE (1972)
68	Kowalski, Gary, T (1985-88)	74	Franklin, Orlando, G (2015)	81	Holiday, Ron, WR (1973)
68	Goebel, Joe, C (1987)	75	Wright, Ernie, T (1960-67)*	81	Baker, Mel, WR (1975)
68	Cocozzo, Joe, G (1993-97)	75	Ferguson, Eugene, T (1969-70)	81	Thompson, Audra, WR (1981)
68	Dielman, Kris, G (2003-11)	75	Nowak, Gary, T (1971)	81	Fitzkee, Scott, WR (1981-82)
69	Barry, Al, G (1960)	75	Jones, Deacon DE (1972-73)	81	Carr, Roger, WR (1983)
69	Jones, Curtis, G (1968)	75	Tipton, Dave, DE (1974-75)	81	Bird, Steve, WR (1984)
69	Gordon, Ira, T (1970-75) 69	75	Gissingier, Andrew, T (1982-84)	81	Ware, Timmie, WR (1986-87)
Lee, John, DT (1976-80)	75	DiGiacomo, Curt, G (1986)	81	Muhammad, Calvin, WR (1987)	
69	GoFourth, Derrel, G (1983-84)	75	Phillips, Joe, DE (1987-91)	81	Jones, Anthony, TE (1988)
69	Bennett, Monte, DE (1987)	75	Miller, Les, DE (1987)*	81	Strozier, Wilbur, TE (1988)
69	Miller, Les, DE (1988-89)*	75	Berti, Tony, T (1995-97)	81	Walczak, Mark, TE (1989)*
69	Bordelon, Ben, G (1997)	75	Wiley, Marcellus, DE (2001-03)	81	Lewis, Nate, WR (1990-93)
69	Ellis, Ed, T (2001-03)	75	Jordan, Leander, T (2004-05)	81	Martin, Tony, WR (1994-97)
69	Green, Tyrnone, G (2009-12)	75	Clark, Corey, T (2009)	81	Davis, Wendell, TE (1998)
69	Smith, Willie, T (2013-14)	75	Moll, Tony, T (2011)	81	Graham, Jeff, WR (1999-01)
70	Peters, Volney, DT (1960)	75	Scafe, Damik, DE (2012)	81	Alexander, Stephen, TE (2002)*
70	Plunkett, Sherman, T (1961-62)	75	Sirles, Jeremiah, G-T (2014)	81	Osgood, Kassim, WR (2003-09)
70	Appleton, Scott, DT (1967-68)	75	Hairston, Chris, G-T (2015)	81	McMichael, Randy, TE (2010-12)
70	Washington, Russ, T (1968-82)	76	Finneran, Gary, DT (1960)	81	Byrne, Jake, TE (2013)
70	FitzPatrick, James, T (1986-89)	76	Schmidt, Henry, DT (1961-64)	81	Herndon, Javontee, WR (2015)
70	Zandofsky, Mike, G (1990-93)	76	Owens, Terry, T (1966-75)	82	Anderson, Ralph, TE (1960)
70	Parker, Vaughn, T (1994-03)	76	Ferguson, Keith, DE (1981-85)	82	Mittinger, Bob, LB (1963-66, 68)
70	Oliver, Shane, T (2004-07)	76	Goff, Willard, DE (1987)	82	DeLong, Steve, DE (1965-71)
70	Shelton, L.J., T (2008)	76	Thompson, Broderick, T (1987-92)	82	Rossovich, Tim, LB (1972-73)
70	Boone, Alfonso, DE (2009-10)	76	Williams, Jamal, DT (1998-09)	82	Grannell, Dave, TE (1974)
70	Schilling, Stephen, T (2011)*	76	Thomas, Cam, DT (2010-11)*	82	Curran, Pat, TE (1975-78)
70	Haslam, Kevin, T (2012)	76	Fluker, D.J. (2013-15)	82	Brooks, Billy, WR (1981)
70	Schilling, Stephen, T (2013)*	77	Ladd, Ernie, DT (1961-65)	82	Duckworth, Bobby, WR (1982-84)
70	Ola, Michael, G (2015)	77	Griffin, Jim, DT (1966-67)	82	Rome, Tag, WR (1987)
70	Linkenbach, Jeff, G-T (2015)	77	Wells, Robert, T (1968-70)	82	Bernstine, Rod, TE-RB (1987-92)
71	Chorovich, Dick, DT (1960)	77	East, Ron, DT (1971-73)	82	Dyal, Mike, TE (1993)
71	Moore, Fred, DT (1964-66)	77	Teerlinck, John, DT (1974-75)	82	Seay, Mark, WR (1993-95)
71	Akin, Harold, G (1967-68)	77	Hardaway, Milton, T (1978)	82	Jones, Charlie, WR (1996-99)
71	Carr, Levert, T (1969)	77	Claphan, Sam, T (1981-87)	82	Gaylor, Trevor, WR (2001)
71	Snowden, Cal, DE (1972-73)	77	Rouse, Curtis, G (1987)*	82	Caldwell, Reche, WR (2002-05)
71	Lazetich, Pete, LB (1974)*	77	Clay, John, T (1988)	82	Camrillo, Greg, WR (2006)
71	Dean, Fred, DE (1975-81)	77	Moten, Eric, G-T (1991-93, 95-96)	82	Sperky, Kory, TE (2010-11)
71	Wheeler, Dwight, G (1987)	77	Davis, Isaac, G (1997)*	82	Kocourek, Dave, TE (1960-65)
71	Charles, Mike, NT (1987-89)	77	McIntosh, Damion, T (2000-03)	83	Frazier, Willie, TE (1966-70)
71	Milinchik, Joe, G (1993-94)	77	Dunlap, King (2013-15)	83	Carter, Mike, WR (1972)
71	Graham, DeMingo, G (1999-01)	78	Selawski, Gene (1961)	83	Sweet, Joe, WR (1975)
71	Fonoti, Toniui, G (2002, 04-05)	78	Hudson, Richard, T (1962)	83	Mialk, Larry, DT (1976)
71	VanBuren, Courtney, T (2004)*	78	Sweeney, Walt, G (1963-73)	83	Jefferson, John, WR (1978-80)
71	Lekkerkerker, Cory, T (2006)*	78	Brown, Bob, DT (1974)	83	Micho, Bob, TE (1984)
71	Garay, Antonio, DT (2009-12)	78	Ehin, Chuck, DE-NT (1983-87)	83	Johnson, Trumaine, WR (1985-86)
71	Guy, Lawrence, DE (2013-14)	78	Patten, Joel, T (1989-90)	83	Davis, Bruce, WR (1987)
71	Square, Damion, DT (2015)	78	Scott, DeQuincy, DT (2002-05)	83	Miller, Anthony, WR (1988-93)
72	Kirner, Gary, T (1964-69)	78	Coleman, Andre, DE (2009)	83	Coleman, Andre, WR-KR (1994-96)
72	Owens, Joe, DE (1970)	78	Terry, Adam, T (2010)	83	Burke, John, TE (1998)
72	Singleton, Ron, T (1976)	78	Gaither, Jared, T (2011-12)	83	Heiden, Steve, TE (1999-01)
72	Williams, Jeff, T (1981)	78	Rinehart, Chad, G (2013-14)	83	Norman, Josh, TE (2002-03)
72	Hagood, Rickey, NT (1984)	78	Burwell, Tyreek, T (2015)	83	Shaw, Bobby, WR (2004)
72	Walker, Jeff, G (1986)	79	Wright, Ernie, T (1972)*	83	Welker, Wes, WR (2004)
72	Slovacek, Emil, T (1987)	79	Hudson, Bill, DT (1961-62)	83	Jackson, Vincent, WR (2005-11)

83	Phillips, John, TE (2013-15)	88	Day, Tom, DE (1967)	93	Philon, Darius, DE (2015)
84	Maguire, Paul, LB-K (1960-63)	88	Huey, Gene, WR (1969)	94	Kirk, Randy, LB (1987-88, 91)
84	Baker, John, LB (1967)	88	Norman, Pettis, TE (1971-73)	94	Mims, Chris, DE (1992-96, 98-99)
84	Baccaglio, Martin, DE (1968)	88	Gordon, Dick, WR (1974)	94	Mohring, Michael, DT (1997)*
84	Gillette, Walker, WR (1970-71)	88	Cotton, Craig, TE (1975)	94	Taylor, Shannon, LB (2000)
84	Williams, Dave, WR (1972)	88	Bradley, Chuck, TE (1975-76)	94	Tanuwasa, Maa, DT (2001)
84	Klein, Bob, TE (1977-80)	88	McCrary, Gregg, TE (1978-80)	94	Pollard, Robert, DE (2004)
84	Smith, Ron, WR (1980-81)	88	Holohan, Pete, TE (1981-87)	94	Gbajaj-Biamila, Akbar, LB (2006)
84	Fortune, Hosea, WR (1983)	88	Cox, Arthur, TE (1988-91)	94	Tucker, Jyles, LB (2007-10)
84	Dixon, Al, TE (1984)	88	Walczak, Mark, TE (1991)*	94	Luquet, Corey, DE (2011-15)
84	Egloff, Ron, TE (1984)	88	May, Deems, TE (1992-96)	95	Humiston, Mike, LB (1987)
84	Faulkner, Chris, TE (1985)	88	Jones, Freddie, TE (1997-01)	95	Miller, Les, DE (1994)*
84	Williams, Al, WR (1987)	88	Parker, Eric, WR (2002-06)	95	Campbell, Joe, LB (1988-89)
84	Gannon, Chris, TE (1989)	88	Wilson, Kris, TE (2008-10)	95	Benson, Mitchell, DT (1991)
84	Wilson, Walter, WR (1990)	88	Rosario, Dante, TE (2012)	95	Bradley, Jeff, LB (1993)
84	Thigpen, Yancey, WR (1991)	88	Johnson, David, TE (2014-15)	95	Miller, Les, DE (1994)*
84	Claiborne, Robert, WR (1992)	89	Gob, Art, DE (1960)	95	Edwards, Vernon, DE (1996)
84	Laing, Aaron, TE (1994)	89	Carolan, Reg, TE (1962-63)	95	Fuller, William, DE (1997-98)
84	Ellison, Omar, WR (1995-96)	89	Carpenter, Ron, LB (1964-65)	95	Fontenot, Al, DE (1999-01)
84	Crittenden, Ray, WR (1997)	89	McCall, Ron, LB (1967-68)	95	Salave'a, Joe, DT (2003)
84	Slaughter, Webster, WR (1998)	89	Strozier, Art, TE (1970-71)	95	Phillips, Shaun, LB (2004-12)
84	Davis, Reggie, TE (1999-00)	89	Mackey, John, TE (1972)	95	Geathers, Kwame, DT (2013)
84	Whitman, Josh, TE (2001)	89	Stewart, Wayne, TE (1974)	96	Williams, Lester, NT (1986)
84	Peelle, Justin, TE (2002-05)	89	McDonald, Dwight, WR (1975-78)	96	Winter, Blaise, DE (1986-87, 92-94)
84	Davis, Buster, WR (2007-10)	89	Chandler, Wes, WR (1981-87)	96	Baldwin, Keith, DE (1987-88)
84	Alexander, Danario, WR (2012)	89	Flutie, Darren, WR (1988)	96	Sasa, Don, DT (1995-96)
85	Miller, Paul, DT (1962)	89	Allen, Anthony, WR (1989)	96	Hand, Norman, DT (1997-99)
85	Petrich, Bob, DE (1963-66)	89	Walker, Derrick, TE (1990-93)	96	Carson, Leonardo, DT (2001-03)
85	Tanner, John, LB (1971)	89	Mitchell, Shannon, TE (1994-96)*	96	Ball, Dave, DE (2004-05)
85	Dicus, Chuck, WR (1971-72)	89	Hartley, Frank, TE (1997-98)	96	Grennan, Keith, DE (2008)
85	Belrine, Jim, WR (1973-74)	89	Jacquet, Nate, WR-PR (2000)	96	Johnson, Travis, DT (2009-10)
85	Owens, Artie, WR (1976-78)*	89	Boston, David, WR (2003)	96	Johnson, Jarret, LB (2012-14)
85	Sievers, Eric, TE (1981-88)	89	Krause, Ryan, TE (2004-05)	96	Unrein, Mitch, DT (2015)
85	Holt, Harry, TE (1987)	89	Chambers, Chris, WR (2007-09)	97	Simmons, Tony, DE (1985, 1987)
85	Parker, Andy, TE (1989)	89	Ajirotutu, Seyi, WR (2010)*	97	Hinkle, George, DT (1988-91)
85	Schwedes, Scott, WR (1990)	89	Green, Ladarius, TE (2012-15)	97	Parrella, John, DT (1994-01)
85	Taylor, Kitrick, WR (1990-91)	90	McGee, Carl, LB (1980)	97	Bingham, Ryan, DT (2005-08)
85	Stanley, Walter, WR (1992)	90	Woodcock, John, DE (1981-82)	97	Herron, David, LB (2010)
85	Barnes, Johnnie, WR (1992-94)	90	Robinson, Fred, DE (1984-86)	97	Bird, Brent, LB (2011-13)
85	Oliver, Jimmy, WR (1995)	90	Moore, Mack, DE (1986)	97	Attaochu, Jerry, OLB (2014-15)
85	Rachal, Latario, WR (1997-98)	90	Brown, Richard, LB (1990)	98	Unrein, Terry, NT (1986-87)
85	Gaiter, Tony, WR (1998)	90	Wilcher, Mike, LB (1991)	98	Robinson, Gerald, DE (1989-90)
85	Reed, Robert, WR (1999)	90	White, Reggie, DT (1992-94)	98	McClendon, Skip, DE (1991)
85	Dwight, Tim, WR (2001-02)*	90	Barrie, Sebastian, DT (1995)	98	Skow, Jim, DE (1992)
85	Gates, Antonio, TE (2003-15)	90	Coleman, Marco, DE (1996-98)	98	Lee, Shawn, DT (1992-97)
86	Faison, Earl, DE (1961-66)	90	Dingle, Adrian, DE (2000-04)	98	Mohring, Michael, DT (1998-01)*
86	Billingsley, Ron, DT (1967-70)	90	Applewhite, Antwan, LB (2008-10)	98	Robinson, Derreck, DE (2005-06)
86	Grant, Wes, DE (1971)	90	Harris, Tommie, DE (2011)	98	Scott, Ian, DT (2008-09)
86	Thaxton, James, TE (1973-74)	90	Franklin, Aubrayo, DT (2012)	98	Barnes, Antwan, LB (2010-12)
86	Briscoe, Marlin, WR (1975)	90	Keiser, Thomas, OLB (2013)	98	Lissemore, Sean, DT (2013-15)
86	Floyd, John, WR (1979-80)	90	Mathews, Ricardo, DE (2014-15)	99	Young, Wilbur, DE (1978-82)
86	Bendross, Jesse, WR (1984-85)	91	Reese, Don, DE (1981)	99	Williams, Lee, DE (1984-90)
86	Moffett, Tim, WR (1987)	91	Ackerman, Rich, DE (1982-84)	99	Marve, Eugene, LB (1992)
86	Holland, Jamie, WR (1987-89)	91	Chickillo, Tony, NT (1984-85)	99	Johnson, Raylee, DE (1993-99, 01-03)
86	Pupunu, Alfred, TE-HB (1992-97, 99)	91	O'Neal, Leslie, DE (1986, 1988-95)	99	Olshansky, Igor, DE (2004-08)
86	Mitchell, Shannon, TE (1997)*	91	Tuinei, Van, DE (1997)	99	Burnett, Kevin, LB (2009-10)
86	Ricks, Mikhael, WR (1998-00)	91	Smith, Neil, DE (2000)	99	LaBoy, Travis, LB (2011)
86	Batteaux, Patrick, WR (2001)	91	Price, Shawn, DT (2002)	99	Wynn, Jarius, DE (2013)
86	Gilliam, Dondre, WR (2002-03)	91	Hand, Omari, DE (2003)	99	Robinson, Adrian, OLB (2013)
86	Mattos, Grant, WR (2003)	91	McKinney, Brandon, DT (2006-07)	99	Law, Cordarolo, OLB (2014-15)
86	McCardell, Keenan, WR (2004)*	91	Nwagbuo, Ogemdi, DE (2009-11)		
86	Manumaleuna, Brandon (2006-09)	91	Brown, Everette, LB (2011)		
86	Brown, Vincent, WR (2011, '13, '15)	91	Reyes, Kendall, DE (2012-15)		
86	Miller, Kyle, TE (2015)	92	Williams, Eric, LB (1984)		
87	Clark, Howard, TE (1960-61)	92	Garnett, Scott, NT (1985)		
87	Kindig, Howard, DE (1965-67)	92	Hardison, Dee, DE (1986-87)		
87	White, Andre, TE (1968)	92	Grossman, Burt, DE (1989-93)		
87	Williams, Tom, DT (1970-71)	92	Griggs, David, LB (1994)		
87	Aldridge, Lionel, DE (1972-73)	92	Harden, Cedric, DE (1999)		
87	Davis, Harrison, WR (1974)	92	Mickell, Darren, DE (2000)		
87	Dorsey, Larry, WR (1976-77)	92	Fisk, Jason, DT (2002-04)		
87	Burton, Larry, WR (1978-79)	92	Harris, Marques, LB (2005-08)*		
87	Scales, Dwight, WR (1981-83)	92	Martin, Vaughn, DE (2009-12)		
87	Ferguson, Kevin, TE (1987)	92	Thomas, Cam, DT (2013)*		
87	Early, Quinn, WR (1988-90)	92	Carrethers, Ryan, NT (2014-15)		
87	Young, Duane, TE (1991-95)	93	Wilson, Earl, DE (1985-87)		
87	Roche, Brian, TE (1996-97)	93	Pettitt, Duane, DE (1987)		
87	Thelwell, Ryan, WR (1998)	93	Keys, Tyrone, DE (1988)		
87	Penn, Chris, WR (1999)	93	Thornton, George, DT (1991-92)		
87	Jones, Reggie, WR (2000-01)	93	Davis, Reuben, DT (1994-97)		
87	Vanover, Tamarick, WR (2002)	93	Simpson, Antoine, DT (2000)		
87	Dwight, Tim, WR (2003-04)*	93	Demaree, Chris, DE (2002)		
87	McCardell, Keenan, WR (2005-06)*	93	Leverette, Otis, DE (2003)		
87	Chandler, Scott, TE (2007)	93	Downing, Eric, DT (2004)		
87	Washington, Kelley, WR (2010)	93	Castillo, Luis, DE (2005-11)		
87	Spurlock, Micheal, WR-KR (2012)	93	Thomas, Cam, DT (2012)*		
88	Norton, Don, WR (1960-66)	93	Freenev, Dwight, OLB (2013-14)		

QUALCOMM STADIUM

Qualcomm Stadium, the Chargers' home since 1967, underwent an expansion in 1997 that included the addition of 11,500 seats, a club level, 37 new suites and a new west-end Jumbotron screen.

The centerpiece of the renovated stadium was the Club level. Chargers season ticket members who purchase seats on the Club level enjoy amenities exclusive to Club members. The 7,800 Club seats are wider and padded, and come equipped with an attached drink holder. Club members enjoy wait service at their seats, featuring a menu complete with a variety of food specialties, as well as the comfort of four fan-friendly lounges where they can relax in an air-conditioned setting before, during and after games. Restrooms on the Club level also are upgraded.

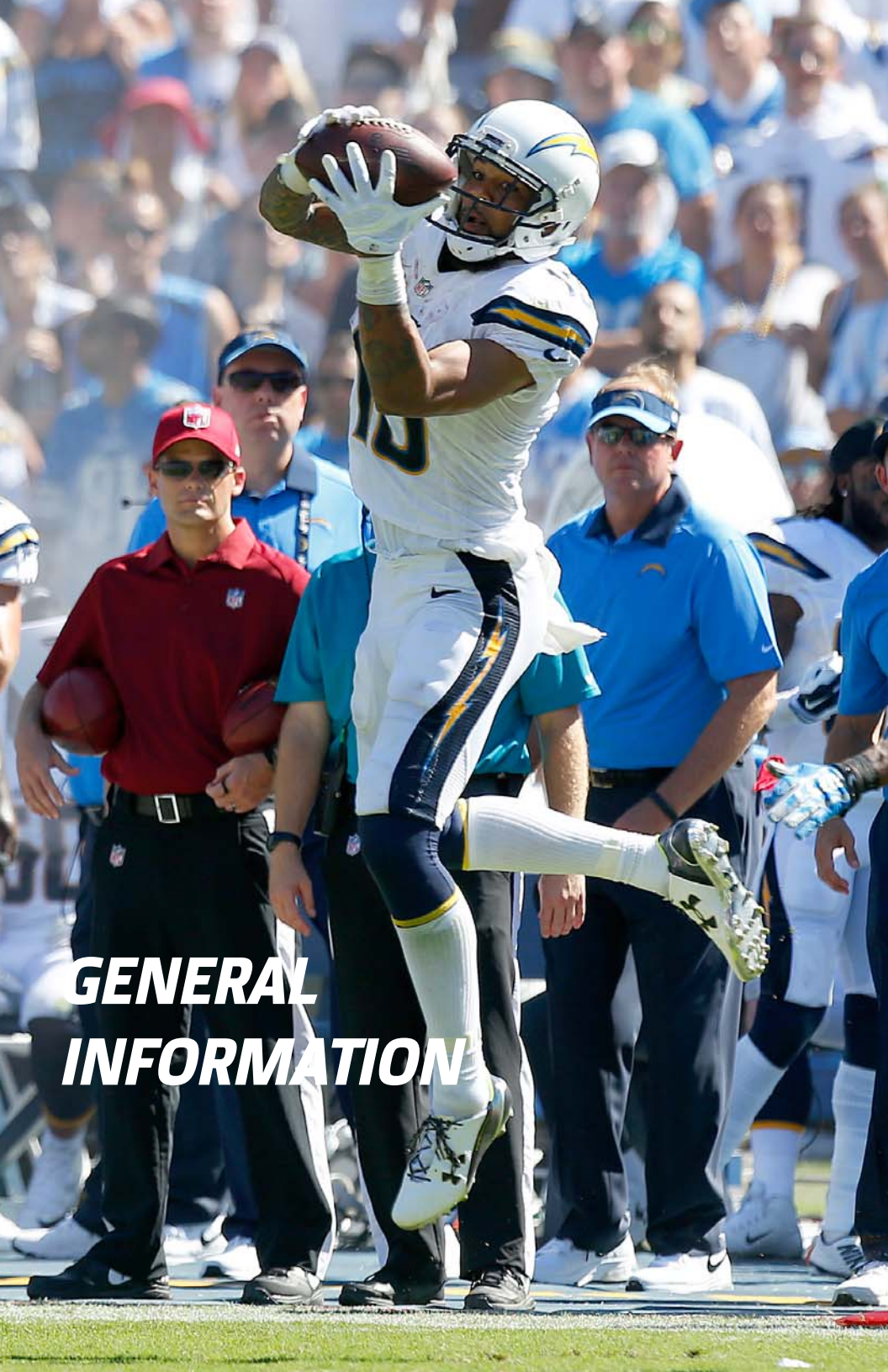
The former Jack Murphy Stadium was renamed Qualcomm Stadium after the Qualcomm Corporation contributed \$18 million for naming rights. Additionally, the total number of parking spaces at the stadium was increased

to 19,000, including 461 handicapped spaces, making the parking lot at Qualcomm Stadium the second-largest in the National Football League. There was a significant increase in restroom capacity at the stadium, with the number of women's facilities almost doubled and the men's restroom capacity increased by 33 percent.

San Diego Stadium was originally built in 1967 as a home for the Chargers at a cost of \$27 million. It was dedicated at a Chargers-Lions game on August 20, 1967, before a crowd of 45,988. The 1997 renovation marks the second major facelift to occur at the stadium. Originally built to a capacity of 52,000, the stadium was expanded in 1984 to increase seating capacity to 60,100. The most recent renovation increased the seating capacity at the stadium to approximately 70,000.

The team played before its first-ever sellout crowd on December 3, 1967, when 52,661 turned out to see the Chargers battle the Oakland Raiders.





***GENERAL
INFORMATION***

2016 NFL SCHEDULE

*Sunday night games in Weeks 5-15 subject to change. Week 17 Sunday night game TBD

WEEK 1 — (All Times Pacific)

Thursday, September 8, 2016
Carolina at Denver 5:30 p.m.

Sunday, September 11, 2016

Chargers at Kansas City ... 10:00 a.m.

Tampa Bay at Atlanta 10:00 a.m.

Buffalo at Baltimore 10:00 a.m.

Chicago at Houston 10:00 a.m.

Green Bay at Jacksonville 10:00 a.m.

Oakland at New Orleans 10:00 a.m.

Cincinnati at N.Y. Jets 10:00 a.m.

Cleveland at Philadelphia 10:00 a.m.

Minnesota at Tennessee 10:00 a.m.

Miami at Seattle 1:05 p.m.

N.Y. Giants at Dallas 1:25 p.m.

Detroit at Indianapolis 1:25 p.m.

New England at Arizona 5:30 p.m.

Monday, September 12, 2016

Pittsburgh at Washington 4:10 p.m.

Los Angeles at San Francisco ... 7:20 p.m.

WEEK 2

Thursday, September 15, 2016

N.Y. Jets at Buffalo 5:25 p.m.

Sunday, September 18, 2016

San Francisco at Carolina 10:00 a.m.

Tennessee at Cleveland 10:00 a.m.

Tennessee at Detroit 10:00 a.m.

Kansas City at Houston 10:00 a.m.

Miami at New England 10:00 a.m.

New Orleans at N.Y. Giants ... 10:00 a.m.

Cincinnati at Pittsburgh 10:00 a.m.

Dallas at Washington 10:00 a.m.

Tampa Bay at Arizona 1:05 p.m.

Seattle at Los Angeles 1:05 p.m.

Jacksonville at Chargers ... 1:25 p.m.

Indianapolis at Denver 1:25 p.m.

Atlanta at Oakland 1:25 p.m.

Green Bay at Minnesota 5:30 p.m.

Monday, September 19, 2016

Philadelphia at Chicago 5:30 p.m.

WEEK 3

Thursday, September 22, 2016

Houston at New England 5:25 p.m.

Sunday, September 25, 2016

Arizona at Buffalo 10:00 a.m.

Minnesota at Carolina 10:00 a.m.

Denver at Cincinnati 10:00 a.m.

Detroit at Green Bay 10:00 a.m.

Baltimore at Jacksonville 10:00 a.m.

Cleveland at Miami 10:00 a.m.

Washington at N.Y. Giants ... 10:00 a.m.

Oakland at Tennessee 10:00 a.m.

San Francisco at Seattle 1:05 p.m.

Los Angeles at Tampa Bay 1:05 p.m.

Chargers at Indianapolis ... 1:25 p.m.

N.Y. Jets at Kansas City 1:25 p.m.

Pittsburgh at Philadelphia 1:25 p.m.

Chicago at Dallas 5:30 p.m.

Monday, September 26, 2016

Atlanta at New Orleans 5:30 p.m.

WEEK 4

Thursday, September 29, 2016

Miami at Cincinnati 5:25 p.m.

Sunday, October 2, 2016

Indianapolis at Jacksonville 6:30 a.m.

(at London)

Carolina at Atlanta 10:00 a.m.

Oakland at Baltimore 10:00 a.m.

Detroit at Chicago 10:00 a.m.

Tennessee at Houston 10:00 a.m.

Buffalo at New England 10:00 a.m.

Seattle at N.Y. Jets 10:00 a.m.

Cleveland at Washington 10:00 a.m.

Denver at Tampa Bay 1:05 p.m.

New Orleans at Chargers ... 1:25 p.m.

Los Angeles at Arizona 1:25 p.m.

Dallas at San Francisco 1:25 p.m.

Kansas City at Pittsburgh 5:30 p.m.

Monday, October 3, 2016

N.Y. Giants at Minnesota 5:30 p.m.

Byes: Green Bay, Philadelphia

WEEK 5

Thursday, October 6, 2016

Arizona at San Francisco 5:25 p.m.

Sunday, October 9, 2016

Washington at Baltimore 10:00 a.m.

New England at Cleveland ... 10:00 a.m.

Philadelphia at Detroit 10:00 a.m.

Chicago at Indianapolis 10:00 a.m.

Tennessee at Miami 10:00 a.m.

Houston at Minnesota 10:00 a.m.

N.Y. Jets at Pittsburgh 10:00 a.m.

Atlanta at Denver 1:05 p.m.

Chargers at Oakland 1:25 p.m.

Cincinnati at Dallas 1:25 p.m.

Buffalo at Los Angeles 1:25 p.m.

N.Y. Giants at Green Bay* 5:30 p.m.

Monday, October 10, 2016

Tampa Bay at Carolina 5:30 p.m.

Byes: Jacksonville, Kansas City, Seattle,

New Orleans

WEEK 6

Thursday, October 13, 2016

Denver at Chargers 5:25 p.m.

Sunday, October 16, 2016

San Francisco at Buffalo 10:00 a.m.

Jacksonville at Chicago 10:00 a.m.

Los Angeles at Detroit 10:00 a.m.

Pittsburgh at Miami 10:00 a.m.

Cincinnati at New England ... 10:00 a.m.

Carolina at New Orleans 10:00 a.m.

Baltimore at N.Y. Giants 10:00 a.m.

Cleveland at Tennessee 10:00 a.m.

Philadelphia at Washington ... 10:00 a.m.

Kansas City at Oakland 1:05 p.m.

Dallas at Green Bay 1:25 p.m.

Atlanta at Seattle 1:25 p.m.

Indianapolis at Houston* 5:30 p.m.

Monday, October 17, 2016

N.Y. Jets at Arizona 5:30 p.m.

Byes: Minnesota, Tampa Bay

WEEK 7

Thursday, October 20, 2016

Chicago at Green Bay 5:25 p.m.

Sunday, October 23, 2016

N.Y. Giants at Los Angeles 6:30 a.m.

(at London)

Cleveland at Cincinnati 10:00 a.m.

Washington at Detroit 10:00 a.m.

Oakland at Jacksonville 10:00 a.m.

New Orleans at Kansas City ... 10:00 a.m.

Buffalo at Miami 10:00 a.m.

Baltimore at N.Y. Jets 10:00 a.m.

Minnesota at Philadelphia 10:00 a.m.

Indianapolis at Tennessee 10:00 a.m.

Chargers at Atlanta 1:05 p.m.

Tampa Bay at San Francisco ... 1:05 p.m.

New England at Pittsburgh 1:25 p.m.

Seattle at Arizona* 5:30 p.m.

Monday, October 24, 2016

Houston at Denver 5:30 p.m.

Byes: Carolina, Dallas

WEEK 8

Thursday, October 27, 2016

Jacksonville at Tennessee 5:25 p.m.

Sunday, October 30, 2016

Washington at Cincinnati 6:30 a.m.

(at London)

Green Bay at Atlanta 10:00 a.m.

New England at Buffalo 10:00 a.m.

N.Y. Jets at Cleveland 10:00 a.m.

Detroit at Houston 10:00 a.m.

Kansas City at Indianapolis ... 10:00 a.m.

Seattle at New Orleans 10:00 a.m.

Oakland at Tampa Bay 10:00 a.m.

Chargers at Denver 1:05 p.m.

Arizona at Carolina 1:25 p.m.

Philadelphia at Dallas* 5:30 p.m.

Monday, October 31, 2016

Minnesota at Chicago 5:30 p.m.

Byes: Baltimore, Los Angeles, Miami, N.Y.

Giants, Pittsburgh, San Francisco

WEEK 9

Thursday, November 3, 2016

Atlanta at Tampa Bay 5:25 p.m.

Sunday, November 6, 2016

Pittsburgh at Baltimore 10:00 a.m.

Dallas at Cleveland 10:00 a.m.

Jacksonville at Kansas City ... 10:00 a.m.

N.Y. Jets at Miami 10:00 a.m.

Detroit at Minnesota 10:00 a.m.

Philadelphia at N.Y. Giants ... 10:00 a.m.

Carolina at Los Angeles 1:05 p.m.

New Orleans at San Francisco ... 1:05 p.m.

Tennessee at Chargers 1:25 p.m.

Indianapolis at Green Bay 1:25 p.m.

Denver at Oakland* 5:30 p.m.

Monday, November 7, 2016

Buffalo at Seattle 5:30 p.m.

Byes: Arizona, Chicago, Cincinnati, New

England, Houston, Washington

WEEK 10**Thursday, November 10, 2016**

Cleveland at Baltimore 5:25 p.m.

Sunday, November 13, 2016

Kansas City at Carolina 10:00 a.m.

Houston at Jacksonville 10:00 a.m.

Denver at New Orleans 10:00 a.m.

Los Angeles at N.Y. Jets 10:00 a.m.

Atlanta at Philadelphia 10:00 a.m.

Chicago at Tampa Bay 10:00 a.m.

Green Bay at Tennessee 10:00 a.m.

Minnesota at Washington 10:00 a.m.

Miami at Chargers 1:05 p.m.

San Francisco at Arizona 1:25 p.m.

Dallas at Pittsburgh 1:25 p.m.

Seattle at New England* 5:30 p.m.

Monday, November 14, 2016

Cincinnati at N.Y. Giants 5:30 p.m.

Byes: Buffalo, Oakland, Detroit, Indianapolis

WEEK 11**Thursday, November 17, 2016**

New Orleans at Carolina 5:25 p.m.

Sunday, November 20, 2016

Buffalo at Cincinnati 10:00 a.m.

Pittsburgh at Cleveland 10:00 a.m.

Baltimore at Dallas 10:00 a.m.

Jacksonville at Detroit 10:00 a.m.

Tennessee at Indianapolis 10:00 a.m.

Tampa Bay at Kansas City 10:00 a.m.

Arizona at Minnesota 10:00 a.m.

Chicago at N.Y. Giants 10:00 a.m.

Miami at Los Angeles 1:05 p.m.

New England at San Francisco 1:25 p.m.

Philadelphia at Seattle 1:25 p.m.

Green Bay at Washington* 5:30 p.m.

Monday, November 21, 2016

Houston at Oakland 5:30 p.m.

(at Mexico City)

Byes: Atlanta, Denver, N.Y. Jets, **Chargers****WEEK 12****Thursday, November 24, 2016**

Minnesota at Detroit 9:30 a.m.

Washington at Dallas 1:30 p.m.

Pittsburgh at Indianapolis 5:30 p.m.

Sunday, November 27, 2016**Chargers at Houston 10:00 a.m.**

Arizona at Atlanta 10:00 a.m.

Cincinnati at Baltimore 10:00 a.m.

Jacksonville at Buffalo 10:00 a.m.

Tennessee at Chicago 10:00 a.m.

N.Y. Giants at Cleveland 10:00 a.m.

San Francisco at Miami 10:00 a.m.

Los Angeles at New Orleans 10:00 a.m.

Seattle at Tampa Bay 1:05 p.m.

Kansas City at Denver 1:25 p.m.

Carolina at Oakland 1:25 p.m.

New England at N.Y. Jets* 5:30 p.m.

Monday, November 28, 2016

Green Bay at Philadelphia 5:30 p.m.

WEEK 13**Thursday, December 1, 2016**

Dallas at Minnesota 5:25 p.m.

Sunday, December 4, 2016

Kansas City at Atlanta 10:00 a.m.

Miami at Baltimore 10:00 a.m.

San Francisco at Chicago 10:00 a.m.

Philadelphia at Cincinnati 10:00 a.m.

Houston at Green Bay 10:00 a.m.

Denver at Jacksonville 10:00 a.m.

Los Angeles at New England 10:00 a.m.

Detroit at New Orleans 10:00 a.m.

Buffalo at Oakland 1:05 p.m.

Tampa Bay at Chargers 1:25 p.m.

Washington at Arizona 1:25 p.m.

N.Y. Giants at Pittsburgh 1:25 p.m.

Carolina at Seattle* 5:30 p.m.

Monday, December 5, 2016

Indianapolis at N.Y. Jets 5:30 p.m.

Byes: Cleveland, Tennessee

WEEK 14**Thursday, December 8, 2016**

Oakland at Kansas City 5:25 p.m.

Sunday, December 11, 2016**Chargers at Carolina 10:00 a.m.**

Pittsburgh at Buffalo 10:00 a.m.

Cincinnati at Cleveland 10:00 a.m.

Chicago at Detroit 10:00 a.m.

Houston at Indianapolis 10:00 a.m.

Minnesota at Jacksonville 10:00 a.m.

Arizona at Miami 10:00 a.m.

Washington at Philadelphia 10:00 a.m.

New Orleans at Tampa Bay 10:00 a.m.

Denver at Tennessee 10:00 a.m.

N.Y. Jets at San Francisco 1:05 p.m.

Seattle at Green Bay 1:25 p.m.

Atlanta at Los Angeles 1:25 p.m.

Dallas at N.Y. Giants* 5:30 p.m.

Monday, December 12, 2016

Baltimore at New England 5:30 p.m.

WEEK 15**Thursday, December 15, 2016**

Los Angeles at Seattle 5:25 p.m.

Saturday, December 17, 2016

Miami at N.Y. Jets 5:25 p.m.

Sunday, December 18, 2016

Philadelphia at Baltimore 10:00 a.m.

Cleveland at Buffalo 10:00 a.m.

Green Bay at Chicago 10:00 a.m.

Tampa Bay at Dallas 10:00 a.m.

Jacksonville at Houston 10:00 a.m.

Tennessee at Kansas City 10:00 a.m.

Indianapolis at Minnesota 10:00 a.m.

Detroit at N.Y. Giants 10:00 a.m.

New Orleans at Arizona 1:05 p.m.

San Francisco at Atlanta 1:05 p.m.

Oakland at Chargers 1:25 p.m.

New England at Denver 1:25 p.m.

Pittsburgh at Cincinnati* 5:30 p.m.

Monday, December 19, 2016

Carolina at Washington 5:30 p.m.

WEEK 16**Thursday, December 22, 2016**

N.Y. Giants at Philadelphia 5:25 p.m.

Saturday, December 24, 2016**Chargers at Cleveland 10:00 a.m.**

Miami at Buffalo 10:00 a.m.

Atlanta at Carolina 10:00 a.m.

Washington at Chicago 10:00 a.m.

Minnesota at Green Bay 10:00 a.m.

Tennessee at Jacksonville 10:00 a.m.

N.Y. Jets at New England 10:00 a.m.

Tampa Bay at New Orleans 10:00 a.m.

Indianapolis at Oakland 1:05 p.m.

San Francisco at Los Angeles 1:25 p.m.

Arizona at Seattle 1:25 p.m.

Cincinnati at Houston 5:25 p.m.

Sunday, December 25, 2016

Baltimore at Pittsburgh 1:30 p.m.

Denver at Kansas City 5:30 p.m.

Monday, December 26, 2016

Detroit at Dallas 5:30 p.m.

WEEK 17**Sunday, January 1, 2017**

New Orleans at Atlanta 10:00 a.m.

Baltimore at Cincinnati 10:00 a.m.

Green Bay at Detroit 10:00 a.m.

Jacksonville at Indianapolis 10:00 a.m.

New England at Miami 10:00 a.m.

Chicago at Minnesota 10:00 a.m.

Buffalo at N.Y. Jets 10:00 a.m.

Dallas at Philadelphia 10:00 a.m.

Cleveland at Pittsburgh 10:00 a.m.

Carolina at Tampa Bay 10:00 a.m.

Houston at Tennessee 10:00 a.m.

N.Y. Giants at Washington 10:00 a.m.

Kansas City at Chargers 1:25 p.m.

Oakland at Denver 1:25 p.m.

Arizona at Los Angeles 1:25 p.m.

Seattle at San Francisco 1:25 p.m.

AFC AND NFC WILD CARD PLAYOFFS

January 7-8, 2017

AFC AND NFC DIVISIONAL PLAYOFFS

January 14-15, 2017

AFC AND NFC CHAMPIONSHIP**GAMES**

Sunday, January 22, 2017

PRO BOWL

Sunday, January 29, 2017

SUPER BOWL LI

Sunday, February 5, 2017

2016 NFL PRESEASON SCHEDULE

WEEK 1

Sunday, August 7

NFL/Hall of Fame Game at Canton, Ohio
Green Bay vs. Indianapolis (ESPN) . 5:00 p.m.

WEEK 2

Thursday, August 11

Washington at Atlanta 4:00 p.m.
Tampa Bay at Philadelphia 4:00 p.m.
Carolina at Baltimore 4:30 p.m.
New Orleans at New England 4:30 p.m.
Jacksonville at N.Y. Jets 4:30 p.m.
Denver at Chicago 5:00 p.m.

Friday, August 12

Miami at N.Y. Giants 4:00 p.m.
Detroit at Pittsburgh 4:00 p.m.
Minnesota at Cincinnati 4:30 p.m.
Cleveland at Green Bay 5:00 p.m.
Oakland at Arizona 7:00 p.m.

Saturday, August 13

Seattle at Kansas City 1:30 p.m.
Indianapolis at Buffalo 4:00 p.m.

Chargers at Tennessee 5:00 p.m.

Dallas at Los Angeles (ESPN) 5:00 p.m.

Sunday, August 14

Houston at San Francisco 4:00 p.m.

WEEK 3

Thursday, August 18

Philadelphia at Pittsburgh 4:00 p.m.

Cincinnati at Detroit 4:30 p.m.
Atlanta at Cleveland 5:00 p.m.
Oakland at Green Bay 5:00 p.m.
Chicago at New England 5:00 p.m.
Minnesota at Seattle 7:00 p.m.

Friday, August 19

N.Y. Jets at Washington 4:30 p.m.
Miami at Dallas 5:00 p.m.
Arizona at Chargers 6:00 p.m.

Saturday, August 20

Carolina at Tennessee 12:00 p.m.
N.Y. Giants at Buffalo 1:00 p.m.
Baltimore at Indianapolis 4:00 p.m.
Tampa Bay at Jacksonville 4:30 p.m.
New Orleans at Houston 5:00 p.m.
San Francisco at Denver 6:00 p.m.
Kansas City at Los Angeles 7:00 p.m.

WEEK 4

Thursday, August 25

Atlanta at Miami (Orlando) (NBC) . 5:00 p.m.
Dallas at Seattle 7:00 p.m.

Friday, August 26

New England at Carolina 4:30 p.m.
Buffalo at Washington 4:30 p.m.
Pittsburgh at New Orleans 5:00 p.m.
Cleveland at Tampa Bay (CBS) 5:00 p.m.
Green Bay at San Francisco 7:00 p.m.

Saturday, August 27

Kansas City at Chicago 10:00 a.m.

Detroit at Baltimore 4:00 p.m.
Philadelphia at Indianapolis 4:00 p.m.
N.Y. Giants at N.Y. Jets 4:30 p.m.
Tennessee at Oakland (CBS) 5:00 p.m.
Los Angeles at Denver 6:00 p.m.

Sunday, August 28

Chargers at Minnesota (FOX) 10:00 a.m.
Arizona at Houston (FOX) 1:00 p.m.
Cincinnati at Jacksonville (NBC) 5:00 p.m.

WEEK 5

Thursday, September 1

Jacksonville at Atlanta 4:00 p.m.
Tennessee at Miami 4:00 p.m.
New England at N.Y. Giants 4:00 p.m.
N.Y. Jets at Philadelphia 4:00 p.m.
Pittsburgh at Carolina 4:30 p.m.
Indianapolis at Cincinnati 4:30 p.m.
Buffalo at Detroit 4:30 p.m.
Washington at Tampa Bay 4:30 p.m.
Chicago at Cleveland 5:00 p.m.
Houston at Dallas 5:00 p.m.
Green Bay at Kansas City 5:00 p.m.
Los Angeles at Minnesota 5:00 p.m.
Baltimore at New Orleans 5:00 p.m.
Denver at Arizona 6:30 p.m.
San Francisco at Chargers 7:00 p.m.
Seattle at Oakland 7:00 p.m.

CHARGERS RADIO NETWORK

Rock 105.3 FM and XTRA Sports 1360 AM (iHeartRadio) are the flagship stations for all San Diego Chargers games, including preseason, regular season and postseason. Josh Lewin calls the play-by-play and former Chargers center Nick Hardwick handles the game analysis.

Fans outside of San Diego can tune into the Chargers Radio Network, which includes AM570 KLAC in Los Angeles and Orange County; KATY 101.3 FM in Temecula and the Inland Empire; KNWH 1250 AM in the Yucca Valley; KNWZ 94.3 FM in Palm Springs; KAVL 61.0 AM in Palmdale and Lancaster; KRAK 91.0 AM in Victorville and Hesperia; KRLV 1340 AM in Las Vegas, and KXO 107.5 FM in the Imperial Valley and Yuma, Arizona. Network stations are subject to change.



JOSH LEWIN

Play-by-Play

Lewin became the radio play-by-play voice of the Chargers in July 2005. He has an extensive broadcast history that includes 22 seasons as a Major League Baseball play-by-play announcer. Since 2012, he's handled play-by-play for the New York Mets' radio broadcasts on WFAN and WOR. Lewin has broadcast regular and postseason baseball, NFL football and NHL games for FOX Sports from

1996-2010 and from 2002-10, he was the play-by-play announcer for the Texas Rangers. Lewin also called Baltimore Orioles on radio from 1995-96, Chicago Cubs games on WGN-TV in 1997 and Detroit Tigers' games on Fox Sports Net Detroit from 1998-01. His NFL experience also includes play-by-play on SportsUSA Radio. Lewin's other broadcast experience includes Conference USA Football, CCHA Hockey, Southern Methodist and Michigan State basketball, and the Big 12 Basketball Tournament. Lewin began his broadcasting career at the age of 16 with the Rochester Red Wings, the Baltimore Orioles' AAA affiliate in the International League. In 1994, he was the sports director at WBAL, the Orioles' flagship station. Lewin graduated from Northwestern in 1990 and has written three books, "Ballgame," "Getting in the Game" and "You Never Forget Your First." Lewin has two children, daughter, Kelsey, and son, Coby.



NICK HARDWICK

Analyst

Former Chargers center Nick Hardwick is in his first season as the Chargers color analyst after spending the 2015 season as a sideline reporter.

Hardwick retired in January 2015, capping off a career that spanned 146 games as the Chargers' starting center, including 10 postseason contests.

A third-round pick (66th overall) in 2004, Hardwick was voted to the Pro Bowl in 2006 and four times in subsequent seasons he was named an alternate for the league's all-star game. He was a three-time pick as the team's Lineman of the Year (2011-13), named Most Inspirational twice (2010 and 2013), and was selected to the Chargers' 50th Anniversary All-Time Team in 2009.

A native of Indianapolis, Indiana, Hardwick played collegiately at Purdue University where he earned All-Big Ten honors.

Hardwick and his wife, Jayme, have two sons, Hudson and Theodore.

CHARGERS EN ESPAÑOL

The Uniradio Group hold the Chargers' Spanish Radio broadcast rights. Pulsar 107.3 FM XHFG is the flagship station for all Chargers games in Spanish. Jorge Villanueva calls the play-by-play while Tony Alvarez provides game analysis.



JORGE VILLANUEVA

Play-by-Play

Villanueva is in his 23rd season as the Spanish voice of the Chargers. He hosts and produces "En Contacto con los Chargers," the official Spanish TV show of the team, which

is seen in San Diego, Los Angeles and Baja California. Villanueva previously worked as a sports director and anchor for KBNT-TV (Channel 17) Univision in San Diego, as well as for Televisa Baja California from 1989-94. He has 30 years of experience in sports journalism, and his play-by-play experience includes soccer, baseball and boxing. Villanueva handles the Spanish play-by-play for the Holiday Bowl and the NCAA's Bowl Championship Series. He spent the 2001-03 seasons as the football play-by-play voice for the USC Trojans and the 1994-96 seasons with the San Diego State Aztecs. In 2004, Villanueva received an invitation to join the American Sportscasters Association.



TONY ÁLVAREZ

Analyst

Tony Álvarez (Antonio de Jesús Álvarez Ramírez) is in his first season as the color analyst for San Diego Chargers radio broadcasts in Spanish.

A native of Tijuana, Baja, California, Álvarez currently serves as a sports anchor and reporter for Síntesis-TV in Tijuana. Álvarez's live broadcast experience includes stints with soccer's Tijuana Xolos handling color commentary and baseball's Tijuana Truenos as their lead play-by-play voice.

Álvarez graduated from the Autonomous University of Baja California Campus Tijuana in 2011 with a degree in communications. He has a wealth of television and radio broadcast experience, including work with ESPN Mexico, Multimediales Deportes, La Afición de Milenio, TV Tijuana, Milenio Radio Tijuana, TJSports.Net and Uniradio TV.



CHARGERS

T E A M S T O R E



INFO 619-641-6053

GATE G AT QUALCOMM STADIUM

OPEN DAILY 10 AM-6 PM



CHARGE ON.