

SAN DIEGO
CHARGERS™

2007 MEDIA GUIDE



CHARGERS

TEAM STORE



Womens & Kids

Authentic Jerseys



T's and more



Jackets & Hoodies

Qualcomm Stadium • Gate G

and at Gate B on game days

Open Monday - Sunday, 10am - 7pm (619) 641-6053



2007 SCHEDULE

<u>PRESEASON</u>			<u>OPPONENT</u>	<u>KICKOFF</u>	<u>TV</u>
Sun.	Aug.	12	SEATTLE	5:00 p.m.*	NBC
Sat.	Aug.	18	at St. Louis	5:00 p.m.*	CBS
Sat.	Aug.	25	at Arizona	7:00 p.m.*	KFMB
Thurs.	Aug.	30	SAN FRANCISCO	7:00 p.m.*	KFMB
Sun.	Sept.	9	CHICAGO	1:15 p.m.	FOX
Sun.	Sept.	16	at New England	5:15 p.m.	NBC
Sun.	Sept.	23	at Green Bay	10:00 a.m.	CBS
Sun.	Sept.	30	KANSAS CITY	1:15 p.m.	CBS
Sun.	Oct.	7	at Denver	1:15 p.m.	CBS
Sun.	Oct.	14	OAKLAND	1:15 p.m.	CBS
Sun.	Oct.	21	Bye		
Sun.	Oct.	28	HOUSTON	1:05 p.m.	CBS
Sun.	Nov.	4	at Minnesota	10:00 a.m.	CBS
Sun.	Nov.	11	INDIANAPOLIS	5:15 p.m.	NBC
Sun.	Nov.	18	at Jacksonville	10:00 a.m. +	CBS
Sun.	Nov.	25	BALTIMORE	1:15 p.m. +	CBS
Sun.	Dec.	2	at Kansas City	10:00 a.m. +	CBS
Sun.	Dec.	9	at Tennessee	10:00 a.m. +	CBS
Sun.	Dec.	16	DETROIT	1:15 p.m. +	FOX
Mon.	Dec.	24	DENVER	5:00 p.m. +	ESPN
Sun.	Dec.	30	at Oakland	1:15 p.m. +	CBS

All times Pacific. Home games in **BOLD**.

+ Subject to change due to the NFL's Flexible Scheduling.

All Chargers games can be heard on Rock 105.3 FM and in Spanish on XERCN 1470 AM

* Games televised by KFMB-TV (Channel 8) in San Diego; KCBS-TV (Channel 2) in Los Angeles and Orange County; KMIR-TV (Channel 6) in Palm Springs; KYMA (Channel 11) in the Imperial Valley and Yuma, Arizona; Mi San Diego (Spanish, Channel 43) in San Diego and KLAS-TV (Channel 8) in Las Vegas. For home games, local blackout rules will apply to all stations, except KLAS-TV in Las Vegas.

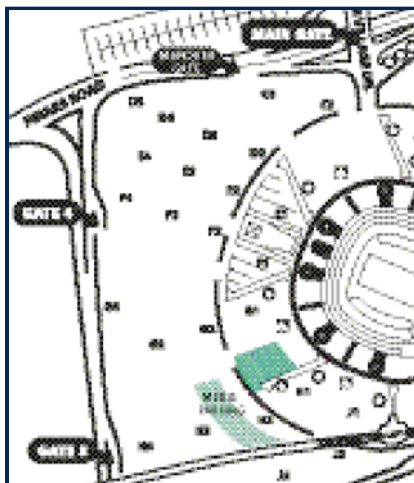




GAME-DAY INFORMATION

GAMEDAY MEDIA PARKING: Media attending Chargers home games have been assigned reserved areas to park at QUALCOMM Stadium. Please refer to the map below or on the back of your assigned parking permit. Please remember you must park in your assigned area and display your parking permit at all times. As a reminder, parking is limited and is being provided as a courtesy to working media.

MEDIA ENTRANCE: All credentialed media must enter at Gate H and are subject to a search procedure. Please be prepared to open all cases and bags for inspection by stadium security personnel. All items will be inspected and tagged for security purposes. Please make sure your bags are identifiable and limit carry-in items to only what is necessary. Remove any security tags from prior games.



The public relations department of the San Diego Chargers serves as liaison between the team and the public and media. Please contact us with all requests for information or game credentials.

San Diego Chargers Public Relations Department

Bill Johnston, Director of Public Relations
Scott Yoffe, Assistant Director of Public Relations
Jamaal LaFrance, Media Relations Coordinator
Jennifer Rojas, Public Relations Assistant
Joel Price, Manager, Internet Services
Casey Pearce, Managing Editor—Web Site & Publications

P.O. Box 609609
San Diego, CA 92160-9609
OFFICE: (858) 874-4500
FAX: (858) 292-2760

Chargers.com and Chargersmedia.com

Chargers.com features the latest news on the San Diego Chargers, including player features. The site also includes player bios, rosters, the depth chart, transactions and more. It is the quickest and easiest way to find the latest information on the San Diego Chargers.

Chargersmedia.com is a password-protected site that allows the media exclusive access to credential requests, press releases, a downloadable version of the team's media guide, feature clips and more. Season and single-game credential requests for the 2007 season should be submitted online. Credential requests must be submitted by the sports director, sports editor or photo editor to be considered. Contact the Chargers public relations department for the Web site's log-in ID and password.

Press Will Call

Press Will Call is located at Gate H and opens four hours prior to kickoff.

Media Telephones

Media wishing to obtain a dedicated phone line in the press box should contact Gary Brashear of San Diego Sports Communications at (619) 281-1500.

Press Box

The telephone number in the Qualcomm Stadium press box is (619) 641-5160. The press box is equipped with WiFi technology. Contact the Chargers' PR staff for additional support.

Ticket Information

The Chargers ticket office at Qualcomm Stadium is located at Gate C. For information, call the Chargers ticket office at 1-877-CHARGERS or TicketMaster at (619) 220-TIXS (8497).

The Media Guide is a publication of the San Diego Chargers. Copyright © 2007 San Diego Chargers. Chargers Editorial Offices: 4020 Murphy Canyon Road, San Diego, CA 92124, (858) 874-4500. Printing: Neyenesch Printers, (619) 297-2281. Production: Milton Yi, (619) 934-6836.



TABLE OF CONTENTS

2007 Schedule	1	The Last Time	241
Game-Day Information	2	Career Top Ten	243
2007 – 08 NFL Important Dates	36	Single-Season Top Ten	246
OWNERSHIP, COACHING & ADMINISTRATION		Big Days	249
Directory	4	Chargers Ten Longest Plays	261
Alex G. Spanos	6	Opponent Top Performances	263
Dean A. Spanos	9	Opponents Ten Longest Plays	267
Michael A. Spanos	12	Chargers Regular-Season Streaks	269
Mark Fabiani	13	Individual Postseason Records	269
A.J. Smith	14	Team Postseason Records	271
Ed McGuire	16	YEAR-BY-YEAR STATISTICS	
Buddy Nix	17	1960 – 2006	274
Norv Turner	18	HISTORY	
Assistant Coaches	21	Series Results	322
Player Personnel	37	Preseason Scores	328
Football Staff	42	Quarterbacks Records as Starters	331
Administration	45	Starting Quarterbacks by Year	331
PLAYERS		Postseason History	336
Veterans & Returning Players	58	NFL Honors	357
Draft Choices	180	San Diego Chargers Honors	363
Undrafted Rookies & First-Year Players	186	Chronology	366
ROSTERS		Draft History	375
Veterans & Returning Players	198	Trade History	384
Draft Choices, Undrafted Rookies & First-Year Players	199	Head Coaches	390
2006 IN REVIEW		Assistant Coaches	390
NFL Final Standings	202	All-Time Roster	392
Regular-Season Stats	203	All-Time Colleges	400
Regular-Season Defensive Stats	204	GENERAL INFORMATION	
Special Teams Stats	204	Largest Margins of Victory	35
Takeaway-Giveaway Ratio	205	Top Ten Offensive/Defensive Team Performances in Charger History	42
Miscellaneous Stats	205	Top Ten Coldest/Warmest Games	43
Game-by-Game Team Stats	206	Top Ten Home/Road Attendance Figures	196
Game-by-Game Opponents Stats	207	2007 NFL Regular-Season Schedule	402
Starting Lineups	208	2007 NFL Postseason Schedule	404
Participation Chart	209	2007 NFL Preseason Schedule	405
Game Summaries	210	NFL Public Relations Contacts	407
RECORDS		Chargers on Radio	408
Individual Records	228	Qualcomm Stadium	410
Team Records	234	Training Camp Information	411
		History of the Chargers Uniform	412
		Chargers National TV Night Games	414
		Overtime Games	414





DIRECTORY

OWNERSHIP

Owner	Alex G. Spanos
President—CEO	Dean A. Spanos
Executive Vice President	Michael A. Spanos
Special Counsel to the President	Mark Fabiani
Executive Assistant to the President	Cheri Pedersen

PLAYER PERSONNEL

Executive Vice President—General Manager	A.J. Smith
Executive Vice President of Football Operations	Ed McGuire
Assistant General Manager—Director of Player Personnel	Buddy Nix
Director of College Scouting	Jimmy Raye
Assistant Director of College Scouting	John Spanos
Director of Pro Scouting	Dennis Abraham
Scouts	Mike Biehl, Bryan Cox, Tom Gibbons, Ed Langsdorf, Tom McConaughy, Darrell Moody, Paul Skansi
Administrative Scouting Assistant	Chris Hobbs
Executive Assistants	Tricia Campanella, Elizabeth Spatola

FOOTBALL STAFF

Head Athletic Trainer	James Collins
Assistant Athletic Trainers	Damon Mitchell, Matthew Summers
Director of Video Operations	Brian Duddy
Assistant Director of Video Operations	Jason Negus
Video Assistant	Matt LeValley
Director of Player Development	Arthur Hightower
Equipment Manager	Bob Wick
Assistant Equipment Manager—Field Manager	Chris Smith
Equipment Assistant	Kevin Duddy

COACHING

Head Coach	Norv Turner
Offensive Coordinator	Clarence Shelmon
Defensive Coordinator	Ted Cottrell
Tight Ends	Clancy Barone
Secondary	Bill Bradley
Special Teams	Steve Crosby
Offensive Line	John "Jack" Henry
Offensive Line	Hal Hunter
Wide Receivers	James Lofton
Defensive Line	Wayne Nunnely
Outside Linebackers	John Pagano
Quarterbacks	John Ramsdell
Inside Linebackers	Ron Rivera
Assistant Secondary/Quality Control	Kevin Ross
Running Backs	Matt Simon
Strength and Conditioning	Jeff Hurd
Assistant Strength and Conditioning	Vernon Stephens
Assistant to the Head Coach	Margie Smith
Administrative Assistant	Nicole Falls

OWNERSHIP, COACHING & ADMINISTRATION



ADMINISTRATION

Executive Vice President—Chief Operating Officer	Jim Steeg
Executive Assistant	Keri Cassidy
Executive Vice President	Jeremiah T. Murphy
Executive Vice President—Chief Financial Officer	Jeanne M. Bonk
Controller	Marsha Wells
Accounting Manager	Chrystal Lee
Accounts Payable	Sheila Askin
Accounts Receivable	Lesley Fisher
Payroll/Human Resources	Starlene Gangitano
Vice President—Chief Marketing Officer	Ken Derrett
Executive Assistant	Jennifer Stakiw
Senior Director of Marketing Partnerships	Dennis O'Leary
Senior Manager, Marketing Partnerships & Broadcasting	S. Brandon Ward
Corporate Sales Managers	Doug Carnahan, Chris Lee
Manager, Client Services	Amy Schreiber
Client Services Coordinator	Erin VandenBergh
Senior Director of Ticket Sales & Services	Todd Poulsen
Managers, Premium Seating Sales	Tom Milks, Trisha Walters
Manager, Suite Services	Allison Escott
Account Executives	Steve Pankowski, Brad Stewart
Director of Marketing Programs & Business Development	A.G. Spanos
Director of Business Operations	John Hinek
Business Operations Assistant	John Leatherwood
Receptionist	Georgette Rogers
Facilities Coordinator	Chuck Sandusky
Head Staff Assistant	Paul Chapman
Staff Assistant	JayJay Maniquis
Director of Public Relations	Bill Johnston
Assistant Director of Public Relations	Scott Yoffe
Media Relations Coordinator	Jamaal LaFrance
Public Relations Assistant	Jennifer Rojas
Manager, Internet Services	Joel Price
Managing Editor—Web Site & Publications	Casey Pearce
Director of Public Affairs & Corporate/Community Relations	Kimberley Layton
Community Relations Coordinator	James Bourguignon
Director of Player Outreach	Dick Lewis
Director of Security	Mike Cash
Director of Stadium/Game Operations & Special Events	Sean O'Connor
Creative Services Manager	Kevin Daly
Stadium Operations Manager	Tom Carson
Director of Ticket Operations	Michael L. Dougherty
Ticket Operations Manager	Brian Olson
Ticket Operations Assistant	Betsy Pyle
Director of Guest Services	Shirley Aboyme
Guest Services Manager	Erica Hooper
Club Seat Services Manager	Linda Gandy
Guest Services Representatives	James Navarra, Jose Virgen
Customer Service Representatives	Joanne Hernandez, Jennifer Slaughter
Team Doctors	Dr. David Chao, Dr. Tal David, Dr. Richard Gilbert, Dr. Jerry Hizon, Dr. Calvin Wong





ALEX G. SPANOS

Owner

In his early years, Alex Spanos worked day and night, seven days a week in his father's bakery. His growing family was struggling to make ends meet on \$40 a week. In 1951, at the age of 27, the time came for Spanos to make the toughest business decision of his life-to stay in the family business or strike out on his own.

More than 56 years later, Spanos has transformed an \$800 loan into one of the leading real estate and development companies in the building industry. He is the founder and chairman of A.G. Spanos Companies, one of the nation's largest family-owned construction companies, and his commitment to quality and integrity are imprinted in the daily operation and management of the San Diego Chargers as well as the 10 companies that are wholly owned and managed by the Spanos family.

REALIZING A DREAM

The success of the A.G. Spanos Companies has allowed him to pursue many dreams, including owning a National Football League team.

"I always believed in the pursuit of one's dreams," Spanos said in announcing his intention to buy the team. "For me, it has been a lifelong goal to own an NFL team. In buying the San Diego Chargers, I've been able to realize a dream." On Aug. 1, 1984, the dream became reality.

Spanos turned over day-to-day operations of the Chargers to his eldest son, Dean, in 1994.

A MODEL BUSINESS

Spanos has made family part of his formula for business success. The A.G. Spanos organization, including the Chargers, is a family-run operation. Son, Dean, serves as president-chief executive officer of the Chargers and president-vice chairman of the Spanos corporate organization. Son, Michael, manages the construction and development activities of the company and is the executive vice president of the Chargers. Alex and his sons are the team behind each business venture. In addition, Dean's two sons-A.G. and John-both hold positions in the Chargers' front office. His daughter Dea's two sons, Dimitri and Lex Economou, are both working for A.G. Spanos Companies. Dimitri works in land

acquisitions for the Southern California division and Lex heads the construction division in Denver, Colorado. In addition to the Chargers, the Spanos companies comprise of the following: A.G. Spanos Construction, Inc.; A.G. Spanos Management, Inc.; A.G. Spanos Development, Inc.; A.G. Spanos Enterprises, Inc.; A.G. Spanos Realty, Inc.; AGS Financial Corporation; AGS International Corporation; A.G. Spanos Securities Corporation, A.G. Spanos Ventures and The Spanos Corporation.

GIVING BACK

Spanos' community spirit and generosity have paid countless dividends for San Diego.

When wildfires ravaged San Diego County in 2003, Spanos jumped to the forefront with the single largest donation-\$1 million to aid affected families and the recovery effort. Spanos and the team also collected additional funds for the San Diego Fire Relief Fund, adding another \$500,000 to the total.

"My family and I are proud to be a part of the San Diego community," said Spanos. "I'm very fortunate to be in a position to help the city and the people who have been so supportive of the Chargers over the years."

The Chargers Community Foundation, created and funded by Spanos in 1995 to "help San Diego build on its strengths by supporting individuals, activities and organizations that work to make the city a better place to live," focuses on youth and education and is a major source of community support in San Diego.

In March 2000, the Spanos family and the Foundation introduced the Chargers Champions program. Over the past eight years, more than \$3 million has been contributed to deserving schools, students and educators, making the Chargers' commitment unmatched in the San Diego community. In the past eight years, 159 outstanding high school juniors have been awarded \$7,000 scholarships and laptop computers. The Chargers Champions program has also awarded grants to schools as well as grants and laptop computers to San Diego's most deserving educators.

Spanos also has been a strong supporter of high school sports in San Diego. He annually sponsors the CIF San Diego Section football championships, allowing the games to be played in Qualcomm Stadium. His backing of the San Diego High School Sports Association and the San Diego County high school all-star football game led to the game being named the Alex Spanos All-Star Football Classic in 1993.

Spanos led the effort to bring Super Bowl XXXVII to San Diego in January 2003. It marked the second time in five years that Spanos had delivered the Super Bowl and focused the world's attention on San Diego. Spanos is credited for using his influence with the NFL and its owners to land Super Bowl XXXII for the City of San Diego, played Jan. 25, 1998. Each game brought close to \$300 million to the regional economy.

His leadership was instrumental in bringing the 1996 Republican National Convention to San Diego, another financial coup for the city.

Here are just a few of the notable gifts from Spanos and the Foundation to San Diego:

- The Foundation's first contribution was a \$1.5 million donation to kick off the \$6.5 million fundraising effort for the San Diego Hall of Champions Sports Museum.
- In 1998, Spanos announced the creation of the Brooke Humphries Heart Fund in honor of retiring quarterback Stan Humphries and a six-figure contribution to San Diego Children's Hospital in Brooke's name. Stan's daughter Brooke underwent major surgery to correct a heart birth defect.
- Spanos and his family kicked off the week of Super Bowl XXXII in 1998 with major six-figure contributions to both Children's Hospital and the national Christmas in April program.
- In 1995, Spanos' financial support led to the development of a multi-use sports facility for the Pacific Beach community and the students of Kate Sessions Elementary and The Bishop's School. The Alex G. Spanos Sports Fields were dedicated in 1997.
- In 1994, he kicked off a fundraising telethon for the San Diego Olympic Training Center with another six-figure pledge and challenge to the local community.
- Spanos built the state-of-the-art Alex G. Spanos Athletic and Recreation Building at the University of California-San Diego.
- Children's Hospital benefited as did San Diego County Easter Seals when he served as chairman of their telethons. He also chaired the Loaned Executive campaign drive for United Way/CHAD.

SUPPORTING STATE AND COUNTRY

Following the completion of the World War II Memorial in Washington D.C., Spanos made it possible for more than 145 WWII vets and their families from Northern California to take a trip to visit the Memorial. Operation Freedom Flight, as it was called, raised \$225,000, including nearly \$100,000 from Spanos.

In 1998, Spanos generously gave separate \$1 million donations to four different institutions in California. His support to his alma mater, the University of the Pacific, improved the stadium, athletic facilities and residence halls for the entire student population. A similar contribution to Sacramento State's athletic facilities enabled the university to host the 2000 Olympic track and field trials. The same support also

went to rebuild the Samuel N. Hancock Christian School, a private school in an urban area of Stockton. In 1997, he gave \$1 million to the American Red Cross to help flood victims in Northern California and helped raise an additional \$1 million.

Other notable efforts by Spanos include spearheading a 1991 campaign during the Gulf War crisis that raised more than \$4.5 million for the USO, the most successful fund-raising event in its history. He also contributed \$1.5 million to Cal Poly-San Luis Obispo in 1993 to build a theater for the college that was later named the Alex and Faye Spanos Theatre. He also was the founder and driving force behind seven biennial fund-raising dinners benefiting assorted children's charities, including San Diego Children's Hospital and Health Center, and each dinner neared or topped \$1 million.

HONORED FOR GENEROSITY

Organizations in San Diego and across the country have honored Spanos often for his generosity.

Spanos and his wife Faye were appointed by President George W. Bush to the Presidential Delegation to the 2004 Olympic Games in Athens, Greece. They were joined on the Delegation by Former President George H.W. Bush, Mrs. Barbara Bush, The Honorable Thomas Miller, U.S. Ambassador to Greece; Ms. Barbara Bush, Ms. Jenna Bush and Ms. Chris Evert, former tennis champion. In 2007, he was awarded the medal of Commander of the Order of the Phoenix by the Government of Greece for his many contributions to that country.

In 2004, Alex and Faye also were awarded honorary degrees of Doctor of Humane Letters at the commencement exercises for Hellenic College/Holy Cross. That same year Alex also received a Doctor of Humanities from Cal Poly-San Luis Obispo.

Father Nicholas Triantafilou, President of Hellenic College, notes that "Faye and Alex Spanos represent all that is good about our Greek American heritage and Orthodox faith. At the center of their more than five decades together is the love, respect and honor which they have for each other, their family, their church and the great community in which they live."

Spanos has received many of the nation's and San Diego's most prestigious honors for his commitment to community and humanity, including the Horatio Alger Award, the Ellis Island Medal of Honor, the Gloria Swanson Humanitarian Award, the Grand Cross of Honour by the Supreme Council of Scottish Rite, and the Anti-Defamation League of B'nai B'rith's National Distinguished Community Service Award for devotion to community and concern for others. Son, Dean, earned the unique distinction of becoming a second generation recipient of the Ellis Island award in 2002.

Alex has received many of San Diego's top honors for his generosity, including awards given by the Greater San Diego Chamber of Commerce, the San Diego Convention and Visitors Bureau and the San Diego Boys and Girls Clubs.





HIS STORY

These acts of caring demonstrate the commitment of a man who has carved a remarkable career in business and whose dedication to family and community has been an inspiring example for others.

Spanos outlined his lifelong credo of giving back in his autobiography, *Sharing the Wealth: My Story*, a compelling, first-hand account of the events and decisions in his life that became his basic fundamentals for success. As he reveals in his book, he feels it's a duty and privilege to share his secrets of success.

In the book's foreword, Rush Limbaugh says: "You are about to race through a marvelous and riveting account of a distinctly American life in which the concepts of 'failure' and 'can't' do not apply...Be prepared to be dazzled, informed, entertained, and challenged...This is a book that will change your life forever and for the good."

Spanos was born September 28, 1923, in Stockton, California. He developed his tireless work ethic early, starting at age eight in his father's restaurant, rising before dawn to help prepare pastries before attending school. In 1951, Spanos borrowed \$800, purchased a truck and set out on his own.

He began his own catering business and later began investing in real estate. In 1960, he formed the A.G. Spanos Construction Company.

Another side to this complex man was revealed with the help of his close friend Bob Hope. Spanos displayed an entertainer's talent and flair when he lived a childhood dream and danced on stage. Together, Spanos and Hope sang and danced on numerous occasions both in the United States and abroad.

Spanos' acquisition of the Chargers culminated a lifelong interest and involvement in sports. He earned varsity letters in swimming and diving at the University of the Pacific in Stockton and later distinguished himself as an amateur golfer. Spanos was the first person ever to be on the winning team in both the Bob Hope Desert Classic in Palm Desert (1977) and the Bob Hope British Pro-Am (1980).

Alex and his wife, Faye, are celebrating 58 years of marriage this year (Aug. 22). The couple has four children—Dean, Dea (Mrs. Ron Berberian), Alexis (Mrs. Barry Ruhl), and Michael—and 15 grandchildren. They maintain residences in Stockton and Palm Springs, California, and Tarpon Springs, Florida.



In 2003, Spanos pledged \$8 million to renovate the football stadium at Cal Poly-San Luis Obispo. Last November, the school formally dedicated Alex G. Spanos Stadium.

Photo: Cal Poly-SLO

OWNERSHIP, COACHING & ADMINISTRATION





DEAN A. SPANOS

President — Chief Executive Officer

In 1994, Alex Spanos appointed his son, Dean, as President and Chief Executive Officer of the San Diego Chargers. That season turned out to be one of the most memorable in Chargers' history as the team advanced to Super Bowl XXIX.

Under Dean's leadership and astute business acumen, the Chargers have reclaimed the mantle as one of the elite teams in the NFL.

The past three seasons have seen the Chargers win 35 games, two AFC West titles and enjoy 21 consecutive sellouts at Qualcomm Stadium.

Spanos has overseen the effort and provided the resources to keep the young and talented roster intact. As of June 2007, 28 of the team's key veterans had been signed or re-signed to new contracts through at least the 2009 season. This continuity, combined with one of the League's youngest and most talented rosters — including 11 players coming off Pro Bowl seasons — points to a bright and winning future for the team.

Dean has spearheaded the efforts to make Chargers fans enjoyment among the best in the NFL, as last year the Chargers were named the League's most fan-friendly team by FansVoice.com.

Spanos' personal relationship with San Diego has played a key role in the team's success. Dean and the Spanos family are recognized as one of pro football's most philanthropic families and one of Southern California's most active and caring contributors. His unending financial and emotional support of youth sports and education is unmatched in San Diego.

Spanos' commitment to San Diego and the team is clear. He has dedicated millions of dollars to develop a plan to give San Diegans a modern football-only stadium and secure a home for their football team. His leadership of the team and passion for San Diego is undeniable. The reason for this heartfelt bond is clear: Dean has proudly called San Diego home since the day he moved his family to the area in 1984.

DUAL PRESIDENCIES

Spanos takes an active role in every aspect of the football team as well as all Spanos corporate entities. He oversees all business and football operations of the Chargers. He also plays a prominent role in league affairs, serving on the NFL's Business Ventures,

International and Legislative Committees.

After his father purchased majority interest in the team on August 1, 1984, Dean became the man behind the scenes for the Chargers while serving as president of all Spanos corporate entities and vice chairman of the AGS Financial Corporation. For 34 years, Dean has been working alongside his father in apartment construction and land development in the family-owned business. He shares the responsibility with his brother, Michael, for all construction operations nationwide and all financial matters relating to the acquisition and development of projects for the Spanos organization.

CONTINUES TRADITION OF GIVING

In addition to running the football organization, Dean has continued the long-standing tradition of community service and support made famous by the Spanos family and the Chargers.

In March 2000, he announced the creation of Chargers Champions, an education and fitness initiative benefiting San Diego County students and schools. Since its inception, 159 outstanding high school juniors have been selected for their outstanding leadership and awarded \$7,000 tuition scholarships and laptop computers. Chargers Champions also makes a strong commitment to improving the health of the County's children by providing grants up to \$75,000 for physical fitness improvements on school campuses. This commitment of more than \$400,000 annually in educational scholarships and grants — exceeding \$3 million over the past eight years-is unmatched in San Diego.

To date, Spanos' Chargers Champions brainchild has provided funding for nearly 50 health and fitness projects in local schools, including 17 weight rooms/fitness centers, seven outdoor playing fields/tracks, eight fitness trails and a myriad of other projects and programs dedicated to improving the health of San Diego's kids.

Local students received a giant boost in 2000 when the Spanos family and Chargers Community Foundation supplied the initial funding to organize the first-ever freshman football and girls volleyball programs in the 16 San Diego City high schools. This major public-private partnership provides more than 1,000 extracurricular opportunities annually for students.

Youth football in San Diego has known no greater champion than Spanos and the Chargers. Most recently, Spanos' financial support made possible the creation of a new Challenger Division for San Diego's

THAN NEVER



Palomar Pop Warner League.

Dean also is a strong supporter of San Diego's Police, Fire and Sheriff's departments, providing more than \$600,000 in grants and direct assistance in just the last few years. Thanks to Dean's generosity, critical communications centers have been upgraded and new horse patrol trailers and mobile command units for the Police department have been purchased. Wildfire fighting gear has been purchased as has other fire fighting equipment for local agencies. In response to the increase of child abduction cases, Dean hosted and paid for critical law enforcement training classes for the Sheriff's department.

Dean continues to be a major force in the San Diego business and civic communities. He is a major contributor to Children's Hospital, Boys & Girls Clubs of Greater San Diego, Star/Pal, Huntington's Disease Society of America, San Diego State University Campanile Foundation, University of San Diego and the San Diego Police Foundation.

Another huge economic benefit to the community came in 1998 when Dean and Alex Spanos secured Super Bowl XXXVII for the City of San Diego. It marked the second time in five years that the City of San Diego enjoyed the huge financial windfall from hosting a Super Bowl. Super Bowl XXXVII in January 2003 brought more than \$300 million to the San Diego economy.

COMMUNITY HONORS

Community honors come frequently to Dean and his wife, Susie. Just this year, the local Salvation Army named them as their Most Valuable Philanthropists.

A year ago Spanos was honored with an appointment by President George W. Bush to be a Member of the Board of Trustees of the John F. Kennedy Center for the Performing Arts.

"I am honored that President Bush has entrusted this position to me," Spanos said. "I look forward to playing a role in supporting the nation's most prestigious arts center."

Dean had the unique distinction of being a second-generation recipient of the renowned Ellis Island Medal of Honor in 2002, 16 years after his father was similarly honored. He was also inducted into the DeMolay International Alumni Hall of Fame in 2002. DeMolay International is an organization dedicated to preparing young men to lead successful and productive lives.

Also in 2006, Dean was the honored recipient of the Golden Achievement Award from the Boys & Girls Clubs of San Diego. This recognition was given for Dean's contributions to the Boys & Girls Clubs as well as the San Diego community. Junior Achievement of San Diego also honored Dean that year for his community leadership and specifically for his support of youth education initiatives by inducting him into its Hall of Fame.

The Chargers, under Dean's guidance, were awarded the 2007 Pop Warner NFL Team of the Year

in recognition of their on-going support of youth football. The Warner Award, the top honor of the national Pop Warner football organization was bestowed upon Dean for his commitment to youth football and its Little Scholars education initiative in 2005. The San Diego Chapter of the National Football Foundation also has presented Dean with its highest honor, the Distinguished American Award, and in '04, presented him with the Cota Award for community philanthropy and the support of law enforcement. In 2001, the San Diego Hall of Champions Sports Museum presented Dean and Susie with their Community Champions Award, the Hall's most distinguished award. The couple received the Harold Leventhal Community Service Award in 2003, the top award of the Huntington's Disease Society of America, presented by the national board for their generosity.

MORE THAN A BUSINESSMAN

An avid golfer since his college years, Dean has been on the winning team in five Pro-Am tournaments, including back-to-back wins in 1990 at the Bob Hope Chrysler Classic and the AT&T National Pro-Am at Pebble Beach with partner Hubert Green. He successfully defended his title at the Hope Classic in 1991. Spanos' first win came with Green at the 1985 Bing Crosby Pro-Am at Pebble Beach, where Dean was awarded the "Most Valuable Amateur" trophy for supplying the most help to his professional partner. Later that year, his second win came in the 1985 Senior Players Reunion Pro-Am in Dallas, where he teamed with Billy Casper.

Dean Alexander Spanos was born in Stockton, California. He earned varsity letters in football and golf at Lincoln High School in Stockton. Dean received the Lincoln High Hall of Fame Award, which honors alumni whose contributions and accomplishments are representative of the school. He was recognized for his achievements in the areas of business and athletics. Dean continued his golfing career at the University of the Pacific in Stockton, California. He graduated in 1972 with a degree in business administration. He maintains close ties with his alma mater, having served as a regent at the University.

Susie received one of San Diego's most prestigious awards in 2001 when she was honored as a "Woman of Dedication" by the Salvation Army. She also has been named the Woman of the Year by the San Diego Leukemia Society for her philanthropic work in the community. Susie is active in and on the board of many charitable organizations in San Diego, including the Campanile Foundation at San Diego State University and the San Diego Women's Foundation. She is an advisory member of Las Patronas. Susie has been a driving force in supporting the San Diego Blood Bank and its umbilical cord blood program, helping the Chargers' annual blood drive become one of the most successful in the nation.

Son Alexander Gus (A.G.) is the Chargers' director of marketing programs and business development.



He is a graduate of the business school at the University of Southern California. Prior to joining the Chargers full-time, he worked in the NFL Europe office in London and at the NFL office in New York. As a freshman, A.G. attended Tufts University in Medford, Mass., where he was a member of the football team. In high school, he earned six varsity letters as a two-sport athlete (basketball and football) at La Jolla Country Day School.

Son John Dean is the team's assistant director of college scouting. Previously he was a pro and college

scout for the team and has worked in the organization-mostly in the football personnel department-for 10 years. He graduated from Wake Forest University with a degree in business in 2002. He also interned one summer and later worked one year at the NFL Management Council's office in New York. While at The Bishop's School in La Jolla, John earned nine varsity letters in a variety of sports, including football, basketball and golf, and played on three championship teams.

EXECUTIVE STAFF



CHERI PEDERSEN
Executive Assistant
to the President



ALISON PELLEGRIN
Executive Assistant



Dean with NBC Sunday Night Football commentator Al Michaels and Pro Bowl long snapper David Binn before the Chargers' game at Invesco Field in Denver last November. Photo: Mike Nowak





MICHAEL A. SPANOS

Executive Vice President

Michael A. Spanos, 47, became executive vice president of the Chargers in 1995. In that capacity, he assists in the financial and management matters pertaining to the team. Michael joins his father, Owner Alex Spanos, and brother, President-CEO Dean Spanos, in steering the direction of the organization.

As executive vice president of the A.G. Spanos Companies, Michael is responsible for the construction and development activities of the organization around the country. He monitors and oversees the office divisions in the states where the company builds and develops. His responsibilities also extend to the areas of property management, land acquisition,

as well as to the preparation of all plans for any future direction and growth of the company's construction and land development activities. From the company headquarters in Stockton, Michael travels regularly across the country to monitor and manage building projects in several states.

Born in Stockton, California in 1959, he attended Lincoln High School and graduated from the University of the Pacific, where he earned a bachelor's degree in business administration. In 1989, Michael was appointed to the Board of Regents at the University of the Pacific, where he served for five years. He has also served as a trustee on the Board of Dameron Hospital where he represented his family's interest in quality health services. Michael continues to contribute both his time and resources to the development of several projects involving youth sports and education. He and his wife, Helen, reside with their five children in Stockton, California.



Dean (left), Alex (center) and Michael Spanos (right) before the Chargers-Browns game last November.

Photo: Mike Nowak

OWNERSHIP, COACHING & ADMINISTRATION

ets makes Point
SPORT
BETTER LT T
SPORTS
HATS OFF
Forward pr
SPORTS
DAILY JUN



MARK FABIANI

Special Counsel to the President

Mark Fabiani joined the Chargers as Special Counsel to the President in April 2002. In his role with the club, Fabiani's primary function is to work with the greater San Diego community to explore opportunities for a new state-of-the-art football stadium in the San Diego region.

Since joining the Chargers, Fabiani and his La Jolla-based firm, Fabiani & Lehane LLC, has taken the lead in working with taxpayers and fans to create a publicly-acceptable solution to the stadium issue. He also has managed the grassroots effort to solicit ideas from the community.

In 2000, Fabiani served as the deputy campaign manager for communications and strategy for former Vice President Al Gore's presidential campaign—the closest presidential election in modern history. Fabiani was responsible for coordinating the campaign's communications and media strategies and tactics, including for the Vice President's post-election Florida vote count effort. Fabiani also served as the campaign's chief spokesperson, appearing daily on national television broadcasts.

Prior to serving under Gore, Fabiani held the position of special counsel to President Bill Clinton from 1994 through the '96 presidential campaign. Fabiani provided legal, communications and political counsel to the President and First Lady of the United States on allegations and investigations of White-water and other related matters. As part of his duties

Fabiani produced and communicated the legal, legislative, and political responses to inquiries from the media, Capitol Hill and investigative agencies. In this role, Fabiani also served as the White House's principle spokesperson before the national media, appearing regularly on major news shows.

Fabiani's experience with complex problem resolution also includes four years of service as deputy mayor of Los Angeles and chief of staff to Los Angeles Mayor Tom Bradley. In that post, Fabiani managed political strategy, media relations, policy analysis and an executive staff of 129 for the mayor. Fabiani directed day-to-day interaction between the mayor's office and the media, general managers of city departments, the City Council, and the city's principle private sector companies and public sector institutions.

Fabiani, who graduated cum laude from Harvard Law School in 1982, also has served in senior positions at the United States Department of Justice and the Department of Housing and Urban Development. As a deputy assistant attorney general at the Justice Department, Fabiani was responsible for policy development for the Attorney General. As deputy assistant secretary at HUD, Fabiani implemented the federal government's Empowerment Zone Initiative for urban revitalization.

Fabiani's firm, Fabiani & Lehane LLC, provides strategic advice and tactical execution to companies and individuals facing complex financial, marketing, communications and legal challenges.

Fabiani was born in Ellwood City, Pennsylvania. He earned a bachelor's degree in philosophy from the University of Redlands. Mark and his family have resided in the San Diego area since 1996.





A.J. SMITH

Executive Vice President—General Manager

23rd NFL Season, 9th with Chargers

Chargers General Manager A.J. Smith has assembled one of the NFL's most talented rosters. Named by Forbes Magazine as the NFL's top general manager in 2006, Smith has overseen a renaissance in San Diego as the Chargers have won the AFC West two of the last three years. The team's 35 wins during that stretch, including a franchise-record 14 in '06, ranks third in the league behind only Indianapolis and New England.

Smith has stockpiled a roster full of Pro Bowlers, including a team-record 11 in 2006. Eight of those Pro Bowlers are Chargers because of Smith's handiwork, including draftees Shawne Merriman, Nick Hardwick, Marcus McNeill and Nate Kaeding; undrafted free agents Antonio Gates and Kassim Osgood; veteran free agent Lorenzo Neal, and Philip Rivers, who was acquired in a blockbuster 2004 draft-day trade. In the trade, Smith selected quarterback Eli Manning with the first overall pick and traded him to the New York Giants for Rivers, draft picks used to select Merriman and Kaeding, and an additional fifth-round pick that Smith later traded to Tampa Bay to acquire tackle Roman Oben. Merriman (2006-07), Gates (2005-07) and Neal (2006-07) have all been to multiple Pro Bowls with the Chargers.

In addition to his selection as the magazine's top NFL general manager, Forbes ranked Smith fourth overall among his counterparts in the four major professional sports leagues in the United States and Canada (NFL, NBA, NHL and MLB).

One of the keys to Smith's success in San Diego has been continuity. Under his watch and heading into the 2007 season, the Chargers have re-worked the contracts of 31 veteran players, including 28 of whom are under contract through at least the 2009 season. Of the Chargers' 24 projected starters coming into '07, including kicker and punter, Smith has all but one, cornerback Drayton Florence, under contract through 2008 or beyond.

Smith took the reins of the Chargers on April 11, 2003 after his close friend and longtime associate John Butler lost a lengthy battle with cancer.

He quickly earned a reputation as one of the NFL's top evaluators of young talent. Just one full year into the job, Smith was named the NFL's 2004 Executive of the Year by Pro Football Weekly, the Professional Football Writers of America (PFWA), FoxSports.com

and CBS Sportsline.com.

Smith has made his mark through the NFL Draft, selecting at least one player each year who has gone on to earn a selection to the Pro Bowl during his career. The list includes safety Hanik Milligan, who was selected in the sixth round in 2003 and went to the Pro Bowl as a special teams performer in 2006; center Nick Hardwick and kicker Nate Kaeding, who were both selected in the third round in 2004 and played in the 2007 all-star game; linebacker Shawne Merriman, a first-round pick in 2005 who played in both the 2006 and 2007 Pro Bowls, and tackle Marcus McNeill, a second-round pick in 2006 who was originally selected as an alternate, but ended up being added to the roster and started the 2007 all-star game. Additionally, punter Mike Scifres, drafted in the fifth round in 2003, has been a Pro Bowl alternate the last three seasons, while linebacker Shaun Phillips, a fourth-rounder in '04, and defensive end Luis Castillo, a first-rounder in '05, were both tabbed as alternates for the 2007 Pro Bowl.

Prior to assuming the general manager's role in San Diego, Smith spent the previous 27 years moving methodically through the ranks of professional football. He worked as a part-time scout, full-time scout, assistant director of scouting, director of scouting and assistant general manager before being promoted to executive vice president-general manager of the Chargers.

Indianapolis Colts President Bill Polian: "In football, A.J. has been there and done that with everything there is to do in the game, going back to the USFL days. He is a quintessential football man."

Baltimore Ravens G.M. Ozzie Newsome: "A.J. learned from Bill Polian (Buffalo). He learned from George Allen (USFL). He's been around successful people, so he's learned the right way to do things."

Smith began his second tenure with the Chargers Jan. 18, 2001 as assistant general manager and director of pro personnel. His duties included monitoring NFL transactions, evaluating pro talent, handling tryouts and free agent contracts.

Smith has worked in pro football since 1977, including three years in the United States Football League in the early 1980s. He spent 14 seasons (1987-2000) with the Buffalo Bills, joining the team as an area scout in 1987 before being named assistant director of college scouting in 1989. In 1993, Smith became director of pro personnel.

During his tenure in Buffalo, which are referred to as the "Glory Years" in Bills history, Smith worked closely with Hall of Fame coach Marv Levy as the team's assistant director of college scouting. And

OWNERSHIP, COACHING & ADMINISTRATION



during that time, Buffalo made appearances in Super Bowls XXV, XXVI and XXVII. Smith was promoted to director of pro personnel prior to the Bills' appearance in Super Bowl XXXVIII.

Smith served as the Chargers pro personnel director from 1985-86. He also held scouting positions with the USFL's Chicago Blitz (1982-83) and Pittsburgh Maulers (1984). He began his NFL career in 1977 as a volunteer part-time scout for the New York Giants under the direction of Jim Trimble and moved on to become a part-time scout for the New England Patriots (1978-1980) and Houston Oilers (1981).

Smith made his start in football as an assistant coach at Cranston West High School in Cranston, Rhode Island from 1971-76. He was the head coach of the Rhode Island Kings of the Eastern Football League in 1976 and an assistant coach at the University of Rhode Island in 1978.

Smith was born Feb. 28, 1949 and is a graduate of Bishop Hendricken High School in Warwick, Rhode Island. He was a standout on the football and track teams and was inducted into the school's hall of fame in 2003. Smith earned a degree in health and physical education from Kentucky Wesleyan College in 1971. In June 2005, Smith returned to his alma mater for the dedication and presentation of a plaque in his honor, which hangs in the A.J. Smith Weight Room inside the Woodward Health and Recreation Center.

Smith played semi-pro football as a wide receiver with the Attleboro (Mass.) Kings of the Eastern Football League from 1972-74 and had a tryout with the Washington Redskins in 1974. He was inducted into the American Football Association's Minor/Semi-pro Football Hall of Fame in 1990. Smith

also taught health and physical education in the Providence (R.I.) junior high school system from 1971-1985.

Smith and his wife, Susan, reside in Sorrento Valley. They have a daughter, Andrea, and a son, Kyle. Andrea graduated Cum Laude from Cortland State (N.Y.) with a degree in sports management. She was an honorable mention All-America in volleyball, as well as a conference and team MVP. Andrea now lives in Los Angeles and is the account manager of premium seating services for Anschutz Entertainment Group (AEG). She spent the last two years as the community relations coordinator for the Los Angeles Sparks of the WNBA.

Kyle had an outstanding football career at Youngstown State. He was a wide receiver and punt returner who set a school record with a reception in 30 consecutive games. He also ranked ninth in school history with 101 career catches; 11th with 1,536 receiving yards and third with 56 punt returns and 377 punt return yards. As a senior, he was a team captain and selected as the team's Most Valuable Player. After his senior season, Kyle was invited to participate in the 2006 Hula Bowl all-star game in Hawaii. After the 2006 NFL Draft, he signed a free agent contract with the Minnesota Vikings. Kyle was waived by the Vikings in July, and in January 2007, he signed a free agent contract with the Tampa Bay Buccaneers. Tampa Bay allocated Kyle to NFL Europa, where he played for the Berlin Thunder as a wide receiver and punt returner. He was the team's leading punt return man with seven returns for 59 yards (8.4 avg.) with a long of 25 yards.

A.J. Smith's Experience


2003-07	—	Executive Vice President—General Manager, San Diego Chargers
2001-02	—	Assistant General Manager—Director of Pro Personnel, San Diego Chargers
1993-00	—	Director of Pro Personnel, Buffalo Bills
1989-92	—	Assistant Director of College Scouting, Buffalo Bills
1987-88	—	Area Scout, Buffalo Bills
1985-86	—	Pro Personnel Director, San Diego Chargers
1984	—	Scout, Pittsburgh Maulers (USFL)
1982-83	—	Scout, Chicago Blitz (USFL)
1981	—	Part-Time Scout, Houston Oilers
1978-80	—	Part-Time Scout, New England Patriots
1978	—	Assistant Coach, University of Rhode Island
1971-76	—	Assistant Coach, Cranston West High School
1977	—	Part-Time Scout, New York Giants
1976	—	Head Coach, Rhode Island Kings (EFL)
1971-76	—	Assistant Coach, Cranston West High School

THAN NEVER



LLE JU





ED MCGUIRE

Executive Vice President of Football Operations

20th NFL Season, 10th with Chargers

After seven seasons as the Chargers' vice president of football operations, Ed McGuire was promoted to executive vice president of football operations in 2007.

McGuire is in charge of all football operations for the Chargers. He oversees player contract negotiations as well as the day-to-day business and administrative operations of the scouting department, coaching department, equipment and video departments, training staff, and strength and conditioning staff.

McGuire joined the Chargers in 1998 as coordinator of football operations where he oversaw the day-to-day operations of the player personnel department and handled player contract negotiations. He also monitored the players' payroll in regards to the NFL's salary cap.

McGuire served as the senior manager of labor

operations for the NFL's Management Council from 1996-98. Prior to that, he was the league's manager of player personnel from 1991-96. He originally joined the NFL in 1987 as a player personnel analyst. Before coming to the NFL, McGuire worked in the personnel department for the United States Football League from 1984-86.

During his tenure in the league office, McGuire became a leading expert on the NFL's salary cap and Collective Bargaining Agreement, created in 1993 between the NFL and the NFL Players' Association.

"Ed's low-key personality belies one of the NFL's bright young minds," said NFL Executive Vice President of Labor Relations Harold Henderson. "He helped develop and administer the intricate details of the Collective Bargaining Agreement and the salary cap. The Chargers are fortunate to have Ed."

Born in Riverhead, New York, McGuire graduated with a degree in athletic administration in 1984 from St. John's University in Jamaica, New York. He played football and baseball at Riverhead High School.

McGuire and his wife, Jane, have two children, son Kevin and daughter Shannon, and reside in Rancho Bernardo.

Ed McGuire's Experience

- 2007 — Executive Vice President of Football Operations, San Diego Chargers
- 2000-06 — Vice President of Football Operations, San Diego Chargers
- 1998-00 — Coordinator of Football Operations, San Diego Chargers
- 1996-98 — Senior Manager of Labor Operations, National Football League
- 1991-96 — Manager of Player Personnel, National Football League
- 1987-91 — Player Personnel Analyst, National Football League
- 1984-86 — Player Personnel Assistant, United States Football League

OWNERSHIP, COACHING & ADMINISTRATION





BUDDY NIX

Assistant General Manager—Director of Player Personnel
15th NFL Season, 7th with Chargers

Buddy Nix was promoted to assistant general manager — director of player personnel on June 2, 2003. Nix previously held the title of director of player personnel for the 2001-02 seasons. He oversees both the pro and college scouting departments, and assists A.J. Smith with all personnel matters.

Nix has evaluated NFL and college talent for 15 years. He spent eight seasons (1993-2000) as a scout with the Buffalo Bills, where he worked with Smith and former General Manager John Butler.

From 1984-1992, Nix was the head football coach at the University of Tennessee at Chattanooga. Prior to his nine seasons at UTC, Nix's collegiate career included stops as an assistant coach at Louisiana

State (1981-83), Auburn (1976-1980), Southern Mississippi (1972-75), Livingston (1970-71) and Carson Newman (1969). In 1971, Livingston won the Division II National Championship. Nix was the defensive coordinator on the Tigers' staff.

Nix's coaching career began in 1961 as a graduate assistant at the University of Alabama. That year the Crimson Tide finished 11-0 and defeated Arkansas in the Sugar Bowl en route to a national championship. Nix later held coaching positions at Anniston (1962-64) and Eufaula (1964-67) High Schools in Alabama, and Jonesboro High School (1967-69) in Georgia.

Nix was born in Carbon Hill, Alabama. He attended Talladega High School and played linebacker and fullback at Livingston University. In 1983, Nix was inducted into Livingston's Hall of Fame. Buddy and wife Diann have three children, Steve, Stan and Stacey. They have residences in San Diego and Chattanooga, Tennessee.

Buddy Nix's Experience

2003-07	—	Assistant General Manager-Director of Player Personnel, San Diego Chargers
2001-02	—	Director of Player Personnel, San Diego Chargers
1993-00	—	Area Scout, Buffalo Bills
1984-92	—	Head Coach, University of Tennessee at Chattanooga
1981-83	—	Offensive Line, Defensive Coordinator, Louisiana State University
1976-80	—	Secondary, Defensive Line, Linebackers, Auburn University
1972-75	—	Linebackers, Defensive Coordinator, Southern Mississippi
1970-71	—	Defensive Coordinator, Livingston University
1969	—	Secondary, Carson-Newman College
1967-69	—	Head Coach, Jonesboro High School
1964-67	—	Head Coach, Eufala High School
1962-64	—	Assistant Coach, Athletic Director, Anniston High School
1961-62	—	Graduate Assistant, University of Alabama



NORV TURNER

Head Coach

23rd NFL Season, 2nd with Chargers

February 19, 2007 marked a new beginning in Chargers football when President Dean Spanos introduced Norv Turner as the new head coach of the San Diego Chargers. Turner is the 14th head coach to serve in the 48-year history of the franchise.

Known as an offensive mastermind, Turner was the team's offensive coordinator in 2001 and installed the same offense that the team currently runs. He inherits a squad that has won two of the last three AFC West titles, and in the process of doing so in 2006, set team records for wins (14) and points (492) in a season.

A two-time Super Bowl Champion as the offensive coordinator for the Dallas Cowboys, Turner's most recent assignment was in San Francisco where he was credited with the development of 49ers quarterback Alex Smith. Last season, Smith posted a passer rating of 74.8 after passing for 2,890 yards and 16 touchdowns while completing 58 percent of his attempts. As a rookie in 2005 prior to Turner's arrival, Smith passed for just 875 yards, throwing only one touchdown pass and 11 interceptions for a rating of only 40.8. Smith's 34-point increase in his passer rating from his rookie season to the next is the greatest in NFL history, bettering the previous mark of 33.6 points by Bert Jones of the Baltimore Colts from his rookie season of 1973 to '74.

Turner also breathed life into the 49ers' running game as second-year back Frank Gore had a breakout season in 2006. Gore was selected to play in the Pro Bowl after leading the NFC and ranking third in the NFL with 1,695 yards. He scored eight touchdowns and averaged 5.4 yards per carry, highest among the league's top 20 rushers.

During Turner's first and only season with the Chargers in 2001, he was credited with improving San Diego's offensive ranking 17 spots as the Bolts climbed from 28th to 11th in total offense. The 2001 season was LaDainian Tomlinson's first in the NFL and he finished the year as the runner-up for the Associated Press Offensive Rookie of the Year Award. LT led all NFL rookies with 1,236 yards rushing, 10 touchdowns and 59 catches. With Turner calling the offensive plays, the Chargers finished the 2001 season with a 3,000-yard passer (Doug Flutie); 1,000-yard rusher (Tomlinson), and 1,000-yard receiver (Curtis Conway) for only the second time in

team history.

Turner's 22 years of coaching experience include nine as a head coach — seven for the Washington Redskins (1994-2000) and two with the Oakland Raiders (2004-05). He spent 13 seasons as an NFL assistant coach, including seven as an offensive coordinator with the Dallas Cowboys (1991-93), Chargers (2001), Miami Dolphins (2002-03) and 49ers (2006).

Turner began his NFL coaching career as an assistant with the Los Angeles Rams in 1985. He coached wide receivers from 1985-86 before adding the responsibility of the team's tight ends from 1987-1990. In Los Angeles, Turner tutored under Offensive Coordinator Ernie Zampese, a disciple of the "Air Coryell" offense. Zampese taught Turner the ins and outs of the offensive system made famous by former San Diego Chargers Head Coach Don Coryell.

Turner blossomed into one of the NFL's top offensive coaches during his three seasons in Dallas. Serving under head coach Jimmy Johnson, the Cowboys won back-to-back Super Bowls (XXVII and XXVIII) following the 1992 and '93 seasons. Turner worked with three Hall of Famers in Dallas: quarterback Troy Aikman, running back Emmitt Smith and wide receiver Michael Irvin.

Turner almost single-handedly resurrected Aikman's career in Dallas. In the two seasons before Turner's arrival, Aikman threw 20 touchdown passes while being intercepted a whopping 36 times. In his first season in Turner's offense, Aikman posted the first positive touchdown-to-interception ratio of his career and led the Cowboys to the NFC Divisional Playoff round. Then in 1992, his second year under Turner, Aikman passed for a career-high 3,445 yards with 23 touchdowns and 14 interceptions in leading Dallas to a 13-3 record and its first NFC East title since 1985. Aikman directed three-straight postseason wins and was named the Most Valuable Player in Dallas' 52-17 Super Bowl XXVII win over the Buffalo Bills. The following year, Aikman completed a franchise-record 69.1 percent of his passes, while passing for 3,100 yards with 15 TDs and only six INTs en route to leading the Cowboys to a second-consecutive Super Bowl win over the Bills. When Aikman was enshrined in the Hall of Fame in 2006, he asked Turner to be his presenter.

"He had a tremendous impact on my career," said Aikman. "I think he's an outstanding football coach. I anticipate that he's going to be a great fit for the San Diego Chargers. If you look at Norv over the years and what he's been able to do for quarterbacks and what he's meant to a number of quarterbacks, not just myself, but Brad Johnson and Trent Green just to

OWNERSHIP, COACHING & ADMINISTRATION



name a couple...that's a testament to his abilities. He's also done a heck of a job with some running backs. He has had a number of guys who have had rushing titles. Last year, Frank Gore won the NFC's rushing title. I think it will be business as usual for the Chargers offense."

In addition to Aikman's success, Smith led the NFL in rushing all three years under Turner, and twice, tight end Jay Novacek led all NFL tight ends in receiving.

Catapulting off his success in Dallas, Turner was named the head coach of the Washington Redskins in 1994. It was his first-ever head coaching assignment. He ended up spending seven years in Washington, leading the Redskins to four winning seasons, including a 10-6 NFC East championship season in 1999, their first division title since 1991. Turner's '99 squad beat Detroit in an NFC Wild Card Playoff game before falling to Tampa Bay in the divisional playoff round. Turner finished his career with a record 49-59-1 in Washington. He was released by the Redskins with three games remaining and the team owning a 7-6 mark in 2000.

During his tenure in Washington, Turner was a mentor to two Pro Bowl quarterbacks. In 1996, Gus Frerotte became an all-star after passing for 3,453 yards and 12 touchdowns while leading the Skins to a 9-7 record. In 1999, Brad Johnson earned a Pro Bowl nod after passing for 4,005 yards, just the second 4,000-yard season in club history. Johnson led the NFC in passing yards and threw 24 touchdown passes while leading the 'Skins to an NFC East title. Trent Green, who also played for Turner in Washington in 1998, passed for 3,441 yards that season, giving Norv three different 3,000-yard passers in a four-year stretch.

"Norv is a very hands-on coach," said Johnson. "He'll have the Chargers ready to play on game day. He finds a way to make you better as a player. He's very approachable and he communicates well with players individually and the team as a whole. Norv has a great feel for the game."

After spending the 2001 season with the Chargers, Turner spent two seasons (2002-03) as the assistant head coach/offensive coordinator in Miami. The Dolphins went 9-7 in 2002 and 10-6 in 2003 with Turner calling the plays. Ricky Williams rushed for a combined 3,225 yards and 25 touchdowns in those two seasons for the Dolphins. He posted the two highest single-season rushing totals in team history, racking up 1,853 yards in 2002 and 1,372 yards in 2003.

Turner brought plenty of offensive firepower to the Bay Area during his two years (2004-05) as the head coach of the Chargers' biggest rival, the Raiders. In 2004, Kerry Collins passed for 3,495 yards and 21 touchdowns, while leading receiver Jerry Porter just missed out on a 1,000-yard season as he caught 64 balls for 998 yards and nine scores. In 2005 though, Collins was part of a unique trio as he, Randy Moss and LaMont Jordan accounted for 3,000 yards passing, 1,000 yards receiving and 1,000 yards rushing. Collins

passed for 3,759 yards and 20 TDs, while Moss led the team with 1,005 yards and eight touchdowns, and Jordan rushed for a team-high 1,025 yards and nine scores. Porter just missed out again on a 1,000-yard season, as he accumulated 942 yards and five scores while leading the team with 76 catches.

Turner was born in the Bay Area suburb of Martinez, California, the same city that produced baseball legend Joe DiMaggio. Turner grew up the middle of five children, all of whom were raised by his mother, Vicky, a single parent. Vicky battled multiple sclerosis, spending the latter years of her life in a wheelchair before her passing in 1989. Vicky steered her sons into sports. Norv's younger brother, Ron, followed in his footsteps, excelling on the collegiate gridiron before entering the coaching profession. Ron is now the offensive coordinator for the Chicago Bears.

In his own playing days, Turner played quarterback and safety as a prep at Alhambra High School in Martinez. He earned a scholarship to the University of Oregon, earning three varsity letters (1972-74) as quarterback for the Ducks. Turner spent two of his seasons in Eugene playing behind former Charger and NFL Hall of Fame QB Dan Fouts and two of the assistant coaches on Oregon's staff included future NFL coaches John Robinson and George Siefert. In a precursor to the rest of his career, Turner graduated from Oregon in 1975 and spent the following season as a graduate assistant with the Ducks.

In 1976, Turner moved on to the University of Southern California where he spent the next nine seasons as the Trojans' wide receivers coach (1976-79), defensive backs coach (1980), quarterbacks coach (1981-83) and offensive coordinator (1984). In 1980, Turner tutored what is regarded by many as one of the finest defensive backfields in college football history. It included safeties Ronnie Lott and Dennis Smith, both of whom went on to become NFL first-round draft choices in 1981. Also playing in that backfield was Tennessee Titans Head Coach Jeff Fisher, who was selected in the seventh round of the '81 draft. During Turner's nine-year tenure at USC, the Trojans played in four Rose Bowls, winning all four. One of those was a win over Michigan after the 1978 season that capped a 12-1 season and gave Southern Cal the national championship.

Turner and his wife, Nancy, have three children — Scott, Stephanie and Drew.

THAN NEVER



Continued next page



Norv Turner's Coaching Experience

2007	—	Head Coach, San Diego Chargers
2006	—	Offensive Coordinator, San Francisco 49ers
2004-05	—	Head Coach, Oakland Raiders
2002-03	—	Offensive Coordinator, Miami Dolphins
2001	—	Offensive Coordinator, San Diego Chargers
1994-00	—	Head Coach, Washington Redskins
1991-93	—	Offensive Coordinator, Dallas Cowboys
1987-90	—	Wide Receivers and Tight Ends, Los Angeles Rams
1985-86	—	Wide Receivers, Los Angeles Rams
1984	—	Offensive Coordinator, University of Southern California
1981-83	—	Quarterbacks, University of Southern California
1980	—	Defensive Backs, University of Southern California
1976-79	—	Wide Receivers, University of Southern California
1975	—	Graduate Assistant, University of Oregon

Norv Turner's Regular-Season Record as an NFL Head Coach

Year	Team	Div. Finish	W	L	T	Pct.
1994	Washington	Fifth	3	13	0	.188
1995	Washington	Third	6	10	0	.375
1996	Washington	Third	9	7	0	.563
1997	Washington	Second	8	7	1	.531
1998	Washington	Fourth	6	10	0	.375
1999	Washington	First	10	6	0	.625
2000	Washington*	Third	7	6	0	.538
2004	Oakland	Fourth	5	11	0	.313
2005	Oakland	Fourth	4	12	0	.250
Career Record			58	82	1	.415
Record w/ Washington			49	59	1	.454
Record w/ Oakland			9	23	0	.281

*Turner was replaced in Washington after 13 games in 2000

Norv Turner's Postseason Record as an NFL Head Coach

Year	Team	W	L	T	Pct.
1999	Washington	1	1	0	.500

EXECUTIVE STAFF



MARGIE SMITH
Assistant to the
Head Coach



NICOLE FALLS
Administrative Assistant

OWNERSHIP, COACHING
& ADMINISTRATION



ASSISTANT COACHES



CLARENCE SHELMON

Offensive Coordinator

17th NFL Season, 6th with Chargers

After spending 16 seasons fostering a reputation as one of the NFL's top running backs coaches, in 2007 Shelmon was promoted to offensive coordinator for the first time in his career. Shelmon will work hand-in-hand with Head Coach Norv Turner to oversee one of the NFL's most-prolific offenses.

In his last season as running backs coach, Shelmon had a front row seat to witness history. His star pupil and future Hall of Famer, LaDainian Tomlinson, was named the League's Most Valuable Player and Offensive Player of the Year. Tomlinson won the NFL's rushing title with 1,815 yards and set NFL records for rushing touchdowns (28), total touchdowns (31) and points in a season (186), while racking up 2,323 total yards from scrimmage, the sixth-most in a season in NFL history.

Toward the end of his record-breaking season, Tomlinson was selected to his fourth Pro Bowl, giving Shelmon 10 Pro Bowl rushers in 16 seasons coaching running backs. And for the second year in a row, Tomlinson was joined in Hawaii by another Shelmon pupil, fullback Lorenzo Neal. Tomlinson earned all four of his Pro Bowl selections while playing for Shelmon.

As running backs coach, Shelmon took the Chargers running game to new heights. In each of his five seasons coaching the position, the Chargers rushed for at least 2,000 yards, capped off by a team-record 2,578-yard season in 2006. It marked the fifth year in a row that the Bolts had eclipsed the 2,000-yard mark, the longest streak in team history and tied with the Denver Broncos for the longest active streak in the league.

Shelmon's unique coaching techniques as running backs coach included a ball-control drill that involves running to three different cones with a football

attached to a giant bungee cord.

Prior to his arrival in San Diego, Shelmon spent four seasons (1998-2001) as the running backs coach for the Dallas Cowboys, where he worked with Emmitt Smith, the NFL's all-time leading rusher and a future Hall of Famer. Smith played in Pro Bowls following the 1998 and '99 seasons. Under Shelmon's watch, Smith accumulated 4,953 yards and in 2002 became the NFL's all-time leading rusher, moving past the legendary Walter Payton. Smith rushed for 1,000 yards or more in each of his four seasons under Shelmon.

Shelmon was the running backs coach for the Seattle Seahawks from 1992-97. During that time, the Seahawks finished among the NFL's top five in rushing four out of six seasons. Shelmon helped running back Chris Warren, the Seahawks' all-time leading rusher, become a four-time 1,000-yard rusher (1992-95) and earn three trips to the Pro Bowl.

Shelmon began his NFL coaching career in 1991 as the running backs coach for the Los Angeles Rams.

He made the jump to the NFL coaching ranks after spending four seasons as an assistant coach at the University of Southern California. During Shelmon's tenure, the Trojans made three consecutive Rose Bowl appearances including a victory over Michigan in 1990.


Shelmon was born in Bossier City, Louisiana. He graduated from Airline High School and played collegiately at the University of Houston. He lettered twice as a running back. Shelmon graduated from Houston with a bachelor's degree in education. He also attended Long Island University where he worked toward a master's degree in guidance and counseling.

In 1999 Shelmon and his wife, Nancy, created a foundation in memory of his mother, Ruby Shelmon. The foundation annually helps fund the college education of two high school seniors from his hometown.

Continued next page

Clarence Shelmon's Coaching Experience

2007	—	Offensive Coordinator, San Diego Chargers
2002-06	—	Running Backs, San Diego Chargers
1998-01	—	Running Backs, Dallas Cowboys
1992-97	—	Running Backs, Seattle Seahawks
1991	—	Running Backs, Los Angeles Rams
1989-90	—	Running Game Coordinator, University of Southern California
1987-88	—	Running Backs, University of Southern California
1984-86	—	Running Backs, University of Arizona
1981-83	—	Running Backs, Indiana University
1978-1980	—	Running Backs and Tight Ends, Army
1975-76	—	Graduate Assistant, University of Houston



TED COTTRELL

Defensive Coordinator

24th NFL Season, 6th with Chargers

On the same day that the Chargers hired Norv Turner as the team's new head coach, Turner hired his first assistant when he tabbed veteran NFL defensive coach Ted Cottrell to take over as the Chargers' defensive coordinator.

Cottrell has logged 22 seasons in the NFL as a defensive coordinator, assistant head coach, linebackers coach and defensive line coach. He's a proven teacher and leader of winning defenses whose background includes a strong foundation in the 3-4 attacking-style defense that helped the Chargers lead the NFL in sacks in 2006. During his career as a defensive coordinator, seven players who have played under Cottrell have recorded seasons with 10-or-more sacks and 10 different players have been selected to play in a total of 16 Pro Bowls.

In San Diego, Cottrell takes over for Wade Phillips, who left Southern California to become the head coach for the Dallas Cowboys. Cottrell and Phillips spent six seasons together in Buffalo from 1995-2000. While Phillips served as the Bills' defensive coordinator from 1995-97, Cottrell coached linebackers, and when Phillips took over as head coach from 1998-2000, Cottrell was the man he chose to fill his boots as defensive coordinator. Their defensive systems are essentially one and the same.

Cottrell's most successful seasons came during his six-year run in Buffalo. The Bills posted a 55-41 record, won three AFC East titles and made four trips to the playoffs. In 1995, his first season in Buffalo, linebacker Bryce Paup led the league with 17.5 sacks and was named the NFL's Defensive Player of the Year.

During Cottrell's three seasons as defensive coordinator, Buffalo finished no worse than sixth in the league in total defense. They ranked sixth in 1999 and third in 2000. In 1999, the Bills led the league in total defense, allowing just 252.8 yards per game.

In 2001, Cottrell left Western New York and headed east to join the New York Jets as assistant head coach and defensive coordinator. Although the Jets operated out of the "Tampa 2" 4-3 scheme favored by Head Coach Herman Edwards, New York finished Cottrell's first season ranked second in the league with 39 takeaways and earned a Wild Card playoff berth. A year later in 2002, the Jets started the season 1-4, but their opportunistic defense sparked a turnaround that saw New York return to the playoffs.

In his last coaching stop before coming to San Diego, Cottrell spent two seasons (2004-05) as the defensive coordinator for the Minnesota Vikings. In '05, the Vikings finished fifth in the NFL in takeaways and earned a postseason berth, defeating the Green Bay Packers in a Wild Card contest.

During a year away from coaching in 2006, Cottrell worked at the National Football League offices in New York.

Cottrell enjoyed a four-year professional playing career. He was a seventh-round draft pick of the Atlanta Falcons in 1969 and spent two seasons playing linebacker in Atlanta. He concluded his playing career with a two-year stint with the Canadian Football League's Winnipeg Blue Bombers.

After his playing career ended, Cottrell spent eight years coaching at Rutgers University. In 1981, he landed his first NFL job when Marv Levy hired him to coach linebackers for the Kansas City Chiefs. Cottrell was born in Chester, Pennsylvania. He starred at Delaware Valley College from 1965-68. Ted is married (Kathleen). His son T.J. is a free agent signed by the Chargers in 2007.



Ted Cottrell's Coaching Experience

2007	—	Defensive Coordinator, San Diego Chargers
2004-05	—	Defensive Coordinator, Minnesota Vikings
2001-03	—	Assistant Head Coach and Defensive Coordinator, New York Jets
1998-00	—	Defensive Coordinator, Buffalo Bills
1995-97	—	Linebackers, Buffalo Bills
1994	—	Linebackers, Arizona Cardinals
1990-93	—	Defensive Line, Arizona Cardinals
1986-89	—	Defensive Line, Buffalo Bills
1984-85	—	Defensive Line, New Jersey Generals (USFL)
1983	—	Defensive Coordinator, Rutgers University
1981-82	—	Linebackers, Kansas City Chiefs
1980	—	Defensive Coordinator, Rutgers University
1973-79	—	Defensive Line, Rutgers University

**CLANCY BARONE****Tight Ends**

4th NFL Season, 1st with Chargers

Clancy Barone took over as the Chargers' tight ends coach in 2007. Most recently he was on the Atlanta Falcons' staff where he was the tight ends coach from 2005-06 and the assistant offensive line coach in 2004.

In San Diego he will guide a unit led by three-time Pro Bowl tight end Antonio Gates, who was the Chargers' leading receiver in 2006 with 71 catches, 924 yards and nine touchdowns.

Barone spent the last two seasons in Atlanta tutoring another Pro Bowl tight end, Alge Crumpler, the Falcons' leading receiver in 2006 with 56 catches, 780 yards and eight touchdowns. In 2005, Crumpler led the team with 65 catches, 877 yards and five scores. A big-play weapon in Atlanta's offense, Crumpler's 13 receptions of 20+ yards in 2006 were second in the NFL to Gates' 14.

Barone has 21 years of coaching experience, including 17 at the collegiate level. During his college coaching career, Barone had 27 offensive lineman sign NFL contracts. He coached five Outland Award semi-finalists and three Rimington Award semi-finalists.

With Barone serving as the assistant head coach and offensive coordinator at Texas State University in 2003, the Bobcats ranked seventh in the nation in total offense and set 11 school offensive records.

Prior to his season at Texas State, Barone was the offensive coordinator and offensive line coach at the University of Houston from 2000-2002. In 2002 he was named offensive line coach of the year by the National Offensive Line Coaches Association (NOLCA). The Cougars ranked fifth in the nation in rushing that year and set 17 offensive school records.

Barone was born in San Andreas, California and attended Red Bluff High in Red Bluff, California where he was a four-sport star. He played offensive line at Nevada-Reno and Sacramento State. Clancy and his wife, Rosie, have three children: Gianna, Stefano and Isabella.

Clancy Barone's Coaching Experience

2007	—	Tight Ends, San Diego Chargers
2005-06	—	Tight Ends, Atlanta Falcons
2004	—	Offensive Line, Atlanta Falcons
2003	—	Assistant Head Coach and Offensive Coordinator, Texas State University
2000-02	—	Offensive Line and Offensive Coordinator, University of Houston
1997-99	—	Offensive Line and Offensive Coordinator, University of Wyoming
1994-96	—	Offensive Line, Eastern Illinois University
1993	—	Assistant Offensive Line, Texas A&M University
1991-92	—	Offensive Line, Sacramento State
1987-90	—	Offensive Line, America Rivers College

T THAN NEVER

Than never



Forward progress

Forward progress



LLE JU

LLE JU

LLE JU

LLE JU

LLE JU

LLE JU

LLE JU

LLE JU

LLE JU

LLE JU

LLE JU

LLE JU

LLE JU

LLE JU

LLE JU

LLE JU

LLE JU

LLE JU

LLE JU

LLE JU

LLE JU

LLE JU

LLE JU

LLE JU

LLE JU

LLE JU

LLE JU

LLE JU

LLE JU

LLE JU

LLE JU

LLE JU



BILL BRADLEY

Secondary

16th NFL Season, 1st with Chargers

Secondary Coach Bill Bradley is a former unanimous All-Pro safety for the Philadelphia Eagles who brings a unique blend of experience and enthusiasm to the Chargers. He takes over a talented and promising young unit that ranked 13th in the league in pass defense a year ago.

Bradley is teaming for the third time defensive coordinator Ted Cottrell. He coached defensive backs for the Buffalo Bills (1998-00) and New York Jets (2001-03) when Cottrell coordinated the defense. In Buffalo, Bradley's secondary led the NFL in pass defense in 1999, while ranking 14th in 1998 and fourth in 2000. Buffalo made the playoffs following the 1998 and '99 seasons. During two of Bradley's three seasons in New York, the Jets ranked in the NFL's top 10 in pass defense, finishing seventh in 2001 and 10th in 2003. The Jets made the playoffs as a Wild Card team in 2001 and won AFC East in 2002. In 2003, the Jets' defense held the Indianapolis Colts scoreless in a 41-0 AFC Wild Card victory.

Bradley left the NFL after the 2003 season to return to his native Texas and serve as the defensive coordinator at Baylor University. In 2005, Baylor ranked 13th in the nation in pass efficiency and allowed the fewest total yards, rushing yards and points per game by the Bears since 1995.

A native of Palestine, Texas, Bradley was a high school All-America quarterback and defensive back

who led his team to the 1965 state title and went on to a standout collegiate career as a quarterback and defensive back at the University of Texas. He served as a tri-captain on Texas' 1968 team that finished the season 9-1-1; tied for the Southwest Conference championship; ranked third nationally in the final AP poll and fifth in the season-ending UPI poll, and beat Tennessee, 36-13, in the Cotton Bowl. As a senior in his final game against long-time rival Texas A&M, Bradley set a school single-game record with four interceptions in the Longhorns' 35-14 win over A&M, a mark that still stands as the best-ever by a SWC performer.

Selected in the third round of the 1969 NFL Draft by the Philadelphia Eagles, Bradley went on to earn three All-Pro awards (1971-73) at free safety. In addition, he served as the Eagles' punter and kick returner. Bradley, who led the NFL in interceptions in both 1971 (11) and 1972 (nine), became the first player ever to lead the league in interceptions in consecutive seasons, a feat that has been matched just one time since. Bradley still holds team records for career interception return yardage (536) and the club single-season marks for interceptions and return yardage (11 for 249 in 1971). He shares the team's all-time interception record with Eric Allen (34). Bradley played in 114 NFL games, spending the 1969-76 seasons with the Eagles and the 1977 campaign with both the Minnesota Vikings and St. Louis Cardinals.

Bradley is a member of the Texas High School, the University of Texas and the Philadelphia Eagles Halls of Fame. Bill and his wife, Susan, have two children: Matthew and Carissa.

Bill Bradley's Coaching Experience

- 2007 — Secondary, San Diego Chargers
- 2004-06 — Defensive Coordinator, Baylor University
- 2001-03 — Defensive Backs, New York Jets
- 1998-00 — Defensive Backs, Buffalo Bills
- 1996-97 — Defensive Coordinator, Toronto Argonauts (CFL)
- 1995 — Defensive Coordinator and Secondary, San Antonio Texans (CFL)
- 1994 — Defensive Coordinator and Secondary, Sacramento Gold Miners (CFL)
- 1991-92 — Defensive Backs, San Antonio Riders (WLAFL)
- 1988-90 — Defensive Backs, Calgary Stampeders (CFL)
- 1987 — Assistant Coach, University of Texas
- 1985 — Secondary, Memphis Showboats (USFL)
- 1984 — Secondary, San Antonio Gunslingers (USFL)
- 1983 — Defensive Backs, San Antonio Gunslingers (USFL)

OWNERSHIP, COACHING & ADMINISTRATION





STEVE CROSBY

Special Teams

30th NFL Season, 6th with Chargers

Steve Crosby's troops had a memorable season in 2006. Three of his principle charges were selected to the Pro Bowl, while a fourth was chosen as a Pro Bowl alternate. Kicker Nate Kaeding, long snapper David Binn and cover man Kassim Osgood were rewarded with a trip to Hawaii.

Under Crosby's direction, Kaeding set a team record with 136 points and finished the season ranked second in the NFL for scoring among kickers. He was successful on 26 of 29 field goal attempts and hit all 58 of his PATs. Kaeding ended the 2006 regular season with 129 consecutive PATs, the longest streak in team history. It was fitting that Kaeding treated Crosby to a trip to Hawaii as he was able to witness Kaeding's Pro Bowl game-winning field goal that allowed the AFC to prevail over the NFC, 31-28.

Binn's selection, the first of his career, was perhaps Crosby's most satisfying. Binn, who has a reputation for pinpoint accuracy on his snaps, was selected as the AFC's "needs" player by New England's Bill Belichick, whom Crosby coached with in Cleveland from 1991-95.

Osgood's Pro Bowl selection marked the second year in a row one of Crosby's cover men received an all-star invitation. In 2005, Crosby's leading special teams tackler, Hanik Milligan, was voted to the Pro Bowl.

While punter Mike Scifres has yet to earn a Pro Bowl selection, he's been an alternate in three of his four seasons with the Chargers. In 2006, Scifres averaged 41.9 yards per punt. He landed an NFL-best 35 punts inside the 20 and had only two of his punts go for touchbacks.

Crosby has spent 29 years in the NFL, including three seasons as a player, four as a scout and 22 as a coach. He began his career in professional football as a running back with the New York Giants during the 1974-76 seasons.

Following his retirement, Crosby joined the Miami Dolphins. He served as a scout, coached special teams and linebackers. Crosby was part of the staff that guided Miami to the Super Bowl in 1983.

The veteran coach has also coached for the Atlanta Falcons, New England Patriots, and Cleveland Browns. Crosby is the last coach in the NFL to have two running backs rush for more than 1,000 yards in the same season, which Earnest Byner and Kevin Mack did for Cleveland in 1985.

Crosby was an All-America running back at Fort Hays State in Hays, Kansas. He was twice named to the NAIA All-America team, and he was a three-time all-conference performer before being selected by the Giants in the 17th round of the 1974 NFL Draft. Crosby earned Bachelor's and Master's degrees in physical education from Fort Hays State.

Crosby was born in Great Bend, Kansas and attended Pawnee Rock High School. He and his wife, Lisa, have three children: sons Matthew and Jeffrey and daughter Lauren.

Steve Crosby's Coaching Experience

2002-07	—	Special Teams, San Diego Chargers
1998-01	—	Offensive Coordinator, Wide Receivers, Vanderbilt University
1996-97	—	Scout, Philadelphia Eagles
1995	—	Offensive Coordinator, Quarterbacks, Cleveland Browns
1994	—	Offensive Coordinator, Running Backs, Cleveland Browns
1991-93	—	Running Backs, Cleveland Browns
1990	—	Special Teams and Tight Ends, New England Patriots
1987-89	—	Running Backs, Atlanta Falcons
1986	—	Quarterbacks, Atlanta Falcons
1985	—	Running Backs, Cleveland Browns
1983-84	—	Running Backs and Quarterbacks, Atlanta Falcons
1979-82	—	Special Teams and Linebackers, Miami Dolphins
1977-78	—	Scout, Miami Dolphins



JOHN "JACK" HENRY

Offensive Line

14th NFL Season, 3rd with Chargers

LaDainian Tomlinson's NFL-record 29th touchdown last season will always be special to Offensive Line Coach Jack Henry. The Chargers' entire offensive line gave Henry a standing ovation and, following Tomlinson, he was the second Charger to be hoisted on the linemen's shoulders that day.

Henry, along with fellow line coach Hal Hunter, guided an offensive line that saw center Nick Harwick and rookie tackle Marcus McNeill both earn their first Pro Bowl nods. It's the same line that helped Tomlinson win league MVP honors along with his first NFL rushing title. The unit also allowed only 28 sacks, tied for the eighth fewest in the League.

Henry is in his second term with the Chargers, having coached the offensive line under former coach Bobby Ross in 1996.

The offensive line blossomed in 2006. The team rushed for 506 more yards and 10 more rushing touchdowns than the previous season. The Bolts have eclipsed the 2,000-yard rushing mark each of the last five seasons, tying Denver for the longest active streak in the NFL.

Henry has built a reputation as one of the game's most respected assistant coaches by stressing toughness, assignment responsibility and attention to detail. While with the New Orleans Saints from 2000-2005, running back Deuce McAllister became the first player in club history to post three-straight 1,000-yard seasons (2002-04). Ricky Williams also posted back-to-back 1,000-yard seasons (2000-01) for the Saints, giving the team five-straight 1,000-yard rushers, a first in team history.

In 2003, the offensive front was one of the Saints'

most consistent units despite a host of injuries. The line paved the way for the backs to rush for more than 2,000 yards. McAllister rushed for 100 yards in nine straight games and finished the year with 1,641 yards. In 2003, LeCharles Bentley became the first Saints guard voted to the Pro Bowl since 1987. In 2004, Henry guided Bentley's transformation from guard to center, and Bentley was voted as an alternate for the Pro Bowl. In 2005, Bentley finally got his long-deserved chance to play in Hawaii, starting at center for the NFC in the 2006 Pro Bowl.

In 1997, his first season as the Detroit Lions' offensive line coach, Barry Sanders ran for 2,053 yards and the team ranked second in the NFL in rushing offense. One of his star pupils in Detroit was guard Jeff Hartings, who cracked the starting lineup in his first full NFL season in 1997. Hartings was later voted to two Pro Bowls as a center and he was chosen as a first-alternate four times.

A native of Houston, Pennsylvania, Henry's first coaching job was at Blairsville (Pa.) High School. His first NFL assignment was to tutor the Pittsburgh Steelers' offensive line under Hall of Fame coach Chuck Noll. One of his players in Pittsburgh was center Dermontti Dawson, who played 13 seasons for the Steelers and was a seven-time Pro Bowl selection.

Henry played linebacker at Penn State from 1964-65. He transferred to Indiana University, Pa. and played guard for the Indians from 1967-68. Henry was the captain of the school's famed 1968 Boardwalk Bowl Championship team and graduated in 1969. He returned to his alma mater in 1986, serving as assistant director of athletics, associate head football coach and offensive coordinator. In 1997, he was inducted into the school's athletic hall of fame.

Henry and his wife, Carol, have two children: Chad and Jacqueline. Chad is an area scout for the Detroit Lions.

John "Jack" Henry's Coaching Experience

2006-07	—	Offensive Line, San Diego Chargers
2005	—	Associate Head Coach and Running Game Coordinator, New Orleans Saints
2000-04	—	Offensive Line, New Orleans Saints
1997-99	—	Offensive Line, Detroit Lions
1996	—	Offensive Line, San Diego Chargers
1993-95	—	Offensive Line, University of Pittsburgh
1990-91	—	Offensive Line, Pittsburgh Steelers
1986-89	—	Associate Head Coach and Offensive Coordinator, Indiana University, Pa.
1981-85	—	Offensive Coordinator and Offensive Line, Wake Forest University
1980	—	Offensive Coordinator and Offensive Line, Appalachian State University
1978-79	—	Offensive Line, West Virginia University
1977	—	Offensive Line, Southern Illinois University



1975-76	—	Offensive Coordinator and Offensive Line, Millersville University, Pa.
1974	—	Offensive Line, University of Louisville
1973	—	Offensive Line and Wrestling Coach, Edinboro University
1970	—	Freshman Offensive Line, West Virginia University



HAL HUNTER

Offensive Line

2nd NFL Season, 2nd with Chargers

Hal Hunter began his NFL coaching career in 2006 working alongside veteran offensive line coach Jack Henry. He and Henry were two of the organization's key additions last season. Hunter was instrumental in the development of last season's rookies, particularly Pro Bowl tackle Marcus McNeill. The offensive line helped the team rush for a team record 2,578 yards.

Hunter has a wealth of experience as a college assistant coach. His last coaching job was at the University of North Carolina. During the 2003-04 seasons, the Tar Heels' offense averaged more than 150 rushing yards per game. In 2004, UNC averaged 176.3 yards per game and received an invitation to play in the Continental Tires Bowl.

Hunter was the offensive coordinator at Indiana University from 2000-01. Indiana ranked in the top 20 nationally in total offense during both of Hunter's seasons in Bloomington. Hunter helped tutor former Big Ten Player of the Year and first-team All-America quarterback Antwaan Randle El, who went on to become a second-round pick of the Pittsburgh

Steelers. In 2000, Indiana ranked seventh in the nation in rushing offense and 12th in total offense. In 2001, they ranked fourth in rushing and 19th in total offense.

Prior to his time in Bloomington, Hunter spent five seasons at LSU and was promoted to assistant head coach in 1999. At the end of the '99 season, he became the interim head coach for one game after Gerry DiNardo was released by the school, and he led the Tigers to a 35-10 win over rival Arkansas. One of Hunter's star pupils at LSU was offensive lineman Alan Faneca, who went on to become a first-round pick of the Steelers in 1998.

Hunter was born in Canonsburg, Pennsylvania. He was a Dean's List student at Northwestern, graduating with a 3.6 GPA while earning a degree in communications. He played linebacker for the Wildcats in 1978, but a neck injury ended his playing career. Following the injury, he stayed on with the team, working with the defensive line and serving as a strength coach.

Hunter was born in Canonsburg, Pennsylvania and was a standout football player and wrestler at Belle Vernon (Pa.) High School. Hal and his wife, Tracy, have two sons: Hal IV and Andrew. Hunter's father, Hal Sr., is a retired NFL coach.

Hal Hunter's Coaching Experience

2007	—	Offensive Line, San Diego Chargers
2006	—	Assistant Offensive Line, San Diego Chargers
2002-05	—	Offensive Line, University of North Carolina
2000-01	—	Offensive Coordinator, Indiana University
1999	—	Assistant Head Coach, Louisiana State University
1995-98	—	Offensive Line, Louisiana State University
1994	—	Offensive Line, Vanderbilt University
1991-93	—	Tackles and Tight Ends, Vanderbilt University
1987-90	—	Offensive Line, University of Akron
1986	—	Offensive Line, Indiana University, Pa.
1982	—	Outside Linebackers and Strength Coach, William & Mary
1985	—	Offensive Line, Columbia University
1983-84	—	Offensive Line, University of Pittsburgh



JAMES LOFTON

Wide Receivers

22nd NFL Season, 6th with Chargers

One of the most prolific pass catchers in NFL history and inducted into the Pro Football Hall of Fame in 2003, James Lofton continues to pass along his knowledge of the NFL game to the Chargers' young core of wide receivers.

Lofton's young receivers combined for more than 1,700 yards in 2006. Eric Parker has shown strong development under Lofton's direction, registering 48 receptions for 659 yards last year. Up-and-coming receivers Vincent Jackson and Malcom Floyd are poised to become dominant weapons. Jackson made several big plays during the '06 campaign, most notably a game-winning 37-yard touchdown catch against Seattle in Week 15. In Week 9 against Cincinnati, Floyd had a career-high five catches for 109 yards and a 46-yard touchdown catch that also happened to be the longest catch of Floyd's young career. Lofton will get the chance to cultivate yet another young receiver in Chargers 2007 first-round pick, Craig Davis from LSU.

During an NFL playing career that spanned 16 seasons (1978-1993), Lofton caught 764 passes for 14,004 yards (18.3 avg.) and scored 75 touchdowns. His 764 career receptions rank 19th in league history, while his 14,004 receiving yards is third in NFL annals to only Jerry Rice (22,466) and Tim Brown (14,734). Lofton played in 233 games during his career.

Lofton entered the NFL in 1978 as a first-round draft pick (sixth overall) of the Green Bay Packers. He spent nine seasons (1978-1986) in Green Bay before moving to Los Angeles to play for the Raiders during the 1987-88 seasons. In 1989, Lofton signed with Buffalo, where he spent the next four seasons (1989-1992). In Buffalo, Lofton was part of three AFC Championship teams and played in three Super Bowls following the 1990, '91 and '92 seasons.

In 1993, Lofton played one game for the Los Angeles Rams and nine games with the Philadelphia Eagles before retiring after the season. It was with Philadelphia that Lofton became the first player in NFL history to eclipse 14,000 receiving yards.

Lofton's finest NFL seasons came in 1983 and 1984 with the Packers. In 1983, he caught 58 passes

for 1,300 yards and eight touchdowns, leading the NFL with an average of 22.4 yards per catch. The following year, he caught 62 passes for 1,361 yards and seven scores for an average of 22.0 yards per catch, also tops in the NFL.

Lofton joined the Chargers after spending eight years in broadcasting. He was a studio analyst for CNN's NFL Preview Show, an NFL game analyst for NBC and CBS Radio, and a college football analyst on FOX Sports Net. From 1995-2001, Lofton worked as an analyst for the Carolina Panthers on the team's preseason telecasts.

Lofton was born in Fort Ord, California. He attended George Washington High School in Los Angeles and Stanford University. His career receiving totals at Stanford included 68 catches for 1,216 yards (17.9 avg.). In 1977, he set the school single-season record with 12 touchdown catches. He was a three-year letterman (1975-77) for the Cardinal in football. He also had an outstanding career in track and field at Stanford where he was a four-time All-America selection. In 1978, he won the NCAA Championship in the long jump. Lofton graduated from Stanford in 1978 with a bachelor's degree in industrial engineering.

Lofton has competed in Master's track and field events since 1997. He won the 2003 and 2005 Pacific Association championship in the 400 meters and posted the fastest time in the world in the 300 meters for the 45-49 year old division. In 2002, Lofton won the Western Regional championship in the 400 meters, and in 2001 he captured the long jump championship. Lofton also won the championship in the long jump at the World Master's Games in 1999. His first titles were in 1997 in the 200 and 400 meters, and the long jump at the Texas State Master's.

Since 2004, James has been the Chargers' representative in the NFL Coaches Association.

James was born in Fort Ord, California and attended Washington High in Los Angeles. He was an All-League standout in football and track, including a national champion in the long jump. James and his wife, Beverly, have three children: sons David and Daniel, and daughter Rachel. David played safety for Stanford, graduated in June 2006 with a degree in urban studies, and was signed by the Miami Dolphins as a free agent in '07. Daniel is a sophomore wide receiver at the University of California.

James Lofton's Coaching Experience

2002-07 — Wide Receivers, San Diego Chargers





WAYNE NUNNELY

Defensive Line

13th NFL Season, 11th with Chargers

Considered one of the top defensive line coaches in the NFL, Nunnely has done an outstanding job with the Chargers' defensive line. Wayne Nunnely's unit helped the Chargers finish seventh in the NFL against the run, surrendering just 100.8 yards per game in 2006. Defensive tackle Jamal Williams turned in another stellar campaign under Nunnely's watch as he earned his second trip to the Pro Bowl in as many seasons. Despite missing six games due to injury, defensive end Luis Castillo was named an alternate to the Pro Bowl after posting seven sacks, the fourth-highest total among NFL linemen playing in a 3-4 defense.

With 10 seasons in San Diego, Nunnely is the fourth-longest tenured position coach in team history in 2007, trailing only Earnel Durden (13 seasons), Joe Madro (12) and Jackie Simpson (12). Only Durden and Madro coached in San Diego without interruption, making Nunnely's current stretch of 11 straight seasons as an assistant coach the third-longest in team history among the 128 Charger assistant coaches since 1960. Nunnely has been on the sideline for 160 consecutive regular-season games since joining the Bolts in 1997.

With Nunnely on board, the Chargers have ranked in the top 10 in both rushing yards allowed per game and rushing yards allowed per carry in seven out of the past 10 seasons. In 1998, the Chargers led the NFL in run defense, allowing only 71.3 yards per game, the lowest in team history and the fifth-lowest in the NFL since the league went to a 16-game

schedule in 1978. The Chargers also ranked first in the NFL in 2005 (84.3 rushing yards allowed). The Chargers also led the NFL in 1998 by holding opponents to just 2.7 yards per attempt, the lowest average allowed by any team in the league since 1970 and the lowest in team history. The Bolts also led the league in yards allowed per carry in 1999 (3.1) and 2001 (3.3).

Nunnely's first NFL job was with the New Orleans Saints. He worked at the Saints training camp in 1994 as part of the NFL's Minority Coaching Fellowship Program and was hired full-time in 1995. In each of his two years in New Orleans, the Saints ranked in the top five in the NFL in sacks and sacks per play.


Nunnely spent nearly 20 years as a head coach, assistant coach and administrator on the college level. In 1986, Nunnely was named head coach at UNLV, a post he manned for four seasons. At the time of his appointment, he was the first African-American head coach on the West Coast and only the fifth in NCAA Division 1-A history. In 1988, he and Cleve Bryant of Ohio University became the first African-American head coaches in NCAA Division 1-A history to coach against one another, with Nunnely's UNLV squad coming out on top 26-18. In 1990, Nunnely served in the administration at UNLV as the Director of Minority Student Affairs.

Nunnely played fullback and lettered in track at UNLV for two seasons (1972-73). He earned a bachelor's degree in physical education in 1975. The school's faculty voted him Most Outstanding Male Physical Educator.

Nunnely was born in Los Angeles, California. He played football and track at Monrovia High School in Monrovia, California. Wayne and wife Velda have four children: sons Steven, Channing and Aaron, and daughter Amber.

Wayne Nunnely's Coaching Experience

1997-07	—	Defensive Line, San Diego Chargers
1995-96	—	Defensive Line, New Orleans Saints
1993-94	—	Defensive Line, University of California-Los Angeles
1991-92	—	Running Backs, University of Southern California
1986-89	—	Head Coach, University of Nevada-Las Vegas
1982-85	—	Running Backs, University of Nevada-Las Vegas
1980-81	—	Running Backs, University of the Pacific
1979	—	Defensive Line, Cal-State Fullerton
1978	—	Defensive Line, Cal-Poly Pomona
1977	—	Running Backs, Cal-Poly Pomona
1976	—	Graduate Assistant, University of Nevada-Las Vegas
1975	—	Assistant Coach, Valley High School, Las Vegas, Nevada



JOHN PAGANO

Outside Linebackers

12th NFL Season, 6th with Chargers

With the dynamic duo of Shawne Merriman and Shaun Phillips continuing to dominate on the defensive side of the ball, the outside linebacking corps should have another impressive year under John Pagano's tutelage. The outside linebackers combined for 33.5 sacks in 2006, more than half of the team's sack total.

Merriman and Phillips' combined total of 28.5 sacks outnumbered several teams. The Chargers led the NFL in sacks with 61, their most since 1980. Merriman set a career high and led the league with 17 sacks, the second-most in team history and the most in a season by a Charger since 1992. He also set a career high with 66 total tackles and earned Pro Bowl honors for the second year in a row. In his first year as a starter, Phillips had a break-out year under Pagano's guidance, recording a career high in sacks (11.5) and in tackles (63), second most on the team.

In 2005, Pagano oversaw the development of Merriman's stellar rookie campaign. He was named NFL Defensive Rookie of the Year by the Associated Press after leading the team and all NFL rookies with 10 sacks. Merriman also pitched in with seven tackles for loss, second-most on the team, and 54 tackles. The rookie played a huge hand in the Chargers' 26-17 win over the 13-0 Indianapolis Colts, racking up two

sacks and three tackles for loss. Fellow outside linebacker Shaun Phillips also had a breakout season, collecting seven sacks, second-most on the squad.

2005 marked the second year in a row that an outside linebacker led the team in sacks. Steve Foley set a career high and led the team with 10 sacks in 2004. It was the second-most sacks in the league among linebackers and the most in a season by a Chargers linebacker since 1996. Phillips, a rookie in 2004, racked up four sacks, tied for second-most on the team.

Over the past three seasons, the outside linebacking corps has accounted for 74 of the team's 136 quarterback sacks.

Before joining the Chargers, Pagano spent six seasons as a defensive assistant with the Indianapolis Colts (1998-01) and New Orleans Saints (1996-97), coaching the secondary and assisting in all areas of defensive preparation.

He is part owner of the Mile High Football Camp in Denver, Colorado, serving the community for the past 32 years.

Pagano was born and raised in Boulder, Colorado where he was an All-State performer in football at Fairview High School. He played linebacker at Mesa State from 1985-88 and graduated with a degree in business marketing. Pagano's older brother Chuck is a former NFL assistant who recently became the defensive coordinator under Butch Davis at the University of North Carolina. John and wife Kimberly have a son, Jagger.

John Pagano's Coaching Experience

2007	—	Outside Linebackers, San Diego Chargers
2005-06	—	Assistant Linebackers-Quality Control, San Diego Chargers
2002-04	—	Defensive Assistant-Quality Control, San Diego Chargers
1998-01	—	Defensive Assistant, Indianapolis Colts
1996-97	—	Defensive Assistant, New Orleans Saints
1995	—	Graduate Assistant, University of Mississippi
1994	—	Graduate Assistant, Louisiana Tech
1989	—	Assistant Coach, Mesa State College
1992-93	—	Assistant Coach, Overland High School, Aurora, Colorado
1990-91	—	Graduate Assistant, University of Nevada-Las Vegas



JOHN RAMSDELL

Quarterbacks

13th NFL Season, 2nd with Chargers

John Ramsdell has a knack for developing young quarterbacks. In his first year as a starter, Philip Rivers led the Chargers to their second AFC West Championship in three years, posted a 14-2 record and was named to his first career Pro Bowl. Also under Ramsdell, St. Louis Rams' first-year starters Kurt Warner and Marc Bulger recorded 13-3 and 12-4 records, respectively.

Under Ramsdell's tutelage, Rivers started all 16 games and threw for nearly 3,400 yards while tossing 22 touchdowns and only nine interceptions. Ramsdell's guidance helped Rivers excel when he needed it the most—in the fourth quarter. He was the NFL's leading passer in the fourth quarter and its fourth-leading passer in the second half.

In San Diego's last five games, Rivers had seven touchdowns and only three interceptions in 129 pass attempts. Rivers was named the team's offensive player of the year by vote of his teammates. He posted the first 300-yard game of his career in Week 5 against San Francisco, earning him AFC Offensive Player of the Week and FedEx Air NFL Player of the Week Honors. During his 334-yard, two-touchdown performance in the Chargers' 48-19 win over the 49ers, Rivers completed 29 of 39 pass for a 116.8 passer rating and posted an impressive streak of 13 consecutive first-half completions, which equaled the third-longest stretch in team history.

Ramsdell served as quarterbacks coach with the St. Louis Rams from 1999-2002 and from 2004-05.

In six seasons with Ramsdell instructing signal callers, the Rams led the league in passing three times (1999-2001) and ranked no lower than fifth in passing offense including ranking second in 2002, fifth in 2004 and fourth in 2005. In 2005, Bulger finished the year as the league's fifth-leading passer despite missing eight games due to a shoulder injury. Under Ramsdell's direction, Bulger recorded three of the top six passing games in team history.

Ramsdell tutored Warner, the two-time NFL Most Valuable Player, during the Rams' two Super Bowl appearances, which included a victory over Tennessee in Super Bowl XXXIV. With Ramsdell as his quarterbacks coach, Warner played in three Pro Bowls. Wide receiver Torry Holt also went to the Pro Bowl after the 2003 season with Ramsdell as his position coach.

Ramsdell spent a total of 11 seasons with the Rams, coaching quarterbacks, tight ends, H-backs and wide receivers. He was the only position coach to remain with the Rams during the team's first 11 seasons in St. Louis.

Ramsdell is a veteran of 19 seasons as a coach on the collegiate level. In 12 seasons as an assistant coach at the University of Oregon, the Ducks played in four bowl games including the 1995 Rose Bowl after winning the Pac-10 Conference championship in 1994.

Ramsdell was born in Lafayette, Indiana. He graduated from Manheim Township High School in Lancaster, Pennsylvania and went on to earn a bachelor's degree from Springfield College in Springfield, Massachusetts and a master's degree from San Francisco State. Ramsdell played running back in both high school and college. He and his wife, Brenda, have a son, Christopher, and a daughter, Amy.

John Ramsdell's Coaching Experience

2006-07	—	Quarterbacks, San Diego Chargers
2004-05	—	Quarterbacks, St. Louis Rams
2003	—	Wide Receivers, St. Louis Rams
1999-02	—	Quarterbacks, St. Louis Rams
1997-98	—	H-Backs, St. Louis Rams
1996	—	Tight Ends, St. Louis Rams
1995	—	Offensive Assistant, St. Louis Rams
1983-94	—	Wide Receivers, University of Oregon
1979-82	—	Assistant Coach, University of the Pacific
1978	—	Assistant Secondary, Long Beach State University
1976-77	—	Wide Receivers, San Francisco State University



RON RIVERA

Inside Linebackers

20th NFL Season, 1st with Chargers

For the last three years, new Chargers inside linebackers coach Ron Rivera oversaw one of the NFL's top defenses in Chicago. The Bears won back-to-back NFC North titles and earned a berth in Super Bowl XLI, thanks in large part to an attacking defense that led the NFL with 44 takeaways in 2006. The Bears finished fifth in the league in total defense and third in scoring defense last season. In 2005, Chicago ranked second in the NFL in total defense and finished sixth in takeaways.

The list of Bears defensive players that have produced Pro Bowl seasons under Rivera include linebackers Brian Urlacher and Lance Briggs, safety Mike Brown, cornerback Nathan Vasher and defensive tackle Tommie Harris.

Rivera looks to continue his success with the Chargers' linebacking corps, working specifically with the inside linebackers. He inherits a young unit, including new starters Stephen Cooper and Matt Wilhelm.

Rivera's background includes several defensive systems. The Bears excelled in the "Tampa 2," a scheme that relies heavily on zone coverages. Rivera is also familiar with attacking defenses. Prior to joining Lovie Smith's staff in Chicago, he spent five seasons as Philadelphia's linebackers coach, where he worked under Jim Johnson, one of the most aggressive defensive coordinators in the NFL. The Eagles advanced to the NFC Championship Game in each of Rivera's final three seasons in Philly.

During his tenure with the Eagles, the team finished second in the NFL in scoring defense twice. In 2001, Philadelphia held all 16 of its

opponents to less than 21 points. They're one of only four teams in NFL history that can make such a claim. Rivera also played a key role in the development of linebacker Jeremiah Trotter, a two-time Pro Bowl selection.

Rivera is a former Bears linebacker who spent all nine seasons of his professional career in Chicago. During his playing career, which included a Super Bowl Championship in 1985, Rivera was coached by the innovative Buddy Ryan, who was the architect of the "46 Defense" which involved blitzing on nearly every down.

Following his NFL playing career and prior to joining the coaching ranks in 1997, Rivera spent four years (1993-96) as a television analyst covering the Bears and college football for WGN-TV and Sports-Channel Chicago. He joined the Bears as the team's first defensive quality control coach in 1997.

A consensus All-American selection at Cal-Berkeley, Rivera finished his collegiate career as the school's all-time sacks leader with 22 and first in career tackles with 336. He still holds the Cal record for most tackles-for-loss in a season with 26.5 in 1983. He was drafted by the Bears in the second round of the 1984 draft and played 149 games with the club.

Rivera was born in Fort Ord, California. His father was an officer in the United States Army, placing the family in Germany, Panama, Washington and Maryland prior to moving to Seaside, California. He attended Seaside High School where he was a three-sport athlete, excelling in football, basketball and baseball. As a senior, he was honored with the Golden Helmet Award which goes to the top football player in the league, which was then known as the Monterrey Bay League.

Ron and his wife Stephanie have two children, Christopher (21) and Courtney (14).

Ron Rivera's Coaching Experience

- 2007 — Inside Linebackers, San Diego Chargers
- 2004-06 — Defensive Coordinator, Chicago Bears
- 1999-03 — Linebackers, Philadelphia Eagles
- 1997-98 — Defensive Quality Control, Chicago Bears





KEVIN ROSS

Assistant Secondary / Quality Control

18th NFL Season, 1st with Chargers

Kevin Ross spent the 2003-05 seasons as an assistant secondary coach for the Minnesota Vikings. During the 2004-05 seasons in Minnesota, Ross worked under new Chargers defensive coordinator Ted Cottrell.

A two-time Pro Bowl choice as a defensive back, Ross played 14 seasons (1984-1997) in the NFL, including 1996 with the Chargers. He was drafted by Kansas City in the seventh round of the 1984 NFL Draft and made an immediate impact as a rookie, racking up a career-high six interceptions en route to earning consensus All-Rookie Team honors. He played 11 seasons in Kansas City (1984-1993 and 1997), earning Pro Bowl honors in 1989 and '90. Chiefs Head Coach Herman Edwards, who was an assistant when Ross played for the Chiefs, called Ross the "toughest" player that he'd ever coached. Ross' career also included two seasons in Atlanta (1994-95) and one with the Chargers. As a Lightning Bolt, Ross was named the team's Most Inspirational Player and a defensive team captain. He retired from the NFL in 1997, ending his career with 1,142 tackles, 38 interceptions and two touchdowns scored.

Upon retirement, Ross returned to his native Camden, New Jersey and spent four years coaching high school football, two each at Camden High

School (1999-2000) and Woodrow Wilson HS (2001-02). In 2002, he went to training camp with the Vikings under the NFL's Minority Coaching and Administrative Fellowship Program, and in 2003 he was hired as Minnesota's assistant secondary coach.

In Ross' first season in Minnesota, the Vikings ranked second in the NFL with 28 interceptions. Safety Brian Russell, a San Diego State alum, tied for the NFL lead with nine interceptions and fellow safety Corey Chavous finished third in the NFL with eight picks en route to a Pro Bowl selection. It was the first time ever that two Minnesota players recorded at least seven interceptions in the same season and it was the first time since Miami (1998) that two players from the same team had as many as eight picks in the same year.

In Ross' second season (2004), the Vikings advanced to the NFC Divisional Playoffs. In their Wild Card Playoff victory over Green Bay, the Vikings intercepted Packers quarterback Brett Favre four times to tie a team playoff record.

Ross was a four-year letterman at Temple University and recorded 13 interceptions and 249 tackles during his career with the Owls. A native of Camden, NJ, Ross earned All-State and All-Conference honors as a linebacker and running back at Paulsboro (NJ) High School. Ross chose Temple despite being recruited to play at Rutgers for Cottrell, who was then the defensive coordinator for the Scarlet Knights.

Ross has two daughters, Celia and Cherrelle, and a son, Kevin, Jr.

Kevin Ross' Coaching Experience

2007	—	Assistant Secondary/Quality Control, San Diego Chargers
2003-05	—	Secondary, Minnesota Vikings
2001-02	—	Assistant Coach, Woodrow Wilson High School
1999-00	—	Assistant Coach, Camden High School



MATT SIMON

Running Backs

8th NFL Season, 1st with Chargers

Simon joins the Chargers after most recently coaching running backs for the Baltimore Ravens from 1999-2005. Under his direction, Baltimore rushed for an average of 1,985 yards per season and defeated the New York Giants in Super Bowl XXXV following the 2000 season. In 2004, the Ravens' ground attack produced 2,063 total yards and ranked 9th in the NFL. It was Jamal Lewis' fourth 1,000-yard rushing season under Simon. Baltimore rushed for at least 2,000 yards in three different seasons under Simon, including a team-record 2,674 yards in 2003 when Jamal Lewis was named *NFL Offensive Player of the Year*, *Associated Press All-Pro* and selected to the *AFC Pro Bowl* squad.

Simon is a stickler for protecting the football. During his first year in Baltimore (1999) the Ravens' running back unit did not fumble once in 431 carries.

Simon has 28 years of coaching experience, including 20 on the collegiate level. He was the head coach at the University of North Texas from 1994-97. In his first year as head coach at North Texas, the football program moved from Division I-AA to I-A, and won the Southland Conference Championship. He was named Southland Conference Coach

of the Year, Black Coaches Association National Football Coach of the Year and AFCA Region 4 Coach of the Year.

Prior to that, Simon was the offensive coordinator with the University of New Mexico from 1992-93. The Lobos averaged 413 yards and 30.5 points per game during that span. They ranked 13th in the country in 1992 and improved to 8th the following year.

From 1982-1991 Simon coached running backs and kickers at the University of Washington. The Huskies went to nine bowl games over a span of 10 seasons. In 1991, Simon's first year, the Huskies won the national championship. In 1997 he was inducted into the University of Washington's Hall of Fame. Simon is one of only 10 football coaches to win both a national championship title and a Super Bowl.

Simon holds both bachelor's and master's degrees in physical education from Eastern New Mexico University. He earned four letters as a linebacker for the Greyhounds and was later inducted into the ENMU Hall of Honors. Immediately following his playing career, Simon began his coaching career as a graduate assistant at his alma mater.

Simon was born in Akron, Ohio and grew up in El Paso, Texas. He attended Burgess High School in El Paso where he was a three-sport standout in football, track and wrestling. Simon has three children: Micah, Mathew and Morgan.

Matt Simon's Coaching Experience

2007	—	Running Backs, San Diego Chargers
1999-05	—	Running Backs, Baltimore Ravens
1998	—	Training Camp Coaching Intern, Denver Broncos
1994-97	—	Head Coach, University of North Texas
1992-93	—	Offensive Coordinator, University of New Mexico
1982-91	—	Running Backs and Kicking, University of Washington
1979-81	—	Tight Ends and Linebackers, University of Texas-El Paso
1978	—	Assistant Coach, Borger High School, Borger, Texas
1977	—	Graduate Assistant, Eastern New Mexico University

OWNERSHIP, COACHING & ADMINISTRATION





JEFF HURD

Strength and Conditioning

13th NFL Season, 1st with Chargers

Jeff Hurd, who has 12 years of experience as an NFL strength and conditioning coach, joined the Chargers in the same capacity in 2007. He spent the last nine seasons with the Kansas City Chiefs (1998-2006) and three with the Jacksonville Jaguars (1995-97). Hurd is member of the National Strength and Conditioning Association and owns 23 years of experience in the health and fitness field. In his position with the Chargers, Hurd is responsible for overseeing the team's off-season conditioning programs which puts an emphasis on improving strength and cardiovascular endurance, while enhancing speed and flexibility. He also supervises the club's personalized in-season training regiment designed to maintain

those off-season gains.

Hurd's previous experience included working as a graduate assistant at his alma mater, Fort Hays State in Hays, Kansas (1984); the head strength coach at Delta State in Cleveland, Mississippi (1985-86); an assistant strength and conditioning coach at Clemson (1986-87); and the head strength coach at Western Michigan (1987-1992).

Hurd was raised in Parker, Arizona and was a two-year baseball letterman at Imperial Valley Junior College in El Centro, California before transferring to Fort Hays (Kansas) State where he earned two more letters and graduated with a degree in physical education in 1981. He also received a master's degree in physical education from Fort Hays with an emphasis in exercise physiology in 1984.

Hurd was born in Pomona, California. He and his wife Kathy have three children: Eric, Austin and Audra.


Jeff Hurd's Coaching Experience

2007	—	Strength and Conditioning, San Diego Chargers
1998-06	—	Strength and Conditioning, Kansas City Chiefs
1995-97	—	Strength and Conditioning, Jacksonville Jaguars
1987-92	—	Strength and Conditioning, Western Michigan University
1986-87	—	Assistant Strength and Conditioning, Clemson University
1985-86	—	Strength and Conditioning, Delta State University
1984	—	Graduate Assistant, Fort Hays State University

Largest Margins of Victory

Date	Opponent	Score	Margin
Sat. Nov. 2, 1963	at New York Jets	53-7	+46
Sun. Sept. 17, 1961	Oakland	44-0	+44
Sun. Jan. 5, 1964	Boston*	51-10	+41
Sun. Dec. 14, 1969	Buffalo	45-6	+39
Sun. Nov. 20, 2005	Buffalo	48-10	+38
Sun. Dec. 22, 1963	Denver	58-20	+38
Sun. Oct. 19, 1980	New York Giants	44-7	+37
Sun. Oct. 29, 1961	Denver	37-0	+37
Sun. Oct. 14, 1990	New York Jets	39-3	+36
Sun. Dec. 9, 1979	at New Orleans	35-0	+35
Sun. Dec. 6, 1964	New York Jets	38-3	+35
Sun. Nov. 5, 1961	New York Titans	48-13	+35

* AFL Championship



VERNON STEPHENS

Assistant Strength and Conditioning

3rd NFL Season, 1st with Chargers

Assistant strength and conditioning coach Vernon Stephens joins the Chargers after spending the past four seasons as an assistant speed, strength & conditioning coach at the University of Colorado where he worked with the football team as well as the men's and women's cross country and track teams and the men's basketball program. Prior to his tenure with the Buffaloes, Stephens worked for his alma mater, the

University of North Florida, where he started the Division II school's strength and conditioning program in 1999. He oversaw all 14 of the University's athletic programs which encompassed 230 student-athletes.

Stephens brings two seasons of NFL experience to his new position. He spent two offseasons with the Jacksonville Jaguars as a strength and conditioning intern in 2002 and 2003.

Stephens is a native of Jacksonville, Florida. He played basketball and ran cross country at Stanton College Prep before graduating from the University of North Florida in 1997 with a bachelor's degree in Health and Exercise Science. He and his wife Tali reside in San Diego.

Vernon Stephens' Coaching Experience

2007	—	Assistant Strength and Conditioning, San Diego Chargers
2003-06	—	Assistant Speed, Strength and Conditioning, University of Colorado
2002-03	—	Strength and Conditioning Intern, Jacksonville Jaguars
1999-02	—	Strength and Conditioning, University of North Florida

2007-08 NFL Important Dates

Aug.	10	—	If a Drafted Rookie has not signed with his club by this date, he may not be traded to any other club in 2007.
Aug.	28	—	Rosters cut down to maximum of 75 players on Active List by 1 p.m. (PDT).
Sept.	1	—	Rosters cut down to maximum of 53 players on Active/Inactive List by 1 p.m. (PDT).
Sept.	2	—	At 9 a.m. (PDT), clubs may establish a Practice Squad of eight players by signing free agents who do not have an accrued season of free-agency credit or who were on the Active/Inactive List for less than nine regular-season games during their only Accrued Season(s). A player cannot participate on the Practice Squad for more than two seasons.
Sept.	6-10	—	NFL Kickoff Weekend.
Sept.	25	—	Priority on multiple waiver claims is now based on 2007 standings.
Oct.	16	—	All trading ends at 1 p.m. (PDT).
Oct.	17	—	Players with at least four previous pension credits are subject to the waiver system for the remainder of regular season and postseason.
Nov.	13	—	Deadline for clubs to sign by 1 p.m. (PST) their Draft Choices and any Unrestricted and Restricted Free Agents to whom June 1 tender was made. If still unsigned after this date, such players are prohibited from playing in NFL in 2007.
Dec.	31	—	Clubs may begin signing free agent players for the 2008 season.
Jan.	5-6	—	Wild Card Playoffs
Jan.	6	—	Assistant coaches under contract to playoff clubs that have byes in the Wild Card weekend may be interviewed for head coaching positions through the conclusion of the Wild Card games.
Jan.	12-13	—	Assistant coaches under contract to playoff clubs that won their Wild Card games may be interviewed for head coaching positions through the conclusion of Divisional Playoff games.
Jan.	12-13	—	Divisional Playoffs
Jan.	20	—	AFC and NFC Championship Games
Jan.	26	—	Senior Bowl, Mobile Alabama
Jan.	27	—	An assistant coach, whose team is participating in the Super Bowl, who has previously interviewed for another club's head coaching job may have a second interview with such club no later than the Sunday preceding the Super Bowl.
Feb.	3	—	Super Bowl XLII, University of Phoenix Stadium, Glendale, Arizona
Feb.	10	—	AFC-NFC Pro Bowl, Honolulu, Hawaii
Feb.	20-26	—	NFL Scouting Combine, RCA Dome, Indianapolis, Indiana
Feb.	29	—	Free Agency Period Begins
March	17	—	First day teams may conduct off-season workouts.
April	26-27	—	2008 NFL Draft



PLAYER PERSONNEL

**JIMMY RAYE****Director of College Scouting**

13th NFL Season, 12th with Chargers

Jimmy Raye was named the Chargers' director of college scouting on June 8, 2000. He oversees and coordinates the team's college scouting efforts.

Raye spent four years (1996-99) as a scout. He originally joined the Chargers June 1, 1996, after spending the 1995 season as an offensive assistant-quality control coach for the Kansas City Chiefs.

Raye's NFL career began in 1991 when he signed a free-agent contract with the Los Angeles Rams. He spent the entire 1991 season on the Rams' roster and

later attended training camps with the Chargers (1992) and Houston Oilers (1993).

Raye spent the 1994 season as the wide receivers coach for Irvine High School in Irvine, California.

Raye worked briefly for the Amsterdam Admirals of the World League in April 1995.

Raye worked wide receiver at San Diego State from 1986-1990 and earned a degree in public administration. He finished his career tied for eighth on the school's all-time receiving list with 111 catches.

Raye was born in Fayetteville, North Carolina. He earned All-South Coast League honors as a quarterback and defensive back for the Irvine High Vaqueros. He also played basketball and ran track at Irvine. His father, Jimmy Raye II, is the running backs coach for the New York Jets.

**JOHN SPANOS****Assistant Director of College Scouting**

12th NFL Season, 10th with Chargers

John Spanos was promoted to assistant director of college scouting May 1, 2006. He spent the 2003-05 seasons as a pro and college scout. Aside from assisting the team's director of college scouting, he also has responsibilities in pro scouting and salary cap coordination.

Spanos first started working for the Chargers in 1995. While still in school, he worked summers as an assistant in the team's football operations office. From 1998-2000 he worked under the direction of

Executive Vice President of Football Operations, Ed McGuire, who is responsible for managing the team's salary cap.

From 2001-03, Spanos served two stints in the NFL's management council office in New York, learning a wide range of league procedures. While in New York, he helped review new player contracts and assisted in the League's salary cap reconciliation process.

Spanos earned a bachelor's of science degree in business from Wake Forest University in 2002.

Spanos was born in Stockton, California. He attended The Bishop's School in La Jolla where he lettered in football, basketball and golf and played on three CIF championship teams. Spanos is single and resides in San Diego.



DENNIS ABRAHAM

Director of Pro Scouting

12th NFL Season, 7th with Chargers

Dennis Abraham was promoted to director of pro scouting in 2006 after spending three seasons as the assistant director. He joined the Chargers in 2001, spending two seasons as a pro scout. Abraham currently coordinates the procurement of players during the NFL free agency period. He is also responsible for the scouting and evaluation of NFL, NFL Europe, CFL and Arena Football League players. In 2002, his role was expanded to include advance scouting of opponents.

Prior to joining the Chargers, Abraham spent five years in the personnel department of the Buffalo Bills, where he was responsible for helping to prepare the defensive game analysis for the team's coaches. Abraham also served as the Bills' training camp coordinator from 1998-2000.

Abraham was born in Buffalo, New York. He attended Akron Central High School in Akron, New York, where he competed in football, basketball and baseball. He continued his football career as a center and tackle at Baldwin-Wallace College in Berea, Ohio where he graduated in 1993 with a degree in sports management.

Abraham and wife Amy were married June 21, 2003 and reside in San Diego.



MIKE BIEHL

College Scout

10th NFL Season, 7th with Chargers

Mike Biehl joined the Chargers' scouting staff on July 1, 2001. He spent three seasons (1998-2000) in the personnel department of the Buffalo Bills. Biehl is responsible for evaluating college players in the

Midwest region of the United States.

Biehl was born in Champaign, Illinois. He attended Paxton High School in Paxton, Illinois, where he played baseball and basketball. He graduated from Illinois State University with a bachelor's degree in finance in 1995 and went on to earn his master's degree in sports management in 1997. Mike and his wife, Kim, have a son, Nathan, and a daughter, Kendall, and reside in Tolono, Illinois.



BRYAN COX

Pro Scout

4th NFL Season, 4th with Chargers

Bryan Cox was promoted within the Chargers' player personnel department when he was named pro scout on May 1, 2006. Cox joined the Chargers as a scouting intern in 2004 and was elevated to scouting assistant

in 2005, working with both pro and college scouting.

Cox was born in San Diego. He attended La Costa Canyon High School where he was named first team All-Avocado League as a defensive back and also played wide receiver. He was elected captain and named the team MVP as a senior. Cox graduated from San Diego State in 2003 with a bachelor's degree in business administration.

Cox is single and resides in Del Mar.





TOM GIBBONS

College Scout

16th NFL Season, 4th with Chargers

Tom Gibbons joined the Chargers' personnel department June 1, 2004. He is responsible for evaluating college players in the Northeast region of the United States.

Gibbons spent 12 seasons with the Buffalo Bills, including seven seasons as a college scout (1995-

2001) and two seasons as a pro scout (2002-03).

Gibbons joined the Bills as an administrative assistant in the scouting department in 1992 after two years (1990-91) as a graduate assistant at the University of Pittsburgh.

Gibbons is a graduate of Indiana University of Pennsylvania. He was a four-year letterwinner at I.U.P at both linebacker and tight end. After graduation, he joined the Indians' staff as tight ends coach in 1989.

Gibbons was born in Dunkirk, New York. He and his wife, Kristin, have a son, E.J., and reside in Hamburg, New York.



ED LANGSDORF

College Scout

8th NFL Season, 8th with Chargers

Ed Langsdorf joined the Chargers as a full-time scout prior to the 2000 season. He is responsible for scouting the Northwest region and has been the team's representative to the National Scouting Combine.

Langsdorf spent 20 years as a coach and teacher at Linfield College in McMinnville, Oregon. In 1999, he was the offensive coordinator and quarterbacks coach. In 1998 he coached the quarterbacks after spending the previous two seasons (1996-97) coaching wide receivers. Langsdorf spent the 1992-95 seasons as Linfield's head coach. During his first

12 seasons (1980-1991) at Linfield, he was the school's wide receivers coach.

Langsdorf was born in Vallejo, California. He attended Glasgow High School in Glasgow, Montana, where he played football, basketball and ran track. He continued his football playing career as a defensive end and tight end at Concordia College in Moorhead, Minnesota and graduated with a degree in history in 1967. He earned a master's degree in physical education from Washington State in 1969 and a doctorate of education in physical education from Arizona State in 1979.

Ed and his wife, Jan, have a son, Danny, a daughter, Lisa, and two grandchildren, Lindy and Jacob. Danny is the offensive coordinator at Oregon State under former Chargers head coach Mike Riley. The Langsdorfs reside in McMinnville, Oregon.



TOM McCONNAUGHEY

College Scout

11th NFL Season, 10th with Chargers

Tom McConnaughey joined the Chargers as a full-time scout on June 19, 1998 after serving one year (1997) as an area scout for National Football Scouting, Inc. He scouts the West and Southwest, including Texas and California.

McConnaughey has 14 years of coaching experience on the high school and collegiate levels. He was the head football coach at Federal Way High School in Federal Way, Washington from 1988-1996, and he was an assistant coach at South Kitsap High School in Port Orchard, Wash. from 1986-87.

McConnaughey's professional playing experience includes two seasons (1983-84) as a starting wide receiver for the New Jersey Generals of the United States Football League where he caught 59 passes for 916 yards and four touchdowns. His 42 receptions for 691 yards in 1983 led New Jersey,

McConnaughey attended NFL training camps with the New Orleans Saints (1981), New York Jets (1982) and Philadelphia Eagles (1984), and spent the 1985 season on Minnesota's "Reserve-Injured" list.

McConnaughey's collegiate career began at Spokane Falls Community College. He played wide receiver during the 1975 and 1976 seasons. He was later inducted into the school's hall of fame and the Northwest Athletic Association of Community Colleges Hall of Fame.

McConnaughey played at the University of Oregon in 1977 and completed his eligibility at the University of Central Arkansas from 1978-79. He graduated from Central Arkansas with a bachelor's degree in physical education in 1980 and later earned his master's degree in physical education from the school in 1982. He remained at Central Arkansas as a graduate assistant from 1980-82 and then spent one season as an assistant coach at Spokane CC in 1983.

McConnaughey was born in Amarillo, Texas. He and his wife, Sheri, have one son, Donny, and a daughter, Monica, and reside in Federal Way, Wash.



DARRELL MOODY

College Scout

6th NFL Season, 6th with Chargers

Darrell Moody joined the Chargers as a full-time scout on June 15, 2002. He has 28 years of experience as a college coach. Moody is responsible for evaluating college players in the Southeast region of the United States.

Moody joined the Chargers from Eastern Randolph High School in Ramsey, North Carolina where he was the offensive coordinator for the 2001 season. During the 1998-2000 seasons, Moody was an assistant coach at the University of North Carolina. He coached the wide receivers from 1998-99 and in 2000, he became the running backs coach and was responsible for coordinating the Tar Heels' recruiting efforts. Moody was also the offensive coordinator at

North Carolina from 1988-1995. In addition to his duties as offensive coordinator, Moody was the quarterbacks coach (1988-89) and running backs coach (1990-95). From 1992-95, the Tar Heels played in four consecutive bowl games. In between stints at North Carolina, Moody was the offensive coordinator at Clemson in 1996 and the wide receivers coach at his alma mater, North Carolina State, in 1997.

A native of Asheboro, North Carolina, Moody was a quarterback at N.C. State from 1968-1970, where he earned an undergraduate degree in economics and a master's degree in vocational education. Moody began his coaching career following graduation from the Raleigh, North Carolina campus, spending the 1971-72 seasons at Asheboro High School. He began his collegiate coaching career as a graduate assistant at N.C. State from 1973-74. In 1975, he was named quarterbacks and running backs coach at Southern Mississippi before returning to N.C. State as defensive backs coach in 1976. From

OWNERSHIP, COACHING & ADMINISTRATION



1977-79, he oversaw the Wolfpack's quarterbacks and running backs.

In 1980, Moody was named the running backs coach at Louisiana State University, where he remained until 1983. In 1984 he was named the assistant head coach at Appalachian State and from

1985-87, he served as the offensive coordinator and quarterbacks coach at Tulane University, before being hired at North Carolina.

Moody was born in Asheboro. He and wife Martha live in Chapel Hill, North Carolina. The Moodys have two sons, Chris and Michael.



PAUL SKANSI

College Scout

17th NFL Season, 8th with Chargers

Paul Skansi joined the Chargers as a full-time scout on June 19, 2000.

A former NFL wide receiver, Skansi coached in college prior to joining the Chargers. In 1994 he was an assistant wide receivers coach at his alma mater, the University of Washington. In 1995, he became wide receivers coach at the University of Idaho. In December, 1999 he followed head coach Chris Tormey to the University of Nevada before joining San Diego's staff.

Skansi's NFL career spanned nine seasons. He was

drafted by the Pittsburgh Steelers in the fifth round of the 1983 draft. He spent the 1983 season with the Steelers and was released during training camp in 1984. Skansi joined the Seattle Seahawks and played eight years in Seattle, during which he recorded 166 receptions for 1,950 yards and 10 touchdowns. He left Seattle following the 1991 season and ended his playing career in 1992 with the Canadian Football League's Ottawa Rough Riders.

As a collegian, Skansi was an all-conference performer and an honorable mention All-America at Washington. He finished his career as the Huskies' all-time leading receiver with 138 receptions for 1,723 yards. He earned a degree in sociology.

Skansi was born in Tacoma, Washington. He and wife Stephanie have two daughters, Taylor and Madison, and reside in Poulsbo, Washington.

SCOUTING STAFF



CHRIS HOBBS
Administrative Scouting
Assistant

EXECUTIVE STAFF



TRICIA CAMPANELLA
Executive Assistant



ELIZABETH SPATOLA
Executive Assistant





FOOTBALL STAFF



JAMES COLLINS

Head Athletic Trainer

20th NFL Season, 12th with Chargers

James Collins was named the Chargers' head athletic trainer Jan. 28, 1999.

He spent three years as the head athletic trainer for the Philadelphia Eagles from 1996-99 after spending the summer of 1995 with the World League's London Monarchs in the same capacity. Collins spent five years (1991-96) as an assistant athletic trainer with the Denver Broncos.

His first athletic training experience in the NFL came with the Chargers when he joined the team as an intern during the 1986 season, shortly after receiving his degree in physical education from San Diego State University. In 1987, Collins was promoted to assistant athletic trainer, a position he held with the team until 1989. During his tenure in San Diego, Collins also served as an orthopedic technician and surgical assistant for two years with the OASIS Medical Group.

Collins is a member of the National Athletic Trainer's

Association and serves on the NFL's injury and safety panel. In 2005, he was named to the NATA's Hall of Fame selection committee.


From 1980-84, Collins was an aviation physiology technician in the United States Navy. He attended Morris Brown College in Atlanta, where he played basketball.

Collins was born in Lothian, Maryland. James and his wife, Patricia, have one son, James T. III, and reside in Scripps Ranch.

ATHLETIC TRAINING STAFF



DAMON MITCHELL
Assistant Athletic Trainer



MATTHEW SUMMERS
Assistant Athletic Trainer

Top Ten Offensive Team Performances In Chargers History

	Yards	Pass	Rush	Opponent	Date	
1.	661	501	175	Cincinnati	Dec. 20,	1982
2.	610	292	318	Boston*	Jan. 5,	1964
3.	593	426	167	L.A. Raiders	Nov. 10,	1985
4.	581	370	211	Denver	Oct. 20,	1968
5.	567	456	111	N.Y. Giants	Oct. 19,	1980
6.	564	415	149	at Miami+	Jan. 2,	1982
7.	557	494	63	Seattle	Sept. 15,	1985
8.	554	325	229	Cincinnati	Sept. 6,	1968
9.	547	305	242	Buffalo	Dec. 14,	1969
10.	544	450	94	at San Francisco	Dec. 11,	1982

Top Ten Defensive Team Performances In Chargers History

	Yards	Pass	Rush	Opponent	Date	
1.	58	56	2	at Oakland (S.F.)	Oct. 22,	1961
2.	99	69	30	Indianapolis	Nov. 1,	1992
3.	106	85	21	Oakland	Sept. 17,	1961
4.	112	80	32	Chicago	Dec. 4,	1978
5.	113	33	80	N.Y. Jets	Dec. 6,	1964
6.	118	29	89	Houston	Sept. 15,	2002
7.	125	129	-4	at Tampa Bay	Sept. 19,	1976
8.	127	118	9	Green Bay	Sept. 24,	1978
9.	128	78	50	at Seattle	Nov. 5,	2000
10.	129	42	87	at Oakland	Sept. 11,	2006

* AFL Championship Game

+ AFC Divisional Playoff Game





BRIAN DUDDY

Director of Video Operations

18th NFL Season, 18th with Chargers

Duddy was born in San Diego and attended Mira Mesa High School. He is single and lives in Mission Valley.

Brian Duddy is in his 10th season as the Chargers' director of video operations.

His department is responsible for filming and editing practice and game footage for review by the players and coaches using the XOS Digital Editing System.

Duddy has been with the Chargers for 17 seasons. He spent three years (1995-97) as an assistant in the team's video department after spending three years (1992-94) as a staff assistant. He was a staff assistant for the coaches during the 1994 Super Bowl season. Duddy originally joined the team as a training camp ball boy in 1990.

VIDEO OPERATIONS STAFF



JASON NEGUS
Assistant Director of
Video Operations



MATT LeVALLEY
Video Assistant

Top Ten Coldest Games

Date	Team	W-L	Score	Temp.	Conditions
Sun. Jan. 10, 1982	at Cincinnati	L	7-27	-9°	-59 wind-chill*
Sun. Dec. 10, 1972	at Denver	L	13-38	9°	Mostly sunny
Sun. Nov. 19, 1978	at Minnesota	W	13-7	15°	Partly cloudy
Sun. Dec. 19, 2004	at Cleveland	W	21-0	18°	-10 wind-chill
Sun. Dec. 17, 1989	at Kansas City	W	20-13	18°	Mostly sunny
Sun. Dec. 27, 1987	at Denver	L	0-24	20°	Blizzard
Sun. Dec. 16, 1973	at Kansas City	L	6-33	22°	Overcast
Sun. Dec. 21, 1975	at Cincinnati	L	17-47	24°	Cloudy
Sun. Nov. 24, 1996	at Kansas City	W	28-14	25°	-5 wind-chill
Sun. Dec. 23, 2001	at Kansas City	L	17-20	28°	Overcast
Sun. Nov. 23, 1975	at Minnesota	L	13-28	28°	Cloudy
Mon. Dec. 4, 1978	Chicago**	W	40-7	48°	Clear

*NFL record

**Coldest game in San Diego

Top Ten Warmest Games

Date	Team	W-L	Score	Temp.	Conditions
Sun. Sept. 4, 1988	at L.A. Raiders	L	13-24	108°	Hazy
Sun. Sept. 28, 1997	Baltimore	W	21-17	105°	Sunny
Sun. Sept. 24, 1978	Green Bay	L	3-24	102°	Sunny
Sun. Sept. 22, 2002	at Arizona	W	23-15	100°	Sunny
Sat. Aug. 21, 2004	at Arizona*	W	38-13	99°	Clear
Sun. Oct. 9, 1994	Kansas City	W	20-6	99°	Sunny
Fri. Aug. 6, 1976	New England, at Norman, Okla.*	W	26-17	98°	Sunny
Sun. Sept. 16, 1979	Buffalo	W	27-19	97°	Sunny
Fri. Aug. 31, 2001	at Arizona*	L	3-16	97°	Partly Cloudy
Sun. Oct. 4, 1970	at L.A. Rams	L	10-37	97°	Hazy

*Preseason



ARTHUR HIGHTOWER

Director of Player Development

3rd NFL Season, 3rd with Chargers

Arthur Hightower joined the Chargers as director of player development in April 2005. He assists players with off-the-field issues and helps prepare them for life after football. His duties include administering programs in the areas of continuing education, life skills, financial and career education/planning and career internships. In 2007, Hightower received the NFL's Winston-Shell Award for demonstrating commitment and dedication to developing unique and innovative ideas and solutions.

Prior to joining the Chargers, Hightower spent three years as assistant director of professional development at the NCAA headquarters in Indianapolis. He oversaw the NCAA postgraduate scholarship selection process, the ethnic minority and women's enhancement scholarship programs, the

NCAA Leadership Institute for Ethnic Minority Males and the NCAA national office internship program.

He also was an academic counselor for student-athletes at the University of Houston from 2000-01 and at the University of Maine from 1998-99.

Hightower played free safety at Florida A&M University, where he was named Male Scholar Athlete of the Year during his junior season. He graduated from FAMU, magna cum laude with a degree in graphic arts and printing management. Prior to graduation he completed a Wall Street Journal internship in printing production-management.

Hightower earned a master's degree in physical education with a concentration in sports administration from Florida State University in 1998. He worked as an NCAA national office intern from 1997-98, serving in the education services group.

Hightower was born in Fort Lauderdale, Florida and graduated from Brighton High School in Rochester, New York. He and his wife, Tresa, have two daughters, Alexandria and Arielle, and a son, Joshua.



BOB WICK

Equipment Manager

29th NFL Season, 29th with Chargers

Bob Wick became the Chargers' equipment manager prior to the 2000 season.

Wick originally joined the team as a ball boy and equipment department assistant during training camp in 1979. He spent three seasons (1980-82) as an equipment assistant before being named assistant equipment manager in 1983. Wick was an equipment assistant with the San Diego Clippers from 1978-1980.

Since 2000, Wick has been an equipment liaison for the Holiday Bowl. He also assists with the Poinsettia Bowl, which began play at Qualcomm Stadium in 2005.

Wick was born in San Diego. He graduated from Mt. Miguel High School in 1978 and earned an associate degree in business administration from

Grossmont College in 1981. He studied finance at San Diego State from 1982-85.

Bob is an avid collector of sports memorabilia. He and his wife, Debbie, have two daughters, Chloe and Courtney, and a son, Robert, and reside in Scripps Ranch.

EQUIPMENT STAFF



CHRIS SMITH
Assistant Equipment Manager—
Field Manager



KEVIN DUDDY
Equipment Assistant



ADMINISTRATION



JIM STEEG

Executive Vice President—Chief Operating Officer

Jim Steeg, the man responsible for turning the Super Bowl into the world's premiere sporting event, was named executive vice president and chief operating officer for the San Diego Chargers on Nov. 15, 2004.

Not even three years into his tenure in San Diego, Steeg has been instrumental in the team's success away from the field. He has worked to enhance the fan's game-day experience at Qualcomm Stadium. He also helped the team make a smooth transition to host training camp at Chargers Park, returning it to its roots in San Diego. On the business side, Steeg has helped develop new and stronger relationships with the team's TV and radio partners; he initiated a drive to completely revamp the team's website; he helped create and implement the team's 2007 uniform and logo change, and he's watched the team's revenue streams grow through sponsorships and record sales of tickets, club seats and suites.

In addition to overseeing all business operations for the Chargers, his responsibilities include the development of a new, Super Bowl-caliber stadium for San Diego. Over the years, he has worked hand-in-hand with communities across the country developing stadiums to play host to the Super Bowl as well as consulting with many teams on their new stadiums.

In his 33 years with the NFL, including 26 in charge of the league's special events department, the Super Bowl grew from a championship football game to a four-day extravaganza that emphasizes the participation and inclusion of the local game-site community at the business, educational and charitable levels.

Steeg was responsible for all aspects of the Super Bowl including stadium build-out and operations; practice-site preparation; pregame and halftime shows; National Anthem performers; team, media, corporate and fan accommodations; corporate hospitality; television broadcasting; telecommunications; transportation; security; logo design; decorations and signage; ticketing; the NFL Commissioner's Party and the Super Bowl Concert Series. He also oversaw the local community Super Bowl Host Committee.

During his Super Bowl tenure, Steeg implemented many of the Super Bowl's signature events. He created the concept of the NFL Experience and oversaw its metamorphosis. This and many of the other event-related elements that he helped conceptualize have become staples throughout professional and Olympic sports. One such element was the use of Jumbotron video screens within the stadium venue. He also enhanced audio-TV broadcasts throughout the stadium and introduced individual radios featuring the national TV and radio broadcasts at every seat, entertainment plazas throughout the stadium and parking lots, an expansive corporate hospitality village, parking lot and transportation innovations, environmental recycling, ADA enhancements, media interview and workroom areas/services, children's clothing shops in the stadium, and all-encompassing stadium, hotel and host city decorations. His innovations also include in-stadium promotions, including individual stadium seat cushion giveaways, special pro football trading cards, panoramic cameras, collectibles and unique stadium collection and locker room-only merchandise.

Steeg was the driving force behind the league-sponsored Super Bowl charitable events off the field. These events raised more than \$50 million dollars for the host communities over the past 20 years and impacted thousands of children, thanks to programs such as the NFL's Youth Education Town (YET) Center, the NFL Youth Football Clinic, the NFL Cheerleading Spirit Clinic, the Super Bowl College Lecture Series, "The Taste of the NFL," Habitat for Humanity's "Super Bowl Blitz," "Gridiron Glamour" and the NFL Charities Golf Classic.

Steeg also launched and championed the Super Bowl Minority and Women-Owned Emerging Business Program in the early 1990s, mandating that, whenever possible, the league and its various vendors and corporate clients work with local minority- and women-owned businesses. It was the first-of-its-kind emerging business program in professional, collegiate and Olympic sports.

Beyond his Super Bowl duties, Steeg, whose title was Senior Vice President, Special Events for the NFL, was in charge of a 26-member department. From 1990-95, he organized the American Bowl Games in Berlin, Germany and Barcelona, Spain. His duties also included the Pro Bowl in Honolulu, the NFL Draft, the NFL's entire postseason schedule, the NFL-Sr. PGA

T THAN NEVE



Forward progress



RTS

SPORTS



al hurtin'

iocal s

Best for last

Continued next page

Tour Golf Tournament, NFL owners' and all other League meetings and all of the made-for-TV NFL events. These included "The Quarterback Challenge," "The Ultimate Defender," "The Pro Bowl Skills Challenge" and "The Alumni Beach Challenge." Steeg also planned and executed the closing of Times Square in New York and the Mall in Washington D.C., for the inaugural Kickoff Celebrations in 2002 and 2003, respectively.

Steeg was the NFL's chief liaison to the Pro Football Hall of Fame in Canton, Ohio and helped choreograph all of the enshrinement weekend events. He chaired the NFL's league-wide 75th Anniversary celebration in 1994, which featured the initial wearing of throwback uniforms, and helped organize "Pro Football's Greatest Reunion" in 2000 in which 117 living Hall of Famers returned to Canton.

Steeg was among the inaugural class inducted into the Special Events Hall of Fame in 2002 and was recognized as 2005 Celebrity of the Year by the Mad Anthony's, a charitable organization of 275 business and professional people in northern Indiana. He is a recent member of the San Diego Chamber of Commerce Executive Committee, and currently serves on the boards of the United Way of San Diego, the Downtown YMCA of San Diego, the San Diego Hall of Champions, and he's co-chairman of the events committee for the 2008 U.S. Open to be played in San Diego at Torrey Pines. He has been a longtime board member of Wake Forest University's Babcock Graduate School of Management, the George B. Young Memorial Scholarship Committee, Hunger Related Events and the NFL Youth Education Towns in

Houston, New Orleans and Miami.

Prior to joining the league office in New York in 1979, Steeg was the business manager/controller for the Miami Dolphins from 1975-78.

Born in Boston, Steeg, grew up in Ft. Wayne, Indiana. He received an MBA from Wake Forest University and a bachelor's in political science from Miami University. His wife, Jill, is a senior writer for *USA Today*. His son, Bryce, 27, is a former college quarterback who graduated from Duke University in 2002. Bryce would continue on to graduate from the London School of Economics in 2003 and Harvard Law School in 2006. He currently works in the law firm of Wilson, Sonsini, Goodrich and Rosati in Palo Alto, California. His daughter, Darcy, 25, is a 2003 graduate of Princeton, who earned a master's of statistics at George Washington University in 2007. Darcy is currently pursuing a P.H.D. in statistics at Cornell University.

EXECUTIVE STAFF



KERRI CASSIDY
Executive Assistant



JEREMIAH T. MURPHY

Executive Vice President

Jerry Murphy is the top fiscal officer for the San Diego Chargers and the A.G. Spanos organization, including A.G. Spanos Construction, Inc.; A.G. Spanos Management, Inc.; A.G. Spanos Development, Inc.; A.G. Spanos Enterprises, Inc.; A.G. Spanos Realty, Inc.; AGS Financial Corporation; A.G. Spanos Securities Corporation and The Spanos Corporation.

Murphy joined the Spanos organization in 1982

after serving as a senior partner at Bowman and Company, a Stockton certified public accountant firm, where he worked from 1971. He attained the rank of Captain during four years in the U.S. Air Force, 1966-1970. Murphy graduated with a degree in business from Bernard Baruch College in New York City in 1966.

Murphy is a member of the American Institute of CPAs and the California Society of CPAs.

Murphy was born in New York, N.Y. He and his wife, Sandra, have two daughters, Lisa and Tara, and son, Gregory. The Murphys reside in Stockton, California, except for Lisa Murphy Stevenson, who lives in San Diego, and Tara Murphy, who lives in Los Angeles.



OWNERSHIP, COACHING & ADMINISTRATION



JEANNE M. BONK

Executive Vice President—Chief Financial Officer

Jeanne Bonk originally joined the Chargers June 10, 1991, as chief financial officer and now oversees the team's day-to-day financial operations as executive vice president and chief financial officer. She is a member of the Chargers' negotiating team for a new stadium in San Diego. Bonk reports directly to Chargers President Dean Spanos.

Bonk gained eight years of business and accounting experience with the international accounting firm of Price Waterhouse from 1983-1991 and was a senior

audit manager when she joined the Chargers in 1991.

Bonk graduated with honors from the University of San Diego in 1983 with a degree in business administration/accounting and is a Certified Public Accountant.

Bonk was born in Covina, California, and attended Mater Dei High in Santa Ana. She is a member of the American Institute of CPAs and the California Society of CPAs. She is also a member of the San Diego Humane Society Audit Committee. Bonk serves on the board of directors for the San Diego NFL Youth Education Town, Cathedral Catholic High School and the San Diego International Sports Council.

Jeanne and her husband, Jim, reside in Bonita, California.



MARSHA WELLS

Controller

Marsha Wells joined the Chargers on April 22, 1996 after working 16 years for the A.G. Spanos organization. She joined the Spanos organization in 1980 in Las Vegas, Nevada, and relocated to the San Diego office in 1987 where she assumed the duties of chief financial officer/property management. She

obtained three years (1976-79) of public accounting experience with the firm of Peat, Marwick, Mitchell and Co., in Decatur, Illinois.

Wells graduated with a degree in accountancy from Northern Illinois University in 1976 and is a Certified Public Accountant. She obtained a master's degree in business administration from the University of Nevada-Las Vegas, in 1982.

Wells was born in Beardstown, Illinois, and attended Rushville High School in Illinois. Wells is a member of the American Institute of Certified Public Accountants. She is single and resides in Coronado.

ACCOUNTING STAFF



CHRISTAL LEE
Accounting Manager



SHEILA ASKIN
Accounts Payable



LESLEY FISHER
Accounts Receivable



STARLENE GANGITANO
Payroll/Human Resources



KEN DERRETT

Vice President—Chief Marketing Officer

Ken Derrett joined the Chargers as vice president and chief marketing officer in September 2001.

Derrett is responsible for all marketing and sales functions for the team. Over the last few years, he has helped grow the team's revenue base significantly.

Derrett was the senior vice president for global marketing partnerships for the National Basketball Association, a position he assumed in March of 1999. He joined the NBA in 1995 when NBA Canada was established, and he was named managing director of NBA Canada in 1996.

Previously, Derrett was manager, sports and entertainment Properties at Labatt Breweries of Canada from 1988-1995. He managed a variety of sports properties including the NFL, Toronto Blue Jays, Canadian Olympic Association, Hockey Canada, the Canadian Curling Association and the Commonwealth Games. In addition, Derrett managed several strategic relationships for the company including SkyDome, TSN and the Canadian Country Music Association.

Derrett worked for the Canadian Football League

from 1978-1988, developing the annual business and operations plan for the Grey Cup Championship.

In San Diego, he serves on the board of directors and the marketing committee for the San Diego Convention & Visitor's Bureau. He also sits on the partnership council of the American Cancer Society.

Derrett is a native of Winnipeg, Manitoba and received his Bachelor of Commerce in sports administration from Laurentian University in Sudbury, Ontario. In 2007, he received an honorary doctorate in sports administration from Laurentian University. He and his wife, Denise, have two children, Amy and Trevor, and reside in Carmel Valley.

EXECUTIVE STAFF



JENNIFER STAKIV
Executive Assistant



DENNIS O'LEARY

Senior Director of Marketing Partnerships

Dennis O'Leary joined the Chargers May 3, 2002. Since his arrival, he has been responsible for the development, sales and management of new and existing strategic partnerships. Through his strengthening of the department, O'Leary has helped set the foundation for the long-term financial stability of the organization.

O'Leary spent two years (2000-02) as director of partnership marketing for the Denver Broncos.

He was the director of team and venue services for Integrated Sports International in Denver from June, 1998 to March, 2000.

O'Leary also was director of sales for the International Hockey League's Utah Grizzlies from June, 1996-98. He helped the Grizzlies market their home arena, The "E" Center, which would later serve as one of the venues for the 2002 Winter Olympic Games in Salt Lake City. O'Leary began his career in sports as a marketing representative with the Los Angeles Clippers of the NBA from 1993-96.

O'Leary was born in St. Louis, Missouri. He graduated from Indiana in 1990 with a degree in economics. He and wife Kari have daughters, Kaitlyn and Kylie, and son, Ryan.

OWNERSHIP, COACHING
& ADMINISTRATION





MARKETING STAFF



S. BRANDON WARD
Senior Manager, Marketing Partnerships & Broadcasting



DOUG CARNAHAN
Corporate Sales Manager



CHRIS LEE
Corporate Sales Manager



AMY SCHREIBER
Manager, Client Services



ERIN VANDENBERGH
Client Services Coordinator



LISA SIMMONS
Charger Girls Director



TODD POULSEN

Senior Director of Ticket Sales & Services

graduated from Utah State University with a bachelor's degree in marketing and from the University of Redlands with a master's degree in management. Poulsen and his wife, Marilyn, have two daughters, Morgan and Madeline, and reside in San Diego.

Todd Poulsen was hired by the Chargers Oct. 30, 2003. He is responsible for all aspects of the ticket department, including sales, service and operations.

Poulsen spent 1998-2003 with the NBA's Los Angeles Clippers, including three years as director of sales. During his time with the Clippers, their staff ranked fifth in the NBA in new season ticket sales and set franchise records in overall group sales revenue, attendance and sellouts.

From 1994-98, Poulsen was an account executive for the Minnesota Timberwolves. He led the department in season ticket sales and overall revenue.

Poulsen was born in Salt Lake City, Utah. He

TICKET SALES STAFF



TOM MILKS
Manager, Premium Seating Sales



TRISHA WALTERS
Manager, Premium Seating Sales

Continued next page

TICKET SALES STAFF



ALLISON ESCOTT
Manager, Suite Services



STEVE PANKOWSKI
Account Executive



BRAD STEWART
Account Executive



A.G. SPANOS

Director of Marketing Programs & Business Development

A.G. Spanos was promoted to director of marketing programs and business development in July, 2003. He spent the two previous seasons as the Chargers' assistant director of marketing. Spanos is the oldest son of team President Dean Spanos.

He is responsible for coordinating the future of the team's official website, Chargers.com. It includes developing the vision for new media and growth on the internet. His media work includes assisting the team's broadcast partners in coordinating the overall presentation of all the team's radio and television shows. A.G. will oversee the team's Hispanic outreach program and youth initiatives program while developing an archiving system to preserve the team's video

and photo collections. He is also the team's marketing liaison for the Chargers Team Store at Qualcomm Stadium and the On-Line Pro Shop on Chargers.com.

Before joining the Chargers full-time, Spanos assisted the director of strategic planning for NFL Europe's London office, analyzing market research for the entire league. While working for the team, he also spent five seasons at the NFL League Office in New York learning a wide range of league procedures.

Spanos earned a bachelor's degree in marketing from the Marshall School of Business at the University of Southern California. He spent one summer completing an internship at KFMB-TV as a production manager while he was attending USC. As a freshman, he played football while attending Tufts University in Medford, Mass.

Spanos was born in Stockton, California. He attended La Jolla Country Day School in La Jolla where he lettered in football and basketball. Spanos resides in La Jolla.



JOHN HINEK

Director of Business Operations

John Hinek is the director of business operations for the Chargers.

From 2000-04, Hinek also oversaw the stadium

operations at Qualcomm Stadium. Hinek spent the previous five years (1995-99) as the team's business manager and he was the team's director of college scouting from 1990-94.

Hinek coordinates the team's travel and is the facilities coordinator for the team's practice complex. He also serves as the Chargers' training camp coordinator, a role he has held since 1978.

He joined the Chargers in 1973 as a ball boy.

His father, Frank, was equipment manager of the Oakland Raiders, 1960-62, and brother, Bronco, was the San Francisco 49ers' equipment manager from 1984-1997.

Hinek was born in Milwaukee, Wisconsin and grew up in Alameda, California. He attended San Diego

State University and graduated with honors in physical education.

John is married to the former Barbara DeBarrows of Point Loma. They have two daughters, Camille and Jacquelyn, and reside in Scripps Ranch.

BUSINESS OPERATIONS STAFF



JOHN LEATHERWOOD
Business Operations Assistant



GEORGETTE ROGERS
Receptionist



CHUCK SANDUSKY
Facilities Coordinator



PAUL CHAPMAN
Head Staff Assistant



JAYJAY MANIQUIS
Staff Assistant



BILL JOHNSTON

Director of Public Relations

Bill Johnston is in his 18th season as the director of public relations and his 29th season with the team. He oversees all communications for the team, including media relations, publications and editorial content on the team's website. He also oversaw the organization's community outreach and public affairs from 1990-2000.

Johnston joined the Chargers in March, 1979, while attending San Diego State University. He

earned a degree in journalism in 1981, and was named public relations assistant that year. He served as assistant director of public relations from 1984-87.

Johnston was born in La Mesa, California, and attended Helix High School. He is president of the board of directors of the Huntington's Disease Society of America, San Diego. The San Diego chapter was named the national HDSA Chapter of the Year for 2005. An avid runner, Johnston has completed eight marathons, including the last seven Rock and Roll Marathons in San Diego in fundraising for the HDSA.

Bill and his wife, Ramona, have a son, Jared, and daughter, Hayley.

Continued next page





OWNERSHIP, COACHING & ADMINISTRATION

PUBLIC RELATIONS STAFF



SCOTT YOFFE
Assistant Director
of Public Relations



JAMAAL LAFRANCE
Media Relations Coordinator



JENNIFER ROJAS
Public Relations Assistant



JOEL PRICE
Manager, Internet Services



CASEY PEARCE
Managing Editor—
Web Site & Publications



MIKE NOWAK
Team Photographer



KIMBERLEY LAYTON

Director of Public Affairs & Corporate/Community Relations

Kimberley Layton joined the Chargers June 16, 2000 after serving as the chief of staff for San Diego Mayor Susan Golding since 1998.

Layton works to expand the Chargers' outreach and impact in the San Diego community while enhancing the Chargers' corporate, business, educational and charitable relationships. She oversees the Chargers Community Foundation, which benefits San Diego's youth and education while continuing the team's ongoing community outreach efforts.

Layton worked in state and local government for 12 years, first entering the political arena in 1988 working for State Assemblywoman Lucy Killea. She became chief of staff for Killea from 1989-1995. In 1993, Layton took a brief leave of absence and entered the race for the open 3rd District City Council

seat. In 1995, Layton was appointed assistant director for the Department of Intergovernmental Relations for the City of San Diego and in 1996 she was appointed as director of the department.

Kimberley is a graduate of San Diego High School. She earned a degree from the University of California at Irvine. Kimberley is married to Farrell Layton.

COMMUNITY RELATIONS STAFF



JAMES BOURGUIGNON
Community Relations Coordinator



DICK LEWIS

Director of Player Outreach

After spending the last 18 years as the San Diego Chargers director of security, Dick Lewis has taken on an exciting new role as the team's director of player outreach. In his new role, Lewis will work with players to develop a positive and active role in the community. He is in charge of creating and managing special projects in the community relations and player development areas.

Lewis' weekly tradition of taking players and coaches to serve meals to the homeless is one of the programs he helped create. In addition to his work with the homeless, Lewis has taken players to visit hospitals and helped players become mentors to troubled teens. He also is the lead vocalist in the band

"Time Out," a rhythm and blues band featuring members of the team's security staff who are also accompanied by several players. The band entertains at convalescent homes throughout Southern California.

Lewis joined the team in 1989 upon his retirement from the San Diego Police Department. During his years in the SDPD, Lewis was a patrol officer, a member of the department's school task force and an assistant to the Chief of Police for community relations.

From 1955-68, Lewis was a hospital corpsman in the United States Navy serving with the Marines. He served two 13-month tours in southeast Asia during the Vietnam War.

Lewis was born in Bay City, Texas. He attended Hilliard High School in Bay City. Lewis earned a bachelor's degree in law and a doctorate degree in law from Cabrillo Pacific University. Lewis resides in Ramona with daughter, Roshaun and grandson, Jeremy.



MIKE CASH

Director of Security

Mike Cash was named director of security for the San Diego Chargers in 2007.

A 24-year veteran of the San Diego Police Department, Cash is responsible for managing all security matters for the club. His duties include management of gameday security, police escorts, field security and special event venues.

Prior to joining the Chargers, Cash acted as the Commander of the Eastern Division station. During his years in the SDPD, Cash served in a variety of roles, including gang and narcotics, community relations and Sergeant of the Weed and Seed federal grant program. In 2003, Cash oversaw the security

plan for Super Bowl XXXVII at Qualcomm Stadium. For more than four years he also was the SDPD's special event operations manager, overseeing the security for Chargers home games.

Cash was awarded the Presidential Daily Point of Light Award for his work as the founder and lead instructor for the statewide Law Enforcement and Parolee program (L.E.A.P.) in 1999. The program brought law enforcement officers inside state prisons to teach prison inmates positive life skills and instructed law enforcement officers in positive, safe, and productive interactions with parolees.

Michael Cash was born in Roswell, New Mexico and later relocated to San Diego. He attended Point Loma High School and continued his education at National University. He and his wife, Barbara, have two sons, Dion and Brandon. They reside in the Mount Helix area.



SEAN O'CONNOR

Director of Stadium/Game Operations & Special Events

Sean O'Connor was named director of stadium/game operations and special events in 2005. He is responsible for all aspects of stadium operations, including parking, security, game presentation, entertainment, Jumbotron, audio, scoreboard operations and fan interactive areas. He also produces special events for the team, acts as liaison between the Chargers and the management and concessionaire at Qualcomm Stadium.

His previous positions with the Chargers include

director of marketing and events (2001-04), director of event productions and stadium operations (1998-2000), game day and special events manager (1996-98), sky box suites manager (1995-96), ticket marketing manager (1990-95) and ticket sales executive (1989-1990).

O'Connor was the director of sales (1986-89) and an account executive (1985-86) with the San Diego Sockers of the Major Indoor Soccer League.

O'Connor was born in Buffalo, New York, and attended St. Joseph's Collegiate Institute in Buffalo. He graduated with a degree in business administration from the University of San Diego in 1982. Sean and his wife, Meghann, reside in San Diego with their sons, Liam and Quintin.

STADIUM OPERATIONS & EVENTS STAFF



KEVIN DALY
Creative Services Manager



TOM CARSON
Stadium Operations Manager



ELLEN MEADOR
Executive Producer Chargers
Television



MICHAEL L. DOUGHERTY

Director of Ticket Operations

Michael Dougherty has been the Chargers' director of ticket operations since 1999. He oversees all aspects of the team's ticket office, including season ticket accounts, Club level accounts and single-game ticket sales.

Dougherty is in his 14th season with the Chargers.

He began in 1994 as the assistant director of ticket operations. In 1997, he took on the additional responsibilities as the Gold Club ticket manager. From 1991-94, Dougherty worked for the San Diego Padres.

Michael was born in Pasadena, California. He attended Arcadia High School in Arcadia, Calif. He earned a degree in communication from the University of the Pacific in 1988.

Mike and his wife, Shannon, live in La Costa. They have daughters Brittany and Mikaela, and sons Connor and Daniel.



TICKET OPERATIONS STAFF



BRIAN OLSON
Ticket Operations Manager



BETSY PYLE
Ticket Operations Assistant



SHIRLEY ABOYME

Director of Guest Services

services manager, executive suites coordinator and an administrative assistant. Since September 2002, Shirley has been the premium seating services manager at the STAPLES Center in Los Angeles.

Shirley was born in Quezon City, Philippines. She graduated from Mt. Carmel High School in San Diego and the University of California-Santa Barbara with a degree in business economics and a minor in sports management. She also has an MBA from National University. Shirley is single and lives in San Diego.

In July 2006, Shirley Aboyme returned to the Chargers as director of guest services.

She previously worked for the Chargers January 1997 through September 2002, serving as a suite

GUEST SERVICES STAFF



ERICA HOOPER
Guest Services Manager



LINDA GANDY
Club Seat Services Manager



JAMES NAVARRA
Guest Services Representative



JOSE VIRGEN
Guest Services Representative



JOANNE HERNANDEZ
Customer Service Representative



SUPPORT STAFF



MSGR. DAN DILLABOUGH
Team Chaplain



SHAWN MITCHELL
Team Pastor



DR. DAVID CHAO
Team Doctor



DR. TAL DAVID
Team Doctor



DR. RICHARD GILBERT
Team Doctor



DR. JERRY HIZON
Team Doctor



DR. CALVIN WONG
Team Doctor

MINORITY LIMITED PARTNER



GEORGE PERNICANO



OWNERSHIP, COACHING
& ADMINISTRATION

ers makes Point

SPORT

BETTER LT T

SPORTS
HATS OFF

Forward pr


SPORTS
BALLY JUN



Mike Nowak

VETERANS & RETURNING PLAYERS

Heading into his 15th NFL campaign, Lorenzo Neal has been the lead blocker for 10 straight 1,000-yard rushers, including LaDainian Tomlinson each of the last four years. As steady as they come, Neal has played in 208 consecutive games, the third-longest streak in the NFL among active position players.



RYON BINGHAM

Defensive Tackle
6-3, 303
3rd NFL Season
3rd with Chargers

Nebraska
Draft 7A - '04
Alta HS
Sandy, Utah

97

Ryon Bingham got a chance to display his skills in 2006. Now the Sandy, Utah native is ready to take his game to another level in 2007. He was a regular in the defensive line rotation last season, helping to spell Jamal Williams, the anchor of the NFL's seventh-ranked run defense.

Ryon is a true outdoorsman. His hobbies include hunting, fishing and backpacking. It's not uncommon for him and a few friends to take a 2-3 day backpacking trip into Utah's Uinta Mountains to camp

and fish in the range's many lakes and streams.

Ryon lives in San Diego with his wife, Danielle, and the couple's young daughter, Kayla. One of the family's favorite places to visit is the beaches of Del Mar and Solana Beach.

Ryon's dad and older brother are both former football players. His dad, Jeff, was a defensive end at Weber State and his older brother, Josh, played defensive end at Southern Utah State.

TRANSACTION HISTORY: Seventh-round draft choice (204) by San Diego, April 25, 2004...signed three-year contract July 13, 2004...re-signed to one-year contract with Chargers, March 15, 2007.

2006: Saw action Weeks 1-16 and for AFC Playoff game vs. New England...collected first sack of season for one-yard loss on first play of second quarter Nov. 19 at Denver... shared five-yard sack with Shaun Phillips on first play of fourth quarter in 21-14 win over Oakland Nov. 26...Bolts trailed 14-7 at time and two plays after sack, Quentin Jammer intercepted pass on third-and-15 play that set up game-tying touchdown...tallied season-high four stops at Seattle Dec. 24. **2005:** Spent Weeks 1-13 on Chargers' practice squad...inactive Weeks 14-15...recorded one tackle in first-career game in season finale versus Denver. **2004:** Placed on "Reserve-Injured" list

Aug. 31 with torn biceps tendon in his left arm...suffered injury during training camp practice on Aug 17.

COLLEGE: Second-team All-Big 12 as senior and honorable mention as junior... Academic All-Big 12 choice as junior...named to Big 12 Commissioner's Academic Honor Roll as sophomore...redshirted as true freshman in 1999 and missed 2000 season due to broken right foot...played at Nebraska from 1999-2003...graduated with degree in criminal justice.

PERSONAL: Born in Salt Lake City, Utah...Salt Lake Tribune Defensive Player of Year and all-state choice at Alta High School in Sandy, Utah...Gatorade Circle of Champions Player of Year in Utah...two-time Class 5A heavyweight wrestling champion with 64-1 record including 58 pins.


Year	Team	G-S	Tack.-Asst.	Total	Sacks-Yds.	Int.-Yds.	Long	TD	Pass Def.	Fumbles For.-Rec.
2004	San Diego	0-0	Reserve-Injured (biceps)							
2005	San Diego	1-0	1-0	1	0-0	0-0	0	0	0	0-0
2006	San Diego	16-0	7-13	20	1.5-3.5	0-0	0	0	0	0-0
	Totals	17-0	8-13	21	1.5-3.5	0-0	0	0	0	0-0
	Postseason	1-0	0-0	0	0-0	0-0	0	0	0	0-0

Single-game Highs

Tackles — 4, at Seattle, Dec. 24, 2006

Sacks — 1, at Denver, Nov. 19, 2006

VETERANS & RETURNING PLAYERS



DAVID BINN

Long Snapper
6-3, 223
14th NFL Season
14th with Chargers

California
Free Agent - '94
San Mateo HS
San Mateo, Calif.

50

David Binn finally got his due.

Long overlooked despite being the BEST at his trade, Binn was finally rewarded with his first trip to the Pro Bowl in 2007 when AFC head coach Bill Belichick selected him as the conference's "need" player. It provided a satisfying end to a record-breaking season.

In November, Binn broke the team record for career games played. The 14-year veteran, who joined the Chargers as an undrafted free agent from Cal-Berkeley in 1994, has spent his entire career in Lightning Bolts. He is the longest tenured player on the roster and in 13 prior seasons has only missed one game due to injury. The aforementioned November contest in Denver was the 201st of Binn's career, breaking the team record of 200 games played, which had been shared by Junior Seau and Russ Washington. Binn heads into 2007 having played in 207 career games for the Bolts.

Off the field, Binn is an avid golfer whose handicap hovers in the low single digits. He has been invited to compete in golf tournaments around the country. In 1999, he won a trip to Hawaii in a hole-in-one contest sponsored by a local golf venue.

Since his arrival in San Diego, Binn has been a supporter of the local military. In May 2003, he visited the aircraft carrier USS Abraham Lincoln at sea as the ship and its crew returned to San Diego from the war in Iraq. Aboard the ship, he was joined by President George W. Bush, who had also flown to the carrier to deliver a speech to the nation declaring an end to the hostilities in Iraq. Binn was photographed with the nation's Commander in Chief. In 2000, he received a special invitation to fly

in an F-18 with the Navy's Blue Angels.

Throughout his NFL career, Binn has been one of the Chargers' most active players in the community. In 1998, he started the David Binn Foundation to support environmental education and scholarship programs. The foundation supports several worthy causes including the annual Teddy Bear Drive in which Binn joins forces with the Coronado Police Department to deliver stuffed animals to young patients at Rady Children's Hospital.

Binn has visited many interesting places, including Russia, Hawaii, Alaska, Australia, Europe and Costa Rica. In April, he attended the



MTV Russia Music Awards in Moscow.

Binn's great grandparents on his father's side of the family are Russian emigrants who moved to the United States during the Russian Revolution. During the trip to Russia, Binn visited Red Square, he went to a Russian orphanage outside of Moscow, saw a ballet at the Minsky Theater, and also traveled to St. Petersburg where he visited The Hermitage Museum, one of the largest and oldest art galleries and museums of human history and culture in the world.

A native of San Mateo in Northern California, Binn now makes his home year-round in Pacific Beach. In May, Binn was honored in his hometown when he was elected into the San Mateo County Hall of Fame, joining such stars as NFL Hall of Fame wide receiver Lynn Swann and San Francisco Giants' slugger Barry Bonds.

At his home in Pacific Beach, Binn owns a three-year-old Rhodesian Ridgeback named Kingston.



TRANSACTION HISTORY: Signed with Chargers as undrafted rookie, April 28, 1994...re-signed July 18, 1995...re-signed May 8, 1996...re-signed Feb. 25, 1998...re-signed Feb. 14, 2000...re-signed March 5, 2002...re-signed March 2, 2003...signed five-year contract March 3, 2004.

2006: Selected to play in 2007 Pro Bowl as special teams "needs" player...handled all deep snaps Weeks 1-16 and in AFC Divisional Playoff game...played in 200th-career game Week 9 at Cincinnati, tying team record shared by Junior Seau and Russ Washington...broke team-record for career



games played Week 10 at Denver, playing in 201st career game...made heads up play in Dec. 17 win over Kansas City...with Bolts up 7-3 in second quarter, punter Mike Scifres had ball blocked, but it rolled forward and was picked up by Kansas City player who then fumbled...heads up Binn recovered fumble and since it had gone past line of scrimmage it gave possession back to San Diego...on very first play after fumble recovery, LaDainian Tomlinson ripped off career-long 85-yard touchdown run to give Bolts 14-3 lead...in playoff game against New England, downed third quarter Mike Scifres punt at two-yard line after Kassim Osgood made outstanding diving play to keep ball from rolling into end zone.

Continued next page





2005: Selected to USA Today's All-Joe Team... handled all deep snaps Weeks 1-16...played in 100th consecutive game at Denver Sept. 18. **2004:** Handled all snapping duties Weeks 1-16 and for Wild Card Playoff game. **2003:** Racked up three special teams



2007 Pro Bowl

Photo: Mike Nowak

Games Played-Started: **1994** (16-0, San Diego); **1995** (16-0, San Diego); **1996** (16-0, San Diego); **1997** (16-0, San Diego); **1998** (15-0, San Diego); **1999** (16-0, San Diego); **2000** (16-0, San Diego); **2001** (16-0, San Diego); **2002** (16-0, San Diego); **2003** (16-0, San Diego); **2004** (16-0, San Diego); **2005** (16-0, San Diego); **2006** (16-0, San Diego); **Total** (207-0).

Postseason Games Played-Started: **1994** (3-0, San Diego); **1995** (1-0, San Diego); **2004** (1-0, San Diego); **2006** (1-0, San Diego); **Total** (6-0).

Additional Statistics


Special Teams Tackles — **1994**, 10; **1995**, 3; **1997**, 2; **1998**, 3; **1999**, 2; **2000**, 3; **2001**, 3; **2002**, 2; **2003**, 8; **2004**, 1; **2005**, 1; **2006**, 5; **Total**, 43.

Special Teams Fumble Recoveries — **2006**, 1.

tackles at Detroit Dec. 7 and at Chicago Nov. 2... handled all deep snaps Weeks 1-16. **2002:** Handled all long snapping duties Weeks 1-16. **2001:** Handled all special teams snaps. **2000:** Handled snapping duties in all 16 games. **1999:** Saw action in all 16 games as deep snapper. **1998:** Handled snapping duties in 15 regular-season games...missed only game of NFL career at Seattle Dec. 13 with shoulder injury suffered at Washington previous week. **1997:** Handled snapping duties in all 16 regular-season games. **1996:** Handled snaps in 16 regular-season games...suffered groin injury at Denver Oct. 6 and missed second half of game. **1995:** Long snapper on punts and field goals in 16 regular-season and one postseason contest. **1994:** Handled all snapping chores as rookie in regular season and three playoff games...posted career-high 10 special teams tackles.

COLLEGE: Played in 42 career games at California from 1990-93...team had only one blocked kick during his career...earned degree in ecology and social systems.

PERSONAL: Born in San Mateo, California...grew up in Foster City, Calif...earned All-Peninsula Athletic League honors as junior and senior at San Mateo High School...lettered in football, basketball and golf.



GREG CAMARILLO

Wide Receiver
6-1, 190
2nd NFL Season
3rd with Chargers

Stanford
Free Agent - '05
Menlo-Atherton HS
Menlo Park, Calif.

82

Greg Camarillo has demonstrated precise route-running and outstanding hands during his two seasons with the Chargers. His work ethic earned him reps on special teams in 2006 and now he's hoping to crack the wide receiver rotation in 2007.

Before joining the Chargers, Greg played at Stanford where his dad, Al, is a professor of American history. He was discovered by Chargers wide receivers coach James Lofton, whose son, Daniel, was one of Greg's teammates with the Cardinal.



Education has always been stressed in the Camarillo household. His mom works as a middle school counselor in the Bay Area, his brother Jeff is a high school teacher and athletic director in San Francisco and his sister, Lauren, is a sophomore at UCLA.

One of Greg's favorite things to do is travel to foreign countries. Among the many places he's been are Brazil, the Dominican Republic, Costa Rica and Mexico.

VETERANS & RETURNING PLAYERS



TRANSACTION HISTORY: Signed with Chargers May 16, 2005...waived Sept. 3, 2005...re-signed to practice squad Sept. 5, 2005...signed one-year contract Jan. 3, 2006...re-signed one-year contract with Chargers, March 3, 2007.

2006: Inactive Weeks 1-12...played Weeks 13-16 and in AFC Playoff game against New England on special teams.

2005: Spent Weeks 1-16 on Chargers practice squad.

COLLEGE: Recipient of 2004 Jim Reynolds Award, which honors courage on field and devotion to game...three-time Academic All-Pac-10, earning first-team as senior, second-team as junior and honorable mention as sophomore...redshirted in

2000...finished collegiate career with 46 catches for 613 yards...played at Stanford from 2000-04...earned degree in engineering.

PERSONAL: Born in Redwood City, California...first-team All-Peninsula Athletic League and All-San Mateo County as senior at Menlo-Atherton High School in Menlo Park, Calif...named San Mateo County Scholar-Athlete of Year in 1999 by National Football Foundation and College Football Hall of Fame...team captain and MVP as senior...second-team all-league in basketball...lettered two years in hoops...student body president, AP Scholar and American Legion state delegate...member of National Honor Society and California Scholastic Federation.

Year	Team	G-S	Receiving			
			No.-Yds.	Avg.	Long	TD
2006	San Diego	4-0	0-0	0.0	0	0
	Postseason	1-0	0-0	0.0	0	0

Additional Statistics

Special Teams Tackles — **2006, 3.**

Additional Postseason Statistics

Special Teams Tackles — **2006, 1.**



LUIS CASTILLO

Defensive End
6-3, 290
3rd NFL Season
3rd with Chargers

Northwestern
Draft 1B - '05
Garfield HS
Garfield, N.J.

93

Chargers starting left defensive end Luis Castillo was a nightmare for opposing right tackles as a rookie in 2005, but he was slowed last season by a nagging ankle injury. Despite the injury, Castillo still managed to rank third on the team with seven sacks and he was selected as a second-alternate to the AFC Pro Bowl squad. Luis teamed with linemates Igor Olshansky, Jamal Williams and Jacques Cesaire to anchor the NFL's seventh-best run defense.

Luis is fluent in Spanish. He was born in Brooklyn, New York and moved to the Dominican Republic with his mother, Maria, when he was a child. They returned to the States when he was 5, and the family settled in New Jersey. After the 2005 season ended, Luis returned to the Dominican Republic where he is revered as a national icon. During his trip to the Dominican, Luis hosted a youth football clinic and he and his mom were interviewed on almost every notable sports and variety television show in the country. Luis was honored with the Youth of the Year Award for excellence outside of the Dominican Republic. The award ceremony was attended by many of the country's highest-ranking

political dignitaries, including the President of the Dominican Republic. Before leaving the Dominican, Luis and his mother hosted a grand party to thank the media and the government for the warm welcome.

Luis is only the second Dominican player to be drafted and start in the National Football League. Stalin Colinet, who was drafted by Minnesota in the third round in 1997, was the first.

Luis' mother is his inspiration. She was raised in a small village in the Dominican that had no running water or electricity and few educational opportunities. Today, she runs a multimillion-dollar company in New York that imports hair-care products from her homeland. Someday, Luis hopes that he too can emulate his mom's success in the business world. In

April, he returned to his alma mater and enrolled in the NFL's Business Management and Entrepreneurial Program at the Kellogg School of Management at Northwestern University in Evanston, Illinois. The four-day program focused on developing and selling a brand and evaluating franchise



opportunities. He attended the program with teammate Shaun Phillips.

Castillo now makes his home in the San Diego

suburb of Poway, living in a house that he shares with Phillips.

TRANSACTION HISTORY: First-round pick (28) by Chargers, April 23, 2005...signed five-year contract July 27, 2005.

2006: Second-alternate to AFC Pro Bowl squad...started Weeks 1-8 at defensive end...in Sept. 11 season opener at Oakland, racked up 1.5 sacks and led team with seven total tackles...teamed with Shaun Phillips to sack Aaron Brooks for three-yard loss on third-and-nine play in second quarter...on ensuing drive, Bolts kicked field goal for 13-0 lead...on last play of third quarter, sacked Brooks again for seven-yard loss to help force punt two plays later...Chargers drove 58 yards for touchdown and 20-0 lead on following drive...registered tackle for loss among pair of stops Week 2 vs. Tennessee...collected 1.5 sacks to go along with seven tackles against Pittsburgh in Sunday Night game Oct. 8...shared three-yard sack with Igor Olshansky in third quarter on drive after Bolts had scored touchdown to take 17-13 lead...helped force punt three plays later...sacked Ben Roethlisberger for eight-yard loss on first play of Pittsburgh's last offensive series of game...had first interception of his career in San Francisco Oct. 15...was only fourth interception by Chargers lineman this decade and first since Adrian Dingle in 2004...later closed out game with six-yard sack on San Francisco's final play of game...Oct. 22 in Kansas City, Castillo had fumble recovery after Marques Harris sack and forced fumble that allowed Chargers to drive and tie game 27-27 late in fourth quarter...led defensive line with six tackles, Oct. 29 against St. Louis, including one-yard tackle for loss against Tony Fisher on last play of first half...collected five-yard sack on third down play to force field goal attempt in second quarter against Cleveland Nov. 5...injured ankle in Browns game and was inactive Weeks 9-12...came back Week 13 against Denver after missing last four games with ankle injury...was only going to see limited action but was pressed into duty when Jacques Cesaire left game with neck injury...ended up making huge play in fourth quarter by sacking Jay Cutler for eight-yard loss on fourth-and-two play...five plays later, LaDainian Tomlinson scored his NFL record-tying 28th touchdown of season on six-yard run...started Week 14 vs. K.C. and collected four-yard sack against Trent Green on first-down play in fourth quarter...re-injured ankle in Kansas City game and inactive Weeks 15-16...returned to starting lineup for AFC Divisional Playoffs vs. N.E....pressured Tom Brady into throwing interception to Drayton Florence on third-and-10 play early in third quarter...shared one-yard tackle for loss with linebacker Stephen Cooper late in fourth

quarter. **2005: All-Rookie Team selection by NFL.com, Pro Football Weekly and the Professional Football Writers of America**...saw action at defensive tackle in season opener against Dallas and had two tackles in first-career game...started Weeks 2-8 at left defensive end...helped hold Philadelphia to 24 yards rushing one week after holding Oakland to 39 yards on ground...broke up pass on third-down play in third quarter to force Eagles punt in game Philly led 10-7...after 22-yard shanked punt, Bolts scored touchdown on ensuing drive for 14-10 lead...had big game in 28-20 win over Kansas City Oct. 30 with 1.5 sacks...combined with Stephen Cooper on five-yard sack on Chiefs second offensive play of game...late in fourth quarter with Bolts vs 28-13, sacked Trent Green for six-yard loss on third-and-two play at Chargers' three-yard line...Chiefs went for it on fourth down and turned ball over to Chargers on downs, keeping score 28-13...two-yard sack and forced fumble on third-and-14 on first play of second quarter against Buffalo Nov. 20...ball was fumbled out of bounds as Bills retained possession...counted tackle for loss among three stops against Redskins Nov. 27...helped hold Oakland to 81 rushing yards in ESPN Sunday Night Football game Dec. 4 with 24 yards coming on final play of game...shared three-yard tackle for loss with Shawne Merriman in first quarter against Miami Dec. 11...helped force Dolphins punt two plays later and on ensuing drive, Chargers scored touchdown for 7-0 lead...turned in one of biggest plays of season with three-yard sack with 3:10 remaining in fourth quarter at Indianapolis Dec. 18...play was big as it took place at San Diego 35-yard line on third-and-21 play, moving Colts out of field goal range and forcing punt to preserve 19-17 lead...two plays after punt went for touchback, Michael Turner took handoff and went 83 yards for touchdown to seal 26-17 victory...**Chargers Alumni Player of Week** after collecting three tackles for loss among season-high eight total stops at Kansas City Dec. 24...credited with tackle for loss among four stops against Denver Dec. 31.

COLLEGE: Only fourth player in school history to earn All-America and Academic All-America honors in same season...2004 first-team All-America by *Pro Football Weekly*, second-team All-Big Ten, Academic All-America by ESPN and second-team Academic All-Big Ten...2003 first-team Academic All-District and Academic All-Big Ten...winner of school's Carnig Minasian Citizenship Award...named United Auto Workers Lineman of Game after 2003 Motor City Bowl against Bowling Green...second-team Academic All-District by CoSIDA and



Academic All-Big Ten in 2002...finished career with 251 tackles, 4.5 sacks, and 19.5 tackles for loss...played at Northwestern from 2001-04...earned degree in economics.

PERSONAL: Born in Brooklyn, New York... SuperPrep All-America at Garfield High School in Garfield, New

Jersey...first-team all-state and all-county as junior and senior by Associated Press and Newark Star-Ledger...three-time first-team all-league choice...team captain and team MVP as senior...also lettered in track and wrestling as state's top heavyweight...member of Math Honor Society, National Honor Society and Honor Roll.

Year	Team	G-S	Tack.-Asst.	Total	Sacks-Yds.	Int.-Yds.	Long	TD	Pass Def.	Fumbles For.-Rec.
2005	San Diego	16-15	37-12	49	3.5-13.5	0-0	0	0	3	1-0
2006	San Diego	10-9	25-27	52	7-41	1-1	1	0	1	0-1
	Totals	26-24	62-39	101	10.5-54.5	1-1	1	0	4	1-1
	Postseason	1-1	0-1	1	0-0	0-0	0	0	0	0-0

Single-game Highs

Tackles — 8, three times, Last: at Kansas City, Oct. 22, 2006

Sacks — 1.5, three times, Last: vs. Pittsburgh, Oct. 8, 2006

Additional Statistics

Tackles for Loss — **2005**, 6; **2006**, 2; **Total**, 8.

Additional Postseason Statistics

Tackles for Loss — **2006**, 1.



JACQUES CESAIRE

Defensive End
6-2, 295
5th NFL Season
5th with Chargers

So. Connecticut State
Free Agent - '03
Gardner HS
Gardner, Mass.

74

Jacques Cesaire (*SEE-zair*) is one of the most versatile players on the Chargers' defensive line. A player who can rush the passer from either the left or the right side of the defensive line, Cesaire was called upon in 2006 to spell both Igor Olshansky and Luis Castillo at various times during the season. He also was a key backup at defensive tackle. Jacques responded in a big way as he posted career highs in tackles (47) and sacks (4) while starting 10 games as the Chargers boasted the NFL's seventh-best run defense. Jacques' season unfortunately ended all too soon as he too was hit by injury, suffering a knee injury in the regular season finale that kept him out of the lineup for the Chargers AFC Divisional Playoff game against New England. He has worked hard to fully recover from the injury and is ready for another explosive season in 2007.

Jacques has four siblings and his Haitian-born

parents are both nurses in his hometown of Gardner, Mass. Jacques' father, Carmy, had a bit of good fortune five years ago when he scratched a lottery ticket and won \$1 million. Despite their good fortune, both of Jacques' parents continue to work. He too has plans to continue working when his football-playing days come to an end. Jacques likes working with his hands and is planning to pursue a career in the construction field.

Jacques' interests include bowling, basketball, shooting pool, playing video games and spending time with his niece, Nadia.

Jacques is married to the former Jill Murray, his college girlfriend from Southern Connecticut State. Jacques and Jill are both devout Christians and often host bible study sessions for teammates and close friends at their home in Scripps Ranch.

TRANSACTION HISTORY: Signed with Chargers as undrafted rookie, May 2, 2003...re-signed March 24, 2005...signed five-year contract Feb. 13, 2006.

2006: Took over Week 1 for injured Igor Olshansky (knee) after he was hurt on first series of game and finished night with three tackles...also started Week 2

for Olshansky...played Weeks 3-5, 8 & 14 in reserve role...lone tackle against Pittsburgh Oct. 8 was for four-yard loss on third-and-17 play to force Pittsburgh punt late in third quarter of 17-13 game...Bolts drove for field goal on ensuing possession to stretch lead to 20-13...started Weeks 6-7 in place of Olshansky...made one of team's biggest

Continued next page



defensive plays of season in third quarter of Oct. 29 game against St. Louis, stripping ball from Stephen Davis at San Diego 25-yard line as Rams were driving in 14-7 game...Marlon McCree scooped up fumble and returned it 79 yards for touchdown that instead gave Chargers 21-7 lead...it was Cesaire's first-career forced fumble...led team with career-high two sacks Nov. 5 against Cleveland...helped stall first-quarter drive with six-yard sack on third-down play in first quarter...later added three-yard sack on third-down play during second-quarter drive...started Weeks 9-13 for injured Luis Castillo (ankle)...led defensive line with nine tackles and two quarterback pressures in 35-27 win at Denver Nov. 19...shared eight-yard sack with Derreck Robinson on second-down play during Oakland's final drive late in fourth quarter Nov. 26...Bolts intercepted pass two plays later to secure 21-14 victory...despite battling flu-like symptoms throughout Dec. 24 game in Seattle, racked up 1.5 sacks and tackle for loss en route to being selected as **Chargers Alumni Player of Week**...had sacks on back-to-back drives in second quarter, including eight-yard sack against Matt Hasselbeck on second-and-14 play and shared six-yard sack with Shawne Merriman on third-and-10 play...both drives in which he incurred sacks ended in three and outs...later tackled Shaun Alexander for one-yard loss in fourth quarter...came out of Arizona game Dec. 31 with left knee injury and did not return...inactive for AFC Playoff game vs. New England. **2005:** Started Week 1 at left defensive end and Weeks 2-4 at right defensive end...had key tackle for loss in Oct. 2 win at New England...tackled Corey Dillon for seven-yard loss on first possession of third quarter to help force punt three plays later in 17-17 game...Chargers scored touchdown on ensuing possession to take 24-17 lead...played, but did not start Week 5 against

Pittsburgh...helped close out 27-14 win at Oakland Oct. 16 with fourth quarter five-yard sack against Kerry Collins...helped hold Philadelphia to season-low 24 yards rushing Oct. 23, just one week after holding Oakland to 39 yards on ground...helped contain Oakland to 81 rushing yards in ESPN Sunday Night Football game Dec. 4 with 24 yards coming on final play of game...tallied season-high seven tackles in Dec. 31 game against Denver. **2004:** Recorded one-half sack in Tennessee game Oct. 3...started Weeks 5-16 and AFC Wild Card Playoff game...tallied career-high four tackles at Carolina Oct. 24...registered tackle for loss among three stops at Indianapolis Dec. 26...collected two stops in Wild Card Playoff game vs. New York. **2003:** Inactive Weeks 1-12...played in first-career game at Detroit Dec. 7...had 12-yard sack of Joey Harrington negated by defensive holding penalty... had tackle for loss among first three career tackles at Pittsburgh Dec. 21.

COLLEGE: All-America selection by American Football Coaches Association following senior season...named Northeast-10 Conference Defensive Lineman of Year...selected to play in Cactus Bowl all-star game...all-conference first-team pick as junior... finished career with 206 tackles including 54 tackles for loss and 21 sacks... forced four fumbles...played at Southern Connecticut State from 1998-2002... majored in history and political science.

PERSONAL: Born in Worcester, Massachusetts... lettered in football, basketball and track at Gardner High School in Gardner, Mass...brother, Carmy, was leading receiver as senior at Fitchburgh State in 2004, Division III school in Fitchburgh, Mass... married, Jill, and couple resides in San Diego.

Year	Team	G-S	Tack.-Asst.	Total	Sacks-Yds.	Int.-Yds.	Long	TD	Pass Def.	Fumbles For.-Rec.
2003	San Diego	4-0	1-2	3	0-0	0-0	0	0	0	0-0
2004	San Diego	16-12	18-6	24	0.5-0	0-0	0	0	3	0-0
2005	San Diego	16-5	17-8	25	1-5	0-0	0	0	0	0-0
2006	San Diego	16-10	27-20	47	4-24	0-0	0	0	1	1-0
	Totals	52-27	63-36	99	5.5-29	0-0	0	0	4	1-0
	Postseason	1-1	1-1	2	0-0	0-0	0	0	0	0-0

Single-game Highs


Tackles — 9, at Denver, Nov. 19, 2006
Sacks — 2, vs. Cleveland, Nov. 5, 2006

Additional Statistics

Tackles for Loss — **2004, 1; 2005, 1; 2006, 2.**

VETERANS & RETURNING PLAYERS





STEPHEN COOPER

Linebacker
6-1, 235
5th NFL Season
5th with Chargers

Maine
Free Agent - '03
Wareham HS
Wareham, Mass.

54

Chargers General Manager A.J. Smith had a feeling that Stephen Cooper was on the fast track to a breakout season when the Bolts inked "Coop" to a new five-year deal last year before the season even started.

Stephen didn't disappoint as he promptly went out and recorded career highs with 82 tackles, fourth-most on the team, and 2.5 sacks. He spent the last three years of his career being groomed by veteran linebacker Randall Godfrey and it appears Cooper will assume a starting role in 2007. It's been quite a climb for a player who originally found his way to the NFL as an undrafted rookie from the University of Maine.

Cooper enjoys playing basketball and spending time with his son Koby and daughter Karis. Stephen is the third-oldest of five children and he often returns to his native Wareham, Mass. to visit his

family. Last September during the Bolts' bye week, Coop had a special reason to visit his hometown as his alma mater, Wareham High School, retired his jersey No. 4. The ceremony took place at midfield before the Vikings hosted Silver Lake Regional High School and then his team took the field and delivered a 40-14 victory. Cooper was a quarterback in high school and led Wareham to a Super Bowl championship in 1995. At Maine, he switched over to defense and became the Atlantic-10 Conference's Defensive Player of the Year.

Stephen is the first member of the Cooper family to graduate from college. He has already decided that when the time comes to hang up his football helmet, he would like to pursue a career in teaching and coaching.



TRANSACTION HISTORY: Signed with Chargers as undrafted rookie, May 2, 2003...re-signed April 1, 2005...signed one-year contract March 23, 2006...signed new five-year contract through 2010, Aug. 25, 2006.

2006: Played Weeks 1-16...started against Cleveland, Denver, at Seattle and vs. Arizona for Randall Godfrey...closed out 27-0 win at Oakland with late fourth-quarter six-yard sack of Andrew Walter...Week 3 at Baltimore, tackled Daniel Wilcox at one-yard line and forced fumble to prevent potential score...ball was recovered by Donnie Edwards...tallied season-high eight tackles and tied team-high with two special teams stops in Nov. 12 win at Cincinnati...turned in stellar performance against Denver Dec. 10 while starting for injured Godfrey...led team with nine tackles, including eight-yard sack, and made two spectacular pass breakups in open field...both pass breakups occurred during same second-quarter drive when Chargers led 21-3 and they helped force Denver to punt...after punt, Bolts put together 13-play, 80-yard drive that ended with touchdown for 28-3 lead...collected half-sack and tied for team high with 11 stops at Seattle Dec. 24...shared five-yard sack with Donnie Edwards on second-and-seven play in third quarter...collected lone stop for one-yard loss late in fourth quarter of AFC Playoff game vs. New England. **2005:** Teamed with Donnie Edwards for big third-and-one stop at five-yard line on opening series of game to hold New York Giants to field goal in Sept.

25 ESPN Sunday Night Football game...started Kansas City game Oct. 30 for injured Randall Godfrey and racked up season-high eight tackles along with one-half sack...shared five-yard sack with Luis Castillo on Chiefs second offensive play of game...recorded eight tackles for second consecutive week in Chargers 31-26 win over New York Jets Nov. 6...collected one-yard sack late in fourth quarter of 48-10 win over Buffalo Nov. 20...racked up season-high three special teams tackles against Miami Dec. 11...turned in critical play that didn't show up on stat sheets in 26-17 win at Indianapolis Dec. 18...with Bolts hanging on to narrow 19-17 lead in fourth quarter, pressured Peyton Manning and forced errant throw that drew intentional grounding penalty when Colts had advanced as far as Chargers' 23-yard line...on following play, Manning was sacked for three-yard loss, taking them out of field goal range and forcing punt...after punt went for touchdown, Michael Turner took carry 83 yards for touchdown to put final points on board in victory...recorded tackle for loss at Kansas City Dec. 24. **2004:** Spelled injured Randall Godfrey against New York Jets Sept. 19 and led team with nine tackles including one for loss...named **Chargers Alumni Player of Week** following Jets game...recovered fumbled caused by Steve Foley in third quarter versus New Orleans Nov. 7...tied for team high with two tackles on special teams against Denver Dec. 5...started Tampa Bay game Dec. 12 as team opened with extra linebacker...started against Kansas City Jan. 2 at inside linebacker and had seven tackles...led team

Continued next page



with two stops on special teams and added tackle on defense in Wild Card Playoff game vs. New York. **2003:** Tied for fifth on team with eight special teams tackles...racked up two special teams tackles against Minnesota Nov. 9...recorded first-career interception Dec. 14 off Green Bay's Brett Favre after pass was tipped by Donnie Edwards...returned interception 25 yards to set up LaDainian Tomlinson touchdown on ensuing drive...tallied first-career sack and career-best three tackles at Pittsburgh Dec. 21.

COLLEGE: Atlantic-10 Conference Defensive Player of Year in 2002...recipient of George H. "Bulger" Lowe award from Gridiron Club of Greater Boston as top defensive football player in New England... named All-America by Associated Press, American Football Coaches Association and Sports Network as senior...named conference's Defensive Player of Week after 3.5 sacks and five tackles for loss

performance in win over Rhode Island... Atlantic-10 Co-Defensive Player of Year as junior...earned first-team All-America honors from Associated Press, second-team from Sports Network and third-team from *Football Gazette*... earned school's Roger Ellis Rookie of Year Award in 1999...earned conference rookie of week honors after big game against James Madison...wrapped up career with 374 tackles, 57 tackles for loss, seven interceptions and 25 sacks...played at Maine from 1999-2002...mass communications major.

PERSONAL: Born in Wareham, Massachusetts... linebacker and quarterback at Wareham High School...earned all-scholastic honors from *Boston Globe* and *Boston Herald* in football and basketball...set school scoring record in basketball... lettered in track.

Year	Team	G-S	Tack.-Asst.	Total	Sacks-Yds.	Int.-Yds.	Long	TD	Pass Def.	Fumbles For.-Rec.
2003	San Diego	16-0	5-3	8	1-6	1-25	25	0	1	0-0
2004	San Diego	16-2	25-8	33	0-0	0-0	0	0	2	0-1
2005	San Diego	16-2	20-10	30	1.5-3.5	0-0	0	0	0	0-0
2006	San Diego	16-4	41-41	82	2.5-16.5	0-0	0	0	2	1-0
	Totals	64-8	91-62	153	5.0-26	1-25	25	0	5	1-1
	Postseason	2-0	1-1	2	0-0	0-0	0	0	1	0-0

Single-game Highs

Tackles — 11, at Seattle, Dec. 24, 2006
Sacks — 1, four times, Last: vs. Denver, Dec. 10, 2006
Interceptions — 1, vs. Green Bay, Dec. 14, 2003
Interception Return Yards — 25, vs. Green Bay, Dec. 14, 2003
Interception Return Long — 25, vs. Green Bay, Dec. 14, 2003

Postseason Single-game Highs

Tackles — 1, twice, Last: vs. New England, Jan. 14, 2007

Additional Statistics

Tackles for Loss — **2004, 1; 2005, 1; 2006, 1.**
Special Teams Tackles — **2003, 8; 2004, 9; 2005, 9; 2006, 4; Total, 30.**

Additional Postseason Statistics

Tackles for Loss — **2006, 1.**
Special Teams Tackles — **2004, 2.**



Photo: Mike Nowak

VETERANS & RETURNING PLAYERS





T.J. COTTRELL

Tight End
6-5, 255
2nd NFL Season
1st with Chargers

Buffalo State
Free Agent - '07
Williamsville HS
Williamsville, N.Y.

89

T.J. Cottrell was signed by the Chargers in February and allocated to play in NFL Europa for the Frankfurt Galaxy. It was his second time competing in NFL Europe, having played for the Rhein Fire in the Spring of 2005.

As a youth, T.J. spent seven summers working as a ball boy for the Buffalo Bills while his father, Ted, served as the team's defensive coordinator. While living in Buffalo, T.J. also volunteered in the community with the Society for the Prevention of Cruelty to Animals.

T.J. majored in broadcast programming at Buffalo State and has aspirations of pursuing a career in

television production following his football career.

A three-sport star as a prep at Williamsville High School in New York, T.J. parlayed his athletic ability into a stint with the Minnesota Ripknees of the American Basketball Association (ABA) during the 2006-07 season. The Ripknees finished 24-8 and captured the ABA's Central Division title. T.J. averaged 2.3 points and 3.8 rebounds per game. The Ripknees are named for a Minnesota-based non-profit charitable organization that supports people who suffer from cancerous diseases.

Scuba diving is one of T.J.'s hobbies.

Buffalo State...preseason All-America candidate prior to senior season... caught career-high 25 passes for 345 yards and three touchdowns as sophomore in 2001...played at Buffalo State from 2000-03... majored in broadcast programming.

PERSONAL: Born in Kansas City, Missouri... third-team All-Western New York in football and basketball at Williamsville South High School in Williamsville, New York...also lettered in track and field.

TRANSACTION HISTORY: Signed with Minnesota Vikings, May 12, 2004...waived Aug. 10, 2004...re-signed with Vikings, Jan. 14, 2005...placed on "Reserve-Injured" list, Sept. 4, 2005...waived by Minnesota, April 11, 2006...signed with Chargers, Feb. 6, 2007.

2005: Spent season on "Reserve-Injured" list in Minnesota.

COLLEGE: Played in 36 career games for Division III



ANTONIO CROMARTIE

Cornerback
6-2, 203
2nd NFL Season
2nd with Chargers

Florida State
Draft 1 - '06
Lincoln HS
Tallahassee, Fla.

31

During his rookie season, first round draft choice Antonio Cromartie blossomed into a dependable cover corner and special teams performer for the Bolts.

Cromartie was the team's sixth-leading tackler on special teams and he averaged a lofty 29.7 yards per return as a kickoff returner. Unfortunately he didn't register enough returns to qualify for the NFL rankings, but if he had, his 29.7-yard average would have led the league.

As a third corner on the Chargers' defense, Antonio helped the Chargers hold their opponents

to a passer rating of 76.6, a mark that was bettered by only 10 of the league's 32 teams. The Chargers held six of the final eight quarterbacks they faced in 2006 to a rating below 66.0. Cromartie, who is one of the team's fastest players, could challenge for a starting spot in 2007.

Antonio left Florida State after playing just two seasons in Tallahassee. His collegiate career started with great promise as he was one of only a handful of true freshmen to letter in 2003. He delivered another solid season in 2004, earning first-team



All-ACC honors despite starting only one game.


Then in 2005, while preparing for the season during a voluntary workout, he injured his knee while defending a pass in a one-on-one drill. The injury required surgery, forcing him to sit out the entire season. After the injury, Antonio worked diligently in his rehabilitation and exceeded the medical timetable that the doctors and trainers had set for him. He actually begged and pleaded with the medical staff at FSU to let him return to the field in '05, but as a precautionary measure, he was held out of late-season games and the Seminoles' bowl game.

Antonio was planning to return to Florida State for the 2006 season, but days before his team played in the 2006 Orange Bowl, he got a phone call from his mom, Cassandra, informing him that she'd been diagnosed with breast cancer. With his mom facing a life-threatening illness and a young son, Alonzo, at home, Antonio decided it was best

for his family if he were to leave Florida State and make himself available for the 2006 NFL Draft. The Chargers are glad that he did and they demonstrated it by making him the 19th pick in the first round.

Antonio grew up in Tallahassee so it was only natural that he enrolled with the hometown Seminoles. Interestingly, he had never been to a game at FSU's Doak Campbell Stadium until he was recruited by Florida State.

Antonio's hobbies include playing basketball, watching movies and collecting trading cards. He



estimates that his collection numbers around 2,000 pieces and one of his best cards is that of Chargers Hall of Fame quarterback Dan Fouts. Antonio also likes to look after his four dogs: Noah, Bear, Serena and Diamond.

TRANSACTION HISTORY: First-round draft choice (19) by San Diego, April 29, 2006...signed five-year contract with Chargers, July 26, 2006.

2006: Saw action Weeks 1-16 and in AFC Playoff game on defense and special teams...made outstanding play in single coverage to break up deep pass near goal line intended for Torry Holt in Oct. 29 game against St. Louis...had perhaps best day as pro in Chargers' 32-25 win over Cleveland Nov. 5...in first quarter with score tied 3-3, chased down NFL's leading punt returner Dennis Northcutt as he appeared on way to 91-yard touchdown return...was able to catch him from across field and force out of bounds at 10-yard line...instead of touchdown, San Diego's defense held Cleveland to field goal and kept score at 6-3 instead of 10-3...made even bigger play on special teams late in third quarter...with Cleveland up 12-10, Chargers punted from Browns' 37-yard line and he made great play to get downfield and down ball at two-yard line...San Diego's defense forced three-and-out on ensuing drive and after Browns punt, LaDainian Tomlinson scored touchdown on 41-yard run on first play to give San Diego lead for good at 17-12...on top of it all, Cromartie finished game with team-high two special teams tackles...helped force third quarter three-and-out in Chargers Nov. 19 win at Denver...with Chargers' trailing 24-14, broke up deep pass intended for Rod Smith on first-down play...after three-and-out, Bolts scored TD to climb back within 24-21...set up Chargers' first touchdown of Oakland game Nov. 26 with 91-yard kickoff return...it tied for seventh-longest in team history and was Bolts' longest since Ronney Jenkins 93-yarder against Raiders in Oakland Nov. 18, 2001...LT scored on four-yard run two plays after KOR...teamed with Kassim Osgood to down punt at two-yard line in second quarter of Dec. 3 game at Buffalo...afterward, defense forced three-and-out and offense scored TD

before end of half to take 17-0 lead to locker room...helped set up touchdown that gave Chargers 21-3 lead over Denver Dec. 10 with 45-yard kickoff return...collected two special teams tackles Week 15 at Seattle...had big pass breakup on third-and-two play early in fourth quarter of playoff game...after punt, Bolts drove 83 yards for touchdown to take 21-13 lead.

COLLEGE: First-team All-Atlantic Coast Conference selection in 2004...scored three touchdowns during his career including two interception returns of 40 and 71 yards and fumble return of 61 yards...made only start of career in 2004 Gator Bowl against West Virginia...redshirted in 2005 due to knee injury suffered during preseason voluntary workout...was one of only five true freshmen to letter for Seminoles in 2003...also ran track at Florida State and was member of school's 2004 ACC championship track team running sprints and hurdles...played at Florida State from 2003-05...majored in social science.

PERSONAL: Born in Tallahassee, Florida... 2002 USA Today National Defensive Player of Year and Parade Magazine All-America as defensive back at Lincoln High School in Tallahassee...led Lincoln to Class 4A state title as junior and record of 12-1-1 as senior...also saw time as running back, wide receiver and kick returner...finished career with 10 interceptions and 27 touchdowns, including 22 on offense, four on special teams and one on defense...multi-sport star averaged 14 points and nine rebounds on school's basketball team...lettered in track running 110-meters and 4x100 meter relay.

VETERANS & RETURNING PLAYERS

Year	Team	G-S	Tack.-Asst.	Total	Sacks-Yds.	Int.-Yds.	Long	TD	Pass Def.	Fumbles For.-Rec.
2006	San Diego	16-0	9-2	11	0-0	0-0	0	0	5	0-0
	Postseason	1-0	3-0	3	0-0	0-0	0	0	1	0-0

Kickoff Returns

Year	No.-Yds.	Avg.	Long	TD
2006	10-297	29.7	91	0
Postseason	1-15	15.0	15	0

Single-game Highs

Tackles — 2, three times, Last: vs. Arizona, Dec. 31, 2006

Additional Statistics

Special Teams Tackles — 2006, 10.



KRIS DIELMAN

Guard
6-4, 310
5th NFL Season
5th with Chargers

Indiana
Free Agent - '03
Troy HS
Troy, Ohio

68

Kris Dielman found his pot of gold right here in San Diego.

After another standout season in 2006, his second as a starter for the Chargers, Dielman had an opportunity to test the market as an unrestricted free agent. But instead of chasing riches and starting anew in a different NFL city, Dielman chose to follow his heart and signed a new six-year deal to stay with the Chargers through 2012.

Team President Dean Spanos played a key role in the Bolts' push to retain their starting left guard. He said this of Dielman shortly after the signing:

"This is huge for us. Kris brings so much to our team. The character and attitude of your football team starts with the offensive line. Kris brings an edge and intensity to that group that is vital. We're so happy to keep him in the fold."

Dielman is a throwback. He's tough and nasty, the kind of player opposing defensive linemen don't want to face on a Sunday afternoon. Three hours in the trenches against Dielman is like a 15-round heavyweight title fight. A former defensive lineman in college, Kris made the move to the offensive line shortly after joining the Chargers as an undrafted free agent and he hasn't looked back since.

Now is he not only being recognized in San Diego, but around the entire NFL. For the first time in his career, Dielman was selected as a first alternate to the Pro Bowl. Though he didn't end up getting an opportunity to play in the NFL's all-star

game, he still made the trip to Hawaii, courtesy of one of his linemates, Pro Bowl center Nick Hardwick. Kris also earned All-Pro honors from ESPN.com.

Dielman started 15 games in 2006 and helped the Chargers shatter several offensive records, including points and rushing yards for a season. He and his fellow lineman's play up front also helped league MVP LaDainian Tomlinson score an NFL-record 31 touchdowns. He was a key cog on a line that only allowed 28 sacks, tied for the eighth-fewest in the league.

One of the reasons Dielman elected to stay in San Diego is that the 26-year-old Ohio native recently bought a new home in the hillsides surrounding Pacific Beach. The house offers a stunning panoramic view of San Diego from the La Jolla coast to Mexico. Living just a hop-skip-and-a-jump from the beach, one of Dielman's favorite pastimes is riding his beach cruiser along the boardwalk that connects Pacific Beach and Mission Beach.

Another reason he chose to stay is the cadre of friends that he has made in San Diego. Among his closest friends are several San Diego Padres. Kris regularly attends their games at Petco Park and he even caught a foul ball during a game in 2005. Besides baseball, Kris also enjoys watching rodeos and ultimate fighting.



VETERANS & RETURNING PLAYERS

Continued next page

TRANSACTION HISTORY: Signed with Chargers as undrafted rookie, May 2, 2003...waived Aug. 26, 2003...signed to Chargers practice squad Sept. 2, 2003...signed to active roster Oct. 16, 2003...re-signed March 15, 2005...signed one-year contract March 20, 2006...signed new six-year contract with Chargers, March 3, 2007.

2006: First-alternate to AFC Pro Bowl squad... named Chargers co-Lineman of Year by teammates...shared award with Jamal Williams and Marcus McNeill... selected to ESPN.com's All-Pro Team... started Weeks 1-10, 12-16 and in AFC Divisional Playoff game vs. New England... inactive for Week 11 game against Oakland and replaced in starting lineup by Scott Mrcuczkowski...line did not allow any sacks and paved way for team to rush for 194 yards and two touchdowns in season opener at Oakland...quarterback Philip Rivers was only hit one time all night by Raiders defense, but on that play he completed 38-yard pass to Eric Parker that set up touchdown to give team 20-0 lead...line cleared way for 241-yard rushing day and three touchdowns, including two by LT, against Tennessee Sept. 17...for second-consecutive week, line did not allow any sacks...also for second week in row, Rivers was only hit one time in game by Tennessee's defense and on that play, he still completed 12-yard pass to Michael Turner...line cleared way for 150-yard rushing game Week 3 against Baltimore, team which was ranked first in league against run and only surrendering 34.3 yards per game on ground coming into contest...only surrendered one sack to Ravens defense and it came on Hail Mary play on last snap of game...line helped Bolts rush for 119 yards against Pittsburgh in Sunday Night game Oct. 8...Steelers had come into contest ranked fourth in league vs. run and only allowing 78.3 yards per game...line didn't allow any sacks in 39 pass attempts at San Francisco Oct. 15...marked third game of season group did not allow sack...line set tone for big day against St. Louis Oct. 29 as Bolts rushed for 216 yards against Rams, second 200-yard rushing game of season, and group only allowed one sack in 24 passing plays...line helped pave way for 190-yard rushing effort against Cleveland Nov. 5...helped clear way for LT to rush for 104 yards and four touchdowns in 49-41 win at Cincinnati Nov. 12...Bolts' starting five all named **Chargers Alumni Players of Week** after clearing way for 125 rushing yards and three touchdowns, while only allowing one sack in 26 pass attempts in 35-27 comeback win at Denver Nov. 19...line allowed only one sack for two yards in 33 pass plays and helped block for 110 yards and two TDs in 21-14 win over Oakland Nov. 26...helped Bolts rush for 197 yards and two LT touchdowns in 24-21 win at Buffalo Dec. 3...came up big on fourth-quarter game-clinching touchdown drive which consumed season-long 8:06, covering 13 plays and 80 yards as Bolts ran on nine of 13 plays...group allowed Bolts to rush for 147 yards

and four touchdowns Dec. 10 against Denver, allowing only two sacks, one of which was coverage sack, in 25 total pass plays...line key reason Bolts rushed for 265 yards, fifth-most in team history, in 20-9 win over Kansas City Dec. 17...helped Bolts rush for 168 yards, including 62-yard run by Tomlinson, and only allowed one sack in 31 pass plays in rainy conditions at Seattle Dec. 24...closed out season with 169-yard rushing effort in Dec. 31 win over Arizona...anchored 148-yard effort in AFC Playoffs vs. New England. **2005:** Started Weeks 3-16 at left guard...saw extensive action on offensive line in season opener against Dallas, lining up as tight end...replaced injured Toniu Fonoti at left guard in fourth quarter at Denver Sept. 18...started ESPN Sunday Night Football game against New York Giants Sept. 25 at left guard for injured Fonoti...line paved way for 268 yards rushing, third-best in team history, and did not allow any sacks against Giants...started Oct. 2 against New England on line that did not allow any sacks for second-consecutive week and helped Chargers rush for 183 yards en route to ending Patriots' NFL-record 21-game home winning streak...Oct. 16 at Oakland helped hold All-Pro tackles Warren Sapp and Ted Washington to three combined tackles while opening holes for running game to generate 190 yards on ground...offensive line did not allow any sacks in 44 pass attempts against Kansas City Oct. 30...did not allow any sacks in 27 pass attempts and paved way for 133 rushing yards in 31-26 win over New York Jets Nov. 6...line allowed only one sack in 33 pass attempts against Buffalo Week 10 and created running lanes for 202-yard rushing effort at Washington Week 11...in 26-17 win at Indianapolis Dec. 18, offensive line allowed only one sack and helped team rush for 206 yards. **2004:** Did not play Week 1...saw action on special teams Weeks 2-3, 5-16 and Wild Card Playoff game...saw brief action at end of Tennessee game Oct. 3, New Orleans game Nov. 7 and Kansas City game Jan. 2 at guard...played in goal line offense at Oakland Nov. 21 and at Kansas City Nov. 28. **2003:** Spent first five weeks on practice squad...dressed but did not play Weeks 6-8...played on special teams Weeks 9-11, 13 and 15-16...inactive Weeks 12 and 14...saw brief action as reserve left guard Week 15.

COLLEGE: Two-time honorable mention All-Big Ten Conference selection...voted Most Valuable Player by teammates as senior after leading team with five sacks and 14 tackles for loss...began career at Indiana as tight end...saw action at defensive tackle as sophomore and spent entire senior season on defense...recorded 62 tackles on defense and 26 catches for 361 yards and five touchdowns on offense...played at Indiana from 1999-2002...majored in management.

PERSONAL: Born in Goshen, Indiana...all-state and all-conference linebacker and tight end at Troy High School in Troy, Ohio...also lettered in basketball.



Games Played-Started: 2003 (6-0, San Diego); 2004 (15-0, San Diego); 2005 (16-14, San Diego); 2006 (15-15, San Diego); **Total** (52-29).

Postseason Games Played-Started: 2004 (1-0, San Diego); 2006 (1-1, San Diego); **Total** (2-1).



TIM DOBBINS

Linebacker
6-1, 246
2nd NFL Season
2nd with Chargers

Iowa State
Draft 5 - '06
Glendriff HS
Nashville, Tenn.

51

The Chargers used their fifth-round selection in the 2006 NFL Draft to select Tim Dobbins, a compact and powerful inside linebacker who gained valuable experience as a rookie. While his defensive reps were limited, Dobbins became one of the team's top special teams players as he racked up the third-highest tackle total on the team.

Off the field, Dobbins is mature beyond his

years. Tim and his wife, Amanda, have two daughters, Timera and Anna. His hobbies include bowling, golf, pool, skydiving, working out, white-water rafting and riding dirt bikes. He also enjoys watching movies with his family, particularly action films. Though he no longer maintains his collection, as a child Tim collected coins with his grandmother, the late Mary McKinney.

TRANSACTION HISTORY: Fifth-round draft choice (151) by San Diego, April 30, 2006...signed four-year contract with Chargers, July 25, 2006.

2006: Played Weeks 1-16 and in playoff game, primarily on special teams...tied Matt Wilhelm for team lead with two special teams tackles in Week 2...led squad with two special teams stops Week 3 at Baltimore...added two more ST stops at SF Week 5...led team with pair of special teams stops at Buffalo Dec. 3...logged two special teams stops in Dec. 10 win over Denver...collected two special teams tackles Week 15 at Seattle...scored first-career touchdown when he recovered muffed punt in end zone in Dec. 31 season finale against Arizona...score gave Bolts 24-7 lead in third quarter.

COLLEGE: Two-time All-Big 12 selection at Iowa State, earning first-team honors as senior in 2005

and honorable mention recognition as junior in 2004...Big 12 Defensive Newcomer of Year in 2004...started every game for Cyclones...spent 2002-03 seasons at Copiah-Lincoln Junior College in Mississippi...all-state honorable mention in Mississippi Association of Community and Junior Colleges after 2003 season in which he returned 48-yard interception and 44-yard fumble for touchdowns...finished JC career with 210 tackles, 13 sacks and four interceptions...played at Iowa State from 2004-05...sociology major.

PERSONAL: Born in Nashville, Tennessee...all-state linebacker at Glendriff High School selected to play in 2002 Tennessee-Kentucky All-Star Game in Knoxville...rushed for more than 1,400 yards as fullback...married, Amanda...has two daughters, Anna and Timera.

Year	Team	G-S	Tack.-Asst.	Total	Sacks-Yds.	Int.-Yds.	Long	TD	Pass Def.	Fumbles For.-Rec.
2006	San Diego	16-0	0-4	4	0-0	0-0	0	0	0	0-0
	Postseason	1-0	0-0	0	0-0	0-0	0	0	0	0-0

Additional Statistics

- Special Teams Tackles — 2006, 18.
- Special Teams Fumble Recoveries — 2006, 1.
- Special Teams Fumble Recovery Touchdowns — 2006, 1.

Additional Postseason Statistics

- Special Teams Tackles — 2006, 1.





DRAYTON FLORENCE

Cornerback
6-0, 195
5th NFL Season
5th with Chargers

Tuskegee
Draft 2A - '03
Vanguard HS
Ocala, Fla.

29

Drayton Florence responds well when his back is against the wall. A year ago the Chargers drafted Antonio Cromartie in the first round and the youngster was brought in to compete for a starting spot. How did Drayton respond? He did so by posting career highs in tackles and passes defended, while recording the second-highest interception total of his career. Two of his three picks proved to be pivotal as they took place late in the fourth quarter of late-season division games that helped the Chargers close out 2006 with 10 straight wins and their second AFC West title in the last three seasons.

Having to prove himself is nothing new for Florence. The former second-round draft choice from Tuskegee has faced challenges his entire NFL career. One of the biggest challenges was when he moved into the starting lineup in 2004, just one season after the Bolts surrendered a team-record 36 touchdown passes and won only four games. Since his insertion in the starting lineup, San Diego's pass defense has steadily improved and the team has won 35 games in the last three seasons. In 2004, the Bolts' touchdown total dropped from 36 to 19 and it has remained steady, 20 TD passes allowed in '05 and 19 in '06.

In total defense, the Chargers finished the 2006 season ranked 13th in defending the pass. It was a significant improvement from a year ago when the Bolts ranked 28th. During the '06 regular season, the squad gave up 24.1 fewer pass yards per game (224.9 to 200.8); it recorded six more interceptions (10 to 16), and eight more passes defended (94 to 102). Florence's 16 passes defended were second-most on the team and his three interceptions tied for second. Further, the Chargers held six of the final eight quarterbacks they faced in 2006

to a passer rating below 66.0. In the last eight games, including playoffs, San Diego's defense recorded 11 interceptions and broke up 65 passes.

One of the keys to Drayton's success is his offseason workout regimen. Aside from his work in the Chargers' offseason conditioning program, Florence has spent the last six years training in Florida with All-Pro wide receiver Randy Moss at the Randy Moss Speed Academy. The workouts last two to three hours, five days a week in Florida's heat and high humidity. Drayton also has hired a personal trainer with whom he practices yoga and Pilates, and he works out three times a week at the Reyes Boxing Gym in Chula Vista.

Drayton has become an active member of the community. For each Chargers home game, he purchases 20 tickets in the Chargers Community Corner that he distributes to inner-city youth through the Boys and Girls Clubs of San Diego.

In 2004 he started the Drayton Florence Foundation to develop programs to help disadvantaged youth in his hometown of Ocala, Florida. He has hosted football camps at his alma mater, Vanguard High School, a celebrity golf classic and a celebrity basketball shootout.

Away from football Drayton enjoys spending time with his son Jaden and daughter Jaelynn. He's become an addicted golfer and is an avid pool player who has a table in his home. He also likes to play Texas Hold'em poker for fun on the Internet.

Drayton is one of the team's biggest supporters of the military. His dad, Drayton, Sr., spent 20 years in the Army and retired with a rank of E7. Drayton's sister Lakisha is currently serving in the Army and is stationed in San Antonio, Texas. She carries the rank of E4.

TRANSACTION HISTORY: Second-round draft pick by Chargers (46), April 26, 2003... signed five-year contract July 23, 2003.

2006: Started Weeks 1-16...led secondary with five tackles Week 1 at Oakland...broke up pass Week 2 against Tennessee and just missed interception with clear path to endzone in front of him...had three-yard tackle for loss Week 3 at Baltimore...provided second-half spark with interception off attempted flea-flicker in Oct. 8 Sunday Night Football win over Pittsburgh...picked off deep ball intended for Santonio Holmes just three plays after Bolts had

kicked field goal to get within 13-10...Chargers drove 11 plays and 91 yards on ensuing possession to score touchdown and take 17-13 lead they would not relinquish...nearly intercepted pass on deep ball late in third quarter intended for Antonio Bryant at San Francisco Week 5...still broke up pass, which was his team-leading sixth pass defended of season...tied for team high with two pass breakups against Cleveland Nov. 5...one of pass breakups occurred on third-down play in fourth quarter to force field goal when Chargers led 17-12...made outstanding effort on fourth down play late in fourth quarter to break up pass intended for Glenn Holt in end zone and allow Chargers to



VETERANS & RETURNING PLAYERS

preserve 49-41 win at Cincinnati Nov. 12...helped seal Chargers Nov. 19 win at Denver with late fourth-quarter interception off Jake Plummer on fourth-and-four play with 3:10 remaining...returned pick 23 yards to Broncos' 23-yard line and five plays later, Chargers scored touchdown to claim 35-27 lead...defense then made stand as Chargers closed out victory...closed out Bolts' 21-14 win over Oakland Nov. 26 with interception on first play after two-minute warning... pass was tipped at line of scrimmage by Matt Wilhelm on fourth-and-13 play... Chargers took knee after pick and ran out clock for victory...led team with three passes defended in 24-21 win at Buffalo Dec. 3...racked up team-high three passes defended in Dec. 10 win over Denver...second-consecutive game with three passes defended... opened Broncos game by ending Denver's first offensive series with pass breakup against Rod Smith on third-and-eight play...started AFC Divisional Playoff game against New England and registered first-career postseason interception off Tom Brady in third quarter. **2005:** Started Weeks 1-2 at right cornerback...led team with two passes defended against New York Giants on ESPN Sunday Night Football Sept. 25...had apparent 30-yard interception return for touchdown against Eli Manning negated by roughing passer penalty... recorded tackle for loss among five stops against New England Oct. 2...injured ankle during Monday Night Football game against Pittsburgh Oct. 10...inactive Weeks 6-8 due to ankle injury... returned to action Week 9 but saw limited playing time on special teams...led team with two passes defended and tallied five stops against Buffalo in return to starting lineup Nov. 20...second-leading tackler with seven stops against Oakland Dec. 4...led team with two passes defended against Miami Dec. 11...recorded first interception of season in win at Indianapolis Dec. 18, but was stripped of ball during return and Colts recovered fumble...defense recovered and forced punt after three-and-out...also tallied two passes defended against Colts...tallied tackle for loss at Kansas City Dec. 24. **2004:** Ranked second on team with four interceptions and led squad with 54 yards in returns ...hauled in first-career interception against Jacksonville Oct. 10 and returned it 40 yards to set up 11-yard touchdown pass from Drew Brees

to Antonio Gates to give Chargers 21-0 lead...added two passes defended and team-high two special teams tackles against Jaguars...recorded interception at Atlanta Oct. 17 late in second quarter that resulted in 17-yard touchdown pass from Brees to Eric Parker on ensuing drive and gave San Diego 14-7 lead at halftime... moved into starting lineup at Carolina Oct. 24 but left game early with ankle injury...inactive for Oakland game Oct. 31 and New Orleans game Nov. 7 due to ankle injury...active but did not play at Oakland Nov. 21...filled in for injured Sammy Davis at Kansas City Nov. 28...**AFC Defensive Player of Week** following Dec. 5 game against Denver...started vs. Broncos for injured Sammy Davis and recorded interception off Jake Plummer on opening series of game... Chargers scored touchdown four plays later on five-yard touchdown run by LaDainian Tomlinson to take 7-0 lead...then late in fourth quarter of 20-17 game, broke up fade pass in end zone intended for Rod Smith and tipped ball in air where it was intercepted by Jerry Wilson to seal victory...finished Broncos game with three tackles, including one for loss, and two passes defended...counted tackle for loss among three stops at Cleveland Dec. 19...racked up career-high seven tackles at Indianapolis Dec. 26...iced victory over Kansas City Jan. 2 with fourth-quarter interception off Trent Green...collected pass defended and three stops in Wild Card Playoffs against New York. **2003:** Tallied season-high six tackles at Oakland Sept. 28.

COLLEGE: Scored school-record three touchdowns on interception returns at Tuskegee...first-team Division II All-America selection by Associated Press, Sheridan Black Network, *Football Gazette* and American Football Coaches Association as senior... first-team All-Southern Intercollegiate Conference pick...two-time conference player of week...played at Tennessee-Chattanooga from 1999-2000 and Tuskegee from 2001-02...majored in social work.

PERSONAL: Born in Ocala, Florida... all-district selection at Vanguard High School in Ocala...spent sophomore year at Richland Northeast High School in Columbia, South Carolina.

Year	Team	G-S	Tack.-Asst.	Total	Sacks-Yds.	Int.-Yds.	Long	TD	Pass Def.	Fumbles For.-Rec.
2003	San Diego	16-0	16-0	16	0-0	0-0	0	0	2	0-0
2004	San Diego	13-5	28-4	32	0-0	4-54	40	0	8	0-0
2005	San Diego	13-12	47-7	54	0-0	1-9	9	0	11	0-0
2006	San Diego	16-16	51-12	63	0-0	3-24	23	0	16	0-0
	Totals	58-33	142-23	165	0-0	8-87	40	0	37	0-0
	Postseason	2-2	8-0	8	0-0	1-17	17	0	2	0-0

Year	Kickoff Returns					Punt Returns				
	No.-Yds.	Avg.	Long	TD	No.-Yds.	FC	Avg.	Long	TD	
2003	4-47	11.8	24	0	0-0	0	0.0	0	0	
2004	0-0	0.0	0	0	1-0	0	0.0	0	0	
Totals	4-47	11.8	24	0	1-0	0	0.0	0	0	

Continued next page





Single-game Highs

Tackles — 7, four times, Last: at Buffalo, Dec. 3, 2006
Interceptions — 1, eight times, Last: vs. Oakland, Nov. 26, 2006
Interception Return Yards — 40, vs. Jacksonville, Oct. 10, 2004
Interception Return Long — 40, vs. Jacksonville, Oct. 10, 2004

Postseason Single-game Highs

Tackles — 5, vs. New England, Jan. 14, 2007
Interceptions — 1, vs. New England, Jan. 14, 2007
Interception Return Yards — 17, vs. New England, Jan. 14, 2007
Interception Return Long — 40, vs. New England, Jan. 14, 2007

Additional Statistics

Tackles for Loss — **2004**, 2; **2005**, 2; **2006**, 1.
Special Teams Tackles — **2003**, 4; **2004**, 4; **2006**, 2; **Total**, 8.



MALCOM FLOYD

Wide Receiver
6-5, 225
2nd NFL Season
4th with Chargers

Wyoming
Free Agent - '04
River City HS
Sacramento, Calif.

80

Malcom Floyd was coming into his own in 2006 when his season was cut short by an untimely ankle injury. The injury interrupted Malcom's coming-out party during the Bolts' Nov. 12 game at Cincinnati after he had hauled in a career-high five passes for 109 yards and a touchdown. The injury was severe enough that it would end his season and Floyd spent the balance of the year on the "Reserve-Injured" list. The good news however is that his ankle is completely healed and the experience Floyd gained last season should pay big dividends in 2007.

The explosive Floyd, who has increased his weight by 25 pounds since he joined the team as an

undrafted rookie in 2004, wears number 80 and was given the nickname "M-80" by his teammates.

Malcom has an NFL pedigree as his older brother, Malcolm, played wide receiver for the Houston Oilers during the 1994-97 seasons. The elder Floyd is now an elementary school principal in Sacramento.



Malcom's hobbies include playing basketball, boogie boarding at Mission Beach and playing the newest video games. He was an all-conference basketball player in high school and his team won an intramural championship while he was in college at Wyoming.

TRANSACTION HISTORY: Signed with Chargers as undrafted rookie, April 30, 2004 ...waived Sept. 5, 2004...signed to practice squad Sept. 7, 2004...signed to active roster Dec. 11, 2004...waived Sept. 3, 2005...re-signed to practice squad Sept. 5, 2005...signed to active roster Dec. 7, 2005...signed one-year contract with Bolts, March 7, 2007.

2006: Caught 31-yard touchdown pass at Baltimore Oct. 1 on play in which Samari Rolle slipped and fell in coverage...caught touchdown pass for second time in as many weeks with nine-yard tiptoeing catch in back corner of the end zone against Pittsburgh Oct. 8 in NBC Sunday Night game...catch withstood instant replay challenge and tied him for team lead with two touchdown catches on season...caught career-long 46-yard touchdown pass in third quarter of 49-41 win at Cincinnati Nov. 12...score helped Chargers get within 28-21 after trailing 28-7...on previous drive, helped set up LT four-yard touchdown run with 27-

yard catch and run to four-yard line...**Chargers Alumni Player of Week** following Nov. 12 game at Cincinnati...subbing for injured Eric Parker (neck), Floyd left "Queen City" with his first-career 100-yard game, hauling in five catches for 109 yards and score against Bengals...among catches was late fourth-quarter 12-yard tiptoe catch along boundary on third-and-nine play...catch withstood replay challenge and kept drive alive that ended six plays later with touchdown that give Chargers final points in win over Bengals...inactive for Week 13 Denver game with ankle injury...placed on "Reserve-Injured" list due to ankle injury Dec. 14. **2005:** Spent Weeks 1-12 on Chargers' practice squad...inactive Weeks 13-16. **2004:** Started against Kansas City Jan. 2 and caught first-career touchdown pass of 13 yards from Philip Rivers...was also Rivers' first-career touchdown pass... set up second-quarter touchdown catch by Ryan Krause with 27-yard catch to Chiefs' 10-yard line that led to touchdown three plays later...

VETERANS & RETURNING PLAYERS

SPORTS
HATS OFF
Forward pr
SPORTS
BALLY JUN

saw action as reserve in Wild Card Playoff game vs. New York Jets.

touchdowns...redshirted in 1999...played at Wyoming from 1999-2003...majored in health sciences.

COLLEGE: Honorable mention All-Mountain West Conference as senior...first-team all-conference by *Football News* and *Sporting News* as sophomore...finished career with 186 catches for 2,411 yards and 14

PERSONAL: Born in Sacramento, California...all metro and offensive MVP of league at River City High School in Sacramento...first-team all-league in basketball.

Year	Team	G-S	Receiving			
			No.-Yds.	Avg.	Long	TD
2004	San Diego	4-2	3-49	16.3	27	1
2005	San Diego	0-0	0-0	0.0	0	0
2006	San Diego	12-0	15-210	14.0	46t	3
	Totals	16-2	18-259	14.4	46t	4
	Postseason	1-0	0-0	0.0	0	0

Single-game Highs

- Receptions — 5, at Cincinnati, Nov. 12, 2006
- Receiving Yards — 109, at Cincinnati, Nov. 12, 2006
- Receiving Long — 46t, at Cincinnati, Nov. 12, 2006
- Receiving TDs — 1, four times, Last: at Cincinnati, Nov. 12, 2006
- Receiving Long TD — 46t, at Cincinnati, Nov. 12, 2006

Additional Statistics

Special Teams Tackles — 2006, 1.

2006 Game-By-Game Receiving

Date	Opponent	No.	Yards	Avg.	Long	TD
09/11	at Oakland	0	0	0.0	--	0
09/17	Tennessee	1	9	9.0	9	0
10/01	at Baltimore	1	31	31.0	31t	1
10/08	Pittsburgh	2	18	9.0	9t	1
10/15	at San Francisco	0	0	0.0	--	0
10/22	at Kansas City	1	19	19.0	19	0
10/29	St. Louis	1	5	5.0	5	0
11/05	Cleveland	2	8	4.0	6	0
11/12	at Cincinnati	5	109	21.8	46t	1
11/19	at Denver	1	7	7.0	7	0
11/26	Oakland	0	0	0.0	--	0
12/03	at Buffalo	1	4	4.0	4	0
12/10	Denver	Inactive				
12/17	Kansas City	Injured-Reserve				
12/24	at Seattle	Injured-Reserve				
12/31	Arizona	Injured-Reserve				
TOTALS		15	210	14.0	46t	3
01/14	New England+	Injured-Reserve				

* Denotes starter

+ Denotes postseason game



VETERANS & RETURNING PLAYERS



ANTONIO GATES

Tight End
6-4, 260
5th NFL Season
5th with Chargers

Kent State
Free Agent - '03
Central HS
Detroit, Mich.

85

Simply put, Antonio Gates is the best receiving tight end in the NFL today. He's been a Pro Bowl starter and a consensus first-team All-Pro the last three seasons.

In 2006, Antonio was the team's leading receiver with 71 catches, 924 yards and nine touchdowns. He was just one touchdown catch shy of becoming the first tight end in NFL history to record 10 or more touchdown catches in three straight seasons. Among the NFL's tight ends, he led the league in yards and touchdown catches, while ranking fourth in receptions. He also led the league's tight ends with 14 catches of 20-or-more yards.

Gates was coming off a career year in 2005, one in which he set career highs with 89 catches and 1,101 yards. He tied Kellen Winslow's team record for the most receptions by a tight end and his yardage total was the most by a Bolts' tight end since Winslow racked up 1,172 yards in 1983. For the '05 season, Gates led the team and led all NFL tight ends in receptions, receiving yards and touchdown catches (10). He became only the second player in NFL history (Todd Christensen, 1983) to rack up at least 1,100 receiving yards while catching at least 10 touchdown passes. When Antonio scored those 10 touchdowns in 2005, it was his second-consecutive season with at least 10 touchdown catches (13 in 2004). He became the first tight end in the NFL (since 1970) with consecutive seasons of 10 or more touchdown catches and his 23 touchdown catches during the 2004-05 seasons were the most ever by any NFL tight end in a two-year stretch.

Off the field, Gates has shown San Diegans that he can be a giver as well as a receiver. For the last three years, he has served as the honorary chairman for the Shoot to Cure HD, a speed free-throw shooting event that raises money for the Huntington's Disease Society of America. And last December, he hosted a holiday event for homeless

teens from the San Diego Center for Children, the Clark Teen Center and the Ronald McDonald House.

Gates' unique route to the NFL is well-chronicled. When he signed with the Chargers in 2003, he had not strapped on shoulder pads since his senior season at Central High School in Detroit. He began his collegiate career at Michigan State under the assumption that he could play both football and basketball. When the school's football coach relented, Gates decided to focus on hoops and decided it was best to leave the East Lansing campus. An up-and-down start to his basketball career sent Antonio bouncing to three different schools before he finally found a home at Kent State. In two seasons for the Golden Flashes, he helped lead the team to back-to-back conference championships and the "Elite Eight" in the 2002 NCAA Tournament. Gates left the Kent, Ohio campus as the school's sixth all-time scorer. Labeled as a classic "tweener" coming out of college and not likely to be drafted into the NBA, Gates opted to give football another shot and that led to his signing with the Chargers.



In the May 2007 issue of Pro Football Hall of Fame Magazine, Gates was listed as the fourth-best undrafted player in NFL history.

Gates still follows college basketball closely and often participates in pickup games in the open gym at nearby San Diego State. In 2005 he attended his first-ever Final Four, traveling to St. Louis to cheer on Michigan State.

Gates enjoys movies and live comedy shows. In May, Antonio was invited to New York to tape a commercial with actor Bruce Willis for the movie "Die Hard 4." He often travels to Los Angeles comedy clubs to watch some of the West Coast's top comedians. Among his favorites are Mike Epps and Alex Thomas.



TRANSACTION HISTORY: Signed with Chargers as undrafted rookie, May 2, 2003...signed six-year contract with Chargers Aug. 22, 2005.



2006: Selected to 2007 AFC Pro Bowl squad... first-team All-Pro by Associated Press, Sporting News, USA Today Sports Weekly, Pro Football

Weekly and Professional Football Writers of America, Sports Illustrated and Sports Illustrated.com, and ESPN.com...named to PFW's and PFWA's All-AFC Team...named to NFL.com's All-Interview Team...caught four-yard touchdown pass to give Bolts 20-0 lead in Sept. 11 season opener at Oakland...had game-long 28-yard catch during third-quarter field goal drive Week 2 against

VETERANS & RETURNING PLAYERS

SPORTS
HATS OFF

Forward pr

SPORTS
BALLY JUN

Tennessee... 22-yard touchdown catch in third quarter helped Bolts overcome deficit and take 17-13 lead against Pittsburgh in Sunday Night Football game Oct. 8...earlier in game, he helped set up touchdown that trimmed 10-0 deficit with another 22-yard catch on third-and-11 play during drive that ended with Malcom Floyd touchdown catch... scored Bolts first touchdown of game in San Francisco Oct. 15 on 57-yard catch-and-run in first quarter...was second-longest score of career...caught touchdown pass for third game in row Oct. 22 against Chiefs...it was his eighth-career touchdown catch against Kansas City, most he's scored against any single opponent during his NFL career...led Chargers with nine catches in game, including game-long 21-yard catch on third-and-20 play during second-quarter field goal drive...led team with five catches and 66 yards Oct. 29 vs. St. Louis...set tone early against Rams with 27 and 16-yard catches on second-and-eight plays during team's first two scoring drives as Bolts jumped out to 14-0 lead...Chargers scored and took 7-0 lead on next play after Gates' 27-yard catch on opening drive...came up with huge 27-yard catch on third-and-eight play late in fourth quarter at Cincinnati Nov. 12...three plays after catch, Chargers scored touchdown for final points in 49-41 win...helped Chargers pull out 35-27 come-from-behind win at Denver Nov. 19 with big fourth-quarter effort...responsible for 32 of team's 55 yards on drive in which Bolts reclaimed lead at 28-27, including key 10-yard catch to Broncos' seven on third-and-three play...led team with six catches for 81 yards, including 19-yard touchdown pass from LaDainian Tomlinson, in 21-14 win over Oakland Nov. 26...caught his team-leading sixth touchdown pass of season Dec. 3 at Buffalo...11-yard pass from Rivers with 24 seconds left in first half gave Chargers 17-0 lead...helped own cause on drive with 26-yard catch on third-and-four two plays before touchdown...second TD in as many weeks after going four games



2007 Pro Bowl

Photo: Mike Nowak

without one...led team with seven grabs for 90 yards in Buffalo...included among catches was 19-yarder on third-and-four play during 8:06 fourth-quarter drive in which Bolts claimed 24-14 lead and essentially seal victory...**Chargers Alumni Player of Week** after catching two touchdown passes Dec. 10 against Denver...scored on 12 yarder in first quarter and seven-yarder on third-and-five play at end of second quarter...was first multi-touchdown game of season and first since Oct. 30, 2005 at Kansas City...were first-career TDs against Denver...finished game with 104 yards on seven catches for first 100-yard game of season...was also first-career 100-yard game against Broncos...went over 100-yard mark on 19-yard catch on third-and-seven play during fourth quarter field goal drive that gave Chargers 34-20 lead...two big catches in rain during second half of Seattle game Dec. 24...25-yard catch on first play of third quarter helped set up field goal for 10-0 lead...38-yard catch on third-and-10 play later in quarter kept alive field goal drive to give Bolts 13-7 edge...caught team-leading ninth touchdown pass of season on 33-yard play in the Bolts' Dec. 31 season finale against Arizona...touchdown gave Chargers first lead of game in second quarter (10-7)...was 14th catch of season covering 20+ yards, most in NFL by tight end...led team with six catches for 61 yards in Jan. 14 AFC Playoff game vs. New England...had 19-yard catch on second-and-nine play and 12-yard catch on third-and-seven play during fourth-quarter touchdown drive in which Bolts took 21-13 lead. **2005: AFC Pro Bowl starter...first-team All-Pro by Associated Press, Sporting News, Sports Illustrated, Sports Illustrated.com, ESPN.com, Pro Football Weekly, Professional Football Writers of America and USA Today Sports Weekly...Chargers Co-Offensive Player of Year...Midseason All-Pro selection by Pro Football Weekly**...did not play in season opener against Dallas due to roster exemption...led team with six catches for 80 yards at Denver Sept. 18...caught 12-yard pass on third-and-five and 13-yard pass on third-and-four during second-quarter touchdown drive...also had 13- and 24-yard catches during fourth quarter game-tying drive... caught 14-yard touchdown pass in third quarter to give Bolts 35-20 lead over New York Giants in ESPN Sunday Night Football game Sept. 25...during drive, caught 23-yard pass on third-and-six play to keep drive alive...ended night with team-leading six catches and 92 yards against Giants...had 19-yard catch on first offensive play of game...during second-quarter drive when Chargers took 21-3 lead, caught 15-yard pass on first play of drive and later caught 12-yarder on third-and-five play to sustain drive...led team with six catches for 108 yards in 41-17 win at New England on Oct. 2 that ended Patriots' NFL-record 21-game home winning streak...three of six catches against Patriots were on third-down plays and all three resulted in first downs to sustain scoring drives...11-yard touchdown catch in second quarter

Continued next page



against Pittsburgh on Monday Night Football Oct. 10 helped Chargers begin to erase 14-0 deficit...eight-yard touchdown catch at Philadelphia Oct. 23 gave Bolts 14-10 lead in fourth quarter...during drive caught three passes for 28 yards, including eight-yard catch on third-and-four play to keep drive alive...led team with eight catches against Eagles. **Chargers Alumni Player of Week** after setting career highs with 10 catches and 145 yards against Kansas City Oct. 30...tied his career high with three touchdown catches... Bolts improved to 5-0 in games when Gates has more than one touchdown catch...scoring catches covered 19 and 20 yards in first half and 35 yards in fourth quarter...set new career high for receiving yards on final touchdown catch...led team with eight catches and 132 yards receiving at New York Jets Nov. 6...17-yard catch on opening offensive drive of game led to touchdown and 7-0 lead one play later...took 29-yard pass to three-yard line to set up second-quarter touchdown which gave Bolts 21-7 lead over Jets... caught eight-yard pass to go over 100 yards for game during third quarter touchdown drive...**named to Pro Football Weekly's Midseason All-Pro Team**. 27-yard touchdown catch gave Chargers 14-3 lead over Buffalo Nov. 20...injured foot on first offensive series of second half while making 21-yard catch on third-and-eight play...did not return to game but came back for following game at Washington...caught 24-yard pass on first play of overtime against Redskins to set up LaDainian Tomlinson's game-winning 41-yard touchdown run on following play...in Dec. 4 ESPN Sunday Night Football game against Oakland, caught six-yard touchdown pass to give Bolts 10-3 lead in second quarter...pass was originally ruled incomplete but overturned on replay challenge...two plays before touchdown, caught 17-yard pass on third-and-13 play to keep drive alive...three of four catches against Raiders resulted in first downs...racked up 123 receiving yards against Miami Dec. 11 to raise season total to new career-high of 997...set career high with 13 catches against Dolphins and caught eight-yard touchdown pass with 15 seconds left in fourth quarter...caught eight-yard pass on fourth-and-four play two snaps before touchdown catch...led squad with six catches at Indianapolis Dec. 18...helped sustain second-quarter field-goal drive at Indianapolis Dec. 18 by drawing defensive holding penalty on third-and-six play and then catching five- and 10-yard passes on successive third-and-two plays...field goal gave Bolts 13-0 first-half lead...drew another illegal contact penalty during third-quarter field-goal drive for 16-0 edge...caught 18-yard touchdown pass on third-and-five play in first quarter at Kansas City Dec. 24...started 10-play touchdown drive with 22-yard catch on first play. **2004: AFC Pro Bowl starter. first-team All-Pro by Associated Press, Football Digest, Sporting**



News, Sports Illustrated and Sports Illustrated.com. second-team All-Pro by College & Pro Football Newsweekly. All-NFL, All-AFC and

All-Pro second-team by Pro Football Weekly and Professional Football Writers of America...NFL Alumni Association Tight End of Year. Chargers Offensive Player of Year...led team with 81 catches, 964 yards and 13 touchdowns...set NFL single-season record for touchdown catches by tight end...tied for second-most single-season touchdown catches in team history...finished year fourth in NFL in touchdown catches...ranked second in NFL with 30 third-down catches, fifth with 358 third-down receiving yards and third with six third-down touchdown catches...set career highs with eight catches and 123 yards in season opener at Houston...caught four passes on third-down plays that resulted in first downs and seven of his eight total catches went for first downs...caught 11-yard touchdown pass on third-and-10 play in second quarter against Tennessee Oct. 3...was first touchdown catch of season...led team with seven catches against Titans...had three catches for 25 yards during Chargers other second quarter touchdown drive versus Tennessee, including 12-yard catch on third-and-seven play...career-high two touchdown catches against Jacksonville Oct. 10... caught one- and 11-yard scoring passes on third-down plays in first half...26-yard third-down catch on opening series of game against Jaguars helped set up first touchdown and 29-yard catch on third-down in third quarter helped set up Nate Kaeding field goal...tied career high with eight catches versus Jacksonville...led team with 80 yards receiving and tied for team high with six catches at Atlanta Oct. 17...four of his six catches resulted in first downs...caught three passes for 67 yards on fourth-quarter touchdown drive that ended with Kaeding field goal...led team with seven catches for 61 yards in 17-6 win at Carolina Oct. 24...five of seven catches against Panthers, including four on third-down, resulted in first downs...critical third-down catches on both of team's third-quarter scoring drives enabled Chargers to turn 6-0 deficit into 10-6 lead...notched five- and one-yard touchdown catches in third quarter against Oakland Oct. 31...all five catches against Raiders resulted in first down...season-long 29-yard catch on first play of third quarter ignited drive that ended with his five-yard touchdown catch...16-yard catch on first offensive play of game started drive that ended with 17-yard touchdown catch by Justin Peelle... **Chargers Alumni Player of Week** after pulling down career-high three touchdown catches against New Orleans Nov. 7... scores covered 12, seven and two yards... first Chargers receiver to have three touchdown catches in game since Tony Martin had three against Baltimore Sept. 28, 1997...first three-touchdown game by Chargers tight end since Kellen Winslow against Kansas City Dec. 11, 1983...raised season touchdown total to eight, most by tight end on team since Winslow had eight in 1983...led team with eight catches for 101 yards and touchdown at Oakland Nov. 21...scored touchdown on 11-yard catch to cap game's opening drive on third-and-six play...also had

23-yard catch on third-and-two early in drive to keep chains moving...caught 12-yard pass from Brees on third-and-five play in fourth quarter that resulted in six-yard touchdown run by LaDainian Tomlinson three plays later for deciding points in 23-17 win...led team with 92 receiving yards and two touchdowns on seven catches at Kansas City Nov. 28...touchdown catches were 10th and 11th of season to set new team record for tight ends, surpassing mark of 10 set by Winslow and Willie Frazier...touchdown catches against Chiefs raised total to eight in last four games, tied with Wes Chandler for most in team history in four-game stretch... both scoring catches came in fourth quarter and covered 18 and 11 yards...held to three catches and 31 yards against Broncos Dec. 5, but two of three catches were on third-down plays that resulted in first downs, including 10-yard catch on third-and-five during second-quarter touchdown drive to give Chargers 14-7 lead...snapped two-game scoreless streak with career-long 72-yard touchdown catch at Cleveland Dec. 19...12th touchdown catch of season tying NFL record for tight ends shared by Wesley Walls, Todd Christensen, Jerry Smith and Mike Ditka...touchdown was lone catch versus Browns... caught four-yard touchdown pass at Indianapolis Dec. 26 for 13th touchdown of season to set new NFL record for tight ends...also caught 20-yard pass on third-and-18 on fourth play of touchdown drive... three of seven catches against Colts were third downs that resulted in first downs, including touchdown catch...did not play against Kansas City Jan. 2...caught game-tying one-yard touchdown pass with 11 seconds left in fourth quarter to force overtime in Wild Card Playoff game against New York Jets...caught 21- and 44-yard passes during drive to help set up touchdown...started and caught three passes for 51 yards for AFC in 38-27 win over NFC in Pro Bowl Feb. 13...

12-yard touchdown catch from Peyton Manning gave AFC 28-7 lead in second quarter ...caught 33-yard pass from Brees to start scoring drive in fourth quarter...drive ended with Tomlinson touchdown run for deciding points in victory. **2003:** Caught first-career touchdown pass against Minnesota Nov. 9 on four-yard pass from Doug Flutie...26-yard catch in fourth quarter set up final touchdown against Minnesota... grabbed 18-yard touchdown catch on pass from Flutie on final play of Kansas City game Nov. 30...set season high with 117 yards receiving on five catches against Green Bay Dec. 14...season-long 48-yard catch against Packers...was first Chargers rookie to have 100 receiving yards in game since Wayne Walker at Washington Dec. 10, 1989...matched season high with five catches at Pittsburgh Dec. 21.

COLLEGE: Associated Press honorable mention All-America following senior season when he averaged 20.6 points and 7.7 rebounds...also named first-team All-Mid American Conference and was runner-up for Player of Year honors...played on teams that won back-to-back MAC East Division Titles and posted consecutive 20-win seasons (2001-02 and 2002-03)...finished career ranked sixth in school history with 1,216 points...spent first college semester at Michigan State and transferred to Eastern Michigan University for spring semester in 1999 where he averaged 10.2 points and team-leading 7.4 rebounds... transferred to College of Sequoias in California for 2000-01 season but did not play basketball...majored in general studies.

PERSONAL: Born June 18, 1980 in Detroit, Michigan... led Detroit Central High School to Class A state championship as senior... first-team all-state selection in football and basketball.

ANTONIO GATES' ALL-PRO HONORS



Three-time Pro Bowl selection (2004-06)



Three-time All-Pro by Sporting News (2004-06)



Two-time All-Pro by USA Today Sports Weekly (2005-06)



Three-time All-Pro by Associated Press (2004-06)



Three-time All-Pro by Pro Football Weekly and Professional Football Writers of America (2004-06)



All-Pro by Football Digest (2004)



Three-time All-Pro by Sports Illustrated and SI.com (2004-06)



Two-time All-Pro by ESPN.com (2005-06)





Year	Team	G-S	Receiving			
			No.-Yds.	Avg.	Long	TD
2003	San Diego	15-11	24-389	16.2	48	2
2004	San Diego	15-15	81-964	11.9	72t	13
2005	San Diego	15-15	89-1,101	12.4	38	10
2006	San Diego	16-16	71-924	13.0	57t	9
Totals		61-57	265-3,378	12.7	72t	34
Postseason		2-2	12-150	12.5	44	1

Single-game Highs

Receptions — 13, vs. Miami, Dec. 11, 2005
 Receiving Yards — 145, vs. Kansas City, Oct. 30, 2005
 Receiving Long — 72t, at Cleveland, Dec. 19, 2004
 Receiving TDs — 3, twice, Last: vs. Kansas City, Oct. 30, 2005
 Receiving Long TD — 72t, at Cleveland, Dec. 19, 2004

Postseason Single-game Highs

Receptions — 6, twice, Last: vs. New England, Jan. 14, 2007
 Receiving Yards — 89, vs. New York Jets, Jan. 8, 2005
 Receiving Long — 44, vs. New York Jets, Jan. 8, 2005
 Receiving TDs — 1, vs. New York Jets, Jan. 8, 2005
 Receiving Long TD — 1t, vs. New York Jets, Jan. 8, 2005

Additional Statistics

Special Teams Tackles — 2003, 4.

100-Yard Receiving Games (8)

Date	Opponent	W-L	No.-Yds.	Avg.	Long	TD
12/14/03	Green Bay	L	5-117	23.4	48	0
09/12/04	at Houston	W	8-123	15.4	29	0
11/21/04	at Oakland	W	8-101	12.6	28	1
10/02/05	at New England	W	6-108	18.0	38	0
10/30/05	Kansas City	W	10-145	14.5	35t	3
11/06/05	at New York Jets	W	8-132	16.5	29	0
12/11/05	Miami	L	13-123	9.5	25	1
12/10/06	Denver	W	7-104	14.9	26	2

Multi-Touchdown Games (6)

Date	Opponent	W-L	No.-Yds.	Avg.	Long	TD
10/10/04	Jacksonville	W	8-93	11.6	29	2
10/31/04	Oakland	W	5-63	12.6	29	2
11/07/04	New Orleans	W	5-56	11.2	29	3
11/28/04	at Kansas City	W	7-92	13.1	27	2
10/30/05	Kansas City	W	10-145	14.5	35t	3
12/10/06	Denver	W	7-104	14.9	26	2

Receptions by Opponent (incl. playoffs)

Opponent	No.	Yards	Avg.	Long	TD
Arizona (1)	4	56	14.0	33t	1
Atlanta (1)	6	80	13.3	23	0
Baltimore (2)	4	41	10.3	18	0
Buffalo (2)	12	167	14.0	27t	2
Carolina (1)	7	61	8.7	14	0
Chicago (1)	0	0	0.0	0	0
Cincinnati (2)	6	81	13.5	27	0
Cleveland (3)	3	94	31.3	72t	1
Denver (8)	28	316	11.3	26	2
Detroit (1)	2	18	9.0	10	0
Green Bay (1)	5	117	23.4	48	0
Houston (1)	8	123	15.4	29	0
Indianapolis (2)	13	78	6.0	20	1
Jacksonville (2)	9	101	11.2	29	2
Kansas City (6)	34	408	12.0	35t	8
Miami (2)	13	123	9.5	25	1
Minnesota (1)	3	55	18.3	26	1
New England (2)	12	169	14.1	38	0
New Orleans (1)	5	56	11.2	29	3
New York Giants (1)	6	92	15.3	23	1
New York Jets (3)	18	260	14.4	44	1
Oakland (8)	31	405	13.1	29	6
Philadelphia (1)	8	72	9.0	16	1
Pittsburgh (3)	13	180	13.8	22t	2
St. Louis (1)	5	66	13.2	27	0
San Francisco (1)	5	78	15.6	57t	1
Seattle (1)	2	63	31.5	38	0
Tampa Bay (1)	1	17	17.0	17	0
Tennessee (2)	11	112	10.2	28	1
Washington (1)	3	39	13.0	24	0
Totals (63)	277	3,528	12.7	72t	35

Total number of games against each opponent in parenthesis.



2006 Game-By-Game Receiving

Date	Opponent	No.	Yards	Avg.	Long	TD
09/11	at Oakland*	2	26	13.0	22	1
09/17	Tennessee*	4	55	13.8	28	0
10/01	at Baltimore*	4	41	10.3	18	0
10/08	Pittsburgh*	3	55	18.3	22t	1
10/15	at San Francisco*	5	78	15.6	57t	1
10/22	at Kansas City*	9	63	7.0	21	1
10/29	St. Louis*	5	66	13.2	27	0
11/05	Cleveland*	2	22	11.0	15	0
11/12	at Cincinnati*	5	69	13.8	27	0
11/19	at Denver*	5	48	9.6	17	0
11/26	Oakland*	6	81	13.5	27	1
12/03	at Buffalo*	7	90	12.9	26	1
12/10	Denver*	7	104	14.9	26	2
12/17	Kansas City*	1	7	7.0	7	0
12/24	at Seattle*	2	63	31.5	38	0
12/31	Arizona*	4	56	14.0	33t	1
	TOTALS	71	924	13.0	57t	9
01/14	New England**	6	61	10.2	19	0

2005 Game-By-Game Receiving

Date	Opponent	No.	Yards	Avg.	Long	TD
09/11	Dallas				Roster Exempt	
09/18	at Denver*	6	80	13.3	24	0
09/25	New York Giants*	6	92	15.3	23	1
10/02	at New England*	6	108	18.0	38	0
10/10	Pittsburgh*	5	61	12.2	20	1
10/16	at Oakland*	2	17	8.5	16	0
10/23	at Philadelphia*	8	72	9.0	16	1
10/30	Kansas City*	10	145	14.5	35t	3
11/06	at New York Jets*	8	132	16.5	29	0
11/20	Buffalo*	5	77	15.4	27t	1
11/27	at Washington*	3	39	13.0	24	0
12/04	Oakland*	4	51	12.8	19	1
12/11	Miami*	13	123	9.5	25	1
12/18	at Indianapolis*	6	29	4.8	10	0
12/24	at Kansas City*	4	52	13.0	22	1
12/31	Denver*	3	23	7.7	12	0
	Totals	89	1,101	12.4	38	10

2004 Game-By-Game Receiving

Date	Opponent	No.	Yards	Avg.	Long	TD
09/12	at Houston*	8	123	15.4	29	0
09/19	New York Jets*	4	39	9.8	14	0
09/26	at Denver*	4	30	7.5	10	0
10/03	Tennessee*	7	57	8.1	12	1
10/10	Jacksonville*	8	93	11.6	29	2
10/17	at Atlanta*	6	80	13.3	23	0
10/24	at Carolina*	7	61	8.7	14	0
10/31	Oakland*	5	63	12.6	29	2
11/07	New Orleans*	5	56	11.2	29	3
11/21	at Oakland*	8	101	12.6	28	1
11/28	at Kansas City*	7	92	13.1	27	2
12/05	Denver*	3	31	10.3	13	0
12/12	Tampa Bay*	1	17	17.0	17	0
12/19	at Cleveland*	1	72	72.0	72t	1
12/26	at Indianapolis*	7	49	7.0	20	1
01/02	Kansas City				Inactive	
	Season Totals	81	964	11.9	72t	13
01/08	New York Jets**	6	89	14.8	44	1
	Playoff Totals	6	89	14.8	44	1

2003 Game-By-Game Receiving

Date	Opponent	No.	Yards	Avg.	Long	TD
09/07	at Kansas City				Inactive	
09/14	Denver	0	0	0.0	0	0
09/21	Baltimore	0	0	0.0	0	0
09/28	at Oakland	2	30	15.0	17	0
10/05	at Jacksonville*	1	8	8.0	8	0
10/19	at Cleveland*	0	0	0.0	0	0
10/27	Miami	0	0	0.0	0	0
11/02	at Chicago*	0	0	0.0	0	0
11/09	Minnesota*	3	55	18.3	26	1
11/16	at Denver*	0	0	0.0	0	0
11/23	Cincinnati*	1	12	12.0	12	0
11/30	Kansas City*	3	49	16.3	18t	1
12/07	at Detroit*	2	18	9.0	10	0
12/14	Green Bay*	5	117	23.4	48	0
12/21	at Pittsburgh*	5	64	12.8	20	0
12/28	Oakland*	2	36	18.0	28	0
	Totals	24	389	16.2	48	2

* Denotes starter

+ Denotes postseason game



Photo: Mike Nowak



MIKE GOFF

Guard
6-5, 311
10th NFL Season
4th with Chargers

Iowa
UFA (Cincinnati) - '04
LaSalle-Peru Township HS
Peru, Ill.

79

After signing with the Chargers in 2004, guard Mike Goff immediately assumed a leadership role on the offensive line. He took youngsters Nick Hardwick, Shane Olivea and Marcus McNeill under his wing. He opened his Pacific Beach home to guard Kris Dielman and regularly hosted members of the offensive line and other current and former teammates to his house for dinner. This camaraderie has paid huge dividends as the offensive line has excelled as a unit. In each of Goff's three seasons in San Diego, the Chargers have ranked in the NFL's top 10 in rushing offense, including a number-two ranking in 2006. Due in large part to the play of the offensive line, the Chargers have strung together five-consecutive 2,000-yard rushing seasons, the longest such streak in team history and tied with Denver for the longest active streak in the NFL.

At right guard, Goff plays one of the more physically demanding positions on the football field. He's the only offensive lineman to start all 16 games each of the last three seasons, including both playoff games, and he comes into the 2007 season with a string of 74 consecutive regular-season starts. Last year, Goff helped the Bolts rush for a team-record 2,578 yards and he helped pave the way for NFL MVP LaDainian Tomlinson to rush for an NFL-record 28 touchdowns. As a team, the Chargers rushed for at least 100 yards 14 times to set a new team record and the line as a whole allowed only 28 sacks on the season, tied with Philadelphia for the eighth-fewest in the league.

One of Goff's most recognizable characteristics is his long hair. This summer, Goff actually cut his hair for a good cause as he donated it to Locks of Love, a public non-profit organization that provides hairpieces for children under 18 who have lost their hair as a result of undergoing chemotherapy treatments.



Outside of football, Goff's hobbies include reading, movies, golf, fishing and traveling, but his favorite hobby is cooking. Mike learned to cook by watching The Food Network and enjoys having teammates over to the house to sample his many specialty dishes. Since then, they have crowned him with the nickname "Chef." Goff has mastered many culinary specialties, but lists among his favorites: Creole tomato soup with croutons, stuffed jumbo shrimp with crabmeat dressing, lamb chops and pork Wellington.

Last year, Goff donned his apron and participated in a Battle of the Chefs event to help raise money for teammate Kassim Osgood's Team KO foundation and again at a fundraising event to help Chef Gavin Kaysen travel to the world finals of the prestigious Bocuse d'Or culinary competition in France. And on Christmas Day, Goff deep-fried two turkeys and a ham and invited teammates who were away from their families to celebrate Christmas at his house.

Mike's travels this year included trips to Aspen, St. Lucia, Ireland and Thailand. Last year, he and former college and Chargers teammate, Tim Dwight, and several friends spent a week on a sailboat traveling around the U.S. Virgin Islands.

When he's not slaving over a hot stove or touring the globe, Goff helps his father, Lyman, run a trucking business the two own in Columbus, Ohio. Their company hauls outdoor materials, including gravel and bedrock.

Before being drafted by the Bengals in 1998, he posted score of 38 on the Wunderlich intelligence test. It was the second-highest score among offensive linemen tested at the '98 NFL Combine.

TRANSACTION HISTORY: Third-round draft choice (78) by Cincinnati, April 18, 1998...signed five-year contract with Chargers, March 8, 2004.

2006: First-team All-Pro by Sports Illustrated.com... started all 16 games plus AFC Divisional Playoff game vs. New England...line did not allow any sacks and paved way for team to rush for 194 yards and two touchdowns in season opener at Oakland...quarterback Philip Rivers was only hit one time all night by

Raiders defense, but on that play he completed 38-yard pass to Eric Parker that set up touchdown to give team 20-0 lead...line cleared way for 241-yard rushing day and three touchdowns, including two by LT, against Tennessee Sept. 17...for second-consecutive week, line did not allow any sacks...also for second week in row, Rivers was only hit one time in game by Tennessee's defense and on that play, he still completed 12-yard pass to Michael Turner...line cleared way for 150-yard rushing game Week 3



VETERANS & RETURNING PLAYERS

against Baltimore, team which was ranked first in league against run and only surrendering 34.3 yards per game on ground coming into contest...only surrendered one sack to Ravens defense and it came on Hail Mary play on last snap of game...line helped Bolts rush for 119 yards against Pittsburgh in Sunday Night game Oct. 8...Steelers had come into contest ranked fourth in league vs. run and only allowing 78.3 yards per game...line didn't allow any sacks in 39 pass attempts at San Francisco Oct. 15...marked third game of season group did not allow sack...line set tone for big day against St. Louis Oct. 29 as Bolts rushed for 216 yards against Rams, second 200-yard rushing game of season, and group only allowed one sack in 24 passing plays...line helped pave way for 190-yard rushing effort against Cleveland Nov. 5...helped clear way for LT to rush for 104 yards and four touchdowns in 49-41 win at Cincinnati Nov. 12...starting five all named **Chargers Alumni Players of Week** after clearing way for 125 rushing yards and three touchdowns, while only allowing one sack in 26 pass attempts, in 35-27 comeback win at Denver Nov. 19...line allowed only one sack for two yards in 33 pass plays and helped block for 110 yards and two TDs in 21-14 win over Oakland Nov. 26...helped Bolts rush for 197 yards and two LT touchdowns in 24-21 win at Buffalo Dec. 3...came up big on fourth-quarter game-clinching touchdown drive which consumed season-long 8:06, covering 13 plays and 80 yards as Bolts ran on nine of 13 plays...group allowed Bolts to rush for 147 yards and four touchdowns Dec. 10 against Denver, allowing only two sacks, one of which was coverage sack, in 25 total pass plays...line key reason Bolts rushed for 265 yards, fifth-most in team history, in 20-9 win over Kansas City Dec. 17...helped Bolts rush for 168 yards, including 62-yard run by Tomlinson, and only allowed one sack in 31 pass plays in rainy conditions at Seattle Dec. 24...closed out season with 169-yard rushing effort in Dec. 31 win over Arizona...anchored 148-yard effort in AFC Playoffs vs. New England.

2005: First-team All-Pro by Sports Illustrated and Sports Illustrated.com. selected to USA Today's All-Joe Team...only offensive lineman to start all 16 games... played in 100th career game as starting right guard in season opener against Dallas...line paved way for 268 yards rushing, third-best in team history, and did not allow any sacks against New York Giants in ESPN Sunday Night Football game Sept. 25...line did not allow any sacks for second-consecutive week and helped Chargers rush for 183 yards at New England Oct. 2 to end Patriots' NFL-record 21-game home winning streak...line allowed only one sack against Pittsburgh on Monday Night Football Oct. 10... started Oct. 16 game at Oakland and helped hold All-Pro tackles Warren Sapp and Ted Washington to three combined tackles while opening holes for running game to generate 190 yards on ground...started 50th consecutive game against Kansas City Oct. 30...

offensive line did not surrender any sacks to Chiefs in 44 pass attempts...did not allow any sacks in 27 pass attempts and paved way for 133 rushing yards in 31-26 win over New York Jets Nov. 6...line allowed only one sack in 33 pass attempts vs. Buffalo Week 10 and created running lanes for 202-yard rushing effort at Washington Week 11...Goff made block to spring LaDainian Tomlinson for game-winning 41-yard touchdown run in overtime against Redskins...in 26-17 win at Indianapolis Dec. 18, offensive line allowed only one sack and helped team rush for 206 yards. **2004: Second-team All-Pro by Football Digest... named to USA Today's All-Joe Team. Chargers Alumni Player of Week** along with fellow starting offensive linemen following Week 11 win at Kansas City...started Weeks 1-16 and Wild Card Playoff game at right guard...blocked for NFL's sixth-ranked rush offense...line surrendered only 21 sacks, fourth-fewest in NFL and fewest by Chargers squad since 1990. **2003:** Valuable member of offense that ranked in NFL's top-half in total yards, rushing yards and passing yards for first time since 1997...started Week 1 at center...started Weeks 2-16 at right guard. **2002:** Key component of offense which posted streak of six consecutive games with 350 or more yards, longest team streak since 10-game stretch in 1986...started Weeks 1-3 and 7-16 at right guard...inactive Weeks 4-6 due to knee laceration suffered Sept. 22 at Atlanta. **2001:** Starting right guard was only offensive lineman to play all 1,071 offensive snaps...Bengals offensive line allowed only 28 sacks, fourth-fewest in team history. **2000:** Starting right guard led offensive line playing in 991 of possible 1,001 snaps during season...anchor of offensive line which blocked for Corey Dillon to rush for team-record 1,435 yards...played every snap against Denver Oct. 22 when Dillon rushed for NFL-record 278 yards and team rushed for club-record 407 yards...Bengals' rush offense ranked second in NFL...Goff surrendered only 2.5 sacks during entire season. **1999:** Saw reserve action at right guard Sept. 26...inactive Weeks 6-7 due to left knee sprain...subbed for Jones after injury Dec. 26 at Baltimore...starting left tackle for season finale at Jacksonville Jan. 2 for injured Rod Jones. **1998:** Inactive Weeks 5-9 recovering from partial ligament tear in left knee injured during practice...started Weeks 12-16 at right guard.

COLLEGE: Started every game as senior at right guard for nation's eighth-ranked rush offense... played at Iowa from 1994-97... majored in sociology.

PERSONAL: Born in Peru, Illinois...All-America defensive tackle and team captain at LaSalle-Peru Township High School.


Continued next page





Games Played-Started: 1998 (10-5, Cincinnati); 1999 (12-1, Cincinnati); 2000 (16-16, Cincinnati); 2001 (16-16, Cincinnati); 2002 (13-13, Cincinnati); 2003 (16-16, Cincinnati); 2004 (16-16, San Diego); 2005 (16-16, San Diego); 2006 (16-16, San Diego); Total (131-115).

Postseason Games Played-Started: 2004 (1-1, San Diego); 2006 (1-1, San Diego); Total (2-2).



CLETIS GORDON

Cornerback
6-1, 197
2nd NFL Season
2nd with Chargers

Jackson State
Free Agent - '06
Amite HS
Amite City, La.

24

Cletis "Flash" Gordon is one of the Chargers' fastest players.

A former undrafted free agent from Jackson State, he earned a spot on the roster in 2006 due to his speed and athleticism. Gordon spent the entire year on the active roster, but he only saw action in a couple of games. He provides the Chargers with a dual threat as both a cornerback and punt returner. This year, Gordon is hopeful of parlaying his athletic abilities into more playing time.

Cletis is the second member of his family to play in the NFL. His older cousin, Alan Ricard, is entering his seventh NFL season. Alan is a fullback who began his career in Baltimore and now plays for the Cleveland Browns. Alan's younger brother, Lester, a quarterback from Tulane, also spent time in the NFL this year as a rookie free agent with the Jacksonville Jaguars. Cletis and Lester were teammates at Amite High School in

Amite, Louisiana. Cletis was the team's star wide receiver and Lester was its quarterback.



Cletis grew up in Louisiana, but he was a big fan of the Dallas Cowboys. His favorite players were Tony Dorsett and Deion Sanders. As a child, Cletis had an extensive collection of football, baseball and basketball cards.

Gordon enjoys spending time with his family in Amite and with his teammates here in San Diego. His hobbies include basketball, golf, watching movies, bowling and shopping. He has also become a local spokesperson for Mothers Against Drunk Driving (MADD). Cletis makes regular appearances in San Diego schools to warn students about the dangers of drinking and driving.



TRANSACTION HISTORY: Signed two-year contract with Chargers as undrafted rookie, May 10, 2006.

2006: Inactive Weeks 1-10, 12, 14-15 and for play-off game vs. N.E....spent Weeks 1-2 recovering from wrist injury...dressed but did not play Week 11...saw action on special teams Week 13 vs. Denver...handled kickoff and punt returns in Dec. 31 season finale against Arizona...returned two kickoffs for 55 yards with long of 32.


COLLEGE: First-team All-Southwestern Athletic Conference choice as senior after racking up 41 tackles and four interceptions...versatile player with nickname "Flash" saw action as defensive back, wide

receiver, punt returner and kickoff returner...led squad in 2005 with 737 all-purpose yards...set record with 95-yard kickoff return for touchdown in 2003 Circle City Classic against Florida A&M...finished career with 26 yards rushing, 691 yards and nine touchdowns receiving, 492 yards and two scores on punt returns, 1,508 yards and two touchdowns on kickoff returns, and intercepted 11 passes with three returns for touchdowns...final defensive stats included 98 tackles, 4.5 tackles for loss and 16 passes defended...played at Jackson State from 2001-05...majored in psychology.

PERSONAL: Born in Amite City, Louisiana...all-district choice at Amite High School...also lettered in basketball.

Year	Team	G-S	Tack.-Asst.	Total	Sacks-Yds.	Int.-Yds.	Long	TD	Pass Def.	Fumbles For.-Rec.
2006	San Diego	2-0	1-0	1	0-0	0-0	0	0	0	0-0

Year	Kickoff Returns				Punt Returns				
	No.-Yds.	Avg.	Long	TD	No.-Yds.	FC	Avg.	Long	TD
2006	2-55	27.5	32	0	3-12	1	4.0	6	0



STEVE GREGORY

Cornerback
5-11, 185
2nd NFL Season
2nd with Chargers

Syracuse
Free Agent - '06
Curtis HS
Staten Island, N.Y.

28

As an undrafted rookie free agent, Steve Gregory was probably thought by some to be a long shot to make the team. After spending the first two weeks of the 2006 season on the practice squad, Gregory was promoted to the active roster and he didn't disappoint as he became one of the team's top special teams performers. He's back for his second year and looking for an even bigger role this season.

Steve grew up in Staten Island, New York and his family still resides there. His father, Steve, and stepmother, Judy, are both retired from the NYPD, however both were on active duty when the terror attacks of 9/11 struck New York City.

His brother, Anthony, also makes his home in New York City, working as a chef at the Four Seasons Hotel in Manhattan.

Steve's hobbies include golf, video games, movies, pool, bowling, darts and poker. He played baseball through high school as a shortstop and center fielder and had tryouts with the New York Mets and New York Yankees before enrolling at Syracuse to pursue a career on the college gridiron.



TRANSACTION HISTORY: Signed two-year contract with Chargers as undrafted rookie, May 8, 2006...waived Sept. 2, 2006...re-signed to practice squad, Sept. 4, 2006...signed two-year deal to active roster, Sept. 30, 2006.

2006: Spent Weeks 1-2 on Chargers' practice squad and played Weeks 3-16 and in playoff game vs. New England...signed to active roster Sept. 30 and played against Ravens Oct. 1...took over at corner for injured Quentin Jammer in fourth quarter and made great play to break up deep pass intended for Derrick Mason on third-and-five play to force punt...collected two special teams tackles Oct. 15 at San Francisco...led team with season-high three special teams tackles against St. Louis Oct. 29...led team with three special teams stops against Denver Dec. 10.

COLLEGE: Four year starter at Syracuse played three seasons as cornerback and spent junior year as wide receiver...finished career ranked third in school history with 40 passes defended, including single-game school record with six against North Carolina in 2002...finished career with 168 tackles, six interceptions and two forced fumbles...team's second-leading receiver in 2004 with 38 catches for 420

yards...special teams standout blocked five kicks during career, tied for second all-time...returned 36 kickoffs for 737 yards and 10 punts for 115 yards...named to All-Big East Freshman Team and Freshman All-America Team by *The Sporting News* after leading all freshmen in nation with 21 passes defended... earned Big East Special Teams Player of Week honors in 2002 after game against Central Florida...redshirted in 2001...played at Syracuse from 2001-05...earned degrees in finance and marketing.

PERSONAL: Born in Brooklyn, New York...all-city wide receiver by *Newsday* and *New York Daily News* as wide receiver at Curtis High School in Staten Island, N.Y....selected to New York squad for 2001 Governor's Bowl...named MSG Network/ Downtown Athletic Club/Heisman Trophy Tri-State All-Star as senior...winner of Al Fabbri Award as Staten Island's best player...played on New York Public Schools Athletic League championship teams as sophomore and junior...played quarterback, running back, wide receiver and returned punts and kickoffs...as prep, rushed for 2,703 yards, had 1,037 yards receiving, passed for 606 yards and scored 51 touchdowns...recorded 184 stops and five picks on defense...set Staten Island record with 2,060 rushing yards as senior.

Year	Team	G-S	Tack.-Asst.	Total	Sacks-Yds.	Int.-Yds.	Long	TD	Pass Def.	Fumbles For.-Rec.
2006	San Diego	14-0	0-0	0	0-0	0-0	0	0	1	0-0
	Postseason	1-0	0-0	0	0-0	0-0	0	0	0	0-0

Additional Statistics

Special Teams Tackles — **2006, 12.**
 Special Teams Fumble Recoveries — **2006, 1.**



NICK HARDWICK

Center
6-4, 295
4th NFL Season
4th with Chargers

Purdue
Draft 3B - '04
Lawrence North HS
Indianapolis, Ind.

61

Nick Hardwick had a year to remember in 2006. It started in March when he proposed to his longtime girlfriend, Jayme Biamonte, a former soccer player at Purdue. Then, in June, he signed a new six-year contract to remain a Charger through the 2011 season. It continued in the fall and winter when Hardwick, one of the key cogs on San Diego's offensive line, helped the Bolts rush for a team-record 2,578 yards en route to a 14-2 record and the team's second AFC West crown in the last three years. When it was all said and done, the fourth-year pro from Indianapolis capped off the year with an invitation to appear in his first-career Pro Bowl.

A starter since his rookie season, Hardwick started every game in 2006. With Nick in the starting front five, the Chargers have rushed for at least 2,000 yards every season. In addition to his responsibilities as a run blocker, Hardwick plays a huge role in pass protection and calling out the blocking signals for the entire offensive line. The group helped LaDainian Tomlinson earn his first-ever NFL MVP Award in '06.

Hardwick's route to the NFL was not a common one. A standout prep wrestler, he enrolled at Purdue University intent on wrestling for the Boilermakers. But that all changed after former Chargers QB Drew



Brees led Purdue to the 2001 Rose Bowl and Hardwick saw the excitement that it generated on the West Lafayette, Indiana campus. The following fall, he decided to walk on to the school's football team. A year after earning a spot as a defensive tackle on the scout team, he became the team's starting center and earned all-conference honors. In 2004, the Chargers made him a third-round draft pick and he's been a starter ever since.

Nick enjoys a wide range of extreme sports including surfing, snowboarding and skateboarding. The 300-pound Hardwick often can be seen paddling out on his 10-foot Ace longboard at Tourmaline Street, one of San Diego's premier longboard surfing spots. The Point Loma resident also enjoys skateboarding and often rides his long skateboard on the boardwalks of San Diego's beaches. One of many Chargers with an interest in classic cars, Hardwick purchased a 1975 Chrysler Cordoba last year.

One of Nick's closest friends on the team is tackle Shane Olivea. During the Chargers' bye week in 2004, Hardwick invited Olivea to travel with him to West Lafayette to attend the Purdue-Ohio State game, and the pair stayed with then-Boilermakers quarterback Kyle Orton. Hardwick attended Purdue and Olivea is an alumnus of Ohio State.

TRANSACTION HISTORY: Third-round pick (66) by San Diego, April 24, 2004...signed three-year contract July 29, 2004...signed new six-year contract through 2011, June 16, 2006.

2006: Selected to AFC Pro Bowl squad...started Weeks 1-16 and AFC Divisional Playoff game vs. New England...line did not allow any sacks and paved way for team to rush for 194 yards and two touchdowns in season opener at Oakland...quarterback Philip Rivers was only hit one time all night by Raiders defense, but on that play he completed 38-yard pass to Eric Parker that set up touchdown to give team 20-0 lead...line cleared way for 241-yard rushing day and three touchdowns, including two by LT, against Tennessee Sept. 17...for second-consecutive week, line did not allow any sacks...also for second week in row, Rivers was only hit one time in game by Tennessee's defense and on that play, he still completed 12-yard pass to Michael



Turner...line cleared way for 150-yard rushing game Week 3 against Baltimore, team which was ranked first in league against run and only surrendering 34.3 yards per game on ground coming into contest...only surrendered one sack to Ravens defense and it came on Hail Mary play on last snap of game...line helped Bolts rush for 119 yards against Pittsburgh in Sunday Night game Oct. 8...Steelers had come into contest ranked fourth in league vs. run and only allowing 78.3 yards per game...line didn't allow any sacks in 39 pass attempts at San Francisco Oct. 15...marked third game of season group did not allow sack...line set tone for big day against St. Louis Oct. 29 as Bolts rushed for 216 yards against Rams, second 200-yard rushing game of season, and group only allowed one sack in 24 passing plays...line helped pave way for 190-yard rushing effort against Cleveland Nov. 5...helped clear way for LT to rush for 104 yards and four touchdowns in 49-41 win at Cincinnati Nov. 12...starting five named **Chargers Alumni Players of Week** after clearing way for 125 rushing yards and



three touchdowns, while only allowing one sack in 26 pass attempts in 35-27 comeback win at Denver Nov. 19...line allowed only one sack for two yards in 33 pass plays and helped block for 110 yards and two TDs in 21-14 win over Oakland Nov. 26...helped Bolts rush for 197 yards and two LT touchdowns in 24-21 win at Buffalo Dec. 3...came up big on fourth-quarter game-clinching touchdown drive which consumed season-long 8:06, covering 13 plays and 80 yards as Bolts ran on nine of 13 plays...group allowed Bolts to rush for 147 yards and four touchdowns Dec. 10 against Denver, allowing only two sacks, one of which was coverage sack, in 25 total pass plays...line key reason Bolts rushed for 265 yards, fifth-most in team history, in 20-9 win over Kansas City Dec. 17...helped Bolts rush for 168 yards, including 62-yard run by Tomlinson, and only allowed one sack in 31 pass plays in rainy conditions at Seattle Dec. 24...closed out season with 169-yard rushing effort in Dec. 31 win over Arizona...anchored 148-yard effort in AFC Playoffs vs. New England. **2005:** Started Weeks 1-6 and 10-16 at center...line paved way for 268 yards rushing,

third-best in team history, and did not allow any sacks against New York Giants in ESPN Sunday Night Football game Sept. 25...line did not allow any sacks for second-consecutive week and helped Chargers rush for 183 yards at New England Oct. 2 to end Patriots' NFL-record 21-game home winning streak ...line allowed only one sack against Pittsburgh on Monday Night Football Oct. 10... started Oakland game Oct. 16 but left contest early with high ankle sprain...inactive Weeks 7-9 due to ankle injury...returned to starting lineup Week 10...line allowed only one sack in 33 pass attempts vs. Buffalo Week 10 and created running lanes for 202-yard rushing effort at Washington Week 11 ...in 26-17 win at Indianapolis Dec. 18, offensive line allowed only one sack and helped team rush for 206 yards. **2004:** Named to **ESPN.com's All-Rookie Team**... started Weeks 1-4 at center...left Tennessee game Oct. 3 with knee injury...inactive Weeks 5-6 while recovering from injury... returned to starting lineup Weeks 7-16 and for Wild Card Playoff game...left Oakland game Oct. 31 briefly in second quarter with concussion...named **Chargers Alumni Player of Week** along with fellow starting offensive linemen following Nov. 28 win at Kansas City...left playoff game versus Jets with ankle injury...returned to game for one play and left with knee injury and did not return.



2007 Pro Bowl

Photo: Mike Nowak

Games Played-Started: **2004** (14-14, San Diego); **2005** (13-13, San Diego); **2006** (16-16; San Diego); **Total** (43-43).

Postseason Games Played-Started: **2004** (1-1, San Diego); **2006** (1-1, San Diego); **Total** (2-2).

COLLEGE: Second-team All-Big Ten and recipient of team's Pit Bull Award for sustained tenacity and intense play as senior...Academic All-Big Ten as junior...walked on to team in 2001 as scout team defensive tackle and earned scholarship before junior season...played at Purdue from 2001-03...earned degree in economics.

PERSONAL: Born in Franklin, Indiana... earned three wrestling letters at Lawrence North High School in Indianapolis...member of state championship wrestling team... played football as freshman.



Photo: Mike Nowak





MARQUES HARRIS

Linebacker
6-1, 231
3rd NFL Season
3rd with Chargers

Southern Utah
Free Agent - '05
Grand Junction HS
Grand Junction, Colo.

92

Marques Harris has been a solid contributor for the Chargers. A former undrafted free agent, Marques became a regular in the Bolts' defensive rotation in 2006 after spending most of his rookie season as a contributor on special teams. Last season, Harris had a hand in several big defensive plays, and following each he celebrated with a back-handspring that gained national notoriety on sports shows across the country, including ESPN's SportsCenter.

Having spent most of his childhood in Colorado, Marques participates in a wide range of outdoor activities. Among his favorites are snowboarding, backpacking, camping and fishing.

When Marques began his collegiate career at

the University of Colorado, he became a second generation Buffalo. His dad, Alvin Phillips, played linebacker for the Buffaloes from 1972-76 and his uncle, Chuck Wiman, also played for the Buffaloes in the '70s.



Marques regularly volunteers for community events in San Diego. He got an early start in community service, founding two non-profit organizations while he was still in college. In October 2002, he founded Harris' Kids Inc., an organization to help underprivileged kids who need mentoring, and he later founded a similar organization called Baseline, Inc.

TRANSACTION HISTORY: Signed two-year contract with Chargers as undrafted rookie, April 29, 2005... re-signed to one-year contract with Chargers, March 16, 2007.

2006: saw action Weeks 1-13 & 15-16... recorded fourth-quarter fumble recovery in season opener at Oakland's nine-yard line after quarterback Andrew Walter put ball on ground...three plays after recovering fumble, Michael Turner scored one-yard touchdown run for final points in 27-0 win...logged extensive time for injured Shaun Phillips Week 6 at Kansas City...helped force three-and-out on Chiefs' first drive of third quarter when he pressured quarterback Damon Huard and broke up pass on Chiefs' third-down play...Eric Parker returned resulting punt career-long 50 yards to set up touchdown that allowed Bolts to get back within seven points at 20-13...then, midway through fourth quarter, Harris sacked Huard for nine-yard loss on third-and-five play and also forced fumble by Chiefs' quarterback...Luis Castillo recovered ball at Chiefs' 23-yard line and five plays later Chargers scored touchdown to tie game at 27-27...started Week 8 for injured Phillips...scored first career touchdown Nov. 5 against Cleveland when he recovered football in end zone after Randall Godfrey sacked Charlie Frye and forced fumble...score gave Chargers 10-6 lead in game...later collected sack for no yards in fourth quarter against Frye...in middle of fourth quarter of Nov. 12 game at Cincinnati, teamed with Shaun Phillips to stop Chris Perry for three-yard loss on shovel pass on third-and-six play...it ended Cincinnati drive and forced field goal that prevented Bengals from re-taking lead late in game, holding score at 42-41...Bolts then drove and scored on their

next possession to help seal victory...made one of biggest defensive plays of night in Chargers 35-27 Sunday Night Football win at Denver Nov. 19...made great read and tackled running back Damien Nash for six-yard loss late in fourth quarter with Chargers leading 28-27...it forced Broncos to go for it three plays later on fourth-and-four from their own 38-yard line...Jake Plummer's fourth down pass was in turn intercepted by Drayton Florence and returned to 23-yard line...it led to one-yard touchdown run by Tomlinson on following drive that gave Bolts 35-27 lead and essentially put game away...Nov. 26 against Oakland with game tied 14-14 late in fourth quarter, closed out three-and-out by Raiders with three-yard sack against Aaron Brooks on third-and-20 play...after punt, San Diego drove 67 yards in six plays to claim 21-14 lead and defense made final stand to seal victory...inactive for Week 14 Kansas City game while recovering from hamstring injury...returned to action Weeks 15-16...inactive for divisional playoff game vs. New England. **2005:** Inactive Weeks 1-2, 4-5 & 7...helped close out ESPN Sunday Night Football win over New York Giants Sept. 25 with late fourth-quarter nine-yard sack of Eli Manning ...was first-career NFL tackle...recorded multiple quarterback pressures against Kansas City's Trent Green in 28-20 win Oct. 30...two special teams tackles in wins over Oakland Raiders Dec. 4 and Indianapolis Dec. 18.

COLLEGE: Third-team All-America by Sports Network and first-team All-Great West Football Conference at Southern Utah in 2004...led team and ranked seventh in NCAA Division I-AA with 25 tackles for loss as senior...finished season with 68 tackles and 11 sacks...transferred from Colorado prior to senior

VETERANS & RETURNING PLAYERS


SPORTS
HATS OFF

Forward pr

SPORTS
BALLY JUN

season...spent 2000-03 seasons at Colorado...redshirted in 2003 after suffering broken leg in second game of season...honorable mention All-Big 12 from league's coaches in 2002...named to team's prestigious Victory Club by coaching staff in 2002 and 2003...tallied 133 tackles, 24 tackles for loss, 10 sacks and two interceptions during career with Buffaloes...earned degree in communications from Colorado...enrolled in master's program for education at Southern Utah.

PERSONAL: Born in Salt Lake City, Utah...PrepStar All-America at Grand Junction High School in Grand Junction, Colorado...named all-state by Denver Post and Rocky Mountain News...two-time first-team all-league choice...lettered four years and three times all-state in wrestling...won state title as senior in 189-pound weight class...lettered as freshman and sophomore in baseball as catcher and outfielder...married, Brandy, and couple has daughter, Savannah.



Marques Harris not only made a name for himself with his play on the field, but also for his patented back handspring following big defensive plays.

Photo: Mike Nowak

Year	Team	G-S	Tack.-Asst.	Total	Sacks-Yds.	Int.-Yds.	Long	TD	Pass Def.	Fumbles For.-Rec.
2005	San Diego	11-0	2-0	2	1-9	0-0	0	0	1	0-0
2006	San Diego	15-1	15-10	25	3-9	0-0	0	0	3	1-2
	Totals	26-1	17-10	27	4-18	0-0	0	0	4	1-2

Single-game Highs

Tackles — 7, at Denver, Nov. 19, 2006
Sacks — 1, four times, Last: vs. Oakland, Nov. 26, 2006

Additional Statistics

Special Teams Tackles — **2005, 8; 2006, 1; Total, 9.**
Tackles for Loss — **2006, 2.**
Fumble Recovery Touchdowns — **2006, 1.**



CLINTON HART

Safety
6-0, 205
5th NFL Season
4th with Chargers

Cent. Florida Comm. Col.
Waivers (Phil.) - '04
South Sumter HS
Bushnell, Fla.

42

Clinton Hart is rapidly making a name for himself as one of the NFL's up-and-coming safeties and special teams performers. He's coming off a career year in which he set personal highs with three interceptions and a team-leading 22 stops on the Bolts' specialty units. Had it not been for teammate Kassim Osgood, Hart may very well have been selected to the AFC Pro Bowl squad. As it was, Hart still earned a trip to Hawaii, compliments of Osgood, his close friend and teammate.

Clinton's route to the NFL took him down a path

few have taken. Hart never donned a helmet or shoulder pads in college. Instead, he was a standout on his school's baseball team. At Sumter South High School in Bushnell, Florida, Hart played both football and baseball, but after graduating, he enrolled at Central Florida Community College to play baseball and stay close to his family.

In many respects, it seems Hart was always destined to play football. During college, he used to bring a football to baseball practice to warm up his arm. The coaches teased him that he was playing

Continued next page

the wrong sport.

In 2000, Hart had a tryout with the Tallahassee Thunder of AFL2 and made the team. Hart earned just \$162 per week and had to endure bus rides of up to 20 hours. In 2001, he signed with the Tampa



Bay Storm of the AFL and had a breakout season that ended with him earning AFL

Rookie of the Year honors.

Hart's success in the Arena League landed him a contract offer from the Philadelphia Eagles in 2002. Once signed, he was allocated to NFL Europe where he played for the Rhein Fire and Amsterdam Admirals. Upon returning to the states, he went to training camp with the Eagles, but was released toward the end of camp. Philadelphia later signed him to their practice squad.

Hart's career took off in 2003. Still with the Eagles, he was called upon in midseason to replace injured Pro Bowl safety Brian Dawkins. Hart filled

in admirably, as the Eagles went 7-2 in the nine games that he started.

Clinton has not forgotten his roots in Florida. He hosts a youth football camp and donates time and resources to the Webster Sports Complex near his hometown of Bushnell, Fla. He also helped rebuild the roof on the church he and his family attended in Webster.

Clinton has always enjoyed working with kids. He worked as a counselor and recreation specialist at the Marion Youth Development Center in Ocala, Fla. Last October, Clinton and his longtime girlfriend from college, Kelli Fuqua, had their first child, a daughter named Lillian.

One of Hart's favorite hobbies is watching DVDs of "Sanford and Son" and the movie "Rocky." He even keeps a statue of Rocky Balboa in his locker. Hart is also an accomplished barber and has a barber's license.



TRANSACTION HISTORY: Signed with Philadelphia, Jan. 29, 2002...waived by Eagles, Aug. 24, 2002... signed to Eagles' practice squad, Nov. 19, 2002... re-signed with Philadelphia, Jan. 30, 2003...waived by Eagles, Sept. 14, 2004...claimed by Chargers, Sept. 15, 2004...signed three-year contract with Chargers Feb. 2, 2006.

2006: played Weeks 1-16 and playoff game vs. N.E. on defense and special teams... collected two special teams stops in season opener at Oakland...started Week 3 at Baltimore at strong safety, collecting six tackles...delivered big-time performance in Oct. 8 Sunday Night Football game against Pittsburgh, leading team with three tackles on special teams...also collected tackle for loss when he and Matt Wilhelm combined to stop Bryant McFadden for two-yard loss on fake punt attempt in second quarter... racked up career-high six tackles on special teams to go along with four stops on defense Oct. 15 at San Francisco...put Chargers in position to potentially drive for late game-winning score in fourth quarter of Oct. 22 game at Kansas City with third-down pass defended against Tony Gonzalez to force punt...second on squad with two special teams tackles Oct. 29 vs. Rams...turned in several big plays in Nov. 5 game against Cleveland... broke up second-quarter pass intended for Braylon Edwards and Donnie Edwards came away with interception on play...also had forced fumble in game and tied for team high with two passes defended...tied for team high with two special teams tackles Nov. 12 at Cincinnati... intercepted pass and recovered fumble at Buffalo Dec. 3...recovered fumble on last play of first half and intercepted JP Losman in fourth quarter with Chargers leading 24-14...recorded career-high two interceptions in Chargers' 27-20 win at Seattle on Christmas Eve... both picks occurred in San Diego territory, and he tied

Donnie Edwards for team lead with season-high three passes defended...had first pick in first quarter at Chargers' 23-yard line on pass that was tipped by Edwards and he had second late in second quarter on ball that he made diving catch on at Bolts' six-yard line...also had hand in another HUGE play in third quarter, drawing holding penalty against Seattle's Ben Joppru to negate 96-yard kickoff return for touchdown by Nate Burleson after Chargers had kicked field goal to take 10-0 lead. **2005:** Saw action as reserve safety Weeks 1-2...helped set up final points of game in 45-23 win over New York Giants Sept. 25 by recovering fumble in fourth quarter on third-and-one play against New York's David Tyree at Chargers' 10-yard line...fumble was caused by Donnie Edwards and resulted in Nate Kaeding 44-yard field goal on ensuing possession... scored touchdown against New England Oct. 2 after Donnie Edwards intercepted pass in fourth quarter and pitched it to Clinton...play came late with under one minute remaining in fourth quarter and provided final points in 41-17 win over Patriots that ended New England's NFL-record 21 game home winning streak...was first-career touchdown...also had two special teams tackles in game...led squad with three tackles on special teams in Oct. 10 Monday Night Football game against Pittsburgh... broke up two passes in Oct. 23 game at Philadelphia...broke up fourth quarter pass from Chargers' nine-yard line to preserve 28-13 lead in 28-20 win over Kansas City Oct. 30...started Week 9 at strong safety for injured Terrence Kiel. **Chargers Alumni Player of Week** after starting ESPN Sunday Night Football 34-10 win over Oakland Dec. 4 for injured Terrence Kiel and helping account for 14 points...late in first quarter of 3-3 game, tackled LaMont Jordan and jarred ball loose on hit...it was recovered by Randall Godfrey at Raiders' 34-yard line and seven plays later, Drew Brees threw six-yard

VETERANS & RETURNING PLAYERS





touchdown pass to Antonio Gates to give Bolts 10-3 lead...midway through fourth quarter with Bolts leading 27-10, intercepted pass intended for tight end Courtney Anderson and returned it 70 yards for touchdown and final points of game...was second interception return for touchdown of season, most since Stanley Richard had two during 1994 Super Bowl season...recovered Ronnie Brown fumble at San Diego one-yard line in fourth quarter to help keep Chargers within six points against Miami Dec. 11...started at free safety in Dec. 18 game at Indianapolis for injured Bhawoh Jue (knee)...started Weeks 15-16 at strong safety for injured Kiel. **2004:** Tied Hanik Milligan for team lead with 15 special teams tackles...inactive Week 2 vs. New York Jets...led squad with two special teams stops at Atlanta Oct. 17...intercepted pass off Kerry Collins late in second quarter against Oakland Oct. 31...pick led to 23-yard touchdown catch by Tim Dwight four plays later that gave San Diego 28-7 halftime lead over their arch rivals...also tied team high with two stops on special teams against Raiders...collected three stops, including one for loss, and tied for team high with two special teams tackles against New Orleans Nov. 7...tied for team high with two stops on special teams at Oakland Nov. 21...tied for team high with two special teams tackles against Denver Dec. 5...led team with

two stops on special teams at Cleveland Dec. 19...filled in for injured Terrence Kiel at strong safety in Wild Card Playoff game vs. New York...left game briefly with ankle sprain but returned to action...finished contest with six tackles. **2003:** Started Weeks 2-9 and 11 for injured Pro Bowl free safety Brian Dawkins...first-career start versus New England Sept. 14...logged career-high 10 tackles at New York Giants Oct. 19...chalked up first-career sack at Atlanta Nov. 2. **2002:** Spent final six weeks of regular season and three weeks of postseason on Philadelphia's practice squad...allocated to Rhein Fire of NFL Europe and later traded to Amsterdam Admirals. **2001:** Defensive back and wide receiver for Tampa Bay Storm of Arena Football League...recorded three interceptions and 69 tackles on defense...caught 24 passes for 242 yards and touchdown on offense. **2000:** Played for Tallahassee Thunder of AFL2.

COLLEGE: Played baseball from 1996-98 at Central Florida Community College.

PERSONAL: Born in Dade City, Florida...all-state defensive back at South Sumter High School in Bushnell, Florida...also lettered in basketball, baseball and track.

Year	Team	G-S	Tack.-Asst.	Total	Sacks-Yds.	Int.-Yds.	Long	TD	Pass Def.	Fumbles For.-Rec.
2003	Philadelphia	16-9	39-22	61	1-7	0-0	0	0	7	0-1
2004	San Diego	14-0	5-4	9	0-0	1-13	13	0	2	0-0
2005	San Diego	16-5	26-9	35	0-0	1-110	70t	2	6	1-2
2006	San Diego	16-1	21-6	27	0-0	3-37	22	0	8	1-1
	Totals	62-15	91-41	132	1-7	5-160	70t	2	23	2-4
	Postseason	4-0	8-2	10	0-0	0-0	0	0	0	0-0

Single-game Highs

- Tackles — 10, at New York Giants, Oct. 19, 2003
- Sacks — 1, at Atlanta, Nov. 2, 2003
- Interceptions — 2, at Seattle, Dec. 24, 2006
- Interception Return Yards — 70, vs. Oakland, Dec. 4, 2005
- Interception Return Long — 70t, vs. Oakland, Dec. 4, 2005
- Interception Return for Touchdown — 1, twice, Last: vs. Oakland, Dec. 4, 2005

Postseason Single-game Highs

- Tackles — 6, vs. New York Jets, Jan. 8, 2005

Additional Statistics

- Tackles for Loss — **2004**, 1; **2006**, 1.
- Special Teams Tackles — **2003**, 11; **2004**, 15; **2005**, 11; **2006**, 22; **Total**, 59.

Additional Postseason Statistics

- Special Teams Tackles — **2003**, 1.





VINCENT JACKSON

Wide Receiver
6-5, 241
3rd NFL Season
3rd with Chargers

Northern Colorado
Draft 2 - '05
Widefield HS
Colorado Springs, CO

83

Vincent Jackson made his move onto the NFL scene in 2006. His season got off to a slow start, but Jackson worked his way into the starting lineup and produced big numbers down the stretch as the Chargers closed out their AFC West championship campaign with 10 straight wins.

Jackson caught three touchdown passes in the Bolts' last two games. On Christmas Eve in Seattle, Jackson had a breakout game as he caught a career-high two touchdown passes, including the game-winner on a 37-yard catch with 29 seconds remaining in the fourth quarter to seal the 20-17 win. In the last four games of the regular season alone, he caught 14 passes for 286 yards and three touchdowns. In three of those four games, he had at least one catch of 35 yards or more. Jackson finished the season with a team-leading 16.8 yards per catch and he was second on the squad with six

touchdown catches.

Similar to teammate Antonio Gates, Vincent is a former college basketball player. As a collegian at Northern Colorado, Jackson was a two-sport standout for the Bears. He rewrote most of the school's football records, was a two-time All-America selection and became the highest NFL draft choice in school history. On the hardwood, he played two seasons for NCU and earned All-Independent honors following his junior season after leading the team in points and assists.

Vincent has settled in nicely in San Diego after spending much of his childhood in Louisiana. His father, Terence, was an Army medic and the family also lived in Phoenix, Arizona and Grafenwoher, Germany before settling in Colorado Springs.



TRANSACTION HISTORY: Second-round pick (61) by San Diego, April 23, 2005...signed five-year contract with Chargers July 29, 2005.

2006: Caught first-career touchdown pass of 12 yards from Philip Rivers to give Chargers 33-0 lead over Tennessee in fourth quarter of Sept. 17 game at Qualcomm Stadium...caught 33-yard touchdown pass in second quarter to give Bolts 21-10 lead at San Francisco Oct. 15...lone catch against Cleveland Nov. 5 was key as hauled in 11-yard pass on third-and-eight play during fourth-quarter touchdown drive... two plays after catch, LT scored on seven-yard run to give Bolts' 24-15 lead...on Bolts' next drive, he helped extend lead to 32-18 by catching two-point conversion on fade pattern...helped Chargers overcome 17-point deficit and take 28-27 lead in fourth quarter of 35-27 win at Denver Nov. 19 with acrobatic five-yard touchdown catch along back line of end zone at Invesco Field... caught TD pass with 6:45 remaining in fourth quarter...early in Denver game had 26-yard catch during Chargers' first TD drive...had key 13-yard catch on fourth-and-two play during Bolts' game-tying fourth-quarter touchdown drive in 21-14 win over Oakland Nov. 26...three plays later, drew pass interference penalty on third-and-eight play and Bolts scored touchdown two plays later to tie game at 14-14...came up just five yards shy of his first career 100-yard game Dec. 10 against Denver...effort included career-long 55-yard catch on first play of fourth quarter that helped set up field goal by Nate

Kaeding for 31-20 lead over Broncos...**Chargers Alumni Player of Week** after leading team with three catches and 66 yards against K.C. Dec. 17, including 46-yard catch to eight-yard line in fourth quarter that helped set up field goal for 20-9 lead...caught game-winning 37-yard touchdown pass with 29 seconds remaining in fourth quarter of Chargers' Dec. 24 win at Qwest Field in Seattle...was his career-best second touchdown catch of day...also had nine-yard touchdown catch in second quarter... set season-highs with 97 yards and five catches against Seahawks...14-yard touchdown catch in Dec. 31 season finale against Arizona gave Chargers 17-7 lead in second quarter...31-yard catch to three-yard line set up fourth quarter touchdown to give Chargers 21-13 lead in AFC Divisional Playoff game against New England. **2005:** Inactive Weeks 1-5, 7, 10 & 12...saw first action of career at Oakland Oct. 16 primarily on special teams...caught first-career pass good for 18 yards during second quarter touchdown drive in Chargers 31-26 win over New York Jets Nov. 6...set up second-quarter field goal at Indianapolis Dec. 18 with 21-yard catch to four-yard line...field goal gave Bolts 13-0 first-half lead...also caught 20-yard pass on third-and-eight play during opening drive of game.

COLLEGE: Set school records with 177 catches, 3,548 receiving yards, 37 touchdown catches, 1,024 punt return yards and 5,810 all-purpose yards...had four 200-yard receiving games and 12 100-yard



VETERANS & RETURNING PLAYERS

games during career...first-team All-America by *NFL Draft Report* and second-team by *Sports Network* in 2004...All-Great West Conference Offensive Player of Year in '04 and first-team all-conference pick...as senior, finalist for Walter Payton Award for nation's best player in NCAA Division I-A...school-record 80 catches and 1,952 all-purpose yards in 2004...first-team All-America by *Football Gazette* and *NFL Draft Report* as junior after leading team to NCAA national semifinals...second-team All-America by *Associated Press* and *Sports Network*...set school records with 1,462 yards receiving and 21 touchdown catches in '03...honorable mention All-America by *D2Football.com* as freshman...Division I All-Independent selection during 2003-04 basketball season after leading team with 13.6 points and 3.1 assists per game and ranking second with 5.6 rebounds...scored career-high 25 points and tied career best with seven assists in

Senior Night victory over Johnson & Wales Feb. 21, 2004...named UNC's Student Athlete of Month in December 2003 after averaging 15.0 points, 7.0 boards, 2.8 assists and 1.3 steals...final hoops totals from 2002-03 and 2003-04 seasons include 517 points (12.3 ppg), 203 rebounds (4.8 rpg), 100 assists, 18 blocks and 40 steals...played in 42 games with 23 starts while shooting .490 from field, .313 from three-point range and .543 from free-throw line...played football for Bears from 2001-04...business major.

PERSONAL: Born in Fort Polk, Louisiana...honorable mention all-state from *Rocky Mountain News* as senior on gridiron at Widefield High School in Colorado Springs, Colorado...added first-team all-conference and all-area accolades...also lettered in basketball.

Year	Team	Receiving					Rushing				
		G-S	No.-Yds.	Avg.	Long	TD	No.-Yds.	Avg.	Long	TD	
2005	San Diego	8-0	3-59	19.7	21	0	0-0	0.0	0	0	
2006	San Diego	16-7	27-453	16.8	55	6	3-16	5.3	8	0	
	Totals	24-7	30-512	17.1	55	6	3-16	5.3	8	0	
	Postseason	1-1	2-43	21.5	31	0	0-0	0.0	0	0	

Single-game Highs

- Receptions — 5, at Seattle, Dec. 24, 2006
- Receiving Yards — 97, at Seattle, Dec. 24, 2006
- Receiving Long — 55, vs. Denver, Dec. 10, 2006
- Receiving TDs — 2, at Seattle, Dec. 24, 2006
- Receiving Long TD — 37t, at Seattle, Dec. 24, 2006

Additional Statistics

Special Teams Tackles — 2005, 1; 2006, 1; Total, 2.

2006 Game-By-Game Receiving

Date	Opponent	No.	Yards	Avg.	Long	TD
09/11	at Oakland	0	0	0.0	0	0
09/17	Tennessee	2	15	7.5	12t	1
10/01	at Baltimore	1	6	6.0	6	0
10/08	Pittsburgh	1	13	13.0	13	0
10/15	at San Francisco*	1	33	33.0	33t	1
10/22	at Kansas City	0	0	0.0	0	0
10/29	St. Louis*	0	0	0.0	0	0
11/05	Cleveland	1	11	11.0	11	0
11/12	at Cincinnati	1	18	18.0	18	0
11/19	at Denver	3	39	13.0	26	1
11/26	Oakland*	3	32	10.7	13	0
12/03	at Buffalo	0	0	0.0	0	0
12/10	Denver*	3	95	31.7	55	0
12/17	Kansas City*	3	66	22.0	46	0
12/24	at Seattle*	5	97	19.4	37t	2
12/31	Arizona*	3	28	9.3	14t	1
	TOTALS	27	453	16.8	55	6
01/14	New England*+	2	43	21.5	31	0


2005 Game-By-Game Receiving

Date	Opponent	No.	Yards	Avg.	Long	TD
09/11	Dallas			Inactive		
09/18	at Denver			Inactive		
09/25	New York Giants			Inactive		
10/02	at New England			Inactive		
10/10	Pittsburgh			Inactive		
10/16	at Oakland	0	0	0.0	0	0
10/23	at Philadelphia			Inactive		
10/30	Kansas City	0	0	0.0	0	0
11/06	at New York Jets	1	18	18.0	18	0
11/20	Buffalo			Inactive		
11/27	at Washington	0	0	0.0	0	0
12/04	Oakland			Inactive		
12/11	Miami	0	0	0.0	0	0
12/18	at Indianapolis	2	41	20.5	21	0
12/24	at Kansas City	0	0	0.0	0	0
12/31	Denver	0	0	0.0	0	0
	Totals	3	59	19.7	21	0

* Denotes starter

+ Denotes postseason game





QUENTIN JAMMER

Cornerback
6-0, 204
6th NFL Season
6th with Chargers

Texas
Draft 1 - '02
Angleton HS
Angleton, Tex.

23

Quentin Jammer emerged as one of the league's top shutdown cornerbacks in 2006. Thought by some to have had a season worthy of Pro Bowl consideration, Jammer matched his career high with a team-leading four interceptions and he paced the defense with 17 passes defended. He did all this after signing a five-year contract extension with the team last August that will keep him in the Chargers' secondary through the 2012 season.

Following each of his interceptions, Quentin makes a donation to the American Cancer Society. He donates \$1,000 for every interception and if he returns one for a touchdown, he will up that figure to \$5,000. He does so in honor of his grandfather, Gylum Diggs, who died of cancer when Quentin was in the eighth grade.

Due in large part to the play of Jammer who ranked second on the team with 89 tackles, the Chargers finished the 2006 season ranked 13th in the NFL defending the pass. It was a significant improvement from '05 when the Bolts ranked 28th in pass defense. The squad gave up 24.1 fewer pass yards per game (224.9 to 200.8); recorded six more

interceptions (10 to 16) and eight more passes defended (94 to 102). The Chargers also held six of the final eight quarterbacks they faced in 2006 to a passer rating below 66.0.

Quentin and his wife, Alicia, are very active in the community. Last November they hosted a Thanksgiving dinner for kids from various Boys and Girls Clubs in San Diego. In December, Quentin and teammate Shaun Phillips hosted a group of homeless students from the San Pasqual Academy to a Christmas Dinner at Peohe's Restaurant in Coronado. The Academy is a first-of-its-kind residential education campus designed specifically for foster teens.

Last March, the Jammers had their first child, a son named Kaden Matthew. Quentin, Alicia and Kaden spend a lot of time at their home in the San Diego community of Santaluz. They often host the other members of the secondary for barbecues and get-togethers. Quentin's favorite feature of the house is a 1,000-gallon saltwater fish tank that was built into a wall and is home to sharks, eels and other fish. The family also owns a pair of boxers named Ali and Bailey.

TRANSACTION HISTORY: First-round draft pick (5) by San Diego, April 20, 2002...signed six-year contract with Chargers Sept. 10, 2002...signed five-year contract extension through 2012, Aug. 8, 2006.

2006: Started Weeks 1-16 at left cornerback...collected first interception of season Week 2 against Tennessee with 11-yard return...pick came on fourth-and-seven play late in third quarter and resulted in Vincent Jackson touchdown catch on ensuing drive to give Bolts 33-0 lead over Titans...finished Tennessee game with five unassisted tackles and pass defended...intercepted pass and led team with two passes defended Week 3 at Baltimore...interception came on 42-yard pass intended for Derrick Mason at Chargers' 29-yard line...Jammer returned pick 11 yards...made another outstanding play with pass breakup on out route intended for Mason on second play of third quarter...paced secondary with seven solo tackles while helping limit Pittsburgh to 220 yards passing in Sunday Night Football win Oct. 8...made key block against Torry Holt to allow Marlon McCree to go distance on 79-yard fumble return for touchdown in Chargers' 38-24 win over St. Louis

Oct. 29...was third-longest fumble return in team history...recorded nine tackles against Cleveland Nov. 5, tied with Terrence Kiel for most among secondary...led team with three passes defended, including two outstanding plays in the fourth quarter of Chargers' Nov. 12 win at Cincinnati...had first breakup on opening drive of third quarter on deep ball intended for Chris Henry to force three-and-out...then early in fourth quarter, he helped force punt by breaking up pass intended for T.J. Houshmandzadeh in front of Bengals' bench to prevent a first down...then at end of game as Cincinnati was driving for potential game-tying touchdown, Jammer broke up pass intended for Chris Henry in end zone...**Chargers Alumni Player of Week** after making one of bigger defensive plays of season with early fourth quarter interception against Oakland Nov. 26...pick came as Raiders were driving with 14-7 lead... offense converted INT into touchdown that tied game at 14-14...he also finished contest with team-high three of squad's eight passes defended...helped force second-quarter punt by breaking up passes on consecutive second and third-down plays, including deep pass to John Madsen and another to Randy Moss...intercepted pass on first

VETERANS & RETURNING PLAYERS



series of game at Buffalo Dec. 3 and Bolts converted turnover into field goal for early 3-0 lead...was fourth pick of season to match career high...Dec. 17 vs. Kansas City, led team with five passes defended... part of season-high 10 PBU effort by defense...turned in perhaps one of biggest defensive plays of Dec. 31 game against Arizona...at end of first half with Chargers up 17-7, closed out half by tackling Anquan Boldin short of goal line and keeping him in bounds as Arizona was out of time outs...play would be key as Chargers would eventually win game by seven points, 27-20...finished the game with eight tackles and two passes defended, both of which led secondary...both of his passes defended came on drives when Chargers defense forced Cardinals to go three-and-out...started AFC Playoff game vs. New England and led secondary with seven tackles, including one for loss...broke up pass on third down which was then tipped by Marlon McCree and nearly intercepted by Clinton Hart during Patriots' opening drive to force three and out...ended second quarter drive with three-and-out by breaking up third down pass intended for Reche Caldwell...Bolts scored touchdown on ensuing drive to take lead in game at 7-3...stopped Jabar Gaffney for two-yard loss on second play of third quarter to help force three-and-out. **2005:** Set career highs with 72 tackles and 19 passes defended...team's third-leading tackler... highlight-reel interception in second quarter of season opener against Dallas negated because Chargers had 12 men on field...led team with two passes defended against Pittsburgh in Oct. 10 Monday Night Football game...led secondary with solid outing in Oct. 16 win at Oakland with four tackles and two passes defended while not allowing any touchdown passes...two passes defended tied for team high...broke up pass on third-down play in third quarter with big hit on Raiders tight end Courtney Anderson to force punt...on next series, Bolts kicked field goal to extend lead to 27-7... team-high 10 tackles at Philadelphia Oct. 23...broke up fourth-down pass in end zone during late fourth quarter goal-line stand to preserve Chargers victory over New York Jets Nov. 6...led squad with two pass breakups on day...stripped football from Ricky Williams in Dec. 11 game against Miami and fumble was recovered by Randall Godfrey and returned 35 yards...in third quarter had pass breakup in end zone on ball intended for Wes Welker to force Dolphins to settle for field goal...sealed Dec. 18 win over Indianapolis with interception in end zone with 1:46 remaining in fourth quarter...recorded season-high five passes defended, including third-quarter pass breakup in end zone on pass intended for Brandon Stokley...in fourth quarter, broke up third-down pass intended for Marvin Harrison on first drive after Colts had taken 17-16 lead...was big play as Bolts drove for 49-yard field goal on ensuing drive to take 19-17 lead...ended fourth-quarter series at Kansas City Dec. 24 with fourth-down pass breakup on ball intended for Tony Richardson. **2004:** Snagged

interception on final play of first half against Tampa Bay Dec. 12...finished Bucs game with season-high seven tackles, including one for loss, and two passes defended...matched season high with seven stops against Indianapolis Dec. 26...tallied four tackles and one pass defended in Wild Card Playoff game. **2003:** Team leader with four interceptions and 13 passes defended...ranked fifth on squad with 71 total tackles...recorded first-career interception off Trent Green at Kansas City Sept. 7...led to Chargers first touchdown on ensuing drive...added four stops, including one for loss, against Chiefs...recovered fumble against Miami Oct. 27 which led to LaDainian Tomlinson touchdown on ensuing drive...racked up interception and season-high eight tackles, including one for loss, at Denver Nov. 16...ripped off career-high two interceptions against Kansas City's Trent Green Nov. 30...first interception came on first play of game and second was in end zone on first play of fourth quarter...also led squad with three passes defended and added five tackles, including one for loss against Chiefs...counted tackle for loss among seven stops versus Green Bay Dec. 14. **2002:** **Named to Pro Football Weekly's All-Rookie Team**...did not play in preseason or Week 1 due to contract holdout... signed on Sept. 11 and was inactive versus Houston Sept. 15...made first-career start at Oakland Oct. 20...started and tied for team high with seven tackles at St. Louis Nov. 10 ...had season-high three passes defended against San Francisco Nov. 17...started Dec. 8 versus Oakland and had career-high 10 tackles.

COLLEGE: Unanimous All-America and All-Big 12 Conference first-team selection as senior...first player in school history to be named finalist for Jim Thorpe Award, given to nation's top defensive back...team co-Most Valuable Player and Outstanding Defensive Player of Year in 2001...first-team all-conference selection as junior...medical redshirt in 1999 while recovering from shoulder injury...intercepted seven passes during career and recorded 195 tackles... played at Texas from 1997-2001...majored in ethnic studies.

PERSONAL: Born in Bay City, Texas...two-time all-district defensive back and quarterback at Angleton High School in Angleton, Texas...district's defensive MVP as senior... lettered in track and field in 100 and 200 meters and long jump...cousin is New Orleans Saints defensive end Cedric Woodard.

Continued next page





Year	Team	G-S	Tack.-Asst.	Total	Sacks-Yds.	Int.-Yds.	Long	TD	Pass Def.	Fumbles For.-Rec.
2002	San Diego	14-4	56-8	64	0-0	0-0	0	0	10	0-0
2003	San Diego	16-16	57-14	71	0-0	4-6	6	0	13	0-1
2004	San Diego	16-16	53-9	62	0-0	1-12	12	0	10	0-0
2005	San Diego	16-16	60-12	72	0-0	1-14	14	0	19	1-0
2006	San Diego	16-16	77-12	89	0-0	4-57	35	0	17	0-0
	Totals	78-68	303-55	358	0-0	10-89	35	0	69	1-1
	Postseason	2-2	10-1	11	0-0	0-0	0	0	2	0-0

Single-game Highs

Tackles — 10, twice, Last: vs. Kansas City, Dec. 17, 2006
Interceptions — 2, vs. Kansas City, Nov. 30, 2003
Interception Return Yards — 35, vs. Oakland, Nov. 26, 2006
Interception Return Long — 35, vs. Oakland, Nov. 26, 2006

Postseason Single-game Highs


Tackles — 7, vs. New England Patriots, Jan. 14, 2007

Additional Statistics

Tackles for Loss — 2004, 1.
Special Teams Tackles — 2002, 3; 2005, 2; 2006, 2; Total 7.

Additional Postseason Statistics

Tackles for Loss — 2006, 1.



BHAWOH JUE

Free Safety
6-0, 200
7th NFL Season
3rd with Chargers

Penn State
UFA (Green Bay) - '05
Chantilly HS
Chantilly, Va.

27

Bhawoh Jue (*Bow Joo*) had a frustrating year in 2006. Fresh off a season in which he led the squad and set a new career high with three interceptions, Bhawoh was hampered early in the season by a knee injury that sidelined him for four weeks. He came back and played the entire second half of the season and is optimistic that it will provide a springboard for him into 2007.

Bhawoh was born in the African nation of Liberia. His family moved from the war-ravaged country when he was a year old. He lived in California and Rhode Island before his family settled in Virginia. His name Bhawoh means "very powerful man." His great-great grandfather on his mother's side, Todall, was regarded as a great warrior and a very powerful man during the civil war that raged in Liberia.

Bhawoh's grandmother, Gromah Quenah, gave Bhawoh his name.

Bhawoh has given his time to the Special Olympics and "The Second Mile," a charitable program for children, which was founded by Jerry Sandusky, his former defensive coordinator at Penn State.

Bhawoh's hobbies include electronic gadgetry, playing basketball, listening to music and playing PlayStation2. He began tinkering with electronics in college and enjoys working with computers, digital cameras, editing software, MP3 recorders and CD burners. He uses his video camera to record events and later edits them on his computer and adds music. Bhawoh has shared some of his computer knowledge with his parents and has considered a post-football career in movie editing.

TRANSACTION HISTORY: Third-round draft choice (71) by Green Bay, April 21, 2001...signed three-year contract with Chargers, March 3, 2005.

2006: Saw action Weeks 1-2 at safety...was inactive Weeks 3-6 while recovering from knee injury...returned to action Weeks 7-10...started Weeks 11-12 for injured Marlon McCree (calf) and played Weeks 13-16...also saw action in AFC Playoff game vs. New England...helped force Raiders punt at end of

first half with pass breakup against Randy Moss on third-down play near goal line...tallied tackle for loss and pair of passes defended as starter in 24-21 win at Buffalo Dec. 3...he and Donnie Edwards combined for two-yard tackle for loss in third quarter. **2005:** Led team with three interceptions...tallied six stops on defense and one on special teams in first game for Chargers in season opener against Dallas...in third quarter at Denver Sept. 18, intercepted pass after it was tipped in air by DeQuincy Scott at San Diego

VETERANS & RETURNING PLAYERS

Forward pr

SPORTS
BALLY JUN

nine-yard line on third-down play and prevented potential Denver score in game Chargers led 14-10...intercepted Tom Brady in fourth quarter at New England Oct. 2 to help seal win...solid game against Pats with four tackles and two passes defended...recorded interception and 20-yard return in first quarter of Oct. 16 win at Oakland after Shawne Merriman applied pressure to quarterback Kerry Collins...interception return helped set up touchdown on ensuing drive to give Bolts 14-0 lead...set new career high in Raiders game with third interception of season...tied for team lead with two pass breakups vs. Raiders...delivered crushing hit to Eagles wide receiver Greg Lewis that broke up pass which was intercepted by Donnie Edwards in Oct. 23 game at Philadelphia...hit and interception took place at 15-yard line deep in Chargers territory and prevented possible score in scoreless game...interception came two plays after Drew Brees had been intercepted by Eagles cornerback Lito Sheppard...injured knee in fourth quarter of Miami game Dec. 11 while defending 56-yard pass to Marty Booker...inactive for Indianapolis game Dec. 18 due to knee injury...returned to starting lineup Dec. 24 at Kansas City...inactive for season finale due to knee injury. **2004:** Started Monday night game against Tennessee Oct. 11 at strong safety for injured Mark Roman...took over for injured Darren Sharper at Dallas Oct. 24 and led team with seven tackles...started for Sharper at Washington Oct. 31 and recorded first interception since 2001 off Mark Brunell in second quarter...led Packers with career-high nine tackles in Nov. 14 victory over Minnesota while making second-straight start for Sharper...also started Nov. 21 at Houston...left Philadelphia game Dec. 5 in third quarter with concussion...one tackle on defense and one on special teams in Jan. 9 Wild Card Playoff game vs. Minnesota. **2003:** Finished season with career-high 12 special teams tackles...shared fourth-quarter sack with Chukie Nwokorie in Monday night win at Chicago Sept. 29...career-high four special teams tackles in 20-13 win at Tampa Bay Nov. 16...forced fumble by Jerry Rice early in third quarter of Monday night victory at Oakland Dec. 22...recorded season-

high six tackles and sack against Raiders...sacked Donovan McNabb for 16-yard loss in final two minutes of Divisional Playoff game at Philadelphia Jan. 11. **2002:** Limited to four games due to injuries...inactive for Detroit game Sept. 22 with ankle injury...hurt left hamstring on kick coverage in first half of Monday night win at Chicago Oct. 7...placed on "Reserve-Injured" list Oct. 12 due to hamstring and groin injuries. **2001:** Packers Defensive Rookie of Year...started final seven games at strong safety for injured LeRoy Butler...played in first-career game in Monday night win over Washington Sept. 24...delivered key block during Allen Rossum's game-winning 55-yard punt return in 21-20 win over Tampa Bay Nov. 4...forced fumble against Johnnie Morton which was recovered by Packers Tyrone Williams in end zone in first NFL start on Thanksgiving Day at Detroit Nov. 22...season-high eight tackles at Tennessee Dec. 16...picked off first-career pass against Cleveland's Tim Couch Dec. 23...Packers scored touchdown on ensuing possession en route to 30-7 win... capped season with interception off New York Giants Kerry Collins Jan. 6...left Giants game in fourth quarter with mild concussion...saw action in Wild Card and Divisional Playoff games...three tackles and pass defended in Divisional Playoff game at St. Louis Jan. 20.

COLLEGE: Honorable mention All-Big Ten and selected to play in 2001 Senior Bowl following senior season...ranked fourth in Big Ten as senior with 16 passes defended... tied for team lead with three interceptions... finished career with 99 tackles, seven interceptions and 28 passes defended...played at Penn State from 1997-2000...needs one class to complete degree in telecommunications.

PERSONAL: Born in Monrovia, Liberia... USA Today All-America and Associated Press all-state at Chantilly High School in Chantilly, Virginia...named region and conference defensive player of year...led team to AAA state championship as senior...played defensive back and tailback...lettered three years in football and basketball.

Year	Team	G-S	Tack.-Asst.	Total	Sacks-Yds.	Int.-Yds.	Long	TD	Pass Def.	Fumbles For.-Rec.
2001	Green Bay	15-7	31-8	39	0-0	2-35	35	0	4	1-0
2002	Green Bay	4-0	0-0	0	0-0	0-0	0	0	1	0-0
2003	Green Bay	16-0	24-0	24	1.5-9	0-0	0	0	7	1-0
2004	Green Bay	16-4	31-3	34	0-0	1-23	23	0	5	0-0
2005	San Diego	14-14	30-12	42	0-0	3-28	20	0	8	0-0
2006	San Diego	12-2	13-2	15	0-0	0-0	0	0	5	0-0
	Totals	77-27	129-25	154	1.5-9	6-86	35	0	30	2-0
	Postseason	6-0	9-0	9	1-16	0-0	0	0	2	0-0

Continued next page



Single-game Highs

Tackles — 9, vs. Minnesota, Nov. 14, 2004
 Sacks — 1, at Oakland, Dec. 22, 2003
 Interceptions — 1, six times, Last: at Oakland, Oct. 16, 2005
 Interception Return Yards — 35, vs. Cleveland, Dec. 23, 2001
 Interception Return Long — 35, vs. Cleveland, Dec. 23, 2001

Postseason Single-game Highs

Tackles — 3, at St. Louis, Jan. 20, 2002
 Sacks — 1, at Philadelphia, Jan. 11, 2004

Additional Statistics

Tackles for Loss — 2006, 1.
 Special Teams Tackles — 2001, 4; 2002, 1; 2003, 12; 2004, 11; 2005, 5; 2006, 3; Total, 36.

Additional Postseason Statistics

Special Teams Tackles — 2003, 2; 2004, 1; Total, 3.



NATE KAEDING

Kicker
6-0, 187
4th NFL Season
4th with Chargers

lowa
Draft 3A - '04
West HS
Iowa City, Iowa

10

Pro Bowl kicker Nate Kaeding is here to stay. Just three seasons into his young career, Kaeding is already regarded as one of the top kickers in team history.

Last September, the Bolts signed their young kicker to a six-year contract extension that will keep him in San Diego through 2012. The week after he signed the extension, Nate went out and hit a career-long 54-yard field goal on the road in Baltimore. He didn't slow down during the season, kicking his way into the record books with a team-record 136 points. Late in the season, Kaeding was selected to play in his first-career Pro Bowl and he closed out the league's 2007 all-star game with a 21-yard field goal as time expired that gave the AFC a 31-28 win over the NFC.

Kaeding ranked second in the NFL in kick scoring last season. He finished the year 26-of-29 (.897), for the second-highest FG conversion percentage in team history. He also set a new single-season record with 58 PATs and comes into 2007 having hit a team-record 129 in a row.

Through his first three seasons, Nate has been successful on 67 of 78 field goal attempts (.859). His success rate through the first three years of his career is far higher than that of the team's top all-time kickers, Rolf Benirschke and John Carney. Benirschke was 39 of 49 (.796) during his first three seasons (1977-79), while Carney was 64 of 82 (.780) in his first three campaigns (1990-92). Carney, however, did not begin kicking full time until 1990, his third year in the league.

Kaeding is an avid golfer and frequently tees off

with fellow special teamers David Binn and Mike Scifres. For the past two years, Kaeding has transferred some of his golfing experience onto the football field where he has enlisted the services of a local golf professional to videotape and analyze his leg swing. The golf pro attends offseason workouts with Nate to film him while he is kicking. After each session, the two review the tape to help Nate improve on his kicking mechanics.

Nate is still renowned in his native Iowa City where one local restaurant, Bob's Your Uncle Pizza and Cafe, named a pizza after the former Hawkeye standout. The Nate "Kato" Kaeding pizza is decked out with sausage, pepperoni, mushrooms and onions.

The last two years, Nate has returned to Iowa City to host a football camp with several former Iowa Hawkeyes, including Charger teammates Mike Goff and Derreck Robinson, and Oakland Raiders tackle Robert Gallery. Kids who attend the camp receive instruction in football, soccer and basketball, all sports in which Nate excelled during his prep career at West High School.

Nate is married to his longtime girlfriend, Samantha Gervich. She is a substitute teacher in San Diego. Nate too has a long-standing interest in education. He earned a teaching certificate in secondary studies from Iowa and is currently enrolled in the Character Education Certification Program at the University of San Diego. It's a program designed for educators to enhance their knowledge and ability to assess character education in schools and communities.

VETERANS & RETURNING PLAYERS

SPORTS
 HATS OFF
 Forward pr
 SPORTS
 BALLY JUN

TRANSACTION HISTORY: Third-round draft pick (65) by San Diego, April 24, 2004 ...signed three-year contract July 26, 2004...signed six-year contract extension through 2012, Sept. 25, 2006.

2006: Selected to 2007 AFC Pro Bowl squad...named second-team All-Pro by Associated Press...named to All-AFC Team by Pro Football Weekly and Professional Football Writers of America...



went 2 for 2 in season opener, hitting from 47 and 29 yards...actually missed kick from 42 yards in second quarter, but was run into by Oakland's Nnamdi Asomugha, giving Bolts first down and four plays later he hit from 29...tied career-high with 4-for-4 effort Week 2 against Tennessee, hitting in order from 28, 31, 35 and 44 yards...hit career-long 54-yard field goal to tie team-record Oct. 1 at Baltimore...was 15th-consecutive made field goal which gave him third-longest streak in team history...streak ended when next kick was wide right from 40 yards out...bounced back from tough miss at Baltimore to go 3-for-3 in NBC Sunday Night game against Pittsburgh Oct. 8...all three makes (28, 33 and 22 yards) came in second half...also hit third touchback of season against Steelers, tying career-high...tied Rolf Benirschke's team record with 87th consecutive made PAT on Oct. 15 at San Francisco...hit from 24 and 44 yards against 49ers, running string of good kicks to six in row...broke Benirschke's record by hitting 88th consecutive PAT following Chargers' first touchdown at Kansas City Oct. 22...named **Chargers Alumni Player of Week following Chiefs' game...racked up career-high three touchbacks at Denver Nov. 19...hit 42-yard field goal in extremely windy conditions at Buffalo Dec. 3...at Seattle on Dec. 24 went 2-for-2 on field goals in second half on 47-degree, rainy day with 18 mile per hour winds at kickoff...made both kicks in third quarter, including 46**



2007 Pro Bowl

Photo: Mike Nowak

yarder that gave Bolts 10-0 lead and 40 yarder that put them up 13-7...both would be huge as Chargers prevailed 20-17...scored nine points against Arizona in Dec. 31 season finale to raise season total to 136 and set new team kick-scoring record...slid past previous mark of 135, set by John Carney in 1994...hit both field goal tries against Cardinals, from 47 and 35 yards out...kicked game-winning field goal from 21 yards out for AFC as time expired in 2007 Pro Bowl. **2005:** Hit lone field-goal attempt from 33 yards to break 21-21 tie late in third quarter of season opener against Dallas...also recorded first touchback of season against Cowboys...made 42-yard field goal with 5:21 remaining in fourth quarter at Denver Sept. 18 that tied game 17-17...Broncos won game short time later on last-second field goal...had one touchback against Broncos and several kickoffs traveled into end zone...hit lone field-goal attempt from 44 yards for final points in 45-23 win over New York Giants in ESPN Sunday Night Football game Sept. 25...recorded third touchback of season against Giants...hit both field-goal attempts in 41-17 win at New England Oct. 2, connecting from 42 and 21 yards...set new career high with three field goals in Oct. 10 Monday Night Football game against Pittsburgh, hitting all three attempts from 34, 32 and 41 yards...nailed both field-goal attempts from 32 and 33 yards in 27-14 win at Oakland Oct. 16...hit 34-yard field-goal to give Chargers 17-10 lead in fourth quarter at Philadelphia Oct. 23...later in fourth quarter had 40-yard field goal blocked and returned 65 yards for touchdown and game winning points in 20-17 Eagles victory...was first missed field goal of season...hit lone field-goal attempt from 18 yards in fourth quarter for final points in 31-26 victory over New York Jets Nov. 6...converted kicks from 28 and 38 yards against Buffalo Nov. 20...also chucked up two special teams tackles versus Bills...bounced back from misses of 42 and 46 yards to hit season-long 48-yarder to bring Bolts back to within 17-10 at Washington Nov. 27...began comeback in which Bolts went on to win 23-17 in overtime...hit field goals of 41 and 32 yards in 34-10 ESPN Sunday Night Football win over Oakland Dec. 4...named **Very Special Teams Player of Week by FOXSports.com** and the **Chargers Alumni Player of Week** after hitting game-winning and season-long 49-yard field goal with 6:41 remaining in fourth quarter to lead Bolts to 26-17 win over previously-unbeaten Indianapolis Colts Dec. 18 ...set new career high with four field goals against Colts...49-yarder gave Chargers 19-17 lead after Colts had rallied from 16-0 deficit to take 17-16 lead...also hit 36, 20 and 48-yard field goals...48-yarder was then-season-long and had given Chargers 16-0 edge. **2004:** Named to **Pro Football Weekly** and **ESPN.com All-Rookie Teams** ...set team rookie record with 114 points...was leading scorer among all NFL rookies...finished season converting 20 of 25 field goals for impressive 80 percent...54 PATs for season were second-most in team history...hit first-career field goal from 48 yards in



season opener at Houston...drilled 51-yard field goal in fourth quarter at Denver Sept. 26...nailed career-long 53-yard attempt at Atlanta Oct. 17...missed first-career field goal attempt from 29 yards in second quarter at Carolina Oct. 24 but bounced back with 44-yarder in fourth quarter to give Bolts 10-6 lead...missed first-career PAT on block at Oakland Nov. 21 following game's opening touchdown...kicked game-winning 43-yard field goal with 2:24 remaining in fourth quarter at Kansas City Nov. 28...overcame difficult first half against Chiefs during which he missed field goals of 29 and 52 yards and had kickoff roll out of bounds...with 10 points against Chiefs, raised point total for season to 83, third-most by rookie in team history...40-yard field goal with 2:06 remaining in fourth quarter helped ice 31-24 victory over Tampa Bay Dec. 12... finished Buccaneers game with seven points, including four PATs, to raise season total to 98 points, good to move into second place on team's all-time list for rookie scoring...drilled 50-yard field goal at Indianapolis Dec. 26...scored seven points against Colts to raise season total to 108, setting new rookie record, surpassing previous mark of 106 by Dennis ParTEE in 1968...hit 35-yard field goal in fourth quarter to bring Chargers within seven points in Wild Card Playoff game against New York Jets Jan 8.

COLLEGE: Set school records for consecutive field goals (22), consecutive extra points (60), career field goals (67) and career extra points (166)...set school and conference kicking record with 373 career points...converted 24 of 29 career field goals beyond 40 yards...made 20 of 21 as senior...unanimous All-America choice as junior and senior including Associated Press...Lou Groza Award winner as junior as nation's top kicker...two-time Academic All-America...three-time All-Big Ten selection...five-time selection as Big Ten Special Teams Player of Week...two-time Academic All-Big Ten... two-time team captain and three-time Special Teams Player of Year...recipient of Hayden Fry "Extra Heartbeat" Award as senior... National Honor Society student...served on school's Leadership Council...played at Iowa from 2000-03... earned degree in history and secondary education.

PERSONAL: Born in Iowa City, Iowa...all-state and all-conference kicker at West High School in Iowa City...set state records for kicking points (93), extra points (63) and touchbacks (53) as senior... teams won consecutive state championships junior and senior seasons posting perfect 26-0 record...lettered in basketball and soccer...starting point guard on state championship basketball team as senior...clinched state championship for soccer team senior year by scoring game-winning goal in overtime shootout.

Year	Team	G-S	FG-Att.	Pct.	PAT-Att.	Pct.	Pts.	Long
2004	San Diego	16-0	20-25	.800	54-55	.982	114	53
2005	San Diego	16-0	21-24	.875	49-49	1.000	112	49
2006	San Diego	16-0	26-29	.897	58-58	1.000	136	54
	Totals	48-0	67-78	.859	161-162	.994	362	54
	Postseason	2-0	1-3	.333	5-5	1.000	8	35

Single-game Highs

Points — 16, vs. Tennessee, Sept. 17, 2006
 Field Goals — 4, twice, Last: vs. Tennessee, Sept. 17, 2006
 Field Goal Attempts — 4, three times, Last: vs. Tennessee, Sept. 18, 2006
 Longest Field Goal — 54, at Baltimore, Oct. 1, 2006
 Longest Attempt — 54, at Baltimore, Oct. 1, 2006
 PATs — 7, at Cincinnati, Nov. 12, 2006
 PAT Attempts — 7, at Cincinnati, Nov. 12, 2006

Postseason Single-game Highs

Points — 5, vs. New York Jets, Jan. 8, 2005
 Field Goals — 1, vs. New York Jets, Jan. 8, 2005
 Field Goal Attempts — 2, vs. New York Jets, Jan. 8, 2005
 Longest Field Goal — 35, vs. New York Jets, Jan. 8, 2005
 Longest Attempt — 54, vs. New England Patriots, Jan. 14, 2007
 PATs — 3, vs. New England Patriots, Jan. 14, 2007
 PAT Attempts — 3, vs. New England Patriots, Jan. 14, 2007

Additional Statistics

Special Teams Tackles — 2004, 2; 2005, 3; 2006, 5; Total, 10.

Field Goal Accuracy (incl. playoffs)

Year	Team	1-19	20-29	30-39	40-49	50+	Total
2004	San Diego	1-1	9-11	3-3	5-7	3-5	21-27
2005	San Diego	1-1	3-3	9-9	8-11	0-0	21-24
2006	San Diego	0-0	7-7	11-12	7-9	1-2	26-30
	Totals	2-2	19-21	23-24	20-27	4-7	68-81



Field Goal Accuracy (incl. playoffs)

Surface	1-19	20-29	30-39	40-49	50+	Total
Home	0-0	11-11	16-16	7-8	0-2	34-37
Away	2-2	8-10	7-8	13-19	4-5	34-44
Indoors	0-0	3-3	1-1	3-3	2-2	9-9
Outdoors	2-2	16-18	22-23	17-24	2-5	59-72
FieldTurf	1-1	2-2	2-3	5-6	2-2	12-14
AstroTurf	0-0	0-0	0-0	0-0	1-1	1-1
Grass	1-1	17-19	21-21	15-21	1-4	55-66
Rain	0-0	2-2	1-1	2-3	0-0	5-6
Snow	0-0	0-0	0-0	0-0	0-0	0-0

Indoor Games: 9/12/04 at Houston; 10/17/04 at Atlanta; 12/26/04 at Indianapolis; 12/18/05 at Indianapolis

Field Turf Games: 10/17/04 at Atlanta; 11/6/05 at New York Jets; 12/18/05 at Indianapolis; 10/1/06 at Baltimore; 11/12/06 at Cincinnati; 12/3/06 at Buffalo; 12/24/06 at Seattle

AstroTurf Games: 12/26/04 at Indianapolis

Rain Games: 12/5/04 vs. Denver; 1/8/05 vs. New York Jets; 12/24/05 at Kansas City; 12/31/05 vs. Denver; 12/24/06 at Seattle

Snow Games: 12/19/04 at Cleveland

2006 Game-By-Game

Date	Opponent	Total Pts.	PAT			FG			Yardages
			M	A	BK	M	A	BK	
09/11	at Oakland	9	3	3	0	2	2	0	47G, 29G
09/17	Tennessee	16	4	4	0	4	4	0	28G, 31G, 35G, 44G
10/01	at Baltimore	7	1	1	0	2	3	0	34G, 54G, 40WR
10/08	Pittsburgh	11	2	2	0	3	3	0	28G, 33G, 22G
10/15	at San Francisco	12	6	6	0	2	2	0	24G, 44G
10/22	at Kansas City	9	3	3	0	2	3	0	39G, 31G, 47RU
10/29	at St. Louis	8	5	5	0	1	1	0	31G
11/05	Cleveland	6	3	3	0	1	1	0	29G
11/12	at Cincinnati	7	7	7	0	0	0	0	
11/19	at Denver	5	5	5	0	0	0	0	
11/26	Oakland	3	3	3	0	0	0	0	
12/03	at Buffalo	6	3	3	0	1	2	0	42G, 36WL
12/10	Denver	12	6	6	0	2	2	0	34G, 35G
12/17	Kansas City	8	2	2	0	2	2	0	30G, 22G
12/24	at Seattle	8	2	2	0	2	2	0	46G, 40G
12/31	Arizona	9	3	3	0	2	2	0	47G, 35G
Totals		136	58	58	0	26	29	0	
01/14	New England Patriots+	3	3	3	0	1	2	0	54SH

2005 Game-By-Game

Date	Opponent	Total Pts.	PAT			FG			Yardages
			M	A	BK	M	A	BK	
09/11	Dallas	6	3	3	0	1	1	0	33G
09/18	at Denver	5	2	2	0	1	1	0	42G
09/25	New York Giants	9	6	6	0	1	1	0	44G
10/02	at New England	11	5	5	0	2	2	0	42G, 21G
10/10	Pittsburgh	10	1	1	0	3	3	0	34G, 32G, 41G
10/16	at Oakland	9	3	3	0	2	2	0	32G, 33G
10/23	at Philadelphia	5	2	2	0	1	2	1	34G, 40B
10/30	Kansas City	4	4	4	0	0	0	0	
11/06	at New York Jets	7	4	4	0	1	1	0	18G
11/20	Buffalo	12	6	6	0	2	2	0	28G, 38G
11/27	at Washington	5	2	2	0	1	3	0	42WL, 46WL, 48G
12/04	Oakland	10	4	4	0	2	2	0	41G, 32G
12/11	Miami	3	3	3	0	0	0	0	
12/18	at Indianapolis	14	2	2	0	4	4	0	36G, 20G, 48G, 49G
12/24	at Kansas City	1	1	1	0	0	0	0	
12/31	Denver	1	1	1	0	0	0	0	
Totals		112	49	49	0	21	24	0	

2004 Game-By-Game

Date	Opponent	Total Pts.	PAT			FG			Yardages
			M	A	BK	M	A	BK	
09/12	at Houston	9	3	3	0	2	2	0	48G, 29G
09/19	New York Jets	4	4	4	0	0	0	0	
09/26	at Denver	7	1	1	0	2	2	0	23G, 51G
10/03	Tennessee	8	5	5	0	1	1	0	31G
10/10	Jacksonville	10	4	4	0	2	2	0	21G, 28G
10/17	at Atlanta	8	2	2	0	2	2	0	53G, 28G

Continued next page



10/24	at Carolina	5	2	2	0	1	2	0	29WL, 44G
10/31	Oakland	6	6	6	0	0	0	0	
11/07	New Orleans	11	5	5	0	2	2	0	40G, 27G
11/21	at Oakland	5	2	3	0	1	2	0	42WL, 19G
11/28	at Kansas City	10	4	4	0	2	4	0	29WL, 52SH, 25G, 43G
12/05	Denver	8	2	2	0	2	2	0	23G, 23G
12/12	Tampa Bay	7	4	4	0	1	2	0	51WR, 40G
12/19	at Cleveland	3	3	3	0	0	0	0	
12/26	at Indianapolis	7	4	4	0	1	1	0	50G
01/02	Kansas City	6	3	3	0	1	1	0	34G
	Season Totals	114	54	55	0	20	25	0	
01/08	New York Jets+	5	2	2	0	1	2	0	35G, 40WR

+ Denotes postseason game



CORY LEKKERKERKER

Tackle
6-7, 323
3rd NFL Season
3rd with Chargers

California-Davis
Free Agent - '05
Damien HS
LaVerne, Calif.

71

At 6-7 and more than 320 pounds, Cory Lekkerkerker is an imposing figure on the offensive line. After a year on the practice squad, Cory became a situational role player in 2006 and saw action in 15 of the team's 16 regular-season games. Cory benefited greatly from the teachings of offensive line coaches Jack Henry and Hal Hunter.

Cory has an older brother, Brad, who is almost identical in size. Brad formerly played tackle for the Oakland Raiders. Brad and Cory were teammates in college. The brothers were featured along with

their mother, Patti, in the Nov. 3, 2003 issue of Sports Illustrated.

Both Lekkerkerker brothers have an interest in classic cars. Brad owns a 1951 cherry red Mercury and Cory recently purchased a candy apple red 1954 Chevy. Cory's other hobbies include spending time with family, playing poker and watching movies.



TRANSACTION HISTORY: Signed two-year contract with Chargers April 29, 2005... waived Sept. 3, 2005...signed to practice squad Sept. 5, 2005...signed to active roster Nov. 5, 2005...re-signed one-year contract with Chargers, March 3, 2007.

2006: Lined up as tight end in goal line formation on Chargers' first touchdown of game, one-yard run by LT on fourth-and-goal play, in season opener at Oakland... saw action in Week 2 game against Tennessee late at left tackle and helped deliver key blocks during 73-yard run by Michael Turner and 14-yard touchdown run by quarterback Charlie Whitehurst two plays later...did not play Week 3 at Baltimore... played one snap as extra tackle late in Pittsburgh game Oct. 8...took over for Shane Olivea in second quarter of San Francisco game Oct. 15 after Olivea suffered mild

knee injury...saw action in jumbo package and on special teams Weeks 6-16 and in AFC Playoff game.

2005: Spent Weeks 1-8 on Chargers practice squad...dressed but did not play Week 9...inactive Weeks 10-16.

COLLEGE: First-team All-Great West Conference in 2004...won team's Jim Ferrier Award in 2003 as outstanding transfer of year...started every game 2003-04...redshirted in 2002 after transferring from Chaffey College...second-team All-Foothill Conference in 2001...played at Chaffey College from 2000-01...earned degree in economics.

PERSONAL: Born in Upland, California...first-team All-Sierra Foothill League honors as senior at Damien High School in LaVerne, Calif.

Games Played-Started: 2006 (15-0; San Diego).



BRANDON MANUMALEUNA

Tight End
6-2, 288
7th NFL Season
2nd with Chargers

Arizona
Trade (St. Louis) - '06
Narbonne HS
Torrance, Calif.

86

Chargers General Manager A.J. Smith pulled off one of the biggest steals of the 2006 NFL Draft when he shipped his fourth-round pick to the St. Louis Rams in exchange for tight end Brandon Manumaleuna (MAH-noo-mah-lee-oon-ah).

Brandon became a key cog for San Diego's offense, scoring touchdowns on three of his 14 catches, and helping to block for a running game that netted a team-record 2,578 yards and an NFL MVP award for LaDainian Tomlinson. An extremely

versatile player, Manumaleuna lined up at tight end, fullback and on special teams.

Brandon's hobbies include playing basketball and spending time with family. Brandon is a second-generation NFL player. His father, Frank, played linebacker for the Kansas City Chiefs from 1979-1981. Frank also played at UCLA in the early 1970s.



TRANSACTION HISTORY: Fourth-round pick (128) by St. Louis, April 22, 2001...signed with Rams June 21, 2001...re-signed five-year contract with Rams March 16, 2004...traded to Chargers April 30, 2006 for fourth-round pick (113) in 2006 NFL Draft...signed one-year contract extension through 2009, June 22, 2007.

2006: Caught eight-yard pass that led to LT one-yard touchdown run on following play for 10-0 lead in season-opening win at Oakland...caught his first touchdown pass of season at Arrowhead Stadium Week 6...his one-yard touchdown catch on halfback option pass from LT on third-and-goal play from one-yard line tied game at 27-27 in fourth quarter...caught season-high four passes against Chiefs...had extensive role in blocking for 216-yard, three-touchdown rushing effort against former team, St. Louis, on Oct. 29...had huge hand in Chargers' 49-41 win over Cincinnati Nov. 12 with career-high two touchdown catches...first came from nine yards out late in third quarter to get Chargers within three points at 31-28 after team had trailed 21-0 and 28-7...second came on third-and-five play late in fourth quarter to put Chargers ahead 49-41...among two catches against Denver Dec. 10 was highlight-reel play in which he broke several tackles and lost his helmet en route to 19-yard pickup on third-and-seven play late in second quarter...catch came during touchdown drive that allowed Bolts to take 28-3 lead at half...blocking helped Chargers rush for 265 yards against Kansas City, 168 yards at Seattle and 169 yards against Arizona during final three weeks of season. **2005:** Caught six-yard touchdown pass in season opener at San Francisco...inactive Weeks 4-5

due to knee injury...set season highs with three catches for 51 yards at Seattle Nov. 13...included season-long 33-yard catch against Seahawks...added 29-yard catch in season finale at Dallas. **2004:** Season-high three catches for 33 yards and touchdown in 33-27 overtime win at Seattle Oct. 10...eight-yard touchdown catch sparked 17-point fourth-quarter comeback against Seahawks...also caught three passes for season-high 53 yards against New England Nov. 7...caught career-long 48-yard pass against Patriots. **2003:** Set career highs with 29 catches, 238 yards and two touchdowns...season-long 39-yard catch against Atlanta Oct. 13...finished Falcons' game with career-high 56 yards receiving... caught season-high four passes against Green Bay Oct. 19...four-yard touchdown catch at Chicago Nov. 16...eight-yard touchdown catch at Detroit Dec. 28. **2002:** Talled two catches each at San Francisco Oct. 6, against San Diego Nov. 10 and at Kansas City Dec. 8...season-high 38 yards receiving against Chargers...six-yard touchdown catch in season finale against 49ers. **2001:** Only catch of season went for one-yard touchdown against Tampa Bay Nov. 26.

COLLEGE: Second-team All-Pac-10 as junior... finished collegiate career with 40 catches for 544 yards and three scores... began career at Arizona as defensive lineman and made switch to tight end and H-back...played for Wildcats from 1997-2000... majored in political science.

PERSONAL: Born in Torrance, California...second-team all-state defensive lineman at Narbonne High School in Torrance...also lettered in basketball and track.

Continued next page



Year	Team	G-S	Receiving				Rushing			
			No.-Yds.	Avg.	Long	TD	No.-Yds.	Avg.	Long	TD
2001	St. Louis	16-0	1-1	1.0	1t	1	0-0	0.0	0	0
2002	St. Louis	16-10	8-106	13.3	27	1	0-0	0.0	0	0
2003	St. Louis	16-15	29-238	8.2	39	2	4-15	3.8	4	0
2004	St. Louis	16-16	15-174	11.6	48	1	0-0	0.0	0	0
2005	St. Louis	14-14	13-129	9.9	33	1	1-2	2.0	2	0
2006	San Diego	16-7	14-91	6.5	19	3	1-1	1.0	1	0
	Totals	94-62	80-739	9.2	48	9	6-18	3.0	4	0
	Postseason	7-4	2-37	18.5	19	0	0-0	0.0	0	0

Kickoff Returns

Year	No.-Yds.	Avg.	Long	TD
2002	3-30	10.0	15	0
2004	2-13	6.5	13	0
2006	1-14	14.0	14	0
Totals	6-57	9.5	15	0

Single-game Highs

Receptions — 4, twice, Last: at Kansas City, Oct. 22, 2006
 Receiving Yards — 56, vs. Atlanta, Oct. 13, 2003
 Receiving Long — 48, vs. New England, Nov. 7, 2004
 Receiving TDs — 2, at Cincinnati, Nov. 12, 2006
 Receiving Long TD — 9t, at Cincinnati, Nov. 12, 2006

Postseason Single-game Highs

Receptions — 1, twice, Last: at Atlanta, Jan. 15, 2005
 Receiving Yards — 19, vs. Carolina, Jan. 10, 2004
 Receiving Long — 19, vs. Carolina, Jan. 10, 2004

Additional Statistics

Special Teams Tackles — **2001, 2; 2002, 1; Total 3.**

Additional Postseason Statistics

Special Teams Tackles — **2001, 1.**



MARLON MCCREE

Safety
5-11, 202
7th NFL Season
2nd with Chargers

Kentucky
UFA (Carolina) - '06
Atlantic HS
Daytona Beach, Fla.

20

The lone veteran free agent signed by the Chargers in 2006, Marlon McCree left an indelible mark on the Chargers' secondary in his first year as the team's starting free safety. McCree quickly showed that he was a leader both on the field and off. He took his secondary mates under his wing and the effects showed as the Chargers finished the year ranked 13th against the pass. It was a significant improvement from 2005 when San Diego's pass defense had slipped to rank 28th among the league's 32 teams.

McCree set a physical tone early in the season. In the Chargers' season opening win at Oakland, McCree delivered one of the biggest hits of the year when he dealt a bone-crushing blow to Oakland's Courtney Anderson on the Chargers' first defensive series of the game. McCree went on to finish the year with 80 tackles, the fifth-most on the team. In

between, he made big plays throughout the year, including a game-clinching interception to seal a win over the defending Super Bowl Champion Pittsburgh Steelers in an NBC Sunday Night Football game on Oct. 8, and a 79-yard fumble return three weeks later that helped lock up a win over the St. Louis Rams.

Marlon's hobbies include bowling, playing pool and watching movies. He also is a fan of boxing and has been to a couple of championship fights in Las Vegas. He enjoys different kinds of movies but says "Forest Gump" is his favorite.

Marlon is the youngest child in the McCree family. He has four older brothers and three older sisters.

As active as he is on the field, Marlon is just as active in the community. Last holiday season at the end of his first year in San Diego, Marlon provided Thanksgiving dinners for students from the

VETERANS & RETURNING PLAYERS



Monarch School for homeless and at-risk teens. Then during the Christmas holidays, he hosted the "Big Hit Holiday Toy Drive and Christmas Dinner" for more than 250 local families. In 2005, Marlon started the non-profit foundation "Help a Child — Save a Dream," in his hometown of Orlando, Florida. One of the foundation's basic principles is to help underprivileged kids obtain necessary school supplies including books and computers. In June 2006, the city's mayor honored Marlon for his work in the

community by presenting him with an honorary key to the city.

Marlon hosts the Marlon McCree Celebrity Weekend in Orlando to raise money and awareness for the foundation. The weekend includes a free football camp for kids ages 10-17, a John Madden Football video game tournament featuring kids and NFL players, and a golf tournament at the Bay Hill Country Club.

TRANSACTION HISTORY: Seventh-round pick (233) by Jacksonville, April 22, 2001...waived by Jaguars, Sept. 16, 2003...claimed by Houston, Sept. 17, 2003...signed with Carolina, March 10, 2005...signed five-year contract with Chargers, March 13, 2006.

2006: Started Weeks 1-10 at free safety...delivered bone-jarring hit and pass break up on deep ball intended for Courtney Anderson on Oakland's first offensive series of game in Sept. 11 season opener...was one of two pass pickups for McCree, tied with Shaun Phillips for team high...helped clinch win over Pittsburgh Oct. 8 on Sunday Night Football with fourth quarter interception off Ben Roethlisberger after he'd been pressured by Phillips...Bolts led game at time 20-13 and drove for field goal on ensuing possession that gave team 10 point lead with just over minute to play...helped close out 48-19 win at San Francisco Oct. 15 with six-yard sack of Alex Smith late in fourth quarter...led Bolts with eight stops against 49ers...**Chargers Alumni Player of Week** after making pivotal play in third quarter of Oct. 29 vs. St. Louis...recovered fumble and returned it 79 yards for touchdown to give Chargers 21-7 lead over Rams...was third-longest fumble return in team history...was McCree's second-career touchdown, but first on fumble return...tallied seven stops against Rams, tied with Terrence Kiel for most among secondary...led secondary and ranked second on team with 12 tackles in Nov. 12 win at Cincinnati...inactive Weeks 11-12 due to calf injury...returned to starting lineup Week 13 vs. Denver...paced team with 11 tackles, including two for loss, in Dec. 17 win over Kansas City...teamed with Randall Godfrey to stop Tony Gonzalez for two-yard loss late in first quarter...then tackled Larry Johnson for four-yard loss on Kansas City's first play of second quarter after Chiefs had taken over possession at San Diego's 36-yard line following interception...intercepted pass and collected tackle for loss among four stops in AFC Playoff game vs. New England...helped force Patriots three-and-out early in second quarter by tackling Laurence Maroney for four-yard loss on second-and-five play...intercepted fourth-down pass off Tom Brady in fourth quarter. **2005:** Second on Carolina defense with career-high 95 tackles...started final 15 games and all three playoff games...matched career high with two interceptions and paced defense with season-high 11

stops at Arizona Oct. 9...both interceptions were made after tipped passes by Ken Lucas in endzone...recovered fumble against New York Jets Nov. 13...led team with 10 stops at Chicago Nov. 20...recorded tackle for loss at Buffalo Nov. 27...helped close out 24-6 win over Atlanta Dec. 4 with interception in waning moments of fourth quarter...racked up two interceptions in first-career playoff game at New York Jets Jan. 8. **2004:** Season-high 10 stops vs. Green Bay Nov. 21...intercepted pass off Tennessee's Steve McNair Nov. 28...made lone start of season Dec. 12 against Indianapolis. **2003:** Played in two games with Jacksonville before being waived Sept. 16...claimed by Houston Sept. 17 and started 11 of final 13 games at free safety for Texans...scored first-career touchdown off interception of Steve McNair and team-record 95-yard return against Tennessee Dec. 21...longest NFL interception return in 2003...longest play in Texans history. **2002:** Led team and tied franchise single-season record with six interceptions...tied for fifth in NFL in picks...started every game at free safety... set career-high with two interceptions off Trent Green at Kansas City Sept. 15...intercepted pass against Washington Nov. 10... intercepted pass for second consecutive week at Houston Nov. 17...recorded interception and 53-yard return against Pittsburgh Dec. 1...for second time of season intercepted pass on consecutive weeks with pick against Cleveland Dec. 8. **2001:** Started first-career game in season opener vs. Pittsburgh and recovered fumble...season-high 11 stops at Seattle Oct. 7...sprained ankle against Baltimore Nov. 25 and missed games Dec. 3 vs. Green Bay, Dec. 9 at Cincinnati and Dec. 16 at Cleveland...collected first-career interception off Spergon Wynn in return from injury at Minnesota Dec. 23...notched sack and forced fumble on same play at Chicago in Jan. 6 season finale.

COLLEGE: Three-year starter at Kentucky...finished career with 219 tackles and 14.5 sacks...redshirted in 1996...played at Kentucky from 1996-2000...graduated with degree in finance.

PERSONAL: Born in Orlando, Florida...all-state safety and linebacker at Atlantic High School in Daytona Beach, Fla...also lettered in track and basketball.

Continued next page



Year	Team	G-S	Tack.-Asst.	Total	Sacks-Yds.	Int.-Yds.	Long	TD	Pass Def.	Fumbles For.-Rec.
2001	Jacksonville	13-11	36-22	58	1-6	1-10	10	0	3	2-0
2002	Jacksonville	16-16	63-22	85	1-0	6-129	53	0	11	0-0
2003	Jacksonville	2-0	0-2	2	0-0	0-0	0	0	0	0-0
2003	Houston	13-11	31-28	59	0-0	1-95	95t	1	4	0-0
2004	Houston	16-1	25-4	29	0-0	1-24	24	0	2	0-0
2005	Carolina	16-15	69-26	95	0-0	3-73	46	0	9	0-1
2006	San Diego	14-14	51-29	80	1-6	1-0	0	0	5	0-1
	Totals	90-68	275-133	408	3-12	13-331	95t	1	34	2-2
	Postseason	4-4	16-4	20	0-0	3-(-8)	1	0	2	0-0

Single-game Highs

Tackles — 12, twice, Last: at Cincinnati, Nov. 12, 2006
Sacks — 1, three times, Last: at San Francisco, Oct. 15, 2006
Interceptions — 2, twice, Last: at Arizona, Oct. 9, 2005
Interception Return Yards — 95, vs. Tennessee, Dec. 21, 2003
Interception Return Long — 95t, vs. Tennessee Dec. 21, 2003
Interception Return for Touchdown — 1, vs. Tennessee, Dec. 21, 2003

Postseason Single-game Highs

Tackles — 6, at New York Giants, Jan. 6, 2006
Interceptions — 2, at New York Giants, Jan. 6, 2006

Additional Statistics

Tackles for Loss — **2001, 1; 2002, 3; 2003, 1; 2005, 1; 2006, 2.**
Special Teams Tackles — **2001, 2; 2003, 9** (6, Jacksonville; 3, Houston); **2004, 9; Total, 20.**

Additional Postseason Statistics

Tackles for Loss — **2006, 1.**



BRANDON MCKINNEY

Defensive Tackle
6-2, 324
2nd NFL Season
2nd with Chargers

Michigan State
Free Agent - '06
Chaminade-Julienne HS
Dayton, Ohio

91

Defensive tackle Brandon McKinney, a former undrafted free agent, gained valuable experience as a rookie, splitting time between the practice squad and the active roster. The former Michigan State Spartan has benefited from working under veteran defensive line coach Wayne Nunnely and is expected to contribute even more in 2007.

McKinney lives in Chula Vista in the home of teammate Marcus McNeill. His hobbies include

spending time with family, basketball and video games.

Following in the footsteps of his parents, Brandon was a sociology major in college. He enjoys working with kids, and while a student at MSU, he helped run an on-campus summer day program for kids 12-18 years old. His mother, Diane, is a social worker in Dayton, Ohio and his father, Timothy, is the state director for Dayton's Urban League.

TRANSACTION HISTORY: Signed two-year contract with Chargers as undrafted rookie, May 8, 2006...waived, Sept. 2, 2006...re-signed to practice squad, Sept. 4...signed to active roster, Nov. 11, 2006.

2006: Spent Weeks 1-8 on practice squad...signed to active roster Nov. 11 and saw reserve action Weeks 9-12, 15-16 and in AFC Divisional Playoff game vs. New England...inactive Weeks 13-14...saw extensive action in season finale against Arizona after Jacques Cesaire left game injured.

COLLEGE: Started two-and-a-half seasons at defensive tackle for Michigan State Spartans...finished career with 93 tackles, 2.5 sacks and six tackles for loss...second-leading tackler on defensive line with career-high 42 stops as junior in 2004...received medical redshirt in 2003 while recovering from foot injury...played at Michigan State from 2002-05... earned degree in social science.

PERSONAL: Born in Dayton, Ohio...PrepStar All-America and two-time Associated Press all-state selection at Chaminade-Julienne High School in Dayton.

Year	Team	G-S	Tack.-Asst.	Total	Sacks-Yds.	Int.-Yds.	Long	TD	Pass Def.	Fumbles For.-Rec.
2006	San Diego	6-0	1-1	2	0-0	0-0	0	0	1	0-0
	Postseason	1-0	0-0	0	0-0	0-0	0	0	0	0-0

Single-game Highs

Tackles — 2, vs. Arizona, Dec. 31, 2006



MARCUS McNEILL

Tackle
6-7, 336
2nd NFL Season
2nd with Chargers

Auburn
Draft 2 - '06
Cedar Grove HS
Ellenwood, Ga.

73

When Chargers General Manager A.J. Smith drafted Marcus McNeill in the second round in 2006, several observers rolled their eyes after it was reported that McNeill was slowed by a back ailment in college that would most likely limit him in the NFL. Leave it to Smith and McNeill to prove the doubters wrong as the Chargers rookie left tackle didn't miss a practice or a game in '06. McNeill went on to start all 16 games and he was voted by his peers as an alternate to the Pro Bowl after playing and dominating the league the entire season. He did so while playing with two broken hands, and after the season when Cincinnati Bengals tackle Willie Andersen had to pull out of the all-star game, Marcus was called on to replace him and he was given the nod to start.

Last season turned into a storybook season for McNeill. As a rookie, he manned the very-difficult left tackle spot, often facing the opponents' best pass rushers. He helped the Bolts rush for a team-record 2,578 yards and according to the coaches grading system, allowed only two quarterback sacks in 487 total pass plays during the season.

More often than not, NFL MVP LaDainian Tomlinson found running room behind the 336-pound McNeill.

More honors came pouring in during and after the season for the Bolts' behemoth tackle. In September, he was named the NFL's Offensive Rookie of the Month and at the end of the year, his Pro Bowl selection was accompanied by several All-Pro and All-Rookie honors.

Off the field, McNeill enjoys spending time with his family in Decatur, Georgia. The easygoing McNeill particularly likes to spend time with his father, James, who was his high school coach at Cedar Grove High School and now teaches and coaches at Cedar Grove Middle School, and his mother, Leola, who is a nurse and a Colonel in the Air Force at Dobbins Air Force Base in Marietta, Georgia. He also likes to watch his nephew, Marquez, ride his four-wheeler.

Marcus makes his home locally in Chula Vista where his roommate is Chargers defensive tackle Brandon McKinney.

Marcus' hobbies outside of football include playing basketball and watching movies.



2007 Pro Bowl

Photo: Mike Nowak

TRANSACTION HISTORY: Second-round draft choice (50) by San Diego, April 29, 2006...signed four-year contract, July 25, 2006.

2006: Selected as first-alternate to AFC Pro Bowl squad and added to team after Cincinnati's Willie Andersen pulled out due to injury...selected to USA Today Sports Weekly's All-Pro Team...named to All-Rookie Team by Pro Football Weekly and Professional Football Writers of America...chosen to USA Today's All-Joe Team...named Chargers co-Lineman of Year...named NFL Offensive Rookie of Month in September...started Weeks 1-16 and AFC Divisional Playoff game vs. New England...line did not allow any sacks and paved way for team to rush for 194 yards



Continued next page



and two touchdowns in season opener at Oakland... quarterback Philip Rivers was only hit one time all night by Raiders defense, but on that play he completed 38-yard pass to Eric Parker that set up touchdown to give team 20-0 lead...line cleared way for 241-yard rushing day and three touchdowns, including two by LT, against Tennessee Sept. 17...for second-consecutive week, line did not allow any sacks...also for second week in row, Rivers was only hit one time in game by Tennessee's defense and on that play, he still completed 12-yard pass to Michael Turner...line cleared way for 150-yard rushing game Week 3 against Baltimore, team which was ranked first in league against run and only surrendering 34.3 yards per game on ground coming into contest...only surrendered one sack to Ravens defense and it came on Hail Mary play on last snap of game...line helped Bolts rush for 119 yards against Pittsburgh in Sunday Night game Oct. 8...Steelers had come into contest ranked fourth in league vs. run and only allowing 78.3 yards per game...line didn't allow any sacks in 39 pass attempts at San Francisco Oct. 15...marked third game of season group did not allow sack...line set tone for big day against St. Louis Oct. 29 as Bolts rushed for 216 yards against Rams, second 200-yard rushing game of season, and group only allowed one sack in 24 passing plays...line helped pave way for 190-yard rushing effort against Cleveland Nov. 5...helped clear way for LT to rush for 104 yards and four touchdowns in 49-41 win at Cincinnati Nov. 12...shared Chargers Alumni Player of Week honors with offensive line as starting five cleared way for 125 rushing yards and three touchdowns, while only allowing one sack in 26 pass attempts in 35-27 comeback win at Denver Nov. 19...line allowed only one sack for two yards in 33 pass plays and helped block for 110 yards and two TDs in 21-14 win over

Oakland Nov. 26...helped Bolts rush for 197 yards and two LT touchdowns in 24-21 win at Buffalo Dec. 3...came up big on fourth-quarter game-clinching touchdown drive which consumed season-long 8:06, covering 13 plays...group allowed Bolts to rush for 147 yards and four touchdowns Dec. 10 against Denver, allowing only two sacks, one of which was coverage sack, in 25 total pass plays...line key reason Bolts rushed for 265 yards, fifth-most in team history, in 20-9 win over Kansas City Dec. 17...helped Bolts rush for 168 yards, including 62-yard run by Tomlinson, and only allowed one sack in 31 pass plays in rainy conditions at Seattle Dec. 24...closed out season with 169-yard rushing effort in Dec. 31 win over Arizona...anchored 148-yard effort in AFC Playoffs vs. New England...starting right tackle for AFC in 2007 Pro Bowl...squad rushed for 120 yards and one touchdown, while allowing just one sack in 40 passing plays.

COLLEGE: Consensus All-America selection as senior...first-team All-SEC as junior and senior... between 2002 and 2006 Capital One Bowl, played string of 43 consecutive games without allowing quarterback sack...during junior season, named SEC Lineman of Week following game against Kentucky and Auburn Player of Game following contest against Citadel...named to 2002 SEC All-Freshman Team by *The Sporting News* and conference coaches...played at Auburn from 2002-05...majored in adult education.

PERSONAL: Born in Chicago, Illinois...*SuperPrep* All-America at Cedar Grove High School in Ellenwood, Georgia...selected to play in Georgia-Florida High School All-Star Game...played offensive and defensive line while also lettering in baseball, basketball and track...finished second in state in shot put.

Games Played-Started: 2006 (16-16, San Diego).



SHAWNE MERRIMAN

Linebacker
6-4, 272
3rd NFL Season
3rd with Chargers

Maryland
Draft 1A - '05
Frederick Douglas HS
Upper Marlboro, Md.

56

Shawne Merriman turned the "Lights Out" on the opposition in 2006. Merriman wreaked havoc on the NFL, leading the league with a career-high 17 sacks. He had at least one sack in nine different games, including a career-high 3.5 at Seattle on Dec. 24, and three against both Oakland on Sept. 11 and St. Louis on Oct. 29. Merriman capped off this stellar season with his second-straight Pro Bowl selection.

Merriman and fellow outside linebacker Shaun Phillips presented foes with a potent 1-2 punch as the Bolts led the entire NFL with 61 sacks on the season. That total was one sack shy of the team record of 62 set 20 years prior in 1986. Merriman's 17 tied for the second-most in a season in team history.

Merriman again drew a host of postseason accolades. On top of his Pro Bowl selection, Lights Out earned All-Pro honors from the Associated



Press and several national publications, including Sports Illustrated, Sporting News, Pro Football Weekly and USA Today Sports Weekly.

Shawne is a workout fanatic who spends countless hours in the gym. He has incorporated boxing into his training regimen and trains at the Boxing Club of La Jolla. Shawne's uncle, Henry "Sugar Poo" Buchanan, boxes professionally and is one of the nation's top up-and-coming light heavyweight fighters with a professional record of 14-0 and 11 wins by knockout.

The question Shawne is most often asked is where the nickname "Lights Out" originated. He was given that nickname during his sophomore season at Douglass High School after he knocked out four players in the first half of a game against Fort Meade. He was such a ferocious hitter in high school that his coaches didn't even allow him to participate in contact drills with his teammates. On his right forearm is a tattoo of a light switch in the off position and the words "Lights Out," and his Mercedes G500 has the "Lights Out" logo emblazoned on its headrests and floor mats.



Shawne still maintains close ties with his alma mater, buying new uniforms, a whirlpool and other equipment for the Douglass football program after he signed with the Chargers. He also speaks regularly to Eagles head coach J.C. Pinkney, who was an assistant coach when Shawne played at the school. Last year during the Chargers Sept. bye week, Douglass High School retired Shawne's number 44 and Lights Out attended the ceremony. Coincidentally, it all happened a week before Shawne got a chance to return home and play in front of family and friends at Baltimore's M&T Bank Stadium.

Despite all of the notoriety that comes with being a first-round draft choice and a Pro Bowler, Shawne has not let go of his past and the tough upbringing he endured as a child. Several times when money was tight for the family, Shawne found himself living in one of the many homeless shelters in Maryland and the District of Columbia. He knows how important those shelters can be and has contributed his own earnings to support homeless shelters in San Diego. In recognition of his work with the homeless, Shawne was honored this year by both the Salvation Army and the Alpha Project.

In June, Shawne hosted his first-ever "Lights On" Comedy Jam Weekend in San Diego to benefit both the Salvation Army and the Alpha Project. The



weekend included a free youth football clinic; a community day in which volunteers helped to restore and repaint the Children's Living Center at the Door of Hope transitional living home for unwed mothers, and a Comedy Jam hosted by comedian Alex Thomas.



Shawne also performs extensive charity work in his native Maryland, and around the country. He continues to host a coat collection drive at his collegiate alma mater, the University of Maryland, for the Community for Creative Non-Violence Shelter in Washington D.C. It's a drive that he has hosted for the last four years, collecting more than 10,000 coats and jackets for families living in shelters. This offseason, he visited wounded U.S. soldiers at the Bethesda and Walter Reed Hospitals in Washington D.C. Last November, while serving a four-game suspension from the NFL, Shawne donated his time to Habitat for Humanity, helping rebuild areas in and around New Orleans that were still in disrepair following Hurricane Katrina.

Off the field, Shawne has become one of the NFL's most recognizable celebrities. He made numerous appearances in Miami in the week leading up to Super Bowl XLI, in Hawaii during the week before the Pro Bowl, and in Las Vegas during the weekend of the NBA's All-Star Game. He was invited to attend Muhammad Ali's Celebrity Fight Night in Arizona and the Motion Picture & Television Fund's "Night Before" Oscar's Party. Shawne also appeared on numerous national television shows this year, including the premier episodes of ABC's "Wanna Bet" and Black Entertainment Television's "Ballers," and he has spoken with representatives from MTV about a possible role in the music network's programming lineup. He was also profiled in GQ Magazine.

When he's not helping others, one of Shawne's hobbies is riding Jet Skis. He also likes baseball and basketball. In April 2006, the San Diego Padres invited him to throw out the ceremonial first pitch before a game at PETCO Park and in March '06, ESPN asked him to be a celebrity judge during the McDonald's High School All-America game's slam dunk contest at San Diego State's Cox Arena. Merriam played basketball in high school and one of his teammates at Douglass High School was Eric Arrington, the younger brother of New York Giants linebacker LaVar Arrington.

Continued next page

TRANSACTION HISTORY: First-round pick (12) by San Diego, April 23, 2005...signed five-year contract, Aug. 2, 2005.

2006: Selected as starter in 2007 Pro Bowl... named first-team All-Pro by Associated Press, Sports Illustrated, Sporting News, USA Today Sports Weekly, Pro Football Weekly and the Professional Football Writers of America (also earning All-AFC honors from PFW & PFWA) and ESPN.com...voted by teammates to receive David Griggs Memorial Award as team's 2006 Defensive Player of Year...named to NFL.com's All-Interview Team...led NFL and team with 17 sacks, tied for second-most in season in team history...led squad with 21 quarterback hits...tied for team lead with four forced fumbles...started Weeks 1-7...Chargers Alumni Player of Week after leading team with three sacks and six tackles, including one for loss, in Sept. 11 season opener at Oakland...tackled LaMont Jordan for four-yard loss in first quarter and after defense held to force punt, offense drove five plays for touchdown and 10-0 lead on ensuing possession...started Oakland's next series with eight-yard sack against Aaron Brooks on first play of drive...after forcing three-and-out, Bolts offense drove for field goal and 13-0 edge on following drive...sacked Brooks again for another eight-yard loss on third-and-17 play right before two-minute warning in second quarter...logged final sack of night, this one for three yards, on first down play at end of third quarter...once again, defense forced three-and-out and offense answered with touchdown for 20-0 advantage on next possession...logged his first-career interception Week 2 against Tennessee...pick and 10-yard return led to field goal and 26-0 lead on ensuing

drive...also tied for team lead with two passes defended against Titans...collected five-yard sack and led team with two quarterback hits Week 3 at Baltimore...credited with sack against Ravens on final play of third quarter as Steve McNair fell while pulling away from center and Merriman was first to make contact...collected half-sack and tackle for loss in Sunday Night Football victory over Pittsburgh Oct. 8 despite facing barrage of double teams...shared eight-yard sack with Derrick Robinson in second quarter and tackled Willie Parker for three-yard loss in fourth quarter...delivered another big game with sack, tackle for loss and six stops at San Francisco Oct. 15...had six-yard sack on third-down play to force three-and-out on San Francisco's first possession of third quarter...Bolts kicked field goal on next drive to stretch lead to 38-19...on first play of 49ers next drive, tackled running back Frank Gore for one-yard loss and he hit Gore so hard that his own helmet came off...of course he followed hit with his patented "Lights Out" celebration...collected tackle for loss among seven stops at Kansas City Oct. 22...named **Defensive Player of Week by USA Today and Sports Illustrated.com** after matching career high with three sacks Oct. 29 against St. Louis...first sack of day, seven-yard sack against Marc Bulger on Rams first offensive series of game, helped force three-and-out and Chargers scored touchdown on ensuing drive to go up 14-0 in first quarter...later ended St. Louis' first drive of third quarter with five-yard sack on third down...also ended late third-quarter drive with pressure on Bulger to force incomple-tion...Bolts scored touchdown on ensuing drive to take 31-10 lead...suspended Weeks 8-11 after testing positive for banned substance in violation of NFL's substance abuse policy...returned to starting lineup Weeks 12-16...in first game back Dec. 3 at

SHAWNE MERRIMAN'S ALL-PRO HONORS



Two-time Pro Bowl selection (2005-06)



Associated Press NFL Defensive Rookie of the Year (2005) and two-time All-Pro (2005-06)



Sports Illustrated NFL Defensive Rookie of the Year (2005) and two-time All-Pro (2005-06)



Sporting News NFL Rookie of the Year (2005) and two-time All-Pro (2005-06) Pro Football Weekly and



Professional Football Writers of America NFL Defensive Rookie of the Year (2005) and All-Pro (2006)



USA Today Sports Weekly All-Pro (2006)



ESPN.com All-Pro (2006)

Buffalo, racked up two sacks, two forced fumbles and pass broken up at line of scrimmage en route to earning honors as **Defensive Player of Week** by **Sports Illustrated.com**...also had quarterback pressure which led to interception by Quentin Jammer on first series of game...midway through second quarter, sacked JP Losman for seven-yard sack and forced fumble which Igor Olshansky recovered on third-and-10 play...on last play of first half, stripped Roscoe Parrish after catch and had fumble recovered by Clinton Hart...then in fourth quarter, sacked Losman again for 12-yard loss on first-and-10 play...recorded two sacks against Denver Dec. 10...was second straight game with two sacks and fourth multi-sack game of year...late in first quarter, sacked Jay Cutler and forced fumble on third-and-14 play at Denver's 14-yard line...after Broncos recovered and punted, Chargers drove 54 yards for TD and 14-0 lead...had even bigger sack on his second go-around...late in fourth quarter, sacked Cutler again and forced another fumble which he recovered by himself at Broncos' own seven-yard line...on very next play, LT scored his record-breaking 29th touchdown of season on seven-yard run...he also ended another early fourth-quarter drive by breaking up pass at line of scrimmage on fourth-and-two play...Chargers converted stop into field goal that allowed them to take 34-20 lead...**AFC Defensive Player of Week** after racking up career-high 3.5-sacks in 27-20 win at Seattle Dec. 24...was his fifth-multi sack and third three-sack game of season, moving him into league lead with 16 sacks on season...Chargers improved to 5-0 this season and 8-0 in his career when Merriman has more than one sack in game...sacked Seattle's Matt Hasselbeck for four-yard loss on first play of game, sacked him for five-yard loss during second series of game, shared six-yard sack with Jacques Cesaire on third-and-10 play in second quarter and added one for no yards on Seahawks' last series of fourth quarter...his 16 sacks are second-most in season in team history...also comes up with two key passes defended in Seattle game...closes out season Dec. 31 against Arizona with 17th sack of season to put away NFL sack title...10-yard sack on third-down play in third quarter forced three-and-out by Cardinals at time when Bolts led 24-7...on drive after Cards punted, Bolts added another field goal to stretch lead to 27-7...later in the contest with Chargers up 27-17, Merriman broke up pass on third-and-goal play at two-yard line to force field goal try instead of a potential touchdown...started AFC Playoff game vs. New England and ended their second offensive series with pressure and quarterback hit on third down play to force incompleteness and three-and-out...later collected sack for no yards on third down play in fourth quarter...recorded four tackles and forced fumble in Pro Bowl. **2005: 2006 Pro Bowl starter...NFL Defensive Rookie of Year** by **Associated Press, Sports Illustrated.com, Pro Football Weekly, Professional Football Writers of America and**



San Diego Union-Tribune...NFL Rookie of Year and All-Pro by **Sporting News...Sports Illustrated and SI.com All-Pro...All-Rookie Team selection** by **Pro Football Weekly, Professional Football Writers of America and NFL.com... named to 2005 NFL Tough Guys Team** by **Fox Sports' Howie Long**...led team and all NFL rookies with 10 sacks...second on squad with seven tackles for loss and tied for fifth with 54 tackles...inactive for season opener against Dallas due to knee injury...collected special teams tackle on game's opening kickoff of first-career game played at Denver Sept. 18...registered tackle for loss among two stops versus New York Giants Sept. 25...collected two special teams stops at New England Oct. 2...racked up sack and forced fumble which was recovered by Randall Godfrey in first quarter of Monday Night Football game against Pittsburgh Oct. 10...pressured Raiders quarterback Kerry Collins into first-quarter interception by Bhawoh Jue in Oct. 16 win at Oakland Coliseum...Chargers scored touchdown on ensuing drive to take 14-0 lead... moved into starting lineup and recorded 10-yard sack among five stops at Philadelphia Oct. 23...huge outing with two sacks, forced fumble and five stops against Kansas City Oct. 30...in first quarter, pressure caused incomplete pass on third down on Chiefs' second offensive series...on ensuing drive, Bolts scored touchdown for 7-0 lead...came out of locker room strong in third quarter with pressure and four-yard sack on successive plays to force Chiefs punt...sack resulted in four-yard loss on third-and-11 play... later in third quarter, sacked Green again for nine-yard loss on third-and-12 play



2007 Pro Bowl

Photo: Mike Nowak

Continued next page



while also stripping ball that was recovered by Shaun Phillips...first Chargers rookie since Ben Leber in 2002 with at least two sacks in game...charted sack and led team with nine tackles in 31-26 win over New York Jets Nov. 6...sack went for eight-yard loss midway through fourth quarter on second-and-10 play...**Diet Pepsi NFL Rookie of Week** after recording two sacks in 48-10 win over Buffalo Nov. 20...racked up four-yard sack on final play of first quarter...sacked Bills quarterback JP Losman for eight-yard loss on fourth-down-and-23 play in fourth quarter...Bolts scored touchdown on ensuing drive to cap victory...two-yard tackle for loss among six stops in 34-10 win over Oakland Dec. 4...shared three-yard tackle for loss with Luis Castillo in first quarter against Miami Dec. 11...helped force Dolphins punt two plays later and on ensuing drive, Chargers scored touchdown to take 7-0 lead...**AFC Defensive Player of Week, recipient of ESPN NFL Prime Time Game Ball, Rookie of Week by FOXSports.com and Defensive Player of Week by SportsIllustrated.com** following effort in 26-17 win Dec. 18 in Indianapolis that knocked 13-0 Colts from ranks of unbeaten...was involved in three sacks, recording one solo and two assists, and was also credited with three tackles for loss...on first play of Colts first three offensive series, all in first quarter, shared seven-yard sack with Igor Olshansky, shared three-yard tackle for loss with Jamal Williams and then shared another seven-yard sack with Olshansky...first and third drives ended in three-and-outs while second drive ended in interception...made two tackles for loss inside Chargers' 12-yard line in second quarter...after two-yard tackle for loss against Edgerrin James at 10-yard line, made one of biggest plays of game on fourth-and-goal play at one-yard line, reading bootleg by Peyton Manning and tackling

him at seven for a six-yard loss, turning ball back over to Bolts on downs as San Diego took 13-0 first half lead...on opening drive of third quarter, sacked Manning for five-yard loss on third-and-nine play to force punt...Chargers kicked field goal on ensuing possession to stretch lead to 16-0...closed out season with three-yard sack against Denver's Jake Plummer...was 10th sack of year.

COLLEGE: First-team All-America by *NFL Draft Report*, second-team by *Sporting News* and first-team All-ACC following junior season...led team in sacks (8.5) and tackles for loss (17) in 2004...tied for second in ACC in sacks and ranked third in tackles for loss in ACC...named ACC Player of Week following Clemson game in '04...led team and ranked second in conference with 8.5 sacks in 2003...named ACC Rookie of Week following North Carolina game in 2002...finished collegiate career with 189 tackles, 22 sacks, 32.5 tackles for loss, 27 pressures, 10 passes defended, four forced fumbles and three fumble recoveries...played in total of 38 games with 17 starts...played at Maryland from 2002-04...majored in criminology and criminal justice.

PERSONAL: Born in Washington, D.C....all-time leader at Frederick Douglass High School in Upper Marlboro with 443 career tackles...Associated Press Maryland Defensive Player of Year and first-team all-state as senior...*SuperPrep* All-America, first-team all-metro by *Washington Post*, and Defensive Player of Year by *PG Journal* in 2001...all-county as junior and senior and all-league as senior...also played tight end and started for three years on school's basketball team.

Year	Team	G-S	Tack.-Asst.	Total	Sacks-Yds.	Int.-Yds.	Long	TD	Pass Def.	Fumbles For.-Rec.
2005	San Diego	15-10	41-13	54	10-61	0-0	0	0	5	2-0
2006	San Diego	12-12	46-20	66	17-93	1-10	10	0	8	4-1
	Totals	27-22	87-33	120	27-154	1-10	10	0	13	6-1
	Postseason	1-1	2-2	4	1-0	0-0	0	0	0	0-0

Single-game Highs

Tackles — 9, at New York Jets, Nov. 6, 2005
 Sacks — 3.5, at Seattle, Dec. 24, 2006
 Interceptions — 1, vs. Tennessee, Sept. 17, 2006
 Interception Return Yards — 10, vs. Tennessee, Sept. 17, 2006
 Interception Return Long — 10, vs. Tennessee, Sept. 17, 2006

Additional Statistics

Tackles for Loss — 2005, 7; 2006, 4.
 Special Teams Tackles — 2005, 3.

VETERANS & RETURNING PLAYERS



SCOTT MRUCZKOWSKI

Guard-Center
6-5, 318
3rd NFL Season
3rd with Chargers

Bowling Green
Draft 7 - '05
Benedictine HS
Garfield Heights, Ohio

63

A former seventh-round draft choice who is now in his third NFL season, Scott Mruczkowski (Merch-COW-ski) has become a key reserve on the Chargers' offensive line. He is a versatile player who can line up at either center or guard. He also contributes on special teams.

Scott's brother Gene is in his fifth season as an offensive lineman for the New England Patriots.



Since college, Scott has been

an avid golfer and he tries to play at least twice a week. In 2004, he scored a hole in one on the par-three ninth hole at the Brandywine Country Club in Ohio while playing with Gene and a family friend.

Scott's hobbies include fishing, playing poker and playing with his pit bull named Diesel. Scott's uncle, Steve, has a boat and a cabin on Catawba Island in Ohio and taught Scott to fish when he was a child.

TRANSACTION HISTORY: Seventh-round choice (242) by San Diego, April 24, 2005...signed three-year contract June 16, 2005.

2006: Saw action at left guard late in Week 1 after Kris Dielman came out of game with tight hamstring...saw late action in Sept. 17 game against Tennessee at left guard and helped deliver key blocks during 73-yard run by Michael Turner and 14-yard touchdown run by quarterback Charlie Whitehurst two plays later...did not play Weeks 3-4 & 6-9...saw action on offensive line Week 5 at San Francisco and briefly at left guard Week 12 at Buffalo...played on special teams Week 10 at Denver...started Week 11 against Oakland for injured Kris Dielman (ankle) and had solid game against Warren Sapp and Raiders' front line...Bolts only allowed one sack (-2 yards) in 33 pass plays and blocked for 110 rush yards and two touchdowns...injured knee in Week 13 game versus Denver during PAT and was inactive Weeks 14-16...returned to action and played on special teams in AFC Playoffs vs. New England. **2005:** Inactive Weeks 1-3 & 5...dressed but did not play Weeks 4, 8, 12-14

& 16...saw action on special teams Weeks 6-7 & 9-11... played Week 15 on special teams.

COLLEGE: Second-team All-Mid-American Conference in 2004...selected to play in 2005 East-West Shrine Game...started school-record 49 consecutive games during career...anchored offensive line that allowed fewest sacks in MAC in '04...same '04 squad set school records for total offense and points per game...team captain as senior...first-team all-conference in 2003... also named team's Top Offensive Lineman...started every game at left guard in 2001-02 and center in 2003-04...redshirted in 2000... played at Bowling Green from 2000-04...majored in productions and operations management.

PERSONAL: Born in Cleveland, Ohio...second-team all-area choice in 1999 by *Cleveland Plain Dealer* at Benedictine High School in Cleveland...team won state title in 1996 and regional crown in 1997... lettered in track...student council president...earned dean's list honors with 3.5 grade-point average.

Games Played-Started: 2005 (6-0, San Diego); 2006 (7-1, San Diego); **Total** (13-1).



LORENZO NEAL

Fullback
5-11, 255
15th NFL Season
5th with Chargers

Fresno State
UFA (Cincinnati) - '03
Lemoore HS
Hanford, Calif.

41

Pound for pound, Lorenzo Neal is the preeminent fullback in the National Football League. His credentials speak for themselves. He's been a lead blocker for 10 straight 1,000-yard rushers and a Pro Bowl starter the last two seasons. Only two position players in the league, Green Bay's Brett Favre (239) and Kansas City's Will Shields (224), have played in more consecutive games than Lorenzo (208). Even at the age of 36, Neal shows no signs of slowing down. In March, Chargers General Manager A.J. Smith rewarded the 15-year veteran with a three-year contract extension that will keep him with the Chargers through the 2010 season.

"Lo," as he is known to teammates, had one of his best seasons in 2006. He paved the way for LaDainian Tomlinson's MVP season as the Chargers rushed for a team-record 2,578 yards. Behind Neal's blocking, Tomlinson set league records with 28 rushing touchdowns and 31 total scores. The Chargers have rushed for at least 2,000 yards in all five of Neal's seasons in San Diego. It's the longest streak of 2,000-yard seasons in team history and tied with Denver for the longest active streak in the NFL. Neal was also one of the best in short yardage situations, leading the league when it came to moving the chains. Twenty one of his 29 carries resulted in first downs, an amazing 72.4 percent. As a team, the Chargers set a team record with 137 rushing first downs.

While Neal has enjoyed tremendous success on the field, he has felt heartache in his personal life. In April, Lorenzo's sister, Denise, succumbed to breast cancer at the age of 32. It was a terrible blow to the entire family and at the same time they were grieving over Denise's passing, his father, Glen, was suffering complications from a stroke that occurred several years ago and his mom, Darlene, was discovered to have a cyst in her throat, which thankfully turned out to be benign. From the time the season ended until his sister died, Lorenzo spent as much time with her as possible. When he did, it frustrated him to no end that even with all the

success and money that a 15-year professional football career had afforded him, it didn't give him the power to help her beat the terrible disease. As she would want him to do, Lorenzo will play on in 2007 and he will dedicate the remainder of his career to Denise's memory.

Playing one of the most physically-demanding positions on the field, Lorenzo has distinguished himself with his durability. One of the keys to his longevity is a strict training regimen that includes boxing workouts with former IBF Junior Middleweight Champion Paul Vaden and former UFC Light Heavyweight Champion, Chuck "The Iceman" Liddell. Neal also has trained in the past with Jennifer Alcorn, a Lightweight World Champion in women's boxing. Lorenzo's brother Eddie is a professional boxer who has a record of 5-1 with four wins by knockout in the Heavyweight division.

Neal enjoys a wide range of outdoor activities, including golf, fishing, horseback riding, dirt bike riding, water skiing and riding Jet Skis.

Wrestling is his indoor sport of choice. An All-America wrestler in college, Neal returns to Fresno State during the offseason and stays in shape by working out with some of the nation's top collegiate wrestlers.



Lorenzo has become a collector of sports memorabilia. Boxing gloves worn by Muhammad Ali and Joe Frazier are among his most prized collectibles. He also owns two classic cars: 1971 and '72 Cutlass Supremes.

Neal and close friend Major Rodgers established the "Changing a Generation Foundation" to help youth from Fresno High School learn to set and achieve goals while working toward a college education.

He also owns a commercial real estate business, M & N Service Inc., which manages apartment complexes around Fresno.

Lorenzo is interested in pursuing a career in sports broadcasting after he retires.

TRANSACTION HISTORY: Fourth-round choice (89) by New Orleans, April 25, 1993...signed with New York Jets, March 31, 1997...traded to Tampa Bay for fifth-round pick, March 12, 1998...released by Buccaneers, Feb. 11, 1999...signed with Tennessee, March 23, 1999...released by Titans, March 1, 2001...signed with Cincinnati, May 8, 2001...signed with Chargers, March

3, 2003...signed two-year extension through 2007, Oct. 28, 2005...signed three-year contract extension through 2010, March 1, 2007.



2006: Starter in 2007 Pro Bowl... first-team All-Pro selection by Associated Press, USA Today Sports

SPORTS
Best for last
progress
makes Point
VETERANS & RETURNING PLAYERS
SPORTS
HATS OFF
Forward pr
SPORTS
DAILY JUNE

Weekly and ESPN.com...helped clear way for 194-yard rushing effort in Sept. 11 season opening 27-0 win at Oakland...Bolts scored two rushing touchdowns, one each by LT and Michael Turner... helped clear holes and open running lanes for 241-yard rushing effort against Tennessee in 40-7 Week 2 that included two rushing touchdowns by Tomlinson...helped Chargers rush for 150 yards against Baltimore Week 3...Ravens defense had only been allowing 34.3 yards per game on ground coming into contest...cleared way for 119 rushing yards against Pittsburgh, Oct. 8...Steelers had come into game ranked fourth against run and only allowing 78.3 yards per game on ground...helped Tomlinson tie team record and set career high with four rushing touchdowns Oct. 15 at San Francisco...lead blocker for 216-yard, three-touchdown effort against St. Louis Oct. 29...played in 200th-consecutive game and helped Chargers rush for 190 yards and three scores in 32-25 win over Cleveland Nov. 5...helped clear way for Tomlinson to rush for 104 yards and four touchdowns in 49-41 win at Cincinnati Nov. 12...opened holes for Tomlinson to rush for 105 yards and three scores in 35-27 win at Denver Nov. 19...during game, Tomlinson went over 1,000 yards for season, marking 10th-straight year Neal was lead blocker for 1,000-yard rusher...had three carries in Broncos' game with two going for first downs on third-and-one plays... helped block for 110-yard and two-touchdown effort against Oakland Nov. 26...**Chargers Alumni Player of Week** after helping Bolts rush for 197 yards and two touchdowns in 24-21 win at Buffalo Dec. 3...threw key blocks on both of Tomlinson's touchdown runs against Bills, covering 51 and two yards...scored first touchdown of season against Denver Dec. 10 on four-yard run on trick play called "Bumarooski" late in first quarter...was first rushing touchdown since Sept. 28, 2003 at Oakland and gave Bolts 14-0 lead...helped set up touchdown with six-yard run on third-and-one play two snaps before touchdown...threw key block on Kendrell Bell that sprung Tomlinson loose on career-long 85-yard touchdown run against Kansas City Dec. 17...was third-longest run in team history...helped contribute to Bolts racking up 265 rushing yards, fifth-most in team history...blocked for 168-yard game Dec. 24 at Seattle, including key block on 62-yard run by Tomlinson...logged 43-yard run to ice 27-20 win over Arizona Dec. 31...at end of run, also drew 15-yard face mask penalty that allowed Chargers to run out clock...run was second-longest of career and longest since 74-yard touchdown run for New Orleans during 1993 rookie season...helped clear way for Bolts to rush for 148 yards in divisional playoffs against New England Jan. 14...nine-yard reception to two-yard line set up first touchdown of game in second quarter.

2005: 2006 Pro Bowl starter...named to All-Interview Team by NFL.com... started 100th career game in season opener against Dallas...had three carries



against Cowboys on short yardage plays, all resulting in first downs...two carries on second-and-short plays against New York Giants Sept. 25, both netting first downs...lone carry against Pittsburgh Steelers on Monday Night Football Oct. 10 resulted in first down...led team with four catches at Oakland Oct. 16... logged one carry against Raiders for first down on second-and-one play...five-yard run on third-and-one play in third quarter Oct. 23 at Philadelphia led to touchdown two plays later that trimmed 10-0 deficit to 10-7...three carries on short yardage plays all resulted in first downs against Kansas City Oct. 30...added 17-yard catch on first play of first-quarter touchdown drive against Chiefs ...caught first touchdown pass since Oct. 27, 2002 on two-yard pass from Drew Brees on fourth-and-one play in 48-10 win over Buffalo Nov. 20...all three carries against Oakland on ESPN Sunday Night Football Dec. 4 resulted in first downs...in second quarter, rushed for three yards on third-and-two and two yards on second-and-one during touchdown drive that gave Bolts 17-10 lead...then rushed for three yards on second-and-one play early in third quarter touchdown drive to give Chargers 24-10 edge. **2004: Pro Bowl first-alternate...named to USA Today's All-Joe Team**... helped LaDainian Tomlinson rush for 1,335 yards and Chargers rush for 2,185 yards as team...12-yard kickoff return against Tampa Bay Dec. 12...**Chargers Alumni Player of Week** after rushing four times for season-high 16 yards at Cleveland Dec. 19. **2003: Pro Bowl first-alternate... named to USA Today's All-Joe Team**... helped pave way for Tomlinson to rush for 1,645 yards and team to rush for 2,146 yards...season-high seven carries and 22 yards at Cleveland Oct. 19...scored first touchdown of season



2007 Pro Bowl

Photo: Mike Nowak

Continued next page

on three-yard run at Oakland Sept. 28...carried three times for seven yards in short yardage situations against Baltimore Sept. 21...all three carries against Ravens resulted in first downs.

2002: Selected to first career Pro Bowl...paved way for Bengals running back Corey Dillon to rush for 1,311 yards...caught one-yard touchdown pass against Tennessee Oct. 27. **2001: Pro Bowl second-alternate..named to USA Today's All-Joe Team**...helped Dillon rush for 1,315 rushing yards. **2000: Pro Bowl third-alternate** after paving way for Eddie George's 1,509 rushing yards and 14 touchdowns...**NFL's Best Blocking Fullback by Sporting News and named to Sports Illustrated's Midseason All-Pro Team. 1999: Selected to USA Today's All-Joe Team**...led way for Eddie George to rush for 1,304 yards in regular season and two 100-yard games in playoffs...member of Titans squad that finished 16-4 and earned berth in Super Bowl XXXIV against St. Louis. **1998: Helped Tampa Bay's Warrick Dunn** rush for 1,026 yards. **1997: Helped Jets** running back Adrian Murrell rush for 1,086 yards as team's top fullback. **1996: Set career**

highs with 31 catches and 194 receiving yards for New Orleans Saints. **1995: Caught career-long 69-yard** touchdown pass at New England Dec. 3. **1994: Established career high with 30 carries, good for 90 yards and one touchdown. 1993: Suffered season-ending ankle injury at Atlanta on Sept. 12** after starting first two games...led team in rushing with 13 carries for 89 yards in NFL debut at Houston on Sept. 5...placed on "Reserve-Injured" list Sept. 15 for remainder of rookie season.

COLLEGE: Finished career as school's second-leading rusher with 2,405 yards... All-Big West as junior and senior...played in Japan Bowl All-Star Game...All-America wrestler for Bulldogs as junior heavyweight ...defeated sumo wrestler in exhibition match in Japan during Japan Bowl...played at Fresno State from 1989-1992...graduated with degree in criminal justice.

PERSONAL: Born in Hanford, California...fullback and linebacker at Lemoore High School near Fresno...won state wrestling title as senior...Lorenzo and wife Denisha have one son, Lorenzo, and twin daughters, Nylya and Mia.

Year	Team	Rushing					Receiving				
		G-S	No.-Yds.	Avg.	Long	TD	No.-Yds.	Avg.	Long	TD	
1993	New Orleans	2-2	21-175	8.3	74t	1	0-0	0.0	0	0	
1994	New Orleans	16-7	30-90	3.0	12	1	2-9	4.5	5	0	
1995	New Orleans	16-6	5-3	0.6	3	0	12-123	10.3	69t	1	
1996	New Orleans	16-11	21-58	2.8	11	1	31-194	6.3	23	1	
1997	New York Jets	16-10	10-28	2.8	8	0	8-40	5.0	14	1	
1998	Tampa Bay	16-1	5-25	5.0	12	0	5-14	2.8	5	1	
1999	Tennessee	16-14	2-1	0.5	1t	1	7-27	3.9	8	2	
2000	Tennessee	16-5	1(-2)	-2.0	-2	0	9-31	3.4	8	2	
2001	Cincinnati	16-10	5-10	2.0	4	0	19-101	5.3	12	1	
2002	Cincinnati	16-8	9-31	3.4	9	0	21-133	6.3	15	1	
2003	San Diego	16-15	18-40	2.2	7	1	16-62	3.9	11	0	
2004	San Diego	16-10	16-53	3.3	8	0	13-66	5.1	12	0	
2005	San Diego	16-15	29-98	3.4	9	0	24-145	6.0	21	1	
2006	San Diego	16-11	29-140	4.8	43	1	17-83	4.9	21	0	
	Totals	210-125	201-750	3.7	74t	6	184-1,028	5.6	69t	11	
	Postseason	7-3	4-8	2.0	3	0	3-21	7.0	11	0	

Year	Kickoff Returns			
	No.-Yds.	Avg.	Long	TD
1994	1-17	17.0	15	0
1995	2-28	14.0	16	0
1997	2-22	11.1	22	0
1999	2-15	7.5	14	0
2000	1-15	15.0	15	0
2002	5-52	10.4	17	0
2003	1-1	1.0	1	0
2004	1-12	12.0	12	0
2006	3-11	3.7	7	0
Totals	18-173	9.6	22	0

Single-game Highs

Rushing Attempts — 14, at Chicago, Oct. 9, 1994
 Rushing Yards — 89, vs. Houston, Sept. 5, 1993
 Rushing Long — 74t, at Atlanta, Sept. 12, 1993
 Rushing TDs — 1, six times, Last: vs. Denver, Dec. 10, 2006
 Receptions — 6, twice, Last: vs. Atlanta, Dec. 8, 1996
 Receiving Yards — 78, at New England, Dec. 3, 1995
 Receiving Long — 69t, at New England, Dec. 3, 1995
 Receiving TDs — 1, 11 times, Last: vs. Buffalo, Nov. 20, 2005
 Receiving Long TD — 69t, at New England, Dec. 3, 1995

Additional Statistics

Special Teams Tackles — 1996, 2; 1997, 5; 2001, 2; 2002, 4; 2005, 1; Total, 14.
 Special Teams Fumble Recoveries — 2006, 1.



ROMAN OBEN

Tackle
6-4, 305
12th NFL Season
4th with Chargers

Louisville
Trade (Tampa Bay) - '04
Gonzaga HS
Washington D.C.

72

Roman Oben has a renewed sense of purpose heading into 2007. Gone is the foot injury that landed him on the "Physically Unable to Perform" list for the first nine weeks of the 2006 season and saw him play in just two games after he returned. The injury was one of the worst of its kind and kept Oben off the field for more than a year. He wasn't called into action until Marcus McNeill went down with an injury during a Christmas Eve game in Seattle and Roman turned in a heroic performance as the Chargers pulled out an important late-season victory. Though the starting five appears to be in place heading into '07, Oben will again be a key reserve and he will contribute in any way that he can.

A native of Cameroon, West Africa, Roman moved to the United States on Jan. 4, 1977. He was 4 years old and moved with his mother, Marie, who came to the states to work for the Cameroon embassy. In March, Roman returned to Cameroon for the fourth time since moving to the U.S., and the first time since 2004. He traveled there with his wife, Linda, and the couple's two sons, R.J. and Andre. The Obens visited two African schools and an orphanage for handicapped children. In addition to providing financial assistance to pay for the children's schooling, the Obens donated textbooks to the schools, and classroom desks and chairs at the orphanage. Roman made a similar pilgrimage in 2004. In 2005 through his own Roman Oben Foundation, Roman formed a partnership with West Ottawa High School in Holland, Michigan to help install a network of computer labs for Cameroonian students. His foundation's mission is to promote



positive development of youth through football, literacy and other community outreach projects.

In 2003, Roman was honored by the Vincent T. Lombardi Foundation as a Vince Lombardi Champion for community service in his hometown of Washington D.C. Roman supports many worthy causes including the United Way, Special Olympics and the fight against illiteracy and hunger. Oben has also hosted football camps in San Diego and at his alma mater, Gonzaga High School in Washington. Last November, Oben hosted a Thanksgiving dinner for local families at the Episcopal Family Services Center in National City.

Growing up in the nation's capital spurred a natural interest in politics. While working toward a master's degree in public administration from Fairleigh Dickinson University, Oben completed internships with Democratic Congressmen Bill Pascrell of New Jersey and Dennis Kucinich of Cleveland. Kucinich was a 2004 presidential candidate. It also spurred a natural interest in football. During the Washington Redskins heydays of the 80s, Roman sold hot pretzels at their home games at RFK Stadium.

Speaking of heydays, Roman had his last September, when his collegiate alma mater, the University of Louisville, placed his jersey No. 72 in



VETERANS & RETURNING PLAYERS

Continued next page



the school's Ring of Fame. It took place prior to the school's game against in-state rival, Kentucky. Oben became the 15th former Cardinal to have his jersey honored. Among the others are former Charger and Hall of Fame QB Johnny Unitas.

In June, Roman took a step in preparing for his post-football career by participating in the NFL Broadcast Boot Camp at the NFL Films

headquarters in Mt. Laurel, New Jersey. Roman was one of a select group of current and retired NFL players who received hands-on training in a wide range of elements related to radio and television broadcasting.



TRANSACTION HISTORY: Third-round draft pick (66) by New York Giants, April 20, 1996...signed with Cleveland, March 8, 2000...released by Browns, Feb. 25, 2002...signed with Tampa Bay May 20, 2002...traded to Chargers for fifth-round choice in 2005 NFL Draft, June 9, 2004...signed two-year contract extension with Chargers through 2008, Oct. 24, 2005.

2006: Spent first nine weeks of season on "Physically Unable to Perform" list while recovering from offseason foot surgery...was placed on PUP list on Aug. 28...inactive Weeks 10-12 & 13...dressed but did not play Weeks 11 & 14...took over at left tackle in second quarter of Dec. 24 game at Seattle for injured Marcus McNeill...again saw brief action for McNeill Week 16 vs. Arizona...played on field goal protection in AFC Divisional Playoff game vs. New England.

2005: Started Weeks 1-8 at left tackle...line paved way for 268 yards rushing, third-best in team history, and did not allow any sacks against New York Giants in ESPN Sunday Night Football game Sept. 25...line did not allow any sacks for second-consecutive week and helped Chargers rush for 183 yards at New England Oct. 2 to end Patriots' NFL-record 21-game home winning streak ...line allowed only one sack against Pittsburgh on Monday Night Football Oct. 10. **Chargers Alumni Player of Week** after helping clear way for 190-yard rushing day in 27-14 win at Oakland Oct. 16...line did not allow any sacks in 44 pass attempts against Kansas City Oct. 30...inactive Weeks 9-14 with foot injury...placed on "Reserve-Injured" list Dec. 20. **2004: Chargers Alumni Player of Week** along with fellow starting offensive linemen following Week 11 win at Kansas City...started Weeks

1-16 and Wild Card Playoff game at left tackle. **2003:** Started along offensive line that allowed fifth-fewest sacks in NFL...offense set franchise season highs in total offense and passing offense...offensive line prevented Brad Johnson from being sacked in team-record 160 consecutive pass attempts...limited to special teams duty against Green Bay Nov. 16 and Carolina Nov. 9...inactive versus New Orleans Nov. 2 due to broken right hand ending streak of 100 consecutive games played...streak dated back to 1997...started 100th career game against Dallas Oct. 26 despite suffering broken hand during week leading up to game...played 100th career game against Carolina Sept. 14. **2002:** Helped Brad Johnson become first quarterback in Tampa Bay history to lead NFC in passing and pass for club-record 22 touchdowns...started every game at left tackle, including Super Bowl XXXVII...offensive line allowed just one sack in 100 postseason passing situations. **2001:** Saw action as reserve right tackle Dec. 23 at Green Bay ...did not start at Jacksonville Dec. 16, ending streak of 76 consecutive starts dating back to 1997. **2000:** Only offensive lineman to start and play every snap at same position entire season. **1999:** Awarded offensive game ball by coaching staff for performance against Tampa Bay Sept. 12. **1998:** Started all 16 games at left tackle for Giants...offensive line helped pave way for Gary Brown to rush for 1,063 yards, seventh-best in NFC. **1997:** Started every regular-season game and playoff game against Minnesota at left tackle...awarded game ball with entire offensive line following 27-13 win over Arizona Oct. 12 as Giants ended streak of 23 games without 100-yard rusher...in first NFL start against Philadelphia Aug. 31

VETERANS & RETURNING PLAYERS

SPORTS
HATS OFF

Forward pr

SPORTS
DAILY JUNE



In March 2007, Roman and his family returned to his native Cameroon, West Africa. He traveled there with his wife, Linda, and the couple's two sons, R.J. and Andre. The Obens visited two African schools and an orphanage for handicapped children.

Photos: Roman Oben Foundation

held defensive end Mike Mamula to no sacks, one year after Mamula victimized Giants for five sacks. **1996:** Inactive for eight games and dressed but did not play in six games...played in first-career game at Philadelphia Dec. 1 as reserve right tackle.

COLLEGE: Recipient of Louisville's Community Service Award in 1994...team captain as senior...All-National Independent first-team as junior...four-time Athletic Director's Honor Roll...lettered in track as freshman...won Metro Conference Championship and also won at Mason-Dixon Games in Feb. 1992...

played at Louisville from 1991-95...vice president of Alpha Phi Alpha fraternity...earned bachelor's degree in economics from Louisville and master's degree in public administration from Fairleigh Dickinson University in May 2001.

PERSONAL: Born in Cameroon, West Africa...prepped at Gonzaga High School in Washington D.C...also attended Fork Union Military Academy...lettered in track in shot put and discus...married, Linda...has two sons, Roman Jr. and Andre.

Games Played-Started: **1996** (2-0, New York Giants); **1997** (16-16, New York Giants); **1998** (16-16, New York Giants); **1999** (16-16, New York Giants); **2000** (16-16, Cleveland); **2001** (16-13, Cleveland); **2002** (16-16, Tampa Bay); **2003** (15-13, Tampa Bay); **2004** (16-16, San Diego); **2005** (8-8, San Diego); **2006** (2-0, San Diego); **Total** (139-130).

Postseason Games Played-Started: **1997** (1-1, New York Giants); **2002** (3-3, Tampa Bay); **2004** (1-1, San Diego); **2006** (1-0, San Diego); **Total** (6-5).



SHANE OLIVEA

Tackle
6-4, 312
4th NFL Season
4th with Chargers

Ohio State
Draft 7B - '04
Lawrence HS
Long Beach, N.Y.

70

Shane Olivea has been a key contributor along the Chargers' offensive line. A starter his first three years in the league, this former seventh-round draft choice has missed only one game due to injury. With Shane anchoring the right side of the offensive line, the Chargers have rushed for more than 2,000 yards and passed for more than 3,400 yards each of his three seasons. Before the 2006 season had even started, Chargers General Manager A.J. Smith rewarded the former Ohio State Buckeye with a lucrative contract extension that will keep him in San Diego through 2011. That contract paid immediate dividends in 2006 as the Chargers rushed for a team-record 2,578 yards and captured their second AFC West title in the last three seasons.

The son of a retired New York City firefighter, Shane is one of the team's hardest workers when it comes to improving his stamina and conditioning. In addition to training in the team's offseason conditioning program, Shane has incorporated boxing into his workout regimen. He does so

because boxing requires quick bursts of power and recovery, exactly what an offensive lineman faces on virtually every snap of the ball. Boxing also helps him with balance and using his hands for leverage. This is not the first time Shane has taken extra steps to improve his strength and conditioning. Last year, he spent five weeks working with a personal trainer at Athletes Performance, an intensive training facility for serious competitive athletes in Tempe, Arizona.

Shane is a huge baseball fan and his favorite team is the New York Yankees. He collected baseball cards when he was younger, especially those of his favorite player, former Yankees' first baseman Don Mattingly.

His first two years in the league, Shane played right tackle opposite Roman Oben. As a high school freshman in 1996, Shane attended his first-ever New York Giants game, a preseason game against the New York Jets. That happened to be Oben's first-ever game as a rookie tackle with the Giants.



TRANSACTION HISTORY: Seventh-round pick (209) by San Diego, April 25, 2004... signed three-year contract, June 25, 2004...signed new six-year contract through 2011 with Chargers, Aug. 30, 2006.

2006: Started all 16 games plus AFC Divisional Playoff game vs. New England...line did not allow any sacks

and paved way for team to rush for 194 yards and two touchdowns in season opener at Oakland...quarterback Philip Rivers was only hit one time all night by Raiders defense, but on that play he completed 38-yard pass to Eric Parker that set up touchdown to give team 20-0 lead...line cleared way for 241-yard rushing day and three touchdowns, including two by LT, against

Continued next page





Tennessee Sept. 17...for second-consecutive week, line did not allow any sacks...also for second week in row, Rivers was only hit one time in game by Tennessee's defense and on that play, he still completed 12-yard pass to Michael Turner...line cleared way for 150-yard rushing game Week 3 against Baltimore, team which was ranked first in league against run and only surrendering 34.3 yards per game on ground coming into contest...only surrendered one sack to Ravens defense and it came on Hail Mary play on last snap of game...line helped Bolts rush for 119 yards against Pittsburgh in Sunday Night game Oct. 8...Steelers had come into contest ranked fourth in league vs. run and only allowing 78.3 yards per game...line didn't allow any sacks in 39 pass attempts at San Francisco Oct. 15...marked third game of season group did not allow sack...line set tone for big day against St. Louis Oct. 29 as Bolts rushed for 216 yards against Rams, second 200-yard rushing game of season, and group only allowed one sack in 24 passing plays...line helped pave way for 190-yard rushing effort against Cleveland Nov. 5...helped clear way for LT to rush for 104 yards and four touchdowns in 49-41 win at Cincinnati Nov. 12...starting five all named **Chargers Alumni Players of Week** after clearing way for 125 rushing yards and three touchdowns, while only allowing one sack in 26 pass attempts, in 35-27 comeback win at Denver Nov. 19...line allowed only one sack for two yards in 33 pass plays and helped block for 110 yards and two TDs in 21-14 win over Oakland Nov. 26...helped Bolts rush for 197 yards and two LT touchdowns in 24-21 win at Buffalo Dec. 3...came up big on fourth-quarter game-clinching touchdown drive which consumed season-long 8:06, covering 13 plays and 80 yards as Bolts ran on nine of 13 plays...group allowed Bolts to rush for 147 yards and four touchdowns Dec. 10 against Denver, allowing only two sacks, one of which was coverage sack, in 25 total pass plays...line key reason Bolts rushed for 265 yards, fifth-most in team history, in 20-9 win over Kansas City Dec. 17...helped Bolts rush for 168 yards, including 62-yard run by Tomlinson, and only allowed one sack in 31 pass plays

Games Played-Started: 2004 (16-16, San Diego); **2005** (15-15, San Diego); **2006** (16-16, San Diego); **Total** (47-47).

Postseason Games Played-Started: 2004 (1-1, San Diego); **2006** (1-1, San Diego); **Total** (2-2).

in rainy conditions at Seattle Dec. 24...closed out season with 169-yard rushing effort in Dec. 31 win over Arizona...anchored 148-yard effort in AFC Playoffs vs. New England. **2005:** Started Weeks 1-5 & 7-16 at right tackle...line paved way for 268 yards rushing, third-best in team history, and did not allow any sacks against New York Giants in ESPN Sunday Night Football game Sept. 25 ...line did not allow any sacks for second-consecutive week and helped Chargers rush for 183 yards at New England Oct. 2 to end Patriots' NFL-record 21-game home winning streak... line allowed only one sack against Pittsburgh on Monday Night Football Oct. 10...inactive Oct. 16 at Oakland due to sprained knee... returned to starting lineup Week 7 at Philadelphia...offensive line did not allow any sacks against Kansas City in 44 pass attempts in 28-20 win Oct. 30...did not allow any sacks in 27 pass attempts and paved way for 133 rushing yards in 31-26 win over New York Jets Nov. 6...line allowed only one sack in 33 pass attempts vs. Buffalo Week 10 and created running lanes for 202-yard rushing effort at Washington Week 11...in 26-17 win at Indianapolis Dec. 18, offensive line allowed only one sack and helped team rush for 206 yards. **2004: All-Rookie choice by Pro Football Weekly and ESPN.com... Chargers Alumni Player of Week** along with all starting offensive linemen following Week 11 win at Kansas City...started Weeks 1-16 and Wild Card Playoff game at right tackle.

COLLEGE: Two-time second-team All-Big Ten...three year starter including 2002 National Championship team that beat Miami in double overtime at Fiesta Bowl...had appendectomy during junior season...played at Ohio State from 2000-03...majored in journalism.

PERSONAL: Born in Bronx, New York...honorable mention All-America by *USA Today* and all-state as senior at Lawrence High School in Cedarhurst, N.Y.... pitched and played first base for baseball team... threw shot put for track team...attended Long Beach High School until senior year.



IGOR OLSHANSKY

Defensive End
6-6, 309
4th NFL Season
4th with Chargers

Oregon
Draft 2 - '04
St. Ignatius HS
San Francisco, Calif.

99

One of the strongest players in the National Football League, Igor Olshansky (E-gor, ol-SHAN-ski) was poised for a breakout season in 2006. Then, just one snap into the season opener at Oakland, Olshansky suffered a sprained knee and spent the remainder of the night on the sidelines. Though he returned to the field three weeks later in Baltimore, the knee hindered him throughout the year and Igor had to miss two more games later in the season after undergoing a minor surgical procedure. Despite the troublesome knee, he still finished the year with a career-high 50 tackles, and Igor was a big reason that the Chargers owned the NFL's seventh-best run defense (100.8 yards per game).

Igor has been a three-year starter since he was drafted in the second round in 2004. In each of those three years, the Bolts have ranked in the league's top seven in rushing defense. In 2004, they ranked third in the league (81.7 ypg) before vaulting to first in 2005 (84.3).

Igor is proud of his Jewish heritage. He has many tattoos, including two of the Star of David. Igor is regularly featured in Jewish news publications locally and nationally.

Igor is the first player from the former Soviet Union to be drafted by and play for an NFL team. He was born in Dnepropetrovsk, Ukraine and his family immigrated to the United States from the Ukraine when he was 7 years old, settling in San Francisco. The Olshansky family spoke virtually no English



when they arrived in the States, but the Jewish community in San Francisco embraced them and they quickly assimilated in their new home. For several years Igor attended the Chabad-run Hebrew Academy, where he developed a strong Jewish identity. Igor also stayed true to his family's Russian heritage and speaks fluent Russian.

Initially Igor played basketball in high school. His dad, Yuri, played basketball in the Russian Army and Igor followed in his footsteps. He did not play football until his junior year of high school, yet he was good enough to earn a scholarship in the Pac-10 at the University of Oregon. After an outstanding career for the Ducks, Igor left school following his junior season. He was one of the strongest rookies in the league. At the 2004 NFL Combine, Igor bench-pressed 225 pounds an amazing 41 times. At Oregon, he set a team record with a 505-pound bench press and during his on-campus pre-draft workout, Igor increased his 225-pound bench press to 43 reps.

Perhaps some of Olshansky's strength rubbed off from his grandfather, Abraham Rubashevsky, who fought for the Red Army in World War II and was wounded 11 times, leaving his left hand disabled. Due in part to the influence of his grandfather, Igor still studies military history and martial arts.

Igor is married to the former Liya Rubinshteyn. She is a native of Latvia. The couple lives in San Diego and has two Schnauzers named Nika and Caesar.



TRANSACTION HISTORY: Second-round pick (35) by San Diego, April 24, 2004...signed six-year contract, Aug. 2, 2004.

2006: Started Week 1 at Oakland but left game after first play of night with knee sprain and did not return...was inactive Week 2 with same knee injury...returned to starting lineup Weeks 3-5...tallied half-sack and tackle for loss in Oct. 8 game against Pittsburgh...teamed with Shaun Phillips to stop Najeh Davenport for one-yard loss on third-and-one play in second quarter, forcing Steelers to kick 39-yard field goal...instead of potential 14-0 lead, they only went up 10-0 and the Chargers scored touchdown on their next possession to trim lead to 10-7...following that drive, Pittsburgh only scored three points rest of night... shared three-yard sack of Ben Roethlisberger

with Luis Castillo in third quarter on drive after Bolts had scored touchdown to take 17-13 lead...helped force punt three plays later...inactive Weeks 6-7 while recovering from minor knee surgery during week leading up to Oct. 22 game at Kansas City...returned to starting lineup Weeks 8-16...collected eight-yard sack in second quarter of Chargers' Nov. 12 game at Cincinnati...collected season-high seven tackles and recovered fumble in second quarter after Shawne Merriman sack and forced fumble Dec. 3 at Buffalo...helped Bolts hold Bills to just 63 yards rushing... collected tackle for loss among seven stops Dec. 24 at Seattle, stopping Shaun Alexander for four-yard loss early in second quarter...started AFC Playoffs vs. New England and collected five tackles.

2005: Started Week 1 at right defensive end...inactive Week 2 at Denver while recovering from knee



and ankle injuries suffered in season opener against Dallas...saw action off bench Weeks 3-4...moved back into starting lineup against Pittsburgh on Monday Night Football Oct. 10 and responded with seven tackles, including one for loss...racked up career-high two sacks in 27-14 win at Oakland Oct. 16...helped hold Philadelphia to season-low 24 yards rushing Oct. 23, just one week after holding Oakland to 39 rushing yards...counted tackle for loss among three stops in 31-26 win over New York Jets Nov. 6...combined with Randall Godfrey for one-yard tackle for loss against Washington Nov. 27...helped hold Oakland to 81 rushing yards in ESPN Sunday Night Football game Dec. 4 with 24 yards coming on final play of game...shared two seven-yard sacks with Shawne Merriman in 26-17 win at Indianapolis Dec. 18...sacks came on first play of first and third drives of game, both leading to punts after three-and-outs...inactive for Dec. 31 season finale against Denver with thigh injury. **2004:** Tackle for loss among three stops versus Tennessee Oct. 3...first-career sack at Atlanta Oct.

17...career-high seven tackles, including one for loss, at Carolina Oct. 24...four tackles, including one for loss, against New Orleans Nov. 7...tallied tackle for loss at Indianapolis Dec. 26.

COLLEGE: Second-team All-Pac-10 as junior...honorable mention as sophomore...recipient of Joe Schaffeld Trophy as Ducks' top defensive lineman after sophomore and junior seasons...finished career with 146 tackles and 11.5 sacks...honorable mention academic all-conference as freshman in 2001...red-shirted in 2000...played at Oregon from 2000-03...majored in psychology.

PERSONAL: Born in Dnepropetrovsk, Ukraine...first-team all-league at St. Ignatius High School in San Francisco, California...second-team all-metro by *San Francisco Examiner* and honorable mention all-area by *San Jose Mercury News*...scored touchdown on 17-yard interception return in California-Texas All-Star Game.

Year	Team	G-S	Tack.-Asst.	Total	Sacks-Yds.	Int.-Yds.	Long	TD	Pass	Fumbles
									Def.	For.-Rec.
2004	San Diego	16-16	24-15	39	1-5	0-0	0	0	2	0-0
2005	San Diego	14-12	18-11	29	3-11	0-0	0	0	0	0-0
2006	San Diego	13-13	23-27	50	1.5-9.5	0-0	0	0	1	0-1
	Totals	43-41	65-53	118	5.5-25.5	0-0	0	0	3	0-1
	Postseason	2-2	1-5	6	0-0	0-0	0	0	0	0-0

Single-game Highs


Tackles — 7, four times, Last: at Seattle, Dec. 24, 2006
Sacks — 2, at Oakland, Oct. 16, 2005

Postseason Single-game Highs

Tackles — 5, vs. New England, Jan. 14, 2007

Additional Statistics

Tackles for Loss — **2004, 4; 2005, 3; 2006, 2.**



KASSIM OSGOOD

Wide Receiver
6-5, 220
5th NFL Season
5th with Chargers

San Diego State
Free Agent - '03
North Salinas HS
Salinas, Calif.

81

Kassim Osgood is making the most of his opportunities. Despite catching only two passes in the last two seasons, he can call himself something that few others can: an NFL Pro Bowler. That's because the fifth-year veteran out of San Diego State has fashioned himself into one of the NFL's top special teams players. Ironically, he made the Pro Bowl last season when he tied his career low with nine special teams tackles, but it was because Osgood is so good at his trade that he routinely commands double and triple-team efforts when

covering both kickoffs and punts. It's the ultimate show of respect.

Osgood's invitation to participate in the 2007 Pro Bowl was a year overdue. In the 2005 season, he was the team's leading special teams tackler, and a player thought by many to be headed to his first all-star game until a freak injury in a game against Oakland turned out to be a season-ending torn pectoral muscle. Teammate Hanik Milligan ended up leading the team in special teams tackles and was rewarded with the trip to the Pro Bowl.



All was not lost however for Osgood, who was still recognized by his teammates as the squad's Special Teams Player of the Year and shortly after the season ended, the team rewarded him with a new four-year contract that will run through 2009.

Off the field, Osgood has taken full advantage of the platform that football has afforded him. He is jokingly referred to by his teammates as "The Mayor of San Diego" for his numerous contacts in the business and nonprofit communities. Kassim oversees the Team K.O. Athletes for Education Foundation. He hosts an annual golf tournament at the Del Mar Country Club; a Battle of the Chefs event to raise money and awareness for the foundation, and several holiday parties for children and their families. Osgood also co-hosted a football clinic in Tijuana, Mexico with teammates Luis Castillo and Greg Camarillo. Earlier this year, the San Diego Police Historic Association honored Kassim with its Jose Cota Man of the Year Award for community service.

As part of his commitment to local youth through Team K.O., Osgood donates 50 tickets to each Chargers home game for San Diego City School students to sit in the Chargers Community Corner. The students are selected by a committee of teachers based on outstanding academics and citizenship.

Another passion of Osgood's is acting. For most

of his life, Osgood has been involved in acting but he really became hooked after taking a class while a student at Cal Poly-San Luis Obispo. He landed a role as an extra in the movie "We Were Soldiers" and has appeared in several television commercials. This year, Osgood earned a coveted Screen Actors Guild card, as well as one from the American Film, TV and Radio Association, after earning the required amount of screen credits. In May, he appeared in the season finale of the CBS drama, "Jericho" and made appearances on the MTV shows "Road Rules: Viewers Revenge" and "Short Circuitz." He is also scheduled to appear in the HBO series "Entourage."

Boxing and basketball are among Kassim's hobbies. He is friends with former UFC Champion, Chuck "The Iceman" Liddell, and has attended several UFC bouts. Kassim also boxes at the Reyes Gym in Chula Vista and practices Capoeira, which is a Brazilian form of martial arts. He does both to stay in shape and prepare his body for the physical toll of professional football. He also plays basketball in the Aztec Recreation Center at San Diego State.



TRANSACTION HISTORY: Signed with Chargers as undrafted rookie, May 2, 2003...signed four-year contract with Chargers, Jan. 27, 2006.

2006: Named to 2007 AFC Pro Bowl squad as special teams player...All-AFC selection by Pro Football Weekly and Professional Football Writers of America...Chargers Special Teams Player of Year...

...saw action Weeks 1-16, primarily on special teams...logged two ST tackles Week 5 at San Francisco...teamed with Antonio Cromartie to down punt at two-yard line in second quarter of Dec. 3 game at Buffalo...afterward, defense forced three-and-out and offense scored TD before end of half to take 17-0 lead to locker room...came up with big special teams play in Week 13 win over Denver...early in first quarter, raced down field on punt and caught Mike Scifres' 39-yard punt on fly at six-yard line...after Bolts' defense forced three-and-out and backed Broncos up to four, Bolts took ensuing possession and drove 44 yards for touchdown and 7-0 lead...made outstanding special teams play to down second-quarter punt at six-yard line in Dec. 17 win over Kansas City...racked up team-leading four special teams tackles, highest total of season, in AFC Divisional Playoff game vs. New England...made great play in third quarter to keep

punt from rolling into end zone, allowing David Binn to down it at two-yard line. **2005: Chargers Special Teams Player of Year...Chargers Alumni Player of**



2007 Pro Bowl

Photo: Mike Nowak

Continued next page

Week after tying Hanik Milligan for team lead with two special teams tackles in season opener vs. Dallas...logged two special teams stops at New England Oct. 2...had one catch for six yards and first down on third-and-four play in second quarter against Pittsburgh on Monday Night Football Oct. 10...racked up team-high three special teams tackles at Oakland Oct. 16...paced team with career-high four special teams tackles in 28-20 win over Kansas City Oct. 30...among stops versus Chiefs, tackled Dante Hall for three-yard loss on punt return late in fourth quarter...two stops on special teams in 48-10 win over Buffalo Nov. 20...suffered torn pectoral muscle Dec. 4 against Oakland on first-quarter kickoff...placed on "Reserve-Injured" list Dec. 7. **2004:** Led team's wide receivers with 20.5 yards per catch average...third on squad with 13 tackles on special teams...saw extensive action at Atlanta Oct. 17 after Reche Caldwell was injured and set season high with three catches...first touchdown of season on 12-yard catch and run against New Orleans Nov. 7...broke several tackles and delivered highlight-reel stiff-arm to cornerback Mike McKenzie on way to end zone...turned in two biggest plays of season in 34-31 win at Kansas City Nov. 28...on opening kickoff of second half, Osgood ran down Chiefs returner Dante Hall from behind as Hall appeared headed toward end zone and 92-yard touchdown return...Osgood's pursuit caused Hall to fumble ball while changing hands to avoid him and Jerrell Pippens recovered ball to keep score 17-14...in fourth quarter with Chargers facing second-and-22 from their own 19-yard line while trailing 31-24, Osgood caught career-long 65-yard pass from Brees...four plays later, Antonio Gates caught his second touchdown pass and Chargers tied game, 31-31...Osgood finished Chiefs' game with season-high 92 yards receiving...caught 19-yard touchdown pass late

in second quarter against Tampa Bay Dec. 19...caught eight-yard pass on third-and-five on third play of same drive to keep chains moving and enable touch-down...started for injured Keenan McCardell Weeks 14-15...started against Kansas City Jan. 2...28-yard catch in second quarter against Chiefs set up touch-down two plays later to give Chargers 10-3 lead...led team with season-high three special teams tackles against Kansas City. **2003:** Tied for third on squad with nine special teams tackles...career day at Pittsburgh Dec. 21 with 102 yards, four catches and season-long 57-yard touchdown catch...first-career 100-yard game against Steelers...first-career touch-down on 19-yard pass from Doug Flutie in fourth quarter at Denver Nov. 16...caught first-career pass, good for 18 yards on Chargers' lone touchdown drive against Baltimore Sept. 21.

COLLEGE: First-team All-Mountain West Conference in 2002...ranked second in nation with 108 catches and fourth in nation with average of 119.4 yards per game for total of 1,552 yards...he and teammate J.R. Tolver (Dallas Cowboys) combined to set NCAA records for receiving yards in season by teammates with 3,337 yards and catches with 236...Division I-AA All-America at Cal Poly-San Luis Obispo...led nation in receiving yards as sophomore while ranking second in receiving yards per game and sixth in catches per game...set NCAA I-AA record with 376 yards receiving against Northern Iowa...played at San Diego State from 2001-02 and Cal Poly from 1999-2000...earned sociology degree.

PERSONAL: Born in Boston, Massachusetts...lettered in football, basketball and track at North Salinas High School in Salinas, California.

Year	Team	G-S	Receiving			Rushing				
			No.-Yds.	Avg.	Long	TD	No.-Yds.	Avg.	Long	TD
2003	San Diego	16-2	13-278	21.4	57t	2	0-0	0.0	0	0
2004	San Diego	16-7	15-308	20.5	65	2	0-0	0.0	0	0
2005	San Diego	12-3	2-21	10.5	15	0	1-4	4.0	4	0
2006	San Diego	16-0	0-0	0.0	0	0	0-0	0.0	0	0
	Totals	60-12	30-607	20.2	65	4	1-4	4.0	4	0
	Postseason	2-0	0-0	0.0	0	0	0-0	0.0	0	0

Single-game Highs

Receptions — 4, at Pittsburgh, Dec. 21, 2003
 Receiving Yards — 102, at Pittsburgh, Dec. 21, 2003
 Receiving Long — 65, at Kansas City, Nov. 28, 2004
 Receiving TDs — 1, four times, Last: vs. Tampa Bay, Dec. 12, 2004
 Receiving Long TD — 57t, at Pittsburgh, Dec. 21, 2003

Additional Statistics

Special Teams Tackles — **2003, 9; 2004, 13; 2005, 19; 2006, 9; Total, 50.**
 Special Teams Forced Fumbles — **2005, 1.**

Additional Postseason Statistics

Special Teams Tackles — **2006, 4.**

100-Yard Receiving Games (1)

Date	Team	W-L	No.-Yds.	Avg.	Long	TD
Dec. 21, 2003	at Pittsburgh	L	4-102	25.5	57t	1



ERIC PARKER

Wide Receiver
6-0, 180
6th NFL Season
6th with Chargers

Tennessee
Free Agent - '02
Joliet Township HS
Shorewood, Ill.

88

Eric Parker is one of the Chargers' most consistent and hardest-working players. Since moving into the starting lineup three seasons ago, he has recorded at least 47 catches and 650 yards receiving each year. Eric's consistently high level of play is the reason that the Chargers signed him to a contract in 2006 that will keep him with the team through 2010. In his first season after signing the contract, Parker was the team's second-leading receiver with 659 yards on 48 catches. The lone troubling statistic on his line was touchdowns, as for the first time in his career the former Tennessee Volunteer was kept out of the end zone. It's a fortune he hopes to quickly reverse in 2007.

Despite the lack of touchdowns, Parker helped the Chargers win a franchise-record 14 games and capture its second AFC West title in the last three seasons by making clutch catches when his team needed them most. Nearly 73 percent of his catches (35 of 48) resulted in first downs and more than a third (19 of 48) came on third down plays. For his career, 129 of his 187 career catches (69 percent) have resulted in first downs. It's the 30th highest percentage in the NFL among all players from the 2002-06 seasons.

Few players have had to work as hard as Parker to overcome obstacles during their career. Coming out of college, he was labeled as injury-prone and he was passed over in the NFL Draft. Eric was invited to join the Houston Texans as a free agent, but after going through a mini camp with the Texans,

he didn't see much of a future for himself in the NFL. So with a young son to feed, Eric decided to leave football and go in search of a new career with a steady income.

He returned to Knoxville, Tenn. to work part-time as a fitness trainer. While he was doing that and searching for a full-time sales job, the Chargers called and invited him to their 2002 training camp, just two days before it was set to open. Coincidentally, the day he accepted the Chargers' offer, three job offers in sales came up.

Eric comes from an athletic family. His father, Sam, was a national champion Greco-Roman wrestler and his brother, Sam, was an NCAA champion wrestler at Southern Illinois. Eric competed in wrestling through high school. He also played baseball, lining up in center field and at shortstop. When Parker was 15, his baseball team won the 1993 Pony League World Series in Washington, Pa., defeating a squad from Puerto Rico.

Last April, Eric climbed into the cockpit of an F-16 Fighting Falcon with the U.S. Air Force Thunderbirds Demonstration Squadron. He enjoyed an hour-long flight over the Eastern California and Southern Nevada deserts with Thunderbird No. 8, Major Tad Clark. The pair pulled a handful of maneuvers including a turn at more than 7 g's, which is more than seven times the force of gravity.



In 2006, Eric climbed into the cockpit of an F-16 Fighting Falcon with U.S. Air Force Thunderbird No. 8, Captain Tad Clark. He flew with Capt. Clark before the Thunderbirds annual air show at March Air Force Base in Riverside, California.

Photo: Justin D. Pyle, TSgt - USAF Air Demonstration Squadron "Thunderbirds"

Continued next page



TRANSACTION HISTORY: Signed with Houston as undrafted rookie, April 25, 2002 ...waived by Texans July 13, 2002...signed with Chargers, July 23, 2002...waived by Chargers Sept. 1, 2002...signed to practice squad Sept. 3, 2002...signed to active roster, Sept. 26, 2002...waived Oct. 12, 2002...re-signed by Chargers, Oct. 15, 2002...re-signed with Chargers, May 19, 2004...re-signed with Chargers, July 28, 2004...signed five-year contract with Chargers, April 6, 2006.

2006: Set up touchdown that gave Chargers 20-0 lead in fourth quarter of season opener at Oakland with 38-yard catch on third-and-seven play...was Chargers longest pass play of night and Bolts scored TD two plays later...came up with big 25-yard catch on third-and-nine play late in first quarter against Tennessee Week 2 to sustain drive that ended in touchdown by LT and 10-0 lead for Bolts...was lone catch of Titans game...**Chargers Alumni Player of Week** after recording game-high 86 yards on five catches against Pittsburgh in Sunday Night game Oct. 8...all five catches resulted in first downs, including three on third-down plays...during Bolts third-quarter touchdown drive in which they took lead in game for good, Parker had 16-yard catch and 25-yard catch on successive third-and-seven plays...led team in receiving for second-consecutive week with 88 yards on seven catches at S.F. Oct. 15...five of his seven catches netted first downs, including two on third-down plays during touchdown drives...sparked Bolts' second-half comeback Week 6 at Kansas City with career-long 50-yard punt return early in third quarter that led to touchdown six plays later that trimmed 20-6 deficit to 20-13...helped Bolts get off to fast start against St. Louis Oct. 29 with 16-yard catch on third-and-12 play during game-opening touchdown drive...later on second play of fourth quarter, caught 22-yard pass on third-and-four play to helped set up touchdown that gave Bolts' 31-10 lead over Rams...left Nov. 12 game at Cincinnati in second quarter with neck strain...made lone catch for 14 yards during team's first touchdown drive of game...helped set up Chargers' first touchdown of game with 10-yard catch on third-and-two play in first quarter at Denver Nov. 19...on first play after catch, LT scored TD on three-yard run for 7-0 lead and capped 99-yard drive, Bolts' longest since 2001...caught four-yard pass on third-and-three play during Chargers' game-winning drive against Oakland Nov. 26...two plays after catch, Bolts scored to claim 21-14 lead...had only one catch vs. Denver Dec. 10, but his 34-yard grab in second quarter set up one-yard touchdown run by LT that gave Bolts 21-3 lead...left Dec. 17 K.C. game in first half with neck injury and did not return...inactive for Seattle game Dec. 24 due to neck injury...returned for Arizona game Dec. 31 and led team with five catches for 62 yards...helped set up Chargers first TD of game in second quarter with 19-yard catch on second-and-24 play followed by six-yard catch on third-and-five

play...on next series had another 19-yard catch during touchdown drive that gave Bolts 17-7 advantage. **2005: Selected to USA Today's All-Joe Team**...second-leading receiver in season opener against Dallas with five catches and 75 yards...team-long 33-yard catch in fourth quarter...made heads-up play to catch pass which he tipped in air on third-and-three play at Giants' eight-yard line to sustain drive on opening series of game on ESPN Sunday Night Football against New York Giants Sept. 25...two plays later, LaDainian Tomlinson scored from one yard out for 7-3 lead...30-yard run on reverse on first play of third quarter against Giants led to Tomlinson to Keenan McCardell touchdown pass three plays later that gave Bolts 28-20 lead...had 11- and 19-yard catches during second quarter touchdown drive in 41-17 win at New England Oct. 2...drew key 44-yard pass interference penalty on another second-quarter scoring drive that gave San Diego ball at New England 16-yard line and Chargers scored touchdown two plays later...had key eight-yard catch on third-and-five play during third-quarter touchdown drive that gave Bolts 24-17 lead...led Bolts with 72 receiving yards on five catches against Pittsburgh on Monday Night Football Oct. 10...also drew two personal foul penalties against Steelers following catches...had game-long 23 yard catch plus 15 yards for penalty to set up Antonio Gates second-quarter touchdown that cut Steelers lead to 14-7...12-yard catch plus 15-yard penalty helped set up third-quarter Nate Kaeding field goal...18-yard catch on third-down-and-seven play later in quarter helped set up another Kaeding field goal...exited Oakland game Oct. 16 early due to sprained ankle... caught 17-yard touchdown pass from Tomlinson on halfback option play in 28-20 win over Kansas City Oct. 30...helped spark second-quarter touchdown drive during which Bolts took 21-3 lead over Chiefs with 20- and 21-yard catches on first two plays of drive...did not play against New York Jets Nov. 6 due to ankle injury...23-yard touchdown catch against Buffalo Nov. 20 gave Chargers 21-3 lead in second quarter... **Chargers Alumni Player of Week** after leading team with seven catches and 98 yards in 23-17 overtime win at Washington Nov. 27...five of seven catches resulted in first downs...in second quarter, had 13-yard rush on reverse to set up Tomlinson touchdown run on following play...started Tomlinson touchdown drive with 15-yard punt return after assuming punt return duties from Darren Sproles for Redskins game...also had 14-yard catch during drive...then late in third quarter on field-goal drive that would get Bolts to within 17-10, had 18-yard catch on third-and-12 followed by 16-yard catch on third-and-14 to keep drive alive...on game-tying drive in fourth quarter, started drive with 22-yard catch on first play...on ESPN Sunday Night Football against Oakland Dec. 4, bailed out scrambling Drew Brees by getting open and catching one-yard touchdown pass for 24-10 lead in third quarter...ignited touchdown drive with 14-yard punt return during lone return of evening...all three catches vs. Raiders resulted in first

downs...injured foot in first quarter after making season-long 49-yard catch at Indianapolis Dec. 18 and did not return to game...that catch helped set up field goal that gave Bolts 10-0 lead...on previous drive, caught six-yard pass on fourth-and-three play, setting table for 29-yard touchdown pass to Keenan McCardell and 7-0 lead on following play...finished Kansas City game Dec. 24 with four catches, raising season total to 49, setting new career high...led team with eight catches and 87 yards in season finale against Denver...during Bolts lone touchdown drive in second quarter, caught 22-yard pass on second-and-20 after team had been called for holding to help sustain drive. **2004: Named to USA Today's All-Joe Team**...second on team with 690 yards receiving and four touchdown catches ...third on squad with 47 catches...all were career highs...team leader with 27 punt returns for 237 yards...game-winning 19-yard touchdown catch with 8:34 remaining in fourth quarter of season opener at Houston Sept. 12...left Tennessee game Oct. 3 early with neck strain...did not play versus Jacksonville Oct. 10 to rest neck...**Chargers Alumni Player of Week** after catching 17-yard touchdown pass following Drayton Florence interception late in second quarter at Atlanta Oct. 17...tied for team high with six catches against Falcons...led squad with six catches and 91 yards against Oakland Oct. 31...24-yard punt return in first quarter against Raiders set up game's opening touchdown by Justin Peelle on 19-yard pass from Brees...later added season-long with 32-yard punt return against Raiders to set up LaDainian Tomlinson one-yard touchdown run in second quarter...22-yard catch in second quarter led to 23-yard touchdown pass to Tim Dwight two plays later...55-yard catch and career-long 38-yard rush on reverse at Kansas City Nov. 28...55-yard catch set up Chargers first touchdown of game while 38-yard run helped set up third-quarter field goal by Nate Kaeding...finished Chiefs game with career-high 58 yards rushing...caught 30-yard pass on first play of game following Drayton Florence interception against Denver Dec. 5...catch set up Tomlinson touchdown three plays later and Bolts 7-0 lead over Broncos...fumbled ball after catch later in quarter that Denver converted into touchdown on ensuing possession to tie game 7-7...made up for fumble late in second quarter with 19-yard punt return to Broncos' 21-yard

line to set up touchdown to give lead back to Bolts at 14-7...career-long 79-yard touchdown catch against Tampa Bay Dec. 12...tied for 13th-longest catch in team history...finished Bucs game with career-high 118 yards on six catches for first-career 100-yard game...logged 103 yards, including 19-yard touchdown catch, at Indianapolis Dec. 26...caught three passes for 40 yards during touchdown drive...season-high seven catches against Colts...had game-long catch of 23 yards on first play of third-quarter touchdown drive and had 15 yards added on to play by facemask penalty...led team with 93 yards in Wild Card Playoff Game against New York Jets Jan. 8...tied for team high with nine catches, which tied for first-most catches in playoff game in team history. **2003:** Team's fourth-leading receiver...three touchdown catches were third-most on team...20-yard touchdown catch in season opener at Kansas City Sept. 7...23-yard touchdown catch against Denver Sept. 14...team-high 59 yards receiving and tied for team high with five catches against Broncos... logged first three career rushes for 21 yards at Oakland Sept. 28...season-long 33-yard touchdown catch at Jacksonville Oct. 5...season-long 49-yard punt return at Cleveland Oct. 19...averaged season-high 20.3 yards per return against Browns...placed on "Reserve-Injured" list Nov. 5 after injuring shoulder at Chicago Nov. 2. **2002:** Spent Weeks 1-3 on practice squad...inactive Weeks 4-5 and 8...did not play Week 9...caught 18-yard pass in overtime to help set up game-winning field goal versus San Francisco Nov. 17 for first-career reception...started first-career game and set career highs with seven catches and 96 receiving yards to lead team against Oakland Dec. 8 ...season-long 31-yard touchdown catch against Seattle Dec. 29 was first-career touchdown catch.

COLLEGE: Caught 64 passes for 829 yards and three touchdowns during collegiate career at Tennessee... also returned 107 punts for 930 yards (8.7 avg.) and one touchdown for Volunteers...played at Tennessee from 1997-2001...graduated with degree in sociology.

PERSONAL: Born in Chicago, Illinois...prepped at Joliet Township High School in Shorewood, Illinois... married, Nadia...couple has sons, Eric and Adren.

Year	Team	G-S	Receiving			Rushing		
			No.-Yds.	Avg.	Long TD	No.-Yds.	Avg.	Long TD
2002	San Diego	9-2	17-268	15.8	31t 1	0-0	0.0	0 0
2003	San Diego	8-4	18-244	13.6	33t 3	3-21	7.0	13 0
2004	San Diego	15-13	47-690	14.7	79t 4	4-53	13.3	38 0
2005	San Diego	15-9	57-725	12.7	49 3	4-55	13.8	30 0
2006	San Diego	15-12	48-659	13.7	38 0	2-19	9.5	18 0
	Totals	62-40	187-2,586	13.8	79t 11	13-148	11.4	38 0
	Postseason	2-2	11-135	12.3	21 0	2(-7)	-3.5	0 0

Continued next page





Year	Kickoff Returns					Punt Returns				
	No.-Yds.	Avg.	Long	TD	No.-Yds.	FC	Avg.	Long	TD	
2003	0-0	0.0	0	0	23-207	2	9.0	49	0	
2004	0-0	0.0	0	0	27-237	10	8.8	32	0	
2005	1-16	16.0	16	0	18-106	9	5.9	15	0	
2006	2-19	9.5	12	0	37-331	15	8.9	50	0	
Totals	3-35	11.7	16	0	105-881	36	8.4	50	0	
Postseason	0-0	0.0	0	0	7-45	4	6.4	14	0	

Single-game Highs

- Receptions — 8, vs. Denver, Dec. 31, 2005
- Receiving Yards — 118, vs. Tampa Bay, Dec. 12, 2004
- Receiving Long — 79t, vs. Tampa Bay, Dec. 12, 2004
- Receiving TDs — 1, 11 times, Last: vs. Oakland, Dec. 4, 2005
- Receiving Long TD — 79t, vs. Tampa Bay, Dec. 12, 2004
- Rushing Attempts — 3, at Oakland, Sept. 28, 2003
- Rushing Yards — 58, at Kansas City, Nov. 28, 2004
- Rushing Long — 38, at Kansas City, Nov. 28, 2004
- Punt Returns — 5, four times, Last: at Oakland, Sept. 11, 2006
- Punt Return Yards — 62, vs. Oakland, Oct. 31, 2004
- Punt Return Long — 50, at Kansas City, Oct. 22, 2006
- Fair Catches — 4, at Washington, Nov. 27, 2005

Postseason Single-game Highs

- Receptions — 9, vs. New York Jets, Jan. 8, 2005
- Receiving Yards — 93, vs. New York Jets, Jan. 8, 2005
- Receiving Long — 21, vs. New England Patriots, Jan. 14, 2007

Additional Statistics

Special Teams Fumble Recoveries — 2005, 1.

100-Yard Receiving Games (2)

Date	Team	W-L	No.-Yds.	Avg.	Long	TD
12/12/04	Tampa Bay*	W	6-118	19.7	79t	1
12/26/04	at Indianapolis*	L	7-103	14.7	23	1

Receptions by Opponent (incl. playoffs)

Opponent	No.	Yards	Avg.	Long	TD
Arizona (1)	5	62	12.4	19	0
Atlanta (1)	6	76	12.7	17t	1
Baltimore (2)	8	77	9.6	13	0
Buffalo (3)	7	98	14.0	23t	1
Carolina (1)	4	47	11.8	18	0
Chicago (1)	0	0	0.0	0	0
Cincinnati (1)	1	14	14.0	14	0
Cleveland (3)	9	105	11.7	26	0
Dallas (1)	5	75	15.0	33	0
Denver (8)	28	354	12.6	34	1
Houston (1)	2	25	12.5	19t	1
Indianapolis (2)	10	166	16.6	49	1
Jacksonville (1)	2	44	22.0	33t	1
Kansas City (8)	19	320	16.8	55	2
Miami (3)	6	63	10.5	23	0
New England (2)	6	93	15.5	21	0
New Orleans (1)	3	36	12.0	22	0
New York Giants (1)	2	12	6.0	9	0
New York Jets (2)	11	112	10.2	16	0
Oakland (9)	25	323	12.9	38	1
Philadelphia (1)	0	0	0.0	0	0
Pittsburgh (2)	10	158	15.8	25	0
St. Louis (2)	4	56	14.0	22	0
San Francisco (2)	8	106	13.3	27	0
Seattle (1)	3	58	19.3	31t	1
Tampa Bay (1)	6	118	19.7	79t	1
Tennessee (2)	1	25	25.0	25	0
Washington (1)	7	98	14.0	22	0
Total (64)	198	2,721	13.7	79t	11

Total number of games against each opponent in parenthesis.



2006 Game-By-Game

Date	Opponent	Receiving					Punt Returns					
		No.	Yards	Avg.	Long	TD	No.	Yards	FC	Avg.	Long	TD
09/11	at Oakland*	1	38	38.0	38	0	5	34	1	6.8	14	0
09/17	Tennessee*	1	25	25.0	25	0	3	34	2	11.3	25	0
10/01	at Baltimore*	4	37	9.3	11	0	4	49	2	12.3	25	0
10/08	Pittsburgh*	5	86	17.2	25	0	2	5	0	2.5	7	0
10/15	at San Francisco*	7	88	12.6	27	0	3	17	0	5.7	9	0
10/22	at Kansas City*	2	39	19.5	21	0	2	52	2	26.0	50	0
10/29	St. Louis	4	56	14.0	22	0	2	18	2	9.0	10	0
11/05	Cleveland*	5	65	13.0	26	0	2	19	1	9.5	16	0
11/12	at Cincinnati*	1	14	14.0	14	0	0	0	0	0.0	0	0
11/19	at Denver*	4	42	10.5	15	0	2	25	1	12.5	18	0
11/26	Oakland	4	28	7.0	10	0	4	29	1	7.3	11	0
12/03	at Buffalo*	3	29	9.7	11	0	3	25	1	8.3	25	0
12/10	Denver*	1	34	34.0	34	0	2	5	1	2.5	3	0
12/17	Kansas City*	1	16	16.0	16	0	3	19	1	6.3	8	0
12/24	at Seattle	Inactive										
12/31	Arizona	5	62	12.4	19	0	0	0	0	0.0	0	0
	TOTALS	48	659	13.7	38	0	37	331	15	8.9	50	0
01/14	New England*+	2	42	21.0	21	0	5	34	2	6.8	13	0

2005 Game-By-Game

Date	Opponent	Receiving					Punt Returns					
		No.	Yards	Avg.	Long	TD	No.	Yards	FC	Avg.	Long	TD
09/11	Dallas*	5	75	15.0	33	0	0	0	0	0.0	0	0
09/18	at Denver	3	30	10.0	19	0	0	0	0	0.0	0	0
09/25	at New York Giants*	2	12	6.0	9	0	0	0	0	0.0	0	0
10/02	at New England	4	51	12.8	19	0	0	0	0	0.0	0	0
10/10	Pittsburgh	5	72	14.4	23	0	0	0	0	0.0	0	0
10/16	at Oakland*	1	13	13.0	13	0	2	-2	0	-1.0	3	0
10/23	at Philadelphia	0	0	0.0	0	0	2	6	0	3.0	5	0
10/30	Kansas City*	4	63	15.8	21	1	0	0	0	0.0	0	0
11/06	at New York Jets	Did Not Play										
11/20	Buffalo*	4	69	17.3	23t	1	0	0	0	0.0	0	0
11/27	at Washington*	7	98	14.0	22	0	5	32	4	6.4	15	0
12/04	Oakland	3	22	7.3	13	1	1	14	2	14.0	14	0
12/11	Miami*	4	37	9.3	16	0	0	0	0	0.0	0	0
12/18	at Indianapolis*	3	63	21.0	49	0	1	11	1	11.0	11	0
12/24	at Kansas City*	4	33	8.3	15	0	2	3	1	1.5	3	0
12/31	Denver	8	87	10.9	2	0	5	42	1	8.4	13	0
	Totals	57	725	12.7	49	3	18	106	9	5.9	15	0

2004 Game-By-Game

Date	Opponent	Receiving					Punt Returns					
		No.	Yards	Avg.	Long	TD	No.	Yards	FC	Avg.	Long	TD
09/12	at Houston*	2	25	12.5	19t	1	1	13	0	13.0	13	0
09/19	New York Jets*	2	19	9.5	12	0	4	30	0	7.5	19	0
09/26	at Denver	1	17	17.0	17	0	3	36	0	12.0	13	0
10/03	Tennessee*	0	0	0.0	0	0	2	4	1	2.0	4	0
10/10	Jacksonville	Did Not Play										
10/17	at Atlanta*	6	76	12.7	17t	1	0	0	2	0.0	0	0
10/24	at Carolina*	4	47	11.8	18	0	3	18	0	6.0	10	0
10/31	Oakland*	6	91	15.2	22	0	4	62	0	15.5	32	0
11/07	New Orleans*	3	36	12.0	22	0	2	6	0	3.0	6	0
11/21	at Oakland*	2	25	12.5	17	0	1	15	0	15.0	15	0
11/28	at Kansas City*	3	78	26.0	55	0	1	-1	1	-1.0	-1	0
12/05	Denver*	3	37	12.3	30	0	1	19	3	19.0	19	0
12/12	Tampa Bay*	6	118	19.7	79t	1	2	10	1	5.0	10	0
12/19	at Cleveland*	2	18	9.0	9	0	0	0	1	0.0	0	0
12/26	at Indianapolis*	7	103	14.7	23	1	2	26	0	13.0	17	0
01/02	Kansas City	0	0	0.0	0	0	1	-1	1	-1.0	-1	0
	Season Totals	47	690	14.7	79t	4	27	237	10	8.8	32	0
01/08	New York Jets*+	9	93	10.3	16	0	2	11	2	5.5	14	0
	Playoff Totals	9	63	10.3	16	0	2	11	2	5.5	14	0

Continued next page



2003 Game-By-Game

Date	Opponent	Receiving					Punt Returns					
		No.	Yards	Avg.	Long	TD	No.	Yards	FC	Avg.	Long	TD
09/07	at Kansas City	2	43	21.5	23	1	4	46	0	11.5	16	0
09/14	Denver*	5	59	11.8	23	1	3	44	0	14.7	28	0
09/21	Baltimore	4	40	10.0	13	0	5	31	0	6.2	22	0
09/28	at Oakland*	1	10	10.0	10	0	2	5	0	2.5	5	0
10/05	at Jacksonville	2	44	22.0	33t	1	2	11	0	5.5	7	0
10/19	at Cleveland	2	22	11.0	16	0	3	61	1	20.3	49	0
10/27	Miami*	2	26	13.0	23	0	2	4	1	2.0	3	0
11/02	at Chicago*	0	0	0.0	0	0	2	5	0	2.5	6	0
11/09	Minnesota											
11/16	at Denver											
11/23	Cincinnati											
11/30	Kansas City											
12/07	at Detroit											
12/14	Green Bay											
12/21	at Pittsburgh											
12/28	Oakland											
	Totals	18	244	13.6	33t	3	23	207	2	9.0	49	0

2002 Game-By-Game

Date	Opponent	Receiving					Punt Returns					
		No.	Yards	Avg.	Long	TD	No.	Yards	FC	Avg.	Long	TD
09/08	at Cincinnati						0	0	0	0.0	0	0
09/15	Houston						0	0	0	0.0	0	0
09/22	at Arizona						0	0	0	0.0	0	0
09/29	New England						0	0	0	0.0	0	0
10/06	at Denver						0	0	0	0.0	0	0
10/13	Kansas City						0	0	0	0.0	0	0
10/20	at Oakland	0	0	0.0	0	0	0	0	0	0.0	0	0
11/03	New York Jets						0	0	0	0.0	0	0
11/10	at St. Louis	0	0	0.0	0	0	0	0	0	0.0	0	0
11/17	San Francisco	1	18	18.0	18	0	0	0	0	0.0	0	0
11/24	at Miami	0	0	0.0	0	0	0	0	0	0.0	0	0
12/01	Denver	3	48	16.0	30	0	0	0	0	0.0	0	0
12/08	Oakland*	7	96	13.7	28	0	0	0	0	0.0	0	0
12/15	at Buffalo	0	0	0.0	0	0	0	0	0	0.0	0	0
12/22	at Kansas City	3	48	16.0	21	0	0	0	0	0.0	0	0
12/29	Seattle*	3	58	19.3	31t	1	0	0	0	0.0	0	0
	Totals	17	268	15.8	31t	1	0	0	0	0.0	0	0

* Denotes starter
+ Denotes postseason game



SHAUN PHILLIPS

Linebacker
6-3, 262
4th NFL Season
4th with Chargers

Purdue
Draft 4 - '04
Willingboro HS
Willingboro, N.J.

95

Shaun "The Other Guy" Phillips exploded onto the NFL scene in 2006. Thrust into the starting lineup after Steve Foley was lost for the season, Phillips excelled in his new starting role and racked up a career-high 11.5 sacks, earning himself a nod as a second-alternate to the AFC Pro Bowl squad. Phillips made big plays throughout the season, including a game-changing sack and forced fumble in Cincinnati that helped the Chargers erase a 21-point deficit and take their first lead of the day in a game they would go on to win, 49-41. He did it again a week later in Denver, racking up a sack and forced fumble against Jake Plummer late in the game that allowed the clock

to run out and the Bolts to escape the Mile High City with only their second win since 1994. The Chargers rewarded Phillips for his outstanding play with a new six-year contract in February that will run through 2012.

Thought by some to be undersized for a pass-rushing outside linebacker in the NFL, Phillips quickly silenced the doubters as he posted two sacks in the Bolts' nationally-televised 2006 season opener in Oakland. He ended the season by recording at least one sack in nine different games, including three in which he had more than 1.5. One of the league's more athletic linebackers, Shaun's ability to harass

the quarterback with his pressure and pass deflections led to pivotal interceptions in an Oct. 8 Sunday Night Football game against Pittsburgh, a week later against San Francisco and again in a key late-November contest against the Raiders.

Phillips, who admittedly plays in the shadow of fellow OLB Shawne "Lights Out" Merriman, playfully adopted the moniker of "The Other Guy" after he was referred to as such in a television interview about Merriman. The name has stuck and Phillips even had T-shirts printed bearing his new nickname.

Phillips and Merriman proved to be quite a potent combo as they became the first pair of Bolts to record at least 11 sacks in the same season since Leslie O'Neal and Chris Mims did it in 1994. The Chargers and Baltimore Ravens were the only teams in the league to feature two players that recorded at least 11 sacks. Phillips and Merriman led the Chargers to 61 sacks last season, one shy of the team record and, among all NFL linebackers, Merriman and Phillips ranked 1-2 in the NFL in sacks.

Shaun enjoys bowling, basketball, movies and traveling. He has a unique celebration following each of his sacks, rolling an imaginary bowling ball toward a set of pins. He does so as a tribute to his grandmother, Jackie, who used to be a professional bowler. As far as travels, his favorite cities to visit are New York, Miami and Las Vegas. Shaun also spends as much time as he can at home with his son, Jaylen.

He understands the importance of spending time with Jaylen after having grown up in a single-parent home and being raised by his mother, Sherri. Shaun resides in San Diego with teammate Luis Castillo.

Phillips earned a degree in management from Purdue. He is the first member of his family to graduate from college. In April, he enrolled in the NFL's Business Management and Entrepreneurial Program at the Kellogg School of Management at Northwestern University in Evanston, Illinois. The four-day program focused on developing and selling a brand and evaluating franchise opportunities. He attended the program with Castillo, who is a Northwestern grad.

Shaun is one among many Chargers who are active in the community. Last December, he and teammate Quentin Jammer hosted a group of homeless students from the San Pasqual Academy to a Christmas Dinner at Peohe's Restaurant in Coronado. The Academy is a first-of-its-kind residential education campus designed specifically for foster teens. And this June, Shaun returned to his hometown of Willingboro, New Jersey to co-host a youth football camp with fellow NFL stars and Willingboro natives Wali Lundy of the Houston Texans and Kareem McKenzie of the New York Giants.



TRANSACTION HISTORY: Fourth-round draft pick (98) by Chargers, April 25, 2004... signed three-year contract, July 22, 2004...re-signed to six-year contract with Chargers, Feb. 20, 2007.

2006: Second-alternate for AFC Pro Bowl squad... selected to USA Today's All-Joe Team... started Weeks 1-6, inactive Weeks 7-8 with calf injury and back in starting 11 Weeks 9-16 and AFC Playoff game...delivered in big way with 2.0 sacks, five tackles and pair of passes defended in Sept. 11 season opener at Oakland...teamed with Luis Castillo to sack Aaron Brooks for three-yard loss on third-and-nine play in second quarter...on ensuing drive, Bolts kicked field goal for 13-0 lead...later in second quarter, teamed with Donnie Edwards for seven-yard sack of Brooks...in fourth quarter, sacked Andrew Walter for five-yard loss on third-and-15 play to force Raiders punt...had solid all-around game Week 3 at Baltimore with seven stops, three-yard sack, forced fumble and fumble recovery...collected five-yard sack and forced fumble against Steve McNair on second-and-13 play in second quarter...ball was recovered by Ravens' Jonathan Ogden and only netted three-yard sack for Phillips...in fourth quarter recovered fumble after Donnie Edwards was stripped while returning interception...had perhaps biggest game of his life on NBC's Sunday Night Football against Pittsburgh Oct. 8, finishing game with sack, three tackles for loss and

quarterback pressure which led to interception that helped seal victory...had three-yard tackle for loss and sack for no yards on second and third down during opening series of game to force punt...biggest stop may have been when he and Igor Olshansky teamed to stop Najeh Davenport for one-yard loss on a third-and-one play in second quarter...it was his second tackle for loss on that drive and forced Steelers to kick 39-yard field goal after they had begun to move ball at will and appeared headed toward end zone for 14-0 lead...instead, they only went up 10-0 and Chargers scored touchdown on their next possession to trim lead to 10-7...following that drive, Steelers only scored three points rest of night...in fourth quarter with Chargers up 20-13, pressured Ben Roethlisberger into throwing errant pass which was intercepted by Marlon McCree...Bolts offense drove and kicked field goal with 1:05 left in fourth quarter to take 10 point lead and seal victory...recorded fifth and sixth sacks of season Oct. 15 at San Francisco...first sack of game came on third-and-four play with the Bolts up 21-10 in second quarter, sacking Alex Smith for eight-yard loss while forcing fumble at same time...Niners recovered and punted, but San Diego tackled on touchdown on next drive to take 28-10 lead...later in quarter on first play after safety had enabled S.F. to get back within nine points, Phillips tipped Smith pass at line of scrimmage that was then intercepted by Luis Castillo...nine plays later, Bolts

Continued next page

tacked on their fifth touchdown of half to go up 35-19...Phillips closed out his day with five-yard sack during San Francisco's final offensive possession of game...left Kansas City game Oct. 22 with calf injury in second quarter and did not return...inactive Weeks 7-8 due to calf injury...turned in outstanding individual defensive effort against Cincinnati in Chargers' 49-41 win Nov. 12...in first game back after sitting out last two with calf injury, made biggest play of game early in fourth quarter when he sacked Carson Palmer and at same time stole ball from him for turnover on Bengals' first play after Chargers had scored touchdown to get within 38-35...on very next play after turnover, LT scored touchdown on nine-yard run and Bolts took lead for first time, 42-38, helping erase 21-point first-half deficit...also finished game with two tackles for loss, tied with Carlos Polk for team high...in second quarter, his three-yard tackle for loss against Rudi Johnson turned second-and-four into third-and-seven...after incomplete pass, Bengals attempted and missed 51-yard field goal try while leading 21-0...Chargers then scored their first touchdown of game on ensuing possession to cut Cincinnati's lead to 21-7...in middle of fourth quarter, Phillips and Marques Harris teamed to stop Chris Perry for another three-yard loss on shovel pass on third-and-six play...it ended Cincinnati drive and forced another field goal that prevented Bengals from re-taking lead late in game, holding score at 42-41...Bolts then drove and scored on their next possession to help seal victory...came up with game-clinching sack in Chargers' 35-27 win at Denver Nov. 19...after Chargers scored to go up 35-27, Broncos got ball back with 1:14 to play...aided by couple of passes and two penalties, Broncos moved to Chargers' 32-yard line with 24 seconds left, but on first-and-five play, Phillips put victory on ice when he sacked Jake Plummer for 14-yard loss and stripped ball from Denver QB...Broncos recovered fumble but as they scrambled to line of scrimmage, time ran out on clock...racked up 1.5 sacks to take over team lead with 9.5 in 21-14 win over Oakland Nov. 26...tallied 3.5 total sacks in two games against Raiders...sacked Aaron Brooks for five-yard loss late in second quarter...then had hand, literally, in one of biggest plays of game...with Oakland up 14-7 and driving early in fourth quarter, he and Ryon Bingham combined to sack Brooks for five-yard loss...then two plays later, with Raiders facing third-and-15 at San Diego's 25-yard line, tipped pass at line of scrimmage that was intercepted by Quentin Jammer and returned 35 yards to Raiders' 48...eight plays later, LT threw 19-yard TD pass to Antonio Gates and Bolts tied game at 14-14...tallied sack and tackle for loss among six-stop effort at Buffalo Dec. 3...combined with Jamal Williams to stop Willis McGahee for two-yard loss on second play of game and collected two-yard sack midway through second quarter...collected six-yard sack and pair of passes defended in Dec. 17 win over K.C....sacked Trent Green for six-yard loss on first-

down play in second quarter and then broke up pass on second down to help force punt...**Chargers Alumni Player of Week** after Dec. 31 regular-season finale vs. Arizona...sacked Tom Brady for seven-yard loss and forced fumble on third-and-13 play in third quarter of divisional playoff game against New England, however Patriots recovered ball to retain possession. **2005:** Ranked second on squad with seven sacks and tied for third with 15 tackles on special teams...recorded 10-yard sack on third-down play against Cowboys...unfortunately Chargers were flagged for roughing passer on play and Dallas drive continued and ended with touchdown...inactive Week 3 due to calf strain...returned to action and had career-high three special teams tackles and forced fumble at New England Oct. 2... in fourth quarter of 31-17 game, pressured Tom Brady on key third-down play to force punt situation...Chargers scored field goal on ensuing possession to increase their lead to 34-17...tallied sack against Pittsburgh in Monday Night Football game Oct. 10...six-yard sack on third-down play at end of third quarter forced punt in game Steelers led 14-13...on ensuing drive, Bolts kicked field goal to take 16-14 lead for first lead of game... started for injured Steve Foley and credited with tackle for loss among two stops and fumble recovery against Kansas City Oct. 30...recovered fumble after Shawne Merriman sack and forced fumble in third quarter of Chiefs' game...**Chargers Alumni Player of Week** after returning to hometown and responding with huge effort against New York Jets in 31-26 win Nov. 6...tallied two sacks and five tackles, including one for loss, against New York...tallied first sack for eight-yard loss on third down play in third quarter...on ensuing drive, Bolts scored touchdown to take 28-13 lead...added second sack for another eight yards early in fourth quarter...also had special teams tackle...outstanding all-around effort in Buffalo game Nov. 20 with sack, tackle for loss and forced fumble...four-yard tackle for loss on third-and-six play forced Bills punt...on ensuing drive Bolts scored touchdown for 21-3 lead...added six-yard sack and forced fumble in fourth quarter...sack for no yards on third-down play late in fourth quarter of 17-17 game at Washington Nov. 27 resulted in punt on following play...sack occurred on series following Chargers' game-tying touchdown and Bolts went on to win 23-17 in overtime...tied Hanik Milligan for team lead with three special teams tackles at Indianapolis Dec. 18...paced squad with three special teams tackles at Kansas City Dec. 24...ended first-quarter series in Dec. 31 season finale with 11-yard sack and forced fumble on third down play against Jake Plummer...Broncos recovered fumble but were forced to punt on following play. **2004:** Tied for second on squad with four sacks...was second-most sacks among rookie linebackers...had key fourth-quarter sack on third-down play in season opener at Houston...12-yard sack on third-down play against Tennessee halted 11-play drive that had advanced as far as Chargers'



43-yard line...Bolts kicked field goal on ensuing drive to take 24-7 lead over Titans...finished Tennessee game with season-high two tackles on special teams...racked up eight-yard sack and season-high four tackles at Carolina Oct. 24...recovered fumble to close out Oct. 31 win over Oakland...tied team and season high with two special teams tackles at Oakland Nov. 21...recorded highlight-reel interception after tipping pass at line of scrimmage and making fingertip catch late in second quarter against Denver Dec. 5... Chargers scored field goal on ensuing possession on last play of half to turn 14-7 lead into 17-7 advantage over Broncos...one of two passes defended by Shaun in game...recovered fumble after Steve Foley sack and forced fumble with 3:10 remaining in fourth quarter against Tampa Bay Dec. 12...four plays later, Chargers kicked 40-yard field goal to stretch lead to 31-21 in game eventually won 31-24...recorded three-yard sack on last play of first half at Cleveland Dec. 19...shared nine-yard sack on third- down play in second quarter of Wild Card Playoff game against New York Jan. 8.

COLLEGE: Finished career as Purdue's all-time leader with 33.5 career sacks...also left campus with third-most tackles for loss (60.5) among 231 total tackles and added nine forced fumbles...started 49 straight games for Boilermakers...second-team All-America by Associated Press, *Sports Illustrated*, *College Football News* and *NFL Draft Report* as senior...Big Ten Defensive Player of Year by *College Football News*...unanimous first-team all-conference...honorable mention all-conference as frosh, sophomore and junior... Big Ten leader with 14.5 sacks and 23 tackles for loss in 2003...earned back-to-back Big Ten Player of Week honors during senior campaign...caught two career touchdown passes as tight end, including one against Notre Dame in '03...Most Valuable Lineman in 2002 Sun Bowl win over Washington... recipient of Newcomer Award in 2000...redshirted in 1999...played at Purdue from 1999-2003...holds degree in restaurant, hotel and institutional management.

PERSONAL: Born in Philadelphia, Pennsylvania...all-state, All-South Jersey and all-city at Willingboro High School in Willingboro, New Jersey...selected to play in Governor's Bowl New Jersey-New York All-Star Game...lettered in basketball and track.

Year	Team	G-S	Tack.-Asst.	Total	Sacks-Yds.	Int.-Yds.	Long	TD	Pass Def.	Fumbles For.-Rec.
2004	San Diego	16-0	14-4	18	4-23	1-0	0	0	3	0-2
2005	San Diego	15-3	18-2	20	7-49	0-0	0	0	2	2-1
2006	San Diego	14-14	48-15	63	11.5-67.5	0-0	0	0	8	4-2
	Totals	45-17	80-21	101	22.5-139.5	1-0	0	0	13	6-5
	Postseason	2-1	2-2	4	1.5-8.5	0-0	0	0	0	1-0

Single-game Highs

Tackles — 7, twice, Last: vs. Oakland, Nov. 26, 2006
 Sacks — 2, three times, Last: at San Francisco, Oct. 15, 2006
 Interceptions — 1, vs. Denver, Dec. 5, 2004

Postseason Single-game Highs

Tackles — 3, vs. New England, Jan. 14, 2007
 Sacks — 1, vs. New England, Jan. 14, 2007

Additional Statistics

Tackles for Loss — 2005, 3; 2006, 6.
 Special Teams Tackles — 2004, 9; 2005, 15; Total, 24.

Additional Postseason Statistics

Special Teams Tackles — 2004, 1.



ANDREW PINNOCK

Fullback
5-10, 250
5th NFL Season
5th with Chargers

South Carolina
Draft 7 - '03
Bloomfield HS
Bloomfield, Conn.

34

Andrew Pinnock is hungry to contribute in 2007.

With LaDainian Tomlinson enjoying an MVP year and Michael Turner having a breakout year behind Pro Bowl fullback Lorenzo Neal, Pinnock's playing time was limited in 2006. Andrew though, is the heir apparent to Neal at fullback and he's optimistic that he'll see more playing time this season as new head coach Norv Turner implements a few wrinkles in the offense that should afford him more opportunities to see the field on Sundays.

Regardless, Pinnock is here to stay. Last February, he signed a new five-year contract to remain with the team through 2010. With his financial future

secure, he purchased a new home for he and his family in his hometown of Bloomfield, Connecticut.

When he's not playing football, Pinnock enjoys spending time with his children, Andrell and Dior. His hobbies include collecting trading cards and playing basketball. His trading card collection features more than 5,000 pieces. He began collecting in the seventh grade and his collection includes baseball, football and basketball cards. His most prized cards are those of Nolan Ryan, Michael Jordan, Shaquille O'Neal and LeBron James.



TRANSACTION HISTORY: Seventh-round pick (229) by San Diego, April 27, 2003... signed with Chargers, June 19, 2003...re-signed to five-year contract with Chargers, Feb. 15, 2006.

2006: Inactive Weeks 1-10, 14-16 and for divisional playoff game...played Weeks 11-13 while Michael Turner recovered from hamstring injury. **2005:** inactive Weeks 1-2, 4 & 9...had lone carry of season Nov. 20 against Buffalo... took opening kickoff of second half 24 yards and out to 45-yard line against Oakland Raiders on Dec. 4. **2004:** Inactive Weeks 1-9 and 15...suspended Weeks 10-13...roster-exempt Week 14...saw first significant playing time of career, rushing for 26 yards and adding 26 yards receiving against Kansas City Jan. 2...inactive for Wild Card Playoff

game. **2003:** Played every game on special teams...saw action at fullback against Baltimore Sept. 21 and Cleveland Oct. 19...had two special teams stops against Browns and Miami Oct. 27.

COLLEGE: Led Gamecocks in rushing as junior... finished career with 422 carries for 1,852 yards and 27 touchdowns...played at South Carolina from 1999-2002...majored in African-American studies.

PERSONAL: Born in Hartford, Connecticut...prepped at Bloomfield High School...named Mr. Football in Connecticut in 1998...selected to play in state's high school all-star game...all-state and all-district selection following senior year.

Year	Team	G-S	Rushing			Receiving			Avg.	Long	TD
			No.-Yds.	Avg.	Long	TD	No.-Yds.	Avg.			
2003	San Diego	16-0	0-0	0.0	0	0	0-0	0.0	0	0	
2004	San Diego	1-0	9-26	2.9	11	0	3-26	8.7	14	0	
2005	San Diego	12-0	1-4	4.0	4	0	0-0	0.0	0	0	
2006	San Diego	3-0	4-25	6.3	15	0	0-0	0.0	0	0	
Totals		32-0	14-55	3.9	15	0	3-26	8.7	14	0	

Year	Kickoff Returns			
	No.-Yds.	Avg.	Long	TD
2003	2-50	25.0	41	0
2005	1-24	24.0	24	0
Totals	3-74	24.7	41	0

Single-game Highs

Rushing Attempts — 9, vs. Kansas City, Jan. 2, 2005
Rushing Yards — 26, vs. Kansas City, Jan. 2, 2005
Rushing Long — 15, vs. Denver, Dec. 10, 2006
Receptions — 3, vs. Kansas City, Jan. 2, 2005
Receiving Yards — 26, vs. Kansas City, Jan. 2, 2005
Receiving Long — 14, vs. Kansas City, Jan. 2, 2005

Additional Statistics

Special Teams Tackles — **2003, 5; 2005, 3; Total, 8.**

VETERANS & RETURNING PLAYERS





CARLOS POLK

Linebacker
6-2, 262
7th NFL Season
7th with Chargers

Nebraska
Draft 4 - '01
Guilford HS
Rockford, Ill.

52

The National Football League is full of inspirational stories, but few can match that of linebacker Carlos Polk. After missing the entire 2005 season and all but one game of the 2004 season due to Achilles and shoulder injuries, Polk returned with a vengeance in 2006. He appeared in all 16 games and saw the most significant action of his career on both defense and special teams.

Playing on a one-year contract, Polk set career highs with 32 tackles and two sacks on defense to go along with 19 stops on the specialty units. His special teams tackle total was second on the team to Clinton Hart's 22. Polk wasted no time demonstrating that he was all business as he promptly went out in the season opener at Oakland and racked up a career-high four special teams tackles against the Raiders in a nationally televised Monday Night Football game on ESPN. As the year went on, Polk was called upon four times to start for an injured Shaun Phillips and he played like a man who never missed a game, let alone nearly two seasons.

When it was all said and done, his teammates recognized this Herculean effort by selecting Carlos as the team's recipient of the Ed Block Courage Award. This March, the Chargers' front office also showed its appreciation toward Polk, rewarding him with a new two-year contract that will run through 2008.

Polk considers his father, John Moore, his biggest influence. A construction worker by trade, Moore commuted to and from Chicago for work, leaving the house at 4 a.m. and often times returning home after 9 p.m. It is from his father that Polk inherited his tireless work ethic and family values.

Carlos and his father enjoy working on classic cars. Carlos' first car was a Pontiac Firebird that he and his dad spent weekends restoring before Carlos was old enough to drive. Over the years, the two have also restored a 1947 Ford Coupe and a 1949 Plymouth.



TRANSACTION HISTORY: Fourth-round pick (112) by Chargers, April 22, 2001... signed with Chargers, June 20, 2001...re-signed with Chargers, April 23, 2004...re-signed with Chargers, March 17, 2005... signed one-year contract with Chargers, Jan. 30, 2006...signed new two-year contract with Chargers, March 22, 2007.

2006: Recipient of Ed Block Courage Award for displaying commitment to principles of courage and sportsmanship while serving as inspiration inside locker room...came back after missing most of last two seasons with injury and played Weeks 1-16 and in AFC playoffs, primarily on special teams...racked up career-high four special teams stops to lead team in Sept. 11 season opener at Oakland...racked up then-career-high five tackles as reserve linebacker against Tennessee Week 2...spelled injured Shaun Phillips Week 6 at Kansas City, collecting three tackles...started first career game in place of Phillips Oct. 29 vs. St. Louis...tied for team high with two special teams tackles against Cleveland Nov. 5...started Nov. 12 at Cincinnati, collecting sack and tackle for loss among five stops...also tied team-high with two stops on special teams...dropped Bengals quarterback Carson Palmer for four-yard loss in second quarter... started Week 10 on Sunday Night Football at Denver and led linebacking corps with two QB pressures...

also started Week 11 vs. Oakland and racked up season-high six tackles...collected one-yard sack against Trent Green late in second quarter and paced squad with two stops on special teams Dec. 17 vs. Kansas City...also made very good special teams play against Chiefs, downing Mike Scifres punt at four-yard line in first quarter...led team with three special teams stops at Seattle Dec. 24 and with two against Arizona Dec. 31. **2005:** Spent entire season on "Reserve-Injured" list while recovering from torn Achilles' tendon. **2004:** Inactive Week 1 with shoulder injury...returned to action Sept. 19 against New York Jets and had special teams tackle...placed on "Reserve-Injured" list Sept. 22 due to shoulder injury. **2003: Chargers Co-Special Teams Player of Year**...tied for team lead with 16 special teams tackles...tackle for loss among two stops against Denver Sept. 14...season-high three special teams stops at Jacksonville Oct. 5...lone tackle for loss against Kansas City Nov. 30. **2002: Chargers Special Teams Player of Year**...led squad with 13 stops on specialty units...recorded first-career safety after blocking Scott Player punt out of end zone at Arizona Sept. 22...was first-career blocked kick...inactive for San Francisco game Nov. 17 with ankle injury...season-high three special teams tackles at Buffalo Dec. 15. **2001:** Limited to action in six games due to shoulder injury... placed on "Reserve-Injured" list Nov. 14.

Continued next page

COLLEGE: First-team All-America by Associated Press, American Football Coaches Association and College Football News...first team All-Big 12 as junior...Big 12 Commissioner's Academic Honor Roll as sophomore...played at Nebraska from 1996-2000 ...holds degree in sociology.

PERSONAL: Born Feb. 22, 1977 in Memphis, Tennessee...USA Today All-America at Guilford High School in Rockford, Illinois... all-state and all-conference pick...Northern Illinois Conference-9 Defensive Player of Year...lettered in basketball... has son DeVonn and daughter Deja.

Year	Team	G-S	Tack.-Asst.	Total	Sacks-Yds.	Int.-Yds.	Long	TD	Pass Def.	Fumbles For.-Rec.
2001	San Diego	6-0	0-0	0	0-0	0-0	0	0	0	0-0
2002	San Diego	15-0	3-1	4	1-7	0-0	0	0	0	0-0
2003	San Diego	16-0	5-1	6	0-0	0-0	0	0	0	0-0
2004	San Diego	1-0	0-0	0	0-0	0-0	0	0	0	0-0
2005	San Diego	0-0	Reserve-Injured (Achilles)							
2006	San Diego	16-4	25-7	32	2-5	0-0	0	0	0	0-0
	Totals	54-0	33-9	42	3-12	0-0	0	0	0	0-0
	Postseason	1-0	1-0	1	0-0	0-0	0	0	1	0-0

Single-game Highs

Tackles — 6, vs. Oakland, Nov. 26, 2006
Sacks — 1, three times, Last: vs. Kansas City, Dec. 17, 2006

Additional Statistics

Tackles for Loss — 2006, 1.
Special Teams Tackles — 2001, 4; 2002, 13; 2003, 16; 2004, 1; 2006, 19; Total, 53.



PHILIP RIVERS

Quarterback
6-5, 228
4th NFL Season
4th with Chargers

North Carolina State
Trade (NY Giants)-'04
Athens HS
Athens, Ala.

17

After patiently waiting his turn through his first two seasons, Philip Rivers blossomed into everything that he was billed to be coming out of college. He led the Chargers to a franchise-record 14 wins and earned a nod for the 2007 Pro Bowl. In spite of being in just his first season as a starter, Rivers played with the confidence and poise of a seasoned veteran. He completed nearly 62 percent of his passes, threw more than twice as many touchdowns as he did interceptions and posted a first-year passer rating that ranked right up there with some of the league's greats. Only one other starting QB, St. Louis' Marc Bulger, threw more TD passes and fewer interceptions. More importantly, Philip delivered leadership. While guiding the team to 14 wins, he helped orchestrate come-from-behind wins on the road in three of the NFL's most hostile stadiums: Cincinnati, Denver and Seattle, including a win over the Seahawks in which he threw a 37-yard game-winning touchdown pass to Vincent Jackson in a steady rain with 29 seconds left to play. The comeback wins over the Bengals and Broncos saw the Chargers overcome 21 and 17-point deficits, respectively, marking the first time in NFL history that a team had erased a 17-point deficit in back-to-back weeks. Rivers showed

a cool hand in hot situations, especially with games on the line. He posted the NFL's highest fourth-quarter passer rating and its fourth-highest rating in the second half of games. The Chargers closed out the season by winning their last 10 games and finished undefeated at home for the first time in team history. Rivers helped the Bolts score a team-record 492 points, including a stretch during the season in which the Chargers capped off 19 consecutive scoring drives with touchdowns. The stretch set a new team record and was the fifth-longest in NFL history.

Just about everywhere he's played as a quarterback, Rivers has been a winner. Since his junior season at Athens High School in 1998, his first as a starting QB, Rivers has never had a losing record. He went 11-2 (1998) and 10-3 (1999) at Athens; 8-4 (2000), 7-5 (2001), 11-3 (2002) and 8-5 (2003) at North Carolina State, and 14-2 with the Chargers. Rivers' collegiate totals at N.C. State included a 3-1 mark in bowl games. He was a five-time MVP in bowl games, including the 2004 Senior Bowl.

Rivers and his family now make their year-round





home in San Diego. However, they frequently return to Decatur, Alabama, the city in which he grew up and worked as a water boy when his dad, Steve, was the head coach at Decatur High School. This February while Philip was back in Alabama to visit his folks, he picked up the local paper one day and read a Q&A with Lawrence County High School student Will Inman. One of the questions posed to Inman was about a famous person he'd like to meet. His answer was Rivers. After reading the story, Philip was so impressed that he decided to surprise the young man and he showed up unannounced on campus a couple of days later. It was a total surprise to all of the students on campus. Rivers spent time visiting with Inman and many of the school's student athletes. It says a lot about the character of Philip and it goes without saying that there are a whole lot of new Charger fans now in Decatur.

Philip and his father have always been close. Steve was the best man in Philip's wedding and he wears number 17 because it was the same number his dad wore in high school. In college, North Carolina State retired that number before Philip's final home game.

Perhaps because of the special bond Philip shares with his dad, he has always had a special admiration for coaches. One of his favorites is Texas



Tech University basketball coach Bob Knight. During Philip's junior season in 2002, the Wolfpack traveled to Lubbock, Texas to face the Red Raiders in an early season football game. While talking to reporters in the week leading up to the game, Rivers mentioned that he wanted to do two things that week, beat Texas Tech and meet Coach Knight. When Knight caught wind of the story, he made a special trip to greet Rivers and his teammates when they arrived in town for the game. The two spoke and Coach Knight gave Philip a Texas Tech basketball sweater that Rivers still wears to work. Rivers also won the game, leading the Wolfpack to a thrilling 51-48 overtime win over the Red Raiders.

Coincidentally, Rivers and Coach Knight had a chance to reunite in April when Philip was invited to throw out the first pitch before a San Diego Padres game at Petco Park. Coach Knight happened to be at the game that night as a guest of the Padres and he and Philip spoke briefly before the game.

Rivers and his wife, Tiffany, were married after Philip's freshman season at N.C. State. They met as kids in Alabama and now live in Poway with their three daughters, Halle, Caroline and Grace. Philip's name is spelled with one "l" after the Apostle, Philip.




TRANSACTION HISTORY: Drafted in first-round (4) by New York Giants, April 24, 2004...traded to Chargers for Eli Manning, third-round choice in 2004, and first- and fifth-round choices in 2005, April 24, 2004... signed six-year contract, Aug. 24, 2004.

2006: Selected to play in 2007 Pro Bowl...recipient of Rodney Culver Memorial Award as Chargers Offensive Player of Year in voting by teammates...

led NFL in fourth quarter passer rating (116.6), going 58 of 88 for 798 yards with seven TDs and one INT...NFL's second-highest-rated passer in second half of games (99.3), going 123 or 203 for 1,616 yards with 12 scores and three picks...made his first career start Sept. 11 at Oakland and earned first career victory in 27-0 win...completed 73 percent of passes (8 of 11) and finished game with 133.0 passer rating...threw four-yard touchdown pass to Antonio Gates for 20-0 lead in fourth quarter...two plays before Gates' touchdown, completed game-long 38-yard pass to Eric Parker on third-and-seven play while being hit by Warren Sapp right as he released ball...since 1995, was second-highest completion percentage and third-highest passer rating for NFL quarterback making first career start in season opener...**Chargers Alumni Player of Week** after 40-7 win over Tennessee Sept. 17...threw 12-yard touchdown pass to Vincent Jackson on third-and-eight play in fourth quarter...completed 71



percent of passes against Titans, going 25 of 35...during first-quarter touchdown drive that gave Bolts 10-0 lead, Rivers completed 25-yard pass to Eric Parker on third-and-nine play and later in drive set up touchdown with two-yard leap over pile on




On April 11, the San Diego Padres invited Philip to throw out the ceremonial first pitch before their game against the San Francisco Giants. Padres' second baseman, Marcus Giles, a lifelong Chargers fan, caught Rivers' pitch. San Diego Padres

Continued next page



fourth-and-one play from six-yard line...threw 31-yard touchdown pass to Malcom Floyd in first quarter at Baltimore Oct. 1...**featured on Sports Illustrated's "Who's Hot" list** after leading Bolts to 23-13 win over defending Super Bowl Champion Steelers Oct. 8...threw nine-yard touchdown pass to Malcom Floyd on third-and-two play to erase 10-0 deficit in second quarter and 22-yard touchdown pass to Antonio Gates in third quarter to give Bolts lead at 17-13...during Floyd touchdown drive, completed 10-yard pass to Keenan McCardell on third-and-five play and 22-yard pass to Gates on third-and-11 play...during Gates touchdown drive, completed 16 and 25-yard passes to Eric Parker on successive third-and-seven plays...helped seal victory over Steelers with 15-yard run on third-and-nine play late in fourth quarter as drive ended with field goal that gave Chargers 23-13 lead in final minutes of game...finished Steelers game with career-high 37 pass attempts...AFC Offensive Player of Week and FedEx Air NFL Player of Week after recording first-career 300-yard game with 334 yards and pair of touchdowns at San Francisco Oct. 15...completed 29-of-39 without any interceptions for passer rating of 116.8...had stretch of 13 straight completions in first half, equaling third-longest stretch in team history...during completion streak, racked up 195 yards through air and two scores, including 57-yard catch-and-run by Antonio Gates and 33-yard bomb to end zone to Vincent Jackson...completed 14 of his first 15 passes of game, with lone incompletion being intentionally thrown away...led four scoring drives in game during which he did not throw single incompletion, including three touchdown drives and one field goal drive...was even better on third downs against S.F., completing 9-of-10 for 142 yards and touchdown...he converted 7-of-10 for first downs and

added two first downs rushing on third-and-one plays...after throwing interception that led to touchdown and losing fumble that led to another in the first half, Rivers bounced back in second half and completed 8-of-12 for 104 yards and two touchdowns (133.3 second-half passer rating) Oct. 22 at Kansas City...rallied squad from a 20-6 halftime deficit with touchdown passes of one yard to Gates on third-and-goal from one in third quarter and 37 yards to Tomlinson on fourth-and-three early in fourth quarter...posted third game this season with passer rating over 100 in Oct. 29 win over St. Louis...was efficient 15-of-23 for 206 yards and touchdown for rating of 108.2...helped Bolts jump out to 14-7 lead in first half by completing 10-of-14 for 121 yards and 97.6 rating...of his four incompletions in first half, one was intentional throw-away...hit on his first four passes of game for 70 yards, including 3-of-3 for 54 yards during game-opening touchdown drive...sensational on third downs against Rams, completing 6-of-9 for 101 yards and a touchdown (141.1 rating)...threw lone touchdown pass, good for 25 yards to LT on third-and-eight play in fourth quarter, to give Bolts 38-17 lead to seal victory...did not throw touchdown pass for first time of season in 32-25 win over Cleveland Nov. 5...NBC Football Night in America's Player of Day after passing for 337 yards and three touchdowns as he helped lead Chargers to improbable 49-41 comeback behind victory over Cincinnati Bengals at Paul Brown Stadium on Nov. 12...helped Chargers overcome first-half deficits of 21-0 and 28-7 as Bolts scored team-record 42 points in second half...threw all three of his touchdown passes in second half, including throws of 46 yards to Malcom Floyd and 9 and 5 yards to Brandon Manumaleuna...completed 19-of-25 for 291 yards and three scores after Bolts fell behind 21-0 and three of incompletions were intentional throwaways...completed passes to eight different receivers...led drives of 59, 69, 46, 80, 40, nine and 72 yards during comeback and team scored touchdowns on all six possessions inside 20-yard line...his last touchdown drive of game was possibly his most impressive as he engineered 12-play, 72-yard that ate up 5:19 on clock as Chargers held slight 42-41 lead and he capped it with five-yard touchdown pass to Manumaleuna on third-and-goal to stretch Bolts' lead to 49-41...completed 4-of-7 for 52 yards on that drive, including 12-yard pass to Malcom Floyd on third-and-nine, 27-yard pass to Antonio Gates on third-and-eight, and touchdown pass on third down...finished Cincinnati game with passer rating of 124.4, second-highest of season (Oakland, 133.9)...went 9-or-11 for 113 yards and touchdown on third-down plays against Bengals, including 8-of-8 for 93 yards and touchdown (154.7 rating) in second half...seven of those eight second-half third-down passes went for first downs...was second 300-yard game of season...did not throw any interceptions in



As his popularity grew, Rivers was featured on the cover of ESPN Magazine in December 2006.

ESPN Magazine

VETERANS & RETURNING PLAYERS

36 pass attempts against Cincinnati, extending streak to three straight games (15 quarters) and 122 consecutive passes without throwing interception, longest active streak in NFL...completed 73 percent of his passes (19-of-26) in 35-27 come-from-behind win in Denver Nov. 19...led Chargers from 17-point deficit (24-7) becoming first ever QB to lead team from at least 17 point deficit in consecutive weeks...showed a lot of resiliency against Broncos, battling back after throwing interception that was returned 31 yards for touchdown to give Denver 24-7 lead...on very next series after INT, led seven-play, 60-yard touchdown drive during which he completed all four of his pass attempts for 54 yards...completed comeback by throwing 51-yard touchdown pass to Tomlinson on third-and-three play and then gave Chargers lead when he completed 4 of 4 for 37 yards, including five-yard touchdown pass to Vincent Jackson...completed 11 of 13 for 148 yards and two touchdowns on three scoring drives after interception...early in game, Chargers jumped out to 7-0 lead on 99-yard drive in which Rivers completed 5-of-5 for 59 yards...was Bolts' longest drive since Nov. 25, 2001...Rivers fourth pass of game was intercepted by Broncos Nick Ferguson, ending streak of 125 consecutive passes thrown without interception...at time, was longest active streak in NFL...was first interception since Oct. 22 game at Kansas City...led Chargers on three touchdown drives against Oakland Nov. 26, marking 19-straight scoring drives that ended in touchdowns to set new team record...previous mark was 17 in 1981...threw 11-yard touchdown pass to Gates in Dec. 3 win at Buffalo...engineered season-long 8:06 drive late in fourth quarter to seal victory as team traveled 80 yards in 13 plays for touchdown and 24-14 lead over Bills...completed 4-of-4 for 47 yards on drive...racked up season-high 136.0 passer rating against Denver Dec. 10 after completing 15-of-23 for 279 yards with two touchdowns and no interceptions...posted a perfect passer rating of 158.3 in first half after going 11-of-13 for 180 yards and two touchdowns...after throwing incompleton on second pass attempt of game, he proceeded to complete his next eight passes for 133 yards and touchdown...threw 12-yard TD pass to Gates in first quarter and seven yarder to Gates in second

quarter...Rivers didn't have many completions in Dec. 24 game at Seattle (10-of-30), but he made them count...lone completion in first half was good for nine-yard touchdown to Vincent Jackson...late in fourth quarter, he delivered picture-perfect 37-yard game-winning touchdown pass to Jackson with 29 seconds left...closed out season by completing career-high 79.2 percent (19-of-24) vs. Arizona Dec. 31...posted 117.2 passer rating against Cardinals, fourth-highest of season and second-highest at home...Rivers was at his best during two second-quarter touchdown drives when he went 9-for-10 for 135 yards and two scores for perfect 158.3 passer rating...threw TD passes of 33 yards to Antonio Gates and 14 yards to Vincent Jackson...despite playing with foot sprain, finished first half against Arizona 17-of-20 for 196 yards and two TDs for 120.0 rating...connected with LT for 58-yard screen pass to set up second quarter touchdown in Jan. 14 playoff game against New England...did not play in 2007 Pro Bowl while recovering from foot injury. **2005:** Did not play Weeks 1-9 & 11-15...took knee on final snap of game versus Buffalo Nov. 20...took over for injured Drew Brees in second quarter of Dec. 31 season finale against Denver...led team on 10-play, 69-yard touchdown drive on first series, completing three of six for 39 yards. **2004:** Inactive as third quarterback Weeks 1-3 and 14-15...did not play Weeks 4-8 and 10-13 as number two quarterback...saw action at end of New Orleans game Nov. 7 but did not attempt any passes...played second half against Kansas City Jan. 2 and threw first-career touchdown pass to Malcom Floyd...inactive as third quarterback for Wild Card Playoff game against New York.

COLLEGE: NCAA's second all-time leading passer with 13,484 yards...MVP of five bowl games, including 2004 Senior Bowl...holds every major school passing record at N.C. State...seventh in Heisman Trophy voting as senior...34-17 record as starter among NCAA-record 51 career starts...second in NCAA history with 13,582 total yards...tied for fifth in NCAA history with 95 touchdown passes...set school and Atlantic Coast Conference career records for passing attempts (1,710), completions (1,147), touchdowns responsible for (112), 300-yard passing games (18) and 400-yard

HEAD OF THE CLASS

Philip Rivers was one of four quarterbacks selected in the first round of the 2004 NFL Draft with the fourth overall pick. The others were Eli Manning (first), Ben Roethlisberger (11th) and JP Losman (22nd). In 2006, Manning and Roethlisberger were both in their third seasons as starters, while Losman was in his second and Rivers his first. Here's a look at how Philip's numbers in 2006 matched up against his fellow '04 draftees.

Player (Year)	Att.-Comp.	Pct.	Yards	TD	INT	Rating	W-L Record
Philip Rivers	460-284	.617	3,388	22	9	92.0	14-2
JP Losman	429-268	.625	3,051	19	14	84.9	7-9
Eli Manning	522-301	.577	3,244	24	18	77.0	8-8
Ben Roethlisberger	469-280	.597	3,513	18	23	75.4	8-8

Continued next page



passing games (7) ...seventh quarterback in NCAA history and first in ACC history with three 3,000-yard seasons...second-team All-America by *NFL Draft Report* as senior...2003 ACC Player of Year and first-team All-ACC after leading NCAA in completion percentage (.720) and passer rating (170.5)...ranked second nationally in passing yards (4,491) and total offense per game (353.9)...MVP of 2003 Tangerine Bowl after career-high 475 yards and school-record-tying five touchdowns in 56-26 win over Kansas...second-team All-ACC as junior...received "Award of Distinction" from Columbus Touchdown Club...co-recipient of Governor's Award as team MVP...MVP of 2002 Gator Bowl win over Notre Dame...*CNN/Sports Illustrated* National Player of Week after

five-touchdown game against Navy in junior year...honorable mention all-conference as sophomore and MVP of Citrus Bowl...ACC Rookie of Year and Academic All-ACC choice in 2000...Newcomer of Year by *ABC Sports* and Freshman of Year by *Football News* and Columbus Touchdown Club...MVP of 2000 Micron PC Bowl...ACC Player of Week once, ACC Offensive Back of Week twice and league-record ACC Rookie of Week eight times during career...played at N.C. State from 2000-03...graduated with degree in business.

PERSONAL: Born in Decatur, Alabama...Alabama Player of Year as senior at Athens High School...father Steve was his high school head coach.

FIRST-YEAR STARTERS

In his first year as the team's starting quarterback, Philip Rivers started every game and threw for nearly 3,400 yards with 22 touchdowns and only nine interceptions in the regular season. The only quarterback in the league with more touchdowns and fewer interceptions was St. Louis' Marc Bulger (24 TDs and 8 INTs). In San Diego's last five games, Rivers had seven touchdowns and only three interceptions in 129 pass attempts. Below is a look at how he compared to former Chargers quarterbacks Brees and Dan Fouts in their first full seasons as starters, as well as fellow 2004 draftees, Ben Roethlisberger and Eli Manning, and a couple of other notable quarterbacks in their first seasons as starting QBs.

Player (Year)	Att.-Comp.	Pct.	Yards	TD	INT	Rating	W-L Record
Ben Roethlisberger (2004)+	295-196	.664	2,621	17	11	98.1	13-0*
Dan Marino (1983)^	296-173	.584	2,210	20	6	96.0	7-2*
Philip Rivers (2006)	460-284	.617	3,388	22	9	92.0	14-2*
Tom Brady (2001)^	413-264	.639	2,843	18	12	86.5	11-3*
Drew Brees (2002)	526-320	.608	3,284	17	16	76.9	8-8*
Eli Manning (2005)	557-294	.428	3,762	24	17	75.9	11-5*
Dan Fouts (1974)^	237-115	.485	1,732	8	13	61.4	3-8*
John Elway (1983)^	259-123	.475	1,663	7	14	54.9	4-6*

* - W-L record as starting QB;

+ - Roethlisberger became Pittsburgh's starter in Week 3 of the 2004 season.

^ - Marino started nine games in 1983; Brady (14) in 2001; Fouts (11) in 1974; Elway (10) in 1983

Year	Team	G-S	Passing Att.-Comp.	Yards	Pct.	TD	Int.	Long	Sacks-Lost	Pass Rating
2004	San Diego	2-0	8-5	33	.625	1	0	13t	0-0	110.9
2005	San Diego	2-0	22-12	115	.545	0	1	22	3-16	50.4
2006	San Diego	16-16	460-284	3,388	.617	22	9	57t	27-144	92.0
	Totals	20-16	490-301	3,536	.614	23	10	57t	30-160	90.5
	Postseason	1-1	32-14	230	.438	0	1	58	3-26	55.5

Year	Rushing Att.-Yds.	Avg.	Long	TD
2004	5-(-5)	-1.0	0	0
2005	1-(-1)	-1.0	-1	0
2006	48-49	1.0	15	0
Totals	54-(43)	0.8	15	0
Postseason	3-3	1.0	2	0

Single-game Highs

Attempts — 43, at Kansas City, Oct. 22, 2006

Completions — 29, at San Francisco, Oct. 15, 2006

Yards — 338, at San Francisco, Oct. 15, 2006

Passing Touchdowns — 3, at Cincinnati, Nov. 12, 2006

Interceptions — 2, twice, Last: vs. Kansas City, Dec. 17, 2006

Long — 57t, at San Francisco, Oct. 15, 2006

Completion Percentage — .792, vs. Arizona, Dec. 31, 2006

Passer Rating — 136.0, vs. Denver, Dec. 10, 2006

2006 Game-By-Game Passing

Date	Opponent	Att.-Comp.	Yards	Pct.	TD	Int.	Long	Sacks-Lost	Rating
09/11	at Oakland*	11-8	108	.727	1	0	38	0-0	133.9
09/17	Tennessee*	35-25	235	.714	1	0	28	0-0	99.1
10/01	at Baltimore*	22-13	145	.591	1	1	31t	1-11	75.0
10/08	Pittsburgh*	37-24	242	.649	2	1	25	4-20	90.1
10/15	at San Francisco*	39-29	334	.744	2	0	57t	0-0	116.8
10/22	at Kansas City*	43-25	266	.581	2	1	37t	4-15	82.1
10/29	St. Louis*	23-15	206	.652	1	0	27	1-3	108.2
11/05	Cleveland*	28-19	211	.679	0	0	28	3-20	90.0
11/12	at Cincinnati*	36-24	338	.667	3	0	46t	3-14	124.5
11/19	at Denver*	26-19	222	.731	2	2	51t	1-5	92.1
11/26	Oakland*	31-14	133	.452	0	1	27	1-2	44.2
12/03	at Buffalo*	29-17	160	.586	1	0	26	3-22	85.4
12/10	Denver*	23-15	279	.652	2	0	55	1-3	136.0
12/17	Kansas City*	23-8	97	.348	0	2	46	2-9	12.4
12/24	at Seattle*	30-10	181	.333	2	0	38	1-9	77.2
12/31	Arizona*	24-19	231	.792	2	1	33t	2-11	117.2
	Season Totals	460-284	3388	.617	22	9	57t	27-144	92.0
01/14	New England*+	32-14	230	.438	0	1	58	3-26	55.5
	Playoff Totals	32-14	230	.438	0	1	58	3-26	55.5

* Denotes starter

+ Denotes postseason game



DERRECK ROBINSON

Defensive End
6-4, 289
3rd NFL Season
3rd with Chargers

Iowa
Free Agent - '05
DeLaSalle HS
Minneapolis, Minn.

98

One of only two undrafted rookies to make the Chargers' opening day roster in 2005, Derreck Robinson became a key reserve in his first two NFL seasons. Though his playing time has been limited, two seasons on the active roster and blossoming under the watchful eye of veteran defensive line coach Wayne Nunnely has been valuable to the former Iowa Hawkeye. Robinson should continue to see his playing time increase in 2007.

Derreck graduated from Iowa as a double major with degrees in art and film. He enjoys drawing in his free time and is an accomplished artist who would like to work in film and animation when his football career is over.

Derreck lives in San Diego with his younger

brother, Aaron, who is a graduate of the University of Arizona. Derreck's parents still make their home in Minneapolis. His father, Willie Robinson, is a probation and parole officer, and his mom, Nedra is a counselor at Concordia College in St. Paul, Minnesota.

Derreck's late uncle, Curtis Jones, was a guard for the Chargers in 1968. He later served as the defensive coordinator at the University of Missouri. Derreck's cousin is Corby Jones, a former quarterback for the Tigers.

Derreck also enjoys cooking, playing video games and listening to music. He has a collection of 400-500. His favorite genre of music is '90s rap and hip-hop.

TRANSACTION HISTORY: Signed two-year contract with Chargers as undrafted rookie, April 29, 2005... re-signed to one-year contract with Chargers, March 9, 2007.

2006: Inactive Week 1...played Weeks 2-15...shared eight-yard sack with Shawne Merriman in Oct. 8 Sunday Night game vs. Pittsburgh...shared five-yard sack with Donnie Edwards late in fourth quarter of Oct. 22 game at Kansas City...led defensive line with

three quarterback pressures against Cleveland Nov. 5, including one that led to sack by Jacques Cesaire in second quarter...in third quarter against Browns had 14-yard sack and forced fumble negated by illegal contact penalty...made big defensive play in third quarter at Denver Nov. 19 to force three-and-out with pass breakup and near interception on third-and-10 play...Chargers trailed 24-14 at time and scored touchdown on next possession after three-and-out to get back within 24-21...shared eight-yard

Continued next page





sack with Cesaire on second-down play during Oakland's final drive late in fourth quarter Nov. 26...Bolts intercepted pass two plays later to secure 21-14 victory...inactive for Dec. 31 game with foot injury...played as sub in AFC Playoff game vs. N.E.

2005: Inactive Weeks 1-4, 6-8 & 10-15...saw action in first-career game against Pittsburgh in Monday Night Football contest on Oct. 10...dressed but did not play Week 9...collected first two career tackles as reserve in Dec. 31 season finale against Denver.

COLLEGE: Recipient of Hawkeye Coaches Appreciation

Award for defense in 2004...finished career with 76 tackles, 15.5 tackles for loss and four sacks...redshirted in 2000...played at Iowa from 2000-04...earned degrees in art and film.

PERSONAL: Born in Minneapolis, Minnesota...all-state and all-metro at DeLaSalle High School in Minneapolis...team captain, defensive MVP and conference's best defensive lineman as senior on state championship team in 1999...competed in basketball, golf and track...played on state hoops championship team as junior...honor roll student.

Year	Team	G-S	Tack.-Asst.	Total	Sacks-Yds.	Int.-Yds.	Long	TD	Pass Def.	Fumbles For.-Rec.
2005	San Diego	2-0	1-1	2	0-0	0-0	0	0	0	0-0
2006	San Diego	14-0	7-9	16	1.5-10.5	0-0	0	0	3	0-0
	Totals	16-0	8-10	18	1.5-10.5	0-0	0	0	3	0-0
	Postseason	1-0	0-0	0	0-0	0-0	0	0	0	0-0

Single-game Highs

Tackles — 5, at Kansas City, Oct. 22, 2006
Sacks — 0.5, three times, Last: vs. Oakland, Nov. 26, 2006



MIKE SCIFRES

Punter
6-2, 236
4th NFL Season
4th with Chargers

Western Illinois
Draft 5 - '03
Destrehan HS
Destrehan, La.



Mike Scifres (SIGH-furs) is among the top punters in the NFL today. He's earned a reputation for pinpoint accuracy and high punts that are rarely returned by the opposition. Mike is coming off yet another banner season, one in which he was named a first-alternate to the AFC Pro Bowl squad after leading the league with a team-record 35 punts inside the 20 and only two touchbacks. Scifres put together a stretch in the middle of the season during which he connected on 38 consecutive punts without a touchback and his two touchbacks for the season tied for the fewest in team history. The '06 season would become the third-straight that the Bolts punter was chosen as an all-star alternate.

Scifres enters 2007 with a career average of 42.9 yards per punt, tied with Rolf Mojsiejenko for the second-highest in team history. Since taking over the punting duties in 2004, Scifres has backed that up with a 38.2-yard net punting average. Among active punters who've played in every game over the last three seasons, it's the second-highest net average in the league behind Buffalo's Brian

Moorman, who posted a 38.4-yard net average. During that same time span (2004-06), Scifres has landed the most punts inside the 20-yard line (89); he's allowed the fewest to be returned (76); the second-fewest return yards (624), and he's had only 18 punts go for touchbacks, tied for the fourth-fewest in the league.

Scifres lived in Bakersfield, California from ages 5-13 while his father worked for Shell Oil. He was born in New Orleans and returned there to attend high school. He went to college at Western Illinois upon referral from a close family friend, Dan Neal, who once coached at the school. At the time, Neal was an assistant coach with the New Orleans Saints and recently coached the tight ends for the Buffalo Bills.

Mike is an avid golfer and one of the team's best players. He plays golf frequently in San Diego with his special teams mates, David Binn and Nate Aeding. He also likes to play golf in exotic locales like Hawaii and Mexico. Scifres currently plays to a 15 handicap.

VETERANS & RETURNING PLAYERS



TRANSACTION HISTORY: Fifth-round pick (149) by San Diego, April 27, 2003...signed with Chargers, July 19, 2003...signed four-year contract extension through 2011, Nov. 3, 2005.

2006: Named first-alternate to AFC Pro Bowl squad...had banner night in Sept. 11 season opener at Oakland, punting five times for 43.8-yard average with two inside 20-yard line and two punts fair caught...Raiders returned other three punts for total of one yard...only called upon to punt two times against Tennessee Week 2, landing both punts inside 20-yard line and now allowing any returns as both were downed by Chargers...punted five times for 53.8-yard average and tied his career long with 71-yard effort Oct. 1 at Baltimore...landed two inside 20, but also had first touchback of season...did not allow any returns on three punts Oct. 22 at Kansas City, having two downed and one fair caught... against St. Louis Oct. 29, landed all three punts inside 20-yard line with long of 55 and allowed only one return for 0 yards...hit 66-yard punt in second quarter against Cleveland Nov. 5...late in third quarter of Browns game, hit 35-yard punt which was downed at two-yard line by Antonio Cromartie...proved to be big play as San Diego's defense forced three-and-out and on first play after Browns' punt, LT took run 41 yards for touchdown and 17-12 lead...allowed only 10 yards two punt returns Week 9 at Cincinnati...landed two of five punts inside 20-yard line...landed all three punts at Denver Nov. 19 inside 20-yard line, with all three resulting in fair catches at nine, 16 and 14-yard lines...dropped first three punts inside 20-yard line without allowing any returns on Dec. 3 at Buffalo... punts forced Bills to start first-half drives at their own 12, 17 and two-yard lines as Chargers jumped out to 17-0 first-half lead...last punt of day, 50-yarder in fourth quarter, rolled into end zone for touchback... only second TB of season (Oct. 1 at Baltimore), ending streak of 38 consecutive punts without one...netted 45.3 yards per punt against Denver Dec. 10...was third-highest of season and highest since Oct. 15 at San Francisco (47.0)...of three punts against Broncos, two landed inside 20-yard line and Denver managed only one return for -3 yards...landed three punts inside 20-yard line without any touchbacks against Kansas City Dec. 17, placing punts at four, six and 16-yard lines...only allowed two punts to be returned for total of six yards...punted career-high 10 times with three landing inside 20-yard line with no touchbacks in rainy Dec. 24 game at Seattle...hit long of 59 yards against Seahawks...landed all three of his punts in Dec. 31 season finale against Arizona inside 20-yard line without any touchbacks...tied team playoff record with seven punts in AFC Divisional Playoff game vs. New England...John Kidd also had seven on Jan. 10, 1993 at Miami...landed five punts inside 20-yard line, tied with Kidd for most in playoff game in team history...Kidd had five in AFC Wild Card Playoffs against Kansas City on Jan. 2, 1993. **2005: Second-**

alternate to Pro Bowl... averaged 50.3 yards on three punts at New England Oct. 2 and had only one returned for eight yards...averaged solid 48.3 yards on four punts with long of 52 yards and two inside 20-yard line in Oct. 10 Monday Night Football game... Steelers only had one return for no yards and fair caught two other punts...another solid effort with seven punts for 42.6-yard average and landed four of seven inside 20-yard line in 27-14 win at Oakland Oct. 16...allowed only three of seven punts to be returned for total of 15 yards...mishandled fourth-quarter snap in end zone, but recovered and still managed to get off 33-yard punt...averaged solid 49.2 yards per punt against Kansas City Oct. 30...averaged season-high 57.5 yards per punt on two attempts against New York Jets Nov. 6...attempted only one punt against Buffalo Nov. 20, which traveled 53 yards and was fair caught...allowed only one of six punts to be returned for total of three yards in 23-17 overtime win at Washington Nov. 27...landed three punts inside 20-yard line and had four fair caught by Redskins...bailed Chargers out of own 10-yard line with career-long 71-yard punt in ESPN Sunday Night Football game against Oakland Dec. 4...tied for third-longest punt in team history...was second-longest punt in team history at sea level...Paul Maguire, who was in broadcast booth as color analyst for ESPN, hit longest punt in team history at sea level with 82-yard effort against Dallas Nov. 19, 1961...71-yarder was downed at Raiders' 19-yard line...three of four punts on night landed inside 20-yard line...Raiders had only one return for no yards...had first punt of game against Miami on Dec. 11 go for touchback...was first touchback since Nov. 6 at New York Jets, ending string of 13 straight quarters and 11 consecutive punts without touchback...during stretch, landed 7 of 11 inside 20-yard line...allowed only one punt return for six yards in win over Indianapolis Dec. 18...landed two of four punts inside 20-yard line and forced two fair catches...landed three of seven punts inside 20-yard line with long of 56 in season finale versus Denver. **2004: First-alternate to Pro Bowl... first-team All-Pro by Sports Illustrated and Sports Illustrated.com...Chargers Special Teams Player of Year**...ranked third in NFL with 38.4-yard net punting average...hit four punts against New York Jets Sept. 19 and had only one returned for two yards...averaged 49.2 yards per punt on six attempts at Denver Sept. 26...hit 59-yarder against Broncos and did not allow any returns...drilled 57-yard punt at sea level at home against Tennessee Oct. 3 and landed three punts inside 20-yard line...two of four punts were returned for no yards against Titans...landed all four punts inside 20-yard line against Jacksonville Oct. 10 with only one returned for one yard... landed two of five punts inside 20-yard line at Atlanta Oct. 17 and allowed only one to be returned...had two punts downed and two fair caught against Falcons...punted five times at Carolina Oct. 24, allowing only one return for no yards while landing three punts

Continued next page



inside 20-yard line and forcing other four punts to be fair caught...averaged 48.7 yards per punt, including season-long 60-yard bomb against Oakland Oct. 31...landed one punt inside 20-yard line and had only one returned by Raiders...lone punt against New Orleans Nov. 7 traveled 31 yards and was fair caught at 10-yard line...averaged 43.3 yards and hit long of 57 on four punts at Oakland Nov. 21...landed three of four inside 20-yard line...had only two returned for nine yards by Raiders, while one was fair caught and other was downed...landed all three punts inside 20-yard line at Kansas City Nov. 28...two of the punts traveled 51 and 55 yards...allowed only one return for one yard and two others were fair caught by Chiefs return man Dante Hall...set career highs with eight punts and 372 yards against Denver Dec. 5...landed three inside 20-yard line...hit timely 60-yard punt to tie career long and later added 52-yarder in fourth quarter against Broncos to help preserve victory...had first punt go for touchback since Sept. 26 at Denver ending string of 36 consecutive punts without touchback...23 of 36 punts during stretch landed inside 20-yard line...**Chargers Alumni Player of Week** after averaging 46.8 yards on four punts with long of 50 and three inside 20-yard line against Tampa Bay Dec. 12...allowed only three returns for five yards against Bucs...tied season long with 60-yard punt at Indianapolis Dec. 26...season-high 49.8 yards per punt against Colts, landing one inside 20-yard line with two touchbacks on artificial turf...landed one of four punts inside 20-yard line and allowed only one return against Kansas City Jan. 2...had pass intercepted by Chiefs on botched field-goal attempt and injured

thumb on play...averaged 36.4 yards per punt on five attempts against Jets in Wild Card Playoff game...landed one punt inside 20-yard line with no touchbacks. **2003:** Handled kickoffs Weeks 4, 7, 12-14 and 16...inactive Weeks 1-3, 5-6, 8-11 and 15.

COLLEGE: First-team Division I-AA All-America selection by *Football Gazette* as sophomore and senior...three-time first-team all-conference choice...second-team All-America by Sports Network as sophomore...only Division I-AA punter to be named finalist to Ray Guy Award list in 2002...second in nation with 48.0-yard gross average as senior... National Player of Week four times by *Football Gazette* and Special Teams Player of Week for Gateway Conference twice during senior campaign...conference Player of Week three times and Sports Network National Player of Week three times as sophomore...Division I-AA National Special Teams Player of Week after kicking school and conference record 89-yard punt against SW Missouri in 2000...school record 56-yard field goal against Northern Iowa as time expired in 44-41 win for 2000 conference title for Western Illinois on first-career field-goal attempt...Gateway Conference All-Newcomer selection as redshirt freshman in 1999...played at Western Illinois from 1998-2002...earned degree in communications and broadcasting.

PERSONAL: Born in Metairie, Louisiana...all-district selection at Destrehan High School in Destrehan, Louisiana...lettered in football, soccer and baseball.

Year	Team	G-S	No.-Yards	Avg.	Net Avg.	TB	In-20	Long	Blk.	Opp. Ret.-Yds.
2003	San Diego	6-0	0-0	0.0	0.0	0	0	0	0	0-0
2004	San Diego	16-0	69-2,974	43.1	38.4	8	29	60	0	23-164
2005	San Diego	16-0	71-3,104	43.7	38.0	8	25	71	0	26-244
2006	San Diego	16-0	69-2,893	41.9	38.2	2	35	71	0	27-216
	Totals	54-0	209-8,971	42.9	38.2	18	89	71	0	76-624
	Postseason	2-0	12-438	36.5	36.5	0	6	51	0	0-0

	Passing Att.-Comp.	Yards	Pct.	TD	Int.	Long	Sacks-Lost	Pass Rating
Totals	2-0	0	.000	0	1	0	0-0	0.0

	Rushing No.-Yds.	Avg.	Long	TD
Totals	1-(-7)	-7.0	-7	0

Single-game Highs

Punts — 10, at Seattle, Dec. 24, 2006
 Punt Yards — 425, at Seattle, Dec. 24, 2006
 Punt Long — 71, twice, Last: at Baltimore, Oct. 1, 2006
 Punt Average — 57.5, at New York Jets, Nov. 6, 2005
 Inside 20 — 4, twice, Last: at Oakland, Oct. 16, 2005

Postseason Single-game Highs

Punts — 7, vs. New England Patriots, Jan. 14, 2007
 Punt Yards — 256, vs. New England Patriots, Jan. 14, 2007
 Punt Long — 51, vs. New England Patriots, Jan. 14, 2007
 Punt Average — 36.6, vs. New England Patriots, Jan. 14, 2007
 Inside 20 — 5, vs. New England Patriots, Jan. 14, 2007

Additional Statistics

Special Teams Tackles — 2003, 1; 2004, 1; 2005, 2; Total, 4.

2006 Game-By-Game Punting

Date	Opponent	No.-Yards	Avg.	Net Avg.	TB	In-20	Long	Blk.	Opp. Ret.-Yds.
09/11	at Oakland	5-219	43.8	43.6	0	2	56	0	3-1
09/17	Tennessee	2-77	38.5	38.5	0	2	39	0	0-0
10/01	at Baltimore	5-269	53.8	46.4	1	2	71	0	1-17
10/08	Pittsburgh	3-134	44.7	40.7	0	2	55	0	2-12
10/15	at San Francisco	1-53	53.0	47.0	0	0	53	0	1-6
10/22	at Kansas City	3-121	40.3	40.3	0	1	47	0	0-0
10/29	St. Louis	3-130	43.3	43.3	0	3	55	0	1-0
11/05	Cleveland	6-291	48.5	31.2	0	2	66	0	3-104
11/12	at Cincinnati	5-186	37.2	35.2	0	2	53	0	2-10
11/19	at Denver	3-110	36.7	36.7	0	3	41	0	0-0
11/26	Oakland	5-194	38.8	37.6	0	2	45	0	3-6
12/03	at Buffalo	6-250	41.7	32.0	1	3	50	0	2-38
12/10	Denver	3-133	44.3	45.3	0	2	48	0	1(-3)
12/17	Kansas City	6-173	28.8	27.8	0	3	40	0	2-6
12/24	at Seattle	10-425	42.5	40.6	0	3	59	0	5-19
12/31	Arizona	3-128	42.7	42.7	0	3	55	0	1-0
	Totals	69-2893	41.9	38.2	2	35	71	0	27-216
01/14	New England+	7-256	36.6	36.6	0	5	51	0	1-0

2005 Game-By-Game Punting

Date	Opponent	No.-Yards	Avg.	Net Avg.	TB	In-20	Long	Blk.	Opp. Ret.-Yds.
09/11	Dallas	2-63	31.5	30.5	0	0	45	0	1-2
09/18	at Denver	6-275	45.8	34.8	0	0	54	0	4-66
09/25	at New York Giants	2-85	42.5	43.5	0	0	50	0	1(-2)
10/02	at New England	3-151	50.3	34.3	2	0	53	0	1-8
10/10	Pittsburgh	4-193	48.3	48.3	0	2	52	0	1-0
10/16	at Oakland	7-298	42.6	40.4	0	4	51	0	3-15
10/23	at Philadelphia	7-312	44.6	41.6	1	2	50	0	1-1
10/30	Kansas City	6-295	49.2	36.8	1	1	55	0	3-54
11/06	at New York Jets	2-115	57.5	40.0	1	0	60	0	1-15
11/20	Buffalo	1-53	53.0	53.0	0	1	53	0	0-0
11/27	at Washington	6-230	38.3	37.8	0	3	54	0	1-3
12/04	Oakland	4-172	43.0	43.0	0	3	71	0	1-0
12/11	Miami	4-139	34.8	29.8	1	3	55	0	0-0
12/18	at Indianapolis	4-167	41.8	35.3	1	2	54	0	1-6
12/24	at Kansas City	6-245	40.8	31.0	0	1	49	0	4-59
12/31	Denver	7-311	44.4	39.1	1	3	56	0	3-17
	Totals	71-3,104	43.7	38.0	8	25	71	0	26-244

2004 Game-By-Game Punting

Date	Opponent	No.-Yards	Avg.	Net Avg.	TB	In-20	Long	Blk.	Opp. Ret.-Yds.
09/12	at Houston	4-156	39.0	32.8	0	0	41	0	2-25
09/19	New York Jets	4-157	39.3	33.8	1	0	51	0	1-2
09/26	at Denver	6-295	49.2	39.2	3	1	59	0	0-0
10/03	Tennessee	4-176	44.0	44.0	0	3	57	0	2-0
10/10	Jacksonville	4-166	41.5	41.3	0	4	48	0	1-1
10/17	at Atlanta	5-217	43.4	40.0	0	2	51	0	1-17
10/24	at Carolina	5-175	35.0	35.0	0	3	40	0	1-0
10/31	Oakland	3-146	48.7	42.7	0	1	60	0	1-18
11/07	New Orleans	1-31	31.0	31.0	0	1	31	0	0-0
11/21	at Oakland	4-173	43.3	41.0	0	3	57	0	2-9
11/28	at Kansas City	3-135	45.0	44.7	0	3	55	0	1-1
12/05	Denver	8-372	46.5	39.9	1	3	60	0	4-33
12/12	Tampa Bay	4-187	46.8	45.5	0	3	50	0	3-5
12/19	at Cleveland	6-233	38.8	28.0	1	0	50	0	2-45
12/26	at Indianapolis	4-199	49.8	38.0	2	1	60	0	1-7
01/02	Kansas City	4-156	39.0	38.8	0	1	41	0	1-1
	Totals	69-2,974	43.1	38.4	8	29	60	0	23-164
01/08	New York Jets+	5-182	36.4	36.4	0	1	42	0	0-0

+ Denotes postseason game





DARREN SPROLES

Running Back
5-6, 181
2nd NFL Season
2nd with Chargers

Kansas State
Draft 4 - '05
Olathe North HS
Olathe, Kan.

43

Darren Sproles, a former fourth-round draft choice, was one of the NFL's most outstanding rookies in 2005. Utilized primarily for his return skills, Sproles ranked sixth in the NFL with 1,528 kickoff return yards, the third-highest single-season total in team history. Sproles also finished the year with 1,636 combined return yards for the second-highest total in team history. Darren was an absolute workhorse, racking up 63 kickoff returns, tying him for fourth-most in the league.

Big things were expected of Sproles once again in 2006. However, his season unfortunately ended far too early when the speedster was lost for the season with a broken ankle in the Bolts' Aug. 12 preseason opener against Green Bay. Thankfully, the ankle injury is now a thing of the past and Sproles is looking forward to another year of big returns in 2007.

Coming out of Kansas State, Sproles was one of the most prolific runners and all-purpose performers in college football history. He set nearly every school record imaginable — 23 in all — and he is regarded by many as the best player in the 110-year history of Kansas State football.

Darren plays the game with a heavy heart and an angel on his shoulder. On April 25, 2004, he lost one of his greatest supporters when his mom, Annette, died at the age of 41 after a five-year

battle with cancer. To honor their late mother, Darren and his brother, Terence, wear charms that read "RIP Mom."

Darren further honored his mother when he bypassed potential NFL riches following his junior season and returned to Kansas State to complete his degree in speech pathology. In college, school officials arranged for him to work with a speech pathologist because he was uncomfortable and stuttered during interviews. Darren also spoke with basketball great and San Diego native Bill Walton, who had a stuttering problem many years ago and is now an NBA analyst.

Darren's nickname is "Tank," which came from his family because he weighed 10 pounds at birth. The first time Tank picked up a football in a game at the age of 9, he ran 80 yards for a touchdown in a Pop Warner game.

Darren still maintains close ties to Gene Wier, his former high school coach at Olathe North High School. During the summers while he was in college, Darren would return to his alma mater to volunteer at football camps and lift weights with the players. Darren has said that he would like to coach high school football after his playing career comes to an end.



TRANSACTION HISTORY: Fourth-round choice (130) by San Diego, April 24, 2005... signed four-year contract, July 26, 2005.

2006: Spent entire season on "Reserve-Injured" list after suffering broken ankle on punt return during Chargers Aug. 12 preseason opener vs. Green Bay.

2005: Averaged 36.5 yards on four kickoff returns with long of 49 yards in season opener against Dallas...49-yard return on opening kickoff of third quarter helped set table for Keenan McCardell touchdown catch to give San Diego 21-14 lead...46-yard return later in third quarter set up Nate Kaeding 33-yard field goal that gave Chargers 24-21 lead...season-long 58-yard kickoff return in fourth quarter against New York Giants Sept. 25 led to LaDainian Tomlinson touchdown six plays later and 42-23 lead... 21-yard run on third-and-two play in third quarter on lone carry of night kept drive alive and helped set up Drew Brees to Antonio Gates touchdown that gave Bolts

35-20 lead...averaged 33.5 yards on four kickoff returns against Giants...injured ankle at end of New England game Oct. 2...averaged impressive 31.4 yards per return on five kickoffs against Pittsburgh on Monday Night Football Oct. 10...48-yard return in second quarter ignited drive that set up Gates touchdown to help Chargers overcome 14-0 deficit... inactive Week 6 at Oakland nursing ankle injury... 31-yard kickoff return in fourth quarter of 28-20 win over Kansas City Oct. 30 helped set up touchdown to give Bolts 28-13 lead after Chiefs had climbed to within 21-13...50-yard kickoff return helped set up field goal to give Chargers final points in 28-20 win over New York Jets on Nov. 6...posted 47-yard kickoff return against Washington Nov. 27.

COLLEGE: Holds virtually every school record for career, single-season and single-game rushing and all-purpose yards...set school marks with 48 total touchdowns and 45 rushing scores...racked up five



VETERANS & RETURNING PLAYERS

200-yard rushing games and 24 100-yard games... offensive MVP of North team in 2005 Senior Bowl...named Wildcats Offensive MVP 2003-04 and co-MVP in 2002...first-team All-Big 12 by Associated Press in 2004...second-team all-conference by league coaches, *Kansas City Star*, *Dallas Morning News*, *Austin American-Statesman*, *Fort Worth Star-Telegram* and *San Antonio Express News* in 2004...Big 12 Player of Year by *College Football News* in 2003 after leading nation with school-record 1,986 rushing yards and 2,735 all-purpose yards... fifth in voting for Heisman Trophy, third for Associated Press Player of Year and runner up for Doak Walker Award as nation's top running back in 2003...first-team All-America by Associated Press, *Sports Illustrated* and *NFL Draft Report* in 2003...first running back and 10th player in KSU history named first-team All-America by AP...first-team all-conference in '03 by league coaches, AP, *Kansas City Star*, *Dallas Morning News*, *Fort Worth Star-Telegram*, *Austin American-Statesman*, *San Antonio Express-News*, *ESPN.com* and *College Football News*...Big 12 Special Teams Player of Week after 63-yard punt return for score against Kansas Oct. 25, 2003...Big 12 Offensive Player of Week after 273-yard rushing game against Missouri Nov. 22, 2003...racked up 235 yards rushing

and 88 yards receiving, including 60-yard touchdown catch in 2003 Big 12 Championship Game against top-ranked Oklahoma...second-team All-Big 12 in 2002 by league's coaches, AP, *Austin American Statesman*, *Dallas Morning News* and *Kansas City Star*...finished career at KSU with 4,979 rushing yards, 80 rushing touchdowns, 609 yards receiving, two touchdown catches, 846 kickoff return yards, 378 punt return yards, one punt return touchdown and 6,812 all-purpose yards...played at Kansas State from 2001-04...earned degree in speech pathology.

PERSONAL: Born in Waterloo, Iowa...named Kansas Player of Year by *USA Today* and Kansas Hall of Fame Player of Year as senior at Olathe North High School in Olathe, Kansas in 2000...winner of Thomas A. Simone Trophy given to top big-class football player in Kansas City metro area...named All-America by *Student Sports Magazine*...named to All-Class Kansas Top-11 Team...*Kansas City Star* Player of Year in 1999 and 2000...two-time all-state, all-metro and All-Sunflower League selection...as senior, led Olathe North to fourth Kansas 6A state title in five years...rushed for 5,230 yards and 79 touchdowns during prep career.

Year	Team	G-S	Rushing				Receiving				
			No.-Yds.	Avg.	Long	TD	No.-Yds.	Avg.	Long	TD	
2005	San Diego	15-0	8-50	6.3	21	0	3-10	3.3	6	0	
2006	San Diego	0-0	Reserve-Injured (ankle)								
Totals		15-0	8-50	6.3	21	0	3-10	3.3	6	0	

Year	Kickoff Returns				Punt Returns				
	No.-Yds.	Avg.	Long	TD	No.-Yds.	FC	Avg.	Long	TD
2005	63-1,528	24.3	58	0	18-108	5	6.0	23	0

Single-game Highs

- Rushing Attempts — 2, twice, Last: vs. Oakland, Dec. 4, 2005
- Rushing Yards — 21, vs. New York Giants, Sept. 25, 2005
- Rushing Long — 21, vs. New York Giants, Sept. 25, 2005
- Receptions — 1, three times, Last: vs. Buffalo, Nov. 20, 2005
- Receiving Yards — 6, vs. Buffalo, Nov. 20, 2005
- Receiving Long — 6, vs. Buffalo, Nov. 20, 2005
- Kickoff Returns — 6, twice, Last: vs. Miami, Dec. 11, 2005
- Kickoff Return Yards — 157, vs. Pittsburgh, Oct. 10, 2005
- Kickoff Return Long — 58, vs. New York Giants, Sept. 25, 2005
- Punt Returns — 3, twice, Last: vs. Kansas City, Oct. 30, 2005
- Punt Return Yards — 29, vs. Kansas City, Oct. 30, 2005
- Punt Return Long — 23, vs. Kansas City, Oct. 30, 2005
- Fair Catches — 2, twice, Last: vs. Kansas City, Oct. 30, 2005

2005 Game-By-Game

Date	Opponent	Rushing					Receiving				
		No.	Yards	Avg.	Long	TD	No.	Yards	Avg.	Long	TD
09/11	Dallas	0	0	0.0	0	0	0	0	0.0	0	0
09/18	at Denver	1	12	12.0	12	0	1	5	5.0	5	0
09/25	at New York Giants	1	21	21.0	21	0	0	0	0.0	0	0
10/02	at New England	2	8	4.0	5	0	1	-1	-1.0	-1	0
10/10	Pittsburgh	0	0	0.0	0	0	0	0	0.0	0	0
10/16	at Oakland	Inactive									
10/23	at Philadelphia	0	0	0.0	0	0	0	0	0.0	0	0
10/30	Kansas City	1	3	3.0	3	0	0	0	0.0	0	0
11/06	at New York Jets	1	4	4.0	4	0	0	0	0.0	0	0
11/20	Buffalo	0	0	0.0	0	0	1	6	6.0	6	0

Continued next page






11/27	at Washington	0	0	0.0	0	0	0	0	0.0	0	0
12/04	Oakland	2	2	1.0	3	0	0	0	0.0	0	0
12/11	Miami	0	0	0.0	0	0	0	0	0.0	0	0
12/18	at Indianapolis	0	0	0.0	0	0	0	0	0.0	0	0
12/24	at Kansas City	0	0	0.0	0	0	0	0	0.0	0	0
12/31	Denver	0	0	0.0	0	0	0	0	0.0	0	0
Totals		8	50	6.3	21	0	3	10	3.3	6	0

2005 Game-By-Game

Date	Opponent	Kickoff Returns					Punt Returns					
		No.	Yards	Avg.	Long	TD	No.	Yards	FC	Avg.	Long	TD
09/11	Dallas	4	146	36.5	49	0	2	25	0	12.5	14	0
09/18	at Denver	3	71	23.7	27	0	1	0	0	0.0	0	0
09/25	at New York Giants	4	134	33.5	58	0	2	10	0	5.0	6	0
10/02	at New England	4	80	20.0	29	0	3	24	0	8.0	14	0
10/10	Pittsburgh	5	157	31.4	48	0	2	11	2	5.5	8	0
10/16	at Oakland	Inactive										
10/23	at Philadelphia	5	81	16.2	20	0	1	8	0	8.0	8	0
10/30	Kansas City	4	84	21.0	31	0	3	29	2	9.7	23	0
11/06	at New York Jets	6	145	24.2	50	0	0	0	0	0.0	0	0
11/20	Buffalo	3	51	17.0	17	0	2	0	1	0.0	2	0
11/27	at Washington	5	128	25.6	47	0	0	0	0	0.0	0	0
12/04	Oakland	2	63	31.5	35	0	0	0	0	0.0	0	0
12/11	Miami	6	145	24.2	31	0	2	1	0	0.5	1	0
12/18	at Indianapolis	4	71	17.8	22	0	0	0	0	0.0	0	0
12/24	at Kansas City	4	85	21.3	26	0	0	0	0	0.0	0	0
12/31	Denver	4	87	21.8	26	0	0	0	0	0.0	0	0
Totals		63	1,528	24.3	58	0	18	108	5	6.0	23	0



LaDAINIAN TOMLINSON

Running Back
5-10, 221
7th NFL Season
7th with Chargers

Texas Christian
Draft 1 - '01
University HS
Waco, Tex.

21

LaDainian Tomlinson represents what's good about sports today. To steal a line from one of his best friends and his backfield mate, Lorenzo Neal, Tomlinson is "Superman without the cape." He is the National Football League's preeminent superstar and he represents all that is good about football players and professional athletes, both on and off the field.

"LT," as he is known by his legion of fans around the world, had a season for the ages in 2006 as he set NFL records with 31 total touchdowns and 28 rushing touchdowns. His outstanding season was capped off in January when the NFL bestowed two of its highest honors upon LT, selecting him as its Most Valuable Player and its Man of the Year. They are two of the highest honors in all of professional sports and certainly deserving for a young man who represents the NFL with the utmost class, dignity and respect.

On the field, Tomlinson's accomplishments are almost too numerous to recount. En route to his selection as the Chargers' first-ever Associated Press MVP in 2006, LT became the first player in team history to win the league's rushing title with 1,815 yards. He racked up 2,323 total yards from

scrimmage, the sixth-highest single-season total in league history. He set a total of 13 new NFL records and added six new team records to his resume. He went to his third-straight and fourth-career Pro Bowl, and led the Chargers to a franchise-record 14 wins and their second AFC West title in the last three years. Along the way, Tomlinson helped the Bolts set a new team scoring record and he completely obliterated the NFL's single-season scoring record of 186 points, which



had stood in place since the legendary Paul Hornung established it way back in 1960. Tomlinson also helped the Bolts shatter the team's rushing record as the 2006 unit racked up 2,578 yards, easily surpassing the previous team mark of 2,257 yards in 1990. It marked the fifth year in a row that the Bolts had rushed for more than 2,000 yards, tied with Denver for the NFL's longest active streak.

Tomlinson's accomplishments on and off the field helped solidify his selection as the NFL's Man of the Year. The award is named after one of Tomlinson's childhood heroes, the late Walter

VETERANS & RETURNING PLAYERS



Payton. While accolades have come pouring in throughout his six-year NFL career, the MOY selection was perhaps his most gratifying. He became the fourth Charger to be named Man of the Year and he shared the award with one his best friends and former teammates, quarterback Drew Brees. At Super Bowl XLI in Miami

Florida in January 2007, Tomlinson and Brees were presented with their awards by NFL Commissioner Roger Goodell before an audience that included media from around the world.

Passing along values that were instilled at an early age by his mom, Loreane, Tomlinson and his wife, LaTorsha, have teamed up to become community leaders in both San Diego and their native Texas. Together, they oversee the Tomlinson Touching Lives Foundation. The foundation hosts events throughout the year, including youth football camps in San Diego and Texas, a golf tournament, a fishing trip for kids from The Monarch School for homeless and at-risk teens in San Diego, a Thanksgiving program in which they provide more than 1,000 San Diego families with complete holiday dinners and a Christmas program in which they give away more than 1,500 holiday gifts to the patients at San Diego's Children's Hospital and Health Center. At each Chargers' home game, LT hosts "The 21 Club," where he invites 21 kids from San Diego youth groups and nonprofit organizations to attend a game. After the game, LT invites the children down to the field where they get a one-on-one visit with their football hero and a chance to pose for pictures. Each member of "The 21 Club" is sent home with a goody bag that is filled with school supplies, books and games.

Another important branch of the Touching Lives Foundation is the "School is Cool Scholarship Fund," which awards 30 annual scholarships to college-

bound students based on academics, community involvement and volunteerism. Of the 30 students selected by Tomlinson each year, 15 are selected from San Diego and 15 are chosen from LT's alma mater, University High School in Waco, Texas. Proceeds from his annual golf tournament help support the scholarship fund. The Foundation also sponsored seven students from Morse High School in San Diego to participate in a two-week summer business program at Columbia University, where the students received entrepreneurial training.

This summer, a crew from the CBS television show "60 Minutes," including correspondent Bob Simon, spent several weeks with LT for a piece that will air in the fall, chronicling his life both on and off the football field. During the filming, the "60 Minutes" crew attended a Nike commercial shoot at Qualcomm Stadium that features Tomlinson, along with teammates Philip Rivers, Antonio Gates and Shawne Merriman. The Nike commercial, which was directed by acclaimed film director Michael Mann, is set to run in both movie theaters and on television beginning in early August.

In addition to his selection as the NFL's Most Valuable Player and its Man of the Year, Tomlinson reaped a major haul of the league's most-prominent 2006 awards. Sports Illustrated dubbed LT "The Best Player in the NFL" and Sporting News named him its Sportsman of the Year and NFL Player of the Year. The Associated Press added to his league MVP title by naming him the NFL Offensive Player of the Year, while Pro Football Weekly and the Professional Football Writers of America heaped upon the same praise. The Maxwell Football Club of America lauded him with the Bert Bell Award as the Professional Player of the Year and the NFL Alumni Association tabbed him as the Running Back of the Year. On top of that, LT was a

LT's 2006 Record-Breaking Season

In 2006, **LaDainian Tomlinson** established 13 new NFL records. They are listed below.

Single-Season Points - 186

Single-Season Touchdowns - 31

Single-Season Rushing Touchdowns - 28

Touchdowns in a five-game stretch - 15

Games with two or more touchdowns - 8

Games with four touchdowns - 3

Games with three rushing touchdowns - 5

Fastest player in NFL history to score 100 total touchdowns - 89 games

Fastest player in NFL history to score 100 rushing touchdowns - 93 games

Most touchdowns in the first 10 games of a season - 22

Most touchdowns in the first 12 games of a season - 26

First player in NFL history with three or more rushing TDs in three consecutive games

First player in NFL history with three or more total TDs in four consecutive games

Continued next page

consensus first-team All-Pro by virtually every major publication and website that covers the NFL.

Just six seasons into what appears to be a sure Hall of Fame career, Tomlinson has already left an indelible mark on the game. In 2005, he tied Lenny Moore's NFL record by scoring a touchdown in 18 straight games and he set a new NFL record by scoring a rushing touchdown in 14 straight games during that stretch. After setting the rushing touchdowns mark on Sept. 18 in Denver, the Pro Football Hall of Fame in Canton, Ohio requested LT's game-worn jersey.



Also during the '05 season, LT had a chance to stand alongside two of the greats in Chargers history. In the season finale against Denver, LT scored his 20th touchdown of the season, breaking Chuck Muncie's then 24-year-old team record for the most touchdowns in a season, a mark which Muncie established way back in 1981. Coincidentally, Muncie was at the game that day and afterward greeted LT on the sidelines to congratulate the team's new touchdown king. Tomlinson also shared the spotlight that day with another Charger great as he moved past Lance Alworth to become the team's all-time leader in career yards from scrimmage. Though Alworth wasn't at the game to congratulate LT, the two met earlier in the season when Alworth had his No. 19 jersey retired by the club.

Jersey retirement is a subject LT was familiar with as he also had a jersey retired in 2005. During the team's November bye week, Tomlinson returned to his alma mater, TCU, where he was honored with "LT Day" at the school's Amon Carter Stadium. At halftime of the Horned Frogs' game against UNLV, a ceremony was held at mid-field during which LT was joined by nearly 50 former teammates. His No. 5 Horned Frogs jersey was honored so that no other player will ever be allowed to wear that number without Tomlinson's approval. During the ceremony, a highlight video was shown and Tomlinson was serenaded by the capacity crowd with an "LT" chant.

While 2006 was filled with career highlights for LT, 2007 began with disappointment for the Chargers superstar. First, there was the disappointing loss to New England in the AFC Divisional Playoffs. Then, on a Friday afternoon in late February, a life-changing incident took place when LT's father, Oliver, and his older brother, Ronald McClain, were tragically killed in a single-car accident near Waco,

Texas. Tomlinson continues to mourn their loss and he will play with a heavy heart in 2007.

As he moves into the '07 season, Tomlinson does so with an impressive resume that features 9,176 rushing yards; 12,076 total yards from scrimmage; 100 rushing touchdowns and 111 total touchdowns. He's the NFL's 24th all-time leading rusher, trailing fellow Texas native Earl Campbell, who rushed for 9,407 yards in eight seasons (1978-1985) and his total yards from scrimmage ledger is 38th in NFL history, falling behind former Chargers great, Charlie Joiner, who amassed 12,168 yards in his 18 NFL seasons (1969-1986). In terms of his scoring prowess, LT comes into this season tied with the recently-retired Marshall Faulk (1994-2005) for sixth place on the NFL's all-time rushing touchdowns list and he ranks 12th overall in total touchdowns. LT is the only player in the league to score at least 15 touchdowns in each of the last five seasons.

With 111 touchdowns in 95 career games played, Tomlinson's career average of 1.17 touchdowns per game is the highest in NFL history (min. 40 games). In fact, only four players, including LT, have averaged more than one TD per game for their careers. The others are Kansas City's Larry Johnson (1.08 - 52 TDs in 48 games), Jim Brown (1.07 - 126 TDs in 118 games) and Seattle's Shaun Alexander (1.01 - 107 TDs in 106 games).

Away from football, Tomlinson enjoys quiet time at home. He and LaTorsha own a home in the San Diego suburb of Poway where they live with their three dogs: Coco, Fendi and Sweetness. Coco is a teacup poodle; Fendi is a miniature Yorkshire terrier, and Sweetness is a pit bull named after Walter Payton. A superstar's house wouldn't be complete without a sports memorabilia room and LT's includes autographed helmets from some of his favorite NFL players, including Jim Brown, Walter Payton and Barry Sanders.

LT enjoys traveling and going to the movies for his weekly date night with LaTorsha. Past travels have included trips to New York, Hawaii, Jamaica, Mexico and the Bahamas.

Tomlinson's individual hobbies include playing basketball and golf. He competes in pickup basketball games at local gyms and is a member at the Maderas Golf Club in Poway. As a longtime basketball fan, LT sometimes makes the two-hour commute to Los Angeles to watch the nine-time NBA Champion Lakers play at Staples Center.

Like many of his teammates, Tomlinson has an interest in classic cars and owns a restored 1964 cherry-red Chevy Impala, complete with a hydraulic lift kit.



VETERANS & RETURNING PLAYERS

TRANSACTION HISTORY: First-round pick (5) by Chargers, April 21, 2001...signed with Chargers, Aug. 23, 2001...signed eight-year contract with Chargers, Aug. 14, 2004.

2006: NFL Most Valuable Player, Offensive Player of Year and first-team All-Pro by Associated Press...received 44 of possible 50 MVP votes, 38 of possible 50 OPOY votes and was unanimous All-Pro choice...runner up to Tiger Woods for AP Male Athlete of Year Award...shared Walter Payton NFL Man of Year Award with Drew Brees...starter in 2007 Pro Bowl...named Best Player in NFL by Sports Illustrated and Sportsman of Year by Sporting News...also named NFL Player of Year and All-Pro by TSN...48th Annual Bert Bell Award winner as Professional Player of Year by Maxwell Football Club...named Running Back of Year by NFL Alumni Association...MVP, Offensive Player of Year, first-team All-NFL and first-team All-AFC by Pro Football Weekly and Professional Football Writers of America...FedEx Ground NFL Player of Year as voted by fans on NFL.com...MVP and Offensive Player of Year by CBS Sportsline.com...MVP and Offensive Player of Year by Dallas Morning News...also named All-Pro by USA Today Sports Weekly, ESPN.com, Sports Illustrated.com...selected as Chargers' Most Valuable Player by teammates...named to NFL.com's All-Interview Team and selected as PFWA's "Good Guy" for dealings with media...

set NFL records with 31 total touchdowns, 28 rushing touchdowns and 186 total points...rushed for 1,815 yards to win league's rushing title...became first Charger to win NFL rushing crown...racked up 2,323 total yards from scrimmage, sixth-most in NFL history...averaged 11.6 points per game, fifth-highest average in NFL history and most since Paul Hornung averaged 12.2 ppg for Green Bay in 1961...with 31 touchdowns in 404 total touches, recorded NFL's second-highest ratio of touchdowns per times handling ball in league history (13.0)...only St. Louis' Marshall Faulk had better ratio (12.85), scoring 26 TDs in 334 touches in 2000...scored more rushing touchdowns (28) than any other team in the league, with Jacksonville (23) being closest...became fifth player in NFL history to score more rushing touchdowns than any other team. **FedEx Ground NFL Player of Week** after rushing for 131 yards and touchdown on 31 carries in Sept. 11 season opener at Oakland...58-yard run late in first quarter set up one-yard touchdown run four plays later...tied fifth-longest run of his career on 58 yarder...was sixth career 100-yard game against Raiders...became 63rd player in NFL history to surpass 10,000 career yards from scrimmage in Sept. 17 win over Tennessee...crossed 10,000-yard threshold with five-yard run on second-and-four play with 2:11 remaining in second quarter...tied Jim Brown (81 games) as third-fastest

players in NFL history to reach 10,000 career yards (Edgerrin James, 78 games & Eric Dickerson, 80 games)...rushed for two touchdowns against Titans, 82nd and 83rd of career, on four and eight-yard runs in second quarter to tie Lance Alworth's team record for career touchdowns...was 17th career game with two or more rushing TDs...also led team with seven catches against Titans. **FedEx Ground NFL Player of Week and Chargers Alumni Player of Week** after tying team record and scoring career-high four rushing touchdowns in 48-19 win at San Francisco Oct. 15...marked 19th team record he either owns or shares...scored two times each from one and five yards out...became third player in team history to rush for four scores in game, matching feat achieved first by Clarence Williams against Buffalo in 1979 and later by Chuck Muncie against Denver in 1981...his first touchdown run of game, five-yard run in first quarter, was 84th of his career, giving him sole possession of team's all-time touchdowns record which he had shared with HOF wide receiver Lance Alworth...overcame early fumble and was responsible for two touchdowns in Oct. 22 game at Kansas City...his 37-yard touchdown catch-and-run on fourth-and-three play in fourth quarter allowed Bolts to get within seven points of Chiefs at 27-20...then after takeaway by Bolts' defense, Tomlinson threw one-yard TD pass to Brandon Manumaleuna on third-and-goal play from one-yard line, fifth TD pass of his career, to tie game at 27-27...against St. Louis Oct. 29, LT scored three times, including twice on ground and once through air...they were 89th, 90th and 91st touchdowns of his career...Rams game was 86th of career, tying him with Emmitt Smith as second-fastest player in NFL history to 90 TDs...scored 90th TD on 38-yard run in first quarter, longest TD run of season...after being held for five games without 100 yards on ground, Tomlinson erupted for 183 against St. Louis, eighth-highest single-game total of his career...included in effort was 51-yard run during third-quarter field goal drive, which was 11th run of 50+ yards during his career and second of season...early in fourth quarter, he went over 8,000 rushing yards for his career, becoming eighth player in NFL history to do so in fewer than 90 games...had three catches for 57 yards against Rams, including 25-yard touchdown catch on third-and-eight play to give Chargers 38-17 lead late in fourth quarter...started drive by recovering onside kick and also had 14-yard run on second-and-nine play during drive...earlier in final quarter, set up Michael Turner touchdown run with 26-yard catch to St. Louis 14-yard line on third-and-nine play...finished Rams game with 240 total yards from scrimmage, most by any player in league at that point of season...**AFC Offensive Player of Month for November...AFC Offensive Player of Week, FedEx Ground NFL Player of Week and CBS Radio-Westwood One Amtrak Player of Week** after rushing for 172 yards and three touchdowns against Cleveland Nov. 5...was ninth-highest single-

Continued next page





game rushing total of career...after being limited to 43 yards and no touchdowns on seven carries in first half, Tomlinson exploded for 129 yards and three touchdowns in second...scores came from 41, 7 and 8 yards...his 41-yard TD in late third quarter turned 12-10 deficit into 17-12 lead, which Chargers would not relinquish...was his 14th-career carry of 40+ yards...later added 32-yard carry on Bolts' final TD drive...averaged 9.6 yards per carry against Browns (18 for 172), second-highest single-game average of career...became first player since 2003 and the fifth player since 2000 to rush for 170+ yards and two touchdowns in consecutive games. **FedEx Ground NFL Player of Week, Sports Illustrated.com Offensive Player of Week and USA Today Stud of Week** after scoring four touchdowns Nov. 12 in Cincinnati to set NFL record with 15 touchdowns in last five games...helped lead Chargers to improbable 49-41 come-from-behind victory over Bengals...scored three of his four touchdowns in second half, including his fourth with 14:40 left in fourth quarter to give Chargers their first lead of game at 42-38 and help erase 21-point first-half deficit...the touchdown came one play after Shaun Phillips recorded a sack, forced fumble and fumble recovery and was LT's second touchdown in 15 seconds...he had just scored from two yards out with 14:55 left to make score 38-35...touchdowns for game were scored from 9, 4, 2 and 9 yards...finished game with 104 yards rushing, marking third-straight 100-yard game, tying longest stretch of his career...had perhaps biggest run of game on third-and-two late in fourth quarter taking toss-pitch 14 yards to sustain drive that would end in touchdown and give Chargers 49-41 edge...four-touchdown effort against Bengals was his second of season, tying NFL record for single-season four-

touchdown games shared by Shaun Alexander (2005) and Jim Taylor (1962)...Tomlinson now has 18 touchdowns on the season, joining Alexander (2005) as the only players in NFL history to score 15 or more touchdowns in five consecutive seasons. **AFC Offensive Player of Week, FedEx Ground NFL Player of Week, Sports Illustrated.com Offensive Player of Week and USA Today Stud of Week** after scoring four touchdowns in 35-27 win at Denver Nov. 19...were 99th, 100th, 101st and 102nd touchdowns of career...three of touchdowns were on rushes (3, 3 and 1 yard) and one on reception (51 yards)...touchdown catch was sixth-longest reception of career...catch was third touchdown of night and 21st of season, setting new team record...combined with his 20 touchdowns in 2005, Tomlinson becomes fifth player in NFL history to score 20 touchdowns in back-to-back seasons...became fastest player in NFL history to score 100 touchdowns (89 games), easily surpassing Jim Brown and Emmitt Smith (93 games)...became 20th player in NFL history to score 100 touchdowns...scored NFL-record 19 touchdowns in last six games, including back-to-back four-touchdown games...was third time of season he scored four touchdowns in game (NFL record) and became third player in league history to score four touchdowns in back-to-back games, joining Jim Taylor (1962) and Marshall Faulk (2000)...four touchdowns against Broncos raised season total to 22, setting new Chargers' single-season mark and breaking old mark (20), which he had set in 2005...they are also most touchdowns ever scored in first 10 games of season...scored three times on ground at Invesco Field, raising his season rushing TD total to 19, tying team's single-season mark held by Chuck Muncie (1981)...his three rushing touchdowns against Broncos were 89th, 90th and 91st of career, making him NFL's second-fastest player to score 90 rushing touchdowns (89 games)...Emmitt Smith was fastest (88 games)...Tomlinson became 13th player in NFL history to score 90 rushing TDs...scored 10 rushing touchdowns in last three games alone, including three against Cleveland, four at Cincinnati and three at Denver to become first player in league history to score three or more rushing TDs in three straight games...including touchdown catch against St. Louis Oct. 29, Tomlinson scored three or more touchdowns in four consecutive games, becoming first NFL player to do so...rushed for 105 yards against Broncos, first-

SPORTS
Best for last
SPORTS
progress
SPORTS
makes Point
SPORTS
HATS OFF
Forward pr
SPORTS
BALLY JUN

VETERANS & RETURNING PLAYERS



2007 Pro Bowl

Photo: Mike Nowak

Top 10 Rushing Performances

243	vs. Oakland, Dec. 28, 2003
220	vs. Denver, Dec. 1, 2002
217	vs. New England, Sept. 29, 2002
200	at Cleveland, Oct. 19, 2003
199	vs. Kansas City, Dec. 17, 2006
192	vs. New York Giants, Sept. 25, 2005
187	at Oakland, Sept. 28, 2003
184	at Washington, Oct. 30, 2005
183	vs. St. Louis, Oct. 29, 2006
178	at Buffalo, Dec. 3, 2006

career 100-yard game in Mile High City...it was his fourth game in row with over 100 yards, marking first such stretch in his career...on Chargers' fourth-quarter drive in which they scored touchdown to take lead at 28-27, Tomlinson started drive with 15-yard run that put him over 1,000 yards for season...he's rushed for at least 1,000 yards in each of his first six NFL seasons and is one of only five players to do so, joining Barry Sanders (first 10 seasons, 1989-1998), Curtis Martin (10, 1995-2004), Eric Dickerson (7, 1983-89) and Corey Dillon (6, 1997-2002)...scored two rushing touchdowns, including 10-yard game-winner late in fourth quarter, and threw 19-yard touchdown pass to Antonio Gates in 21-14 win over Oakland Nov. 26...was sixth career touchdown pass, tied for second-most all-time by non-quarterback with Keith Byars, Greg Pruitt and Marcus Allen...racked up 109 rushing yards against Raiders...scored Chargers' first touchdown on four-yard run in second quarter...was 20th rushing TD of season, setting new team single-season record (19, Chuck Muncie, 1981)...that touchdown raised his season point total to 138, which also set new team record for single-season scoring (135, John Carney, 1994)...scored game-winner late in fourth quarter on 10-yard run...went over 100 yards rushing for day on touchdown, marking career-best fifth-straight 100 yard game...set up touchdown run with 44-yard carry on first play of drive...after running to his left most of day, ran cutback to right and took off down sidelines untouched...five plays later he

took it to house and delivered Bolts 21-14 lead...**FedEx Ground NFL Player of Week, Sports Illustrated.com Offensive Player of Week and USA Today Stud of Week** after scoring two touchdowns Dec. 3 in Buffalo while rushing for 178 yards...extending longest streak of 100-yard games during career to six...increased season TD total to 26, most-ever through first 12 games of season...first touchdown run covered 51 yards in first quarter and put him over 1,200 yards rushing for season...joined Hall of Famer Eric Dickerson as only two players in NFL history to rush for more than 1,200 yards in each of their first six NFL seasons...51-yard run was his longest touchdown run since 2003...was his 12th-career run of 50+ yards and tied for 11th-longest of career...went over 100-yard mark on 22-yard run in second quarter...his second touchdown of day, two-yarder late in fourth quarter, gave Bolts seemingly insurmountable 24-14 lead and capped off 8:06 drive that was Chargers' longest of season...Bills game was LT's sixth-consecutive multi-touchdown game, tying Emmitt Smith (1994) for league's second-longest streak...was seventh 100-yard rushing game of season, tying team's single-season record (Don Woods, 1974 and LT, 2002)...averaged lofty 6.4 yards per carry against Bills (28 for 178), third-highest average of season and second-highest in game with at least 25 carries...**AFC Offensive Player of Week, FedEx Ground NFL Player of Week, CBS Radio-Westwood One Amtrak Player of Week and Sports Illustrated.com Offensive Player of Week** after scoring 27th, 28th and 29th touchdowns of year Dec. 10 against Denver to set new NFL single-season touchdown record...broke previous mark of 28 set by Seattle's Shaun Alexander in 2005...scored from one, six and seven yards out...set NFL record for fifth game of season with at least three rushing touchdowns...previous mark (four games) was held by New York Giants' Joe Morris (1985) and Kansas City's Priest Holmes (2003)...raised career touchdown total to 109 and moved into tie with Barry Sanders (1989-1998) for 12th place on NFL's all-time list...was seventh-consecutive multi-touchdown game, tying NFL record set by former Washington Redskin John Riggins in 1983...finished Broncos game with 103



In December 2006, LT graced the cover of *Sports Illustrated* for the first time in his career after he was named "The Best Player in the NFL." Tomlinson was the first Chargers running back featured on the cover of *SI* since Natrone Means in 1994.

Sports Illustrated

LT's Long Runs - 50+	
85t	vs. Kansas City, Dec. 17, 2006
76	vs. Denver, Dec. 1, 2002
73t	vs. Minnesota, Nov. 9, 2003
70t	at Cleveland, Oct. 19, 2003
62	at Seattle, Dec. 24, 2006
	vs. New York Giants, Sept. 25, 2005
58	at Oakland, Sept. 11, 2006
58t	vs. New England, Sept. 29, 2002
55	vs. Kansas City, Nov. 30, 2003
55	vs. Minnesota, Nov. 9, 2003
55t	at Oakland, Sept. 28, 2003
54	at Cleveland, Oct. 7, 2001
51t	at Buffalo, Dec. 3, 2006
51	vs. St. Louis, Oct. 29, 2006

Continued next page





yards rushing, going over 100-yard mark on record-breaking touchdown run in fourth quarter...was his career-best seventh-consecutive 100-yard rushing game...was eighth 100-yard game of season, setting new franchise record...**AFC Offensive Player of Week, FedEx Ground NFL Player of Week and USA Today Stud of Week** after rushing for season-high 199 yards on NBC's Sunday Night Football Dec. 17 against Kansas City...eighth consecutive 100-yard game and ninth of season...fifth-highest single-game rushing total in NFL this season and sixth-highest team history...scored two rushing touchdowns in Chiefs game, 99th and 100th of his career...became fastest player in NFL history to score 100 rush TDs (93 games), beating Emmitt Smith (99 games)...became seventh player in NFL history with 100, joining Smith (164), Marcus Allen (123), Walter Payton (110), Jim Brown (106), John Riggins (104) and Marshall Faulk (100)...on first TD of game, 15-yard run in first quarter, broke Paul Hornung's NFL single-season scoring record (176 points), set in 1960...finished K.C. game with two TDs, increasing season scoring total to 186 points...scored second TD of game on career-long 85-yard run...on that play, he set new NFL single-season record for rushing touchdowns (28), breaking previous mark (27) shared by Shaun Alexander (2005) and Priest Holmes (2003)...85-yard run

was third-longest in team history and Bolts' longest since 1962...Paul Lowe had 87-yard TD run at Dallas on 9/10/61 and Keith Lincoln had 86-yard run at Oakland 9/30/62...Chiefs game was eighth-consecutive multi-touchdown game, also setting new NFL record...previous mark (seven) was set by former Washington Redskin John Riggins in 1983...on 85-yard TD run, he went over 2,000 scrimmage yards for season, marking third time during his career and first time since 2003 that he's gone over 2,000 yards in season...finished K.C. game with 204 total yards from scrimmage (199 rushing and 5 receiving) for his second 200-yard game of season...rushed for 123 yards in Seattle on Christmas Eve, his ninth-straight 100-yard game...tied for third most consecutive 100-yard games in NFL history with Walter Payton, Fred Taylor, Deuce McAllister and Larry Johnson...finished game with new team single-season rushing record of 1,749 yards...went over 9,000 rushing yards for his career during Seahawks game to join Emmitt Smith and Barry Sanders as fourth-fastest players in NFL history to do so (94 games)...set up first touchdown of game with 62-yard run in second quarter...later had 48-yard run on opening drive of third quarter negated by personal foul penalty...rushed for 66 yards against Arizona Dec. 31 to finish season with 1,815 yards and claim NFL rushing title...officially won title on eight-yard run in second quarter...became first Charger in NFL history to win league's rushing crown...finished Cardinals game with 80 total yards from scrimmage to go over 12,000-yard mark for career (12,076)...finished second in NFL with 2,323 yards from scrimmage...was the second-most in season in team history and the sixth-most in a season in NFL history...had 16 carries against Cardinals to finish season with 348, second-most for season in team history...rushed for 123 yards in Jan. 14 AFC playoff game against Patriots...58-yard catch-and-run on screen pass in second quarter was longest postseason pass play in team history and fifth-longest reception of his career...finished game with 187 total yards from scrimmage, most by Charger in postseason game since Keith Lincoln's team-record 329-yard performance in 1963 AFL Championship Game against Boston Patriots Jan. 5, 1964...scored two touchdowns on rushes of two and three yards to become first player in team history to score two rushing touchdowns in playoff game...also only fifth time in team history player scored two touchdowns in playoff game...started and



LT THE QUARTERBACK

LT is one of the best passers for a non-quarterback in NFL history. He has thrown six touchdown passes during his career, tied for second-most by a non-QB with Keith Byars, Greg Pruitt and Marcus Allen. The late Walter Payton holds the league record with eight. Tomlinson, Allen and Payton are the only three players in league history to score at least 100 rushing touchdowns, catch 10 TD passes and throw six TD passes.

Each of Tomlinson's six TD passes are listed below.
 09/28/03 — 21 yards to Drew Brees at Oakland
 09/25/05 — 26 yards to Keenan McCardell vs. N.Y. Giants
 10/16/05 — 4 yards to Justin Peelle at Oakland
 10/30/05 — 17 yards to Eric Parker vs. K.C.
 10/22/06 — 1 yard to Brandon Manumaleuna at K.C.
 11/26/06 — 19 yards to Antonio Gates vs. Oakland

10 Longest Receiving Plays

74t	at Indianapolis, Dec. 26, 2004
73t	at Detroit, Dec. 7, 2003
68t	vs. Green Bay, Dec. 14, 2003
59	vs. New York Jets, Sept. 19, 2004
54	vs. Jacksonville, Oct. 10, 2004
51t	at Denver, Nov. 19, 2006
41	vs. Pittsburgh, Oct. 10, 2005
37t	at Kansas City, Oct. 22, 2006
35t	at Oakland, Oct. 16, 2005
30	at Cincinnati, Sept. 8, 2002

VETERANS & RETURNING PLAYERS

rushed for game-high 51 yards on 10 carries in 2007 Pro Bowl...scored touchdown on three-yard run early in third quarter to give AFC 21-14 advantage. **2005: Pro Bowl selection...Sporting News first-team All-Pro...Chargers Most Valuable Player and co-Offensive Player of Year...selected to NFL.com's All-Interview Team...scored team-record 20 touchdowns to rank third in NFL...NFL's sixth-leading rusher with 1,462 yards...third-highest single-season total in team history...added 370 yards receiving for 1,832 total scrimmage yards to rank fifth in league and third-best in team annals...carried 339 times, tied for third-most in team history...threw three touchdown passes, tied for second-most in season by running back or fullback since 1970 joining Green Bay's Willard Harrell (1975), Cleveland's Greg Pruitt (1977), Los Angeles Raiders Marcus Allen (1983) and Chicago's Walter Payton (1983)...became fourth player in NFL history with at least two rushing touchdowns, two touchdown catches and two touchdown passes in same season joining Allen (1983), Payton (1983) and Craig James (1985)...two-yard touchdown run in season opener against Dallas marked 13th consecutive game with rushing touchdown, tying NFL record shared by John Riggins (1982-83) and George Rogers (1985-86)... held without catch against Dallas for first time in career, ending streak of 63 consecutive games with at least one reception...16-yard touchdown run in second quarter at Denver Sept. 18 marked NFL-record 14th consecutive game with rushing touchdown...added four-yard touchdown run later in quarter to give Bolts 14-3 halftime lead over Broncos... **AFC Offensive Player of Week, FedEx Ground NFL Player of Week, CBS/Westwood One Radio Amtrak Player of the Week** and **Chargers Alumni Player of Week** after racking up 192 yards rushing and three touchdowns**



against New York Giants Sept. 25 on ESPN Sunday Night Football...tied career high with three touchdowns...192 yards was fifth-highest output of career, seventh-highest in team history and seventh-best performance of season in NFL...first 100-yard rushing game of season and 24th of career...marked 15th consecutive game with rushing touchdown to extend personal NFL record streak... also marked second-longest streak in league history for touchdowns either rushing or receiving breaking tie with O.J. Simpson (14 games)...logged 62-yard run in fourth quarter to set up Nate Kaeding field goal for final points in 45-23 victory...was fourth-longest run of career and seventh-longest play from scrimmage... early in second quarter had 28-yard run that led to 15-yard touchdown pass from Drew Brees to Keenan McCardell on following play...later threw 26-yard touchdown pass to McCardell on halfback option play in third quarter...on touchdown reception, McCardell went over 10,000 career receiving yards...was Tomlinson's second career touchdown pass... added 28 yards receiving against Giants for 220 total yards from scrimmage...marked eighth career game with 200-plus yards and Chargers improved to 8-0 in said games...sixth-highest total yardage effort of career... on first touchdown against Giants, moved past Dennis Partee (380 points) and into fourth place on team's all-time scoring list...Tomlinson came into game with 378 points and finished night with 394 points...**FedEx Ground NFL Player of Week** after logging 134 yards rushing and two touchdowns in 41-17 win at New England Oct. 2 that ended Patriots' NFL-record 21-game home winning streak...on first touchdown run in second quarter from eight-yard line, broke three tackles on way to end zone and dragged one defender with him across goal line...scored again in third quarter from one yard out after breaking free from open-field tackle to give Bolts 24-17 lead...added 34 yards as receiver for 168



Last December, just before he broke the NFL single-season touchdown record, LT appeared on The Tonight Show with Jay Leno. The following Sunday, after he set the record against Denver, Broncos Coach Mike Shanahan congratulated LT on the record and for his appearance on the show. NBCU Photos






total yards from scrimmage...second 100-yard rushing game of season and 25th of career...extended NFL record streak of consecutive games with rushing touchdown to 16...scored touchdown on two-yard run with 4:42 remaining in fourth quarter to give Bolts brief 22-21 lead over Pittsburgh on Monday Night Football Oct. 10...stopped short of goal line on two-point conversion attempt...touchdown run extended NFL-record streak to 17 consecutive games with rushing touchdown...converted two third downs during drive, including 14-yard carry on third-and-four and four-yard carry on third-and-one on play before touchdown run...earlier in quarter helped set up Nate Kaeding field goal with season-long 41-yard catch and run on screen pass...was sixth-longest reception of career...play came on second-and-17 from own eight-yard line...led team with seven catches, good for 68 yards...finished MNF contest with 130 total yards, including 62 yards rushing...named **AFC Offensive Player of Week, FedEx Ground NFL Player of Week** and earned **Game Ball** from ESPN NFL Prime-Time host Chris Berman after 27-14 win at Oakland Oct. 16...caught 35-yard touchdown pass from Drew Brees, scored another touchdown on seven-yard run, and threw four-yard touchdown pass to Justin Peelle...accounted for all three touchdowns in first half...was only fifth time in Super Bowl era (since 1966), and first time since New England's David Patten in 2001, that player scored rushing touchdown, caught touchdown pass and threw touchdown pass in same game...joined Patten, Walter Payton (1979), Harmon Wages (1969) and Dan Reeves (1967) as others to achieve this rare feat...finished Raiders contest with 183 yards of total offense, including 140 yards rushing, four yards passing and 39 yards receiving...was third 100-yard rushing game of season...during Raiders' game, Tomlinson reached

several milestones...tied Lenny Moore's (1963-65) NFL record by scoring touchdown in 18th consecutive game... touchdown that he tied record on was 35-yard catch, first touchdown catch of season, seventh-longest catch of career and fourth-longest touchdown catch...when he scored on Chargers' next series on seven-yard run, it was his 10th rushing touchdown of season, making him first player in NFL history to rush for 10 or more touchdowns in each of his first five NFL seasons...touchdown run also extended NFL-record streak to 18 consecutive games with rushing touchdown... two scores against Raiders raised career touchdown total to 70...reached mark in 69th career game, tying Hall of Fame running back Jim Brown as second-fastest player to reach total...held to career-low seven yards rushing and no touchdowns in 20-17 loss to Philadelphia Eagles Oct. 23...ended NFL record streak of 18 consecutive games with rushing touchdown...also left him tied with Lenny Moore for longest total touchdown streak (rushing or receiving) in NFL history at 18 games...threw 17-yard touchdown pass to Eric Parker on halfback option play in 28-20 win over Kansas City Oct. 30... marked third-consecutive pass attempt that went for touchdown...became first player to throw three consecutive passes for touchdowns since Minnesota's Daunte Culpepper did it against Green Bay Dec. 24, 2004... **Fed Ex Ground NFL Player of Week** and **CBS/Westwood One Radio Amtrak Player of the Week** after four-touchdown performance in 31-26 win over New York Jets on Nov. 6...helped give Bolts 21-10 lead at half with scoring runs of four and one-yard and catch of 25 yards...added one-yard run in third quarter to stretch lead to 28-13...kept first touchdown dive of game alive with 15-yard catch on third-and-seven play...added eight-yard run on third-

VETERANS & RETURNING PLAYERS



In December 2006, LT was featured on the cover of *Sporting News* after being named the magazine's "Sportsman of the Year."
Sporting News

LT's Team Records

- Career Touchdowns - 111
- Career Rushing Touchdowns - 100
- Career 100-Yard Rushing Games - 39[^]
- Career 200-Net-Yard Games - 11
- Career Rushing Yards - 9,176
- Career Rushing Attempts - 2,050
- Career Total Yards from Scrimmage - 12,076
- Single-Season Points - 186
- Single-Season Touchdowns - 31
- Single-Season 100-Yard Rushing Games - 11[^]
- Single-Season 200-Net-Yard Games - 5
- Single-Season Rushing Touchdowns - 28
- Single-Season Rushing Yards - 1,815
- Single-Season Rushing Attempts - 372
- Single-Season Scrimmage Yards - 2,370
- Single-Season Receptions - 100
- Single-Game Rushing Touchdowns - 4^{*}
- Single-Game Rushing Yards - 243
- Single-Game Rushing Attempts - 39
- Single-Game Postseason Rush TDs - 2
- Single-Game Postseason Rush Att. - 26
- Longest Postseason Reception - 58 yards
- Consecutive Games with a Touchdown - 18
- * Tied with Clarence Williams and Chuck Muncie
- [^] Includes playoffs

and-four play during second quarter scoring drive... **named Midseason Most Valuable Player by ESPN.com and Offensive MVP by NFL.com, Sports Illustrated.com and CBS SportsLine.com... named to Pro Football Weekly's Midseason All-Pro Team...** scored Chargers first touchdown of game on one-yard run against Buffalo Nov. 20... scored touchdown on fourth-and-one play... also converted third-and-one play with five-yard run during drive...Bolts went on to beat Bills 48-10...beat Washington Redskins with 41-yard touchdown run on second play of overtime at FedEx Field in Landover, Maryland on Nov. 27...capped off 184-yard, three-touchdown performance against Redskins...was 10th-best rushing performance in team history and NFL's eighth-best rushing game of season...scored Chargers first touchdown of game on one-yard run in second quarter and tied game at 17-17 in fourth quarter with 3:29 left on 32-yard run...threw first incomplete pass of season on halfback option play to Brees in first quarter...ended streak of three-straight touchdown passes... in fourth quarter of Redskins game, moved past Charlie Joiner and into second place on team's all-time scrimmage yards list...also went over 1,000 rushing yards for season in fourth quarter to become seventh player in NFL history with 1,000 rushing yards in each of first five NFL seasons...briefly left Raiders game Dec. 4 in second quarter with apparent rib injury but returned to finish game... held out of end zone by Raiders...only third game of season without touchdown... rushed for 75 yards against Miami Dec. 11 to raise season total to 1,247...became only third player in NFL history with 1,200 rushing yards in each of first five NFL seasons, joining Erick Dickerson (1983-89) and Eddie George (1996-2000)...pulled himself out of Indianapolis game Dec. 18 in fourth quarter due to chest injury suffered in Dec. 4 game against Oakland...rushed for 76 yards on 24 carries before exiting game...scored touchdown on six-yard run on fourth-and-one play late in second quarter of Dec. 31 season finale against Denver...was 20th touchdown of season, breaking Chuck Muncie's 24-year-old team record of 19 touchdowns in

1981...was 80th career touchdown...tied Ermit Smith as second-fastest player (79 games) to score 80 touchdowns...on 28-yard run during touchdown drive, passed Lance Alworth (9,721 yards) to become team's all-time leader in total scrimmage yards...took Alworth nine seasons to set record while LT did so in fifth pro season. **2004: Pro Bowl selection. first-team All-Pro by Associated Press and College & Pro Football Newsweekly. All-Inter-view Team by NFL.com...**led NFL with 17 rushing touchdowns... ranked second in league with 18 total scores...ranked fifth in NFL with 1,776 scrimmage yards...rushed for 1,335 yards to rank seventh in league...rushed 26 times for 121 yards and touchdown in season opener at Houston for 18th career 100-yard game...scored against Texans on one-yard run in second quarter... set team record against Texans for most career carries, raising total to 1,050 and passing Marion Butts who carried 1,031 times from 1989-1993... scored touchdown on four-yard run against New York Jets Sept. 19...was 39th career rushing touchdown, giving him sole possession of second place on team's all-time list, breaking deadlock with Paul Lowe...also had 59-yard catch and run against Jets, fourth-longest reception of career...finished game with 163 total yards from scrimmage, including 87 rushing and 76 receiving...was limited against New York due to jammed big toe...completed 38-yard pass to Drew Brees at Denver Sept. 26...pass helped set up Nate Kaeding field goal...became Chargers all-time leading rusher with 147-yard effort against Tennessee Oct. 3...finished Titans' game with 4,979 career yards, passing Lowe, who had rushed for 4,972 yards from 1960-68...carried 17 times against Tennessee to average season-high 8.6 yards per carry...scored first-quarter touchdown on 15-yard run to move into tie with Chuck Muncie and Kellen Winslow for ninth-place all-time on team's career scoring list with 270 points...was 19th career 100-yard rushing game...also against Tennessee had 42-yard run in third quarter that was ninth-longest of career and set up Kaeding field goal...one-yard touchdown run in first quarter against Jacksonville Oct. 10...was 46th career touchdown, giving him 276 career points and vaulting him into tie for seventh place with Lowe on team's



As one of the NFL's superstars, LT has been a pitchman for several national companies, including Nike, Campbell's Soup, VIZIO Televisions, AT&T and Glaceau Vitamin Water. In June 2006, Nike debuted a new kids athletic shoe called "Scream LT," which featured his signature and jersey number 21. Locally, Tomlinson has been a spokesman for Oggi's Pizza & Brewing Company and Witt Lincoln Mercury.

**Since 2001,
the Chargers record when LT...**

- Rushes for more than 100 yards:** 30-8
- Rushes for less than 100 yards:** 21-36
- Carries 20 or more times in a game:** 37-18
- Carries less than 20 times in a game:** 14-26
- Scores a touchdown:** 40-25
- Scores no touchdowns:** 11-19
- Throws a touchdown pass:** 4-2
- Scores two or more touchdowns:** 27-4
- Makes a play of 70 yards or longer:** 5-1
- Rushes for more than 200 yards:** 4-0
- Records 200 combined yards:** 10-1



VETERANS & RETURNING PLAYERS

Continued next page

all-time scoring list...54-yard catch on screen pass during touchdown drive was fifth-longest of his career...finished Jaguars' game with 134 total yards from scrimmage to raise career total to 6,789 and move past Winslow for fourth place on team's all-time list...touchdown on one-yard run in second quarter at Atlanta Oct. 17...was 47th career touchdown, tying him for third place with Charlie Joiner on team's all-time touchdowns list...also tied Joiner for sixth place on career scoring list with 282 points...scored touchdown on eight-yard run in third quarter at Carolina Oct. 24 to turn 6-0 deficit into 7-6 Chargers lead...touchdown against Panthers was 43rd rushing score of career and moved him into tie with Muncie for most rushing scores in team history...also gave him sole possession of third place on team's all-time total touchdowns list with 48 and sole possession of sixth place on all-time scoring list with 288 points...scored team-record 44th career rushing touchdown on one-yard run in second quarter against Oakland Oct. 31...scored 50th career touchdown on one-yard run in first quarter against New Orleans Nov. 7. **Chargers Alumni Player of Week** after rushing for season-high 164 yards and touchdown on season-high 37 carries at Oakland Nov. 21...scored deciding points against Raiders on six-yard touchdown run in fourth quarter...marked seventh-straight game with touchdown, tied for third-longest stretch in team history...attempted pass to Keenan McCardell on halfback option play, which was dropped near goal line at Oakland...scored two rushing touchdowns from one- and three- yards at Kansas City Nov. 28...were first two career scores at Arrowhead Stadium... became third player in NFL history to rush for 10 or more touchdowns in each of first four NFL seasons, joining Eric Dickerson and Earl Campbell...was 12th career multi-touchdown game... marked eighth-straight game with touchdown tying Paul Lowe for second-longest streak in team history...led team with season-high 10 catches against Chiefs...rushed for 113 yards and two touchdowns on 30 carries versus Denver Dec. 5...five-yard touchdown run on team's opening drive tied team record of nine-consecutive games with touchdown shared by Natrone Means and Lance Alworth...added one-yard touchdown run in second quarter for 50th career rushing touchdown...was 13th career and second-consecutive multi-touchdown game...was 21st career and fourth 100-yard game of season...raised season total to 1,012 rushing yards to become ninth player in NFL history with over 1,000 rushing yards in first four league seasons...also led squad with five catches against Broncos. **selected FedEx Ground NFL Player of Week** by fans voting on NFL.com after rushing for 131 yards and touchdown against Tampa Bay Dec. 12...touchdown was seven-yard run in third quarter...was fifth 100-yard game of season and 22nd of career...10th consecutive game with touchdown set new team record and tied Greg Bell and Terry Allen for third-most consecutive games in NFL history with rushing touchdown...was 14th

rushing touchdown of season, tying his own team mark for second-most in season...finished day with 150 total yards, including 19 receiving, to raise career total to 7,638 and move past Gary Garrison (7,562) for third place on team's all-time total yards list...rushed for 111 yards and two touchdowns on 26 carries in snowstorm at Cleveland Dec. 19...both touchdowns were one-yard runs...scored touchdowns against Browns in 11th-consecutive game, setting new team record and tying NFL mark for second-most consecutive games with rushing touchdown...joined Lenny Moore, Emmitt Smith and Priest Holmes as only players to rush for touchdowns in 11 consecutive games...scores against Browns were 15th and 16th of season, marking second-most in season in team history...career-long 74-yard touchdown catch at Indianapolis Dec. 26...also scored touchdown against Colts on 16-yard run to extend streak of games with rushing touchdown to 12, second-longest in NFL history...moved into eighth place on team's career receptions list with touchdown catch...was first touchdown catch since Dec. 14, 2003 vs. Green Bay...finished Colts' game with season-high 176 total yards from scrimmage, including 81 rushing and 95 receiving ...inactive versus Kansas City Jan. 2...carried team-record 26 times for 80 yards in Wild Card Playoff Game against New York Jets Jan. 8...tied Eric Parker for team high with nine catches for 53 yards, tied for third-most receptions in playoff game in team history...sealed AFC's 38-27 victory in Pro Bowl Feb. 13 at Honolulu with four-yard touchdown run late in fourth quarter...started and tallied seven carries for 28 yards and score in Pro Bowl. **2003: First-alternate for AFC Pro Bowl squad...second-team All-Pro by Associated Press...named to USA Today's "All Joe Team"...Offensive Player of Year and All-Pro by Sports-Illustrated.com...Chargers' Most Valuable Player, Offensive Player of Year and co-Most Inspirational Player...recipient of JB Award for community service from James Brown, host of FOX NFL Sunday...** led NFL with 2,370 total yards from scrimmage...second-most in NFL history behind only Marshall Faulk who had 2,429 yards for St. Louis in 1999...first player in NFL history to rush for 1,000 yards and catch 100 passes in same season...league's fourth-leading receiver with 100 catches...accounted for 45.9 percent of team's offensive yards, second-highest in NFL behind Baltimore's Jamal Lewis (46.1 percent)...finished season with 1,645 rushing yards, second-most in team history and 38 yards shy of his own team record of 1,683 set in 2002...ranked third

ALL-TIME RUSHING TOUCHDOWNS

1. Emmitt Smith (1990-2004)	164
2. Marcus Allen (1982-1997)	123
3. Walter Payton (1975-1987)	110
4. Jim Brown (1957-1965)	106
5. John Riggins (1971-1985)	104
6. LaDainian Tomlinson (2001-06)	100
Marshall Faulk (1994-2005)	100



in NFL in rushing...scored 13 rushing touchdowns... caught team-record 100 passes, good for career-high 725 yards and four touchdowns...became eighth player in NFL history with consecutive seasons with more than 2,000 scrimmage yards...tied for third in league with 17 total TDs...third in league with 107 first downs...led team with five catches at Kansas City Sept. 7...led team with 93 yards against Denver Sept. 14...had first 100-yard game of season, rushing for 105 yards on 23 carries against Baltimore Sept. 21...scored first touchdown of season on two-yard run and led team with eight catches for 51 yards against Ravens...accounted for 232 yards of total offense at Oakland Sept. 28...rushed for 187 yards and touchdown against Raiders, his second-consecutive game with more than 100 yards rushing and touchdown...touchdown was 55-yarder in second quarter... added 24 yards receiving on team-high seven catches...threw 21-yard touchdown pass to Drew Brees...was first-ever pass thrown during his NFL career...also against Raiders, Tomlinson climbed into fourth place on team's all-time rushing list for career yards and carries, moving past Chuck Muncie...**AFC Offensive Player of Week, Pro Football Weekly Offensive Player of Week and SportsIllustrated.com Offensive Player of Week** after racking up 200 rushing yards at Cleveland Oct. 19...scored on 70-yard run against Browns, second-longest touchdown run of career...also led team with three catches for 21 yards, giving him total of 221 yards from scrimmage for game...was third career 200-yard rushing game and became fastest player in NFL history to record three 200-yard games (38 games)...combined for 142 yards and one touchdown against Miami Oct. 27...had 11 catches and 80 yards receiving against Dolphins, while carrying 24 times for 62 yards and one-yard touchdown run in fourth quarter...scored touchdown on three-yard run at Chicago Nov. 2...**FedEx Ground NFL Player of Week** for effort against Minnesota Nov. 9...rushed for 162 yards and two touchdowns against Vikings and added 45 yards receiving for 207 total yards from scrimmage...first touchdown was 73-yard career-long scoring run in first quarter...added one-yard touchdown in third quarter...averaged career-high 10.1 yards per carry against Minnesota rushing for 162 yards on 16 carries...also had 55-yard run on opening possession of third quarter...scored touchdown on six-yard run in fourth quarter against Cincinnati Nov. 23...rushed for 106 yards and touchdown on 19 carries against Kansas City Nov. 30...55-yard run in third quarter pushed him over 100-yard ledger... marked 16th career 100-yard game to set new team record for regular season...touchdown was six-yard run in second quarter... caught career-high two touchdown passes for both Chargers scores in 14-7 win at Detroit Dec. 7...caught 16- and career-long 73-yard scoring passes...set career high with 148 yards receiving on nine catches against Lions...rushed for 88 yards on 25 carries for 236 combined net yards against Detroit...matched season high with 11 catches

for 144 yards and two touchdowns against Green Bay Dec. 14...touchdowns covered seven and 68 yards...68-yard scoring catch and run was second-longest of career...became first running back in team history to record back-to-back 100-yard receiving games...became first player on team to record consecutive 100-yard receiving games since Jeff Graham in 1999... added 51 rushing yards for 195 total yards from scrimmage and raised season total to 2,011 yards becoming first player in team history and eighth player in NFL history with consecutive 2,000-yard seasons...with 11 catches against Packers, set new single-season team record for receptions by running back, increasing total to 86...previous mark was 79, which he shared with Ronnie Harmon...rushed for two touchdowns at Pittsburgh Dec. 21...were 10th and 11th touchdowns of season...scored first touchdown on five-yard run in second quarter and became first player in team history and fifth player in NFL history to rush for 10 or more touchdowns in first three NFL seasons... second touchdown was two-yard run in fourth quarter...caught six passes to raise season total to 92, breaking team's single-season record of 90, set by Tony Martin in 1995...became only second player in NFL history (Roger Craig, San Francisco, 1985) to rush for 1,000 yards and catch at least 90 passes...**Pro Football Weekly Offensive Player of Week** after rushing for team-record 243 yards and two touchdowns on 31 carries in 21-14 win over Oakland Dec. 28... touchdowns were both two-yard runs, including game-winner with 11:42 remaining in game...243 rushing yards was second-best single-game effort in NFL in 2003... added 17 yards receiving on eight catches against Raiders for 260 total yards from scrimmage...set new team record with seventh career game with more than 200 combined net yards...set new team record with fifth game this season with more than 200 combined net yards...was fourth 200-yard rushing game of career, tied for second-most in NFL history with Jim Brown, Earl Campbell and Barry Sanders, two shy of O.J. Simpson's NFL record of six...raised season total to 100 receptions to become only player in NFL history to rush for 1,000 yards and catch 100 passes...two touchdowns against Raiders raised season total to 17, second-most in team history...fourth-consecutive multi-touchdown game...included eight touchdowns

ALL-TIME TOUCHDOWNS

1. Jerry Rice (1985-2004)	208
2. Emmitt Smith (1990-2004)	175
3. Marcus Allen (1982-1997)	145
4. Marshall Faulk (1994-2005)	136
5. Cris Carter (1987-2002)	131
6. Jim Brown (1957-1965)	126
7. Walter Payton (1975-1987)	125
8. Marvin Harrison (1996-2006)	122
9. Terrell Owens (1996-2006)	116
John Riggins (1971-1985)	116
11. Lenny Moore (1956-1967)	113
12. LaDainian Tomlinson (2001-06)	111

Continued next page

in final four games, tying Wes Chandler (1982) and Chuck Muncie (1981) for most touchdowns by Charger in four-game stretch. **2002: Named to AFC Pro Bowl squad... team's Most Valuable Player and recipient of Rodney Culver Memorial Award as Offensive Player of Year... second team All-Pro from Associated Press and Football Digest.** finished season with team-record 1,683 rushing yards and 2,172 total yards from scrimmage... ranked second in NFL in rushing yards, third in scrimmage yards and sixth in touchdowns ... scored 15 touchdowns, 14 rushing and one receiving...tied team record for running backs with 79 catches, good for 489 yards... ranked second in NFL with 110 first downs ...recorded fifth career 100-yard game with 114 yards and one touchdown on 21 carries in season opener at Cincinnati Sept. 8...had 45 receiving yards on three catches for combined 159 yards against Bengals...scored two touchdowns from four and two yards against Arizona Sept. 22...carried 26 times for 91 yards and caught five passes for 25 more yards for total of 116 against Cardinals...**AFC Co-Offensive Player of Week** after tying Gary Anderson's then-team record with 217 yards rushing against New England Sept. 29...added 20 receiving yards for 237 total yards from scrimmage...carried 27 times against New England while Anderson needed 34 carries for his share of record...had 37- and 58-yard touchdown runs against Patriots...had one-yard touchdown run versus Chiefs...led team with seven catches for 49 yards at Denver Oct. 6...racked up combined 156 yards against Kansas City Oct. 13, including 78 yards rushing and 78 receiving...scored game-winning touchdown on 19-yard run in overtime at Oakland Oct. 20...carried career-high 39 times for 153 yards against Raiders ...scored first career receiving touchdown on four-yard pass from Drew Brees against Oakland...added 28 receiving yards on five catches to finish Raiders' game with 181 combined yards...39 carries tied Marion Butts' team record set at Kansas City, Dec. 17, 1989...scored eighth rushing touchdown of season against New York Nov. 3...rushed for 120 yards and one touchdown on 24 carries at St. Louis Nov. 10...became first running back to rush for more than 100 yards against Rams in St. Louis since New England's Robert Edwards rushed for 196 yards on Dec. 13, 1998...was span of 32 games... surpassed 1,000-yard mark for season with 88-yard rushing performance against San Francisco Nov. 17...led team with eight catches for 57 yards for combined 145 yards against 49ers...**AFC and Pro Football Weekly Offensive Player of Week** after rushing for team record and career-high 220 yards against Denver Dec. 1...tied career high with three touchdowns against Broncos...became first player in team history to rush for 10 touchdowns in back-to-back seasons and only 11th player in NFL history... had career-long 76-yard run in first quarter of Denver game that tied for fourth-longest run from scrimmage in team history...caught

season-high 11 passes for 51 yards against Broncos for 271 total yards from scrimmage...tied for seventh-most combined yards in single game in team history...37 carries was second-highest tally of career and season and tied for second-most in game in team history...broke team's single-season rushing mark with 57-yard effort against Oakland Dec. 8 to raise season figure to 1,375 yards...eclipsed Natrone Means' total of 1,350 yards set in 1994... scored 13th rushing touchdown of season against Raiders...racked up 110 yards and one touchdown on 28 carries at Buffalo Dec. 15...tied Don Woods' 1974 team record with seventh 100-yard game of season at Kansas City Dec. 22...rushed 24 times for 131 yards against Chiefs...caught game-high nine passes for additional 26 yards. **2001: Associated Press Offensive Rookie of Year runner-up...team's Offensive Player of Year...third-alternate to Pro Bowl... named to Pro Football Weekly's All-Rookie Team**...set then-team record with 1,603 total yards from scrimmage...bettered Lance Alworth's total of 1,590 yards set in 1965, though Alworth posted his total in 14 games ...became first player in team history to eclipse 1,600 total yards...ranked ninth in league in scrimmage yards...finished season with 1,236 rushing yards, 367 receiving yards and 10 rushing touchdowns...his 1,236 rushing yards was second-highest single-season total in team history and highest ever for rookie...ranked ninth in rushing ...became team's first 1,000-yard rusher since Natrone Means posted 1,350 yards in 1994...was only 10th 1,000-yard season in team history...10 rushing touchdowns were most-ever by rookie and most since Means' 12 in 1994...tied for 11th in NFL and seventh in AFC in touchdowns...recorded 339 carries, second-most in team history...Tomlinson and Chicago's Thomas finished season tied for second among NFL rookies with four 100-yard rushing games, behind Indianapolis' Dominic Rhodes who led all rookies with five 100-yard games...**AFC Rookie of Month for September**...racked up 113 yards and two touchdowns on rookie record 36 carries Week 1 vs. Washington...became 20th player in NFL history since 1970 to rush for more than 100 yards in first career game ...rushed for 107 yards and three touchdowns versus Cincinnati Sept. 30...rushed for 102 yards and one touchdown on 19 carries at Cleveland, Oct. 7...season-long 54-yard run against Browns...scored one touchdown at New England Oct. 14...recorded eighth touchdown of season against Kansas City Nov. 4...scored ninth touchdown of season at Oakland Nov. 18...career-high 13 receptions against Arizona Nov. 25...tied for third-most receptions in game in team history and was most-ever by running back... recorded team-rookie record 10th touchdown of season at Seattle Dec. 2...had fourth 100-yard game of season with 145 yards at Kansas City Dec. 23 to pass Don Woods for team rookie rushing record... Woods racked up 1,162 yards in 1974 and is only other rookie in team history to eclipse 1,000 yards.



COLLEGE: Second player in college football history to rush for 2,000 yards in season and 5,000 yards in career...5,263 rushing yards during career at TCU ranked sixth in Division I-A history...ninth player in I-A history to rush for more than 5,000 career yards...in final two seasons, combined for 4,008 yards and led nation both years...third player to lead the nation in rushing back-to-back years...2,158 yards as senior were fourth-best in NCAA history...rushed for Division I-A single-game record 406 yards against Texas-El Paso as junior...scored school-record 54 touchdowns, eighth-most in NCAA history...set school records for 100-yard rushing games (21), all purpose yards (6,337) and longest run from scrimmage (89t)...Doak

Walker Award winner in 2000 and *Football News'* National Offensive Player of Year...All-America by Associated Press as senior and second team as junior...two-time WAC Offensive Player of Year and three-time all-conference...WAC Player of Week 11 times...All-America from *Football News*, *Sporting News*, *Walter Camp*, *American Football Coaches Association* and *Football Writers Association*...played at TCU from 1997-2000...holds degree in general studies.

PERSONAL: Born June 23, 1979 in Rosebud, Texas...district 25-4A Most Valuable Player and Super Centex Offensive Player of Year as senior at Waco University High in Waco, Texas...second-team all-state.

LT's HONORS AND AWARDS

Pro Bowl choice in 2002, 2004, 2005 and 2006
Pro Bowl first-alternate in 2003 and third-alternate in 2001



Associated Press NFL Most Valuable Player and Offensive Player of the Year in 2006
Associated Press runner-up for Male Athlete of the Year in 2006
Associated Press first-team All-Pro in 2004 and 2006
Associated Press second-team All-Pro in 2002 and 2003
Associated Press Offensive Rookie of the Year runner-up in 2001



Walter Payton co-NFL Man of the Year in 2006

Maxwell Football Club's Bert Bell Award winner as Professional Player of the Year in 2006

NFL Alumni Association Running Back of the Year in 2006

Sports Illustrated's "Best Player in the NFL" in 2006



Sporting News "Sportsman of the Year" in 2006
Sporting News NFL Player of the Year in 2006
Sporting News first-team All-Pro in 2005 and 2006



College & Pro Football Newsweekly first-team All-Pro in 2004

USA Today Sports Weekly first-team All-Pro in 2006



USA Today's All-Joe Team in 2003

Dallas Morning News Most Valuable Player and Offensive Player of the Year in 2006

Football Digest second-team All-Pro in 2002



CBS Sportsline.com Most Valuable Player and Offensive Player of the Year in 2006



ESPN.com first-team All-Pro in 2006

SportsIllustrated.com Offensive Player of the Year in 2003
SportsIllustrated.com first-team All-Pro in 2003 and 2006



Male Athlete of the Year, Best NFL Player, Record-Breaking Performance, Like Nothing Else Award — 2007 ESPYs



Continued next page



LT's HONORS AND AWARDS

Pro Football Weekly and the Professional Football Writers of America

Most Valuable Player and Offensive Player of the Year in 2006



Pro Football Weekly and the Professional Football Writers of America

first-team All-NFL and All-AFC in 2006

Pro Football Weekly and the Professional Football Writers of America All-Rookie Team in 2001

Professional Football Writers of America "Good Guy" Award winner in 2006

Chargers Most Valuable Player in 2002, 2003, 2005 and 2006

Chargers co-Offensive Player of the Year in 2005

Chargers Offensive Player of the Year in 2001, 2002 and 2003

Chargers co-Most Inspirational Player in 2003.



AFC Offensive Player of the Month — November 2006

AFC Rookie of the Month — September 2001



NFL.com All-Interview Team in 2005 and 2006



Chargers Alumni Player of the Week

- Nov. 21, 2004 - at Oakland Raiders
- Sept. 25, 2005 - vs. New York Giants
- Oct. 15, 2006 - at San Francisco 49ers



AFC Offensive Player of the Week

- Sept. 29, 2002 - vs. New England (co-Offensive Player of the Week)
- Dec. 1, 2002 - vs. Denver Broncos
- Oct. 19, 2003 - at Cleveland Browns
- Nov. 5, 2006 - vs. Cleveland Browns
- Nov. 19, 2006 - at Denver Broncos
- Dec. 10, 2006 - vs. Denver Broncos
- Dec. 17, 2006 - vs. Kansas City Chiefs



FedEx Ground NFL Player of the Year in 2006



FedEx Ground NFL Player of the Week Awards

- Nov. 9, 2003 - vs. Minnesota Vikings
- Dec. 12, 2004 - vs. Tampa Bay Buccaneers
- Sept. 25, 2005 - vs. New York Giants
- Oct. 2, 2005 - at New England Patriots
- Oct. 16, 2005 - at Oakland Raiders
- Nov. 6, 2005 - at New York Jets
- Nov. 27, 2005 - at Washington Redskins
- Sept. 11, 2006 - at Oakland Raiders
- Oct. 15, 2006 - at San Francisco 49ers
- Nov. 5, 2006 - vs. Cleveland Browns
- Nov. 12, 2006 - at Cincinnati Bengals
- Nov. 19, 2006 - at Denver Broncos
- Dec. 3, 2006 - at Buffalo Bills
- Dec. 10, 2006 - vs. Denver Broncos
- Dec. 17, 2006 - vs. Kansas City Chiefs

ESPN NFL Prime Time Game Balls

- Oct. 16, 2005 - at Oakland Raiders
- Nov. 6, 2005 - at New York Jets
- Nov. 27, 2005 - at Washington Redskins



CBS Radio-Westwood One Amtrak Player of the Week Awards

- Sept. 25, 2005 - vs. New York Giants
- Nov. 5, 2006 - vs. Cleveland Browns
- Dec. 10, 2006 - vs. Denver Broncos



Pro Football Weekly Offensive Player of the Week Awards

- Dec. 1, 2002 - vs. Denver Broncos
- Oct. 19, 2003 - at Cleveland Browns
- Dec. 28, 2003 - vs. Oakland Raiders



VETERANS & RETURNING PLAYERS

LT's HONORS AND AWARDS

Sports Illustrated.com Offensive Player of the Week Awards

- Oct. 19, 2003 - at Cleveland Browns
- Nov. 12, 2006 - at Cincinnati Bengals
- Nov. 19, 2006 - at Denver Broncos
- Dec. 3, 2006 - at Buffalo Bills
- Dec. 10, 2006 - vs. Denver Broncos



USA Today Stud of the Week Awards

- Nov. 12, 2006 - at Cincinnati Bengals
- Nov. 19, 2006 - at Denver Broncos
- Dec. 3, 2006 - at Buffalo Bills
- Dec. 17, 2006 - vs. Kansas City Chiefs



Year	Team	Rushing					Receiving				
		G-S	No.-Yds.	Avg.	Long	TD	No.-Yds.	Avg.	Long	TD	
2001	San Diego	16-16	339-1,236	3.6	54	10	59-367	6.2	27	0	
2002	San Diego	16-16	372-1,683	4.5	76	14	79-489	6.2	30	1	
2003	San Diego	16-16	313-1,645	5.3	73t	13	100-725	7.3	73t	4	
2004	San Diego	15-15	339-1,335	3.9	42	17	53-441	8.3	74t	1	
2005	San Diego	16-16	339-1,462	4.3	62	18	51-370	7.3	41	2	
2006	San Diego	16-16	348-1,815	5.2	85t	28	56-508	9.1	51t	3	
	Totals	95-95	2,050-9,176	4.5	85t	100	398-2,900	7.3	74t	11	
	Postseason	2-2	49-203	4.1	15	2	11-117	10.6	58	0	

Year	Passing		Yards	Pct.	TD	Int.	Long	Sacks-Lost	Pass Rating
	Att.-Comp.								
2003	1-1	21	1,000	1	0	21t	0-0	158.3	
2004	2-1	38	.500	0	0	38	1-1	95.8	
2005	4-3	47	.750	3	0	26t	0-0	153.1	
2006	3-2	20	.667	2	0	19t	0-0	125.0	
Totals	10-7	126	.700	6	0	38	1-1	152.1	

Single-game Highs

Rushing Attempts — 39, at Oakland, Oct. 20, 2002
 Rushing Yards — 243, vs. Oakland, Dec. 28, 2003
 Rushing Long — 85t, vs. Kansas City, Dec. 17, 2006
 Rushing TDs — 4, twice, Last: at Cincinnati, Nov. 12, 2007
 Rushing Long TD — 85t, vs. Kansas City, Dec. 17, 2006
 Receptions — 13, vs. Arizona, Nov. 25, 2001
 Receiving Yards — 148, at Detroit, Dec. 7, 2003
 Receiving Long — 74t, at Indianapolis, Dec. 26, 2004
 Receiving Long TD — 74t, at Indianapolis, Dec. 26, 2004

Postseason Single-game Highs

Rushing Attempts — 26, vs. New York Jets, Jan. 8, 2005
 Rushing Yards — 123, vs. New England, Jan. 14, 2007
 Rushing Long — 15, vs. New England, Jan. 14, 2007
 Rushing TDs — 2, vs. New England, Jan. 14, 2007
 Rushing Long TD — 3t, vs. New England, Jan. 14, 2007
 Receptions — 9, vs. New York Jets, Jan. 8, 2005
 Receiving Yards — 64, vs. New England, Jan. 14, 2007
 Receiving Long — 58, vs. New England, Jan. 14, 2007

100-Yard Rushing Games (39)

Date	Opponent	W-L	No.-Yds.	Avg.	Long	TD
09/09/01	Washington	W	36-113	3.1	9	2
09/30/01	Cincinnati	W	21-107	5.1	23	3
10/07/01	at Cleveland	L	19-102	5.4	54	1
12/23/01	at Kansas City	L	27-145	5.4	34	0
09/08/02	at Cincinnati	W	21-114	5.4	17	1
09/29/02	New England	W	27-217	8.0	58t	2
10/20/02	at Oakland	W	39-153	3.9	19t	1

Continued next page





11/10/02	at St. Louis	L	24-120	5.0	30	1
12/01/02	Denver	W	37-220	5.9	76	3
12/15/02	at Buffalo	L	28-110	3.9	31	1
12/22/02	at Kansas City	L	24-131	5.5	34	0
09/21/03	Baltimore	L	23-105	4.6	17	1
09/28/03	at Oakland	L	28-187	6.7	55t	1
10/19/03	at Cleveland	W	26-200	7.7	70t	1
11/09/03	Minnesota	W	16-162	10.1	73t	2
11/30/03	Kansas City	L	19-106	5.6	55	1
12/28/03	Oakland	W	31-243	7.8	35	2
09/12/04	at Houston	W	26-121	4.7	32	1
10/03/04	Tennessee	W	17-147	8.6	42	1
11/21/04	at Oakland	W	37-164	4.4	16	1
12/05/04	Denver	W	30-113	3.8	15	2
12/12/04	Tampa Bay	W	25-131	5.2	35	1
12/19/04	at Cleveland	W	26-111	4.3	20	2
09/25/05	New York Giants	W	21-192	9.1	62	3
10/02/05	at New England	W	25-134	5.4	11	2
10/16/05	at Oakland	W	31-140	4.5	29	1
11/06/05	at New York Jets	W	25-107	4.3	16	3
11/27/05	at Washington	W	25-184	7.4	41t	3
09/11/06	at Oakland	W	31-131	4.2	58	1
10/29/06	St. Louis	W	25-183	7.3	51	2
11/05/06	Cleveland	W	18-172	9.6	41t	3
11/12/06	at Cincinnati	W	22-104	4.7	17	4
11/19/06	at Denver	W	20-105	5.3	24	3
11/26/06	Oakland	W	19-109	5.7	44	2
12/03/06	at Buffalo	W	28-178	6.4	51t	2
12/10/06	Denver	W	28-103	3.7	17	3
12/17/06	Kansas City	W	25-199	8.0	85t	2
12/24/06	at Seattle	W	22-123	5.6	62	0
01/14/07	New England+	L	23-123	5.3	15	2

100-Yard Receiving Games (2)

Date	Opponent	W-L	No.-Yds.	Avg.	Long	TD
12/07/03	at Detroit*	W	9-148	16.4	73t	2
12/14/03	Green Bay*	L	11-144	13.1	68t	2

Multi-Touchdown Games (32)

Date	Opponent	W-L	Total	Touchdowns	
				Rushing	Receiving
09/09/01	Washington	W	2	2	0
09/30/01	Cincinnati	W	3	3	0
09/22/02	at Arizona	W	2	2	0
09/29/02	New England	W	2	2	0
10/20/02	at Oakland	W	2	1	1
12/01/02	Denver	W	3	3	0
11/09/03	Minnesota	W	2	2	0
12/07/03	at Detroit	W	2	0	2
12/14/03	Green Bay	L	2	0	2
12/21/03	at Pittsburgh	L	2	2	0
12/28/03	Oakland	W	2	2	0
11/28/04	at Kansas City	W	2	2	0
12/05/04	Denver	W	2	2	0
12/19/04	at Cleveland	W	2	2	0
12/26/04	at Indianapolis	L	2	1	1
09/18/05	at Denver	L	2	2	0
09/25/05	New York Giants	W	3	3	0
10/02/05	at New England	W	2	2	0
10/16/05	at Oakland	W	2	1	1
11/06/05	at New York Jets	W	4	3	1
11/27/05	at Washington	W	3	3	0
09/17/06	Tennessee	W	2	2	0
10/15/06	at San Francisco	W	4	4	0
10/29/06	St. Louis	W	3	2	1
11/05/06	Cleveland	W	3	3	0
11/12/06	at Cincinnati	W	4	4	0
11/19/06	at Denver	W	4	3	1
11/26/06	Oakland	W	2	2	0

12/03/06	at Buffalo	W	2	2	0
12/10/06	Denver	W	3	3	0
12/17/06	Kansas City	W	2	2	0
01/14/07	New England+	L	2	2	0

By Opponent (incl. playoffs)

Opponent	Rushing					Receiving				
	No.	Yards	Avg.	Long	TD	No.	Yards	Avg.	Long	TD
Atlanta (1)	23	64	2.8	10	1	4	16	4.0	8	0
Arizona (3)	63	232	3.7	17	2	20	111	5.6	12	0
Baltimore (2)	49	203	4.1	29	1	9	58	6.4	14	0
Buffalo (4)	91	431	4.7	51t	4	10	58	5.8	12	0
Carolina (1)	17	47	2.8	16	1	3	13	4.3	7	0
Chicago (1)	16	61	3.8	14	1	4	21	5.3	10	0
Cincinnati (4)	80	420	5.3	38	9	14	163	11.6	30	0
Cleveland (4)	89	585	6.6	70t	7	9	48	5.3	11	0
Dallas (2)	46	162	3.5	16	1	2	27	13.5	27	0
Denver (12)	252	1,048	4.2	76	14	44	289	6.6	51t	1
Detroit (1)	25	88	3.5	14	0	9	148	16.4	73t	2
Green Bay (1)	20	51	2.6	12	0	11	144	13.1	68t	2
Houston (2)	53	205	3.9	32	1	4	2	0.5	6	0
Indianapolis (2)	45	157	3.5	16t	1	9	104	11.6	74t	1
Jacksonville (2)	29	94	3.2	22	1	8	108	13.5	54	0
Kansas City (11)	208	952	4.6	85t	7	56	354	6.3	37t	1
Miami (3)	59	182	3.1	16	1	14	94	6.7	18	0
Minnesota (1)	16	162	10.1	73t	2	6	45	7.5	23	0
at New York Giants (1)	21	192	9.1	62	3	6	28	4.7	9	0
New York Jets (4)	82	334	4.1	19	5	17	188	11.1	59	1
New England (4)	99	548	5.5	58t	7	12	131	11.0	58	0
New Orleans (1)	17	36	2.1	8	1	4	40	10.0	13	0
Oakland (12)	317	1,455	4.6	58	12	46	230	5.0	35t	2
Philadelphia (2)	36	58	1.6	13	0	8	39	4.9	11	0
Pittsburgh (3)	53	189	3.6	20	3	21	110	5.2	41	0
St. Louis (2)	49	303	6.2	51	3	6	81	13.5	26	1
San Francisco (2)	45	159	3.5	27	4	15	121	8.1	16	0
Seattle (4)	77	315	4.1	62	1	18	122	6.8	15	0
Tampa Bay (1)	25	131	5.2	35	1	4	19	4.8	10	0
Tennessee (2)	36	218	6.1	42	3	9	64	7.1	14	0
Washington (2)	61	297	4.7	41t	5	7	41	5.9	14	0
Totals	2,099	9,379	4.5	85t	102	409	3,017	7.4	74t	11

2006 Game-By-Game

Date	Opponent	Rushing					Receiving				
		No.	Yards	Avg.	Long	TD	No.	Yards	Avg.	Long	TD
09/11	at Oakland*	31	131	4.2	58	1	3	18	6.0	10	0
09/17	Tennessee*	19	71	3.7	15	2	7	51	7.3	14	0
10/01	at Baltimore*	26	98	3.8	29	0	1	7	7.0	7	0
10/08	Pittsburgh*	13	36	2.8	12	0	8	34	4.3	19	0
10/15	at San Francisco*	21	71	3.4	9	4	7	64	9.1	16	0
10/22	at Kansas City*	15	66	4.4	19	0	6	72	12.0	37t	1
10/29	St. Louis*	25	183	7.3	51	2	3	57	19.0	26	1
11/05	Cleveland*	18	172	9.6	41t	3	3	20	6.7	7	0
11/12	at Cincinnati*	22	104	4.7	17	4	6	54	9.0	19	0
11/19	at Denver*	20	105	5.3	24	3	3	74	24.7	51t	1
11/26	Oakland*	19	109	5.7	44	2	1	5	5.0	5	0
12/03	at Buffalo*	28	178	6.4	51t	2	3	14	4.7	7	0
12/10	Denver*	28	103	3.7	17	3	1	9	9.0	9	0
12/17	Kansas City*	25	199	8.0	85t	2	1	5	5.0	5	0
12/24	at Seattle*	22	123	5.6	62	0	1	10	10.0	10	0
12/31	Arizona*	16	66	4.1	11	0	2	14	7.0	12	0
	Season Totals	348	1815	5.2	85t	28	56	508	9.1	51t	3
01/14	New England*+	23	123	5.3	15	2	2	64	32.0	58	0

2005 Game-By-Game

Date	Opponent	Rushing					Receiving				
		No.	Yards	Avg.	Long	TD	No.	Yards	Avg.	Long	TD
09/11	Dallas*	19	72	3.8	10	1	0	0	0.0	0	0
09/18	at Denver*	19	52	2.7	16t	2	0	0	0.0	0	0
09/25	New York Giants*	21	192	9.1	62	3	6	28	4.7	9	0
10/02	at New England*	25	134	5.4	11	2	3	34	11.3	21	0

Continued next page





10/10	Pittsburgh*	18	62	3.4	14	1	7	68	9.7	41	0
10/16	at Oakland*	31	140	4.5	29	1	2	39	19.5	35t	1
10/23	at Philadelphia*	17	7	0.4	7	0	4	26	6.5	11	0
10/30	Kansas City*	17	69	4.1	15	0	3	23	7.7	16	0
11/06	at New York Jets*	25	107	4.3	16	3	3	46	15.3	25t	1
11/20	Buffalo*	19	67	3.5	19	1	3	22	7.3	12	0
11/27	at Washington*	25	184	7.4	41t	3	6	29	4.8	14	0
12/04	Oakland*	25	86	3.4	13	0	5	24	4.8	16	0
12/11	Miami*	21	75	3.6	16	0	1	0	0.0	0	0
12/18	at Indianapolis*	24	76	3.2	12	0	4	9	2.3	6	0
12/24	at Kansas City*	14	47	3.4	20	0	3	18	6.0	9	0
12/31	Denver*	19	92	4.8	28	1	1	4	4.0	4	0
Totals		339	1,462	4.3	62	18	51	370	7.3	41	2

2004 Game-By-Game

Date	Opponent	Rushing					Receiving				
		No.	Yards	Avg.	Long	TD	No.	Yards	Avg.	Long	TD
09/12	at Houston*	26	121	4.7	32	1	3	-4	-1.3	0	0
09/19	New York Jets*	19	87	4.6	19	1	3	76	25.3	59	0
09/26	at Denver*	22	60	2.7	16	0	3	10	3.3	7	0
10/03	Tennessee*	17	147	8.6	42	1	2	13	6.5	7	0
10/10	Jacksonville*	19	56	2.9	22	1	4	78	19.5	54	0
10/17	at Atlanta*	23	64	2.8	10	1	4	16	4.0	8	0
10/24	at Carolina*	17	47	2.8	16	1	3	13	4.3	7	0
10/31	Oakland*	19	71	3.7	15	1	1	7	7.0	7	0
11/07	New Orleans*	17	36	2.1	8	1	4	40	10.0	13	0
11/21	at Oakland*	37	164	4.4	16	1	1	9	9.0	9	0
11/28	at Kansas City*	21	46	2.2	14	2	10	57	5.7	10	0
12/05	Denver*	30	113	3.8	15	2	5	17	3.4	7	0
12/12	Tampa Bay*	25	131	5.2	35	1	4	19	4.8	10	0
12/19	at Cleveland*	26	111	4.3	20	2	1	-5	-5.0	-5	0
12/26	at Indianapolis*	21	81	3.9	16t	1	5	95	19.0	74t	1
01/02	Kansas City	Inactive									
Season Totals		339	1,335	3.9	42	17	53	441	8.3	74t	1
01/08	New York Jets*+	26	80	3.1	12	0	9	53	5.9	10	0

2003 Game-By-Game

Date	Opponent	Rushing					Receiving				
		No.	Yards	Avg.	Long	TD	No.	Yards	Avg.	Long	TD
09/07	at Kansas City*	13	34	2.6	8	0	5	27	5.4	10	0
09/14	Denver*	16	93	5.8	23	0	5	27	5.4	11	0
09/21	Baltimore*	23	105	4.6	17	1	8	51	6.4	14	0
09/28	at Oakland*	28	187	6.7	55t	1	7	24	3.4	10	0
10/05	at Jacksonville*	10	38	3.8	12	0	4	30	7.5	20	0
10/19	at Cleveland*	26	200	7.7	70t	1	3	21	7.0	11	0
10/27	Miami*	24	62	2.6	8	1	11	80	7.3	18	0
11/02	at Chicago*	16	61	3.8	14	1	4	21	5.3	10	0
11/09	Minnesota*	16	162	10.1	73t	2	6	45	7.5	23	0
11/16	at Denver*	8	29	3.6	16	0	4	16	4.0	9	0
11/23	Cincinnati*	16	95	5.9	38	1	4	49	12.3	15	0
11/30	Kansas City*	19	106	5.6	55	1	5	17	3.4	9	0
12/07	at Detroit*	25	88	3.5	14	0	9	148	16.4	73t	2
12/14	Green Bay*	20	51	2.6	12	0	11	144	13.1	68t	2
12/21	at Pittsburgh*	22	91	4.1	20	2	6	8	1.3	10	0
12/28	Oakland*	31	243	7.8	35	2	8	17	2.1	8	0
Totals		313	1,645	5.3	73t	13	100	725	7.3	73t	4

2002 Game-By-Game

Date	Opponent	Rushing					Receiving				
		No.	Yards	Avg.	Long	TD	No.	Yards	Avg.	Long	TD
09/08	at Cincinnati*	21	114	5.4	17	1	3	45	15.0	30	0
09/15	Houston*	27	84	3.1	10	0	1	6	6.0	6	0
09/22	at Arizona*	26	91	3.5	17	2	5	25	5.0	9	0
09/29	New England*	27	217	8.0	58t	2	4	20	5.0	8	0
10/06	at Denver*	14	48	3.4	17	0	7	49	7.0	10	0
10/13	Kansas City*	20	78	3.9	11	1	9	78	8.7	22	0
10/20	at Oakland*	39	153	3.9	19t	1	5	28	5.6	11	1
11/03	New York Jets*	12	60	5.0	15	1	2	13	6.5	10	0
11/10	at St. Louis*	24	120	5.0	30	1	3	24	8.0	11	0
11/17	San Francisco*	24	88	3.6	27	0	8	57	7.1	16	0
11/24	at Miami*	14	45	3.2	9	0	2	14	7.0	12	0



12/01	Denver*	37	220	5.9	76	3	11	51	4.6	14	0
12/08	Oakland*	18	57	3.2	15	1	4	22	5.5	8	0
12/15	at Buffalo*	28	110	3.9	31	1	3	13	4.3	7	0
12/22	at Kansas City*	24	131	5.5	34	0	9	26	2.8	13	0
12/29	Seattle*	17	67	3.9	21	0	3	18	6.0	12	0
	Totals	372	1,683	4.5	76	14	79	489	6.2	30	1

2001 Game-By-Game

Date	Opponent	Rushing					Receiving				
		No.	Yards	Avg.	Long	TD	No.	Yards	Avg.	Long	TD
09/09	Washington*	36	113	3.1	9	2	1	12	12.0	12	0
09/23	at Dallas*	27	90	3.3	16	0	2	27	13.5	27	0
09/30	Cincinnati*	21	107	5.1	23	3	1	15	15.0	15	0
10/07	at Cleveland*	19	102	5.7	54	1	2	12	6.0	6	0
10/14	at New England*	24	74	3.1	14	1	3	13	4.3	7	0
10/21	Denver*	25	58	2.3	20	0	1	11	11.0	11	0
10/28	Buffalo*	16	76	4.8	20	0	1	9	9.0	9	0
11/04	Kansas City*	13	31	2.4	8t	1	2	20	10.0	14	0
11/11	at Denver*	14	75	5.4	22	0	3	21	7.0	9	0
11/18	at Oakland*	22	68	3.1	10	1	3	14	4.7	7	0
11/25	Arizona*	21	75	3.6	13	0	13	72	5.5	9	0
12/02	at Seattle*	24	87	3.6	19	1	4	26	6.5	15	0
12/09	at Philadelphia*	19	51	2.7	13	0	4	13	3.3	9	0
12/15	Oakland*	17	46	2.7	9	0	6	23	3.8	7	0
12/23	at Kansas City*	27	145	5.4	34	0	3	11	3.7	6	0
12/30	Seattle*	14	38	2.7	9	0	10	68	6.8	13	0
	Totals	339	1,236	3.6	54	10	59	367	6.2	27	0

* Denotes starter

+ Denotes postseason game



MICHAEL TURNER

Running Back
5-10, 237
3rd NFL Season
3rd with Chargers

Northern Illinois
Draft 5B - '04
North Chicago HS
Chicago, Ill.

33

Michael Turner became one of the NFL's hottest commodities in 2006. He is feared not only as a powerful and bruising running back, but also as one of the league's steadiest kickoff return men. His services are so highly coveted that Chargers General Manager A.J. Smith placed the highest possible tender on Turner, requiring first and third-round draft picks from any team interested in signing the Bolts budding star.

Turner and NFL MVP LaDainian Tomlinson gave the Bolts running game a potent 1-2 punch as San Diego set a team record and ranked second in the league with 2,578 yards rushing. Turner was responsible for 502 of those yards and his 6.3-yard per carry average was the second-highest in the league among the NFL's Top 50 rushers.

On kickoff returns, Turner was a threat every time he touched the ball. He finished the year ranked fourth in the NFL with an average of 26.5 yards per return and he tied Buffalo's Terrence

McGee for third in the league with six returns of 40+ yards. Turner had two of his biggest 40-plus-yard returns in the second half of the Chargers' Nov. 19 win at Denver on NBC's Sunday Night Football when the Bolts overcame a 17-point deficit to win their first-ever game at Invesco Field and their first win in Denver, period, since the finale of the 1999 season. As a team, the Chargers and New York Jets tied for the NFL lead with eight kickoff returns of 40 yards or longer.

Away from football, Michael enjoys watching movies and spending time with his family back in Chicago. He also likes to hunt. Michael has five brothers. One of his brothers, Damon, went to Illinois State on a football scholarship and younger twin brothers, Kevin and Keith, are both graduates of the University of Illinois.

One of Michael's most recognizable features is the 3-4 inch goatee that he's grown since before the 2004 NFL Draft.



Continued next page

TRANSACTION HISTORY: Fifth-round choice (154) by San Diego, April 25, 2004...signed three-year contract, July 29, 2004...signed new one-year contract, April 26, 2007.

2006: Selected to USA Today's All-Joe Team... capped off season opening 27-0 win at Oakland with one-yard touchdown run in fourth quarter...racked up second-career 100-yard game with 138 yards against Tennessee Sept. 17...30-yard run on first play of fourth quarter helped move Chargers into scoring position and set up touchdown pass from Philip Rivers to Vincent Jackson to give Bolts 33-0 edge over Titans...set up Bolts' final touchdown of game with 73-yard run late in fourth quarter, tying for seventh-longest run from scrimmage in team history...took ball from Chargers' 12-yard line to Titans' 15-yard line and two plays later, Charlie Whitehurst scored on 14-yard run for final points in 40-7 win...led team with 56 yards rushing in Oct. 8 Sunday Night Football game against Pittsburgh... then-career-long 51-yard kickoff return on opening kickoff of second half led to field goal that cut deficit to 13-10 and set stage for quarter in which Bolts outscored Steelers 10-0 to seize control of game...helped Chargers to first touchdown with five-yard carry on third-and-one play during game's opening drive against St. Louis Oct. 29...Bolts scored touchdown three plays later to take 7-0 lead...then helped put away Rams with 14-yard touchdown run that gave Bolts 31-10 lead early in fourth quarter...21-yard run helped set up team's final touchdown in 32-25 win over Cleveland Nov. 5...helped ignite Chargers' second-half comeback win in Cincinnati with season-high 188 yards in kickoff returns, including 49 yarder in third quarter that helped ignite touchdown drive...also had 49-yard return in first half against Bengals...had two 40+ returns in Nov. 19 win at Denver that both ignited touchdown drives...in third quarter, 40-yard return after Denver scored TD on INT return helped start touchdown drive that got Chargers back to within 10 points (24-14)...then in fourth quarter after Denver kicked field goal to take 27-21 lead, had 44-yard return that set up drive which ended with touchdown pass that allowed Bolts to seize lead, 28-27...strained hamstring in practice week leading up to Oakland game Nov. 26 and was inactive Weeks 11-13...returned to action Week 14 vs. K.C. and helped set up Chargers' first touchdown of game with 25-yard run on perfectly executed fake punt in first quarter...led to 15-yard TD run by Tomlinson three plays later...in third quarter after Chiefs had kicked field goal to get within 14-6, broke off season-long 58-yard kickoff return that would set up field goal to push lead back to 11 points at 17-6...helped set up early third-quarter field goal at Seattle with 21-yard run...carry came on first-and-21 play right after Tomlinson had 48-yard touchdown run negated by penalty...four plays later Bolts kicked FG for 10-0 lead...played entire fourth quarter against

Arizona Dec. 31 and had four big carries late in the period after Cardinals had kicked field goal to climb within 27-20...rushed four straight times for 19 yards, including three-yard rush on late third-and-two play...two plays after first down, Lorenzo Neal popped 43-yard run to put game away...scored first-career postseason touchdown on six-yard run in Jan. 14 divisional playoff game against New England. **2005:** Rushed for 44 yards on 11 carries at New England Oct. 2...had big 18- and seven-yard runs during third quarter touchdown drive that gave Chargers 31-17 lead over Patriots...later had 46-yard touchdown run in fourth quarter negated by holding penalty...spelled LaDainian Tomlinson at Oakland Oct. 16 and finished game with 50 yards on seven carries...set up second-quarter touchdown pass from Tomlinson to Peelle with consecutive eight- and nine-yard carries to Raiders' two yard line...turned in huge play on last play of third quarter of Chiefs game Oct. 30...with Bolts leading 21-10, Dante Hall was on long punt return and on way to touchdown when Turner tackled him from behind at Chargers' 35-yard line after 52-yard return...Chiefs settled for field goal on drive and never got closer than eight points as Bolts held on for 28-20 win...capped off scoring with first-career touchdown on eight-yard run in fourth quarter of 48-10 win over Buffalo Nov. 20...took over in second quarter of Raiders game Dec. 4 for injured Tomlinson and capped off drive with two-yard touchdown run...carried four times for 15 yards on drive...secured victory over 13-0 Indianapolis with game-clinching 83-yard touchdown run late in fourth quarter...third-longest run from scrimmage in club history and longest since 1962...had been called to duty after Tomlinson pulled himself out of game with chest injury...finished game with 113 yards for first-career 100-yard game...earlier in third quarter, had 17-yard run on third-and-one play during field-goal drive that gave Chargers 16-0 lead. **2004:** Played on special teams Weeks 1-11 and 14-15...inactive Weeks 12-13...18-yard kickoff return at Indianapolis Dec. 26...started and led team with 87 yards rushing on 15 carries against Kansas City Jan. 2...inactive for Wild Card Playoff game, Jan. 8.

COLLEGE: Left campus ranked 13th on NCAA all-time rushing list with 4,941 yards...second-most rushing yards in Mid-American Conference annals...set school rushing records for yards (4,941), carries (940), touchdowns (43) and 100-yard games (21)...shattered school mark for all-purpose yards (6,038)...second in school history for total points scored (288)...second-team All-America by *NFL Draft Report* as junior and senior...second-team All-America by *Sporting News* as senior and third-team as junior...second-team by *Sports Illustrated* and *College Sports Report* and third-team by *Associated Press*...first-team All-MAC as junior and senior...second-leading rusher in nation with 1,648 yards as senior...MAC Player of Year by *College Football News*,

second-team All-America by *Football News*, third-team by *Pro Football Weekly* and honorable mention by *Sports Illustrated* as junior...nation's second-leading rusher as junior with 1,915 yards, including career-high 282 against Western Illinois...rushed for 230 yards in first college game against Eastern Michigan...played at Northern Illinois from 2000-03...liberal arts and science major.

PERSONAL: Born in Waukegan, Illinois...all-conference at North Chicago High School in Chicago...all-county by *Waukegan News-Sun*...all-state by *Champaign News-Gazette*...offensive player of year and team MVP as senior...all conference, all-county and team MVP as junior...lettered in track, winning county and sectional titles in 100 meters as senior...captured sectional 100-meter title as junior.

Year	Team	G-S	Rushing				Receiving			
			No.-Yds.	Avg.	Long	TD	No.-Yds.	Avg.	Long	TD
2004	San Diego	14-1	20-104	5.2	30	0	4-8	2.0	7	0
2005	San Diego	16-0	57-335	5.9	83t	3	0-0	0.0	0	0
2006	San Diego	13-0	80-502	6.3	73	2	3-47	15.7	30	0
Totals		43-1	157-941	6.0	83t	5	7-55	7.9	30	0
Postseason		1-0	3-24	8.0	17	1	0-0	0.0	0	0

Kickoff Returns

Year	No.-Yds.	Avg.	Long	TD
2004	1-18	18.0	18	0
2005	1-0	0.0	0	0
2006	36-954	26.5	58	0
Totals	38-972	25.6	58	0
Postseason	3-75	25.0	32	0

Single-game Highs

- Rushing Attempts — 15, vs. Kansas City, Jan. 2, 2005
- Rushing Yards — 138, vs. Tennessee, Sept. 17, 2006
- Rushing Long — 83t, at Indianapolis, Dec. 18, 2005
- Rushing TDs — 1, five times, Last: vs. St. Louis, Oct. 29, 2006
- Rushing Long TD — 83t, at Indianapolis, Dec. 18, 2005
- Kickoff Returns — 6, at Cincinnati, Nov. 12, 2006
- Kickoff Return Yards — 188, at Cincinnati, Nov. 12, 2006
- Kickoff Return Long — 58, vs. Kansas City, Dec. 17, 2006

Additional Statistics

Special Teams Tackles — **2004, 2;** **2005, 4;** **2006, 3;** **Total, 9.**

2006 Game-By-Game

Date	Opponent	Rushing					Kickoff Returns				
		No.	Yards	Avg.	Long	TD	No.	Yards	Avg.	Long	TD
09/11	at Oakland	10	37	3.7	9	1	1	20	20.0	20	0
09/17	Tennessee	13	138	10.6	73	0	2	26	13.0	23	0
10/01	at Baltimore	7	46	6.6	19	0	2	63	31.5	32	0
10/08	Pittsburgh	11	56	5.1	23	0	2	66	33.0	51	0
10/15	at San Francisco	1	0	0.0	0	0	3	35	11.7	20	0
10/22	at Kansas City	4	18	4.5	6	0	2	47	23.5	24	0
10/29	St. Louis	5	28	5.6	14t	1	3	64	21.3	22	0
11/05	Cleveland	2	21	10.5	21	0	4	92	23.0	25	0
11/12	at Cincinnati	1	1	1.0	1	0	6	188	31.3	49	0
11/19	at Denver	4	12	3.0	11	0	4	146	36.5	44	0
11/26	Oakland	Inactive									
12/03	at Buffalo	Inactive									
12/10	Denver	Inactive									
12/17	Kansas City	7	58	8.3	25	0	4	137	34.3	58	0
12/24	at Seattle	4	29	7.3	21	0	3	70	23.3	27	0
12/31	Arizona	11	58	5.3	14	0	0	0	0.0	--	0
Totals		80	502	6.3	73	2	36	954	26.5	58	0
01/14	New England+	3	24	8.0	17	1	3	75	25.0	32	0

2005 Game-By-Game

Date	Opponent	Rushing				
		No.	Yards	Avg.	Long	TD
09/11	Dallas	2	7	3.5	7	0
09/18	at Denver	1	6	6.0	6	0
09/25	at New York Giants	7	12	1.7	4	0
10/02	at New England	11	44	4.0	18	0
10/10	Pittsburgh	0	0	0.0	0	0
10/16	at Oakland	7	50	7.1	15	0



Continued next page



10/23	at Philadelphia	0	0	0.0	0	0
10/30	Kansas City	0	0	0.0	0	0
11/06	at New York Jets	4	18	4.5	6	0
11/20	Buffalo	8	48	6.0	9	1
11/27	at Washington	0	0	0.0	0	0
12/04	Oakland	7	34	4.9	14	1
12/11	Miami	1	4	4.0	4	0
12/18	at Indianapolis	8	113	14.1	83t	1
12/24	at Kansas City	0	0	0.0	0	0
12/31	Denver	1	-1	-1.0	-1	0
Totals		57	335	5.9	83t	3

2004 Game-By-Game

Date	Opponent	Rushing				
		No.	Yards	Avg.	Long	TD
09/12	at Houston	0	0	0.0	0	0
09/19	New York Jets	0	0	0.0	0	0
09/26	at Denver	0	0	0.0	0	0
10/03	Tennessee	0	0	0.0	0	0
10/10	Jacksonville	0	0	0.0	0	0
10/17	at Atlanta	0	0	0.0	0	0
10/24	at Carolina	0	0	0.0	0	0
10/31	Oakland	0	0	0.0	0	0
11/07	New Orleans	5	17	3.4	8	0
11/21	at Oakland	0	0	0.0	0	0
11/28	at Kansas City	0	0	0.0	0	0
12/05	Denver			Inactive		
12/12	Tampa Bay			Inactive		
12/19	at Cleveland	0	0	0.0	0	0
12/26	at Indianapolis	0	0	0.0	0	0
01/02	Kansas City*	15	87	5.8	30	0
	Season Totals	20	104	5.2	30	0
01/08	New York Jets+			Inactive		

* Denotes starter

+ Denotes postseason game

VETERANS & RETURNING PLAYERS



BILLY VOLEK

Quarterback
6-2, 214
8th NFL Season
2nd with Chargers

Fresno State
Trade (Tennessee) - '06
Clovis West HS
Fresno, Calif.

7

Acquired in an early-season trade with the Tennessee Titans in 2006, quarterback Billy Volek is the backup to Philip Rivers in San Diego.

Billy spent 10 years of his childhood in the small town of Walla Walla, Wash., where former Titans' teammate Peter Sirmon and former Dallas Cowboys quarterback Drew Bledsoe were raised. Volek, who is the same age as Sirmon and four years younger than Bledsoe, became friends with both future NFL players at an early age. Billy's older brother, Joe, was best friends with Sirmon's older brother, John. Billy's dad, John Volek, is a former head football coach at Sacramento State and Fresno (Calif.) City College and is now the athletic director at Sierra College in Rocklin, California.

Billy played collegiately at Fresno State and is one of several quarterbacks from the school who have gone on to have successful NFL



careers, including Trent Dilfer, David Carr and Kevin Sweeney. Carr, the first pick in the 2002 NFL Draft, was Volek's backup during his junior and senior seasons.

Since 1970, Billy leads all NFL quarterbacks in passing yards (2,789) in his first 10 starts. During a two-game stretch in 2004, Volek passed for 426 yards against Kansas City and 492 yards at Oakland, becoming only the fourth player in NFL history to record back-to-back 400-yard passing games and just the second player in NFL history to record 900 or more passing yards over a two-game span.

In a list of favorites, Volek selected "Braveheart" and "Dumb and Dumber" as his favorite movies; SportsCenter as his favorite TV show; Tom Hanks as his favorite actor; Jennifer Garner





as his favorite actress; *The Beastie Boys* as his favorite band; *The Bible* as his favorite book; *Golden Tee* as his favorite video game; *Walter Payton* as his sports hero; a *Mercedes Benz 555* as his favorite

car; the *NBA's Sacramento Kings* as his favorite sports team; *math* as his favorite subject in school and *Morton's Steakhouse* as his favorite restaurant.

TRANSACTION HISTORY: Signed with Tennessee as undrafted rookie, April 20, 2000...signed four-year contract with Titans, March 25, 2004...traded to Chargers for sixth-round draft choice in 2007, Sept. 19, 2006.

2006: Spent Weeks 1-2 as third quarterback for Tennessee Titans...was inactive as third quarterback for Chargers Weeks 3-5...did not play as backup quarterback Weeks 6-15...saw limited action Week 16 against Arizona while Philip Rivers was out with foot injury...took one snap at end of first quarter and took over at end of third quarter...did not play in playoff game vs. New England. **2005:** Made lone start of season on Arizona Oct. 23...connected with rookie wide receiver Brandon Jones for 38-yard touchdown pass on opening drive...left game late in fourth quarter due to concussion and did not return...replaced injured Steve McNair at Miami Dec. 24 in second quarter and threw career-long 55-yard touchdown pass to Drew Bennett...threw four-yard touchdown pass to Ben Troupe in fourth quarter at Jacksonville Jan. 1...later threw pass that was tipped and caught by Bo Scaife for 10-yard touchdown. **2004:** Started eight games while McNair was out with sternum injury...passed for 426 yards against Kansas City Dec. 13 and 492 yards at Oakland Dec. 19 to become fourth player in NFL history with back to back 400-yard passing games...others were former Chargers quarterback Dan Fouts (1982), Dan Marino (1984) and Phil Simms (1985)...with 918 passing yards in two weeks, became second player in NFL history to record 900 or more passing yards over two-game span...Simms passed for 945 yards in 1985 in consecutive games against Dallas and at Cincinnati...made second-career start at San Diego Oct. 3 and completed 39 passes, second-most in Titans' history...threw two touchdown passes at Cincinnati in Halloween day 27-20 win...threw one-yard touchdown pass to Shad Meier on final play of first half of Bengals game...recorded first-career 300-yard game with 334 yards and touchdown passes of 29 yards to Derrick Mason in first quarter and 47 yards to Drew Bennett in fourth quarter at Chicago Nov. 14...threw three first-quarter touchdown passes to Drew Bennett of 48, 28 and 48 yards at Indianapolis Dec. 5 while leading team to franchise-record 24 first-quarter points...went six of nine for 180 yards and three touchdowns in quarter...completed 29 of 43 for 426 yards and four touchdowns with no interceptions for career-high 130.6 passer rating against K.C. Dec. 13...threw touchdown passes of 42, 22 and seven yards to Drew Bennett and four yards to Derrick Mason...yardage total (426) was fifth-highest in franchise history...completed

passes to 10 different receivers in Chiefs game...went 40 of 60 for 492 yards and four touchdowns for second consecutive week at Oakland Dec. 19...threw three touchdown passes of 17 and 23 yards to Drew Bennett, seven yards to Ben Troupe and three yards to Derrick Mason...also scored touchdown on one-yard quarterback sneak...60 passing attempts tied George Blanda (Nov. 7, 1965) for second-most in franchise history...also was second-most single-game completions and yards in team history...left Jan. 2 game against Detroit in fourth quarter with shoulder injury.

2003: Played in first-career game, filling in for injured McNair at Indianapolis Sept. 14...threw first-career touchdown pass covering 50 yards to Eddie Berlin on fake punt in first quarter of 37-17 win at Carolina Oct. 19...replaced injured McNair again at Atlanta Nov. 23 with team trailing 21-14 and led three scoring drives, including one that ended with 14-yard touchdown pass to Justin McCareins in fourth quarter of 38-31 win over Falcons...made first-career start at Buffalo Dec. 14 for injured McNair and led squad to 28-26 victory...threw for 295 yards and two scores against Bills...found Derrick Mason nine times for 137 yards, including passes of 32 and 37 yards in fourth quarter...scored first career touchdown on one-yard quarterback sneak to give team 28-20 lead...suffered lacerated spleen during game and was put on "Reserve-Injured" list Dec. 18 due to injury. **2002:** Spent entire season as emergency third-string quarterback behind Steve McNair and Neil O'Donnell...declared inactive for all 16 regular season and two postseason games. **2001:** Inactive for 14 games and played in one contest...served as O'Donnell's backup but did not play at Jacksonville Sept. 23...played in first-career game at Minnesota Dec. 9. **2000:** Served as McNair's backup vs. Baltimore Nov. 12 and was the third-string emergency quarterback for remaining 15 games and Jan. 7 playoff game against Baltimore.

COLLEGE: Three-year starter at Fresno State, who threw 57 touchdown passes and only 12 interceptions during career...team MVP as senior and first-team All-Western Athletic Conference after passing for 2,559 yards, 30 touchdowns and only three interceptions on 235 of 355 passing for 153.0 quarterback rating...led Bulldogs to Las Vegas Bowl as senior...in final regular-season game for Bulldogs, threw career-high five touchdown passes against San Jose State...ranked second in WAC as junior with pass efficiency rating of 131.7...redshirted in 1995...played at Fresno State from 1995-99...majored in theology.

PERSONAL: Born in Hemet, California... named Northwest Yosemite League Offensive Player of Year

Continued next page



after his senior season at Clovis West High School in Fresno, Calif....participated in numerous charitable activities in Tennessee, including visits to schools, hospitals and soldiers of 101st Airborne Division stationed at Ft. Campbell, Kentucky...also participated

in Special Olympics events with former teammate Frank Wycheck and performed public service announcements for Tennessee Humane Society... married, Kerri, and couple has daughter, Morgan, and sons, Carter and Benett.

Year	Team	G-S	Passing Att.-Comp.	Yards	Pct.	TD	Int.	Long	Sacks-Lost	Pass Rating
2000	Tennessee	0-0	0-0	0	.000	0	0	0	0-0	0.0
2001	Tennessee	1-0	3-0	0	.000	0	0	0	0-0	39.6
2002	Tennessee	0-0	0-0	0	.000	0	0	0	0-0	0.0
2003	Tennessee	7-1	69-44	545	.638	4	1	50t	6-45	101.4
2004	Tennessee	10-8	357-218	2,486	.611	18	10	48t	30-216	87.1
2006	San Diego	1-0	2-1	4	.500	0	0	4	1-6	56.3
2005	Tennessee	6-1	88-50	474	.568	4	2	55t	9-45	77.6
2006	Tennessee	0-0	0-0	0	.000	0	0	0	0-0	0.0
Totals		25-10	519-313	3,509	.603	26	13	55t	46-312	86.8

Year	Rushing Att.-Yds.	Avg.	Long	TD
2003	11-4	0.4	5	1
2004	11-50	4.5	14	1
2005	1-3	3.0	3	0
2006	3-(-3)	-1.0	-1	0
Totals	26-54	2.1	14	2

Single-game Highs

- Attempts — 60, at Oakland, Dec. 19, 2004
- Completions — 40, at Oakland, Dec. 19, 2004
- Yards — 492, at Oakland, Dec. 19, 2004
- Passing Touchdowns — 4, vs. Kansas City, Dec. 13, 2004
- Interceptions — 3, at Minnesota, Oct. 24, 2004
- Long — 55t, vs. Miami, Dec. 24, 2005
- Completion Percentage (min. 10 att.) — .674, vs. Kansas City, Dec. 13, 2004
- Passer Rating (min. 10 att.) — 130.6, vs. Kansas City, Dec. 13, 2004



CHARLIE WHITEHURST

Quarterback
6-4, 227
2nd NFL Season
2nd with Chargers

Clemson
Draft 3 - '06
Chattahoochee HS
Alpharetta, Ga.



In the third round of last year's NFL Draft, the Chargers added a second-generation NFL quarterback to the roster with the selection of former Clemson standout Charlie Whitehurst. An honor roll student throughout college, Charlie earned his degree in marketing in December 2004, a full year before his eligibility expired.

Charlie left the South Carolina campus as the Atlantic Coast Conference's third all-time leading passer. One of the players who ranked ahead of

him is now a teammate in San Diego, starting quarterback Philip Rivers.

Charlie's dad David played quarterback for the Green Bay Packers from 1976-1983. One of David's teammates in Green Bay was Chargers wide receivers coach and Hall of Fame wide receiver James Lofton.

Charlie is not the only former Clemson Tiger in the family. His sister, Carrie, recently finished her eligibility as a forward on Clemson's women's basketball team.



VETERANS & RETURNING PLAYERS

TRANSACTION HISTORY: Third-round draft choice (81) by San Diego, April 29, 2006...signed four-year contract, July 25, 2006.

2006: Did not play Weeks 1, 3-4...took over for Philip Rivers late in fourth quarter of Tennessee game Sept. 17 and scored first-career NFL touchdown on 14-yard run...played one series against Titans and did not attempt any passes...closed out S.F. game Oct. 15 with kneel down on final play of game...inactive as third quarterback Weeks 6-16 and for playoff game vs. New England.

COLLEGE: Second-team All-Atlantic Coast Conference as senior in 2005 after posting nation's fifth-highest completion percentage...finished career with 25 wins as starter, second-most in school history behind Rodney Williams' 32 from 1985-88...eight fourth-quarter comeback wins during career... seven career wins over top-25 teams, tying school career record with Williams...included three wins over top-10 teams...only second quarterback in school history to beat two top-10 teams in single season...only quarterback in 103-game history of series to post 4-0 record

as starter against South Carolina...only quarterback in ACC history with multiple starts and winning record against Florida State...went 2-1 against Seminoles, including 16-point win in 2003 and 21-point Senior Day win in 2005...FSU was ranked No. 3 prior to 2003 meeting, giving Tigers win against highest ranked team in school history...led fourth-quarter comeback win at Miami in 2004...was only 'Canes third loss in 176 games since 1985 when entering fourth quarter with lead...graduated from Clemson with 46 school records, including career passing yardage, completions, touchdowns passes, completion percentage and 300-yard passing games...in win over No. 6 ranked Tennessee at 2003 Chick-fil-A Peach Bowl he was named ESPN/Capital One Player of Game... passed for school-record 420 yards and four touchdowns in first-career start at Duke... played at Clemson from 2001-05...redshirted in 2001...graduated with degree in marketing.

PERSONAL: Born in Green Bay, Wisconsin...highly decorated quarterback at Chattahoochee High School in Alpharetta, Georgia...also lettered in baseball as outfielder and first baseman.

Year	Team	G-S	Passing Att.-Comp.	Yards	Pct.	TD	Int.	Long	Sacks-Lost	Pass Rating
2006	San Diego	2-0	0-0	0	.000	0	0	0	0-0	0.0

Year	Rushing Att.-Yds.	Avg.	Long	TD
2006	2-13	6.5	14t	1



MATT WILHELM

Linebacker
6-4, 245
5th NFL Season
5th with Chargers

Ohio State
Draft 4 - '03
Elyria Catholic HS
Lorain, Ohio

57

The Chargers believe that Matt Wilhelm has a bright future ahead of him as a starting inside linebacker. That's why the Bolts inked the former Ohio State Buckeye to a five-year contract extension last December. Now the Chargers have him locked up through the 2011 season.

In addition to his experience as a linebacker, Wilhelm has become one of the team's top special teams players. Last year he had 15 tackles on the specialty units, fourth-highest on the team.

Matt enjoys playing golf and basketball, spending time with his teammates and his new

bride, Vanessa. The Wilhelms were married in April 2007 and vacationed shortly thereafter in the Bahamas. Over the summer, they took a more formal honeymoon, traveling to Paris, Monte Carlo and St. Tropez. The Wilhelm's pet is a Miniature Pinscher named Diesel.

In college, Matt had a couple of interesting superstitions. He wore the same game shoes for his final three seasons and on the night before each game, he would sleep in the bed closest to the window.

TRANSACTION HISTORY: Fourth-round choice (112) by San Diego, April 27, 2003...signed with Chargers, July 19, 2003...re-signed one-year contract, April 19, 2006...signed five-year contract extension through 2011, Dec. 23, 2006.

2006: Played Weeks 1-16 & divisional playoff game on defense and special teams...tied for team high with two special teams tackles Sept. 17 against Tennessee...second on squad with two special teams tackles against Pittsburgh Oct. 8 and he and Clinton

Continued next page



Hart combined to tackle Bryant McFadden for two-yard loss on fake punt attempt in first quarter...had big hand in Bolts' 21-14 win over Oakland Nov. 26 by tipping pass at line of scrimmage that was intercepted by Drayton Florence on first play after two-minute warning in fourth quarter...interception came on fourth-and-13 play and Chargers ran out clock for win...also tied for team high with two special teams stops against Raiders...collected pair of special teams tackles in Dec. 24 game at Seattle. **2005:** Tied for third on team with 15 special teams tackles...credited with two special teams tackles at New England Oct. 2...second on squad with two special teams stops at Oakland Oct. 16...tallied three tackles as reserve linebacker against Kansas City Oct. 30...led team with three special teams tackles at New York Jets Nov. 6...intercepted pass off JP Losman in third quarter of 48-10 win over Buffalo Nov. 20...his pick ended team's streak of 10 consecutive quarters without interception...Bolts kicked field goal after interception to take 41-10 lead...outstanding all-around effort in ESPN Sunday Night Football game against Oakland Dec. 4 with sack, three tackles on defense and team-high three tackles on special teams... seven-yard sack came on third-and-eight play late in fourth quarter to force Raiders punt...in 26-17 win at Indianapolis Dec. 18, collected two special teams tackles and forced fumble on kickoff following field goal that gave Bolts 19-17 lead in fourth quarter. **2004:** Inactive Weeks

1-9...played in first game of season Week 10 at Oakland and had one tackle on special teams...tied for team-high with two special teams stops against Tampa Bay Dec. 12...led squad with two tackles on special teams at Indianapolis Dec. 26...first-career interception along with five tackles and two passes defensed against Kansas City Jan. 2...saw action on special teams during Wild Card Playoff game vs. New York Jan. 8. **2003:** Lone two tackles on special teams against Minnesota Nov. 9...played in first-career game on special teams against Baltimore Sept. 21...inactive Weeks 1-2, 4-8 and 10-16.

COLLEGE: First-team All-Big Ten Conference selection as senior...recipient of Randy Gradishar Award as team's top linebacker as junior...led team with career-high 121 tackles senior season...led team with 10 tackles in 2003 Fiesta Bowl victory against Miami for National Championship... finished career with 266 tackles, eight sacks, 44 stops for loss, three interceptions and four forced fumbles...ranked sixth on the school's career-record list for tackles for loss...played at Ohio State from 1999-2002...majored in communications.

PERSONAL: Born in Oberlin, Ohio...first team all-state selection at Elyria Catholic High School in Lorain, Ohio.

Year	Team	G-S	Tack.-Asst.	Total	Sacks-Yds.	Int.-Yds.	Long	TD	Pass	Fumbles
									Def.	For.-Rec.
2003	San Diego	2-0	0-0	0	0-0	0-0	0	0	0	0-0
2004	San Diego	7-0	5-0	5	0-0	1-0	0	0	2	0-0
2005	San Diego	16-0	13-3	16	1-7	1-10	10	0	1	0-0
2006	San Diego	16-0	6-8	14	0-0	0-0	0	0	3	0-0
	Totals	41-0	24-11	35	1-7	2-10	10	0	6	0-0
	Postseason	2-0	0-0	0	0-0	0-0	0	0	0	0-0

Single-game Highs

Tackles — 5, twice, Last: at Buffalo, Dec. 3, 2006
 Sacks — 1, vs. Oakland, Dec. 4, 2005
 Interceptions — 1, twice, Last: vs. Buffalo, Nov. 20, 2005
 Interception Return Yards — 10, vs. Buffalo, Nov. 20, 2005
 Interception Return Long — 10, vs. Buffalo, Nov. 20, 2005

Additional Statistics

Tackles for Loss — **2006**, 1.
 Special Teams Tackles — **2003**, 2; **2004**, 8; **2005**, 15; **2006**, 15; **Total**, 40.
 Special Teams Forced Fumbles — **2005**, 1.

Additional Postseason Statistics

Special Teams Tackles — **2006**, 1.

VETERANS & RETURNING PLAYERS



JAMAL WILLIAMS

Defensive Tackle
6-3, 348
10th NFL Season
10th with Chargers

Oklahoma State
Draft 2 (Supp.) - '98
Arch Bishop Carroll HS
Washington, D.C.

76

The National Football League has finally taken notice of what football fans in San Diego have known for a long time. Jamal Williams is the best 3-4 defensive tackle in the NFL today.

The anchor of the league's seventh-ranked run defense, Williams comes into 2007 off his second-straight Pro Bowl season, one which was surrounded with selections to a host of All-Pro teams. Williams had a banner year, posting a career-high 84 tackles to rank third overall on San Diego's defense.

In seven of Williams' nine seasons in San Diego, the Chargers have ranked in the league's Top 10 in rushing defense, including league-leading seasons in 1998 and 2005. Only once during his Chargers' tenure has the unit ranked below 11th in the league's final rankings.

One particular area in which San Diego's defense

excels with Williams in the lineup is when it comes to forcing the opponent off the field in three plays or less. In 2006, the Bolts forced their opponents off the field in three plays or less with a punt, fumble or an interception 76 times in 207 total drives, an impressive .367 three-and-out percentage.

Williams is widely regarded as one of the most physically imposing defensive tackles in the NFL. It's natural, considering he comes from a family in which he was the second oldest of seven boys all raised by his mother, Harriet, a single parent. She is now retired, but spent years working as a correctional officer at a juvenile facility in Louisville, Kentucky. Jamal's younger brother, Kwesi, played cornerback at Morehead State and had a free agent tryout with the Chargers in 2006.

TRANSACTION HISTORY: Second-round choice in Supplemental Draft, July 9, 1998... signed with Chargers, Aug. 6, 1998...re-signed, April 11, 2000 and May 11, 2001... signed five-year contract extension through 2010, May 26, 2005.

2006: Starter in 2007 Pro Bowl...first-team All-Pro by Associated Press, Sporting News, USA Today Sports Weekly, Pro Football Weekly & The Professional Football Writers of America...also earned first-team All-AFC honors from PFW and PFWA...Chargers co-Lineman of Year...started Weeks 1-16...collected

sack and pair of tackles in Sept. 11 season opener at Oakland while helping hold Raiders to 87 yards rushing...sacked Aaron Brooks for seven-yard loss on first down play in third quarter...logged four stops and helped hold Tennessee to 55 yards rushing Week 2...Chargers Alumni Player of Week after leading defensive line with seven stops at Baltimore Oct. 1...AFC Defensive Player of Week and USA Today's Unsung Hero of Week after dominating Pittsburgh's Pro Bowl center Jeff Hartings and guard Alan Faneca in 23-13 NBC Sunday Night Football victory over defending Super Bowl Champions Oct. 8...finished game with sack and team-leading eight tackles, including one for loss...helped Bolts hold Pittsburgh to 68 yards on ground...four-yard sack came on second-and-13 play during Steelers' first series after Chargers had taken 17-13 lead in fourth quarter...it helped force punt and Bolts drove for field goal on

ensuing drive to increase their lead to 20-13...also stopped Willie Parker for one-yard loss in first quarter...delivered highlight-reel bruising hit against Kansas City's Samie Parker on reverse in fourth quarter of game at Arrowhead Stadium Oct. 22...racked up career-high 12 tackles against Cleveland Nov. 5 and helped hold Browns to 89 yards rushing...anchored run defense that held Oakland to 84 total yards and average of just 3.2 yards per carry in 21-14 win Nov. 26...collected tackle for loss among six stops and helped hold Buffalo to 63 yards rushing in Dec. 3 game at Ralph Wilson Stadium...he and Shaun Phillips combined to tackle Bills' Willis McGahee for two-yard loss on second play of game...led defensive line with six tackles and helped hold Kansas City to 90 yards and 0 TDs rushing on Dec. 17 at Qualcomm stadium after Chiefs had rushed for 134 yards and two scores in first game at Arrowhead Stadium...led defensive line and tied for team high with 11 tackles at Seattle Dec. 24...started AFC Playoff game vs. New England...collected sack and tackle for loss among four stops in AFC-NFC Pro Bowl...stopped Steven Jackson for one-yard loss on NFC's first play of third quarter...sacked Tony Romo for three-yard loss on third-and-10 play early in fourth quarter. **2005: Named starter for**



2006 Pro Bowl...All-Pro by Associated Press, Sporting News and ESPN.com... All-AFC by Pro Football Weekly and Professional Football Writers of America...Chargers Defensive Player of Year and Lineman of Year...led team with eight

Continued next page



tackles for loss...tied career high with 53 tackles...lone tackle was for loss in season opener against Dallas...recovered fumble on opening drive of game at Denver Sept. 18 after Randall Godfrey popped ball loose from Mike Anderson at Chargers' two-yard line...tallied two stops, both for loss, in Oct. 2 win at New England...second tackle for loss was for -2 yards against Corey Dillon and forced punt three plays later...on ensuing possession Chargers scored touchdown to take 10-7 lead...racked up two tackles for loss among six stops versus Pittsburgh on Monday Night Football Oct. 10...helped hold Philadelphia to season-low 24 yards rushing Oct. 23, just one week after holding Oakland to 39 yards rushing...batted down key third-down pass during late fourth-quarter goal-line stand in 31-26 win over New York Jets Nov. 6...helped hold Oakland to 81 rushing yards in ESPN Sunday Night Football game Dec. 4 with 24 yards coming on final play of game...**Chargers Alumni Player of Week** after logging tackle for loss among six stops in game against Miami Dec. 11...tackle was against Ricky Williams for one-yard loss on third-and-two play in fourth quarter, however was called for tripping penalty on play resulting in first down...four plays later, Dolphins kicked field goal to take 23-14 lead...shared three-yard tackle for loss with Shawne Merriman in first quarter of 26-17 win over Indianapolis Dec. 18...took place on first play of Colts' second drive of game and led to interception by Drayton Florence on following play...closed out campaign with season-high eight tackles, including one for loss, in Dec. 31 game versus Denver. **2004: First-alternate to Pro Bowl...first-team All-Pro by Sports Illustrated.com...second-team All-Pro by Associated Press and Football Digest...named to**

USA Today's All-Joe Team...Chargers Defensive Player of Year and Lineman of Year...anchored NFL's No. 3 ranked run defense...unit held opponents to 81.7 rush yards per game while only allowing two rushes of more than 20 yards...held opponents to 3.7 yards per carry...**Chargers Alumni Player of Week** after collecting sack and season-high four tackles at Denver Sept. 26...set career high with two sacks against Jacksonville Oct. 10...turned in another four-tackle game at Atlanta Oct. 17...had tackle for loss among two stops against Oakland Oct. 31...recorded nine-yard sack and pass defended on back-to-back plays against Denver Dec. 5...did not play against Kansas City Jan. 2...tallied two tackles in Wild Card Playoff game against Jets Jan. 8. **2003: Tallied sack and forced fumble against Oakland Dec. 28... returned to starting lineup against Green Bay and responded with season-high four tackles...inactive Week 13 after having minor knee procedure Dec. 1...had tackle for loss against Kansas City Nov. 30...tallied one tackle for loss against Miami Oct. 27... had tackle for loss at Oakland Sept. 28. **2002: Recipient of Ed Block Courage Award**...placed on "Reserve-Injured" list Dec. 4 after suffering dislocated ankle in game against Denver Dec. 1 when he was hit from behind...finished season with 24 tackles, 2.5 sacks, two passes defended and one forced fumble...had sack against Broncos before suffering injury...sack and forced fumble at Miami Nov. 24...tied season high with four stops against New York Nov. 3...one-half sack at Oakland Oct. 20...also tallied four tackles against New England Sept. 29 and Arizona Sept. 22. **2001: Started first three games at defensive tackle before being placed on "Reserve-Injured" list Oct. 3 with left knee injury...had two tackles and****

VETERANS & RETURNING PLAYERS

SPORTS
HATS OFF
Forward pr
SPORTS
DAILY JUN



2007 Pro Bowl

Photo: Mike Nowak

one fumble recovery. **2000:** Set career high with 53 tackles...one of six players on defense to start all 16 games...had at least one tackle in every game...had career-high six tackles in four games, including versus New Orleans Sept. 10, versus Denver Oct. 8, at Seattle Nov. 5 and versus Kansas City Nov. 26...lone sack of season came at Denver Nov. 19. **1999:** Finished season with 26 tackles, one sack and two passes defended ...played in all 16 contests with two starts at defensive tackle...started at Minnesota Nov. 28 and versus Cleveland Dec. 5...had lone sack in season finale at Denver Jan. 2, 2000. **1998:** Scored

touchdown on 14-yard interception return at Seattle Dec. 13.

COLLEGE: First team All-Big 12 conference selection...finished career with 117 tackles and 9.5 sacks...attended Kemper Military Academy in Missouri in 1996...played at Oklahoma State in 1995 and 1997...majored in sociology.

PERSONAL: Born in Washington, D.C...SuperPrep All-America at Arch Bishop Carroll High School in Washington D.C....daughters Joy Danielle and Jasmine.

Year	Team	G-S	Tack.-Asst.	Total	Sacks-Yds.	Int.-Yds.	Long	TD	Pass Def.	Fumbles For.-Rec.
1998	San Diego	9-0	5-1	6	0-0	1-14	14t	1	1	0-0
1999	San Diego	16-2	22-4	26	1-3	0-0	0	0	2	0-0
2000	San Diego	16-16	46-7	53	1-6	0-0	0	0	1	1-0
2001	San Diego	3-3	2-0	2	0-0	0-0	0	0	0	0-1
2002	San Diego	12-10	20-3	23	2.5-14	0-0	0	0	2	1-0
2003	San Diego	15-15	24-9	33	1-0	0-0	0	0	1	1-0
2006	San Diego	16-16	44-40	84	2-11	0-0	0	0	2	0-0
2004	San Diego	15-15	25-7	32	4-16	0-0	0	0	4	0-0
2005	San Diego	16-16	40-13	53	0-0	0-0	0	0	4	0-1
Totals		118-93	228-84	312	11.5-50	1-14	14t	1	17	3-2
Postseason		2-2	5-0	5	0-0	0-0	0	0	0	0-0

Single-game Highs

- Tackles — 12, vs. Cleveland, Nov. 5, 2006
- Sacks — 2, vs. Jacksonville, Oct. 10, 2004
- Interceptions — 1, at Seattle, Dec. 13, 1998
- Interception Return Yards — 14t, at Seattle, Dec. 13, 1998
- Interception Return Long — 14t, at Seattle, Dec. 13, 1998
- Interception Return for Touchdown — 1, at Seattle, Dec. 13, 1998

Postseason Single-game Highs

- Tackles — 3, vs. New England Patriots, Jan. 14, 2007

Additional Statistics

- Tackles for Loss — **2004, 1; 2005, 8; 2006, 2.**



CORY WITHROW

Center-Guard
6-2, 287
8th NFL Season
2nd with Chargers

Washington State
Free Agent - '06
Mead HS
Spokane, Wash.

65

Signed in 2006 during training camp, Cory Withrow brings experience and depth to the Chargers' offensive line. Cory saw his most extensive action of the 2006 season when he filled in for an injured Nick Hardwick during the Chargers' Nov. 12 game at Cincinnati in which the Bolts overcame a 21-point second-half deficit to pull out a thrilling 49-41 win en route to winning the AFC West title. Shortly after the 2006 season came to a close, the Chargers rewarded Cory with a new three-year

contract that will keep him with the Chargers through 2009.

Away from football, Cory enjoys basketball, golf, riding roller coasters and spending time with his family. Throughout his career, Cory has enjoyed being involved in community service projects where he is able to work with children and the elderly. In Minnesota in 2003, he started a program called "Cory's Kids" in conjunction with the Fairview-University Children's Hospital in Minnesota.



Continued next page



VETERANS & RETURNING PLAYERS

TRANSACTION HISTORY: Signed with Minnesota as undrafted rookie, May 4, 1998...waived by Vikings, Aug. 30, 1998...signed to Cincinnati's practice squad, Dec. 18, 1998...re-signed with Bengals, Jan. 5, 1999...waived April 15, 1999...re-signed with Minnesota, April 30, 1999...waived by Vikings, Sept. 5, 1999...re-signed to Vikings' practice squad, Sept. 7, 1999...signed to Minnesota's active roster, Oct. 27, 1999...waived Nov. 30, 1999...signed back to Vikings' practice squad Dec. 2, 1999...re-signed with Minnesota, March 14, 2000...re-signed with Vikings, April 3, 2002...re-signed with Vikings, April 28, 2004...re-signed with Vikings, March 29, 2005...signed one year contract with Chargers, Aug. 9, 2006...re-signed to three-year deal with Chargers, March 9, 2007.

2006: Did not play Week 1...saw late action in Week 2 game against Tennessee at center and helped deliver key blocks during 73-yard run by Michael Turner and 14-yard touchdown run by quarterback Charlie Whitehurst two plays later...did not play Weeks 3-4 & 6-7...saw late action Week 5 at S.F. and on special teams Weeks 8-16 and in AFC Divisional Playoff game vs. New England...briefly filled in at center for injured Nick Hardwick (ankle) in Nov. 12 contest at Cincinnati...offense did not miss beat as he entered game with Bolts at Cincinnati's eight-yard line...three plays later, Chargers scored touchdown on two-yard run by LT to climb back within 38-35...saw brief action at center in third quarter of Denver game Dec. 10 and at Seattle Dec. 24. **2005:** Started Weeks 1-4, 10 & 15-16 at center for injured Marvin Fowler. **2004:** Filled in for injured Matt Birk vs. Chicago Sept. 26...Started second career game and first at center in overtime win at Houston Oct. 10...started vs. Jacksonville Nov. 28, at Chicago Dec. 5 and vs. Seattle Dec. 12 while Birk was sidelined with his second sports hernia of season...also started Dec. 19 at Detroit and helped protect Daunte Culpepper, who completed 25 of 35 for 404 yards and 3 TDs in 28-27 comeback win...played as reserve vs. Green Bay Dec. 24 and at Washington Jan. 2...played in both postseason games at Green Bay Jan. 9 and at Philadelphia Jan. 16. **2003:** Saw time on offense vs. Chicago Sept. 14...returned squib kickoff eight yards at Atlanta Oct. 5. **2002:** Saw time at left and right guard as part of Vikings offensive line rotation in Sept. 8 opener against Chicago...lined up in backfield as blocking back at Seattle Sept. 29...Saw extensive time at left guard for injured Corbin Lacinia at Tampa Bay Nov. 3...lined up at fullback and as tackle-eligible in Dec. 29 season finale at Detroit. **2001:** Saw time at

right guard vs. Chicago Nov. 25 when David Dixon left game early with calf injury...made first career start when he opened at right guard for Dixon at Pittsburgh Dec. 2...played right and left guard vs. Tennessee Dec. 9. **2000:** Played special teams in Sept. 3 season opener vs. Chicago for first-career NFL game action...saw first action from scrimmage in fourth quarter as reserve tackle at Detroit Oct. 1...saw first playing time of season at center vs. Arizona Nov. 12...saw time in NFC Divisional Playoffs vs. New Orleans Jan. 6 and NFC Championship game at N.Y. Giants Jan. 14. **1999:** Spent Weeks 1-7 on Minnesota's practice squad...Dressed for at Denver Oct. 31 and vs. Dallas Nov. 8 but did not play...spent last five weeks of season and both playoff games on Vikings' practice squad. **1998:** Spent Weeks 15-16 on Cincinnati's practice squad.

COLLEGE: Started 34 straight games to close out college career...second-team All-Pac-10 and offensive team captain as senior...also as senior, Offensive Lineman of Game vs. USC, Illinois and Arizona...earned scholarship in 1994 after walking on as freshman...Redshirted in 1993...played at Washington State from 1993-97...earned degree in biology education.

PERSONAL: Born in Spokane, Washington...three-sport letterman at Mead High School in Spokane...all-state offensive and defensive tackle as senior...lettered in baseball and basketball...married, Kiersten...has twins, Makenzie and Maguire, and daughter Mara.

Games Played-Started: **1999** (0-0, Minnesota); **2000** (12-0, Minnesota); **2001** (16-1, Minnesota); **2002** (16-0, Minnesota); **2003** (8-0, Minnesota); **2004** (12-5, Minnesota); **2005** (16-7, Minnesota); **2006** (11-0, San Diego); **Total** (91-13).

Postseason Games Played-Started: **2000** (2-0, Minnesota); **2004** (2-0, Minnesota); **2006** (1-0, San Diego); **Total** (5-0).



Mike Nowak

DRAFT PICKS, UNDRAFTED ROOKIES, FIRST-YEAR & NFL EUROPE FREE AGENTS

Linebacker Shawne Merriman, the Chargers' top pick in the 2005 NFL Draft, had an All-Pro season in 2006 while leading the NFL with 17 sacks. It was a career-high for Merriman and the second-highest sack total in team history.



CRAIG DAVIS

Wide Receiver
6-1, 202
Rookie NFL Season
1st with Chargers

Louisiana State
Draft 1 - '07
Walker HS
New Orleans, La.

84

With their top pick in the 2007 NFL Draft, the Chargers selected LSU's Craig Davis. A tireless worker, Davis spent the summer before his senior season at LSU running routes and catching passes from Peyton and Eli Manning at the annual Manning Passing Academy in Thibodaux, Louisiana.

Davis experienced many highs and lows during his collegiate career in Baton Rouge. The highs included winning a National Championship as a freshman in 2003; the ritual walk down "The Hill" into LSU's Tiger Stadium, and his first-ever live game action as a redshirt freshman in the '03 Southeastern Conference opener against Georgia.

The lows included enduring the destruction and devastation that ravaged the South when Hurricane Katrina hit just before his junior season was set to begin in 2005. Katrina forced the relocation of a home game against Arizona State,



and it pushed back the Tigers' next home game against Tennessee to a Monday night, a game that Craig will remember for the rest of his life. It was the first major sporting event in the state following the Hurricane. He will also remember having 14 of his family members staying in his Baton Rouge apartment as their New Orleans' homes were either badly damaged or destroyed. And following the devastation, Davis lent his time to the relief effort, unloading trucks and helping collect clothing donations at the school's Maravich Assembly Center.

An arts and sciences major at LSU, Davis' hobbies include fishing, baseball, video games and watching old war movies. His second cousin on his mother's side is Gabe Franklin, a cornerback for the Chargers who played for the Cologne Centurions of NFL Europa in 2007.



TRANSACTION HISTORY: Selected by Chargers in first round (30) of NFL Draft, April 28, 2007.

COLLEGE: Finished career as school's seventh all-time leading receiver with 141 catches and 2,107 yards...only seventh player in school history to eclipse 2,000 career receiving yards...caught pass in 35-straight games to close out career...scored seven touchdowns as receiver and one on punt returns...second-team All-Southeastern Conference return specialist as senior...redshirted in 2002...played at

LSU from 2003-06...arts and sciences major...led team in receiving as sophomore.

PERSONAL: Born in New Orleans, Louisiana... All-America wide receiver at Walker High School in New Orleans...also lined up at split end, quarterback, punter and place kicker as senior...caught 82 passes for 1,171 yards and 16 touchdowns in leading Walker to Class 4A state championship game as senior...runner up for state title as junior...also lettered in baseball.

Year	Team	G-S	Receiving			Long	TD	Rushing		
			No.-Yds.	Avg.	TD			No.-Yds.	Avg.	Long
2003	Louisiana State	9-0	7-63	9.0	17	0	0-0	0.0	0	0
2004	Louisiana State	12-8	43-649	15.3	42	1	1-5	5.0	5	0
2005	Louisiana State	11-5	35-559	16.0	51	2	0-0	0.0	0	0
2006	Louisiana State	12-12	56-836	14.9	47	4	4-15	3.8	8	0
Totals		44-25	141-2,107	14.9	51	7	5-20	4.0	8	0

Year	Punt Returns			
	No.-Yds.	Avg.	Long	TD
2006	11-142	12.9	77	1

DRAFT PICKS, UNDRRAFTED ROOKIES & FREE AGENTS



ERIC WEDDLE

Safety
5-11, 200
Rookie NFL Season
1st with Chargers

Utah
Draft 2 - '07
Alta Loma HS
Alta Loma, Calif.

32

In the second round of the 2007 NFL Draft, Chargers General Manager A.J. Smith brokered a trade with Chicago to move up 25 spots in the round so that he could draft former collegiate jack-of-all-trades, Eric Weddle from the University of Utah.

An extremely smart and versatile player, Weddle saw action as a safety, cornerback, quarterback, running back, punter and punt returner during his Utes' career. He also was involved in special teams on Utah's punt and kickoff units, and as a holder on placements. Primarily a defender, Weddle scored 11 touchdowns during his career, including six as a rusher, three on interception returns, one on a fumble return, and he threw a touchdown pass.

Weddle and his wife, Chanel, who attended Utah State on a soccer scholarship, are high school sweethearts. They are expecting their first child in January 2008. Eric and Chanel were married in July 2005 in La Jolla, California, just before Eric's junior

season at Utah. That year, Eric and Chanel lived near the Utah State campus in Ogden, Utah and Eric commuted nearly an hour each way.

Growing up about an hour north of San Diego in Alta Loma, California, the Weddle family has been Chargers fans for some time, particularly Eric's mother, Debbie, and father, Steve. Eric's mom is an elementary school teacher who has logged more than 30 years in the classroom.

Weddle is an avid golfer who plays to a seven or eight handicap and he bowls once or twice a week, averaging in the 170 range. His other hobbies include baseball, basketball and watching movies with Chanel. The Weddles have a Golden Retriever named Chloe.

A special education major at Utah, Weddle tutored students with learning disabilities while he was in school. He also visited Utah's Primary Children's Hospital, spoke to children at schools and at the youth correctional facility in Salt Lake City and volunteered for the Food Bank.

TRANSACTION HISTORY: Selected by Chargers in second round (37) of NFL Draft, April 28, 2007.

COLLEGE: Mountain West Conference Defensive Player of Year in 2005 and 2006...second-team All-America choice as junior and consensus first-team choice as senior...first Ute since Luther Elliss in 1994 to earn consensus All-America honors...first-team All-MWC as junior and senior...Defensive MVP of 2005 Emerald Bowl...second-team all-conference, honor roll, Dean's List student and elected to school's Football Leadership Committee as sophomore in 2004...Freshman All America, All-MWC honorable mention and Academic All-MWC pick as frosh in 2003...set school record by forcing nine career fumbles...MWC record and second in school annals with 18 career interceptions...also second on Utah list with three INT returns for touchdowns...ranked eighth in country with seven interceptions as senior, tying conference record and ranking second on school's single-season list...only player in school and conference history to score touchdowns passing, rushing, on interception

return and fumble return in season (2006) and career...Walter Camp National Player of Week after 2006 game against San Diego State in which he intercepted three passes, returning two for touchdowns, and ran for another score...also in '06, was on field for 90 plays in game against Air Force, scoring two rushing touchdowns and held winning field goal in 17-14 Utah victory...interception late in fourth quarter against Tulsa in 2006 Armed Forces Bowl sealed victory in final collegiate game...played at Utah from 2003-06...majored in special education.

PERSONAL: Born in Fontana, California...two-time Mt. Baldy League Offensive and Defensive MVP, three-time all-league choice, two-time All-CIF selection and league Rookie of Year at Alta Loma High School in Alta Loma, California...intercepted five passes, forced five fumbles, rushed for 22 scores and threw five touchdown passes as senior...helped lead Braves to 2000 Mt. Baldy League championship...lettered in basketball and baseball.

Continued next page



Year	Team	G-S	Tack.-Asst.	Total	Sacks-Yds.	Int.-Yds.	Long	TD	Pass Def.	Fumbles For.-Rec.
2003	Utah	12-9	29-31	60	4-30	3-0	0	0	4	4-1
2004	Utah	11-11	47-28	75	1-3	4-34	34	0	5	1-1
2005	Utah	12-12	49-29	78	4-29	4-34	24	1	12	3-1
2006	Utah	13-13	40-24	64	1-7	7-80	30	2	2	1-3
Totals		48-45	165-112	277	10-69	18-148	34	3	23	9-6

Year	Rushing No.-Yds.	Avg.	Long	TD
2003	1-(-6)	-6.0	-6	0
2005	7-35	5.0	16	1
2006	44-203	4.6	13	5
Totals	52-229	4.4	16	6

Year	Punt Returns No.-Yds.	Avg.	Long	TD
2004	20-210	10.5	31	0
2005	24-154	6.4	22	0
2006	8-44	5.5	17	0
Totals	52-408	7.8	31	0

Additional Statistics

Passing — **2005**, 0-2, 0 yards, 1 Int.; **2006**, 2-4, 43 yards, Long 25, 1 TD.
Punting — **2005**, 2-46, 23.0 avg., Long 34.



ANTHONY WATERS

Linebacker
6-3, 238
Rookie NFL Season
1st with Chargers

Clemson
Draft 3 - '07
Lake View HS
Lake View, S.C.

53

Anthony Waters has been overcoming long odds his entire life. To get to San Diego he had to overcome a potentially career-ending knee injury in the first game of his senior season at Clemson. He also had to overcome a tough upbringing, one in which he was raised in a house with eight brothers and sisters by a single-parent, his mother Lynette, and one that also saw two of his older brothers spend time in jail. His oldest brother is still incarcerated and facing a potential life sentence. Lynette works at Anthony's alma mater, Lake View High School, and even with nine children, still finds time to volunteer at a local nursing home.

Yet none of these factors prevented Anthony from reaching his goals of becoming the first member of the Waters family to graduate from college and to play in the NFL. He achieved both. Last December he walked across the stage at Clemson's Littlejohn Coliseum to accept his degree in sports management and in April, the Chargers selected him in the third round of the 2007 NFL Draft. To earn his degree, one of the last things Waters had to do was complete a 400-hour internship in the Tigers' sports information department.



While he was sidelined during his senior season, Waters was still considered one of the team's leaders. The coaching staff allowed him to travel with the team and his teammates voted him a team captain. The coaching staff also allowed him to dress out for the team's final home game of the season against in-state rival South Carolina so that Waters could touch Howard's Rock one last time and then make a final walk down "The Hill" and into Clemson's Memorial Stadium with his teammates.

Waters now shares his success story with others. He spends time counseling local youth and helping them work to achieve the same goals that he set for himself. Anthony regularly returns to his hometown of Lake View, South Carolina (pop. 800) where he speaks to children of all ages in the town's elementary, middle and high schools. The former senior class president at Lake View High credits several of his former coaches for helping him steer clear of trouble. They include his former football coach and Clemson alum, Jewell McLaurin; the school's baseball coach, Kip Herlong, as well as assistant football coaches Kenny Rogers and Daryl King. And while he was at Clemson, Anthony also helped a family member in need, bringing his younger brother, Henri, to live with him at

DRAFT PICKS, UNDRAFTED ROOKIES & FREE AGENTS



school at a time when he was beginning to slip into trouble back home. Waters is also very close with the Clemson fans. Before his senior season was set to begin, Waters made



a surprise visit to the home of a Tigers fan who suffers from Downs Syndrome and presented the man with one of his old Clemson game jerseys.

TRANSACTION HISTORY: Third-round choice (96) in NFL Draft, April 28, 2007.

COLLEGE: Sat out almost entire senior season after injuring knee in third quarter of season opener against Florida Atlantic...honorable mention All-Atlantic Coast Conference selection as junior after leading team with 109 tackles and leading ACC with 74 solo stops...recipient of team's Solid Rock Award in 2005, given by coaches to squad's outstanding linebacker...during junior season, named team's player

of game following outings vs. Maryland, N.C. State and Duke...redshirted in 2002...played at Clemson from 2002-06...graduated in December 2006 with degree in sports management.

PERSONAL: Born in Dillon, South Carolina...Offensive Player of Year and all-state selection as senior at Lake View High School...saw time as prep at LB, RB, DE, WR and punter...as senior, scored 27 total touchdowns and led team in rushing, receiving and tackles.

Year	Team	G-S	Tack.-Asst.	Total	Sacks-Yds.	Int.-Yds.	Long	TD	Pass Def.	Fumbles For.-Rec.
2003	Clemson	13-0	24-11	35	0-0	0-0	0	0	0	0-0
2004	Clemson	11-11	46-24	70	2-21	0-0	0	0	1	1-0
2005	Clemson	11-11	74-35	109	1.5-9	0-0	0	0	7	0-0
2006	Clemson	1-1	2-1	3	0-0	0-0	0	0	0	0-0
Totals		36-23	146-71	217	3.5-30	0-0	0	0	8	1-0



SCOTT CHANDLER

Tight End
6-7, 265
Rookie NFL Season
1st with Chargers

lowa
Draft 4 - '07
Southlake Carroll HS
Southlake, Tex.

87

The Chargers felt fortunate to land tall, long-armed tight end Scott Chandler from the University of Iowa. A converted wide receiver with very good hands, Chandler demonstrated big-play ability during offseason practices, repeatedly hauling in deep passes down the field. As a senior at Iowa, 27 of his 44 catches netted first downs, including 12 such catches on third and fourth down plays.



Chandler, whose brother is former Hawkeyes quarterback Nathan Chandler, is the fifth former Iowa tight end to be drafted by an NFL team since 2000. The list includes Dallas Clark, a 2003 first-round choice of the defending Super Bowl Champion Indianapolis Colts. Scott and Nathan played together at Iowa during Scott's freshman season in 2003.

TRANSACTION HISTORY: Selected by Chargers in fourth-round (129) of NFL Draft, April 29, 2007... signed four-year contract, June 5, 2007.

COLLEGE: Finished career ranked second in school history among tight ends with 117 receptions and 1,467 yards...spent freshman and sophomore seasons as wide receiver and converted to tight end as junior...recipient of 2005 Coaches Appreciation Award in first season as tight end after leading team

with 47 catches for 552 yards and two touchdowns...team's second-leading receiver as senior...played at Iowa from 2003-06...graduated in May 2007 with degree in marketing.

PERSONAL: Born in Bedford, Texas...Academic All-District selection and member of National Honor Society at Southlake Carroll High School in Southlake, Texas...all-district and honorable mention all-state as senior while helping lead team to 16-0 record and

Continued next page

Class 5A Division II state title...caught 68 passes for 1,203 yards and 18 touchdowns for title team... Southlake Carroll moved from Class 4A to Class 5A

before his senior season and became first team in Texas prep history to win state title after making such move...also lettered in basketball.

Year	Team	G-S	Receiving			Long	TD
			No.-Yds.	Avg.			
2003	Iowa	6-0	0-0	0.0	0	0	
2004	Iowa	12-0	24-324	13.5	46	2	
2005	Iowa	12-10	47-552	11.7	37	2	
2006	Iowa	12-12	46-591	12.8	64	6	
Totals		42-22	117-1,467	12.5	64	10	



LEGEDU NAALEE

Fullback-Wide Receiver
6-2, 226
Rookie NFL Season
1st with Chargers

Boise State
Draft 5 - '07
Franklin HS
Portland, Ore.

40

Versatile H-Back and wide receiver Legedu Naanee (LEG-a-doo Nah-NAY) from Boise State was part of the Broncos' squad that captured the nation's attention and shocked the college football establishment by upsetting the Oklahoma Sooners with a stunning come-from-behind, overtime win in the 2007 Tostitos Fiesta Bowl.



Naanee began his career at Boise State as a quarterback and was named Offensive Scout Team Player of the Year following his redshirt year in 2002 and his freshman year in 2003. The Broncos coaching staff moved him to wide receiver late in his sophomore season of 2004. By his junior

season in '05, Legedu started all 13 games for the Broncos at wide receiver.

Pound-for-pound, Naanee is one of the strongest players ever to play for the Broncos. As a freshman in 2003, he set several weight-lifting records for quarterbacks and as a sophomore in 2004, he set some of the same records for a wide receiver.

Naanee was born in Portland, Oregon, but his father, Agbora, was born in Nigeria in a village outside of Lagos. His first name, Legedu, means "Good is coming" in Nigerian and Naanee is the family surname. Legedu has been to Nigeria twice to visit family members who still live there.



TRANSACTION HISTORY: Fifth-round pick by Chargers (172) in NFL Draft, April 29, 2007.

from 2002-06...graduated in December 2006 with degree in business management.

COLLEGE: First-team All-Western Athletic Conference choice as senior after leading team in receptions and touchdown catches...caught career-high seven passes for 129 yards and touchdown, his first-career 100-yard game, in Broncos' BCS bowl-clinching win over Nevada in season finale...also led squad in TD catches as junior...redshirted in 2002...played at Boise State

PERSONAL: Born in Portland, Oregon...league offensive player of year as junior and senior at Franklin High School in Portland...earned first-team all-league honors as quarterback and defensive back...team captain who led team to state playoffs as senior...outstanding basketball player earned all-league honors as junior.

Year	Team	GP	Receiving			Long	TD	Rushing		
			No.-Yds.	Avg.				No.-Yds.	Avg.	Long
2003	Boise State	12	1-4	4.0	4	0	3-4	1.3	N/A	0
2004	Boise State	11	4-45	11.2	17	0	4-79	19.8	33	0
2005	Boise State	13	34-483	14.2	46	6	4-25	6.2	18	0
2006	Boise State	13	35-541	15.5	61	6	7-90	12.9	35	0
Totals		49	74-1,073	14.5	61	12	18-198	11.0	35	0

Additional Statistics

Passing — **2003**, 1-5, 27 yards, 1 Int.; **2006**, 0-1, 0 yards.

DRAFT PICKS, UNDRRAFTED ROOKIES & FREE AGENTS



BRANDON SILER

Linebacker
6-2, 239
Rookie NFL Season
1st with Chargers

Florida
Draft 7 - '07
Evans HS
Orlando, Fla.

59

A three-time All-Southeastern Conference selection, the Chargers may have made the steal of the 2007 NFL Draft with their selection of University of Florida linebacker Brandon Siler in the seventh round. A member of the Gators' 2007 BCS national championship team, Siler elected to leave school early and make himself available for the NFL Draft following his junior season. An academic honoree as well for his work in the classroom, Siler studied criminology in Gainesville.



To get himself ready for the draft, Siler spent several weeks training with Baltimore Ravens All-Pro linebacker Ray Lewis. And when draft day rolled around and Brandon slipped to the seventh round, it was Lewis who called him during the draft to offer words of encouragement. Lewis is a native of Lakeland, Florida who attended the University of Miami, while Siler is from Orlando, less than an hour drive from Lakeland. He and Lewis have maintained a close friendship.



TRANSACTION HISTORY: Seventh-round choice (240) by Chargers in NFL Draft, April 29, 2007.

COLLEGE: Second-team All-SEC by league's coaches and Associated Press as junior...earned third-team honors from coaches as sophomore...Academic All-District III choice in 2005...named SEC Freshman of Year by coaches in 2004 after leading Gators with 77 tackles...was only second true freshman to lead squad in tackles...also named to Scripps/Football Writers of America and Sporting News' Freshman All-America

first team...also named to SEC Freshman Academic Honor Roll...only second true...played at Florida from 2004-06...criminology major.

PERSONAL: Born in Daytona Beach, Florida...one of top prep outside linebackers in nation at Evans High School in Orlando, Fla....second-team all-state selection by Florida Sports Writers Association...also saw action as tight end...named MVP of 2003 California-Florida All-Star Game after recording two interceptions...graduated from Evans with 4.2 GPA.

Year	Team	G-S	Tack.-Asst.	Total	Sacks-Yds.	Int.-Yds.	Long	TD	Pass Def.	Fumbles For.-Rec.
2004	Florida	12-6	50-27	77	2-19	0-0	0	0	3	0-0
2005	Florida	12-12	33-31	64	4-21	0-0	0	0	4	0-7
2006	Florida	13-13	50-27	77	3-21	0-0	0	0	3	1-1
	Totals	37-31	133-85	218	9-61	0-0	0	0	10	1-8



PAUL OLIVER

Cornerback
5-10, 195
Rookie NFL Season
1st with Chargers

Georgia
Draft 4 (Supplemental) - '07
Harrison HS
Kennesaw, Ga.

25

The Chargers strengthened their depth in the secondary when they used a fourth-round selection in the 2007 Supplemental Draft to take Georgia cornerback Paul Oliver. The versatile, aggressive Oliver was to be one of the top defensive backs in college football when he chose

to enter the Supplemental Draft in July. Oliver became the first Charger selected a supplemental draft since the team used a second-round selection in 1998 to take two-time Pro Bowl defensive tackle Jamal Williams.

DRAFT PICKS, UNDRAFTED ROOKIES & FREE AGENTS



TRANSACTION HISTORY: Fourth-round draft choice by San Diego in the 2007 Supplemental Draft.

COLLEGE: Appeared in 38 games and started 15 in three seasons...as a junior, finished fifth on team with 57 tackles and added three interceptions as well as two sacks...limited Georgia Tech All-America WR Calvin Johnson to two catches and 13 yards at home as a junior...named team's Most Improved Defensive Player as a sophomore...recipient of Iron Man Award in 2002 for perfect attendance at offseason work-

outs...played at Georgia from 2003-06...redshirted in 2003...majored in housing.

PERSONAL: Born in Kennesaw, Georgia...Parade Magazine First-Team All-America and USA Today All-USA Second-Team as a senior at Harrison High School in Kennesaw...ranked top defensive back prospect in the nation by Rivals100.com...chose Georgia over numerous schools including Florida State, Michigan and Ohio State.

Games Played-Started: 2004 (12-0, Georgia); 2005 (13-2, Georgia); 2006 (13-13, Georgia); **Total** 38-15

UNDRAFTED ROOKIES, FIRST-YEAR & NFL EUROPE FREE AGENTS

LB ANTWAN APPLEWHITE

6-3, 246
San Diego State
Rookie NFL Season,
1st with Chargers
Free Agent - '07
Narbonne HS
Torrance, Calif.



TRANSACTION HISTORY: Signed two-year contract with Chargers as undrafted rookie, May 4, 2007.

COLLEGE: First-team All-Mountain West Conference as junior after leading league with seven sacks...honorable mention all-conference as sophomore...had biggest game of career as redshirt freshman in 2004 against 17th-ranked Michigan, intercepting first-career pass and returning it 75 yards to set up touchdown, while also adding sack...finished career with 126 tackles, 17 sacks and 22.5 tackles for loss...left school following junior season to enter NFL Draft...redshirted in 2003 and named scout team defensive player of year...played at San Diego State from 2003-2006...criminal justice major.

PERSONAL: Born in Los Angeles, California...all-league, all-area and all-region as senior at Narbonne High School in Torrance, Calif.

COLLEGE: Honorable Mention All-Big 12 as junior and senior...invited to play in 2007 Hula Bowl...scored only career touchdown on 40-yard fumble return against Washington State during senior campaign...finished career with 95 tackles, 11 passes defended and six interceptions...redshirted in 2002...played at Baylor from 2002-2006...sociology major.

PERSONAL: Born in San Jose, California...San Antonio Express-News Defensive Player of Year and all-district choice as senior at James Madison High School in San Antonio, Texas...honorable mention all-state pick as junior...lined up at defensive back and wide receiver...also lettered in track.

S TRA BATTLE

5-11, 173
Georgia
Rookie NFL Season,
1st with Chargers
Free Agent - '07
Mary Persons HS
Forsyth, Ga.



TRANSACTION HISTORY: Signed two-year contract with Chargers as undrafted rookie, May 4, 2007.

COLLEGE: Associated Press third-team All-America and second team All-SEC as senior...also named first-team all-conference by league's coaches...SEC and Walter Camp National Defensive Player of the Week following school record-gyng three-interception game versus fifth-ranked Auburn during 2006 season...collected all three picks, including one returned for touchdown, in first half...special teams captain as senior and recipient of team's David Jacobs Award for showing courage to overcome adversity...recipient of team's Iron Man Award for not missing practice or summer workout in 2004...part of senior class that finished 40-12, including 3-1 in bowl games, while playing in two SEC Championship Games, winning

CB ANTHONY ARLINE

6-2, 198
Baylor
Rookie NFL Season,
1st with Chargers
Free Agent - '07
Madison HS
San Antonio, Tex.



TRANSACTION HISTORY: Signed two-year contract with Chargers as undrafted rookie, May 4, 2007.

DRAFT PICKS, UNDATED ROOKIES & FREE AGENTS

league title in 2005...finished career with 155 tackles and eight interceptions...played at Georgia from 2003-2006...chemistry major.

PERSONAL: Born in Forsyth, Georgia...All-Middle Georgia selection as senior at Mary Persons High School in Forsyth...also lettered in track where he qualified for state championships...cousin of former Arizona Cardinals and Dallas Cowboys defensive end, Pepi Zellner.

C MARK BIHL

6-4, 398

Michigan
Rookie NFL Season,
1st with Chargers

Free Agent - '07
Washington Court House HS
Washington Court House, Ohio



TRANSACTION HISTORY: Signed two-year contract with Chargers as undrafted rookie, May 4, 2007.

COLLEGE: Second-team All-Big Ten by coaches and media as senior...starter as junior and senior...named to school's Athletic Academic Achievement list in 2006 and as redshirt in 2002...co-recipient of team's Robert P. Ufer Bequest as senior for showing most enthusiasm and school spirit...as senior, started all 13 games at center...made final career start against USC in 2007 Rose Bowl...redshirted in 2002...played at Michigan from 2002-2006...history major.

PERSONAL: Born in Washington Court House, Ohio... First-team All-Ohio, Academic All-Ohio and Buckeye Conference Defensive Player of Year as senior at Washington Court House High School...recipient of Clarence A. Christian, Jr. Award, given by Kiwanis and Record-Herald to excellence in athletics, academics and community leadership...invited to play in Big 33 All-Star game following senior season...two-time state champion, as well as all-state, all-region, all district and all-league in shot put...played basketball as frosh and soph.

RB ELDRA BUCKLEY

5-9, 207

Tennessee-Chattanooga
Rookie NFL Season,
1st with Chargers

Free Agent - '07
Charleston HS
Charleston, Miss.



TRANSACTION HISTORY: Signed two-year contract with Chargers as undrafted rookie, May 4, 2007.

COLLEGE: First-team All-Southern Conference choice as junior and senior...Invited to play in Magnolia

Gridiron Classic All-Star Game following senior season... contest pitted Division I-AA all-stars against select Division I-A players...Southern Conference Player of Month, September 2006...also named conference's player of week following '06 games against Appalachian State and Citadel...posted 210 rush yards against defending national champion App. State... rushed for school-record 1,233 yards as junior and won Scrappy Moore Award as team MVP, along with selection as offensive MVP...finished career at UTC with 2,437 yards and 18 touchdowns...first-team Junior College All-America and MVP of Mississippi Junior College North Division as sophomore at Northwest Community College in 2004...played at NCC from 2003-04...played at Tennessee-Chattanooga from 2005-06...first-team Junior College All-America in 2004...sociology major.

PERSONAL: Born in Charleston, Mississippi...standout prep running back at Charleston High School.

T JEROME CLARY

6-6, 306

Kansas State
1st NFL Season,
2nd with Chargers

Draft 6A - '06
Mansfield HS
Mansfield, Texas



TRANSACTION HISTORY: Sixth-round draft choice (187) by San Diego, April 30, 2006...signed four-year contract with Chargers, July 25, 2006...waived Sept. 2, 2006...re-signed to practice squad, Sept. 4, 2006... signed new one-year contract with Chargers, Jan. 16, 2007.

PRO: Spent entire 2006 season on Chargers practice squad.

COLLEGE: Second-team All-Big 12 selection as senior by Associated Press, *Kansas City Star*, *Austin American-Statesman*, *Dallas Morning News*, *Fort Worth Star Telegram*, *Houston Chronicle*, *San Antonio Express-News* and league's coaches...chosen to play in 2006 East-West Shrine Game...three-time (2003-05) first-team Academic All-Big 12 selection... Kansas State's Outstanding Lineman of Year as junior and senior...as senior, earned team awards for Lifter of Year, Scholar-Athlete of Year and Paul Coffman Award for outstanding leadership, attitude and improvement...second-team all-conference following junior year by Big 12 coaches and K.C. Star, and honorable mention by Associated Press...also named team's Outstanding Offensive Lineman...played at Kansas State from 2002-05...graduated with degree in psychology.



DRAFT PICKS, UNDRAFTED ROOKIES & FREE AGENTS

Continued next page

PERSONAL: Born in Norfolk, Nebraska...all-region, all-area, all-district and academic all-state choice at Mansfield High School in Mansfield, Texas...named team's Offensive MVP as senior and selected to play in Coca-Cola All-Star Game.

DE ANDRE COLEMAN

6-3, 287
Albany
Rookie NFL Season,
1st with Chargers
Free Agent - '07
Burgard HS
Buffalo, N.Y.



TRANSACTION HISTORY: Signed two-year contract with Chargers as undrafted rookie, May 4, 2007.

COLLEGE: Earned first-team Mid-Major All-America honors as senior...two-time All-Northeast Conference choice as junior and senior...chosen to play in 2006 East Coast Bowl All-Star Game in Petersburg, Virginia...contest pits best seniors from NCAA Division I-AA, II, III and NAIA programs from across Mid-Atlantic region...voted team's top defensive lineman in 2005 and '06...NEC Defensive Player of Week after recording career-highs with 3.5 sacks, 7.5 tackles for loss and 10 total tackles in 2006 win over Robert Morris...finished career with 110 tackles, 14 sacks and 35 tackles for loss...played at Albany from 2003-06...majored in African studies.

PERSONAL: Born in Inglewood, California...first-team All-Western New York and second-team all-state as senior at Burgard High School in Buffalo, New York...received Jim Burt Award as team's top defensive lineman...also lettered in baseball and bowling...first cousin is New Orleans Saints wide receiver, David Patten.

DE BARRY CRYER

6-2, 287
Nebraska
Rookie NFL Season,
1st with Chargers
Free Agent - '07
John Ehret HS
Marrero, La.



TRANSACTION HISTORY: Signed two-year contract with Chargers as undrafted rookie, May 4, 2007.

COLLEGE: Named to Big-12 Conference Commissioner's Spring Academic Honor Roll as senior...finished career in Lincoln with 37 tackles, including 14 stops behind line of scrimmage, and four sacks...played in Alamo and Cotton Bowls with Huskers...spent 2003 season at Northeast Mississippi CC and

2004 season at Dodge City CC...played at Nebraska from 2005-06... sociology major.

PERSONAL: Born in Marrero, Louisiana...prepped at John Ehret High School in Marrero.

QB BRETT ELLIOTT

6-3, 210
Linfield
1st NFL Season,
2nd with Chargers
Free Agent - '07
Lake Oswego HS
Lake Oswego, Ore.



TRANSACTION HISTORY: Signed two-year contract with Chargers as undrafted rookie, May 10, 2006...waived Sept. 2, 2006...re-signed to practice squad, Sept. 4, 2006...waived from practice squad, Sept. 26, 2006...re-signed one-year contract with Bolts, Jan. 10, 2007.

PRO: Spent Weeks 1-2 of 2006 season on Chargers practice squad...played for Rhein Fire in NFL Europa in 2007...saw action in seven games, passing for 427 yards and one touchdown.

COLLEGE: Two-time consensus All-America and Offensive Player of Year by Football Gazette and Northwest Conference at Linfield College in McMinnville, Oregon...recipient of Gagliardi Trophy, given annually to outstanding football player in NCAA Division III on basis of excellence in academics, athletics and community service...also recipient of Melberger Award as top individual player in NCAA Division III...male recipient of Ad Rutschman Small College Athlete of Year Award for state of Oregon...set 31 school passing and total offense records, including single-game passing yards (528), single-season passing yards (4,595) and career passing yards (8,614)...tied NCAA Division III record with nine 300-yard games as senior...threw 61 touchdown passes as junior in 2004 to set school and NCAA record for all divisions and finished career with 110 touchdown passes...posted 23-1 record as starting quarterback and led Wildcats to 2004 NCAA Division III National Championship...invited to play in Hula Bowl and Las Vegas All-American Bowl following senior season...played at Linfield from 2004-05...began collegiate career at Utah spending 2000-03 seasons with Utes... started at end of 2002 season then suffered season-ending broken wrist in second game of 2003 season...was replaced at position by Heisman Trophy finalist and future No. 1 draft choice by San Francisco, Alex Smith, leading to transfer to Linfield...passed for 1,833 yards and 12 touchdowns during Utah career... selected to Utah's 2003 Football Leadership Committee and student-athlete liaison for school's Crimson Club...earned degree in communications.

DRAFT PICKS, UNDRRAFTED ROOKIES & FREE AGENTS

PERSONAL: Born in Portland, Oregon...Gatorade Player of Year, Oregon Bowl All-Star Game Most Valuable Player and Three Rivers League Offensive Player of Year as senior at Lake Oswego High School in Lake Oswego, Ore...first-team all-state as quarterback and third-team all-state as guard on school's basketball team...also lettered in tennis...youngest of six children in family.

CB GABE FRANKLIN

5-10, 185

Boise State

1st NFL Season

2nd with Chargers

Free Agent - '06

Bishop O'Dowd HS

Oakland, Calif.



TRANSACTION HISTORY: Signed with Chargers, April 29, 2005...waived Sept. 3, 2005...signed to practice squad, Sept. 5, 2005...waived from practice squad, Sept. 13, 2005...signed to New York Giants' practice squad, Sept. 15, 2005...re-signed with Giants, Jan. 9, 2006...waived May 1, 2006...signed with San Francisco, Aug. 17, 2006...waived by 49ers, Aug. 28, 2006...signed to Chargers' practice squad, Oct. 10, 2006...re-signed one-year deal with Chargers, Jan. 17, 2007.

PRO: Spent Weeks 5-16 and playoffs in 2006 on Chargers practice squad...played for Cologne Centurions of NFL Europa in 2007...named NFL Europe Player of Week 2 after leading team with nine tackles, while adding two interceptions, sack, four passes defended and forced fumble against Frankfurt...finished season with 35 tackles, two sacks, two interceptions, 15 passes defended, one forced fumble and four special teams tackles.

COLLEGE: First-team All-Western Athletic Conference as senior and second-team as sophomore and junior...All-WAC by CollegeFootballNews.com in 2004...finished career ranked fourth on active NCAA Division I list with 18 career interceptions, third-most in school history...honored with "Plow Horse Award" for work in weight room...fifth in nation with career-high eight interceptions in 2002...redshirted in 2000...finished career with 235 tackles, 18 interceptions, 55 passes defended, four sacks and eight tackles for loss...played at Boise State from 2000-04...earned degree in psychology.

PERSONAL: Born in New Orleans, Louisiana...all-league and all-metro at Bishop O'Dowd High School in Oakland, California...played for coach Paul Perenon, who was NFL High School Coach of Year in 1999...cousin is Craig Davis, Chargers top pick in 2007 NFL Draft.

DE KEITH GRENNAN

6-4, 298

Eastern Washington

Rookie NFL Season

1st with Chargers

Free Agent - '07

Woodway HS

Edmonds, Wash.



TRANSACTION HISTORY: Signed two-year contract with Chargers as undrafted rookie, May 4, 2007.

COLLEGE: Honorable Mention All-Big Sky Conference choice as senior...named team's Defensive Player of Week and earned Hit of Week honors following two-sack game Oct. 7, 2006 vs. Montana...won team's Big Play of Week Award following Nov. 12, 2005 game vs. Montana State...team's Offensive Scout Player of Year and Scout Player of Week three times during 2004 season...redshirted in 2002 and played as tight end in 2003 at Central Washington University...played at Eastern Washington from 2004-06...graduated with degree in interdisciplinary studies.

PERSONAL: Born in Edmonds, Washington...all-league and all-area performer at Woodway High School in Edmonds.

TE KELLY GRIFFETH

6-5, 298

Fort Hays State

1st NFL Season,

2nd with Chargers

Free Agent - '06

Jewell HS

Jewell, Kan.



TRANSACTION HISTORY: Signed with Chargers as undrafted rookie, May 3, 2005...waived May 6, 2005...re-signed with Chargers, Jan. 4, 2006...waived Sept. 2, 2006...re-signed to practice squad, Sept. 26, 2006...signed new one-year deal with Chargers, Jan. 16, 2007.

PRO: Spent Weeks 3-16 and playoffs on Chargers practice squad in 2006.

COLLEGE: First-team All-Rocky Mountain Athletic Conference as senior in 2004...selected to play in Cactus Bowl, Division II all-star game in Kingsville, Texas...caught 22 passes for 336 yards and four touchdowns as senior...played defensive end for most of first three seasons...final defensive stats include 45 tackles, four sacks, three forced fumbles and four passes defended...also competed in track and field, qualifying for NCAA Division II Outdoor Track & Field Championships in 2005 with discus throw of 161

Continued next page

feet and 10 inches...redshirted in 2000 ...played at Fort Hays State from 2000-04...majored in finance.

PERSONAL: Born in Beloit, Kansas...all state selection in football and basketball at Jewell High School in Jewell, Kan.

RB TYRONNE GROSS

5-9, 213

**Eastern Oregon
1st NFL Season,
2nd with Chargers**

**Free Agent - '06
Lincoln HS
Stockton, Calif.**



TRANSACTION HISTORY: Signed two-year contract with Chargers as undrafted rookie, May 10, 2006...waived Sept. 2, 2006...re-signed to practice squad, Sept. 4, 2006...re-signed one-year contract with Bolts, Jan. 16, 2007.

PRO: Spent entire 2006 season on Chargers practice squad.

COLLEGE: Fourth-team NAIA All-America selection as senior in 2005 at Eastern Oregon...set school single-season record with 1,223 rushing yards and averaged 135.9 yards per game...broke 20-year-old school record for single-season yards...scored 12 touchdowns for Mountaineers...named Frontier Conference Player of Week after 161-yard, three-touchdown game in 2005 against Whitworth College... spent 2001-04 seasons at Cal State Sacramento, earning honorable mention All-Big Sky Conference honors in 2003 after leading team with 887 yards rushing and eight scores...rushed for 1,606 yards and 16 touchdowns in three seasons for Hornets...also caught 37 passes for 305 yards and touchdown, and returned 18 kickoffs for 320 yards...majored in communications.

PERSONAL: Born in Stockton, California...pronounced (TIE-rone)...prep standout at Lincoln High School in Stockton.

WR JARRETT HICKS

6-3, 211

**Texas Tech
Rookie NFL Season,
1st with Chargers**

**Free Agent - '07
Sharpstown HS
Houston, Tex.**



TRANSACTION HISTORY: Signed two-year contract with Chargers as undrafted rookie, May 4, 2007.

COLLEGE: First-team All-Big 12 as sophomore and junior...set school records for career (30) and single-season (13, 2004) touchdown catches...fourth-most TD catches in conference history...averaged 98.1 receiving yards per game to lead Big 12 as sophomore in 2004...named Big 12 Player of Week by Dallas Morning News and San Antonio Express-News following 211-yard performance vs. TCU in '04...finished career with 192 receptions, 2,859 yards and 30 touchdowns...redshirted 2002...played at Texas Tech 2002-06...human development and family studies major.

PERSONAL: Born in Houston, Texas...all-region, all-district, team MVP, offensive MVP and all-academic choice at Sharpstown High School in Houston...father, Jim, played major league baseball for Chicago White Sox (1964-66), St. Louis Cardinals (1969) and California Angels (1969-1970)...brother, Broderick, played college basketball at Wake Forest...cousin is former Kentucky basketball guard, Sean Woods.

G MIKE JONES

6-5, 312

**Iowa
Rookie NFL Season,
1st with Chargers**

**Free Agent - '07
Richards HS
Chicago Ridge, Ill.**



TRANSACTION HISTORY: Signed two-year contract with Chargers as undrafted rookie, May 4, 2007.

COLLEGE: First-team All-Big Ten by league coaches and second-team by media as senior in 2006...starter at left guard as senior...started at both tackle spots as junior before finally finding home at left guard in fifth game of year...honorable mention all-conference as sophomore in 2004 after starting first two games at right tackle and last 10 at left guard...Freshman All-America and All-Big Ten by Sporting News in 2003...played at Iowa from 2003-06...graduated with degree in health and sports studies.

PERSONAL: Born in Chicago, Illinois... consensus first-team All-America as senior at Richards High School in Oak Lawn, Ill...chosen as starter for USA All-American Bowl...also garnered all-state, all-area and all-conference honors...helped lead school to runner-up finish in state championships as junior.

DRAFT PICKS, UNDRRAFTED ROOKIES & FREE AGENTS



CB Quinton Jones

5-9, 182

Boise State

Rookie NFL Season,

1st with Chargers

Free Agent - '07

Los Alamitos HS

Cerritos, Calif.



TRANSACTION HISTORY: Signed two-year contract with Chargers as undrafted rookie, May 4, 2007.

COLLEGE: Western Athletic Conference Special Teams Player of Week after Oregon State game and Defensive Player of Week following Wyoming game of senior season...2005 second-team All-America by Sporting News and honorable mention All-America by SportsIllustrated.com after ranking second in nation in punt return average (20.9 yards per return)... three punt returns for touchdown tied for most in nation...also named Boise State's Special Teams Player of Year...set school record with 92-yard punt return for touchdown against Hawaii...matched long with 92-yarder against Boston College in MPC Computers Bowl...spent 2004 season as tailback, wide receiver and kick returner before shifting to cornerback 2005-06...redshirted in 2002...played at Boise State from 2002-06...majored in social science.

PERSONAL: Born in Gardena, California...first-team All-CIF and All-Sunset League choice as senior at Los Alamitos High School in Los Alamitos, Calif...also named to Orange County All-Star team after leading team to 12-1-1 record and sectional semifinals... lettered in track as sprinter.

LB KURT KAHUI

6-1, 240

San Diego State


1st NFL Season,

2nd with Chargers

Free Agent - '06

Baldwin HS

Wailuku, Hawaii



TRANSACTION HISTORY: Signed to Chargers practice squad, Dec. 13, 2006...re-signed one-year contract with Chargers, Jan. 17, 2007.

PRO: Spent Weeks 14-16 and playoff game in 2006 on Chargers practice squad...played for Amsterdam Admirals of NFL Europa in 2007...finished season with 16 defensive tackles and three stops on special teams.

COLLEGE: Second-team All-Mountain West Conference as senior after collecting 72 stops, five tackles for loss and three sacks...also named Aztecs most inspirational player and most outstanding defensive

player as senior...finished career with 105 tackles and 11.5 tackles for loss and five sacks...began career as walk-on and earned starting job as junior in 2004... earned Academic All-MWC honors as freshman in 2002...played at San Diego State from 2002-05...majored in recreation.

PERSONAL: Born in Wailuku, Hawaii on island of Maui...collected 33 sacks over final two seasons at Baldwin High School...earned all-league and second-team all-state honors as prep...also named school's athlete of year...lettered in soccer.

DT LOUIS LEONARD

6-4, 330

Fresno State

Rookie NFL Season,

1st with Chargers

Free Agent - '07

Verbum Dei HS

Compton, Calif.



TRANSACTION HISTORY: Signed two-year contract with Chargers as undrafted rookie, May 4, 2007.

COLLEGE: Finished career with 68 tackles, 6.5 sacks and 11.5 tackles for loss...redshirted 2002... played at Fresno State 2002-2005...earned degree in criminology.

PERSONAL: Born in Los Angeles, California...first-team All-CIF, All-Central City, and all-league as senior at Verbum Dei High School in Los Angeles.

S MIGUEL MERRICK

5-10, 202

Iowa

Rookie NFL Season,

1st with Chargers

Free Agent - '07

Emerson HS

Union City, N.J.



TRANSACTION HISTORY: Signed two-year contract with Chargers as undrafted rookie, May 4, 2007.

COLLEGE: Honorable mention All-Big Ten choice as senior...team captain and recipient of team's Defensive Coaches Appreciation Award and Special Teams Award...won 2005 Hawkeye Hustle Award for defense...in 2004, won team's Next Man in Award for defense and Hustle Team Award for special teams... blocked punt that was returned for touchdown against LSU in 2005 Capital One Bowl...finished career with 202 tackles, three interceptions, 15 passes defended and two punt blocks...redshirted in 2002...played at Iowa from 2002-06...graduated with degree in communications.

Continued next page

PERSONAL: Born in Syracuse, New York...earned All-America, all-state, all-conference and all-county honors as wide receiver, defensive back and kick returner at Emerson High School in Union City, New Jersey...was team captain...named to school's academic honor roll...lettered in track as sprinter.

RB REGGIE MERRIWEATHER

5-7, 218
Clemson
Rookie NFL Season,
1st with Chargers
Free Agent - '07
North Augusta HS
North Augusta, S.C.



TRANSACTION HISTORY: Signed two-year contract with Chargers as undrafted rookie, May 4, 2007.

COLLEGE: Scored winning touchdown for East in 2007 Hula Bowl...scored game-winning touchdown on 38-yard run with under three minutes to play in 2005 four-point win over Maryland...posted back-to-back 100-yard and three-touchdown games in 2004 wins over 10th-ranked Miami and South Carolina, including game-winning touchdown in overtime vs. 'Canes...led squad and ranked second in ACC in '04 with 11 scores...62-yard touchdown run against Georgia Tech in 2004 was Clemson's longest by running back since 1996...named Clemson's Offensive Player of Game following outings vs. Texas A&M, Maryland, Miami and South Carolina...received Game Ball from ESPN.com after Miami game and named Jefferson Pilot TV's Player of Game after South Carolina contest...finished career with 1,612 yards and 20 touchdowns...redshirted in 2002...played at Clemson from 2002-06...graduated with degree in human resources.

PERSONAL: Born in Augusta, Georgia...consensus All-America, all-state, all-region and all-area running back at North Augusta High School in North Augusta, South Carolina...consensus Player of Year after running for 2,580 yards and 29 touchdowns as senior...played in Shrine Bowl All-Star Game following senior season...crossed goal line 18 times as junior...team's Offensive Player of Year as junior and senior...also MVP of school's track team.

P BRIAN MONROE

6-1, 205
Miami (Fla.)
Rookie NFL Season,
1st with Chargers
Free Agent - '07
Palm Beach Gardens HS
Palm Beach Gardens, Fla.



TRANSACTION HISTORY: Signed two-year contract with Chargers as undrafted rookie, May 4, 2007.

COLLEGE: Talented punter for Hurricanes who landed 70 of 229 career punts inside 20-yard line and with only 24 touchbacks...averaged career-high 42.0 yards per punt as senior...as junior, had just two touchbacks and none in final 10 games, while landing career-high 26 punts inside 20...was fewest TBs in season since Miami began tracking in 1998...finished career with 229 punts for 9,115 yards (39.8 avg.) with 70 punts landing inside 20 and 24 touchbacks...also handled kickoffs for most of career, recording 40 touchbacks on 109 total kickoffs over junior and senior seasons...played at Miami from 2003-06...graduated with degree in liberal arts.

PERSONAL: Born in Freeport, Bahamas...two-time recipient of Outstanding Kicker/Punter Award from Palm Beach County Sports Association at Palm Beach Gardens High School in Palm Beach Gardens, Florida.

WR RICH MUSINSKI

5-11, 210
William & Mary
1st NFL Season,
1st with Chargers
Free Agent - '07
Wyoming Area HS
Wyoming Area, Pa.



TRANSACTION HISTORY: Signed with Tennessee Titans, April 26, 2004...waived Sept. 4, 2004...signed with New England, July 28, 2005...waived Aug. 3, 2005...re-signed with Patriots, Jan. 6, 2006...waived Aug. 29, 2006...agreed to terms on one-year deal with Chargers, June 27, 2007.

PRO: Played for Berlin Thunder of NFL Europa in 2007, catching 21 passes for 292 yards and pair of touchdowns...had best game of season Week 3 against Amsterdam, catching five passes for 137 yards, including 63-yard touchdown...also played for Thunder in 2006, leading team with 23 catches for 277 yards and four touchdowns...spent 2005 season with Nashville Kats of Arena Football League, catching five passes for 64 yards.

COLLEGE: Became third player in NCAA Division I-AA history to surpass 4,000 career yards, joining Jerry Rice and Jacquay Nunnally...set school records for receptions (224), receiving yards (4,168), touchdown catches (31), yards per catch (18.6) and 100-yard games (21)...all-time leading receiver in Atlantic-10 Conference and three-time first-team all-conference selection...redshirted in 1999...played at William & Mary from 1999-2003...earned degree in accounting.

DRAFT PICKS, UNRAFTED ROOKIES & FREE AGENTS

PERSONAL: Born in Wilkes-Barre, Pennsylvania...all-state wide receiver at Wyoming Area High School in Wyoming, Pennsylvania...lettered in baseball and basketball...member of National Honor Society.

T TONY PAPE

6-6, 302
Michigan
1st NFL Season,
1st with Chargers
Free Agent - '07
Hinsdale South HS
Darien, Ill.



TRANSACTION HISTORY: Selected by Miami in seventh round of 2004 NFL Draft with 221st overall choice...signed with Dolphins, July 30, 2004...waived, Sept. 5, 2004...re-signed to Miami's practice squad, Sept. 7, 2004...re-signed with Dolphins, Jan. 6, 2005...placed on "Reserve-Did Not Report" list, July 25, 2005...reinstated by Dolphins, April 5, 2006...waived, Sept. 2, 2006...re-signed to Miami's practice squad, Oct. 11, 2006...waived from practice squad, Nov. 7, 2006...re-signed to practice squad, Nov. 27, 2006...signed one-year contract with Chargers, Feb. 12, 2007.

PRO: Started all 10 games at left tackle for Amsterdam Admirals of NFL Europa in 2007...spent Weeks 6-8 & 12-16 on Miami Dolphins' practice squad in 2006...first-team All-NFL Europe selection after starting all 10 games plus World Bowl for Berlin Thunder in 2005...spent entire 2004 season on Miami's practice squad

COLLEGE: Second-team All-America by Associated Press and *Sports Illustrated* as senior...first-team All-Big Ten as junior and senior...honorable mention all-conference as sophomore...winner of school's Hugh H. Rader Award as top offensive lineman following junior and senior seasons...three-year starter and four-year letterman for Wolverines...finished career with 31 consecutive starts...redshirted as freshman in 1999...played at Michigan from 1999-2003...earned degree in general studies.

PERSONAL: Born in Chicago, Illinois...Dean's List student at Hinsdale South High School in Darien, Ill.... first-team All-America tackle by *USA Today*, *Parade*, *PrepStar* and *Prep Football Report*...also lettered in wrestling and for discus and shot put in track and field...lists Lance Armstrong as favorite athlete, "Fight Club" as favorite movie, "The Family Guy" as favorite television show, "The Da Vinci Code" as favorite book and The Red Hot Chili Peppers as favorite musical act...enjoys fishing.

RB GERMAINE RACE

5-10, 218
Pittsburg State (Kan.)
Rookie NFL Season,
1st with Chargers
Free Agent - '07
Warrensburg HS
Warrensburg, Mo.



TRANSACTION HISTORY: Signed two-year contract with Chargers as undrafted rookie, May 4, 2007.

COLLEGE: Consensus three-time All-America choice 2004-06...two-time Offensive MVP of Mid-America Intercollegiate Athletics Association 2005-06...first-team All-MIAA selection 2004-06...most prolific scorer in NCAA history with 658 total points on 109 touchdowns and two 2-point conversions...second-most prolific rusher in NCAA annals with 6,985 yards...was most yards ever by Division II back...finished fourth in balloting for Harlon Hill Trophy for Division II Player of Year as junior and third as senior...first player in college football history to score 100 career touchdowns and surpass 600 career points...finished career with 941 carries to average 7.4 yards per carry and 134.3 yards per game...set new NCAA scoring record Oct. 14, 2006 vs. Fort Hays State and scored 100th career touchdown Oct. 28 vs. Truman...finished career with NCAA Division II-record 37-career 100-yard games...set record in final career regular-season game, when he rushed school-record 49 times for career-high 309 yards and four scores against Central Missouri...earlier in season, scored TDs in four-straight OT periods and ran in game-winning two-point conversion in 59-57 4-OT victory at Emporia State...MIAA Offensive Player of Week following 2006 games vs. Emporia State, Fort Hays State, Southwest Baptist and Central Missouri...shared NCAA Division II National Player of Week honors after Fort Hays State and Central Missouri games...tied NCAA Division II record with 33 touchdowns as junior in 2005, despite missing all or parts of four games with hamstring injury...MIAA Offensive Player of Week following 2005 games vs. Fort Hays State, Missouri Western, Emporia State and Truman State...MIAA co-Freshman of Year in 2003...led Pittsburg State to 43-10 record and three playoff appearances during career, including NCAA Division II runner-up finish in 2004...played at Pittsburg State from 2003-06...majored in political science.

PERSONAL: Born in Kansas City, Missouri...all-state choice as senior at Warrensburg High School in Warrensburg, Mo.



DRAFT PICKS, UNDRAFTED ROOKIES & FREE AGENTS

**LB NICK ROACH**

6-0, 234
Northwestern
Rookie NFL Season,
1st with Chargers
Free Agent - '07
Lutheran HS
Milwaukee, Wis.



TRANSACTION HISTORY: Signed two-year contract with Chargers as undrafted rookie, May 4, 2007.

COLLEGE: Academic All-Big Ten choice and team co-MVP as senior...starting outside linebacker had senior season cut short by broken right leg in game vs. Michigan State...as junior, returned first-career interception 35 yards for touchdown against UCLA in 2005 Sun Bowl...earned NGN Defensive Newcomer of Year Award in 2004...finished career with 241 tackles, nine sacks, 16 tackles for loss and two interceptions...played at Northwestern from 2003-06... earned degree in art.

PERSONAL: Born in Milwaukee, Wisconsin...all-state, all-region and all-conference as linebacker, wide receiver and running back at Lutheran High School in Milwaukee...two-time North Shore Receiver of Year... team MVP as senior and Offensive Player of Year as junior and senior...invited to play in 2003 North-South Shrine Bowl All-Star Game...led 2002 senior squad to most school wins in 30 years and second-round of playoffs for first time ever...lettered in basketball and track...played seven years as youth with Wisconsin Shooters AAU basketball team, winning two state championships...uncle, John Rhodes, played college basketball at Ohio University and is now school's associate head coach...aunt, Jennifer Rhodes, played basketball at Wisconsin from 1993-98.

G ERIK ROBERTSON

6-2, 310
California
Rookie NFL Season,
1st with Chargers
Free Agent - '07
Apple Valley HS
Apple Valley, Calif.



TRANSACTION HISTORY: Signed two-year contract with Chargers as undrafted rookie, May 4, 2007.

COLLEGE: Selected to play in Texas vs. Nation Senior All-Star Game in El Paso, Texas in February 2007... honorable mention All-Pac-10 and team's Most Valuable Offensive Lineman as senior...honorable mention Academic All-Pac-10 selection as junior and senior...redshirted 2002...played at Cal-Berkeley from 2002-06...graduated with degree in Scandinavian studies.

PERSONAL: Born in Apple Valley, California...all-region, all-county and all-league offensive and defensive lineman at Apple Valley High School...all-league and CIF qualifier in wrestling and shot put...bass player since high school and has played in several bands...brother, John, also plays guitar and jams with Eric...has more than 20 tattoos on his body, including tribute to brother, Shane Cardwell, who died of cancer in 2005...other tattoos are mythological images from Scandinavian studies.

WR SONNY SHACKELFORD

6-1, 188
Washington
Rookie NFL Season,
1st with Chargers
Free Agent - '07
Beverly Hills HS
Beverly Hills, Calif.



TRANSACTION HISTORY: Signed two-year contract with Chargers as undrafted rookie, May 4, 2007.

COLLEGE: Honorable mention All-Pac-10 selection in 2006...led team in receiving three straight years 2004-06...set career highs with 50 catches for 666 yards and seven touchdowns as senior...finished career with 119 catches for 1,648 yards and 10 touchdowns...played at Washington from 2003-06...earned degree in American ethnic studies.

PERSONAL: Born in Los Angeles, CA...all-league cornerback and wide receiver as senior at Beverly Hills High School in Beverly Hills, Calif...played in California-Florida All-Star Game...played quarterback as junior, earning honors as league's top QB.

G JEREMY SHEFFEY

6-2, 291
West Virginia
Rookie NFL Season,
1st with Chargers
Free Agent - '07
Boyd County HS
Cannonsburg, Ky.



TRANSACTION HISTORY: Signed two-year contract with Chargers as undrafted rookie, May 4, 2007.

COLLEGE: First-team All-Big East Conference right guard as senior...second-team all-conference pick as junior...selected to Athletic Director's Academic Honor Roll in 2006...two-time recipient of Gridiron Gladiator Award from school's coaches for on-field tenacity...chosen to play in 2007 Hula Bowl...named Rookie of Week following Virginia Tech contest in 2003...started 33 career games...played in four bowl games, including three Gator Bowls and one Sugar

DRAFT PICKS, UNDRAFTED ROOKIES & FREE AGENTS

Bowl...redshirted 2002... played at West Virginia from 2002-06... sport and exercise psychology major.

PERSONAL: Born in Baltimore, Maryland...all-area and all-district pick at Boyd County High School in Cannonsburg, Kentucky.

WR MARK SIMMONS

5-10, 187
Kansas
1st NFL Season,
2nd with Chargers
Free Agent - '07
DeSoto HS
DeSoto, Tex.



TRANSACTION HISTORY: Signed with Chargers as undrafted rookie, May 8, 2006...waived, Aug. 28, 2006...re-signed one-year contract with Chargers, April 16, 2007.

COLLEGE: Honorable mention All-Big 12 choice as senior...finished collegiate career as school's all-time leader with 155 career catches, good for 2,161 yards and 16 touchdowns...named team's Offensive Player of Week following Texas game of junior season during which he caught career-long 73-yard pass...three-year starter for Jayhawks...led team with 769 yards and seven scores as sophomore...named to *Sporting News'* All-Freshman Team...played at Kansas from 2002-05...earned degree in economics.

PERSONAL: Born in Bloomington, Minnesota...two-time all-district selection at DeSoto High School in DeSoto, Texas...led his team to back-to-back conference championships as junior and senior...graduated as honor student.

LB JYLES TUCKER

6-3, 258
Wake Forest
Rookie NFL Season,
1st with Chargers
Free Agent - '07
Morristown Beard HS
Dover, N.J.



TRANSACTION HISTORY: Signed two-year contract with Chargers as undrafted rookie, May 4, 2007.

COLLEGE: Honorable mention All-ACC as senior... named ACC Rookie of Week after first career start vs. Clemson during which he stripped QB Charlie Whitehurst of ball and returned it 12 yards for touchdown...finished career with 85 tackles, nine sacks and 12.5 tackles for loss...played at Wake Forest from 2003-07...majored in religion.

PERSONAL: Born in Morristown, New Jersey... attended Hargrave Military Academy after graduating from Morristown Beard High School...four year starter at Morristown as defensive end and quarterback...named to New Jersey's All-Prep School Team... started four years at small forward on school's basketball team and competed in track, winning conference championship in shot put.

FB MIKE WARREN

6-1, 249
Elon
1st NFL Season,
1st with Chargers
Free Agent - '07
Pine Forest HS
Fayetteville, N.C.



TRANSACTION HISTORY: Signed with New York Jets March 23, 2006...waived May 15, 2006...signed to New Orleans practice squad, Dec. 13, 2006...waived Jan. 2, 2007...signed two-year contract with Chargers, May 4, 2007.

PRO: Spent Weeks 14-16 of 2006 season on New Orleans' practice squad.

COLLEGE: First-team All-Big South Conference line-backer in 2002...in final two seasons at Elon, racked up 163 tackles, 21 tackles for loss and two sacks...redshirted as freshman at North Carolina State in 2000 and played sparingly in 2001...transferred to Elon for 2002-04 seasons.

PERSONAL: Born in Fayetteville, North Carolina...prepped at Pine Forest High School in Fayetteville.



DRAFT PICKS, UNDRAFTED ROOKIES & FREE AGENTS



Regular-Season Seat Sales and Attendance

Year	Season Seat Sales	Average Attendance	Total Attendance	Year	Season Seat Sales	Average Attendance	Total Attendance
1960	n/a	15,665	109,656	1984	56,600	51,136	409,085
1961	9,138	27,859	195,014	1985	51,300	51,953	415,626
1962	10,104	21,987	153,908	1986	49,014	51,826	414,611
1963	8,828	27,356	191,491	1987	48,114	53,097	371,676
1964	10,492	24,237	169,656	1988	40,328	43,425	347,400
1965	11,309	28,915	202,402	1989	38,124	47,054	376,434
1966	16,316	26,531	185,712	1990	40,026	49,134	393,071
1967	24,301	39,616	277,311	1991	38,217	48,293	386,341
1968	22,301	43,313	303,188	1992	36,040	46,966	375,725
1969	23,904	46,311	324,178	1993	47,550	59,447	475,578
1970	27,940	45,078	315,549	1994	44,442	59,980	479,842
1971	30,045	49,647	347,530	1995	51,500	58,697	469,575
1972	37,144	52,271	366,035	1996	52,500	57,544	460,355
1973	40,341	43,726	306,079	1997	48,447	58,238	465,906
1974	30,174	36,876	258,135	1998	51,500	59,590	476,718
1975	22,926	32,959	230,714	1999	46,000^	59,625	476,999
1976	20,467	37,106	259,739	2000	43,000^	54,182	433,459
1977	21,847	43,975	307,826	2001	46,000^	59,356	474,844
1978	32,186	47,328	378,623	2002	45,000^	61,872	494,973
1979	43,600	50,841	406,725	2003*	45,000^	59,879	419,151
1980	49,675	51,191	409,530	2004	45,000^	60,683	485,462
1981	49,675	51,458	411,661	2005	51,000^	66,240	529,916
1982	49,675	50,062	200,248	2006	56,821^	66,379	531,031
1983	49,675	46,243	369,944				

*Based on seven home games in 2003. Oct. 5 game was moved to Arizona's Sun Devil Stadium due to San Diego wildfires.

^Based on season ticket equivalent including season, mini-season and single-game tickets.

Top Ten Home Attendance Figures

Date	Opponent	W-L	Score	Attendance
Sun. Jan. 14, 2007	New England+	L	24-21	68,810
Mon. Oct. 10, 2005	Pittsburgh	L	22-24	68,537
Sun. Oct. 24, 1999	Green Bay	L	3-31	68,274
Sun. Dec. 8, 2002	Oakland	L	7-27	67,968
Sun. Oct. 8, 2006	Pittsburgh	W	23-13	67,837
Sun. Sept. 11, 2005	Dallas	L	24-28	67,679
Sat. Jan. 8, 2005	New York Jets^	L	17-20 (OT)	67,536
Sun. Oct. 21, 2001	Denver	W	27-10	67,521
Sun. Dec. 10, 2006	Denver	W	48-20	67,514
Sun. Dec. 15, 2001	Oakland	L	6-13	67,349

+ AFC Divisional Playoff game

^ AFC Wild Card Playoff game

Top Ten Road Attendance Figures

Date	Opponent	W-L	Score	Attendance
Sun. Nov. 27, 2005	at Washington	W	23-13 (OT)	84,930
Sun. Nov. 1, 1970	at Cleveland	W	27-10	80,047
Sun. Oct. 15, 1972	at Miami	L	10-24	80,010
Mon. Oct. 9, 1995	at Kansas City	L	23-29	79,288
Sun. Nov. 19, 1972	at Kansas City	W	27-17	79,011
Mon. Sept. 7, 1981	at Cleveland	W	44-14	78,904
Sun. Oct. 31, 1999	at Kansas City	L	0-34	78,473
Sun. Sept. 7, 2003	at Kansas City	L	14-27	78,048
Sun. Dec. 22, 2002	at Kansas City	L	22-24	77,899
Sun. Nov. 22, 2006	at Kansas City	L	27-30	77,752



Mike Nowak

ROSTERS

A veteran in his 10th NFL season, Mike Goff is the Chargers' only offensive lineman to start every game in each of the last three seasons. In 2006, he helped the Chargers rush for a team-record 2,578 yards.

VETERANS & RETURNING PLAYERS

No.	Name	Pos.	Ht.	Wt.	Exp.	College	High School	Hometown
97	Bingham, Ryon	DT	6-3	303	3	Nebraska	Alta	Sandy, Utah
50	Binn, David	LS	6-3	223	14	California	San Mateo	San Mateo, Calif.
82	Camarillo, Greg	WR	6-1	190	2	Stanford	Atherton	Menlo Park, Calif.
93	Castillo, Luis	DE	6-3	290	3	Northwestern	Garfield	Garfield, N.J.
74	Cesaire, Jacques	DE	6-2	295	5	So. Connecticut St.	Gardner	Gardner, Mass.
54	Cooper, Stephen	LB	6-1	235	5	Maine	Wareham	Wareham, Mass.
89	Cottrell, T.J.	TE	6-5	255	2	Buffalo State	Williamsville South	Williamsville, N.Y.
31	Cromartie, Antonio	CB	6-2	203	2	Florida State	Lincoln	Tallahassee, Fla.
68	Dielman, Kris	G	6-4	310	5	Indiana	Troy	Troy, Ohio
51	Dobbins, Tim	LB	6-1	246	2	Iowa State	Glenciff	Nashville, Tenn.
29	Florence, Drayton	CB	6-0	195	5	Tuskegee	Vanguard	Ocala, Fla.
80	Floyd, Malcom	WR	6-5	225	2	Wyoming	River City	Sacramento, Calif.
85	Gates, Antonio	TE	6-4	260	5	Kent State	Central	Detroit, Mich.
79	Goff, Mike	G	6-5	311	10	Iowa	LaSalle-Peru Township	Peru, Ill.
24	Gordon, Cletis	CB	6-1	197	2	Jackson State	Amite	Amite City, La.
28	Gregory, Steve	CB	5-11	185	2	Syracuse	Curtis	Staten Island, N.Y.
61	Hardwick, Nick	C	6-4	295	4	Purdue	Lawrence North	Indianapolis, Ind.
92	Harris, Marques	LB	6-1	231	3	Southern Utah	Grand Junction	Grand Junction, Colo.
42	Hart, Clinton	SS	6-0	205	5	Central Florida CC	Sumter South	Bushnell, Fla.
83	Jackson, Vincent	WR	6-5	241	3	Northern Colorado	Widfield	Colorado Springs, Colo.
23	Jammer, Quentin	CB	6-0	204	6	Texas	Angleton	Angleton, Texas
27	Jue, Bhawoh	FS	6-0	200	7	Penn State	Chantilly	Chantilly, Va.
10	Kaeding, Nate	K	6-0	187	4	Iowa	West	Coraville, Iowa
71	Lekkerkerker, Cory	T	6-7	323	3	California-Davis	Damien	LaVerne, Calif.
86	Manumaleuna, Brandon	TE	6-2	288	7	Arizona	Narbonne	Torrance, Calif.
20	McCree, Marlon	FS	5-11	202	7	Kentucky	Atlantic	Daytona Beach, Fla.
91	McKinney, Brandon	DT	6-2	324	2	Michigan State	Chaminade-Julienne	Dayton, Ohio
73	McNeill, Marcus	T	6-7	336	2	Auburn	Cedar Grove	Ellenwood, Ga.
56	Merriman, Shawne	LB	6-4	272	3	Maryland	Douglass	Upper Marlboro, Md.


63	Mruczkowski, Scott	C-G	6-5	318	3	Bowling Green	Benedictine	Garfield Heights, Ohio
41	Neal, Lorenzo	FB	5-11	255	15	Fresno State	Lemoore	Hanford, Calif.
72	Oben, Roman	T	6-4	305	12	Louisville	Gonzaga	Washington D.C.
70	Olivea, Shane	T	6-4	312	4	Ohio State	Lawrence	Long Beach, N.Y.
99	Olishansky, Igor	DE	6-6	309	4	Oregon	St. Ignatius	San Francisco, Calif.
81	Osgood, Kassim	WR	6-5	220	5	San Diego State	North Salinas	Salinas, Calif.
88	Parker, Eric	WR	6-0	180	6	Tennessee	Joliet Township	Shorewood, Ill.
95	Phillips, Shaun	LB	6-3	262	4	Purdue	Willingboro	Willingboro, N.J.
34	Pinnock, Andrew	FB	5-10	250	5	South Carolina	Bloomfield	Bloomfield, Conn.
52	Polk, Carlos	LB	6-2	262	7	Nebraska	Guilford	Rockford, Ill.
17	Rivers, Philip	QB	6-5	228	4	North Carolina State	Athens	Athens, Ala.
98	Robinson, Derreck	DE	6-4	289	3	Iowa	DeLaSalle	Minneapolis, Minn.
5	Scifres, Mike	P	6-2	236	5	Western Illinois	Destrehan	Destrehan, La.
43	Sproles, Darren	RB-KR	5-6	181	3	Kansas State	Olathe North	Olathe, Kan.
21	Tomlinson, LaDainian	RB	5-10	221	7	Texas Christian	University	Waco, Tex.
33	Turner, Michael	RB	5-10	237	4	Northern Illinois	North Chicago	Chicago, Ill.
7	Volek, Billy	QB	6-2	214	8	Fresno State	Clovis West	Fresno, Calif.
6	Whitehurst, Charlie	QB	6-4	227	2	Clemson	Chattahoochee	Alpharetta, Ga.
57	Wilhelm, Matt	LB	6-4	245	5	Ohio State	Elyria Catholic	Lorain, Ohio
76	Williams, Jamal	DT	6-3	348	10	Oklahoma State	Arch Bishop Carroll	Washington, D.C.
65	Withrow, Cory	C-G	6-2	287	8	Washington State	Mead	Spokane, Wash.

DRAFT PICKS, UNDRAFTED ROOKIES, FIRST-YEAR & NFL EUROPE FREE AGENTS

No.	Name	Pos.	Ht.	Wt.	Exp.	College	High School	Homestown
49	Applewhite, Antwan	LB	6-3	246	R	San Diego State	Narbonne	Torrance, Calif.
26	Arline, Anthony	CB	6-2	198	R	Baylor	Madison	San Antonio, Tex.
36	Battle, Tra	S	5-11	173	R	Georgia	Mary Persons	Forsyth, Ga.
60	Bhl, Mark	C	6-4	398	R	Michigan	Washington Court House	Washington Court House, Ohio
30	Buckley, Eldra	RB	5-9	207	R	Tennessee-Chattanooga	Charleston	Charleston, Miss.
87	Chandler, Scott	TE	6-7	265	R	Iowa	Southlake Carroll	Southlake, Tex.



No.	Name	Pos.	Ht.	Wt.	Exp.	College	High School	HomeTown
66	Clary, Jeromey	T	6-6	306	1	Kansas State	Mansfield	Mansfield, Tex.
78	Coleman, Andre	DE	6-3	287	R	Albany	Burgard	Buffalo, N.Y.
90	Cryer, Barry	DE	6-2	287	R	Nebraska	John Ehret	Marrero, La.
84	Davis, Craig	WR	6-1	202	R	Louisiana State	Walker	New Orleans, La.
8	Elliott, Brett	QB	6-3	210	1	Linfield	Lake Oswego	Lake Oswego, Ore.
38	Franklin, Gabe	CB	5-10	185	1	Boise State	Bishop O'Dowd	Oakland, Calif.
96	Grennan, Keith	DE	6-4	298	R	Eastern Washington	Woodway	Edmonds, Wash.
46	Griffeth, Kelly	TE	6-5	298	1	Fort Hays State	Jewell	Jewell, Kan.
22	Gross, Tyronne	RB	5-9	213	1	Eastern Oregon	Lincoln	Stockton, Calif.
11	Hicks, Jarrett	WR	6-3	211	R	Texas Tech	Sharpstown	Houston, Tex.
62	Jones, Mike	G	6-5	312	R	Iowa	Richards	Chicago Ridge, Ill.
39	Jones, Quinton	CB	5-9	182	R	Boise State	Los Alamitos	Cerritos, Calif.
58	Kahui, Kurt	LB	6-1	240	1	San Diego State	Baldwin	Wailuku, Hawaii
94	Leonard, Louis	DT	6-4	330	R	Fresno State	Verbum Dei	Compton, Calif.
44	Merrick, Miguel	S	5-10	202	R	Iowa	Emerson	Union City, N.J.
45	Merrifweather, Reggie	RB	5-7	218	R	Clemson	North Augusta	North Augusta, S.C.
4	Monroe, Brian	P	6-1	205	R	Miami (Fla.)	Palm Beach Gardens	Palm Beach Gardens, Fla.
12	Musinski, Rich	WR	5-11	210	1	William & Mary	Wyoming Area	Wyoming Area, Pa.
40	Naanee, Legedu	FB-WR	6-2	226	R	Boise State	Franklin	Portland, Ore.
25	Oliver, Paul	CB	5-10	195	R	Georgia	Harrison	Kennesaw, Ga.
77	Pape, Tony	T	6-6	302	1	Michigan	Hinsdale South	Darien, Ill.
16	Race, Germaine	RB	5-10	218	R	Pittsburg State (Kan.)	Warrensburg	Warrensburg, Mo.
48	Roach, Nick	LB	6-0	234	R	Northwestern	Lutheran	Milwaukee, Wis.
64	Robertson, Erik	G	6-2	310	R	California	Apple Valley	Apple Valley, Calif.
15	Shackelford, Sonny	WR	6-1	188	R	Washington	Beverly Hills	Beverly Hills, Calif.
67	Sheffey, Jeremy	G	6-2	291	R	West Virginia	Boyd County	Cannonsburg, Ky.
59	Siler, Brandon	LB	6-2	239	R	Florida	Evans	Orlando, Fla.
13	Simmons, Mark	WR	5-10	187	1	Kansas	DeSoto	DeSoto, Tex.
47	Tucker, Jyles	LB	6-3	258	R	Wake Forest	Morristown Beard	Dover, N.J.
35	Warren, Mike	FB	6-1	249	1	Elon	Pine Forest	Fayetteville, N.C.
53	Waters, Anthony	LB	6-3	238	R	Clemson	Lake View	Lake View, S.C.
32	Weddle, Eric	S	5-11	200	R	Utah	Alta Loma	Alta Loma, Calif.



Mike Nowak

2006 IN REVIEW

Most Valuable Player LaDainian Tomlinson had one of the most remarkable seasons in NFL history in 2006. On this play against the Denver Broncos, Tomlinson scored his 29th touchdown of the season to break the NFL record. He finished the year with 31 touchdowns.

2006 NFL FINAL STANDINGS

AMERICAN FOOTBALL CONFERENCE

	W	L	T	Pct.	PF	PA	Home	Away	AFC	NFC	Div.
WEST											
San Diego *	14	2	0	.875	492	303	8-0	6-2	10-2	4-0	5-1
Kansas City #	9	7	0	.563	331	315	6-2	3-5	5-7	4-0	4-2
Denver	9	7	0	.563	319	305	4-4	5-3	8-4	1-3	3-3
Oakland	2	14	0	.125	168	332	2-6	0-8	1-11	1-3	0-6
SOUTH											
Indianapolis *	12	4	0	.750	427	360	8-0	4-4	9-3	3-1	3-3
Tennessee	8	8	0	.500	324	400	4-4	4-4	5-7	3-1	4-2
Jacksonville	8	8	0	.500	371	274	6-2	2-4	5-7	3-1	2-6
Houston	6	10	0	.375	267	366	4-4	2-6	6-6	0-4	3-3
NORTH											
Baltimore *	13	3	0	.813	353	201	7-1	6-2	10-2	3-1	5-1
Cincinnati	8	8	0	.500	373	331	4-4	4-4	6-6	2-2	4-2
Pittsburgh	8	8	0	.500	353	315	5-3	3-5	5-7	3-1	3-3
Cleveland	4	12	0	.250	238	356	2-6	2-6	3-9	1-3	0-6
EAST											
New England *	12	4	0	.750	385	237	5-3	7-1	8-4	4-0	4-2
New York Jets #	10	6	0	.625	316	295	4-4	6-2	7-5	3-1	4-2
Buffalo	7	9	0	.438	300	311	4-4	3-5	5-7	2-2	3-3
Miami	6	10	0	.375	260	283	4-4	2-6	3-9	3-1	1-5

NATIONAL FOOTBALL CONFERENCE

	W	L	T	Pct.	PF	PA	Home	Away	AFC	NFC	Div.
WEST											
Seattle *	9	7	0	.563	335	341	5-3	4-4	2-2	7-5	3-3
St. Louis	8	8	0	.500	367	381	4-4	4-4	2-2	6-6	2-4
San Francisco	7	9	0	.438	298	412	4-4	3-5	2-2	5-7	3-3
Arizona	5	11	0	.313	314	389	3-5	2-6	0-4	5-7	4-2
SOUTH											
New Orleans *	10	6	0	.625	413	322	4-4	6-2	1-3	9-3	4-2
Carolina	8	8	0	.500	270	305	4-4	4-4	2-2	6-6	5-1
Atlanta	7	9	0	.438	292	328	3-5	4-4	2-2	5-7	3-3
Tampa Bay	4	12	0	.250	211	353	3-5	1-7	2-2	2-10	0-6
NORTH											
Chicago *	13	3	0	.813	427	255	6-2	7-1	2-2	11-1	5-1
Green Bay	8	8	0	.500	301	366	3-5	5-3	1-3	7-5	5-1
Minnesota	6	10	0	.375	282	327	3-5	3-5	0-4	6-6	2-4
Detroit	3	13	0	.188	305	398	2-6	1-7	1-3	2-10	0-6
EAST											
Philadelphia *	10	6	0	.625	398	328	5-3	5-3	1-3	9-3	5-1
Dallas #	9	7	0	.563	425	350	4-4	5-3	3-1	6-6	2-4
New York Giants #	8	8	0	.500	355	362	3-5	5-3	1-3	7-5	4-2
Washington	5	11	0	.313	307	376	3-5	2-6	2-2	3-9	1-5

* Division Champion
Wild Card team

NATIONAL FOOTBALL LEAGUE POSTSEASON

AFC Wild Card Round

INDIANAPOLIS 23, Kansas City 8
NEW ENGLAND 37, New York Jets 16

AFC Divisional Playoffs

Indianapolis 15, BALTIMORE 6
New England 24, SAN DIEGO 21

AFC Championship Game

INDIANAPOLIS 38, New England 34

Super Bowl XLI, Dolphin Stadium,

Miami, Florida (February 4, 2007)
Indianapolis 29, CHICAGO 17

Home team in CAPS

NFC Wild Card Round

SEATTLE 21, Dallas 20
PHILADELPHIA 23, New York Giants 20

NFC Divisional Playoffs

NEW ORLEANS 27, Philadelphia 24
CHICAGO 27, Seattle 24

NFC Championship Game

CHICAGO 39, New Orleans 14

Pro Bowl, Aloha Stadium

Honolulu, Hawaii (February 10, 2007)
AFC 31, NFC 28

2006 REGULAR SEASON STATISTICS

† Local Television Blackout Lifted

(14-2 Overall) First AFC West - Marty Schottenheimer Home (8-0); Away (6-2); Postseason (0-1)

Date	W/L	Score	Opponent	Att.
09/11	W	27-0	@ Oakland	62,578
09/17	W	40-7	Tennessee †	64,344
10/01	L	13-16	@ Baltimore	70,743
10/08	W	23-13	Pittsburgh †	67,837
10/15	W	48-19	@ San Francisco	68,137
10/22	L	27-30	@ Kansas City	77,752
10/29	W	38-24	St. Louis †	66,598
11/05	W	32-25	Cleveland †	65,558
11/12	W	49-41	@ Cincinnati	65,917
11/19	W	35-27	@ Denver	76,723
11/26	W	21-14	Oakland †	66,105
12/03	W	24-21	@ Buffalo	63,361
12/10	W	48-20	Denver †	67,514
12/17	W	20-9	Kansas City †	66,583
12/24	W	20-17	@ Seattle	68,174
12/31	W	27-20	Arizona †	66,492

AFC Divisional Playoffs

01/14	L	21-24	New England	68,810
-------	---	-------	-------------	--------

Team Statistics	Chargers	Opponents
TOTAL FIRST DOWNS	321	285
Rushing	137	87
Passing	169	178
Penalty	15	20
3rd Down: Made/Att	92/213	78/213
3rd Down Pct.	43%	36%
4th Down: Made/Att	6/11	6/17
4th Down Pct.	54%	35%
TIME OF POSSESSION	31:39	28:21
TOTAL NET YARDS	5840	4825
Avg. Per Game	365.0	301.6
Total Plays	1016	985
Avg. Per Play	5.7	4.9
NET YARDS RUSHING	2578	1613
Avg. Per Game	161.1	100.8
Total Rushes	522	386
NET YARDS PASSING	3262	3212
Avg. Per Game	203.9	200.8
Sacked/Yards Lost	28/150	61/33
Gross Yards	3412	3563
Att./Completions	466/287	538/307
Completion Pct.	61%	57%
Had Intercepted	9	16
PUNTS/AVERAGE	69/41.9	88/44.6
NET PUNTING AVG.	69/38.2	88/38.6
PENALTIES/YARDS	90/791	87/751
FUMBLES/BALL LOST	19/6	28/12
TOUCHDOWNS	59	33
Rushing	32	13
Passing	24	19
Returns	3	1

Score by Quarters	Q1	Q2	Q3	Q4	OT	PTS.
Chargers	85	137	94	176	0	492
Opponents	66	74	81	82	0	303

Scoring	TD	RU	PA	RT	PAT	FG	S	PTS.
Tomlinson	31	28	3	0	0/0	0/0	0	186
Kaeding	0	0	0	0	58/58	26/29	0	136
Gates	9	0	0	0	0/0	0/0	0	54
Jackson	6	6	0	0	0/0	0/0	0	38
Floyd	3	0	3	0	0/0	0/0	0	18
Manumaleuna	3	0	3	0	0/0	0/0	0	18
Turner	2	2	0	0	0/0	0/0	0	12
Dobbins	1	0	1	0	0/0	0/0	0	6
Harris	1	0	1	0	0/0	0/0	0	6
McCree	1	0	1	0	0/0	0/0	0	6
Neal	1	1	0	0	0/0	0/0	0	6
Whitehurst	1	1	0	0	0/0	0/0	0	6
Chargers	59	32	24	3	58/58	26/29	0	492
Opponents	33	13	19	1	32/33	23/26	2	303

2-Pt. Conversions: Jackson, Chargers 1-1, Opponents 0-1

Sacks: Merriman 17, Phillips 11.5, Castillo 7, Cesaire 4, Godfrey 4, Harris 3, Cooper 2.5, Edwards 2.5, Polk 2, Williams 1.5, Bingham 1.5, Olschansky 1.5, Olschansky 1.5, McCree 1, Chargers 61, Opponents 28

Special Teams (solo-ast-total): Hal 20-2-22, Polk 15-4-19, Dobbins 16-2-18, Wilhelm 12-3-15, Gregory 8-4-12, Cromartie 8-2-10, Osgood 7-2-9, Kaeding 5-0-5, Binn 4-1-5, Cooper 1-3-4, Camanillo 3-0-3, Turner 3-0-3, Jue 2-1-3, Florence 2-0-2, Janner 2-0-2, Floyd 1-0-1, Harris 1-0-1, Kiel 1-0-1, Jackson 0-1-1

Passing	Att.	Comp.	Yds.	Comp.%	Yds./Att.	TD	Td%	Int.	Int.%	Long	Sack/Lost	Rating
Rivers	460	284	3388	61.7	7.37	22	4.8	9	2.0	57t	27/144	92.0
Tomlinson	3	2	20	66.7	6.67	2	66.7	0	0.0	19t	0	125.0
Volek	2	1	4	50.0	2.00	0	0.0	0	0.0	4	1/6	56.3
Scifres	1	0	0	0.0	0.00	0	0.0	0	0.0	0	0/0	39.6
Chargers	466	287	3412	61.6	7.32	24	5.2	9	1.9	57t	28/150	93.0
Opponents	538	307	3563	57.1	6.62	19	3.5	16	3.0	74t	61/351	76.6

Rushing	No.	Yds.	Avg.	Long	TD
Tomlinson	348	1815	5.2	85t	28
Turner	80	502	6.3	73	2
Neal	29	140	4.8	43	1
Rivers	48	49	1.0	3	0
Pinnoch	4	25	6.3	15	0
Parker	2	19	9.5	18	0
Jackson	3	16	5.3	8	0
Whitehurst	2	13	6.5	14t	1
McCardell	1	8	8.0	8	0
Manumaleuna	1	1	1.0	1	0
Volek	3	-3	-1.0	-1	0
Scifres	1	-7	-7.0	-7	0
Chargers	522	2578	4.9	85t	32
Opponents	386	1613	4.2	51	13

Receiving	No.	Yds.	Avg.	Long	TD
Gates	71	924	13.0	57t	9
Tomlinson	56	508	9.1	51t	3
Parker	48	659	13.7	38	0
McCardell	36	437	12.1	28	0
Neal	27	453	16.8	55	6
Neal	17	83	4.9	21	0
Floyd	15	210	14.0	46t	3
Manumaleuna	14	91	6.5	19	3
Turner	3	47	15.7	30	0
Chargers	287	3412	11.9	57t	24
Opponents	307	3563	11.6	74t	19

Interceptions	No.	Yds.	Avg.	Long	TD
Janner	4	57	14.3	35	0
Hart	3	37	12.3	22	0
Florence	3	24	8.0	23	0
Edwards	3	11	3.7	8	0
Merriman	1	10	10.0	10	0
Castillo	1	1	1.0	1	0
McCree	1	1	0.0	0	0
Chargers	16	140	8.8	35	0
Opponents	9	105	11.7	31t	1

Punting	No.	Yds.	Avg.	Net	TB	I-20	Lg.	B
Scifres	69	2893	41.9	38.2	2	35	71	0
Chargers	69	2893	41.9	38.2	2	35	71	0
Opponents	88	3923	44.6	38.6	7	23	72	0

Punt Returns	Ret.	FC	Yds.	Avg.	Lg.	TD
Parker	37	15	331	8.9	50	0
McCardell	5	7	39	7.8	12	0
Gordon	3	1	12	4.0	6	0
Chargers	45	23	382	8.5	50	0
Opponents	27	19	216	8.0	81	0

Kickoff Returns	Ret.	Yds.	Avg.	Long	TD
Turner	36	954	26.5	58	0
Cromartie	10	297	29.7	91	0
Neal	3	11	3.7	7	0
Gordon	2	55	27.5	32	0
Parker	2	19	9.5	12	0
Manumaleuna	1	14	14.0	14	0
Withrow	1	0	0.0	0	0
Chargers	55	1350	24.5	91	0
Opponents	90	1960	21.8	53	0

Field Goals	1-19	20-29	30-39	40-49	50+
Kaeding	0/0	7/7	11/12	7/9	1/1
Chargers	0/0	7/7	11/12	7/9	1/1
Opponents	0/0	5/5	10/11	6/7	2/3

Kaeding [47G,29G] (28G,31G,35G,44G) (34G,54G,40N) (28G,33G,22G) (24G,44G) (39G,31G,47N) (31G) (29G) (0) (0) (42G,36N) (34G,35G) (30G,22G) (46G, 40G) (47G,35G)

Defensive Tackles (solo-ast-total-pd-ff-fr-tf): Edwards 97-73-170-8-2-1-2, Janner 77-12-89-17-0-0-0, Williams 44-40-84-2-0-0-2, Cooper 42-41-82-7-1-0-1, McCree 51-29-80-5-0-1-2, Kiel 47-32-79-2-1-1-4, Godfrey 45-31-76-2-2-0-4, Merriman 46-20-66-8-4-1-4, Florence 51-12-63-16-0-0-1, Phillips 48-15-63-8-4-2-6, Castillo 25-27-52-1-0-1-2, Olschansky 23-27-50-1-0-1-2, Cesaire 27-20-47-1-1-0-2, Polk 25-7-32-0-0-0-1, Hart 21-6-27-8-1-1-1, Harris 15-10-25-3-1-2-2, Bingham 7-13-20-0-0-0-0, Robinson 7-9-16-3-0-0-0, Jue 13-2-15-5-0-0-1, Wilhelm 6-8-14-3-0-0-1, Cromartie 9-2-11-5-0-0-0, Dobbins 0-4-4-0-0-0-0, McKinney 1-1-2-1-0-0-0, Gbaja-Biamila 1-0-1-0-0-0-0, Gordon 1-0-1-0-0-0-0, Gregory 0-0-0-1-0-0-0



2006 REGULAR SEASON DEFENSIVE STATS

Pos.	Name	Solo	Assists	Total	Sacks-Yards	QBH	Int.-Yards	PD	FF	FR	TFL
LB	Donnie Edwards	97	73	170	2.5-17.5	6	3-11	8	2	1	2
CB	Quentin Jammer	77	12	89	0-0	0	4-57	17	0	0	0
DT	Jamal Williams	44	40	84	2.0-11	2	0-0	2	0	0	2
LB	Stephen Cooper	41	41	82	2.5-16.5	4	0-0	2	1	0	1
FS	Marlon McCree	51	29	80	1-6	1	1-0	5	0	1	2
SS	Terrence Kiel	47	32	79	0-0	0	0-0	2	1	1	4
LB	Randall Godfrey	45	31	76	4-37	6	0-0	2	2	0	4
LB	Shawne Merriman	46	20	66	17-93	21	1-10	8	4	1	4
CB	Drayton Florence	51	12	63	0-0	0	3-24	16	0	0	1
LB	Shaun Phillips	48	15	63	11.5-67.5	19	0-0	8	4	2	6
DE	Luis Castillo	25	27	52	7.0-41	9	1-1	1	0	1	2
DE	Igor Olshansky	23	27	50	1.5-9.5	6	0-0	1	0	1	2
DE	Jacques Cesaire	27	20	47	4-24	6	0-0	1	1	0	2
LB	Carlos Polk	25	7	32	2-5	0	0-0	0	0	0	1
SS	Clinton Hart	21	6	27	0-0	0	3-37	8	1	1	1
LB	Marques Harris	15	10	25	3-9	4	0-0	3	1	2	2
DT	Ryon Bingham	7	13	20	1.5-3.5	3	0-0	0	0	0	0
DE	Derreck Robinson	7	9	16	1.5-10.5	3	0-0	3	0	0	0
FS	Bhawoh Jue	13	2	15	0-0	0	0-0	5	0	0	1
LB	Matt Wilhelm	6	8	14	0-0	0	0-0	3	0	0	1
CB	Antonio Cromartie	9	2	11	0-0	0	0-0	5	0	0	0
LB	Tim Dobbins	0	4	4	0-0	0	0-0	0	0	0	0
DT	Brandon McKinney	1	1	2	0-0	0	0-0	1	0	0	0
LB	Akbar Gbaja-Biamila	1	0	1	0-0	1	0-0	0	0	0	0
CB	Cletis Gordon	1	0	1	0-0	0	0-0	0	0	0	0
CB	Steve Gregory	0	0	0	0-0	0	0-0	1	0	0	0
Totals		728	441	1,169	61-351	91	16-140	102	17	11	40

2006 SPECIAL TEAMS STATISTICS

Pos.	Name	Tackles	Assists	Total	FF	FR	Blk. Punts/FGs/PATs
SS	Clinton Hart	20	2	22	0	0	0
LB	Carlos Polk	15	4	19	0	0	0
LB	Tim Dobbins	16	2	18	0	1	0
LB	Matt Wilhelm	12	3	15	0	0	0
CB	Steve Gregory	8	4	12	0	1	0
CB	Antonio Cromartie	8	2	10	0	0	0
WR	Kassim Osgood	7	2	9	0	0	0
K	Nate Kaeding	5	0	5	0	0	0
LS	David Binn	4	1	5	0	1	0
LB	Stephen Cooper	1	3	4	0	0	0
WR	Greg Camarillo	3	0	3	0	0	0
RB	Michael Turner	3	0	3	0	0	0
FS	Bhawoh Jue	2	1	3	0	0	0
CB	Drayton Florence	2	0	2	0	0	0
CB	Quentin Jammer	2	0	2	0	0	0
WR	Malcom Floyd	1	0	1	0	0	0
LB	Marques Harris	1	0	1	0	0	0
SS	Terrence Kiel	1	0	1	0	0	0
WR	Vincent Jackson	0	1	1	0	0	0
FB	Lorenzo Neal	0	0	0	0	1	0
Totals		111	25	136	0	4	0

2006 TAKEAWAY-GIVEAWAY RATIO

Date	Opponent	Takeaways			Pts.	Giveaways			Pts.	Net	W-L
		Int.	Fum.	Total	From	Int.	Fum.	Total	From		
09/11	at Oakland	0	1	1	7	0	0	0	0	+1	W
09/17	Tennessee	2	0	2	10	0	0	0	0	+2	W
10/01	at Baltimore	2	1	3	0	1	0	1	7	+2	L
10/08	Pittsburgh	2	0	2	10	1	0	1	0	+1	W
10/15	at San Francisco	1	1	2	14	0	0	0	0	+2	W
10/22	at Kansas City	0	1	1	7	1	2	3	14	-2	L
10/29	St. Louis	0	1	1	7	0	0	0	0	+1	W
11/05	Cleveland	1	1	2	7	0	1	1	3	+1	W
11/12	at Cincinnati	0	1	1	7	0	0	0	0	+1	W
11/19	at Denver	1	0	1	7	2	0	2	7	-1	W
11/26	Oakland	2	0	2	7	1	0	1	0	+1	W
12/03	at Buffalo	2	2	4	3	0	2	2	14	+2	W
12/10	Denver	0	1	1	7	0	1	1	7	even	W
12/17	Kansas City	1	1	2	7	2	0	2	6	even	W
12/24	at Seattle	2	0	2	0	0	0	0	0	+2	W
12/31	Arizona	0	1	1	7	1	0	1	7	even	W
1/14	New England*	3	0	3	0	1	3	4	13	-1	L
	Totals	19	12	31	107	10	9	19	78	+12	14-3

* AFC Divisional Playoffs

2006 MISCELLANEOUS STATS

Drives Inside the 20-yard line

	Totals	Scores	TD	FG	Missed FG	INT	Fum	Downs	Half/Game	Points	TD%
San Diego	62	59	42	17	1	0	0	0	2	346	.677
Opponents	47	41	27	14	1	0	1	1	3	227	.574

Goal to Go Situations

	Totals	Scores	TD	FG	Missed FG	INT	Fum	Downs	Half/Game	Points
San Diego	29	28	26	2	0	0	0	0	1	189
Opponents	25	23	18	5	0	0	1	0	1	141

Drives Beginning in Plus Territory

	Totals	Scores	TD	FG	Missed FG	INT	Fum	Downs	Half/Game	Punt	Points
San Diego	29	21	17	4	0	0	0	3	3	2	131
Opponents	15	12	7	5	1	1	0	1	0	0	64

Kickoff Analysis

	Totals	Ret.	TB	EZ	Onside	OB	Total Yards	Avg. Kick
San Diego	103	90	11	34	0	2	6,601	65.4
Opponents	72	55	10	31	5	1	4,340	65.8

Average Starting Field Position

	Total Drives	Cumulative Starting Yard Lines	Average Field Position
San Diego	193	6,106	31.6
Opponents	178	5,231	29.4



2006 GAME-BY-GAME TEAM STATS

	@ Oakland	Tennessee	@ Baltimore	Pittsburgh	@ San Francisco	@ Kansas City	St. Louis	Cleveland	@ Cincinnati	@ Denver	Oakland	@ Buffalo	Denver	Kansas City	@ Seattle	Arizona
First Downs																
Total	14	26	13	22	30	22	21	19	25	21	15	18	22	16	14	23
Rush	8	10	5	9	10	6	10	10	7	9	5	9	11	12	7	9
Pass	5	14	8	13	15	15	11	8	17	12	8	9	11	3	7	13
Penalty	1	2	0	0	5	1	0	1	1	0	2	0	0	1	0	1
Third-Down Efficiency																
Made	7	5	2	9	12	6	7	3	9	8	2	4	8	2	4	4
Attempts	16	13	13	16	15	15	13	10	14	12	11	13	13	13	16	10
Pct.	438	385	154	563	800	400	538	300	643	667	182	308	615	154	250	400
Fourth-Down Efficiency																
Made	1	1	1	0	0	1	0	0	0	0	1	0	0	1	0	0
Attempts	1	2	3	0	0	1	1	0	0	0	2	0	0	1	0	0
Pct.	1.000	500	333	.000	.000	1.000	.000	.000	.000	.000	500	.000	.000	1.000	.000	.000
Total Offense																
Net Yards	302	476	284	341	421	349	419	381	430	342	260	335	419	353	340	387
Total Plays	59	73	64	72	69	71	59	54	65	56	58	67	60	63	64	62
Avg. / Play	5.1	6.5	4.4	4.7	6.1	4.9	7.1	7.1	6.6	6.1	4.5	5.0	7.0	5.6	5.3	6.2
Rushing																
Attempts	48	37	40	31	30	23	35	23	26	29	25	35	36	38	33	33
Yards	194	241	150	119	87	97	216	190	107	125	110	197	143	265	168	169
Passing																
Net Yards	108	235	134	222	334	252	203	191	323	217	150	138	276	88	172	218
Sacks	0	0	1	4	0	4	1	3	3	1	1	3	1	2	1	3
Yards Lost	0	0	11	20	0	15	3	20	14	5	2	22	3	9	9	17
Gross Yards	108	235	145	242	334	267	206	211	337	222	152	160	279	97	181	235
Attempts	11	36	23	37	39	44	23	28	36	26	32	29	23	23	30	26
Completions	8	25	13	24	29	26	15	19	24	19	15	17	15	8	10	20
Interceptions	0	0	1	1	0	1	0	0	0	2	1	0	0	2	0	1
Punting																
Punts	5	2	5	3	1	3	3	6	5	3	5	6	3	6	10	3
Average	43.8	38.5	53.8	44.7	53.0	40.3	43.3	48.5	37.2	36.7	38.8	41.7	44.3	28.8	42.5	42.7
Punt Returns																
Returns	5	3	4	2	3	2	2	2	0	2	4	3	2	3	5	3
Yards	34	34	49	5	17	52	18	19	0	25	29	25	5	19	39	12
Kickoff Returns																
Returns	1	2	3	2	4	5	3	5	7	5	3	2	3	4	3	3
Yards	20	26	79	66	42	78	64	99	188	169	130	30	85	137	70	67
Interception Returns																
Interceptions	0	2	2	2	1	0	0	1	0	1	2	2	0	1	2	0
Yards	0	21	16	3	1	0	0	-2	0	23	33	22	0	8	15	0
Penalties																
Penalties	3	7	10	2	6	7	3	12	4	5	5	3	5	7	10	1
Yards	25	53	78	10	51	60	43	113	45	35	49	30	38	61	85	15
Fumbles																
Fumbles	1	0	4	0	1	2	0	2	2	0	0	4	1	0	2	0
Lost	0	0	0	0	0	2	0	1	0	0	0	2	1	0	0	0
Scoring																
Total TDs	3	4	1	2	6	3	5	4	7	5	3	3	6	2	2	3
Rush TDs	2	3	0	0	4	0	3	3	4	3	2	2	4	2	0	0
Pass TDs	1	1	1	2	2	3	1	0	3	2	1	1	2	0	2	2
Ret. TDs	0	0	0	0	0	0	1	1	0	0	0	0	0	0	0	1
PATs Made	3	4	1	2	6	3	5	4	7	5	3	3	6	2	2	3
PATs Att.	3	4	1	2	6	3	5	4	7	5	3	3	6	2	2	3
FGs Made	2	4	2	3	2	2	1	1	0	0	1	2	2	2	2	2
FGs Att.	2	4	3	3	2	3	1	1	0	0	0	2	2	2	2	2
Total Pts.	27	40	13	23	48	27	38	32	49	35	21	24	48	20	20	27
Time of Poss.																
	35:48	38:35	33:42	33:52	35:48	31:02	30:54	27:06	28:42	29:11	27:35	34:23	30:46	28:14	27:09	33:32

2006 IN REVIEW

2006 GAME-BY-GAME OPPONENTS STATS

	@ Oakland	Tennessee	@ Baltimore	Pittsburgh	@ San Francisco	@ Kansas City	St. Louis	Cleveland	@ Cincinnati	@ Denver	Oakland	@ Buffalo	Denver	Kansas City	@ Seattle	Arizona
First Downs																
Total	9	14	14	16	15	19	23	23	29	20	15	16	19	16	18	19
Rush	5	3	2	6	4	8	5	4	8	9	4	5	7	4	7	6
Pass	4	10	11	10	10	11	17	12	20	9	10	11	9	12	9	13
Penalty	0	1	1	0	1	0	1	7	1	2	1	0	3	0	2	0
Third-Down Efficiency																
Made	2	2	4	3	4	6	5	7	5	6	5	8	2	4	10	5
Attempts	12	12	11	9	11	13	12	17	12	15	15	17	10	15	21	11
Pct.	.167	.167	.364	.333	.364	.462	.417	.412	.417	.400	.333	.471	.200	.267	.476	.455
Fourth-Down Efficiency																
Made	0	2	0	0	0	0	1	0	0	2	1	0	0	0	0	0
Attempts	1	3	0	2	1	0	1	0	1	3	2	0	2	1	0	0
Pct.	.000	.667	.000	.000	.000	.000	1.000	.000	.000	.667	.500	.000	.000	.000	.000	.000
Total Offense																
Net Yards	129	218	206	265	274	355	412	293	545	326	245	230	328	241	314	444
Total Plays	48	58	53	54	50	59	64	76	72	65	61	64	62	68	76	55
Avg. / Play	2.7	3.8	3.9	4.9	5.5	6.0	6.4	3.9	7.6	5.0	4.0	3.6	5.3	3.5	4.1	8.1
Rushing																
Attempts	20	19	21	18	14	30	21	27	27	35	26	24	28	21	33	22
Yards	87	55	56	68	92	134	101	84	128	158	84	63	162	90	153	98
Passing																
Net Yards	42	163	150	197	182	221	311	209	417	168	161	167	166	151	161	346
Sacks	9	0	2	5	5	2	3	5	3	2	5	3	4	6	6	1
Yards Lost	54	0	8	23	32	11	16	32	23	15	26	17	22	34	28	10
Gross Yards	96	163	158	220	214	232	327	241	440	183	187	184	188	185	189	356
Attempts	19	39	30	31	31	27	40	44	42	28	30	37	30	41	37	32
Completions	8	13	17	20	20	15	27	26	31	13	17	21	17	23	17	22
Interceptions	0	2	2	2	1	0	0	1	0	1	2	2	0	1	2	0
Punting																
Punts	9	7	7	3	4	5	5	4	3	4	6	7	4	7	9	4
Average	46.7	41.0	48.0	47.3	48.0	47.4	40.8	42.0	35.7	47.8	46.0	39.9	39.8	40.4	49.6	49.0
Punt Returns																
Returns	3	0	1	2	1	0	1	3	2	0	3	2	1	2	5	1
Yards	1	0	17	12	6	0	0	104	10	0	6	38	-3	6	19	0
Kickoff Returns																
Returns	6	8	4	5	10	6	7	5	7	3	3	5	7	5	5	4
Yards	143	183	97	116	204	99	125	133	153	78	112	99	136	104	107	71
Interception Returns																
Interceptions	0	0	1	1	0	1	0	0	0	2	1	0	0	2	0	1
Yards	0	0	24	-1	0	29	0	0	0	31	10	0	0	1	0	11
Penalties																
Penalties	7	6	4	4	9	6	4	6	5	6	8	2	2	3	6	9
Yards	54	55	30	30	116	50	20	50	44	60	56	10	10	23	50	93
Fumbles																
Fumbles	1	2	2	0	2	1	3	3	2	2	1	2	3	1	1	2
Lost	1	0	1	0	1	1	1	1	1	0	0	2	1	1	0	1
Scoring																
Total TDs	0	1	2	1	2	4	3	1	5	3	2	3	2	0	2	2
Rush TDs	0	0	0	1	0	2	1	0	2	2	1	1	0	0	2	1
Pass TDs	0	1	2	0	2	2	2	1	3	0	1	2	2	0	0	1
Ret. TDs	0	0	0	0	0	0	0	0	0	1	0	0	0	0	0	0
PATs Made	0	1	2	1	2	3	3	1	5	3	2	3	2	0	2	2
PATs Att.	0	1	2	1	2	4	3	1	5	3	2	3	2	0	2	2
FGs Made	0	0	0	2	1	1	1	6	2	2	0	0	2	3	1	2
FGs Att.	0	0	0	2	1	2	1	6	3	2	1	0	2	3	1	2
Total Pts.	0	7	16	13	19	30	24	25	41	27	14	21	20	9	17	20
Time of Poss.	24:12	21:25	26:18	26:08	24:12	28:58	29:06	32:54	31:18	30:49	32:25	25:37	29:14	31:46	32:51	26:28



2006 STARTING LINEUPS

OFFENSE

	WR	LT	LG	C	RG	RT	TE	WR	QB	FB	RB
09/11 at Oak	Parker	<u>McNeill</u>	Dielman	Hardwick	Goff	Olivera	Gates	McCardell	Rivers	Neal	Tomlinson
09/17 Tenn	Parker	<u>McNeill</u>	Dielman	Hardwick	Goff	Olivera	Gates	McCardell	Rivers	Manumalenava	Tomlinson
10/01 at Bal	Parker	<u>McNeill</u>	Dielman	Hardwick	Goff	Olivera	Gates	McCardell	Rivers	Neal	Tomlinson
10/08 Pitt	Parker	<u>McNeill</u>	Dielman	Hardwick	Goff	Olivera	Gates	McCardell	Rivers	Neal	Tomlinson
10/15 at SF	Parker	<u>McNeill</u>	Dielman	Hardwick	Goff	Olivera	Gates	McCardell	Rivers	Jackson*	Tomlinson
10/22 at KC	Parker	<u>McNeill</u>	Dielman	Hardwick	Goff	Olivera	Gates	McCardell	Rivers	Neal	Tomlinson
10/29 St. L	Jackson	<u>McNeill</u>	Dielman	Hardwick	Goff	Olivera	Gates	Manumalenava	Rivers	Neal	Tomlinson
11/05 Cleve	Parker	<u>McNeill</u>	Dielman	Hardwick	Goff	Olivera	Gates	McCardell	Rivers	Manumalenava	Tomlinson
11/12 at Cin	Parker	<u>McNeill</u>	Dielman	Hardwick	Goff	Olivera	Gates	McCardell	Rivers	Neal	Tomlinson
11/19 at Den	Parker	<u>McNeill</u>	Dielman	Hardwick	Goff	Olivera	Gates	McCardell	Rivers	Manumalenava	Tomlinson
11/26 Oak	Manumalenava	<u>McNeill</u>	Muzczkowski	Hardwick	Goff	Olivera	Gates	Jackson	Rivers	Neal	Tomlinson
12/03 at Buf	Parker	<u>McNeill</u>	Dielman	Hardwick	Goff	Olivera	Gates	McCardell	Rivers	Neal	Tomlinson
12/10 Den	Parker	<u>McNeill</u>	Dielman	Hardwick	Goff	Olivera	Gates	Jackson	Rivers	Neal	Tomlinson
12/17 KC	Parker	<u>McNeill</u>	Dielman	Hardwick	Goff	Olivera	Gates	Jackson	Rivers	Manumalenava	Tomlinson
12/24 at Sea	Jackson	<u>McNeill</u>	Dielman	Hardwick	Goff	Olivera	Gates	McCardell	Rivers	Neal	Tomlinson
12/31 Ariz	Jackson	<u>McNeill</u>	Dielman	Hardwick	Goff	Olivera	Gates	Manumalenava	Rivers	Neal	Tomlinson
1/14 NE#	Parker	<u>McNeill</u>	Dielman	Hardwick	Goff	Olivera	Gates	Jackson	Rivers	Manumalenava	Tomlinson

Underline = Rookie

^ = Tight End

* = Wide Receiver

DEFENSE

	LE	DT	RE	OLB	OLB	ILB	OLB	LCB	RCB	SS	FS
09/11 at Oak	Castillo	Williams	Olshansky	Phillips	Godfrey	Edwards	Merriman	Jammer	Florence	Kiel	McCree
09/17 Tenn	Castillo	Williams	Cesaire	Phillips	Godfrey	Edwards	Merriman	Jammer	Florence	Kiel	McCree
10/01 at Bal	Castillo	Williams	Olshansky	Phillips	Godfrey	Edwards	Merriman	Jammer	Florence	Hart	McCree
10/08 Pitt	Castillo	Williams	Olshansky	Phillips	Godfrey	Edwards	Merriman	Jammer	Florence	Kiel	McCree
10/15 at SF	Castillo	Williams	Olshansky	Phillips	Godfrey	Edwards	Merriman	Jammer	Florence	Kiel	McCree
10/22 at KC	Castillo	Williams	Cesaire	Phillips	Godfrey	Edwards	Merriman	Jammer	Florence	Kiel	McCree
10/29 St. L	Castillo	Williams	Cesaire	Polk	Godfrey	Edwards	Merriman	Jammer	Florence	Kiel	McCree
11/05 Cleve	Castillo	Williams	Olshansky	Harris	Godfrey	Edwards	Cooper	Jammer	Florence	Kiel	McCree
11/12 at Cin	Cesaire	Williams	Olshansky	Phillips	Godfrey	Edwards	Polk	Jammer	Florence	Kiel	McCree
11/19 at Den	Cesaire	Williams	Olshansky	Phillips	Godfrey	Edwards	Polk	Jammer	Florence	Kiel	McCree
11/26 Oak	Cesaire	Williams	Olshansky	Phillips	Godfrey	Edwards	Polk	Jammer	Florence	Kiel	Jue
12/03 at Buf	Cesaire	Williams	Olshansky	Phillips	Godfrey	Edwards	Merriman	Jammer	Florence	Kiel	Jue
12/10 Den	Cesaire	Williams	Olshansky	Phillips	Cooper	Edwards	Merriman	Jammer	Florence	Kiel	McCree
12/17 KC	Castillo	Williams	Olshansky	Phillips	Godfrey	Edwards	Merriman	Jammer	Florence	Kiel	McCree
12/24 at Sea	Cesaire	Williams	Olshansky	Phillips	Cooper	Edwards	Merriman	Jammer	Florence	Kiel	McCree
12/31 Ariz	Cesaire	Williams	Olshansky	Phillips	Cooper	Edwards	Merriman	Jammer	Florence	Kiel	McCree
1/14 NE#	Castillo	Williams	Olshansky	Phillips	Godfrey	Edwards	Merriman	Jammer	Florence	Kiel	McCree

AFC Divisional Playoffs



Photo: Mike Nowak

2006 PARTICIPATION CHART

Date	9/11	9/17	10/1	10/8	10/15	10/22	10/29	11/5	11/12	11/19	11/26	12/3	12/10	12/17	12/24	12/31	2006
Opponent	Oak @	Tenn	Bal @	PIT	SF @	KC @	St L	CLE	Cin @	Den @	OAK	Buf @	DEN	KC	Sea @	ARI	G-S
Bingham	sub	sub	sub	sub	sub	sub	sub	sub	sub	sub	sub	sub	sub	sub	sub	sub	16-0
Binn	sub	sub	sub	sub	sub	sub	sub	sub	sub	sub	sub	sub	sub	sub	sub	sub	16-0
Bryant	nor	nor	nor	nor	nor	nor	nor	nor	nor	ps	ps	ps	ps	ps	ps	ps	0-0
Camarillo	ina	ina	ina	ina	ina	ina	ina	ina	ina	ina	ina	ina	sub	sub	sub	sub	4-0
Castillo	DE	DE	DE	DE	DE	DE	DE	DE	ina	ina	ina	ina	sub	DE	ina	ina	10-9
Cesaire	sub	DE	sub	sub	sub	DE	DE	sub	DE	DE	DE	DE	DE	sub	DE	DE	16-10
Clary	ps	ps	ps	ps	ps	ps	ps	ps	ps	ps	ps	ps	ps	ps	ps	ps	0-0
Cooper	sub	sub	sub	sub	sub	sub	sub	sub	sub	sub	sub	sub	sub	sub	sub	sub	16-4
Cromartie	sub	sub	sub	sub	sub	sub	sub	sub	sub	sub	sub	sub	sub	sub	sub	sub	16-0
Curry	sub	sub	nor	ps	nor	nor	nor	nor	nor	nor	nor	nor	nor	nor	nor	nor	2-0
Dielman	LG	LG	LG	LG	LG	LG	LG	LG	LG	LG	LG	LG	LG	LG	LG	LG	15-15
Dobbins	sub	sub	sub	sub	sub	sub	sub	sub	sub	sub	sub	sub	sub	sub	sub	sub	16-0
D. Edwards	LB	LB	LB	LB	LB	LB	LB	LB	LB	LB	LB	LB	LB	LB	LB	LB	16-16
Elliott	ps	ps	nor	nor	nor	nor	nor	nor	nor	nor	nor	nor	nor	nor	nor	nor	0-0
Florence	CB	CB	CB	CB	CB	CB	CB	CB	CB	CB	CB	CB	CB	CB	CB	CB	16-16
Floyd	sub	sub	sub	sub	sub	sub	sub	sub	sub	sub	sub	sub	ina	IR	IR	IR	12-0
Franklin	nor	nor	nor	nor	ps	ps	ps	ps	ps	ps	ps	ps	ps	ps	ps	ps	0-0
Foley	IR	IR	IR	IR	IR	IR	IR	IR	IR	IR	IR	IR	IR	IR	IR	IR	0-0
Gates	TE	TE	TE	TE	TE	TE	TE	TE	TE	TE	TE	TE	TE	TE	TE	TE	16-16
Gbaja-Biamila	nor	nor	nor	nor	nor	nor	sub	sub	ina	ina	sub	nor	nor	nor	nor	nor	3-0
Godfrey	LB	LB	LB	LB	LB	LB	LB	LB	LB	LB	LB	LB	ina	LB	ina	ina	13-13
Goff	RG	RG	RG	RG	RG	RG	RG	RG	RG	RG	RG	RG	RG	RG	RG	RG	16-16
Gordon	ina	ina	ina	ina	ina	ina	ina	ina	ina	ina	dnp	ina	sub	ina	ina	sub	2-0
Gregory	ps	ps	sub	sub	sub	sub	sub	sub	sub	sub	sub	sub	sub	sub	sub	sub	14-0
Griffeth	nor	nor	ps	ps	ps	ps	ps	ps	ps	ps	ps	ps	ps	ps	ps	ps	0-0
Gross	ps	ps	ps	ps	ps	ps	ps	ps	ps	ps	ps	ps	ps	ps	ps	ps	0-0
Hakim	nor	nor	nor	nor	nor	nor	nor	nor	nor	nor	nor	nor	ina	dnp	ina	0-0	
Halterman	nor	nor	nor	nor	nor	nor	nor	nor	nor	nor	nor	ps	ps	nor	nor	ina	0-0
Hardwick	C	C	C	C	C	C	C	C	C	C	C	C	C	C	C	C	16-16
Harris	sub	sub	sub	sub	sub	sub	sub	sub	sub	sub	sub	sub	sub	ina	sub	sub	15-1
Hart	sub	sub	SS	sub	sub	sub	sub	sub	sub	sub	sub	sub	sub	sub	sub	sub	16-1
Jackson	sub	sub	sub	sub	WR	sub	WR	sub	sub	sub	WR	sub	WR	WR	WR	WR	16-7
Jammer	CB	CB	CB	CB	CB	CB	CB	CB	CB	CB	CB	CB	CB	CB	CB	CB	16-16
Jordan	ina	ina	ina	ina	IR	IR	IR	IR	IR	IR	IR	IR	IR	IR	IR	IR	0-0
Jue	sub	sub	ina	ina	ina	ina	sub	sub	sub	sub	FS	FS	sub	sub	sub	sub	12-2
Kaeding	sub	sub	sub	sub	sub	sub	sub	sub	sub	sub	sub	sub	sub	sub	sub	sub	16-0
Kahui	nor	nor	nor	nor	nor	nor	nor	nor	nor	nor	nor	nor	ps	ps	ps	ps	0-0
Kiel	SS	SS	ina	SS	SS	SS	SS	SS	SS	SS	SS	SS	SS	SS	SS	SS	15-15
King	ina	ina	nor	nor	nor	nor	nor	nor	nor	nor	nor	nor	nor	ps	ps	ps	0-0
Krause	ina	ina	ina	ina	ina	ina	ina	ina	ina	ina	ina	ina	ina	ina	ina	ina	0-0
Lekkerkerker	sub	sub	dnp	sub	sub	sub	sub	sub	sub	sub	sub	sub	sub	sub	sub	sub	15-0
Lott	nor	nor	sub	ina	ina	dnp	ina	ina	ina	nor	nor	nor	nor	nor	nor	nor	1-0
Manumaleuna	nor	TE	sub	sub	sub	sub	TE	TE	sub	TE	TE	sub	sub	TE	sub	TE	16-7
McCardell	WR	WR	WR	WR	WR	WR	sub	WR	WR	WR	ina	WR	ina	sub	WR	sub	14-11
McCree	FS	FS	FS	FS	FS	FS	FS	FS	FS	FS	FS	ina	FS	FS	FS	FS	14-14
McKinney	ps	ps	ps	ps	ps	ps	ps	ps	sub	sub	sub	sub	ina	ina	sub	sub	6-0
McNeill	LT	LT	LT	LT	LT	LT	LT	LT	LT	LT	LT	LT	LT	LT	LT	LT	16-16
Merriman	LB	LB	LB	LB	LB	LB	LB	sus	sus	sus	sus	LB	LB	LB	LB	LB	12-12
Mihlhauser	ps	ps	ps	ps	ps	ps	ps	ps	ps	ps	ps	nor	nor	nor	nor	nor	0-0
Mruczkowski	sub	sub	dnp	dnp	sub	dnp	dnp	dnp	dnp	sub	LG	sub	sub	ina	ina	ina	7-1
Neal	FB	sub	FB	FB	sub	FB	FB	sub	FB	sub	FB	FB	FB	sub	FB	FB	16-11
Oben	pup	pup	pup	pup	pup	pup	pup	pup	pup	ina	dnp	ina	ina	dnp	sub	sub	2-0
Olivera	RT	RT	RT	RT	RT	RT	RT	RT	RT	RT	RT	RT	RT	RT	RT	RT	16-16
Olshansky	DE	ina	DE	DE	DE	ina	ina	DE	DE	DE	DE	DE	DE	DE	DE	DE	13-13
Osgood	sub	sub	sub	sub	sub	sub	sub	sub	sub	sub	sub	sub	sub	sub	sub	sub	16-0
Page	ps	ps	ps	ps	ps	ps	ps	ps	ps	ps	ps	ps	ps	ps	ps	ps	0-0
E. Parker	WR	WR	WR	WR	WR	WR	WR	WR	WR	WR	sub	WR	WR	WR	ina	sub	15-12
Perkins	ps	ps	ps	ps	ps	ps	ps	ps	ps	ps	ps	ps	ps	ps	ps	ps	0-0
Phillips	LB	LB	LB	LB	LB	LB	ina	ina	LB	LB	LB	LB	LB	LB	LB	LB	14-14
Pinnock	ina	ina	ina	ina	ina	ina	ina	ina	ina	ina	sub	sub	sub	ina	ina	ina	3-0
Polk	sub	sub	sub	sub	sub	sub	LB	sub	LB	LB	sub	sub	sub	sub	sub	sub	16-4
Rivers	QB	QB	QB	QB	QB	QB	QB	QB	QB	QB	QB	QB	QB	QB	QB	QB	16-16
Robinson	ina	sub	sub	sub	sub	sub	sub	sub	sub	sub	sub	sub	sub	sub	sub	ina	14-0
Scifres	sub	sub	sub	sub	sub	sub	sub	sub	sub	sub	sub	sub	sub	sub	sub	sub	16-0
Shea	ina	ina	IR	IR	IR	IR	IR	IR	IR	IR	IR	IR	IR	IR	IR	IR	0-0
Speegle	nor	nor	nor	nor	ina	ina	nor	nor	nor	nor	nor	nor	nor	nor	nor	nor	0-0
Sproles	IR	IR	IR	IR	IR	IR	IR	IR	IR	IR	IR	IR	IR	IR	IR	IR	0-0
Tomlinson	RB	RB	RB	RB	RB	RB	RB	RB	RB	RB	RB	RB	RB	RB	RB	RB	16-16
Turner	sub	sub	sub	sub	sub	sub	sub	sub	sub	sub	ina	ina	ina	sub	sub	sub	13-0
Volek	nor	nor	ina	ina	ina	dnp	dnp	dnp	dnp	dnp	dnp	dnp	dnp	dnp	dnp	dnp	1-0
Whitehurst	dnp	sub	dnp	dnp	dnp	dnp	dnp	ina	ina	ina	ina	ina	ina	ina	ina	ina	2-0
Wilhelm	sub	sub	sub	sub	sub	sub	sub	sub	sub	sub	sub	sub	sub	sub	sub	sub	16-0
Williams	DT	DT	DT	DT	DT	DT	DT	DT	DT	DT	DT	DT	DT	DT	DT	DT	16-16
Withrow	dnp	sub	dnp	dnp	sub	dnp	dnp	sub	sub	sub	sub	sub	sub	sub	sub	sub	11-0

dnp: did not play
sus: suspended

ina: inactive
exe: exempt

ir: injured reserve
ps: practice squad
pup: physically unable to perform

sub: substitute nor: not on roster



2006 GAME SUMMARIES

San Diego Chargers 27, Oakland Raiders 0 Monday, September 11, 2006 - McAfee Coliseum (Oakland, CA)

The Chargers shut out the Raiders 27-0...San Diego's defense dominated the game, recording nine sacks, two tackles for loss and a fumble recovery deep in Oakland territory, all while holding the Raiders to 129 total net yards for the game...safety Marlon McCree set the tone early with a crushing hit on Oakland's Courtney Anderson on the game's opening series...the Chargers led 13-0 at the half on two Nate Kaeding field goals and a one-yard touchdown run by LaDainian Tomlinson...the key play of the first half was Tomlinson's 58-yard run on the touchdown drive...LT rushed for 101 yards in the game's first 30 minutes...the Chargers had four sacks in the first half and outgained the Raiders 196 to 45...the teams traded three-and-outs for most of the third quarter

before the Chargers pulled away in the fourth quarter...Oakland couldn't take advantage of a decided field position edge in the third quarter and Mike Scifres got the Chargers out of their own end of the field with a booming 56-yard punt late in the quarter...the Chargers put the game away in the fourth quarter by scoring two touchdowns on a four-yard scoring toss from Philip Rivers to Antonio Gates and a one-yard run by Michael Turner just three plays after Marques Harris recovered an Oakland fumble at the nine-yard line...Tomlinson led the offense with 149 total offensive yards, including 131 on the ground, and Shawne Merriman anchored the defensive effort with three sacks and six tackles, including one for loss.



Score by Quarters

	Q1	Q2	Q3	Q4	Total
San Diego Chargers	3	10	0	14	27
Oakland Raiders	0	0	0	0	0

Chargers	1	3:57	N.Kaeding 47 yd. Field Goal [11-51, 6:22]		
Chargers	2	14:57	L.Tomlinson 1 yd. run [N.Kaeding kick] [5-66, 2:27]		
Chargers	2	5:36	N.Kaeding 29 yd. Field Goal [12-64, 6:52]		
Chargers	4	9:56	A.Gates 4 yd. pass from PRivers [N.Kaeding kick] [8-58, 4:48]		
Chargers	4	4:34	M.Turner 1 yd. run [N.Kaeding kick] [3-9, 1:34]		
Attendance	— 62,578				

Team Statistics

	Chargers	Oakland
TOTAL FIRST DOWNS	14	9
By Rushing	8	5
By Passing	5	4
By Penalty	1	0
THIRD DOWN EFFICIENCY	7-16-44%	2-12-17%
FOURTH DOWN EFFICIENCY	1-1-100%	0-1-0%
TOTAL NET YARDS	302	129
Total Offensive Plays	59	48
Avg. gain per offensive play	5.1	2.7
NET YARDS RUSHING	194	87
Total Rushing Plays	48	20
Avg. gain per rushing play	4.0	4.4
Tackles for a loss-yards	3-5	2-5
NET YARDS PASSING	108	42
Sacks-Lost	0-0	9-54
Gross yards passing	108	96
ATT.-COMP.-INT.	11-8-0	19-8-0
Avg. gain per pass play	9.8	1.5
KICKOFFS-In EZ-TB	6-0-0	1-1-0
PUNTS No.-Avg.	5-43.8	9-46.7

Team Statistics (cont.)

	Chargers	Oakland
Had Blocked	0	0
FGs - PATs Had Blocked	0-0	0-0
Net Punting Average	43.6	40.7
TOTAL RETURN YARDAGE	54	144
No.-Yards Punt Returns	5-34	3-1
No.-Yards Kickoff Returns	1-20	6-143
No.-Yards Int. Returns	0-0	0-0
PENALTIES No.-Yards	3-25	7-54
FUMBLES No.-Lost	1-0	1-1
TOUCHDOWNS	3	0
Rushing	2	0
Passing	1	0
EXTRA POINTS Made-Attempts	3-3	0-0
Kicking Made-Attempts	3-3	0-0
FIELD GOALS Made-Attempts	2-2	0-0
RED ZONE EFFICIENCY	3-4-75%	0-1-0%
GOAL TO GO EFFICIENCY	3-3-100%	0-1-0%
SAFETIES	0	0
FINAL SCORE	27	0
TIME OF POSSESSION	35:48	24:12

CHARGERS

	Att.	Yds.	Avg.	Long	TD			
Rushing								
Tomlinson	31	131	4.2	58	1			
Turner	10	37	3.7	9	1			
Parker	1	18	18.0	18	0			
Neal	3	6	2.0	4	0			
Rivers	3	2	0.7	3	0			
Passing	Att.	Comp.	Yds.	S-L	TD	Lg.	Int.	Rtng.
Rivers	11	8	108	0-0	1	38	0	133.9
Receiving	No.	Yds.	Avg.	Long	TD			
Tomlinson	3	18	6.0	10	0			
Gates	2	26	13.0	22	1			
Parker	1	38	38.0	38	0			
McCardell	1	18	18.0	18	0			
Manumaleuna	1	8	8.0	8	0			
Interceptions	Att.	Yds.	Avg.	Long	TD			
None								
Punting	No.	Yds.	Avg.	TB	I-20	Long		
Scifres	5	219	43.8	0	2	56		
Punt Returns	No.	Yds.	Avg.	FC	Long	TD		
Parker	5	34	6.8	1	14	0		
Kickoff Returns	Att.	Yds.	Avg.	Long	TD			
Turner	1	20	20.0	20	0			

OAKLAND

	Att.	Yds.	Avg.	Long	TD			
Rushing								
Fargas	5	35	7.0	15	0			
Brooks	3	27	9.0	14	0			
Jordan	10	20	2.0	4	0			
Walter	2	5	2.5	5	0			
Passing	Att.	Comp.	Yds.	S-L	TD	Lg.	Int.	Rtng.
Brooks	14	6	68	7-43	0	20	0	58.0
Walter	5	2	28	2-11	0	21	0	58.8
Receiving	No.	Yds.	Avg.	Long	TD			
Moss	4	47	11.8	20	0			
Curry	1	21	21.0	21	0			
Whitted	1	12	12.0	12	0			
Anderson	1	9	9.0	9	0			
Williams	1	7	7.0	7	0			
Interceptions	Att.	Yds.	Avg.	Long	TD			
None								
Punting	No.	Yds.	Avg.	TB	I-20	Long		
Lechler	9	420	46.7	1	4	58		
Punt Returns	No.	Yds.	Avg.	FC	Long	TD		
Carr	3	1	0.3	2	5	0		
Kickoff Returns	Att.	Yds.	Avg.	Long	TD			
Carr	5	126	25.2	39	0			
Lee	1	17	17.0	17	0			

San Diego Chargers 40, Tennessee Titans 7 Sunday, September 17, 2006 - Qualcomm Stadium (San Diego, CA)

The Chargers crushed the Titans 40-7...the Bolts outgained Tennessee 476 to 218 and controlled the clock for 38:35 to Tennessee's 21:25...the Bolts jumped out to a 20-0 lead in the first half while outgaining the Titans in total yards, 250-15...San Diego had 16 first downs in the first half, compared to one for the Titans...LaDainian Tomlinson had two touchdown runs in the first half, tying Lance Alworth's career touchdowns mark, and Nate Kaeding kicked the first two of his career-high four field goals on the day...Tomlinson also surpassed the 10,000 career yards from scrimmage mark during the game's opening 30 minutes, becoming the first Charger and the 63rd player in league history to do so...the Chargers outscored the Titans 20-7 in the second half, a half

which featured a pair of interceptions by the Bolts defense, one each by Shawne Merriman and Quentin Jammer, that led directly to 10 Chargers points...Merriman's was the first of his career...early in the fourth quarter, Vincent Jackson caught his first-career touchdown pass, a 12-yarder from Philip Rivers and Charlie Whitehurst, subbing for Rivers late in the contest, scored his first career touchdown on a 14-yard run for the final points of the game...Michael Turner, subbing for LT late in the game, set up the Whitehurst touchdown with a 73-yard run.



Score by Quarters	Q1	Q2	Q3	Q4	Total
Tennessee Titans	0	0	0	7	7
San Diego Chargers	3	17	6	14	40

Chargers	1	6:27	N.Kaeding 28 yd. Field Goal	[9-43, 5:10]	
Chargers	2	13:14	L.Tomlinson 4 yd. run (N.Kaeding kick)	[14-85, 6:44]	
Chargers	2	9:02	L.Tomlinson 8 yd. run (N.Kaeding kick)	[5-41, 2:39]	
Chargers	2	0:17	N.Kaeding 31 yd. Field Goal	[10-62, 3:50]	
Chargers	3	6:55	N.Kaeding 35 yd. Field Goal	[13-54, 6:23]	
Chargers	3	3:44	N.Kaeding 44 yd. Field Goal	[6-18, 2:10]	
Chargers	4	12:15	V.Jackson 12 yd. pass from P.Rivers (N.Kaeding kick)	[5-54, 2:55]	
Titans	4	3:09	D.Bennett 18 yd. pass from V.Young (R.Bironas kick)	[11-69, 4:50]	
Chargers	4	1:53	C.Whitehurst 14 yd. run (N.Kaeding kick)	[3-88, 1:16]	
Attendance	- 64,344				

Team Statistics	Tennessee	Chargers
TOTAL FIRST DOWNS	14	26
By Rushing	3	10
By Passing	10	14
By Penalty	1	2
THIRD DOWN EFFICIENCY	2-12-17%	5-13-38%
FOURTH DOWN EFFICIENCY	2-3-67%	1-2-50%
TOTAL NET YARDS	218	476
Total Offensive Plays	58	73
Avg. gain per offensive play	3.8	6.5
NET YARDS RUSHING	55	241
Total Rushing Plays	19	37
Avg. gain per rushing play	2.9	6.5
Tackles for a loss-yards	1-2	4-8
NET YARDS PASSING	163	235
Sacks-Lost	0-0	0-0
Gross yards passing	163	235
ATT.-COMP.-INT.	39-13-2	36-25-0
Avg. gain per pass play	4.2	6.5
KICKOFFS-In-EZ-TB	2-1-0	9-5-1
PUNTS No.-Avg.	7-41.0	2-38.5

Team Statistics (cont.)	Tennessee	Chargers
Had Blocked	0	0
FGs - PATS Had Blocked	0-0	0-0
Net Punting Average	36.1	38.5
TOTAL RETURN YARDAGE	183	81
No.-Yards Punt Returns	0-0	3-34
No.-Yards Kickoff Returns	8-183	2-26
No.-Yards Int. Returns	0-0	2-21
PENALTIES No.-Yards	6-55	7-53
FUMBLES No.-Lost	2-0	0-0
TOUCHDOWNS	1	4
Rushing	0	3
Passing	1	1
EXTRA POINTS Made-Attempts	1-1	4-4
Kicking Made-Attempts	1-	4-4
FIELD GOALS Made-Attempts	0-0	4-4
RED ZONE EFFICIENCY	1-2-50%	4-7-57%
GOAL TO GO EFFICIENCY	0-1-0%	1-1-100%
SAFETIES	0	0
FINAL SCORE	7	40
TIME OF POSSESSION	21:25	38:35

TENNESSEE									
	Att.	Yds.	Avg.	Long	TD				
Rushing									
Young	5	24	4.8	12	0				
White	8	22	2.8	6	0				
Brown	6	9	1.5	4	0				
Passing	Att.	Comp.	Yds.	S-L	TD	Lg.	Int.	Rtg.	
Young	20	7	106	0-0	1	28	0	70.0	
Collins	19	6	57	0-0	0	18	2	1.3	
Receiving	No.	Yds.	Avg.	Long	TD				
Scaife	3	53	17.7	28	0				
Bennett	3	45	15.0	18t	1				
Givens	2	27	13.5	18	0				
Jones	2	18	9.0	10	0				
Williams	1	17	17.0	17	0				
White	1	3	3.0	3	0				
Brown	1	0	0.0	0	0				
Interceptions	Att.	Yds.	Avg.	Long	TD				
None									
Punting	No.	Yds.	Avg.	TB	I-20	Long			
Hentrich	7	287	41.0	0	1	52			
Punt Returns	No.	Yds.	Avg.	FC	Long	TD			
None									
Kickoff Returns	Att.	Yds.	Avg.	Long	TD				
Wade	5	123	24.6	27	0				
Jones	2	50	25.0	30	0				
Cramer	1	10	10.0	10	0				

CHARGERS									
	Att.	Yds.	Avg.	Long	TD				
Rushing									
Turner	13	138	10.6	73	0				
Tomlinson	19	71	3.7	15	2				
Whitehurst	1	14	14.0	14t	1				
Rivers	3	10	3.3	6	0				
McCardell	1	8	8.0	8	0				
Passing	Att.	Comp.	Yds.	S-L	TD	Lg.	Int.	Rtg.	
Rivers	35	25	235	0-0	1	28	0	99.1	
Tomlinson	1	0	0	0-0	0	0	0	39.6	
Receiving	No.	Yds.	Avg.	Long	TD				
Tomlinson	7	51	7.3	14	0				
McCardell	5	58	11.6	15	0				
Gates	4	55	13.8	28	0				
Turner	2	17	8.5	12	0				
Manumaleuna	2	15	7.5	12t	1				
Jackson	2	4	2.0	6	0				
Parker	1	25	25.0	25	0				
Floyd	1	9	9.0	9	0				
Neal	1	1	1.0	1	0				
Interceptions	Att.	Yds.	Avg.	Long	TD				
Jammer	1	11	11.0	11	0				
Merriman	1	10	10.0	10	0				
Punting	No.	Yds.	Avg.	TB	I-20	Long			
Scifres	2	77	38.5	0	2	39			
Punt Returns	No.	Yds.	Avg.	FC	Long	TD			
Parker	3	34	11.3	2	25	0			
McCardell	0	0	0.0	1	0	0			
Kickoff Returns	Att.	Yds.	Avg.	Long	TD				
Turner	2	26	13.0	23	0				



Baltimore Ravens 16, San Diego Chargers 13

Sunday, October 1, 2006 - M&T Bank Stadium (Baltimore, MD)

The Chargers lost to the Ravens 16-13 on a 10-yard touchdown catch by Todd Heap with 34 seconds left in the fourth quarter...the Bolts had led the game 13-7 at the half, but a series of penalties and miscues on special teams in the final two quarters set the stage for Baltimore's comeback...the Chargers took a 7-0 lead on the opening series of the game when Philip Rivers connected with a wide open Malcolm Floyd for a 31-yard score...Baltimore answered though by capitalizing on an interception of Rivers by Bart Scott on the Bolts' next possession and the Ravens scored a touchdown to tie the game 7-7...the Bolts went up 13-7 at the half on two Nate Kaeding field goals, including career-long



Score by Quarters	
San Diego Chargers	7
Baltimore Ravens	7

and team-record-tying 54 yarder...in the third quarter though, Kaeding missed a 40-yard field goal that would've given the team a 16-7 lead, and in the fourth quarter, the Chargers were unable to take advantage of an interception by Donnie Edwards as Mike Scifres mishandled the snap on a 51-yard field goal try and again the Bolts were unable to stretch the lead...Scifres had actually helped set up Edwards interception with a career-long-tying 71-yard punt on the previous series... backed up to its own endzone late in the game, the Chargers took an intentional safety, but after the free kick, Baltimore drove 60 yards in six plays for the game winning score...the Chargers got the ball back with 29 seconds left but were unable to drive for points and Rivers was sacked on the final play of the game.

Chargers	1	10:21
Ravens	1	5:28
Chargers	2	14:51
Chargers	2	1:51
Ravens	4	3:12
Ravens	4	0:34
Attendance	— 70,743	

Q1	Q2	Q3	Q4	Total
7	6	0	0	13
7	0	0	9	16

M.Floyd 31 yd. pass from PRivers (N.Kaeding kick)	[9-69, 4:39]
D.Wilcox 5 yd. pass from S.McNair (M.Stover kick)	[5-22, 2:52]
N.Kaeding 34 yd. Field Goal	[10-46, 5:37]
N.Kaeding 54 yd. Field Goal	[5-20, 1:17]
M.Scifres tackled in end zone by E.Reed for a Safety	
T.Heap 10 yd. pass from S.McNair (M.Stover kick)	[6-60, 2:38]

Team Statistics	Chargers	Baltimore
TOTAL FIRST DOWNS	13	14
By Rushing	5	2
By Passing	8	11
By Penalty	0	1
THIRD DOWN EFFICIENCY	2-13-15%	4-11-36%
FOURTH DOWN EFFICIENCY	1-3-33%	0-0-0%
TOTAL NET YARDS	284	206
Total Offensive Plays	64	53
Avg. gain per offensive play	4.4	3.9
NET YARDS RUSHING	150	56
Total Rushing Plays	40	21
Avg. gain per rushing play	3.8	2.7
Tackles for a loss-yards	5-15	1-3
NET YARDS PASSING	134	150
Sacks-Lost	1-11	2-8
Gross yards passing	145	158
ATT.-COMP.-INT.	23-13-1	30-17-2
Avg. gain per pass play	5.6	4.7
KICKOFFS-in EZ-TB	5-1-1	3-1-0
PUNTS No.-Avg.	5-53.8	7-48.0

Team Statistics (cont.)	Chargers	Baltimore
Had Blocked	0	0
FGs - PATS Had Blocked	0-0	0-0
Net Punting Average	46.4	41.0
TOTAL RETURN YARDAGE	144	138
No.-Yards Punt Returns	4-49	1-17
No.-Yards Kickoff Returns	3-79	4-97
No.-Yards Int. Returns	2-16	1-24
PENALTIES No.-Yards	10-78	4-30
FUMBLES No.-Lost	4-0	2-1
TOUCHDOWNS	1	2
Rushing	0	0
Passing	1	2
EXTRA POINTS Made-Attempts	1-1	2-2
Kicking Made-Attempts	1-1	2-2
FIELD GOALS Made-Attempts	2-3	0-0
RED ZONE EFFICIENCY	0-1-0%	2-3-67%
GOAL TO GO EFFICIENCY	0-0-0%	2-3-67%
SAFETIES	0	1
FINAL SCORE	13	16
TIME OF POSSESSION	33:42	26:18

CHARGERS						
	Att.	Yds.	Avg.	Long	TD	
Rushing						
Tomlinson	26	98	3.8	29	0	
Turner	7	46	6.6	19	0	
Neal	5	13	2.6	4	0	
Rivers	1	0	0.0	0	0	
Scifres	1	-7	-7.0	-7	0	
Passing	Att.	Comp.	Yds.	S-L	TD	Lg. Int. Rtnng.
Rivers	22	13	145	1-11	1	31t 1 75.0
Scifres	1	0	0	0-0	0	0 0 39.6
Receiving	No.	Yds.	Avg.	Long	TD	
Gates	4	41	10.3	18	0	
Parker	4	37	9.3	11	0	
Floyd	1	31	31.0	31t	1	
Neal	1	18	18.0	18	0	
Tomlinson	1	7	7.0	7	0	
Jackson	1	6	6.0	6	0	
Manumaleuna	1	5	5.0	5	0	
Interceptions	Att.	Yds.	Avg.	Long	TD	
Janner	1	11	11.0	11	0	
Edwards	1	5	5.0	5	0	
Punting	No.	Yds.	Avg.	TB	I-20	Long
Scifres	5	269	53.8	1	2	71
Punt Returns	No.	Yds.	Avg.	FC	Long	TD
Parker	4	49	12.3	2	25	0
Kickoff Returns	Att.	Yds.	Avg.	Long	TD	
Turner	2	63	31.5	32	0	
Cromartie	1	16	16.0	16	0	

BALTIMORE						
	Att.	Yds.	Avg.	Long	TD	
Rushing						
Lewis	15	34	2.3	6	0	
Smith	2	14	7.0	9	0	
McNair	2	11	5.5	12	0	
Anderson	1	0	0.0	0	0	
Clayton	1	-3	-3.0	-3	0	
Passing	Att.	Comp.	Yds.	S-L	TD	Lg. Int. Rtnng.
McNair	30	17	158	2-8	2	29 2 65.7
Receiving	No.	Yds.	Avg.	Long	TD	
Heap	4	60	15.0	29	1	
Clayton	4	37	9.3	17	0	
Mason	4	37	9.3	20	0	
Wilcox	3	17	5.7	11	1	
Williams	1	6	6.0	6	0	
Smith	1	1	1.0	1	0	
Interceptions	Att.	Yds.	Avg.	Long	TD	
Scott	1	24	24.0	24	0	
Punting	No.	Yds.	Avg.	TB	I-20	Long
Koch	7	336	48.0	0	2	56
Punt Returns	No.	Yds.	Avg.	FC	Long	TD
Sams	1	17	17.0	0	17	0
Kickoff Returns	Att.	Yds.	Avg.	Long	TD	
Sams	4	97	24.3	29	0	

San Diego Chargers 23, Pittsburgh Steelers 13 Sunday, October 8, 2006 - Qualcomm Stadium (San Diego, CA)

The Chargers knocked off the defending Super Bowl Champion Steelers, 23-13, in nationally-televised game on NBC's Sunday Night Football...the Bolts overcame a slow start to erase a 10-0 deficit and outscore Pittsburgh 16-0 in the second half...San Diego's defense helped secure the victory by collecting two interceptions, five sacks, nine tackles for loss and holding the Steelers to 265 total yards...in the second half, the Chargers held Pittsburgh to 49 yards and four first downs...one of the bigger plays of the game came in the second quarter when Shaun Phillips and Igor Olshansky combined to tackle Najeh Davenport for a one-yard loss on a third-and-one from San Diego's 20...it stopped a Pittsburgh drive, forcing a field goal that gave the Steelers a 10-0 lead instead of a potential 14-0 edge...after that field goal, the Bolts responded with a nine-yard Philip Rivers to Malcolm Floyd touchdown on the next drive and Pittsburgh only scored three points the rest of the night... San Diego's defense took control in the

second half with key interceptions by Drayton Florence and Marlon McCree...the Chargers scored following both of the turnovers, including a 22-yard touchdown catch by Antonio Gates following the Florence interception and a 22-yard Nate Kaeding field goal following the McCree interception...the drive that ended with the Gates touchdown catch gave San Diego its first lead of the game, 17-13...during that drive, Eric Parker was sensational with 16 and 25-yard catches on successive third-and-seven plays...Kaeding was 3-for-3 on field goals, all coming in the second half...Phillips and Jamal Williams both finished the night with stellar defensive efforts...Phillips had a sack, three tackles for loss and his pressure on Pittsburgh quarterback Ben Roethlisberger forced the McCree interception...Williams had a season-high eight tackles, including one for loss, and a sack.

Score by Quarters	Q1	Q2	Q3	Q4	Total
Pittsburgh Steelers	7	6	0	0	13
San Diego Chargers	0	7	10	6	23

Steelers	1	0:35	W.Parker 9 yd. run (J.Reed kick) [5-61, 2:28]		
Steelers	2	4:55	J.Reed 39 yd. Field Goal [1-63, 6:24]		
Chargers	2	1:11	M.Floyd 9 yd. pass from P.Rivers (N.Kaeding kick) [3-80, 3:44]		
Steelers	2	0:09	J.Reed 44 yd. Field Goal [7-54, 1:02]		
Chargers	3	11:30	N.Kaeding 28 yd. Field Goal [7-32, 3:30]		
Chargers	3	5:21	A.Gates 22 yd. pass from P.Rivers (N.Kaeding kick) [11-91, 4:43]		
Chargers	4	8:59	N.Kaeding 33 yd. Field Goal [14-63, 7:41]		
Chargers	4	1:05	N.Kaeding 22 yd. Field Goal [11-54, 4:53]		
Attendance	- 67,837				



Team Statistics	Pittsburgh	Chargers
TOTAL FIRST DOWNS	16	22
By Rushing	6	9
By Passing	10	13
By Penalty	0	0
THIRD DOWN EFFICIENCY	3-9-33%	9-16-56%
FOURTH DOWN EFFICIENCY	0-2-0%	0-0-0%
TOTAL NET YARDS	265	341
Total Offensive Plays	54	72
Avg. gain per offensive play	4.9	4.7
NET YARDS RUSHING	68	119
Total Rushing Plays	18	31
Avg. gain per rushing play	3.8	3.8
Tackles for a loss-yards	6-11	2-7
NET YARDS PASSING	197	222
Sacks-Lost	5-23	4-20
Gross yards passing	220	242
ATT.-COMP.-INT.	31-20-2	37-24-1
Avg. gain per pass play	5.5	5.4
KICKOFFS-IN EZ-TB	4-1-1	6-2-1
PUNTS No.-Avg.	3-47.3	3-44.7

Team Statistics (cont.)	Pittsburgh	Chargers
Had Blocked	0	0
FGs - PATs Had Blocked	0-0	0-0
Net Punting Average	39.0	40.7
TOTAL RETURN YARDAGE	127	74
No.-Yards Punt Returns	2-12	2-5
No.-Yards Kickoff Returns	5-116	2-66
No.-Yards Int. Returns	1(-1)	2-3
PENALTIES No.-Yards	4-30	2-10
FUMBLES No.-Lost	0-0	0-0
TOUCHDOWNS	1	2
Rushing	1	0
Passing	0	2
EXTRA POINTS Made-Attempts	1-1	2-2
Kicking Made-Attempts	1-1	2-2
FIELD GOALS Made-Attempts	2-2	3-3
RED ZONE EFFICIENCY	1-1-100%	1-5-20%
GOAL TO GO EFFICIENCY	1-1-100%	0-2-0%
SAFETIES	0	3
FINAL SCORE	13	23
TIME OF POSSESSION	26:08	33:52

PITTSBURGH										
Rushing	Att.	Yds.	Avg.	Long	TD					
Parker	14	57	4.1	15	1					
Haynes	1	13	13.0	13	0					
Davenport	2	0	0.0	1	0					
McFadden	1	-2	-2.0	-2	0					
Passing	Att.	Comp.	Yds.	S-L	TD	Lg.	Int.	Rtg.		
Roethlisberger	31	20	220	5-23	0	32	2	58.5		
Receiving	No.	Yds.	Avg.	Long	TD					
Ward	4	49	12.3	24	0					
Washington	3	45	15.0	22	0					
Parker	3	26	8.7	15	0					
Haynes	3	7	2.3	9	0					
Miller	2	22	11.0	15	0					
Holmes	2	22	11.0	13	0					
Wilson	2	17	8.5	9	0					
Davenport	1	32	32.0	32	0					
Interceptions	Att.	Yds.	Avg.	Long	TD					
Clark	1	-1	-1.0	-1	0					
Punting	No.	Yds.	Avg.	TB	I-20	Long				
Gardocki	3	142	47.3	1	0	51				
Punt Returns	No.	Yds.	Avg.	FC	Long	TD				
Reid	1	11	11.0	0	11	0				
Holmes	1	1	1.0	0	1	0				
Kickoff Returns	Att.	Yds.	Avg.	Long	TD					
Holmes	3	71	23.7	27	0					
Davenport	1	26	26.0	26	0					
Reid	1	0	0.0	0	0					

CHARGERS										
Rushing	Att.	Yds.	Avg.	Long	TD					
Turner	11	56	5.1	23	0					
Tomlinson	13	36	2.8	12	0					
Rivers	6	24	4.0	15	0					
Neal	1	3	3.0	3	0					
Passing	Att.	Comp.	Yds.	S-L	TD	Lg.	Int.	Rtg.		
Rivers	37	24	242	4-20	2	25	1	90.1		
Receiving	No.	Yds.	Avg.	Long	TD					
Tomlinson	8	34	4.3	19	0					
Parker	5	86	17.2	25	0					
McCardell	4	37	9.3	14	0					
Gates	3	55	18.3	22t	1					
Floyd	2	18	9.0	9t	1					
Jackson	1	13	13.0	13	0					
Neal	1	-1	-1.0	-1	0					
Interceptions	Att.	Yds.	Avg.	Long	TD					
Florence	1	3	3.0	3	0					
McCree	1	0	0.0	0	0					
Punting	No.	Yds.	Avg.	TB	I-20	Long				
Scifres	3	134	44.7	0	2	55				
Punt Returns	No.	Yds.	Avg.	FC	Long	TD				
Parker	2	5	2.5	0	7	0				
Kickoff Returns	Att.	Yds.	Avg.	Long	TD					
Turner	2	66	33.0	51	0					



San Diego Chargers 48, San Francisco 49ers 19

Sunday, October 15, 2006 - Monster Park (San Francisco, CA)

The Chargers stomped the San Francisco 49ers, 48-19, at Monster Park...the Chargers scored on eight of their 10 full offensive possessions, cashing in six touchdowns and two field goals...LaDainian Tomlinson tied a team record with four rushing touchdowns as he became the team's all-time touchdowns leader...Phillip Rivers had an outstanding day, chalking up his first-career 300-yard game while throwing touchdown passes to Antonio Gates and Vincent Jackson...Rivers opened the game by completing 14 of his first 15 passes, including 13 in a row at one point...his only incomplection during that time was an intentional throw-away...Rivers finished the game 29-of-39 overall and 9-of-10 for 142 yards and a touchdown on third-downs...the Chargers defense

held San Francisco to 274 total yards, 54 below its season average coming into the game, and recorded five sacks...the turning point of the game was late in the second quarter after San Francisco had cut San Diego's lead from 28-10 to 28-19 on a touchdown and a safety...on the 49ers first offensive snap after the safety, Shaun Phillips tipped a pass that was intercepted by Luis Castillo...the Chargers scored a touchdown nine plays later to increase their lead to 35-19 at the half and then outscored San Francisco 13-0 in the second half to close out the victory...Phillips paced the Bolts defense with two sacks on the afternoon.



Score by Quarters

Quarter	San Diego Chargers	San Francisco 49ers
Q1	12:00	
Q2	9:00	
Q3	2:45	
Q4	14:44	
Total	11:57	

Quarter	Q1	Q2	Q3	Q4	Total
San Diego Chargers	14	21	3	10	48
San Francisco 49ers	7	12	0	0	19

Chargers 1 12:00 A.Gates 57 yd. pass from PRivers (N.Kaeding kick) [6-78, 3:00]
 49ers 1 9:00 B.Gilmore 15 yd. pass from A.Smith (J.Nedney kick) [5-74, 3:00]
 Chargers 1 2:45 L.Tomlinson 5 yd. run (N.Kaeding kick) [11-91, 6:15]
 49ers 2 14:44 J.Nedney 42 yd. Field Goal [9-50, 3:01]
 Chargers 2 11:57 V.Jackson 33 yd. pass from PRivers (N.Kaeding kick) [5-77, 2:47]
 Chargers 2 6:20 L.Tomlinson 1 yd. run (N.Kaeding kick) [5-72, 3:17]
 49ers 2 3:32 M.Norris 2 yd. pass from A.Smith (J.Nedney kick) [6-74, 2:48]
 49ers 2 3:12 Penalty on PRivers enforced in end zone for a Safety
 Chargers 2 0:33 L.Tomlinson 1 yd. run (N.Kaeding kick) [9-35, 2:26]
 Chargers 3 9:09 N.Kaeding 24 yd. Field Goal [9-45, 5:00]
 N.Chargers 4 13:29 N.Kaeding 44 yd. Field Goal [7-38, 2:56]
 Chargers 4 4:20 L.Tomlinson 5 yd. run (N.Kaeding kick) [13-56, 7:36]
 Attendance — 68,137

Team Statistics

	Chargers	San Francisco
TOTAL FIRST DOWNS	30	15
By Rushing	10	4
By Passing	15	10
By Penalty	5	1
THIRD DOWN EFFICIENCY	12-15-80%	4-11-36%
FOURTH DOWN EFFICIENCY	0-0-0%	0-1-0%
TOTAL NET YARDS	421	274
Total Offensive Plays	69	50
Avg. gain per offensive play	6.1	5.5
NET YARDS RUSHING	87	92
Total Rushing Plays	30	14
Avg. gain per rushing play	2.9	6.6
Tackles for a loss-yards	1-1	1-1
NET YARDS PASSING	334	182
Sacks-Lost	0-0	5-32
Gross yards passing	334	214
ATT.-COMP.-INT.	39-29-0	31-20-1
Avg. gain per pass play	8.6	5.1
KICKOFFS-In EZ-TB	10-2-0	4-0-0
PUNTS No.-Avg.	1-53.0	4-48.0

Team Statistics (cont.)

	Chargers	San Francisco
Had Blocked	0	0
FGs - PATs Had Blocked	0-0	0-0
Net Punting Average	47.0	38.0
TOTAL RETURN YARDAGE	60	210
No.-Yards Punt Returns	3-17	1-6
No.-Yards Kickoff Returns	4-42	10-204
No.-Yards Int. Returns	1-1	0-0
PENALTIES No.-Yards	6-51	9-116
FUMBLES No.-Lost	1-0	2-1
TOUCHDOWNS	6	2
Rushing	4	0
Passing	2	2
EXTRA POINTS Made-Attempts	2-2	2-2
Kicking Made-Attempts	6-6	2-2
FIELD GOALS Made-Attempts	2-2	1-1
RED ZONE EFFICIENCY	4-5-80%	2-2-100%
GOAL TO GO EFFICIENCY	3-3-100%	1-1-100%
SAFETIES	0	1
FINAL SCORE	48	19
TIME OF POSSESSION	35:48	24:12

CHARGERS

	Att.	Yds.	Avg.	Long	TD			
Rushing								
Tomlinson	21	71	3.4	9	4			
Neal	5	15	3.0	5	0			
Rivers	2	2	1.0	1	0			
Turner	1	0	0.0	0	0			
Whitehurst	1	-1	-1.0	-1	0			
Passing	Att.	Comp.	Yds.	S-L	TD	Lg.	Int.	Rtng.
Rivers	39	29	334	0-0	2	57	0	116.8
Receiving	No.	Yds.	Avg.	Long	TD			
Parker	7	88	12.6	27	0			
Tomlinson	7	64	9.1	16	0			
McCardell	6	65	10.8	15	0			
Gates	5	78	15.6	57	1			
Neal	2	3	1.5	4	0			
Jackson	1	33	33.0	33	1			
Manumaleuna	1	3	3.0	3	0			
Interceptions	Att.	Yds.	Avg.	Long	TD			
Castillo	1	1	1.0	1	0			
Punting	No.	Yds.	Avg.	TB	I-20	Long		
Scifres	1	53	53.0	0	0	53		
Punt Returns	No.	Yds.	Avg.	FC	Long	TD		
Parker	3	17	5.7	0	9	0		
Kickoff Returns	Att.	Yds.	Avg.	Long	TD			
Turner	3	35	11.7	20	0			
Neal	1	7	7.0	7	0			

SAN FRANCISCO

	Att.	Yds.	Avg.	Long	TD			
Rushing								
Gore	10	55	5.5	22	0			
Gilmore	2	31	15.5	22	0			
Hicks	1	4	4.0	4	0			
Robinson	1	2	2.0	2	0			
Passing	Att.	Comp.	Yds.	S-L	TD	Lg.	Int.	Rtng.
Smith	31	20	214	5-32	2	25	1	92.7
Receiving	No.	Yds.	Avg.	Long	TD			
Battle	5	39	7.8	14	0			
Gore	5	35	7.0	16	0			
Bryant	4	78	19.5	25	0			
Johnson	3	29	9.7	18	0			
Hicks	1	16	16.0	16	0			
Gilmore	1	15	15.0	15	1			
Norris	1	2	2.0	2	1			
Interceptions	Att.	Yds.	Avg.	Long	TD			
None								
Punting	No.	Yds.	Avg.	TB	I-20	Long		
Lee	4	192	48.0	1	0	54		
Punt Returns	No.	Yds.	Avg.	FC	Long	TD		
Williams	1	6	6.0	0	6	0		
Kickoff Returns	Att.	Yds.	Avg.	Long	TD			
Hicks	9	195	21.7	27	0			
Williams	1	9	9.0	9	0			

Kansas City Chiefs 30, San Diego Chargers 27

Sunday, October 22, 2006 - Arrowhead Stadium (Kansas City, MO)

The Chargers lost a heartbreaker in Kansas City, falling 30-27 to the Chiefs...Lawrence Tynes kicked a 53-yard field goal with six seconds left to win the game...the Chargers overcame 14-point deficits in both first and second halves, rallying to finally tie the game at 27-27 late in the fourth quarter...turnovers hurt the Bolts early as K.C. scored two first half touchdowns following an interception and a fumble and the Chiefs led 20-6 at the half...the game started to turn after the Bolts defense forced a three-and-out on the opening series of the third quarter and a career-long 50-yard punt return by Eric Parker that set up a one-yard touchdown pass from Philip Rivers to Antonio Gates which cut the Chiefs' lead to 20-13...a Larry Johnson touchdown punt K.C. backed up by 14, but the Chargers answered again when LaDainian Tomlinson caught a short pass on a fourth-and-three play early in the fourth quarter and

raced 37 yards untouched for a score to again make it a seven-point game...after trading punts, the Bolts D made another big play when Marques Harris sacked Damon Huard and stripped the ball from the quarterback...Luis Castillo recovered at the 23-yard line and five plays later Tomlinson threw a one-yard touchdown pass to Brandon Manumaleuna on a third-and-one play to tie the game at 27-27...on the next series, the Bolts stopped the Chiefs offense, helped by a sack split by Donnie Edwards and Derreck Robinson and a third-down pass breakup by Clinton Hart to force a punt...the Bolts quickly moved to the 47-yard line, but a holding penalty backed them up and eventually led to a punt...on their final drive, K.C. drove 52 yards in three plays to set up Tynes' game-winning kick.

Score by Quarters	Q1	Q2	Q3	Q4	Total
San Diego Chargers	0	6	7	14	27
Kansas City Chiefs	14	6	7	3	30

Chiefs	1	6:21	K.Wilson 11 yd. pass from D.Huard (L.Tynes kick) [1-11, 0:04]
Chiefs	1	3:17	E.Kennison 21 yd. pass from D.Huard (L.Tynes kick) [3-32, 0:51]
Chargers	2	14:52	N.Kaeding 39 yd. Field Goal [8-44, 3:25]
Chiefs	2	11:06	L.Johnson 11 yd. run (kick failed, hru) [6-73, 3:46]
Chargers	2	4:22	N.Kaeding 31 yd. Field Goal [12-67, 6:44]
Chargers	3	9:29	A.Gates 1 yd. pass from P.Rivers (N.Kaeding kick) [7-30, 3:42]
Chiefs	3	1:32	L.Johnson 1 yd. run (L.Tynes kick) [14-89, 7:57]
Chargers	4	13:16	L.Tomlinson 37 yd. pass from P.Rivers (N.Kaeding kick) [7-66, 3:16]
Chargers	4	5:10	B.Manumaleuna 1 yd. pass from L.Tomlinson (N.Kaeding kick) [5-23, 2:26]
Chiefs	4	0:06	L.Tynes 53 yd. Field Goal [4-47, 0:27]

Team Statistics	Chargers	Kansas City
TOTAL FIRST DOWNS	22	19
By Rushing	6	8
By Passing	15	11
By Penalty	1	0
THIRD DOWN EFFICIENCY	6-15-40%	6-13-46%
FOURTH DOWN EFFICIENCY	1-1-100%	0-0-0%
TOTAL NET YARDS	349	355
Total Offensive Plays	71	59
Avg. gain per offensive play	4.9	6.0
NET YARDS RUSHING	97	134
Total Rushing Plays	23	30
Avg. gain per rushing play	4.2	4.5
Tackles for a loss-yards	3-5-0	0-0-0
NET YARDS PASSING	252	221
Sacks-Lost	4-15	2-11
Gross yards passing	267	232
ATT.-COMP.-INT.	44-26-1	27-15-0
Avg. gain per pass play	5.3	7.6
KICKOFFS-IN EZ-TB	6-3-0	6-1-1
PUNTS No.-Avg.	3-40.3	5-47.4

CHARGERS					
Rushing	Att.	Yds.	Avg.	Long	TD
Tomlinson	15	66	4.4	19	0
Turner	4	18	4.5	6	0
Neal	1	10	10.0	10	0
Rivers	2	2	1.0	2	0
Manumaleuna	1	1	1.0	1	0

Passing	Att.	Comp.	Yds.	S-L	TD	Lg.	Int.	Rtng.
Rivers	43	25	266	4-15	2	37t	1	82.1
Tomlinson	1	1	0	0-0	1	1t	0	118.8

Receiving	No.	Yds.	Avg.	Long	TD
Gates	9	63	7.0	21	1
Tomlinson	6	72	12.0	37t	1
McCardell	4	51	12.8	18	0
Manumaleuna	4	23	5.8	11	1
Parker	2	39	19.5	21	0
Floyd	1	19	19.0	19	0

Interceptions	Att.	Yds.	Avg.	Long	TD
None					

Punting	No.	Yds.	Avg.	TB	I-20	Long
Scifres	3	121	40.3	0	1	47

Punt Returns	No.	Yds.	Avg.	FC	Long	TD
Parker	2	52	26.0	2	50	0

Kickoff Returns	Att.	Yds.	Avg.	Long	TD
Turner	2	47	23.5	24	0
Cromartie	1	19	19.0	19	0
Manumaleuna	1	14	14.0	14	0
Neal	1	-2	-2.0	-2	0

Team Statistics (cont.)	Chargers	Kansas City
Had Blocked	0	0
FGs - PATs Had Blocked	0-0	0-0
Net Punting Average	40.3	37.0
TOTAL RETURN YARDAGE	130	128
No.-Yards Punt Returns	2-52	0-0
No.-Yards Kickoff Returns	5-78	6-99
No.-Yards Int Returns	0-0	1-29
PENALTIES No.-Yards	7-60	6-50
FUMBLES No.-Lost	2-2	1-1
TOUCHDOWNS	3	4
Rushing	0	2
Passing	3	2
EXTRA POINTS Made-Attempts	3-3	3-4
Kicking Made-Attempts	3-3	3-4
FIELD GOALS Made-Attempts	2-3	1-2
RED ZONE EFFICIENCY	2-3-67%	3-3-100%
GOAL TO GO EFFICIENCY	2-2-100%	1-1-100%
SAFETIES	0	0
FINAL SCORE	27	30
TIME OF POSSESSION	31:02	28:58

KANSAS CITY					
Rushing	Att.	Yds.	Avg.	Long	TD
Johnson	28	132	4.7	22	2
Parker	1	2	2.0	2	0
Kennison	1	0	0.0	0	0

Passing	Att.	Comp.	Yds.	S-L	TD	Lg.	Int.	Rtng.
Huard	27	15	232	2-11	2	57	0	108.9

Receiving	No.	Yds.	Avg.	Long	TD
Gonzalez	6	138	23.0	57	0
Kennison	2	30	15.0	21t	1
Johnson	2	29	14.5	15	0
Wilson	2	13	6.5	11t	1
Parker	1	15	15.0	15	0
Hall	1	9	9.0	9	0
Huard	1	-2	-2.0	-2	0

Interceptions	Att.	Yds.	Avg.	Long	TD
Wesley	1	29	29.0	29	0

Punting	No.	Yds.	Avg.	TB	I-20	Long
Colquitt	5	237	47.4	0	2	58

Punt Returns	No.	Yds.	Avg.	FC	Long	TD
Hall	0	0	0.0	1	0	0

Kickoff Returns	Att.	Yds.	Avg.	Long	TD
Hall	6	99	16.5	29	0




2006 IN REVIEW

San Diego Chargers 38, St. Louis Rams 24

Sunday, October 29, 2006 - Qualcomm Stadium (San Diego, CA)

The Chargers improved to 5-2 with a 38-24 win over the St. Louis Rams...the Bolts jumped out to a 14-0 first-quarter lead with touchdown runs by LaDainian Tomlinson on each of their first two possessions covering two and 38 yards...Shawne Merriman set the tone for the defense, recording two sacks early in the game, including one on St. Louis' first offensive possession that led to a three-and-out...Philip Rivers got off to a nice start under center, completing his first four passes and 10-of-14 in the first half as the Chargers took a 14-7 lead...after the teams traded punts to start the second half, Jacques

Cesaire made perhaps the biggest play of the game...filling in for an injured Igor Olshansky, Cesaire forced a St. Louis fumble as the Rams were driving in a 14-7 game...Marlon McCree scooped up the fumble and returned it 79 yards for a touchdown that allowed San Diego's lead to grow to 21-7...the teams traded field goals late in the third quarter, but the Chargers put the game away in the fourth quarter when Michael Turner capped an eight-play, 84-yard drive with a 14-yard touchdown run and Tomlinson scored his third touchdown of the game on a 25-yard pass from Rivers.



Score by Quarters	
St. Louis Rams	0
San Diego Chargers	14

Q1	Q2	Q3	Q4	Total
0	7	3	14	24
14	0	10	14	38

Chargers	1	7:05	L.Tomlinson 2 yd. run (N.Kaeding kick) [12-80, 7:55]
Chargers	1	3:33	L.Tomlinson 38 yd. run (N.Kaeding kick) [3-56, 1:37]
Rams	2	12:26	S.Jackson 3 yd. run (J.Wilkins kick) [11-74, 6:07]
Chargers	3	8:56	M.McCree 79 yd. fumble return (N.Kaeding kick)
Rams	3	7:18	J.Wilkins 34 yd. Field Goal [6-68, 1:38]
Chargers	3	3:17	N.Kaeding 31 yd. Field Goal [8-70, 4:01]
Chargers	4	11:44	M.Turner 14 yd. run (N.Kaeding kick) [8-84, 4:12]
Rams	4	6:39	S.McDonald 7 yd. pass from M.Bulger (J.Wilkins kick) [11-80, 5:05]
Chargers	4	3:58	L.Tomlinson 25 yd. pass from P.Rivers (N.Kaeding kick) [5-42, 2:41]
Rams	4	1:31	K.Curtis 6 yd. pass from M.Bulger (J.Wilkins kick) [9-75, 2:27]
Attendance — 66,598			

Team Statistics

	St. Louis	Chargers
TOTAL FIRST DOWNS	23	21
By Rushing	5	10
By Passing	17	11
By Penalty	1	0
THIRD DOWN EFFICIENCY	5-12-42%	7-13-54%
FOURTH DOWN EFFICIENCY	1-1-100%	0-1-0%
TOTAL NET YARDS	412	419
Total Offensive Plays	64	59
Avg. gain per offensive play	6.4	7.1
NET YARDS RUSHING	101	216
Total Rushing Plays	21	35
Avg. gain per rushing play	4.8	6.2
Tackles for a loss-yards	1-1	0-0
NET YARDS PASSING	311	203
Sacks-Lost	3-16	1-3
Gross yards passing	327	206
ATT.-COMP.-INT.	40-27-0	23-15-0
Avg. gain per pass play	7.2	8.5
KICKOFFS-In EZ-TB	5-2-0	7-3-0
PUNTS No.-Avg.	5-40.8	3-43.3
Had Blocked	0	0

Team Statistics (cont.)

	St. Louis	Chargers
FGs - PATS Had Blocked	0-0	0-0
Net Punting Average	37.2	43.3
TOTAL RETURN YARDAGE	0	18
No.-Yards Punt Returns	1-0	2-18
No.-Yards Kickoff Returns	7-125	3-64
No.-Yards Int. Returns	0-0	0-0
PENALTIES No.-Yards	4-20	3-43
FUMBLES No.-Lost	3-1	0-0
TOUCHDOWNS	3	5
Rushing	1	3
Passing	2	1
Fumbles	0	1
EXTRA POINTS Made-Attempts	3-3	5-5
Kicking Made-Attempts	3-3	5-5
FIELD GOALS Made-Attempts	1-1	1-1
RED ZONE EFFICIENCY	3-4-75%	2-3-67%
GOAL TO GO EFFICIENCY	2-2-100%	1-1-100%
SAFETIES	0	0
FINAL SCORE	24	38
TIME OF POSSESSION	29:06	30:54

ST. LOUIS

Rushing	Att.	Yds.	Avg.	Long	TD
Jackson	18	84	4.7	12	1
Davis	2	18	9.0	14	0
Fisher	1	-1	-1.0	-1	0

Passing	Att.	Comp.	Yds.	S-L	TD	Lg.	Int.	Rtng.
Bulger	40	27	327	3-16	2	44	0	109.1

Receiving	No.	Yds.	Avg.	Long	TD
Curtis	7	79	11.3	22	1
Bruce	5	105	21.0	44	0
Holt	5	48	9.6	20	0
Fisher	5	30	6.0	10	0
Jackson	3	55	18.3	28	0
McDonald	1	7	7.0	7	1
Klopfenstein	1	3	3.0	3	0

Interceptions	Att.	Yds.	Avg.	Long	TD
None					

Punting	No.	Yds.	Avg.	TB	I-20	Long
Turk	5	204	40.8	0	2	45

Punt Returns	No.	Yds.	Avg.	FC	Long	TD
McDonald	1	0	0.0	1	0	0
Looker	0	0	0.0	1	0	0

Kickoff Returns	Att.	Yds.	Avg.	Long	TD
Fisher	6	122	20.3	23	0
Smith	1	3	3.0	3	0

CHARGERS

Rushing	Att.	Yds.	Avg.	Long	TD
Tomlinson	25	183	7.3	51	2
Turner	5	28	5.6	14	1
Rivers	4	4	1.0	7	0
Parker	1	1	1.0	1	0

Passing	Att.	Comp.	Yds.	S-L	TD	Lg.	Int.	Rtng.
Rivers	23	15	206	1-3	1	27	0	108.2

Receiving	No.	Yds.	Avg.	Long	TD
Gates	5	66	13.2	27	0
Parker	4	56	14.0	22	0
Tomlinson	3	57	19.0	26	1
McCardell	2	22	11.0	11	0
Floyd	1	5	5.0	5	0

Interceptions	Att.	Yds.	Avg.	Long	TD
None					

Punting	No.	Yds.	Avg.	TB	I-20	Long
Scifres	3	130	43.3	0	3	55

Punt Returns	No.	Yds.	Avg.	FC	Long	TD
Parker	2	18	9.0	2	10	0

Kickoff Returns	Att.	Yds.	Avg.	Long	TD
Turner	3	64	21.3	22	0

San Diego Chargers 32, Cleveland Browns 25 Sunday, November 5, 2006 - Qualcomm Stadium (San Diego, CA)

The Chargers reached the midpoint of their season at 6-2 after a 32-25 win over the Cleveland Browns...after rushing for only 43 yards in the first half, LaDainian Tomlinson exploded for 129 yards and three touchdowns in the second half to blow open the game for the Chargers...the game was tight early on and San Diego's lone touchdown of the first half came when Marques Harris recovered a fumble in the end zone after a sack and forced fumble by Randall Godfrey deep in Browns' territory...one of the biggest plays of the game was turned in by Antonio Cromartie, who downed a third quarter punt at the two-yard line with the Chargers trailing, 12-10...it led to a three-and-out by the Browns

and immediately after they punted, Tomlinson scored the first of his three touchdowns on a 41-yard run to give San Diego the lead and the Bolts would never give it back...the Chargers played the game without their two leading sackers, yet their defense still recorded five sacks, including a career-high two by Jacques Cesaire...the defense did its part throughout the game, holding Cleveland to six field goals and not allowing a touchdown until the game was in hand late in the fourth quarter.

Score by Quarters	Q1	Q2	Q3	Q4	Total
Cleveland Browns	3	9	0	13	25
San Diego Chargers	3	7	7	15	32

Chargers	1	7:47	N.Kaeding 29 yd. Field Goal [12-69, 7:13]
Browns	1	1:35	P.Dawson 37 yd. Field Goal [9-56, 6:12]
Browns	2	13:47	P.Dawson 20 yd. Field Goal [4-7, 1:36]
Chargers	2	5:49	M.Harris fumble recovery in end zone (N.Kaeding kick)
Browns	2	2:44	P.Dawson 42 yd. Field Goal [9-27, 3:05]
Browns	2	0:01	P.Dawson 30 yd. Field Goal [10-59, 1:51]
Chargers	3	1:08	L.Tomlinson 41 yd. run (N.Kaeding kick) [1-41, 0:09]
Browns	4	14:19	P.Dawson 36 yd. Field Goal [7-41, 1:49]
Chargers	4	9:15	L.Tomlinson 7 yd. run (N.Kaeding kick) [10-77, 5:04]
Browns	4	5:29	P.Dawson 35 yd. Field Goal [13-57, 3:46]
Chargers	4	3:53	L.Tomlinson 8 yd. run (P.Rivers-V.Jackson pass) [5-86, 1:36]
Browns	4	1:11	B.Edwards 4 yd. pass from C.Frye (P.Dawson kick) [11-69, 2:42]
Attendance	- 65,558		



Team Statistics	Cleveland	Chargers
TOTAL FIRST DOWNS	23	19
By Rushing	4	10
By Passing	12	8
By Penalty	7	1
THIRD DOWN EFFICIENCY	7-17-41%	3-10-30%
FOURTH DOWN EFFICIENCY	0-0-0%	0-0-0%
TOTAL NET YARDS	293	381
Total Offensive Plays	76	54
Avg. gain per offensive play	3.9	7.1
NET YARDS RUSHING	84	190
Total Rushing Plays	27	23
Avg. gain per rushing play	3.1	8.3
Tackles for a loss-yards	0-0	0-0
NET YARDS PASSING	209	191
Sacks-Lost	5-32	3-20
Gross yards passing	241	211
ATT.-COMP.-INT.	44-26-1	28-19-0
Avg. gain per pass play	4.3	6.2
KICKOFFS-In EZ-TB	8-3-1	6-0-0
PUNTS No.-Avg.	4-42.0	6-48.5
Had Blocked	0	0

Team Statistics (cont.)	Cleveland	Chargers
FGs - PATs Had Blocked	0-0	0-0
Net Punting Average	37.3	31.2
TOTAL RETURN YARDAGE	137	116
No.-Yards Punt Returns	3-104	2-19
No.-Yards Kickoff Returns	5-133	5-99
No.-Yards Int. Returns	0-0	1-(-2)
PENALTIES No.-Yards	6-50	12-113
FUMBLES No.-Lost	3-1	2-1
TOUCHDOWNS	1	4
Rushing	0	3
Passing	1	0
Fumbles	0	1
EXTRA POINTS Made-Attempts	1-1	4-4
Kicking Made-Attempts	1-1	3-3
Passing Made-Attempts	0-0	1-1
FIELD GOALS Made-Attempts	6-6	1-1
RED ZONE EFFICIENCY	1-6-17%	2-3-67%
GOAL TO GO EFFICIENCY	0-1-0%	2-2-100%
SAFETIES	0	0
FINAL SCORE	25	32
TIME OF POSSESSION	32:54	27:06

CLEVELAND

Rushing	Att.	Yds.	Avg.	Long	TD			
Droughns	19	36	1.9	8	0			
Frye	5	27	5.4	11	0			
Harrison	2	13	6.5	11	0			
Edwards	1	8	8.0	8	0			
Passing	Att.	Comp.	Yds.	S-L	TD	Lg.	Int.	Rtnng.
Frye	44	26	241	5-32	1	52	1	72.3
Receiving	No.	Yds.	Avg.	Long	TD			
Winslow	11	78	7.1	14	0			
Edwards	7	66	9.4	20	1			
Jurevicius	3	76	25.3	52	0			
Heiden	2	14	7.0	8	0			
Northcutt	1	7	7.0	7	0			
Droughns	1	0	0.0	0	0			
Smith	1	0	0.0	0	0			
Interceptions	Att.	Yds.	Avg.	Long	TD			
None								
Punting	No.	Yds.	Avg.	TB	I-20	Long		
Zastudil	4	168	42.0	0	2	55		
Punt Returns	No.	Yds.	Avg.	FC	Long	TD		
Northcutt	3	104	34.7	2	81	0		
Kickoff Returns	Att.	Yds.	Avg.	Long	TD			
Cribbs	4	111	27.8	47	0			
Vickers	1	22	22.0	22	0			

CHARGERS

Rushing	Att.	Yds.	Avg.	Long	TD			
Tomlinson	18	172	9.6	41t	3			
Turner	2	21	10.5	21	0			
Rivers	3	-3	-1.0	0	0			
Passing	Att.	Comp.	Yds.	S-L	TD	Lg.	Int.	Rtnng.
Rivers	28	19	211	3-20	0	28	0	90.0
Receiving	No.	Yds.	Avg.	Long	TD			
Parker	5	65	13.0	26	0			
McCardell	5	64	12.8	28	0			
Tomlinson	3	20	6.7	7	0			
Gates	2	22	11.0	15	0			
Floyd	2	8	4.0	6	0			
Neal	1	21	21.0	21	0			
Jackson	1	11	11.0	11	0			
Interceptions	Att.	Yds.	Avg.	Long	TD			
Edwards	1	-2	-2.0	-2	0			
Punting	No.	Yds.	Avg.	TB	I-20	Long		
Scifres	6	291	48.5	0	2	66		
Punt Returns	No.	Yds.	Avg.	FC	Long	TD		
Parker	2	19	9.5	1	16	0		
Kickoff Returns	Att.	Yds.	Avg.	Long	TD			
Turner	4	92	23.0	25	0			
Parker	1	7	7.0	7	0			



San Diego Chargers 49, Cincinnati Bengals 41

Sunday, November 12, 2006 - Paul Brown Stadium (Cincinnati, OH)

The Chargers pulled out one of the most exciting wins in team history, overcoming a 21-point first-half deficit to defeat the Cincinnati Bengals, 49-41, at Paul Brown Stadium...the Chargers fell behind early 21-0 and trailed 28-7 at the half, with their lone touchdown coming on a nine-yard run by LaDainian Tomlinson after the Bengals missed a 51-yard field goal...the Chargers came out roaring in the second half, scoring touchdowns on five straight possessions en route to a team-record 42-point half, but for a while, Cincinnati kept them at bay...after the Chargers scored on a nine-yard pass from Philip Rivers to Brandon Manumaleuna to cut the Bengals' lead to 31-28, Cincinnati scored right away on a 74-yard pass from Carson Palmer to Chad Johnson and the lead was back to 38-28...the Chargers, though, scored again on a two-yard run by Tomlinson to again make it a

three-point game and on Cincinnati's first offensive play after the score, Shaun Phillips sacked Palmer at the Bengals' nine-yard line and took the ball from him to force a turnover...one play later, Tomlinson scored his fourth touchdown of the day from nine yards out and the Chargers had their first lead of the game at 42-38...the Bengals came back with a field goal to cut the lead to 42-41, but Rivers' second-touchdown pass to Manumaleuna, this one from five yards out on a third-and-goal, put the Chargers up by eight, 49-41, with just over two minutes remaining in the game...the Bengals had one final drive and moved deep into San Diego territory, but a furious defensive stand that included pass breakups in the end zone by Quentin Jammer and Drayton Florence allowed the Chargers to hang on and escape Cincinnati with the victory.



Score by Quarters

San Diego Chargers
Cincinnati Bengals

	Q1	Q2	Q3	Q4	Total
San Diego Chargers	0	7	21	21	49
Cincinnati Bengals	21	7	10	3	41

Bengals 1	9:57	J.Johnson 3 yd. run (S.Graham kick) [6-62, 3:10]
Bengals 1	1:36	R.Johnson 7 yd. run (S.Graham kick) [10-89, 4:27]
Bengals 1	0:09	C.Johnson 51 yd. pass from C.Palmer (S.Graham kick) [1-51, 0:08]
Chargers 2	5:27	L.Tomlinson 9 yd. run (N.Kaeding kick) [6-59, 2:36]
Bengals 2	0:16	C.Henry 7 yd. pass from C.Palmer (S.Graham kick) [14-74, 5:11]
Chargers 3	10:47	L.Tomlinson 4 yd. run (N.Kaeding kick) [6-69, 2:28]
Chargers 3	9:08	M.Floyd 46 yd. pass from P.Rivers (N.Kaeding kick) [1-46, 0:07]
Bengals 3	6:27	S.Graham 21 yd. Field Goal [6-54, 2:41]
Chargers 3	3:08	B.Manumaleuna 9 yd. pass from P.Rivers (N.Kaeding kick) [9-80, 3:19]
Bengals 3	2:50	C.Johnson 74 yd. pass from C.Palmer (S.Graham kick) [1-74, 0:18]
Chargers 4	14:55	L.Tomlinson 2 yd. run (N.Kaeding kick) [7-40, 2:55]
Chargers 4	14:40	L.Tomlinson 9 yd. run (N.Kaeding kick) [1-9, 0:06]
Bengals 4	7:48	S.Graham 44 yd. Field Goal [4-19, 1:49]
Chargers 4	2:29	B.Manumaleuna 5 yd. pass from P.Rivers (N.Kaeding kick) [12-72, 5:19]

Attendance — 65,917

Team Statistics

	Chargers	Cincinnati
TOTAL FIRST DOWNS	25	29
By Rushing	7	8
By Passing	17	20
By Penalty	1	1
THIRD DOWN EFFICIENCY	9-14-64%	5-12-42%
FOURTH DOWN EFFICIENCY	0-0-0%	0-1-0%
TOTAL NET YARDS	431	545
Total Offensive Plays	65	72
Avg. gain per offensive play	6.6	7.6
NET YARDS RUSHING	107	128
Total Rushing Plays	26	27
Avg. gain per rushing play	4.1	4.7
Tackles for a loss-yards	1-1	2-5
NET YARDS PASSING	324	417
Sacks-Lost	3-14	3-23
Gross yards passing	338	440
ATT.-COMP.-INT.	36-24-0	42-31-0
Avg. gain per pass play	8.3	8.3
KICKOFFS-IN EZ-TB	8-3-1	8-3-1
PUNTS No.-Avg.	5-37.2	3-35.7

Team Statistics (cont.)

	Chargers	Cincinnati
Had Blocked	0	0
FGS - PATS Had Blocked	0-0	0-0
Net Punting Average	35.2	35.7
TOTAL RETURN YARDAGE	188	163
No.-Yards Punt Returns	0-0	2-10
No.-Yards Kickoff Returns	7-188	7-153
No.-Yards Int. Returns	0-0	0-0
PENALTIES No.-Yards	4-45	5-44
FUMBLES No.-Lost	2-0	2-1
TOUCHDOWNS	7	5
Rushing	4	2
Passing	3	3
EXTRA POINTS Made-Attempts	7-7	5-5
Kicking Made-Attempts	7-7	5-5
FIELD GOALS Made-Attempts	0-0	2-3
RED ZONE EFFICIENCY	6-6-100%	3-5-60%
GOAL TO GO EFFICIENCY	6-6-100%	3-4-75%
SAFETIES	0	0
FINAL SCORE	49	41
TIME OF POSSESSION	28:42	31:18

CHARGERS

	Att.	Yds.	Avg.	Long	TD
Rushing					
Tomlinson	22	104	4.7	17	4
Rivers	3	2	0.7	4	0
Turner	1	1	1.0	1	0
Passing	Att.	Comp.	Yds.	S-L	TD
Rivers	36	24	338	3-14	3
Receiving	No.	Yds.	Avg.	Long	TD
Tomlinson	6	54	9.0	19	0
Floyd	5	109	21.8	46t	1
Gates	5	69	13.8	27	0
McCardell	2	49	24.5	25	0
Manumaleuna	2	14	7.0	9t	2
Neal	2	11	5.5	13	0
Jackson	1	18	18.0	18	0
Parker	1	14	14.0	14	0
Interceptions	Att.	Yds.	Avg.	Long	TD
None					
Punting	No.	Yds.	Avg.	TB	I-20
Scifres	5	186	37.2	0	2
Punt Returns	No.	Yds.	Avg.	FC	Long
McCardell	0	0	0.0	2	0
Kickoff Returns	Att.	Yds.	Avg.	Long	TD
Turner	6	188	31.3	49	0
Withrow	1	0	0.0	0	0

CINCINNATI

	Att.	Yds.	Avg.	Long	TD
Rushing					
R. Johnson	18	85	4.7	15	1
Perry	4	31	7.8	18	0
Johnson	3	9	3.0	6	1
Palmer	1	3	3.0	3	0
C. Johnson	1	0	0.0	0	0
Passing	Att.	Comp.	Yds.	S-L	TD
Palmer	42	31	440	3-23	3
Receiving	No.	Yds.	Avg.	Long	TD
C. Johnson	11	260	23.6	74t	2
Houshmandzadeh	7	88	12.6	22	0
Kelly	3	31	10.3	27	0
Watson	3	14	4.7	9	0
Perry	3	-1	-0.3	4	0
Henry	2	18	9.0	11	1
Stewart	1	26	26.0	26	0
R. Johnson	1	4	4.0	4	0
Interceptions	Att.	Yds.	Avg.	Long	TD
None					
Punting	No.	Yds.	Avg.	TB	I-20
Larson	3	107	35.7	0	1
Punt Returns	No.	Yds.	Avg.	FC	Long
O'Neal	1	10	10.0	2	10
Ratliff	1	0	0.0	0	0
Kickoff Returns	Att.	Yds.	Avg.	Long	TD
Perry	7	153	21.9	36	0

San Diego Chargers 35, Denver Broncos 27 Sunday, November 19, 2006 - Invesco Field (Denver, CO)

In a battle for first place in the AFC West on NBC's Sunday Night Football, the Chargers came out victorious, 35-27, winning in Denver's Invesco Field for the first-time ever...the Chargers came back from a 17-point deficit in the third quarter when they trailed 24-7 and outscored the Broncos 28-3 down the stretch on their way to becoming the first team in NFL history to win back-to-back games while trailing by at least 17 points...LaDainian Tomlinson set or tied a handful of NFL and team records in the game as he rushed for 105 yards and scored four touchdowns against the Broncos...Phil Rivers bounced back from two inter-

ceptions, including one that was returned for a touchdown early in the third quarter, and atoned by throwing two late touchdown passes, including one to Vincent Jackson in the fourth quarter that allowed the Chargers to reclaim the lead...Drayton Florence made a late fourth-quarter interception, eerily reminiscent of one by Junior Seau the last time the Chargers won a night game in Denver (1994) and that pick set up the Bolts' final touchdown of the game and helped the Chargers secure their first win in Denver since 1999.

Score by Quarters	Q1	Q2	Q3	Q4	Total
San Diego Chargers	7	0	14	14	35
Denver Broncos	0	14	10	3	27

Chargers 1	0:08	L.Tomlinson 3 yd. run (N.Kaeding kick) [11-99, 6:19]
Broncos 2	8:17	M.Bell 3 yd. run (J.Elam kick) [13-88, 6:51]
Broncos 2	0:34	M.Bell 3 yd. run (J.Elam kick) [8-86, 3:42]
Broncos 3	10:48	J.Elam 42 yd. Field Goal [7-23, 4:12]
Broncos 3	9:25	Da.Williams 31 yd. interception return (J.Elam kick)
Chargers 3	5:10	L.Tomlinson 3 yd. run (N.Kaeding kick) [7-60, 4:15]
Chargers 3	3:51	L.Tomlinson 51 yd. pass from P.Rivers (N.Kaeding kick) [3-58, 0:50]
Broncos 4	11:13	J.Elam 38 yd. Field Goal [14-60, 7:38]
Chargers 4	6:45	V.Jackson 5 yd. pass from P.Rivers (N.Kaeding kick) [7-55, 4:28]
Chargers 4	1:14	L.Tomlinson 1 yd. run (N.Kaeding kick) [5-23, 1:49]
Attendance -	76,723	



Team Statistics	Chargers	Denver
TOTAL FIRST DOWNS	21	20
By Rushing	9	9
By Passing	12	9
By Penalty	0	2
THIRD DOWN EFFICIENCY	8-12-67%	6-15-40%
FOURTH DOWN EFFICIENCY	0-0-0%	2-3-67%
TOTAL NET YARDS	342	326
Total Offensive Plays	56	65
Avg. gain per offensive play	6.1	5.0
NET YARDS RUSHING	125	158
Total Rushing Plays	29	35
Avg. gain per rushing play	4.3	4.5
Tackles for a loss-yards	2-2	1-6
NET YARDS PASSING	217	168
Sacks-Lost	1-5	2-15
Gross yards passing	222	183
ATT.-COMP.-INT.	26-19-2	28-13-1
Avg. gain per pass play	8.0	5.6
KICKOFFS-In EZ-TB	6-5-3	6-5-1
PUNTS No.-Avg.	3-36.7	4-47.8
Had Blocked	0	0

Team Statistics (cont.)	Chargers	Denver
FGs - PATS Had Blocked	0-0	0-0
Net Punting Average	36.7	41.5
TOTAL RETURN YARDAGE	217	109
No.-Yards Punt Returns	2-25	0-0
No.-Yards Kickoff Returns	5-169	3-78
No.-Yards Int. Returns	1-23	2-31
PENALTIES No.-Yards	5-35	6-60
FUMBLES No.-Lost	0-0	2-0
TOUCHDOWNS	5	3
Rushing	3	2
Passing	2	0
Interceptions	0	1
EXTRA POINTS Made-Attempts	5-5	3-3
Kicking Made-Attempts	5-5	3-3
FIELD GOALS Made-Attempts	0-0	2-2
RED ZONE EFFICIENCY	4-4-100%	2-3-67%
GOAL TO GO EFFICIENCY	4-4-100%	0-0-0%
SAFETIES	0	0
FINAL SCORE	35	27
TIME OF POSSESSION	29:11	30:49

CHARGERS						
Rushing	Att.	Yds.	Avg.	Long	TD	
Tomlinson	20	105	5.3	24	3	
Turner	4	12	3.0	11	0	
Neal	3	7	2.3	3	0	
Rivers	2	1	0.5	1	0	
Passing	Att.	Comp.	Yds.	S-L	TD	Rtnq.
Rivers	26	19	222	1-5	2	92.1
Receiving	No.	Yds.	Avg.	Long	TD	
Gates	5	48	9.6	17	0	
Parker	4	42	10.5	15	0	
Tomlinson	3	74	24.7	51t	1	
Jackson	3	39	13.0	26	1	
Floyd	1	7	7.0	7	0	
McCardell	1	6	6.0	6	0	
Neal	1	5	5.0	5	0	
Manumaleuna	1	1	1.0	1	0	
Interceptions	Att.	Yds.	Avg.	Long	TD	
Florence	1	23	23.0	23	0	
Punting	No.	Yds.	Avg.	TB	I-20	Long
Scifres	3	110	36.7	0	3	41
Punt Returns	No.	Yds.	Avg.	FC	Long	TD
Parker	2	25	12.5	1	18	0
Kickoff Returns	Att.	Yds.	Avg.	Long	TD	
Turner	4	146	36.5	44	0	
Cromartie	1	23	23.0	23	0	

DENVER						
Rushing	Att.	Yds.	Avg.	Long	TD	
Bell	20	90	4.5	8	2	
Nash	10	52	5.2	26	0	
Plummer	3	8	2.7	5	0	
Johnson	1	7	7.0	7	0	
Sapp	1	1	1.0	1	0	
Passing	Att.	Comp.	Yds.	S-L	TD	Rtnq.
Plummer	28	13	183	2-15	0	53.1
Receiving	No.	Yds.	Avg.	Long	TD	
Walker	4	68	17.0	28	0	
Nash	3	36	12.0	13	0	
Smith	2	25	12.5	14	0	
Bell	2	17	8.5	13	0	
Marshall	1	33	33.0	33	0	
Alexander	1	4	4.0	4	0	
Interceptions	Att.	Yds.	Avg.	Long	TD	
Williams	1	31	31.0	31t	1	
Ferguson	1	0	0.0	0	0	
Punting	No.	Yds.	Avg.	TB	I-20	Long
Ernster	4	191	47.8	0	1	54
Punt Returns	No.	Yds.	Avg.	FC	Long	TD
Kircus	0	0	0.0	1	0	0
Williams	0	0	0.0	2	0	0
Kickoff Returns	Att.	Yds.	Avg.	Long	TD	
Sapp	2	56	28.0	53	0	
Bell	1	22	22.0	22	0	



San Diego Chargers 21, Oakland Raiders 14

Sunday, November 26, 2006 - Qualcomm Stadium (San Diego, CA)

The Chargers improved to 9-2 with yet another come-from-behind victory, defeating their arch-rivals, the Oakland Raiders, 21-14 in San Diego...LaDainian Tomlinson had a hand in all three San Diego touchdowns, including two runs and a 19-yard scoring pass to Antonio Gates...Antonio Cromartie, handling kickoff returns for the injured Michael Turner, set up the Bolts' first touchdown of the game with a 91-yard kickoff return...the Chargers trailed 14-7 after three quarters, but a huge interception by Quentin Jammer on a pass that was tipped at the line by Shaun Phillips early in the fourth set up the game-tying touch-

down pass from LT to Gates...after a three-and-out by the defense that was fueled by a third-down sack by Marques Harris, the Bolts drove 67 yards for the game-winning score...Tomlinson started the game-winning drive with a 44-yard run and capped it with a 10-yard TD run...Oakland's final attempt to tie the game was thwarted when Drayton Florence picked off Aaron Brooks on fourth down on the first play after the two-minute warning and San Diego ran out the clock for the win.



Score by Quarters

Oakland Raiders	0	7	7	0	14
San Diego Chargers	0	7	0	14	21
Raiders	2	14:14			
Chargers	2	13:27			
Raiders	3	7:40			
Chargers	4	9:46			
Chargers	4	3:39			
Attendance	— 66,105				

Q1	Q2	Q3	Q4	Total
0	7	7	0	14
0	7	0	14	21

R.Lee 1 yd. run (S.Janikowski kick) [8-70, 3:19]
 L.Tomlinson 4 yd. run (N.Kaeding kick) [2-12, 0:47]
 J.Madsen 2 yd. pass from A.Brooks (S.Janikowski kick) [4-67, 1:39]
 A.Gates 19 yd. pass from L.Tomlinson (N.Kaeding kick) [8-48, 3:40]
 L.Tomlinson 10 yd. run (N.Kaeding kick) [6-67, 3:15]

Team Statistics	Oakland	Chargers
TOTAL FIRST DOWNS	15	15
By Rushing	4	5
By Passing	10	8
By Penalty	1	2
THIRD DOWN EFFICIENCY	5-15-33%	2-11-18%
FOURTH DOWN EFFICIENCY	1-2-50%	1-2-50%
TOTAL NET YARDS	245	260
Total Offensive Plays	61	58
Avg. gain per offensive play	4.0	4.5
NET YARDS RUSHING	84	110
Total Rushing Plays	26	25
Avg. gain per rushing play	3.2	4.4
Tackles for a loss-yards	3-5	0-0
NET YARDS PASSING	161	150
Sacks-Lost	5-26	1-2
Gross yards passing	187	152
ATT.-COMP.-INT.	30-17-2	32-15-1
Avg. gain per pass play	4.6	4.5
KICKOFFS-In EZ-TB	3-3	4-1-0
PUNTS No.-Avg.	6-46.0	5-38.8

Team Statistics (cont.)	Oakland	Chargers
Had Blocked	0	0
FGs - PATs Had Blocked	0-0	0-0
Net Punting Average	37.8	37.6
TOTAL RETURN YARDAGE	128	192
No.-Yards Punt Returns	3-6	4-29
No.-Yards Kickoff Returns	3-112	3-130
No.-Yards Int. Returns	1-10	2-33
PENALTIES No.-Yards	8-56	5-49
FUMBLES No.-Lost	1-0	0-0
TOUCHDOWNS		
Rushing	1	2
Passing	1	1
EXTRA POINTS Made-Attempts	2-2	3-3
Kicking Made-Attempts	2-2	3-3
FIELD GOALS Made-Attempts	0-1	0-0
RED ZONE EFFICIENCY	2-3-67%	3-3-100%
GOAL TO GO EFFICIENCY	2-2-100%	0-0-0%
SAFETIES	0	0
FINAL SCORE	14	21
TIME OF POSSESSION	32:25	27:35

OAKLAND

Rushing	Att.	Yds.	Avg.	Long	TD			
Fargas	14	32	2.3	6	0			
Brooks	4	29	7.3	11	0			
Crockett	7	22	3.1	6	0			
Lee	1	1	1.0	1t	1			
Passing	Att.	Comp.	Yds.	S-L	TD	Lg.	Int.	Rtnq.
Brooks	30	17	187	5-26	1	57	2	58.6
Receiving	No.	Yds.	Avg.	Long	TD			
Williams	4	29	7.3	9	0			
Madsen	3	69	23.0	57	1			
Moss	3	26	8.7	14	0			
Curry	3	19	6.3	8	0			
Whitted	2	23	11.5	13	0			
Fargas	1	16	16.0	16	0			
Lee	1	5	5.0	5	0			
Interceptions	Att.	Yds.	Avg.	Long	TD			
Asomugha	1	10	10.0	10	0			
Punting	No.	Yds.	Avg.	TB	I-20	Long		
Lechler	6	276	46.0	1	0	59		
Punt Returns	No.	Yds.	Avg.	FC	Long	TD		
Carr	3	6	2.0	2	6	0		
Kickoff Returns	Att.	Yds.	Avg.	Long	TD			
Carr	3	112	37.3	44	0			

CHARGERS

Rushing	Att.	Yds.	Avg.	Long	TD			
Tomlinson	19	109	5.7	44	2			
Pinnoch	1	2	2.0	2	0			
Rivers	5	-1	-0.2	5	0			
Passing	Att.	Comp.	Yds.	S-L	TD	Lg.	Int.	Rtnq.
Rivers	31	14	133	1-2	0	27	1	44.2
Tomlinson	1	1	19	0-0	1	19t	0	158.3
Receiving	No.	Yds.	Avg.	Long	TD			
Gates	6	81	13.5	27	1			
Parker	4	28	7.0	10	0			
Jackson	3	32	10.7	13	0			
Neal	1	6	6.0	6	0			
Tomlinson	1	5	5.0	5	0			
Interceptions	Att.	Yds.	Avg.	Long	TD			
Jammer	1	35	35.0	35	0			
Florence	1	-2	-2.0	-2	0			
Punting	No.	Yds.	Avg.	TB	I-20	Long		
Scifres	5	194	38.8	0	2	45		
Punt Returns	No.	Yds.	Avg.	FC	Long	TD		
Parker	4	29	7.3	1	11	0		
Kickoff Returns	Att.	Yds.	Avg.	Long	TD			
Cromartie	3	130	43.3	91	0			

2006 IN REVIEW

San Diego Chargers 24, Buffalo Bills 21 Sunday, December 3, 2006 - Ralph Wilson Stadium (Orchard Park, NY)

The Chargers improved to 10-2 with a 24-21 win on a cold and windy day with snow flurries in Western New York...the Bolts got off to a fast start, converting a Quentin Jammer interception on the first series of the game into a 42-yard field goal by Nate Kaeding...that field goal ended a team-record string of 19 consecutive scoring drives that had ended in touchdowns...after an exchange of punts, the Chargers took a 10-0 lead late in the first quarter when LaDainian Tomlinson scored on a 51-yard touchdown run...the score remained the same until late in the second quarter when the Chargers pinned the Bills at the two-yard line after a 36-yard punt by Mike Scifres...the Bolts defense forced a three-and-out on the ensuing possession, Antonio Gates caught a 26-yard pass and on the ensuing possession, Antonio Gates caught a 26-yard pass on a third-and-four and then two plays later caught a 10-yard TD pass to

give the Bolts a 17-0 lead...early in the third quarter, the Bills took advantage of a fumble by Philip Rivers and a long punt return, converting both into touchdowns as they climbed back within 17-14 but that was as close as they would get...the game stayed 17-14 until midway through the fourth quarter when the Bolts essentially put the Bills away with a 13-play, 80-yard touchdown drive in a season-long 8:06 that ended with a two-yard TD run by LT...Buffalo would add a late score to get back to 24-21, but the Chargers recovered an onside kick and ran out the clock for the win...Donnie Edwards had an outstanding game in racking up 20 tackles, while Shawne Merriman in his first game back from a four-game suspension had two sacks and two forced fumbles.

Score by Quarters	Q1	Q2	Q3	Q4	Total
San Diego Chargers	10	7	0	7	24
Buffalo Bills	0	0	14	7	21

Chargers	1	9:12	N.Kaeding 42 yd. Field Goal [8-34, 3:52]		
Chargers	1	1:06	L.Tomlinson 51 yd. run (N.Kaeding kick) [2-59, 0:34]		
Chargers	2	0:24	A.Gates 11 yd. pass from P.Rivers (N.Kaeding kick) [5-43, 0:30]		
Bills	3	11:33	R.Royal 5 yd. pass from J.Losman (R.Lindell kick) [4-19, 2:00]		
Bills	3	8:09	W.McGahee 2 yd. run (R.Lindell kick) [4-13, 1:55]		
Chargers	4	3:26	L.Tomlinson 2 yd. run (N.Kaeding kick) [13-80, 8:06]		
Bills	4	0:30	P.Price 6 yd. pass from J.Losman (R.Lindell kick) [10-62, 1:56]		
Attendance	— 63,361				



Team Statistics	Chargers	Buffalo
TOTAL FIRST DOWNS	18	16
By Rushing	9	5
By Passing	9	11
By Penalty	0	0
THIRD DOWN EFFICIENCY	4-13-31%	8-17-47%
FOURTH DOWN EFFICIENCY	0-0-0%	0-0-0%
TOTAL NET YARDS	335	230
Total Offensive Plays	67	64
Avg. gain per offensive play	5.0	3.6
NET YARDS RUSHING	197	63
Total Rushing Plays	35	24
Avg. gain per rushing play	5.6	2.6
Tackles for a loss-yards	1-2	2-4
NET YARDS PASSING	138	167
Sacks-Lost	3-22	3-17
Gross yards passing	160	184
ATT.-COMP.-INT.	29-17-0	37-21-2
Avg. gain per pass play	4.3	4.2
KICKOFFS-In EZ-TB	5-1-0	4-2-1
PUNTS No.-Avg.	6-41.7	7-39.9

Team Statistics (cont.)	Chargers	Buffalo
Had Blocked	0	0
FGs - PATs Had Blocked	0-0	0-0
Net Punting Average	32.0	33.4
TOTAL RETURN YARDAGE	77	137
No.-Yards Punt Returns	3-25	2-38
No.-Yards Kickoff Returns	2-30	5-99
No.-Yards Int. Returns	2-22	0-0
PENALTIES No.-Yards	3-30	2-10
FUMBLES No.-Lost	4-2	2-2
TOUCHDOWNS	3	3
Rushing	2	1
Passing	1	2
EXTRA POINTS Made-Attempts	3-3	3-3
Kicking Made-Attempts	3-3	3-3
FIELD GOALS Made-Attempts	1-2	0-0
RED ZONE EFFICIENCY	2-3-67%	3-3-100%
GOAL TO GO EFFICIENCY	1-1-100%	3-3-100%
SAFETIES	0	0
FINAL SCORE	24	21
TIME OF POSSESSION	34:23	25:37

CHARGERS

Rushing	Att.	Yds.	Avg.	Long	TD			
Tomlinson	28	178	6.4	51t	2			
Neal	3	8	2.7	4	0			
Jackson	1	8	8.0	8	0			
Pinnock	1	4	4.0	4	0			
Rivers	2	-1	-0.5	0	0			
Passing	Att.	Comp.	S-L	TD	Lg.	Int.	Rtnq.	
Rivers	29	17	160	3-22	1	26	0	85.4
Receiving	No.	Yds.	Avg.	Long	TD			
Gates	7	90	12.9	26	1			
Parker	3	29	9.7	11	0			
Tomlinson	3	14	4.7	7	0			
McCardell	2	24	12.0	15	0			
Floyd	1	4	4.0	4	0			
Neal	1	-1	-1.0	-1	0			
Interceptions	Att.	Yds.	Avg.	Long	TD			
Hart	1	22	22.0	22	0			
Jammer	1	0	0.0	0	0			
Punting	No.	Yds.	Avg.	TB	I-20	Long		
Scifres	6	250	41.7	1	3	50		
Punt Returns	No.	Yds.	Avg.	FC	Long	TD		
Parker	3	25	8.3	1	25	0		
Kickoff Returns	Att.	Yds.	Avg.	Long	TD			
Cromartie	1	24	24.0	24	0			
Neal	1	6	6.0	6	0			

BUFFALO

Rushing	Att.	Yds.	Avg.	Long	TD			
McGahee	16	26	1.6	5	1			
Losman	6	26	4.3	10	0			
Thomas	2	11	5.5	7	0			
Passing	Att.	Comp.	S-L	TD	Lg.	Int.	Rtnq.	
Losman	37	21	184	3-17	2	23	2	65.6
Receiving	No.	Yds.	Avg.	Long	TD			
Evans	5	45	9.0	15	0			
Reed	4	50	12.5	23	0			
Thomas	4	33	8.3	12	0			
Parrish	3	33	11.0	14	0			
Price	3	17	5.7	7	1			
Royal	1	5	5.0	5t	1			
McGahee	1	1	1.0	1	0			
Interceptions	Att.	Yds.	Avg.	Long	TD			
None								
Punting	No.	Yds.	Avg.	TB	I-20	Long		
Moorman	7	279	39.9	1	1	60		
Punt Returns	No.	Yds.	Avg.	FC	Long	TD		
Leonhard	1	32	32.0	0	32	0		
Parrish	1	6	6.0	0	6	0		
Kickoff Returns	Att.	Yds.	Avg.	Long	TD			
McGee	2	67	33.5	37	0			
Preston	2	10	5.0	9	0			
Davis	1	22	22.0	22	0			



San Diego Chargers 48, Denver Broncos 20

Sunday, December 10, 2006 - Qualcomm Stadium (San Diego, CA)

The Chargers clinched their second AFC West title in the last three years in defeating the Denver Broncos 48-20. LaDainian Tomlinson scored three touchdowns to set a new NFL single-season record and Philip Rivers threw two touchdown passes to Antonio Gates. Shawne Merriman set the pace for a furious defensive effort, recording two sacks and forced fumbles, the second of which led to Tomlinson's record-breaking touchdown run...the Chargers got off to a roaring start and led 28-3 at the half as Gates caught both of his TD passes, LT scored his first and Lorenzo Neal scored on a trick play that the team calls a "bumarooskie"...Denver managed to claw its way back into the game with two Tony Scheffler touchdown catches and a Jason Elam field

goal in the third quarter to get within 28-20, but the Chargers pulled away in the final quarter when Nate Kaeding kicked two field goals and two consecutive Broncos drives ended on downs...up 34-20 in the fourth quarter, Tomlinson scored from six yards out to tie Shaun Alexander's NFL record of 28 touchdowns in a season and then he broke the record on a seven-yard run after Merriman had sacked Broncos quarterback Jay Cutler and forced a fumble which he recovered at Denver's seven-yard line to set up the score.



Score by Quarters

Denver Broncos

San Diego Chargers

Q1	Q2	Q3	Q4	Total
0	3	17	0	20
14	14	0	20	48

Chargers	1	4:50	A.Gates 12 yd. pass from PRivers [N.Kaeding kick] [4-44, 2:17]		
Chargers	1	0:05	L.Neal 4 yd. run [N.Kaeding kick] [6-54, 2:57]		
Broncos	2	12:49	J.Elam 34 yd. Field Goal [5-59, 2:16]		
Chargers	2	10:15	L.Tomlinson 1 yd. run [N.Kaeding kick] [5-53, 2:34]		
Chargers	2	0:23	A.Gates 7 yd. pass from PRivers [N.Kaeding kick] [13-80, 6:19]		
Broncos	3	10:35	T.Scheffler 28 yd. pass from J.Cutler [J.Elam kick] [7-71, 3:26]		
Broncos	3	9:47	T.Scheffler 11 yd. pass from J.Cutler [J.Elam kick] [3-27, 0:40]		
Broncos	3	1:02	J.Elam 33 yd. Field Goal [10-78, 5:08]		
Chargers	4	12:52	N.Kaeding 34 yd. Field Goal [7-64, 3:10]		
Chargers	4	8:15	N.Kaeding 35 yd. Field Goal [7-29, 2:43]		
Chargers	4	3:57	L.Tomlinson 6 yd. run [N.Kaeding kick] [5-20, 2:54]		
Chargers	4	3:10	L.Tomlinson 7 yd. run [N.Kaeding kick] [1-7, 0:05]		

Attendance—67,514

Team Statistics

	Denver	Chargers
TOTAL FIRST DOWNS	19	22
By Rushing	7	11
By Passing	9	11
By Penalty	3	0
THIRD DOWN EFFICIENCY	2-10-20%	8-13-62%
FOURTH DOWN EFFICIENCY	0-2-0%	0-0-0%
TOTAL NET YARDS	328	419
Total Offensive Plays	62	60
Avg. gain per offensive play	5.3	7.0
NET YARDS RUSHING	163	143
Total Rushing Plays	28	36
Avg. gain per rushing play	5.8	4.0
Tackles for a loss-yards	1-1	5-11
NET YARDS PASSING	166	276
Sacks-Lost	4-22	1-3
Gross yards passing	188	279
ATT.-COMP.-INT.	30-17-0	23-15-0
Avg gain per pass play	4.9	11.5
KICKOFFS-In EZ-TB	5-2-2	9-5-2
PUNTS No.-Avg.	4-39.8	3-44.3

Team Statistics (cont.)

	Denver	Chargers
Had Blocked	0	0
FGs - PATs Had Blocked	0-0	0-0
Net Punting Average	33.5	45.3
TOTAL RETURN YARDAGE	133	90
No.-Yards Punt Returns	1(-3)	2-5
No.-Yards Kickoff Returns	7-136	3-85
No.-Yards Int. Returns	0-0	0-0
PENALTIES No.-Yards	2-10	5-38
FUMBLES No.-Lost	3-1	1-1
TOUCHDOWNS	2	6
Rushing	0	4
Passing	2	2
EXTRA POINTS Made-Attempts	2-2	6-6
Kicking Made-Attempts	2-2	6-6
FIELD GOALS Made-Attempts	2-2	2-2
RED ZONE EFFICIENCY	1-3-33%	6-8-75%
GOAL TO GO EFFICIENCY	0-0-0%	3-3-100%
SAFETIES	0	0
FINAL SCORE	20	48
TIME OF POSSESSION	29:14	30:46

DENVER

	Att.	Yds.	Avg.	Long	TD			
Rushing								
T. Bell	17	116	6.8	51	0			
M. Bell	10	46	4.6	8	0			
Cutler	1	0	0.0	0	0			
Passing	Att.	Comp.	Yds.	S-L	TD	Lg.	Int.	Rtnng.
Cutler	30	17	188	4-22	2	28	0	97.6
Receiving	No.	Yds.	Avg.	Long	TD			
Walker	4	52	13.0	17	0			
Bell	4	15	3.8	6	0			
Scheffler	3	66	22.0	28	2			
Smith	3	20	6.7	13	0			
Marshall	2	19	9.5	13	0			
Alexander	1	16	16.0	16	0			
Interceptions	Att.	Yds.	Avg.	Long	TD			
None								
Punting	No.	Yds.	Avg.	TB	I-20	Long		
Ernster	4	159	39.8	1	1	47		
Punt Returns	No.	Yds.	Avg.	FC	Long	TD		
Williams	1	-3	-3.0	1	-3	0		
Kickoff Returns	Att.	Yds.	Avg.	Long	TD			
Clark	6	115	19.2	24	0			
Bell	1	21	21.0	21	0			

CHARGERS

	Att.	Yds.	Avg.	Long	TD			
Rushing								
Tomlinson	28	103	3.7	17	3			
Neal	3	20	6.7	10	1			
Pinnock	2	19	9.5	15	0			
Rivers	3	1	0.3	4	0			
Passing	Att.	Comp.	Yds.	S-L	TD	Lg.	Int.	Rtnng.
Rivers	23	15	279	1-3	2	55	0	136.0
Receiving	No.	Yds.	Avg.	Long	TD			
Gates	7	104	14.9	26	2			
Jackson	3	95	31.7	55	0			
Manumaleuna	2	33	16.5	19	0			
Parker	1	34	34.0	34	0			
Tomlinson	1	9	9.0	9	0			
Neal	1	4	4.0	4	0			
Interceptions	Att.	Yds.	Avg.	Long	TD			
None								
Punting	No.	Yds.	Avg.	TB	I-20	Long		
Scifres	3	133	44.3	0	2	48		
Punt Returns	No.	Yds.	Avg.	FC	Long	TD		
Parker	2	5	2.5	1	3	0		
Kickoff Returns	Att.	Yds.	Avg.	Long	TD			
Cromartie	3	85	28.3	45	0			

San Diego Chargers 20, Kansas City Chiefs 9 Sunday, December 17, 2006 - Qualcomm Stadium (San Diego, CA)

The Chargers improved to 12-2 overall, 5-1 in the AFC West and 7-0 at home with a convincing 20-9 win over the Chiefs on NBC's Sunday Night Football...LaDainian Tomlinson rushed for a season-high 199 yards and scored two touchdowns to set a new NFL single-season scoring record...he gave the Bolts a 7-0 lead with on a 15-yard TD run in the first quarter and then a 14-3 lead in the second following a career-long 85-yard run...it was the third-longest touchdown run in team history...the touchdowns were the 99th and 100th rushing scores of his career, making him the fastest player in NFL history to reach the century mark...long snapper David Binn made one of the most pivotal plays of the game...just before Tomlinson's 85-yard run, punter Mike Scifres had his punt blocked, but it rolled past the line of scrimmage and

a Kansas City player attempted to pick it up, but the Chiefs player fumbled the ball after it had crossed the line of scrimmage and Binn recovered, returning possession back to the Chargers...on the very next play, Tomlinson broke loose for the score...up 14-3 at the half, the teams exchanged field goals in the second half, including two by Nate Kaeding, for the final points in the game...the Bolts rushed for 265 total yards, the fifth-highest in team history... San Diego's defense held the Chiefs to three field goals and 241 yards of total offense...the group collected six sacks, including a career-high two by Randall Godfrey, an interception by Donnie Edwards and 10 passes defensed, including a season-high five by Quentin Jammer.

Score by Quarters	Q1	Q2	Q3	Q4	Total
Kansas City Chiefs	0	3	3	3	9
San Diego Chargers	7	7	0	6	20

Chargers	1	9:15	L.Tomlinson 15 yd. run (N.Kaeding kick) [8-74, 3:42]		
Chiefs	2	13:01	L.Tynes 45 yd. Field Goal [4-9, 1:44]		
Chargers	2	2:41	L.Tomlinson 85 yd. run (N.Kaeding kick) [1-85, 0:12]		
Chiefs	3	2:22	L.Tynes 52 yd. Field Goal [11-50, 5:48]		
Chargers	4	12:18	N.Kaeding 30 yd. Field Goal [9-31, 5:04]		
Chiefs	4	7:01	L.Tynes 24 yd. Field Goal [7-33, 3:07]		
Chargers	4	4:40	N.Kaeding 22 yd. Field Goal [7-65, 2:21]		
Attendance - 66,583					



Team Statistics	Kansas City	Chargers
TOTAL FIRST DOWNS	16	16
By Rushing	4	12
By Passing	12	3
By Penalty	0	1
THIRD DOWN EFFICIENCY	4-15-27%	2-13-15%
FOURTH DOWN EFFICIENCY	0-1-0%	1-1-100%
TOTAL NET YARDS	241	353
Total Offensive Plays	68	63
Avg. gain per offensive play	3.5	5.6
NET YARDS RUSHING	90	265
Total Rushing Plays	21	38
Avg. gain per rushing play	4.3	7.0
Tackles for a loss-yards	2-6	4-9
NET YARDS PASSING	151	88
Sacks-Lost	6-34	2-9
Gross yards passing	185	97
ATT-COMP-INT	41-23-1	23-8-2
Avg. gain per pass play	3.2	3.5
KICKOFFS-In EZ-TB	4-2-0	5-0-0
PUNTS No.-Avg.	7-40.4	6-28.8

Team Statistics (cont.)	Kansas City	Chargers
Had Blocked	0	0
FGs - PATs Had Blocked	0-0	0-0
Net Punting Average	37.7	27.8
TOTAL RETURN YARDAGE	111	164
No.-Yards Punt Returns	2-6	3-19
No.-Yards Kickoff Returns	5-104	4-137
No.-Yards Int. Returns	2-1	1-8
PENALTIES No.-Yards	3-23	7-61
FUMBLES No.-Lost	1-1	0-0
TOUCHDOWNS	0	2
Rushing	0	2
Passing	0	0
EXTRA POINTS Made-Attempts	0-0	2-2
Kicking Made-Attempts	0-0	2-2
FIELD GOALS Made-Attempts	3-3	2-2
RED ZONE EFFICIENCY	0-1-0%	1-3-33%
GOAL TO GO EFFICIENCY	0-1-0%	0-1-0%
SAFETIES	0	0
FINAL SCORE	9	20
TIME OF POSSESSION	31:46	28:14

KANSAS CITY

Rushing	Att.	Yds.	Avg.	Long	TD
Johnson	19	84	4.4	26	0
Green	1	3	3.0	3	0
Brown	1	3	3.0	3	0

Passing	Att.	Comp.	Yds.	S-L	TD	Lg.	Int.	Rtng.
Green	41	23	185	6-34	0	26	1	57.5

Receiving	No.	Yds.	Avg.	Long	TD
Gonzalez	6	53	8.8	19	0
Kennison	6	43	7.2	14	0
Hall	3	16	5.3	9	0
Johnson	3	9	3.0	5	0
Dunn	2	27	13.5	15	0
Wilson	2	11	5.5	8	0
Parker	1	26	26.0	26	0

Interceptions	Att.	Yds.	Avg.	Long	TD
Wesley	1	10	10.0	10	0
Hali	1	-9	-9.0	-9	0

Punting	No.	Yds.	Avg.	TB	I-20	Long
Colquitt	7	283	40.4	0	1	50

Punt Returns	No.	Yds.	Avg.	FC	Long	TD
Walls	1	6	6.0	0	6	0
Ross	1	0	0.0	0	0	0
Hall	0	0	0.0	1	0	0

Kickoff Returns	Att.	Yds.	Avg.	Long	TD
Hall	5	104	20.8	27	0

CHARGERS

Rushing	Att.	Yds.	Avg.	Long	TD
Tomlinson	25	199	8.0	85	2
Turner	7	58	8.3	25	0
Neal	2	10	5.0	6	0
Rivers	4	-2	-0.5	0	0

Passing	Att.	Comp.	Yds.	S-L	TD	Lg.	Int.	Rtng.
Rivers	23	8	97	2-9	0	46	2	12.4

Receiving	No.	Yds.	Avg.	Long	TD
Jackson	3	66	22.0	46	0
Neal	2	3	1.5	4	0
Parker	1	16	16.0	16	0
Gates	1	7	7.0	7	0
Tomlinson	1	5	5.0	5	0

Interceptions	Att.	Yds.	Avg.	Long	TD
Edwards	1	8	8.0	8	0

Punting	No.	Yds.	Avg.	TB	I-20	Long
Scifres	6	173	28.8	0	3	40

Punt Returns	No.	Yds.	Avg.	FC	Long	TD
Parker	3	19	6.3	1	8	0
McCardell	0	0	0.0	2	0	0

Kickoff Returns	Att.	Yds.	Avg.	Long	TD
Turner	4	137	34.3	58	0



2006 IN REVIEW

San Diego Chargers 20, Seattle Seahawks 17 Sunday, December 24, 2006 - Qwest Field (Seattle, WA)

The Chargers won their ninth straight game in dramatic fashion when Vincent Jackson caught a 37-yard touchdown pass from Philip Rivers with 29 seconds left in the fourth quarter to give the Bolts a 20-17 win on a cold, rainy and windy day at Qwest Field in Seattle. Shawne Merriman led a furious defensive effort with a career-high 3.5 sacks as the Bolts sacked Seahawks quarterback Matt Hasselbeck a total of six times and Clinton Hart picked off a pair of Hasselbeck passes. Jacques Cesaire, playing despite battling flu-like symptoms, pitched in with 1.5 sacks and a tackle for loss...forced to kick in unfavorable conditions, Nate Kaeding delivered two clutch field goals in the third quarter, hitting from 46 and 40 yards out...Philip Rivers struggled early in the

game, completing only one pass in the first half, but it was good for a nine-yard touchdown pass to Jackson that gave the Bolts a 7-0 lead...Kaeding added his two field goals in the third quarter, but two second-half touchdowns by Shaun Alexander and a late fourth quarter field goal by Josh Brown allowed Seattle to take a 17-13 lead...after the field goal, the teams traded possessions late in the game and the Seahawks had a chance to get a first down and run out the clock deep in their own territory, but a three-and-out by San Diego's defense forced a punt and set the stage for the dramatic comeback in the final two minutes of the game...Rivers led the offense 59 yards in five plays and capped off the game with the touchdown pass to Jackson.



Score by Quarters
San Diego Chargers
Seattle Seahawks

Q1	Q2	Q3	Q4	Total
0	7	6	7	20
0	0	7	10	17

Chargers 20
Seahawks 17

Q1	Q2	Q3	Q4	Total
0	7	6	7	20
0	0	7	10	17

Chargers 20
Seahawks 17

Chargers	2	3:18	V.Jackson 9 yd. pass from PRivers (N.Kaeding kick) [6-86, 2:56]
Chargers	3	12:12	N.Kaeding 46 yd. Field Goal [8-45, 2:48]
Seahawks	3	6:10	S.Alexander 33 yd. run (J.Brown kick) [6-52, 1:56]
Chargers	3	2:24	N.Kaeding 40 yd. Field Goal [9-61, 3:46]
Seahawks	4	12:58	S.Alexander 9 yd. run (J.Brown kick) [5-45, 1:55]
Seahawks	4	5:07	J.Brown 33 yd. Field Goal [12-47, 6:09]
Chargers	4	0:29	V.Jackson 37 yd. pass from PRivers (N.Kaeding kick) [5-59, 1:31]

Attendance — 68,174

Team Statistics	Chargers	Seattle
TOTAL FIRST DOWNS	14	18
By Rushing	7	7
By Passing	7	9
By Penalty	0	2
THIRD DOWN EFFICIENCY	4-16-25%	10-21-48%
FOURTH DOWN EFFICIENCY	0-0-0%	0-0-0%
TOTAL NET YARDS	340	314
Total Offensive Plays	64	76
Avg. gain per offensive play	5.3	4.1
NET YARDS RUSHING	168	153
Total Rushing Plays	33	33
Avg. gain per rushing play	5.1	4.6
Tackles for a loss-yards	1-3	2-5
NET YARDS PASSING	172	161
Sacks-Lost	1-9	6-28
Gross yards passing	181	189
ATT.-COMP.-INT.	30-10-0	37-17-2
Avg. gain per pass play	5.5	4.7
KICKOFFS-In EZ-TB	5-0-0	4-2-1
PUNTS No.-Avg.	10-42.5	9-49.6

Team Statistics (cont.)	Chargers	Seattle
Had Blocked	0	0
FGs - PATs Had Blocked	0-0	0-0
Net Punting Average	40.6	43.0
TOTAL RETURN YARDAGE	124	126
No.-Yards Punt Returns	5-39	5-19
No.-Yards Kickoff Returns	3-70	5-107
No.-Yards Int. Returns	2-15	0-0
PENALTIES No.-Yards	10-85	6-50
FUMBLES No.-Lost	2-0	1-0
TOUCHDOWNS	2	2
Rushing	0	2
Passing	2	0
EXTRA POINTS Made-Attempts	2-2	2-2
Kicking Made-Attempts	2-2	2-2
FIELD GOALS Made-Attempts	2-2	1-1
RED ZONE EFFICIENCY	1-1-100%	1-2-50%
GOAL TO GO EFFICIENCY	0-0-0%	1-1-100%
SAFETIES	0	0
FINAL SCORE	20	17
TIME OF POSSESSION	27:09	32:51

CHARGERS

Rushing	Att.	Yds.	Avg.	Long	TD
Tomlinson	22	123	5.6	62	0
Turner	4	29	7.3	21	0
Jackson	2	8	4.0	8	0
Rivers	4	6	1.5	4	0
Neal	1	2	2.0	2	0

Passing	Att.	Comp.	Yds.	S-L	TD	Lg.	Int.	Rtng.
Rivers	30	10	181	1-9	2	38	0	77.2

Receiving	No.	Yds.	Avg.	Long	TD
Jackson	5	97	19.4	37t	2
Gates	2	63	31.5	38	0
Tomlinson	1	10	10.0	10	0
Neal	1	7	7.0	7	0
McCardell	1	4	4.0	4	0

Interceptions	Att.	Yds.	Avg.	Long	TD
Hart	2	15	7.5	9	0

Punting	No.	Yds.	Avg.	TB	I-20	Long
Scifres	10	425	42.5	0	3	59

Punt Returns	No.	Yds.	Avg.	FC	Long	TD
McCardell	5	39	7.8	2	12	0

Kickoff Returns	Att.	Yds.	Avg.	Long	TD
Turner	3	70	23.3	27	0

SEATTLE

Rushing	Att.	Yds.	Avg.	Long	TD
Alexander	31	140	4.5	33t	2
Hasselbeck	1	10	10.0	10	0
Morris	1	3	3.0	3	0

Passing	Att.	Comp.	Yds.	S-L	TD	Lg.	Int.	Rtng.
Hasselbeck	37	17	189	6-28	0	24	2	39.1

Receiving	No.	Yds.	Avg.	Long	TD
Branch	5	61	12.2	17	0
Engram	4	65	16.3	20	0
Hackett	3	37	12.7	24	0
Stevens	2	24	12.0	13	0
Alexander	2	2	1.0	1	0
Morris	1	0	0.0	0	0

Interceptions	Att.	Yds.	Avg.	Long	TD
None					

Punting	No.	Yds.	Avg.	TB	I-20	Long
Plackemeier	9	446	49.6	1	5	72

Punt Returns	No.	Yds.	Avg.	FC	Long	TD
Burleson	5	19	3.8	2	10	0

Kickoff Returns	Att.	Yds.	Avg.	Long	TD
Burleson	5	107	21.4	32	0

San Diego Chargers 27, Arizona Cardinals 20 Sunday, December 31, 2006 - Qualcomm Stadium (San Diego, CA)

The Chargers won their team-record 14th game of the season, 27-20, over the Arizona Cardinals to clinch home-field advantage in the AFC Playoffs...Philip Rivers overcame an early interception as he completed a career-high 79.2 percent of his passes and threw touchdown strikes of 33 yards to Antonio Gates and 14 yards to Vincent Jackson to help the Chargers stake out to a 17-7 halftime lead...the Bolts pulled away in the third quarter when Tim Dobbins recovered a muffed punt return in the end zone for a score and Nate Kaeding added the second of his two field goals...Quentin Jammer made one of the bigger defensive plays of the

game, tackling Arizona's Anquan Boldin short of the goal line late in the second quarter when the Cardinals were out of timeouts and unable to get their field goal unit on the field...Shawne Merriman collected his 17th sack of the season to wrap up the NFL sack title...Arizona made a late comeback bid in the second half, but Michael Turner came up with a big series of runs and Lorenzo Neal iced the game with a 43-yard run late in the fourth quarter that enabled the Chargers to run out the clock and preserve the victory.

Score by Quarters	Q1	Q2	Q3	Q4	Total
Arizona Cardinals	7	0	3	10	20
San Diego Chargers	3	14	10	0	27

Cardinals	1	6:21	E.James 8 yd. run (N.Rackers kick) [9-78, 3:59]		
Chargers	1	2:23	N.Kaeding 47 yd. Field Goal [8-36, 3:58]		
Chargers	2	10:25	A.Gates 33 yd. pass from PRivers (N.Kaeding kick) [10-76, 4:57]		
Chargers	2	1:49	V.Jackson 14 yd. pass from PRivers (N.Kaeding kick) [10-79, 5:09]		
Chargers	3	12:25	T.Dobbins fumble recovery in end zone (N.Kaeding kick)		
Chargers	3	6:23	N.Kaeding 35 yd. Field Goal [8-45, 4:25]		
Cardinals	3	1:31	N.Rackers 28 yd. Field Goal [9-73, 4:52]		
Cardinals	4	9:06	L.Fitzgerald 9 yd. pass from K.Warner (N.Rackers kick) [7-86, 3:41]		
Cardinals	4	3:23	N.Rackers 20 yd. Field Goal [9-84, 4:02]		
Attendance	— 66,492				



Team Statistics	Arizona	Chargers
TOTAL FIRST DOWNS	19	23
By Rushing	6	9
By Passing	13	13
By Penalty	0	1
THIRD DOWN EFFICIENCY	5-11-45%	4-10-40%
FOURTH DOWN EFFICIENCY	0-0-0%	0-0-0%
TOTAL NET YARDS	444	387
Total Offensive Plays	55	62
Avg. gain per offensive play	8.1	6.2
NET YARDS RUSHING	98	169
Total Rushing Plays	22	33
Avg. gain per rushing play	4.5	5.1
Tackles for a loss-yards	0-0	2-2
NET YARDS PASSING	346	218
Sacks-Lost	1-10	3-17
Gross yards passing	356	235
ATT.-COMP.-INT.	32-22-0	26-20-1
Avg. gain per pass play	10.5	7.5
KICKOFFS-In EZ-TB	5-2-1	6-3-2
PUNTS No.-Avg.	4-49.0	3-42.7
Had Blocked	0	0

Team Statistics (cont.)	Arizona	Chargers
FGs - PATS Had Blocked	0-0	0-0
Net Punting Average	46.0	42.7
TOTAL RETURN YARDAGE	82	79
No.-Yards Punt Returns	1-0	3-12
No.-Yards Kickoff Returns	4-71	3-67
No.-Yards Int. Returns	1-11	0-0
PENALTIES No.-Yards	9-93	1-15
FUMBLES No.-Lost	2-1	0-0
TOUCHDOWNS	2	3
Rushing	1	0
Passing	1	2
Fumbles	0	1
EXTRA POINTS Made-Attempts	2-2	3-3
Kicking Made-Attempts	2-2	3-3
FIELD GOALS Made-Attempts	2-2	2-2
RED ZONE EFFICIENCY	2-5-40%	1-3-33%
GOAL TO GO EFFICIENCY	2-4-50%	0-0-0%
SAFETIES	5	2
FINAL SCORE	20	27
TIME OF POSSESSION	26:28	33:32

ARIZONA

Rushing	Att.	Yds.	Avg.	Long	TD
James	16	66	4.1	10	1
Boldin	2	18	9.0	18	0
Ayanbadejo	4	14	3.5	9	0

Passing	Att.	Comp.	Yds.	S-L	TD	Lg.	Int.	Rtnq.
Warner	32	22	356	1-10	1	64	0	116.1

Receiving	No.	Yds.	Avg.	Long	TD
Boldin	4	112	28.0	64	0
Fitzgerald	4	33	8.3	10	1
Spurlock	4	31	7.8	15	0
Johnson	3	76	25.3	44	0
Ayanbadejo	3	26	8.7	13	0
Pope	2	40	20.0	33	0
Bronson	1	25	25.0	25	0
Shipp	1	13	13.0	13	0

Interceptions	Att.	Yds.	Avg.	Long	TD
Beisel	1	11	11.0	11	0

Punting	No.	Yds.	Avg.	TB	I-20	Long
Player	4	196	49.0	0	0	52

Punt Returns	No.	Yds.	Avg.	FC	Long	TD
Johnson	1	0	0.0	1	0	0

Kickoff Returns	Att.	Yds.	Avg.	Long	TD
Spurlock	3	54	18.0	21	0
Arrington	1	17	17.0	17	0

CHARGERS

Rushing	Att.	Yds.	Avg.	Long	TD
Tomlinson	16	66	4.1	11	0
Turner	11	58	5.3	14	0
Neal	2	46	23.0	43	0
Rivers	1	2	2.0	2	0
Volek	3	-3	-1.0	-1	0

Passing	Att.	Comp.	Yds.	S-L	TD	Lg.	Int.	Rtnq.
Rivers	24	19	231	2-11	2	33t	1	117.2
Volek	2	1	4	1-6	0	4	0	56.2

Receiving	No.	Yds.	Avg.	Long	TD
Parker	5	62	12.4	19	0
Gates	4	56	14.0	33t	1
McCardell	3	39	13.0	17	0
Jackson	3	28	9.3	14t	1
Tomlinson	2	14	7.0	12	0
Neal	2	6	3.0	6	0
Turner	1	30	30.0	30	0

Interceptions	Att.	Yds.	Avg.	Long	TD
None					

Punting	No.	Yds.	Avg.	TB	I-20	Long
Scifres	3	128	42.7	0	3	55

Punt Returns	No.	Yds.	Avg.	FC	Long	TD
Gordon	3	12	4.0	1	6	0

Kickoff Returns	Att.	Yds.	Avg.	Long	TD
Gordon	2	55	27.5	32	0
Parker	1	12	12.0	12	0



2006 AFC Divisional Playoffs

New England Patriots 24, San Diego Chargers 21

Sunday, January 14, 2007 - Qualcomm Stadium (San Diego, CA)

The Chargers' record-breaking season came to an end in heartbreaking fashion when the New England Patriots overcame an eight point deficit in the fourth quarter to defeat the Chargers, 24-21 in an AFC Divisional Playoff game before a record crowd of 68,810 in San Diego...after a sluggish start by both teams, San Diego took a 14-3 lead in the second quarter on touchdown runs by LaDainian Tomlinson and Michael Turner, but the Bolts defense gave up a late score and the Patriots trailed only 14-10 at the half...New England added a field goal in the third quarter to climb within a point, but the Chargers drove 83 yards in nine plays early in the fourth and took a 21-13 lead when Tomlinson scored from three yards out...the game appeared to be all but over when Marlon McCree

intercepted Tom Brady on the following drive, but the Patriots' Troy Brown made a heads up play to strip McCree and the Patriots recovered...five plays later, Reche Caldwell caught a four-yard touchdown pass and the Pats tied it up on a successful two-point conversion...the Chargers got the ball back with a chance to reclaim the lead but instead went three-and-out, leading to a Patriots drive that ended with rookie Stephen Gostkowski kicking a 31-yard field goal with 1:10 left in the fourth quarter...the Chargers had one last-gasp drive, but Nate Kaeding's 54-yard field goal attempt with just a few seconds left came up short and the Patriots escaped with the win.



Score by Quarters

	Q1	Q2	Q3	Q4	Total
New England Patriots	3	7	3	11	24
San Diego Chargers	0	14	0	7	21

	Q1	Q2	Q3	Q4	Total
Patriots	1	0:40			
Chargers	2	7:19			
Chargers	2	2:04			
Patriots	2	0:08			
Patriots	3	2:11			
Chargers	4	8:35			
Patriots	4	4:36			
Patriots	4	1:10			
Attendance	— 68,810				

Team Statistics

	New England	Chargers
TOTAL FIRST DOWNS	18	21
By Rushing	3	12
By Passing	12	9
By Penalty	3	0
THIRD DOWN EFFICIENCY	4-17-24%	5-14-36%
FOURTH DOWN EFFICIENCY	0-1-0%	1-2-50%
TOTAL NET YARDS	327	352
Total Offensive Plays	74	68
Avg. gain per offensive play	4.4	5.2
NET YARDS RUSHING	51	148
Total Rushing Plays	21	33
Avg. gain per rushing play	2.4	4.5
Tackles for a loss-yards	3-7	1-7
NET YARDS PASSING	276	204
Sacks-Lost	2-4	3-26
Gross yards passing	280	230
ATT.-COMP.-INT.	51-27-3	32-14-1
Avg. gain per pass play	5.2	5.8
KICKOFFS-In EZ-TB	6-0-0	4-0-0
PUNTS No.-Avg.	7-44.1	7-36.6
Had Blocked	0	0

Team Statistics (cont.)

	New England	Chargers
FGS - PATS Had Blocked	0-0	0-0
Net Punting Average	39.3	36.6
TOTAL RETURN YARDAGE	70	152
No.-Yards Punt Returns	1-0	5-34
No.-Yards Kickoff Returns	4-70	5-91
No.-Yards Int. Returns	1-0	3-27
PENALTIES No.-Yards	4-45	6-64
FUMBLES No.-Lost	2	3-3
TOUCHDOWNS	2	3
Rushing	0	3
Passing	2	0
EXTRA POINTS Made-Attempts	2-2	3-3
Kicking Made-Attempts	1-1	3-3
Rushing Made-Attempts	1-1	0-0
FIELD GOALS Made-Attempts	3-3	0-1
RED ZONE EFFICIENCY	2-4-50%	3-3-100%
GOAL TO GO EFFICIENCY	1-1-100%	2-2-100%
SAFETIES	0	0
FINAL SCORE	24	21
TIME OF POSSESSION	29:06	30:54

NEW ENGLAND

Rushing	Att.	Yds.	Avg.	Long	TD
Faulk	6	25	4.2	7	0
Dillon	8	18	2.3	5	0
Maroney	5	5	1.0	5	0
Brady	2	3	1.5	4	0

Passing	Att.	Comp.	Yds.	S-L	TD	Lg.	Int.	Rtnng.
Brady	51	27	280	2-4	2	49	3	57.6

Receiving	No.	Yds.	Avg.	Long	TD
Gaffney	10	103	10.3	17	1
Caldwell	7	80	11.4	49	1
Brown	5	39	7.8	12	0
Graham	2	38	19.0	19	0
Faulk	2	11	5.5	6	0
Watson	1	9	9.0	9	0

Interceptions	Att.	Yds.	Avg.	Long	TD
Colvin	1	0	0.0	0	0

Punting	No.	Yds.	Avg.	TB	I-20	Long
Sauerbrun	7	309	44.1	0	1	56

Punt Returns	No.	Yds.	Avg.	FC	Long	TD
Faulk	1	0	0.0	1	0	0
Brown	0	0	0.0	2	0	0

Kickoff Returns	Att.	Yds.	Avg.	Long	TD
Maroney	2	37	18.5	25	0
Hobbs	2	33	16.5	18	0

CHARGERS

Rushing	Att.	Yds.	Avg.	Long	TD
Tomlinson	23	123	5.3	15	2
Turner	3	24	8.0	17	1
Neal	3	5	1.7	3	0
Rivers	3	3	1.0	2	0
Parker	1	-7	-7.0	-7	0

Passing	Att.	Comp.	Yds.	S-L	TD	Lg.	Int.	Rtnng.
Rivers	32	14	230	3-26	0	58	1	55.5


Receiving	No.	Yds.	Avg.	Long	TD
Gates	6	61	10.2	19	0
Tomlinson	2	64	32.0	58	0
Jackson	2	43	21.5	31	0
Parker	2	42	21.0	21	0
Neal	2	20	10.0	11	0

Interceptions	Att.	Yds.	Avg.	Long	TD
Florence	1	17	17.0	17	0
Edwards	1	9	9.0	9	0
McCree	1	1	1.0	1	0

Punting	No.	Yds.	Avg.	TB	I-20	Long
Scifres	7	256	36.6	0	5	51

Punt Returns	No.	Yds.	Avg.	FC	Long	TD
Parker	5	34	6.8	2	13	0

Kickoff Returns	Att.	Yds.	Avg.	Long	TD
Turner	3	75	25.0	32	0
Cromartie	1	15	15.0	15	0
McKinney	1	1	1.0	1	0



Mike Nowak

RECORDS

Shaun Phillips made a big impact in his first year as a starter in 2006. Phillips racked up a career-high 11.5 sacks to help the Chargers lead the NFL in that category. The '06 Bolts finished the season with 61 sacks, just one shy of the team record of 62 set in 1986.



INDIVIDUAL RECORDS

POINTS

Most, Career

- 1,076 John Carney, 1990-2000
- 766 Rolf Benirschke, 1977-1986
- 666 LaDainian Tomlinson, 2001-06

Most, Season

- 186 LaDainian Tomlinson, 2006
- 136 Nate Kaeding, 2006
- 135 John Carney, 1994

Most, Season, Rookie

- 114 Nate Kaeding, 2004
- 106 Dennis Partee, 1968
- 94 Herb Travenio, 1965

Most, Game

- 30 Kellen Winslow at Oakland, Nov. 22, 1981
- 24 (7 times), Last: LaDainian Tomlinson at Denver, Nov. 19, 2006
- 18 (29 times), Last: LaDainian Tomlinson vs. Denver, Dec. 10, 2006

TOUCHDOWNS

Most Seasons Leading League

- 3 Lance Alworth, 1966, 1965, 1964
- 1 LaDainian Tomlinson, 2006

Most, Career

- 111 LaDainian Tomlinson, 2001-06
- 83 Lance Alworth, 1962-1970
- 58 Gary Garrison, 1966-1976

Most, Season

- 31 LaDainian Tomlinson, 2006
- 20 LaDainian Tomlinson, 2005
- 19 Chuck Muncie, 1981

Most, Game

- 5 Kellen Winslow at Oakland, Nov. 22, 1981
- 4 (7 times), Last: LaDainian Tomlinson at Denver, Nov. 19, 2006
- 3 (29 times), Last: LaDainian Tomlinson vs. Denver, Dec. 10, 2006

Most Consecutive Games

- 18 LaDainian Tomlinson, 2004-05
- 10 LaDainian Tomlinson, 2006
- 9 Natrone Means, 1993-94
- Lance Alworth, 1964, 1963

POINTS AFTER TOUCHDOWN

Most, Career

- 328 Rolf Benirschke, 1977-1986
- 293 John Carney, 1990-2000
- 167 Dennis Partee, 1968-1975

Most, Season

- 58 Nate Kaeding, 2006
- 55 Rolf Benirschke, 1981
- 54 Nate Kaeding, 2004

Most, Game

- 7 (5 times), Last: Nate Kaeding at Cincinnati, Nov. 12, 2006
- 6 (23 times), Last: Nate Kaeding vs. Denver, Dec. 10, 2006
- 5 (36 times), Last: Nate Kaeding at Denver, Nov. 19, 2006

Most Consecutive

- 129 Nate Kaeding, 2004-06
- 87 Rolf Benirschke, 1983-86
- 76 John Carney, 1991-93

Most Attempts, Career

- 352 Rolf Benirschke, 1977-1986
- 298 John Carney, 1990-2000
- 175 Dennis Partee, 1968-1975

Most Attempts, Season

- 61 Rolf Benirschke, 1981
- 58 Nate Kaeding, 2006
- 55 Nate Kaeding, 2004
- Bob Thomas, 1985

Most Attempts, Game

- 8 Bob Thomas vs. Pittsburgh, Dec. 8, 1985
- Rolf Benirschke at Oakland, Nov. 22, 1981
- 7 (5 times), Last: Nate Kaeding at Cincinnati, Nov. 12, 2006
- 6 (32 times), Last: Nate Kaeding vs. Denver, Dec. 10, 2006

TWO-POINT CONVERSIONS

Most, Career

- 3 Ronnie Harmon, 1990-95
- 2 Dave Kocourek, 1960-65
- 1 (14 times), Last: Vincent Jackson, 2006

Most, Season

- 3 Ronnie Harmon, 1994
- 1 (16 times), Last: Vincent Jackson, 2006

Most, Game

- 1 (19 times), Last: Vincent Jackson vs. Cleveland, Nov. 5, 2006

FIELD GOALS

Most, Career

- 261 John Carney, 1990-2000
- 146 Rolf Benirschke, 1977-1986
- 71 Dennis Partee, 1968-1975

Most, Season

- 34 John Carney, 1994
- 31 John Carney, 1999, 1993
- 29 John Carney, 1996

Most, Game

- 6 (3 times), Last: Greg Davis at Oakland, Oct. 5, 1997
- 5 (8 times), Last: Steve Christie vs. Seattle, Dec. 30, 2001
- 4 (20 times), Last: Nate Kaeding vs. Tennessee, Sept. 18, 2006

Most, Game, No Misses

- 6 (3 times), Last: Greg Davis at Oakland, Oct. 5, 1997
- 5 (7 times), Last: Steve Christie vs. Seattle, Dec. 30, 2001
- 4 (13 times), Last: Nate Kaeding vs. Tennessee, Sept. 18, 2006

Highest Percentage, Season (min. 14 att.)

- .905 John Carney, 1990 (19 of 21)
- .897 Nate Kaeding, 2006 (26 of 29)
- .895 John Carney, 1994 (34 of 38)

Longest

- 54 (4 times), Last: Nate Kaeding at Baltimore, Oct. 1, 2006
- 53 (6 times), Last: Nate Kaeding at Atlanta, Oct. 17, 2004
- 52 (3 times), Last: John Carney vs. Kansas City, Nov. 26, 2000

Most Consecutive

- 29 John Carney, 1992-93
- 21 John Carney, 1994
- 15 Nate Kaeding, 2005-06

Most Attempts, Career

- 320 John Carney, 1990-2000
- 208 Rolf Benirschke, 1977-1986
- 121 Dennis Partee, 1968-1975

Most Attempts, Season

- 40 John Carney, 1993
- 38 John Carney, 1994
- 36 John Carney, 1999, 1996
- Rolf Benirschke, 1980

Most Attempts, Game

- 7 Dick Van Raaphorst at N.Y. Jets, Oct. 8, 1966
- 6 (6 times), Last: Steve Christie vs. Denver, Dec. 1, 2002
- 5 (19 times), Last: Steve Christie at Cleveland, Oct. 19, 2003

RUSHING YARDS**Most Seasons Leading League**

- 1 LaDainian Tomlinson, 2006
- Dick Post, 1968
- Paul Lowe, 1965

Most, Career

- 9,176 LaDainian Tomlinson, 2001-06
- 4,972 Paul Lowe, 1960-68
- 4,297 Marion Butts, 1989-1993

Most, Season

- 1,815 LaDainian Tomlinson, 2006
- 1,683 LaDainian Tomlinson, 2002
- 1,645 LaDainian Tomlinson, 2003

Most, Game

- 243 LaDainian Tomlinson vs. Oakland, Dec. 28, 2003
- 220 LaDainian Tomlinson vs. Denver, Dec. 1, 2002
- 217 LaDainian Tomlinson vs. N.E., Sept. 29, 2002
- Gary Anderson vs. Kansas City, Dec. 18, 1988

Longest Run

- 87t Paul Lowe at Dallas, Sept. 10, 1961
- 86t Keith Lincoln at Oakland, Sept. 30, 1962
- 85t LaDainian Tomlinson vs. Kansas City, Dec. 17, 2006

RUSHING TOUCHDOWNS**Most Seasons Leading League**

- 2 LaDainian Tomlinson, 2006, 2004

Most, Career

- 100 LaDainian Tomlinson, 2001-06
- 43 Chuck Muncie, 1980-84
- 38 Paul Lowe, 1960-67

Most, Season

- 28 LaDainian Tomlinson, 2006
- 19 Chuck Muncie, 1981
- 18 LaDainian Tomlinson, 2005

Most, Game

- 4 (4 times), Last: LaDainian Tomlinson at Cincinnati, Nov. 12, 2006
- 3 (19 times), Last: LaDainian Tomlinson vs. Denver, Dec. 10, 2006
- 2 (94 times), Last: LaDainian Tomlinson vs. Kansas City, Dec. 17, 2006

RUSHING AVERAGE**Highest, Career** (minimum 500 att.)

- 4.9 Paul Lowe, 1960-68
- 4.7 Keith Lincoln, 1961-66, 68
- 4.5 LaDainian Tomlinson, 2001-06

Highest, Season (minimum 100 att.)

- 6.45 Keith Lincoln, 1963
- 6.33 Paul Lowe, 1960
- 5.71 Paul Lowe, 1963

Highest, Game (minimum 10 att.)

- 13.8 Keith Lincoln at Oakland, Sept. 30, 1962
- 12.7 Keith Lincoln at Kansas City, Oct. 20, 1963
- 12.6 Brad Hubbert vs. N.Y. Jets, Dec. 24, 1967

RUSHING ATTEMPTS**Most Seasons Leading League**

- 1 Paul Lowe, 1965

Most, Career

- 2,050 LaDainian Tomlinson, 2001-06
- 1,031 Marion Butts, 1989-1993
- 1,015 Paul Lowe, 1960-68

Most, Season

- 372 LaDainian Tomlinson, 2002
- 348 LaDainian Tomlinson, 2006
- 343 Natrone Means, 1994

Most, Game

- 39 LaDainian Tomlinson at Oakland, Oct. 20, 2002
- Marion Butts at Kansas City, Dec. 17, 1989
- 37 (3 times), Last: LaDainian Tomlinson at Oakland, Nov. 21, 2004
- 36 LaDainian Tomlinson vs. Wash., Sept. 9, 2001
- Gary Brown at Oakland, Oct. 5, 1997

PASS ATTEMPTS**Most, Career**

- 5,604 Dan Fouts, 1973-1987
- 3,640 John Hadl, 1962-1972
- 2,350 Stan Humphries, 1992-97

Most, Season

- 609 Dan Fouts, 1981
- 589 Dan Fouts, 1980
- 530 Dan Fouts, 1979

Most, Game

- 58 Mark Herrmann at Kansas City, Dec. 22, 1985
- 56 Dan Fouts vs. Miami, Nov. 18, 1984 (OT)
- 54 John Friesz vs. Cleveland, Oct. 20, 1991

PASS COMPLETIONS**Most, Career**

- 3,297 Dan Fouts, 1973-1987
- 1,824 John Hadl, 1962-1972
- 1,335 Stan Humphries, 1992-97

Most, Season

- 360 Dan Fouts, 1981
- 348 Dan Fouts, 1980
- 332 Dan Fouts, 1979

Most, Game

- 37 Mark Herrmann at Kansas City, Dec. 22, 1985
- Dan Fouts vs. Miami, Nov. 18, 1984 (OT)
- 35 Drew Brees vs. Miami, Dec. 11, 2005
- 34 Doug Flutie vs. Seattle, Dec. 30, 2001

Most Consecutive

- 15 Dan Fouts at Cleveland, Sept. 7, 1981
- 14 Drew Brees at N.Y. Jets, Nov. 6 and vs. Buffalo, Nov. 20, 2005
- Jim Harbaugh vs. Denver, Nov. 7, 1999
- 13 (4 times), Last: Philip Rivers at San Francisco, Oct. 15, 2006

COMPLETION PERCENTAGE**Highest, Career** (minimum 500 att.)

- .622 Drew Brees, 2001-05
- .588 Dan Fouts, 1973-1987
- .585 Jim Harbaugh, 1999-2000

COMPLETION PERCENTAGE, cont.**Highest, Season** (minimum 140 att.)

- .657 Mark Herrmann, 1985
- .655 Drew Brees, 2004
- .646 Drew Brees, 2005

Highest, Game (minimum 20 att.)

- .880 Drew Brees vs. Oakland, Oct. 31, 2004
- .864 Drew Brees vs. N.Y. Giants, Sept. 25, 2005
- .848 Drew Brees vs. Buffalo, Nov. 20, 2005

PASSING YARDS**Most Seasons Leading League**

- 4 Dan Fouts, 1982, 1981, 1980, 1979
- 3 John Hadl, 1971, 1968, 1965

Most, Career

- 43,040 Dan Fouts, 1973-1987
- 26,938 John Hadl, 1962-1972
- 16,085 Stan Humphries, 1992-97

Most, Season

- 4,802 Dan Fouts, 1981
- 4,715 Dan Fouts, 1980
- 4,082 Dan Fouts, 1979

Most, Game

- 444 Dan Fouts at San Francisco, Dec. 11, 1982
- Dan Fouts vs. N.Y. Giants, Oct. 19, 1980
- 440 Dan Fouts vs. Seattle, Sept. 15, 1985
- 436 Dan Fouts vs. L.A. Raiders, Nov. 10, 1985

Most Games 300 Yards or More, Career

- 51 Dan Fouts, 1973-1987
- 16 John Hadl, 1962-1972
- 7 Drew Brees, 2001-05

Most Games 300 Yards or More, Season

- 8 Dan Fouts, 1980
- 7 Dan Fouts, 1985, 1981
- 6 Dan Fouts, 1979

Most Consecutive Games, 300 Yards or More

- 4 Dan Fouts, 1980-81, 1979
- 3 Dan Fouts, 1985, 1980
- John Hadl, 1967
- 2 (14 times), Last: John Friesz, 1991

Most Games 400 Yards or More, Career

- 6 Dan Fouts, 1973-1987
- 1 Jim Harbaugh, 1999-2000

TOUCHDOWN PASSES**Most Seasons Leading League**

- 2 John Hadl, 1971, 1968
- Dan Fouts, 1982, 1981

Most, Career

- 254 Dan Fouts, 1973-1987
- 201 John Hadl, 1962-1972
- 85 Stan Humphries, 1992-97

Most, Season

- 33 Dan Fouts, 1981
- 30 Dan Fouts, 1980
- 27 (3 times), Last: Drew Brees, 2004

Most, Game

- 6 Dan Fouts at Oakland, Nov. 22, 1981
- 5 (4 times), Last: Drew Brees vs. Oakland, Oct. 31, 2004
- 4 (18 times), Last: Drew Brees vs. Buffalo, Nov. 20, 2005

Most Consecutive Games

- 20 Dan Fouts, 1979-1980
- 19 John Hadl, 1966-67
- 16 John Hadl, 1967-68

INTERCEPTIONS THROWN**Most Seasons Leading League**

- 1 John Hadl, 1968

Most, Career

- 242 Dan Fouts, 1973-1987
- 211 John Hadl, 1962-1972
- 73 Stan Humphries, 1992-97

Most, Season

- 32 John Hadl, 1968
- 26 John Hadl, 1972
- 25 John Hadl, 1971
- Jack Kemp, 1960

Most, Game

- 6 Ed Luther vs. Washington, Oct. 31, 1983
- John Hadl vs. Kansas City, Dec. 8, 1968
- 5 (9 times), Last: Craig Whelihan at Seattle, Dec. 13, 1998
- 4 (31 times), Last: Doug Flutie at Denver, Nov. 11, 2001

Fewest, Season (minimum 150 att.)

- 3 Ed Luther, 1984 (151 att.)
- 4 Doug Flutie, 2003 (167 att.)
- John Friesz, 1993 (238 att.)
- 6 Stan Humphries, 1997 (225 att.)

Most Consecutive Attempts, None Intercepted

- 194 Drew Brees, Oct. 17-Dec. 5, 2004
- 168 Dan Fouts, Sept. 27-Oct. 25, 1981
- 159 Stan Humphries, Dec. 19, 1993-Sept. 25, 1994

Lowest Percentage, Season (minimum 150 att.)

- .017 John Friesz, 1993
- .018 Drew Brees, 2004
- .020 Philip Rivers, 2006

PASSER RATING**Highest, Career** (minimum 500 att.)

- 84.9 Drew Brees, 2001-05
- 80.2 Dan Fouts, 1973-1987
- 77.1 Stan Humphries, 1992-97

Highest, Season (minimum 300 att.)

- 104.8 Drew Brees, 2004
- 93.3 Dan Fouts, 1982
- 92.5 Dan Fouts, 1983

Highest, Game (minimum 20 att.)

- 157.1 Dan Fouts at Cleveland, Sept. 7, 1981
- 153.1 Drew Brees vs. Oakland, Oct. 31, 2004
- 149.4 Dan Fouts vs. Cleveland, Dec. 4, 1977

RECEIVING YARDS**Most Seasons Leading League**

- 3 Lance Alworth, 1969, 1966, 1965

Most, Career

- 9,584 Lance Alworth, 1962-1970
- 9,203 Charlie Joiner, 1976-1986
- 7,533 Gary Garrison, 1966-1976

Most, Season

- 1,602 Lance Alworth, 1965
- 1,383 Lance Alworth, 1966
- 1,340 John Jefferson, 1980

Most, Game

- 260 Wes Chandler vs. Cincinnati, Dec. 20, 1982
- 243 Wes Chandler vs. Seattle, Sept. 15, 1985
- 232 Lance Alworth at Kansas City, Oct. 20, 1963

Longest Reception

- 99t Humphries to Martin at Seattle, Sept. 18, 1994
- 91t Kemp to Lincoln at Denver, Nov. 12, 1961
- 88t Luther to Duckworth at Chicago, Dec. 3, 1984

Average per Catch, Career (minimum 250 rec.)

- 19.4 Lance Alworth, 1962-1970
- 18.6 Gary Garrison, 1966-1976
- 16.4 Wes Chandler, 1981-87

Average per Catch, Season (minimum 35 rec.)

- 23.2 Lance Alworth, 1965
- 22.9 Gary Garrison, 1970
- 21.2 Gary Garrison, 1971, 1968

RECEPTIONS**Most Seasons Leading League**

- 3 Lance Alworth, 1969, 1968, 1966
- 2 Kellen Winslow, 1981, 1980

Most, Career

- 586 Charlie Joiner, 1976-1986
- 541 Kellen Winslow, 1979-1987
- 493 Lance Alworth, 1962-1970

Most, Season

- 100 LaDainian Tomlinson, 2003
- 90 Tony Martin, 1995
- 89 Antonio Gates, 2005
- Kellen Winslow, 1980

Most, Game

- 15 Kellen Winslow at Green Bay, Oct. 7, 1984
- 14 David Boston at Jacksonville, Oct. 5, 2003
- Kellen Winslow vs. Kansas City, Dec. 11, 1983
- 13 (5 times), Last: Antonio Gates vs. Miami, Dec. 11, 2005

Most Consecutive Games With a Catch

- 96 Lance Alworth, 1962-69
- 78 Charlie Joiner, 1978-1984
- 73 Kellen Winslow, 1979-1985

RECEIVING TOUCHDOWNS**Most Seasons Leading League**

- 3 Lance Alworth, 1966, 1965, 1964

Most, Career

- 81 Lance Alworth, 1962-1970
- 58 Gary Garrison, 1966-1976
- 47 Charlie Joiner, 1976-1986

Most, Season

- 14 Tony Martin, 1996
- Lance Alworth, 1965
- 13 (5 times), Last: Antonio Gates, 2004
- 12 Gary Garrison, 1970

Most, Game

- 5 Kellen Winslow at Oakland, Nov. 22, 1981
- 4 Lance Alworth at Denver, Dec. 1, 1968
- 3 (8 times), Last: Antonio Gates vs. Kansas City, Oct. 30, 2005

Most Consecutive Games

- 9 Lance Alworth, 1963
- 6 John Jefferson, 1980
- Lance Alworth, 1967, 1964
- 5 Lance Alworth, 1965-66

INTERCEPTIONS BY**Most, Career**

- 42 Gill Byrd, 1983-1992
- 29 Dick Harris, 1960-65
- 26 Rodney Harrison, 1994-2002

Most, Season

- 9 Charlie McNeil, 1961
- 8 (4 times), Last: Ryan McNeil, 2001
- 7 (10 times), Last: Darren Carrington, 1993

Most, Game

- 3 (10 times), Last: Dwayne Harper vs. Oakland, Nov. 27, 1995
- 2 (75 times), Last: Clinton Hart at Seattle, Dec. 24, 2006
- 1 (792 times), Last: Donnie Edwards vs. Kansas City, Dec. 17, 2006

Most Consecutive Games

- 5 Charlie McNeil, 1961
- 4 (4 times), Last: Greg Jackson, 1998
- 3 (16 times), Last: Donnie Edwards, 2004

INTERCEPTION RETURN YARDS**Most Seasons Leading League**

- 1 Charlie McNeil, 1961

Most, Career

- 546 Gill Byrd, 1983-1992
- 502 Charlie McNeil, 1960-64
- 477 Kenny Graham, 1964-69

Most, Season

- 349 Charlie McNeil, 1961
- 224 Stanley Richard, 1994
- 166 Vencie Glenn, 1987

Most, Game

- 177 Charlie McNeil vs. Houston, Sept. 24, 1961
- 106 Woodrow Lowe vs. Pittsburgh, Nov. 18, 1979
- 103 Vencie Glenn vs. Denver, Nov. 29, 1987

Longest Return

- 103t Vencie Glenn vs. Denver, Nov. 29, 1987
- 102t Donald Frank at L.A. Raiders, Oct. 31, 1993
- 100t Leslie Duncan vs. Kansas City, Oct. 15, 1967

INTERCEPTION RETURN TOUCHDOWNS**Most, Career**

- 5 Kenny Graham, 1964-69
- Dick Harris, 1960-65
- 4 Woodrow Lowe, 1976-1986
- 3 Joe Beauchamp, 1966-1975

Most, Season

- 3 Dick Harris, 1961
- 2 (8 times), Last: Clinton Hart, 2005
- 1 (54 times), Last: Donnie Edwards, 2004

Most, Game

- 1 (73 times), Last: Clinton Hart vs. Oakland, Dec. 4, 2005

SACKS**Most, Career**

- 105.5 Leslie O'Neal, 1986-1995
- 67.0 Gary Johnson, 1975-1984
- 65.5 Lee Williams, 1984-1990

Most, Season

- 17.5 Gary Johnson, 1980
- 17.0 Shawne Merriman, 2006
- Leslie O'Neal, 1992
- Steve DeLong, 1969
- 15.5 Fred Dean, 1978

Most, Game (since 1982)

- 5 Leslie O'Neal vs. Dallas, Nov. 16, 1986
- 4 Leslie O'Neal at Phoenix, Dec. 6, 1992
- Leslie O'Neal vs. Denver, Dec. 22, 1991
- 3.5 (3 times), Last: Shawne Merriman at Seattle, Dec. 24, 2006

PUNTS**Most, Career**

- 771 Darren Bennett, 1995-2003
- 519 Dennis Partee, 1968-1975
- 292 Ralf Mojsiejenko, 1985-88

Continued next page

**PUNTS, cont.****Most, Season**

- 95 Darren Bennett, 1998
- 92 Darren Bennett, 2000
- 89 Darren Bennett, 1999, 1997

Most, Game

- 11 (6 times), Last: Darren Bennett at Oakland, Oct. 11, 1998
- 10 (7 times), Last: Mike Scifres at Seattle, Dec. 24, 2006
- 9 (9 times), Last: Darren Bennett at Carolina, Dec. 17, 2000

PUNT YARDS**Most, Career**

- 33,776 Darren Bennett, 1995-2003
- 21,417 Dennis ParTEE, 1968-1975
- 12,527 Ralf Mojsiejenko, 1985-88

Most, Season

- 4,248 Darren Bennett, 2000
- 4,174 Darren Bennett, 1998
- 3,972 Darren Bennett, 1997

Most, Game

- 522 Darren Bennett at Oakland, Oct. 11, 1998
- 492 Dennis ParTEE at Kansas City, Nov. 10, 1974
- 486 Darren Bennett at Cincinnati, Nov. 2, 1997
- Dennis ParTEE at Denver, Nov. 2, 1969

PUNTING AVERAGE**Highest, Career** (minimum 100 att.)

- 43.8 Darren Bennett, 1995-2003
- 42.9 Mike Scifres, 2003-06
- Ralf Mojsiejenko, 1985-88
- 42.7 Maury Buford, 1982-84

Highest, Season (minimum 50 att.)

- 46.2 Darren Bennett, 2000
- 45.6 Darren Bennett, 1996
- 44.7 Darren Bennett, 1995

Highest, Game (minimum 4 att.)

- 59.5 Darren Bennett at Pittsburgh, Oct. 1, 1995
- 57.0 Darren Bennett at Kansas City, Sept. 17, 2000
- 56.7 Darren Bennett at Denver, Oct. 6, 1996

PUNT RETURN YARDS**Most Seasons Leading League**

- 1 Leslie "Speedy" Duncan, 1965

Most, Career

- 2,388 Mike Fuller, 1975-1980
- 1,651 Leslie "Speedy" Duncan, 1964-1970
- 1,407 Darrien Gordon, 1983-1996

Most, Season

- 537 Darrien Gordon, 1996
- 489 Eric Metcalf, 1997
- 475 Darrien Gordon, 1994

Most, Game

- 168 Eric Metcalf at Cincinnati, Nov. 2, 1997
- 136 Mike Fuller at Buffalo, Nov. 21, 1976
- 133 Andre Coleman at Philadelphia, Sept. 17, 1995

PUNT RETURN AVERAGE**Most Seasons Leading League**

- 2 Leslie "Speedy" Duncan, 1965-66

Highest, Career (minimum 50 ret.)

- 13.7 Darrien Gordon, 1993-96
- 12.0 Leslie "Speedy" Duncan, 1964-1970
- 11.3 Mike Fuller, 1975-1980

Highest, Season (minimum 20 ret.)

- 15.5 Leslie "Speedy" Duncan, 1965
- 14.9 Darrien Gordon, 1996
- 13.2 (3 times), Last: Darrien Gordon, 1994

PUNT RETURN TOUCHDOWNS**Most, Career**

- 4 Leslie "Speedy" Duncan, 1964-1970
- 3 Eric Metcalf, 1997
- Darrien Gordon, 1993-96
- 2 (3 times), Last: Lionel James, 1984-87

Most, Season

- 3 Eric Metcalf, 1997
- 2 (3 times), Last: Darrien Gordon, 1994
- 1 (12 times), Last: Tim Dwight, 2001

Most, Game

- 2 Eric Metcalf at Cincinnati, Nov. 2, 1997
- 1 (19 times), Last: Tim Dwight vs. Washington, Sept. 9, 2001

PUNT RETURNS**Most Seasons Leading League**

- 1 Leslie Duncan, 1965

Most, Career

- 212 Mike Fuller, 1975-1980
- 138 Leslie "Speedy" Duncan, 1964-1970
- 124 Lionel James, 1984-88

Most, Season

- 46 Mike Fuller, 1979
- 45 Eric Metcalf, 1997
- 39 Mike Fuller, 1978

Most, Game

- 8 (4 times), Last: Leon Johnson at Detroit, Dec. 7, 2003
- 7 (4 times), Last: Mike Fuller at Houston, Dec. 17, 1978
- 6 (6 times), Last: Nate Jacquet vs. Kansas City, Nov. 26, 2000

Most Fair Catches, Season

- 24 Kenny Graham, 1969
- 19 Chris Penn, 1999
- Darrien Gordon, 1994
- 18 Kitrick Taylor, 1991

Most Fair Catches, Game

- 6 Phil McConkey at Kansas City, Dec. 17, 1989
- 5 Jeff Graham at Oakland, Sept. 3, 2000
- Kenny Graham vs. Cincinnati, Oct. 4, 1969
- 4 (9 times), Last: Eric Parker at Washington, Nov. 27, 2005

KICKOFF RETURN YARDS**Most, Career**

- 3,997 Ronney Jenkins, 2000-02
- 3,914 Andre Coleman, 1994-96
- 3,386 Leslie "Speedy" Duncan, 1964-1970

Most, Season

- 1,541 Ronney Jenkins, 2001
- 1,531 Ronney Jenkins, 2000
- 1,528 Darren Sproles, 2005

Most, Game

- 250 Ronney Jenkins at Oakland, Nov. 18, 2001
- 221 Ronney Jenkins vs. New Orleans, Sept. 10, 2000
- 214 Ronney Jenkins vs. New England, Oct. 14, 2001

KICKOFF RETURN AVERAGE**Highest, Career** (minimum 75 ret.)

- 25.3 Leslie "Speedy" Duncan, 1964-1970
- 24.2 Ronney Jenkins, 2000-02
- 23.6 Andre Coleman, 1994-96

Highest, Season (minimum 10 ret.)

- 29.7 Antonio Cromartie, 2006
- 28.4 Keith Lincoln, 1962
- 28.0 Leslie "Speedy" Duncan, 1969

KICKOFF RETURN TOUCHDOWNS**Most, Career**

- 4 Andre Coleman, 1994-96
- 3 Ronney Jenkins, 2000-02
- 2 Anthony Miller, 1988-1993

Most, Season

- 2 (3 times), Last: Ronney Jenkins, 2001
- 1 (9 times), Last: Tim Dwight, 2004

Most, Game

- 1 (15 times), Last: Tim Dwight vs. N.Y. Jets, Sept. 19, 2004

KICKOFF RETURNS**Most, Career**

- 166 Andre Coleman, 1994-96
- 165 Ronney Jenkins, 2000-02
- 134 Leslie "Speedy" Duncan, 1964-1970

Most, Season

- 67 Ronney Jenkins, 2000
- 63 Darren Sproles, 2005
- 62 Andre Coleman, 1995

Most, Game

- 8 (4 times), Last: Leon Johnson at Pittsburgh, Dec. 21, 2003
- 7 (12 times), Last: Tim Dwight vs. N.Y. Jets, Sept. 19, 2004
- 6 (31 times), Last: Michael Turner at Cincinnati, Nov. 12, 2006

COMBINED KICKOFF AND PUNT RETURN YARDS**Most, Career**

- 5,037 Leslie "Speedy" Duncan, 1964-1970
- 4,240 Andre Coleman, 1994-96
- 4,046 Mike Fuller, 1975-1980

Most, Season

- 1,737 Andre Coleman, 1995
- 1,636 Darren Sproles, 2005
- 1,335 Leon Johnson, 2003

COMBINED KICKOFF AND PUNT RETURNS**Most, Career**

- 289 Mike Fuller, 1975-1980
- 272 Leslie "Speedy" Duncan, 1964-1970
- 223 Lionel James, 1984-88

Most, Season

- 90 Andre Coleman, 1995
- 81 Darren Sproles, 2005
- 74 Leon Johnston, 2003

SERVICE**Most Seasons, Active Player**

- 15 Dan Fouts, 1973-1987
- Russ Washington, 1968-1982
- 14 Don Macek, 1976-1989
- Doug Wilkerson, 1971-1984
- 13 David Binn, 1994-2006
- Junior Seau, 1990-2002

Most Games

- 207 David Binn, 1994-2005
- 200 Junior Seau, 1990-2002
- Russ Washington, 1968-1982
- 195 Doug Wilkerson, 1971-1984

Most Consecutive Games

- 178 Russ Washington, 1968-1980
- 163 Charlie Joiner, 1976-1986
- 154 Walt Sweeney, 1963-1973
- John Hadl, 1962-1972

Most Consecutive Starts

- 148 Russ Washington, 1970-1980
- 140 Walt Sweeney, 1964-1973
- 114 Doug Wilkerson, 1971-78





TEAM RECORDS

† indicates 9-game strike season

GAMES WON

Most, Season

- 14 2006
- 12 2004, 1979, 1961
- 11 1994, 1992, 1980, 1963

Fewest, Season

- 1 2000
- 2 1975, 1973
- 4 2003, 1997, 1991, 1986, 1972, 1962

Most Consecutive

- 15 Nov. 27, 1960–Dec. 3, 1961
- 10 Oct. 29–Dec. 31, 2006
- 8 (4 times), Last: Oct. 24–Dec. 19, 2004

Most Consecutive at Home

- 10 Nov. 5, 1978–Nov. 25, 1979
- 9 Nov. 27, 1960–Dec. 9, 1961
- 8 Sept. 17–Dec. 31, 2006
- Oct. 4, 1992–Sept. 19, 1993

Most Consecutive on Road

- 11 Oct. 2, 1960–Nov. 12, 1961
- 6 Nov. 4, 1979–Sept. 28, 1980
- 5 Jan. 2, 1994–Oct. 16, 1994

Most Consecutive at Start of Season

- 11 1961
- 6 1994
- 4 2002, 1980, 1966

GAMES LOST

Most, Season

- 15 2000
- 12 2003, 1997, 1991, 1986, 1975
- 11 2001, 1998, 1973

Fewest, Season

- 2 2006, 1965, 1961
- 3 1982†, 1963
- 4 2004, 1979

Most Consecutive

- 11 Sept. 3, 2000–Nov. 19, 2000
- Sept. 21, 1975–Nov. 30, 1975
- 9 Dec. 8, 2002–Oct. 5, 2003
- Nov. 4, 2001–Dec. 30, 2001
- 8 (4 times), Last: Nov. 2, 1997–Dec. 21, 1997

Most Consecutive at Home

- 6 Sept. 21, 1975–Nov. 16, 1975
- Nov. 25, 1973–Oct. 27, 1974
- 5 (4 times), Last: Sept. 10, 2000–Nov. 12, 2000
- 4 (3 times), Last: Dec. 8, 2002–Sept. 21, 2003

Most Consecutive on Road

- 11 Oct. 6, 1985–Oct. 26, 1986
- 8 (3 times), Last: Sept. 3, 2000–Dec. 17, 2000
- 7 Nov. 10, 2002–Oct. 5, 2003
- Sept. 20, 1998–Dec. 27, 1998

Most Consecutive on Road

Without Victory, including Ties

- 14 Nov. 22, 1970–Nov. 19, 1972

POINTS

Most, Season

- 492 2006
- 478 1981
- 467 1985

Most, Game

- 58 vs. Denver, Dec. 22, 1963
- 55 at Oakland, Nov. 22, 1981
- vs. Denver, Oct. 20, 1968
- 54 vs. Pittsburgh, Dec. 8, 1985

Most Game, Both Teams

- 98 vs. Pittsburgh, Dec. 8, 1985
- 93 vs. N.Y. Titans, Dec. 18, 1960
- 90 at Cincinnati, Nov. 12, 2006

Most, Half

- 42 Nov. 12, 2006 at Cincinnati (second half)
- 41 Nov. 5, 1961 vs. New York Titans (second half)
- 38 Oct. 2, 1966 vs. Miami Dolphins (second half)
- 35 Five times, Last: Oct. 15, 2006 at San Francisco (first half)

Most, Quarter

- 28 at Kansas City, Nov. 15, 1964
- vs. N.Y. Titans, Nov. 5, 1961
- vs. Houston, Sept. 24, 1961

Most, Quarter, Both Teams

- 38 at Kansas City, Oct. 19, 1986 (2Q)
- at Denver, Oct. 6, 1963 (2Q)
- at Boston, Oct. 7, 1961 (2Q)

Fewest, Season

- 178 1961
- 188 1973
- 189 1975

Fewest, Game

- 0 (26 times), Last: at Kansas City, Oct. 31, 1999

Most Consecutive Games Not Shutout

- 121 Nov. 7, 1999–Dec. 31, 2006
- Sept. 7, 1962–Nov. 2, 1969

TOUCHDOWNS

Most, Season

- 61 1981
- 60 1985
- 59 2006

Most, Game

- 8 vs. Pittsburgh, Dec. 8, 1985
- at Oakland, Nov. 22, 1981
- 7 (7 times), Last: at Cincinnati, Nov. 12, 2006
- 6 (31 times), Last: vs. Denver, Dec. 10, 2006

Fewest, Season

- 22 1975, 1973
- 23 1998
- 25 1999, 1977

POINTS AFTER TOUCHDOWN

Most, Season

- 58 2006
- 55 1981
- 54 2004

Most, Game

- 7 (6 times), Last: at Cincinnati, Nov. 12, 2006
- 6 (24 times), Last: vs. Denver, Dec. 10, 2006
- 5 (36 times), Last: at Denver, Nov. 19, 2006

Fewest, Season

- 19 1998, 1973
- 20 1975
- 21 1977

TWO-POINT CONVERSIONS

Most, Season

- 3 1994
- 2 2003, 1998, 1968, 1963, 1962
- 1 2006, 2002, 1999, 1995, 1961

Most, Game – (since 1994)

- 1 (10 times), Last: vs. Cleveland, Nov. 5, 2006

Most Attempts, Season

- 7 1994
- 4 2000, 1998, 1995
- 3 2002, 2001, 1962

Most Attempts, Game – (since 1994)

- 3 at Denver, Sept. 4, 1994
- 2 at Seattle, Oct. 22, 1995
vs. San Francisco, Dec. 11, 1994
- 1 (25 times), Last: vs. Cleveland, Nov. 5, 2006

FIELD GOALS

Most, Season

- 34 1994
- 31 1999, 1993
- 30 2001

Most, Game

- 6 (3 times), Last: at Oakland, Oct. 5, 1997
- 5 (8 times), Last: vs. Seattle, Dec. 30, 2001
- 4 (19 times), Last: vs. Tennessee, Sept. 17, 2006

Most Attempts, Season

- 43 2001
- 40 1993
- 38 1994

Most Attempts, Game

- 7 at N.Y. Jets, Oct. 8, 1966
- 6 (6 times), Last: vs. Denver, Dec. 1, 2002
- 5 (20 times), Last: at Cleveland, Oct. 19, 2003

Most, Game, Both Teams

- 9 vs. Kansas City, Sept. 29, 1996
- 8 at Indianapolis, Nov. 3, 1996
vs. New England, Nov. 9, 1975
- 7 (9 times), Last: vs. Cleveland, Nov. 5, 2006

Most Attempts, Game, Both Teams

- 10 (4 times), Last: vs. Seattle, Dec. 12, 1999
- 9 (3 times), Last: vs. Denver, Dec. 1, 2002
- 8 (17 times), Last: at Cleveland, Oct. 19, 2003

Fewest Made, Season

- 6 1974
- 10 1976
- 12 1975, 1973, 1970, 1964

Fewest Attempts, Season

- 16 1974
- 19 1970
- 20 2003, 1988, 1976, 1962

FIRST DOWNS

Most, Season

- 379 1985, 1981
- 374 1984
- 372 1980

Most, Game

- 35 at Kansas City, Oct. 19, 1986
- 34 vs. Miami, Nov. 18, 1984 (OT)
vs. Cincinnati, Dec. 20, 1982
- 33 vs. Oakland, Oct. 31, 2004

Most, Game, Both Teams

- 62 vs. Seattle, Sept. 15, 1985
- 58 vs. Seattle, Dec. 29, 2002 (OT)
vs. Miami, Nov. 18, 1984 (OT)
- 57 at San Francisco, Dec. 11, 1982

Fewest, Season

- 198 1975, 1973
- 208 1961
- 217 1962

Fewest, Game

- 3 at Denver, Nov. 30, 1975
- 5 at Denver, Nov. 16, 2003
vs. Oakland, Oct. 5, 1970
- 6 vs. Pittsburgh Dec. 24, 2000
at Seattle, Nov. 22, 1987

Most by Rushing, Season

- 137 2006
- 131 2004
- 127 1981

Most by Rushing, Game

- 19 vs. Oakland, Nov. 27, 1960
- 18 vs. Houston, Oct. 3, 1965
- 17 vs. Indianapolis, Nov. 29, 1993
vs. Buffalo, Dec. 14, 1969

Fewest by Rushing, Game

- 0 at Oakland, Nov. 14, 1999
- 1 (12 times), Last: at Philadelphia, Oct. 23, 2005
- 2 (38 times), Last: vs. Pittsburgh, Dec. 24, 2000

Most by Passing, Season

- 258 1985
- 244 1980
- 240 1984

Most by Passing, Game

- 27 vs. Seattle, Sept. 15, 1985
- 23 vs. Cincinnati, Dec. 20, 1982
vs. N.Y. Giants, Oct. 19, 1980
- 22 vs. Denver, Nov. 28, 1982
vs. Oakland, Sept. 14, 1980 (OT)

Fewest by Passing, Season

- 89 1975
- 93 1973
- 110 1961

Fewest by Passing, Game

- 0 at Kansas City, Sept. 20, 1998
- 1 at Denver, Nov. 30, 1975 (OT)
- 2 (3 times), Last: at Denver, Nov. 16, 2003

Most by Penalty, Season

- 37 2004
- 32 2000
- 31 1998, 1971

Most by Penalty, Game

- 7 vs. Baltimore, Nov. 15, 1998
vs. Denver, Nov. 30, 1997
- 6 (3 times), Last: vs. Oakland, Oct. 31, 2004
- 5 (11 times), Last: at San Francisco, Oct. 15, 2006

Fewest by Penalty, Season

- 11 1975
- 12 1965, 1964
- 13 1968

NET YARDS GAINED

Most, Season

- 6,744 1981
- 6,535 1985
- 6,410 1980

Most, Game

- 661 vs. Cincinnati, Dec. 20, 1982
- 593 vs. L.A. Raiders, Nov. 10, 1985
- 581 vs. Denver, Oct. 20, 1968

Most, Game, Both Teams

- 1,102 vs. Cincinnati, Dec. 20, 1982
- 1,057 vs. Denver, Oct. 20, 1968
- 1,047 vs. L.A. Raiders, Nov. 10, 1985

Continued next page



NET YARDS GAINED, cont.

Fewest, Season

- 3,411 1975
- 3,622 1973
- 3,953 1970

Fewest, Game

- 70 at Denver, Nov. 2, 1969
- 93 vs. Oakland, Oct. 5, 1975
- 96 at Denver, Nov. 16, 2003

Most Total Offensive Plays, Season

- 1,154 1984
- 1,135 1980
- 1,129 1981

Fewest Total Offensive Plays, Season

- 617 1982†
- 753 1963
- 759 1964

RUSHING

Most Attempts, Season

- 590 1978
- 525 2004
- 522 2006

Most Attempts, Game

- 58 vs. Oakland, Nov. 20, 1977
- 53 (3 times), Last: vs. Oakland, Sept. 10, 1978
- 51 at Kansas City, Sept. 12, 1983

Fewest Attempts, Season

- 267 1982†
- 351 2000
- 361 1966

Most Yards, Season

- 2,578 2006
- 2,257 1990
- 2,248 1991

Most Yards, Game

- 287 vs. N.Y. Jets, Oct. 13, 1963
- 272 vs. Denver, Oct. 18, 1964
- 268 vs. N.Y. Giants, Sept. 25, 2005

Fewest Yards, Game

- 2 vs. Boston, Dec. 17, 1961
- 3 vs. Dallas Texans, Nov. 19, 1961
- 11 vs. Buffalo, Nov. 20, 1960

Most Touchdowns, Season

- 32 2006
- 26 1981
- 25 1979

Fewest Touchdowns, Season

- 5 1997
- 7 2000
- 9 1970, 1966

Most Touchdowns, Game

- 5 (3 times), Last: vs. Denver, Nov. 23, 1969
- 4 (19 times), Last: vs. Denver, Dec. 10, 2006
- 3 (42 times), Last: at Denver, Nov. 19, 2006

Most Touchdowns Allowed, Game

- 5 vs. Atlanta, Oct. 21, 1973
- at Houston, Sept. 18, 1960
- 4 (9 times), Last: at L.A. Raiders, Oct. 28, 1985
- 3 (42 times), Last: vs. Denver, Dec. 31, 2005

RUSHING AVERAGE

Highest, Season

- 5.6 1963
- 5.1 2003
- 4.9 2006

Highest, Game

- 8.52 vs. N.Y. Jets, Dec. 24, 1967
- 8.44 vs. Denver, Dec. 22, 1963
- 8.26 vs. Cleveland, Nov. 5, 2006

PASSING

Most Attempts, Season

- 662 1984
- 635 1983
- 632 1985

Most Attempts, Game

- 65 at Kansas City, Oct. 19, 1986
- 58 at Kansas City, Dec. 22, 1985
- 56 vs. Miami, Nov. 18, 1984, (OT)

Fewest Attempts, Season

- 337 1975
- 338 1982†
- 349 1974

Fewest Attempts, Game

- 6 at Cleveland, Dec. 19, 2004
- 10 vs. Kansas City, Dec. 18, 1988
- 11 at Oakland, Sept. 11, 2006

Most Completions, Season

- 401 1984
- 386 1985
- 369 1983

Most Completions, Game

- 37 (3 times), Last: at Kansas City, Oct. 19, 1986
- 35 vs. Miami, Dec. 11, 2005
- 34 vs. Seattle, Dec. 30, 2001
- vs. Seattle, Sept. 15, 1985

Fewest Completions, Game

- 1 at Kansas City, Sept. 20, 1998
- 3 vs. Oakland, Oct. 5, 1975
- 4 at Cleveland, Dec. 19, 2004
- vs. Kansas City, Nov. 2, 1986

Most Net Yards Gained, Season

- 4,870 1985
- 4,739 1981
- 4,662 1983

Most Net Yards Gained, Game

- 494 vs. Seattle, Sept. 15, 1985
- 486 vs. Cincinnati, Dec. 20, 1982
- 456 vs. N.Y. Giants, Oct. 19, 1980

Fewest Net Yards Gained, Season

- 1,610 1975
- 1,808 1973
- 2,244 1977

Fewest Net Yards Gained, Game

- 22 vs. Oakland, Oct. 5, 1975
- 19 at Kansas City, Sept. 20, 1998
- 7 at Washington, Sept. 16, 1973

Most Touchdowns, Season

- 37 1985
- 34 1981
- 30 1980

Fewest Touchdowns, Season

- 7 1975
- 9 1973
- 11 1998, 1988, 1977

Most Touchdowns, Game

- 7 at Oakland, Nov. 22, 1981
- 5 (9 times), Last: vs. Oakland, Oct. 31, 2004
- 4 (20 times), Last: vs. Buffalo, Nov. 20, 2005

Most Had Intercepted, Season

- 34 1998, 1962
- 33 1986, 1983, 1968
- 30 2000, 1985, 1978, 1973, 1964

Most Had Intercepted, Game

- 7 at Seattle, Dec. 13, 1998
vs. Kansas City, Dec. 8, 1968
6 (6 times), Last: vs. Green Bay, Oct. 24, 1999
5 (13 times), Last: at Denver, Dec. 27, 1987

Fewest Had Intercepted, Season

- 8 2004
9 2006
12 1982†

SACKED ATTEMPTING TO PASS**Most Times, Season**

- 57 1970
53 2000
51 1997

Fewest Times, Season

- 11 1967
12 1982†
18 1968

Most Times Sacked Opponent, Season

- 62 1986
61 2006
60 1980

Most Times Sacked Opponent, Game

- 11 vs. Dallas, Nov. 16, 1986
10 vs. Green Bay, Sept. 24, 1978
9 at Oakland, Sept. 11, 2006
vs. Houston, Sept. 15, 2002

PUNTS**Most, Season**

- 95 1998
92 2000
90 1997

Most, Game

- 11 (5 times), Last: at Oakland, Oct. 11, 1998
10 (9 times), Last: at Seattle, Dec. 24, 2006
9 (9 times), Last: at Carolina, Dec. 17, 2000

Fewest, Season

- 23 1982†
45 1972
55 1971

Fewest, Game

- 0 (3 times), Last: at N.Y. Jets, Oct. 14, 1990
1 (23 times), Last: at S.F., Oct. 15, 2006
2 (61 times), Last: vs. Tennessee, Sept. 18, 2006

Fewest, Game, Both Teams

- 2 (4 times), Last: vs. L.A. Raiders, Nov. 29, 1992
3 (11 times), Last: vs. New Orleans, Nov. 7, 2004
4 (19 times), Last: at N.Y. Jets, Nov. 6, 2005

PUNT YARDS**Most, Season**

- 4,248 2000
4,174 1998
3,972 1997

Most, Game

- 522 at Oakland, Oct. 11, 1998
492 at Kansas City, Nov. 10, 1974
486 at Cincinnati, Nov. 2, 1997
at Denver, Nov. 2, 1969

Fewest, Season

- 868 1982†
1,813 1972
2,281 1968

Highest Average, Season

- 46.2 2000
45.6 1996
44.7 1995

Lowest Average, Season

- 36.3 1978
36.5 1979
36.8 1975

PUNT RETURNS**Most, Season**

- 57 1978
52 1979
49 2003

Most, Game

- 8 (4 times), Last: at Detroit, Dec. 7, 2003
7 (4 times), Last: at Kansas City, Sept. 25, 1977
6 (6 times), Last: vs. Kansas City, Nov. 26, 2000

PUNT RETURNS, cont.**Fewest, Season**

- 12 1982†
21 1966
22 1963

Most Fair Catches, Season

- 32 1969
25 1999, 1991
23 2006

Most Fair Catches, Game

- 6 at Kansas City, Dec. 17, 1989
vs. Chicago, Dec. 4, 1978
5 at Oakland, Sept. 3, 2000
vs. Cincinnati, Oct. 4, 1969
4 (8 times), Last: at Washington, Nov. 27, 2005

Fewest Fair Catches, Season

- 0 1975, 1965, 1963, 1962, 1961, 1960
1 1976
3 1977

PUNT RETURN YARDS**Most, Season**

- 590 1978
542 1998
521 1977

Most, Game

- 168 at Cincinnati, Nov. 2, 1997
151 vs. Kansas City, Sept. 20, 1965
139 vs. New York Titans, Nov. 5, 1961

Fewest, Season

- 138 1982†
173 1970
185 1972

Highest Average, Season

- 15.5 1961
14.7 1996
13.4 1965

Lowest Average, Season

- 5.6 1970
5.8 1971
6.2 2000

PUNT RETURN TOUCHDOWNS**Most, Season**

- 3 1997
2 1994, 1990, 1973, 1965
1 (10 times), Last: 2001

Most, Game

- 2 at Cincinnati, Nov. 2, 1997
1 (19 times), Last: vs. Washington, Sept. 9, 2001



KICKOFF RETURNS

Most, Season

- 84 2003
- 83 2000
- 75 1997

Most, Game

- 9 (7 times), Last: vs. N.Y. Jets, Nov. 3, 2002
- 8 (14 times), Last: at Pittsburgh, Dec. 21, 2003
- 7 (48 times), Last: at Cincinnati, Nov. 12, 2006

Most, Game, Both Teams

- 17 vs. Pittsburgh, Dec. 8, 1985
- 16 vs. New York Titans, Dec. 18, 1960
- 15 (3 times), Last: at N.Y. Giants, Oct. 2, 1983

KICKOFF RETURN YARDS

Most, Season

- 1,804 2003
- 1,792 2000
- 1,716 2001

Most, Game

- 269 at Oakland, Nov. 18, 2001
- 242 vs. Atlanta, Oct. 21, 1973
- 232 vs. Kansas City, Dec. 13, 1964

Fewest, Season

- 642 1961
- 734 1977
- 812 1992

Highest Average, Season

- 26.0 2001
- 25.2 1988
- 24.5 2006

Lowest Average, Season

- 16.5 1961
- 17.5 1986
- 18.0 1992

KICKOFF RETURN TOUCHDOWNS

Most, Season

- 2 2001, 1995, 1994, 1988
- 1 2004, 2000, 1997, 1991, 1989, 1985, 1962

Most, Game

- 1 (15 times), Last: vs. N.Y. Jets, Sept. 19, 2004

PENALTIES

Most Seasons Leading League

- 3 1965, 1964, 1962

Most, Season

- 137 1998
- 129 1997
- 128 1981

Most, Game

- 19 at Kansas City, Nov. 16, 1997
- 16 vs. Baltimore, Nov. 15, 1998
- 15 at Indianapolis, Nov. 3, 1997

Fewest, Season

- 63 1969
- 64 1982†
- 68 1966

Fewest, Game

- 0 (4 times), Last: at Cincinnati, Dec. 21, 1975
- 1 (21 times), Last: vs. Arizona, Dec. 31, 2006
- 2 (37 times), Last: vs. Pittsburgh, Oct. 8, 2006

Most Yards, Season

- 1,229 1998
- 1,101 1997
- 1,039 1988

Most Yards, Game

- 148 vs. N.Y. Jets, Oct. 13, 1963
- 146 vs. Baltimore, Nov. 15, 1998
at Kansas City, Nov. 16, 1997
- 144 vs. Kansas City, Nov. 22, 1998

FUMBLES

Most, Season

- 44 1985
- 42 1983
- 40 1980, 1972

Most, Game

- 9 vs. Green Bay, Sept. 24, 1978
- 7 vs. Cincinnati, Sept. 30, 1973
- 6 (5 times), Last: vs. Pittsburgh, Dec. 13, 1987

Most by Opponent, Game

- 9 at Kansas City, Nov. 15, 1964
- 7 (3 times), Last: vs. Washington, Sept. 9, 2001
- 6 (6 times), Last: vs. Arizona, Dec. 9, 1995

Most, Game, Both Teams

- 11 (3 times), Last: vs. Kansas City, Oct. 13, 1985
- 10 (5 times), Last: vs. Seattle, Nov. 25, 1990
- 9 (7 times), Last: vs. Washington, Sept. 9, 2001

Fewest, Season

- 13 1993
- 16 2002, 1963
- 17 1982†, 1966

Most Lost, Season

- 22 1983, 1981, 1980
- 21 1973
- 20 2000, 1987, 1978, 1972

Most Lost, Game

- 6 vs. Green Bay, Sept. 24, 1978
- 4 (12 times), Last: at Baltimore, Dec. 10, 2000
- 3 (38 times), Last: vs. Green Bay, Dec. 14, 2003

Most Own Recovered, Season

- 25 1985
- 21 1979
- 20 1983, 1975, 1973, 1972

Most Own Recovered, Game

- 6 at Denver, Nov. 30, 1973
- 5 vs. Kansas City, Nov. 12, 1995
vs. Oakland, Dec. 26, 1999
- 4 (6 times), Last: at Baltimore, Oct. 1, 2006

Fewest Own Recovered, Season

- 4 1963
- 7 1989
- 8 2003, 2002, 1993, 1968, 1967, 1965

Most Opponents Recovered, Season

- 22 1986
- 18 1981, 1980, 1979, 1973
- 17 1984, 1983, 1963, 1961, 1960

Fewest Opponents Recovered, Season

- 5 1963
- 6 2002, 1974, 1970
- 7 2003, 1993, 1992, 1982†, 1969

POINTS ALLOWED

Most, Season

- 462 1983
- 441 2003
- 440 2000

Most, Game

- 57 at St. Louis, Oct. 1, 2000
- 52 at Pittsburgh, Nov. 25, 1984
- 51 at Oakland, Oct. 29, 1967



RECORDS

Most, Quarter

- 31 at Oakland, Dec. 8, 1963 (4Q)
- 30 at St. Louis, Nov. 20, 1983 (2Q)
- 28 (5 times), Last: at Minnesota, Nov. 28, 1999 (2Q)

Fewest, Season

- 205 1977
- 219 1961
- 221 1982+

Fewest, Game

- 0 (15 times), Last: at Oakland, Sept. 11, 2006
- 3 (12 times), Last: vs. Houston, Sept. 15, 2002
- 6 (16 times), Last: at Carolina, Oct. 24, 2004

FIRST DOWNS ALLOWED**Most, Season**

- 365 1981
- 363 1985
- 347 1983

Most, Game

- 34 vs. Seattle, Dec. 29, 2002
at Seattle, Nov. 22, 1987
- 33 vs. Cincinnati, Nov. 23, 2003
- 31 at Cincinnati, Sept. 22, 1985
vs. Denver, Nov. 29, 1984

Fewest, Season

- 190 1965
- 196 1982+
- 224 1962

Fewest, Game

- 5 at Tampa Bay, Sept. 19, 1976
- 6 at Oakland, Oct. 11, 1998
at Oakland (S.F.), Oct. 22, 1961
- 7 (4 times), Last: vs. Houston, Sept. 15, 2002

Most by Rushing, Season

- 154 1975
- 143 1971
- 137 1983

Most by Rushing, Game

- 19 (3 times), Last: at Seattle, Nov. 22, 1987
- 17 vs. Houston, Sept. 23, 1962
- 16 vs. New England, Oct. 16, 1977
vs. Kansas City, Dec. 18, 1966

Fewest by Rushing, Season

- 54 1965
- 65 1982
- 71 1969

Fewest by Rushing, Game

- 0 (4 times), Last: at Carolina, Dec. 12, 2000
- 1 (14 times), Last: vs. Tampa Bay, Dec. 12, 2004
- 2 (32 times), Last: at Baltimore, Oct. 1, 2006

Most by Passing, Season

- 217 1985
- 216 1981
- 205 2002

Most by Passing, Game

- 24 at Denver, Nov. 19, 2000
- 22 (3 times), Last: at St. Louis, Nov. 10, 2002
- 21 (3 times), Last: at Indianapolis, Dec. 26, 2004

Fewest by Passing, Season

- 105 1977
- 114 1971
- 116 1965

Fewest by Passing, Game

- 1 vs. Oakland, Dec. 28, 2003
at Cincinnati, Oct. 4, 1987
- 2 (6 times), Last: at Cleveland, Dec. 19, 2004
- 3 (10 times), Last: at N.Y. Jets, Oct. 14, 1990

Most by Penalty, Season

- 41 2004, 2000
- 35 1998, 1997, 1981
- 30 2002, 1996

Most by Penalty, Game

- 7 vs. Cleveland, Nov. 5, 2006
- 6 (4 times), Last: at Indianapolis, Dec. 26, 2004
- 5 (12 times), Last: vs. Pittsburgh, Oct. 10, 2005

Fewest by Penalty, Season

- 12 1982+
- 13 1992, 1969
- 14 1976

NET YARDS ALLOWED**Most, Season**

- 6,265 1985
- 6,136 1981
- 6,034 2002

Most, Game

- 614 at St. Louis, Oct. 1, 2000
- 591 vs. Seattle, Dec. 29, 2002
- 545 at Cincinnati, Nov. 12, 2006

Fewest, Season

- 3,253 1982+
- 3,276 1965
- 3,652 1977

Fewest, Game

- 58 at Oakland (S.F.), Oct. 22, 1961
- 99 vs. Indianapolis, Nov. 1, 1992
- 106 vs. Oakland, Sept. 17, 1961

RUSHING ALLOWED**Most Attempts, Season**

- 606 1975
- 559 1973
- 552 1983

Most Attempts, Game

- 61 at Chicago, Oct. 25, 1981 (OT)
- 60 at Denver, Nov. 30, 1975
- 59 at Oakland, Sept. 18, 1977

Fewest Attempts, Season

- 230 1982+
- 306 1965
- 355 2004

Fewest Attempts, Game

- 9 vs. Miami, Sept. 7, 1986
- 11 (3 times), Last: vs. Oakland, Oct. 31, 2004
- 12 (4 times), Last: at Oakland, Oct. 20, 2002

Most Yards, Season

- 2,442 1975
- 2,403 1966
- 2,296 1971

Most Yards, Game

- 328 at Denver, Nov. 30, 1975
- 303 at Buffalo, Oct. 13, 1962
- 294 vs. Kansas City, Dec. 18, 1966

Fewest Yards, Season

- 1,094 1965
- 1,121 1982+
- 1,140 1998

Fewest Yards, Game

- 2 at Oakland (S.F.), Oct. 22, 1961
- 11 at Carolina, Dec. 17, 2000
- 13 at Oakland, Oct. 5, 1997

Most Touchdowns, Season

- 26 1983
- 25 1985, 1981, 1971
- 23 1984, 1973

Fewest Touchdowns, Season

- 7 1965, 1961
- 8 1999
- 10 (8 times), Last: 2001



**PASSING ALLOWED****Most Attempts, Season**

607 2004, 2002
595 1985
577 1994

Most Attempts, Game

61 vs. St. Louis, Sept. 20, 1987
58 vs. Tennessee, Oct. 3, 2004
at Denver, Nov. 19, 2000
57 at Cleveland, Sept. 7, 1981

Fewest Attempts, Season

330 1977
341 1973
342 1982†

Fewest Attempts, Game

7 at Detroit, Nov. 6, 1977
12 at Denver, Dec. 10, 1972
at Buffalo, Oct. 13, 1962
13 (4 times), Last: at Cincinnati, Oct. 4, 1987

Most Completions, Season

375 2002
372 2004
363 1994

Most Completions, Game

40 vs. Cincinnati, Dec. 20, 1982
39 vs. Tennessee, Oct. 3, 2004
37 Kansas City, Oct. 9, 1994

Fewest Completions, Season

170 1966
172 1977
177 1973

Fewest Completions, Game

3 at Tampa Bay, Sept. 19, 1976
5 (4 times), Last: at Cincinnati, Oct. 4, 1987
6 (6 times), Last: vs. Oakland, Dec. 28, 2003

Most Net Yards, Season

5,056 199
4,311 1981
4,295 2002

Most Net Yards, Game

453 at St. Louis, Nov. 10, 2002
451 at St. Louis, Oct. 1, 2000
443 at Denver, Nov. 19, 2000

Fewest Net Yards, Season

1,725 1977
2,155 1966
2,174 1965

Fewest Net Yards, Game

-13 at Cincinnati, Oct. 4, 1987
0 vs. Oakland, Dec. 28, 2003
vs. Cincinnati, Dec. 6, 1970
4 at Tampa Bay, Sept. 19, 1976

Most Touchdowns, Season

36 2003
33 2000
31 1997

Most Touchdowns, Game

6 vs. Oakland, Oct. 27, 1963
5 (6 times), Last: at Denver, Nov. 19, 2000
4 (23 times), Last: vs. Green Bay, Dec. 14, 2003

Fewest Touchdowns, Season

10 1982†
11 1979
13 1974, 1970, 1966

INTERCEPTIONS BY**Most, Season**

49 1961 (NFL Record)
31 1969
30 1964

Most, Game

6 (5 times), Last: at Denver, Nov. 30, 1975
5 (7 times), Last: vs. Kansas City, Sept. 24, 1989
4 (27 times), Last: vs. Kansas City, Jan. 2, 2005

Most, Game, Both Teams

10 at Seattle, Dec. 13, 1998
9 at Denver, Sept. 21, 1980
at Oakland, Nov. 1, 1964
8 (10 times), Last: at Denver, Dec. 22, 1982

Fewest, Season

9 1970
10 2005
13 2003, 1987, 1982†, 1967

Most Yards Returned, Season

929 1961 (NFL Record)
562 1979
499 1984

Most Yards Returned, Game

194 vs. Houston, Sept. 24, 1961
174 vs. Denver, Oct. 29, 1961
171 vs. Pittsburgh, Nov. 18, 1979

Fewest Yards Returned, Season

90 1970
123 1999
140 2006

Most Touchdowns by Returns, Season

9 1961 (NFL Record)
5 1984
4 2000, 1994

Most Touchdowns by Returns, Game

2 at Kansas City, Oct. 19, 1986
vs. Denver, Oct. 29, 1961
1 (68 times), Last: vs. Oakland, Dec. 4, 2005

Most Consecutive Games

46 1960-63 (NFL Record)

PUNT RETURNS**Most by Opponents, Season**

56 1988
51 2000, 1996
48 1975, 1974

Fewest by Opponents, Season

7 1982†
16 1968
22 1963

Most Yards by Opponents, Season

722 2000
601 1976
558 1988

Most Yards by Opponent, Game

151 vs. Kansas City, Sept. 26, 1965
150 at Denver, Dec. 27, 1987
142 at Oakland, Oct. 29, 1967

KICKOFF RETURNS**Most by Opponent, Season**

90 2006
88 1981
83 2005, 2004

Fewest by Opponent, Season

35 1973
39 1974
40 1975

Most by Opponent, Game

10 (3 times), Last: at San Francisco, Oct. 15, 2006
9 (4 times), Last: vs. Buffalo, Nov. 20, 2005
8 (14 times), Last: vs. Tennessee, Sept. 18, 2006

THE LAST TIME

100 Yards Rushing

By Chargers — LaDainian Tomlinson, 123 yards at Seattle, Dec. 24, 2006 (22 att.)
 By Opponent — Shaun Alexander, 140 yards (at Seattle), Dec. 24, 2006 (31 att.)

200 Yards Rushing

By Chargers — LaDainian Tomlinson, 243 yards vs. Oakland, Dec. 28, 2003 (31 att.)
 By Opponent — Never

3 Touchdowns Rushing

By Chargers — LaDainian Tomlinson (3) vs. Denver, Dec. 10, 2006
 By Opponent — Tatum Bell (Denver), Dec. 31, 2005

100 Yards Receiving

By Chargers — Antonio Gates, 104 yards vs. Denver, Dec. 10, 2006 (7 rec.)
 By Opponent — Anquan Boldin, 112 yards (Arizona), Dec. 31, 2006 (4 rec.)

200 Yards Receiving

By Chargers — Wes Chandler, 243 yards vs. Seattle, Sept. 15, 1985 (13 rec.)
 By Opponent — Chad Johnson, 260 yards (at Cincinnati), Nov. 12, 2006 (11 rec.)

3 Touchdown Receiving

By Chargers — Antonio Gates vs. Kansas City, Oct. 30, 2005
 By Opponent — Chad Johnson (Cincinnati), Nov. 23, 2003

4 Total Touchdowns

By Chargers — LaDainian Tomlinson at Denver, Nov. 19, 2006 (3 rushing, 1 receiving)
 By Opponent — Harvey Williams (Oakland), Nov. 16, 1997 (2 rushing, 2 receiving)

300 Yards Passing

By Chargers — Philip Rivers, 337 yards at Cincinnati, Nov. 12, 2006
 By Opponent — Kurt Warner, 356 yards (Arizona), Dec. 31, 2006

400 Yards Passing

By Chargers — Jim Harbaugh, 404 yards at Minnesota, Nov. 28, 1999
 By Opponent — Carson Palmer, 440 yards (at Cincinnati), Nov. 12, 2006

3 Touchdown Passes

By Chargers — Philip Rivers (3) at Cincinnati, Nov. 12, 2006
 By Opponent — Carson Palmer (3) (at Cincinnati), Nov. 12, 2006

5 Touchdown Passes

By Chargers — Drew Brees, (5) vs. Oakland, Oct. 31, 2004
 By Opponent — Gus Ferrotte, (5) (at Denver), Nov. 19, 2000

Punt Return for Touchdown

By Chargers — Tim Dwight, 84 yards vs. Washington, Sept. 9, 2001
 By Opponent — Phillip Buchanon, 80 yards (Oakland), Dec. 28, 2003

Kickoff Return for Touchdown

By Chargers — Tim Dwight, 87 yards vs. N.Y. Jets, Sept. 19, 2004
 By Opponent — Dominic Rhodes, 88 yards (at Indianapolis), Dec. 26, 2004

Fumble Returned for Touchdown

By Chargers — Tim Dobbins fumble recovery in end zone, Dec. 31, 2006 (Bryant Johnson fumble)
 By Opponent — Alan Ricard, 50 yards (Baltimore), Sept. 21, 2003 (Jamal Lewis fumble)

Intercepted Pass Returned for Touchdown

By Chargers — Clinton Hart, 70 yards vs. Oakland, Dec. 4, 2005 (Kerry Collins passer)
 By Opponent — Darrent Williams, 31 yards (at Denver), Nov. 19, 2006 (Philip Rivers passer)

3 Interceptions or More

By Chargers — Dwayne Harper (3) vs. Oakland, Nov. 27, 1995 (Vince Evans passer)
 By Opponent — Kwamie Lassiter (4) (at Arizona), Dec. 27, 1998 (Craig Whelihan passer)





Shutout

- By Chargers — San Diego 27, at Oakland 0, Sept. 11, 2006
- By Opponent — at Kansas City 34, San Diego 0, Oct. 31, 1999

40 Points

- By Chargers — at San Diego 48, Denver 20, Dec. 10, 2006
- By Opponent — San Diego 49, at Cincinnati 41, Nov. 12, 2006

50 Points

- By Chargers — San Diego 50, vs. Miami 28, Sept. 7, 1986
- By Opponent — at St. Louis 57, San Diego 31, Oct. 1, 2000

Safety

- By Chargers — Steve Foley held by Wayne Gandy in end zone vs. New Orleans, Nov. 7, 2004
- By Opponent — Penalty on Philip Rivers enforced in end zone for safety at San Francisco, Oct. 15, 2006

500 Yards Total Net Offense

- By Chargers — 512 yards at Kansas City, Oct. 19, 1986
- By Opponent — 545 yards (at Cincinnati), Nov. 12, 2006

PAT Blocked

- By Chargers — John Parrella vs. Kansas City, Nov. 4, 2001
- By Opponent — Langston Walker (Oakland), Nov. 21, 2004

Field Goal Blocked

- By Chargers — Adrian Dingle vs. N.Y. Jets, Nov. 3, 2002
- By Opponent — Quintin Mikell (at Philadelphia), Oct. 23, 2005 (returned 65 yards for TD by Matt Ware)

Punt Blocked

- By Chargers — Carlos Polk at Arizona, Sept. 22, 2002 (Scott Player punter)
- By Opponent — Larry Atkins (Kansas City), Oct. 13, 2002 (Darren Bennett punter)



Photo: Mike Nowak

CAREER TOP TEN

RUSHING YARDS

1. LaDainian Tomlinson, 2001-06	9,176
2. Paul Lowe, 1960-68	4,972
3. Marion Butts, 1989-1993	4,297
4. Natrone Means, 1993-95, 1998-99	3,885
5. Chuck Muncie, 1980-84	3,309
6. Don Woods, 1974-1980	2,858
7. Keith Lincoln, 1961-66, 68	2,698
8. Dick Post, 1967-1970	2,519
9. Gary Anderson, 1985-88	2,250
10. Mike Garrett, 1970-73	2,235

RUSHING TOUCHDOWNS

1. LaDainian Tomlinson, 2001-06	100
2. Chuck Muncie, 1980-84	43
3. Paul Lowe, 1960-68	38
4. Natrone Means, 1993-95, 1998-99	34
5. Marion Butts, 1989-1993	31
6. Tim Spencer, 1985-1990	19
7. Hank Bauer, 1977-1982	17
Rod Bernstine, 1987-1992	17
Dick Post, 1967-1970	17
Clarence Williams, 1977-1981	17

RUSHING ATTEMPTS

1. LaDainian Tomlinson, 2001-06	2,050
2. Marion Butts, 1989-1993	1,031
3. Paul Lowe, 1960-68	1,015
4. Natrone Means, 1993-95, 1998-99	1,013
5. Chuck Muncie, 1980-84	773
6. Don Woods, 1974-1980	713
7. Keith Lincoln, 1961-66, 68	573
8. Mike Garrett, 1970-73	572
9. Dick Post, 1967-1970	568
10. Gary Anderson, 1985-88	548

TOTAL YARDS FROM SCRIMMAGE

1. LaDainian Tomlinson, 2001-06	12,076
2. Lance Alworth, 1962-1970	9,721
3. Charlie Joiner, 1976-1986	9,191
4. Gary Garrison, 1966-1976	7,562
5. Kellen Winslow, 1979-1987	6,741
6. Wes Chandler, 1981-87	6,197
7. Paul Lowe, 1960-68	6,017
8. Anthony Miller, 1988-1993	5,660
9. Ronnie Harmon, 1990-95	5,578
10. Marion Butts, 1989-1993	4,704

PASSING YARDS

1. Dan Fouts, 1973-1987	43,040
2. John Hadl, 1962-1972	26,938
3. Stan Humphries, 1992-97	16,085
4. Drew Brees, 2001-05	12,348
5. Jack Kemp, 1960-62	5,996
6. Doug Flutie, 2001-04	4,901
7. John Friesz, 1990-93	4,396
8. Jim Harbaugh, 1999-2000	4,177
9. Billy Joe Tolliver, 1989-1990	3,671
10. Tobin Rote, 1963-64	3,666

TOUCHDOWN PASSES

1. Dan Fouts, 1973-1987	254
2. John Hadl, 1962-1972	201
3. Stan Humphries, 1992-97	85

4. Drew Brees, 2001-05	80
5. Jack Kemp, 1960-62	37
6. Tobin Rote, 1963-64	29
7. Doug Flutie, 2001-04	25
8. Philip Rivers, 2004-06	23
9. Billy Joe Tolliver, 1989-1990	21
10. John Friesz, 1990-93	19

PASS ATTEMPTS

1. Dan Fouts, 1973-1987	5,604
2. John Hadl, 1962-1972	3,640
3. Stan Humphries, 1992-97	2,350
4. Drew Brees, 2001-05	1,809
5. Jack Kemp, 1960-62	815
6. John Friesz, 1990-93	747
7. Doug Flutie, 2001-04	737
8. Jim Harbaugh, 1999-2000	636
9. Billy Joe Tolliver, 1989-1990	595
10. Ryan Leaf, 1998-2000	567

PASS COMPLETIONS

1. Dan Fouts, 1973-1987	3,297
2. John Hadl, 1962-1972	1,824
3. Stan Humphries, 1992-97	1,335
4. Drew Brees, 2001-05	1,125
5. Doug Flutie, 2001-04	408
6. John Friesz, 1990-93	401
7. Jack Kemp, 1960-62	389
8. Jim Harbaugh, 1999-2000	372
9. Billy Joe Tolliver, 1989-1990	305
10. Philip Rivers, 2004-06	301

PASSES INTERCEPTED

1. Dan Fouts, 1973-1987	242
2. John Hadl, 1962-1972	211
3. Stan Humphries, 1992-97	73
4. Drew Brees, 2001-05	53
5. Jack Kemp, 1960-62	49
6. Ryan Leaf, 1998-2000	33
7. Tobin Rote, 1963-64	32
8. Craig Whelihan, 1995-98	29
9. Jim Harbaugh, 1999-2000	24
Billy Joe Tolliver, 1989-1990	24

RECEIVING YARDS

1. Lance Alworth, 1962-1970	9,584
2. Charlie Joiner, 1976-1986	9,203
3. Gary Garrison, 1966-1976	7,533
4. Kellen Winslow, 1979-1987	6,741
5. Wes Chandler, 1981-87	6,132
6. Anthony Miller, 1988-1993	5,582
7. Tony Martin, 1994-97	4,184
8. Ronnie Harmon, 1990-95	3,939
9. Dave Kocourek, 1960-65	3,720
10. Don Norton, 1960-66	3,486

RECEIVING TOUCHDOWNS

1. Lance Alworth, 1962-1970	81
2. Gary Garrison, 1966-1976	58
3. Charlie Joiner, 1976-1986	47
4. Kellen Winslow, 1979-1987	45
5. Wes Chandler, 1981-87	41
6. Anthony Miller, 1988-1993	37
7. John Jefferson, 1978-1980	36





RECEIVING TOUCHDOWNS, cont.

8.	Antonio Gates, 2003-06	34
9.	Tony Martin, 1994-97	33
10.	Don Norton, 1960-66	27

RECEPTIONS

1.	Charlie Joiner, 1976-1986	586
2.	Kellen Winslow, 1979-1987	541
3.	Lance Alworth, 1962-1970	493
4.	Gary Garrison, 1966-1976	404
5.	LaDainian Tomlinson, 2001-06	398
6.	Ronnie Harmon, 1990-95	378
7.	Anthony Miller, 1988-1993	374
8.	Wes Chandler, 1981-87	373
9.	Tony Martin, 1994-97	288
10.	Antonio Gates, 2003-06	265

QUARTERBACK SACKS

1.	Leslie O'Neal, 1986, 1988-1995	105.5
2.	Gary Johnson, 1975-1984	67.0
3.	Lee Williams, 1984-1990	65.5
4.	Fred Dean, 1975-1981	53.5
5.	Junior Seau, 1990-2002	47.0
6.	Raylee Johnson, 1993-2003	46.0
7.	Leroy Jones, 1976-1983	43.5
8.	Louie Kelcher, 1975-1983	39.0
9.	Chris Mims, 1992-96, 1998-99	38.0
	Burt Grossman, 1989-1993	38.0

INTERCEPTIONS

1.	Gill Byrd, 1983-1992	42
2.	Dick Harris, 1960-65	29
3.	Rodney Harrison, 1994-2002	26
4.	Kenny Graham, 1964-69	25
5.	Mike Williams, 1975-1982	24
6.	Joe Beauchamp, 1966-1975	23
7.	Woodrowe Lowe, 1976-1986	21
	Bob Howard, 1967-1974	21
	Leslie "Speedy" Duncan, 1964-69	21
10.	Chuck Allen, 1961-68	20

INTERCEPTION RETURN YARDS

1.	Gill Byrd, 1983-1992	546
2.	Charlie McNeil, 1960-64	502
3.	Kenny Graham, 1964-69	477
4.	Joe Beauchamp, 1966-1975	433
5.	Dick Harris, 1960-65	413
6.	Rodney Harrison, 1994-2002	345
7.	Woodrowe Lowe, 1976-1986	343
8.	Darren Carrington, 1991-94	337
9.	Leslie Duncan, 1964-69	322
10.	Glen Edwards, 1978-1981	309

INTERCEPTION RETURN TOUCHDOWNS

1.	Kenny Graham, 1964-69	5
	Dick Harris, 1960-65	5
3.	Woodrowe Lowe, 1976-1986	4
4.	Joe Beauchamp, 1966-1975	3
5.	Clinton Hart, 2004-06	2
	Donnie Edwards, 2002-06	2
	Rodney Harrison, 1994-2002	2
	Stanley Richard, 1991-94	2
	Donald Frank, 1990-93	2
	Gill Byrd, 1983-1992	2
	(5) others with 2 each	

TOUCHDOWNS SCORED

1.	LaDainian Tomlinson, 2001-06	111
2.	Lance Alworth, 1962-1970	83
3.	Gary Garrison, 1966-1976	58
4.	Charlie Joiner, 1976-1986	47
5.	Paul Lowe, 1960-68	46
6.	Kellen Winslow, 1979-1987	45
	Chuck Muncie, 1980-84	45
8.	Wes Chandler, 1981-87	41
9.	Anthony Miller, 1988-1993	40
10.	John Jefferson, 1978-1980	36

POINTS SCORED

1.	John Carney, 1990-2000	1,076
2.	Rolf Benirschke, 1977-1986	766
3.	LaDainian Tomlinson, 2001-06	666
4.	Lance Alworth, 1962-1970	500
5.	Dennis Partee, 1968-1975	380
6.	Nate Kaeding, 2004-06	362
7.	Gary Garrison, 1966-1976	348
8.	Charlie Joiner, 1976-1986	282
9.	Paul Lowe, 1960-68	276
10.	George Blair, 1961-64	272

FIELD GOALS

1.	John Carney, 1990-2000	261
2.	Rolf Benirschke, 1977-1986	146
3.	Dennis Partee, 1968-1975	71
4.	Nate Kaeding, 2004-06	67
5.	George Blair, 1961-64	50
6.	Steve Christie, 2001-03	42
7.	Ray Wersching, 1973-76	32
8.	Dick Van Raaphorst, 1966-67	31
9.	Wade Richey, 2001-02	21
	Vince Abbott, 1987-88	21

FIELD GOAL ATTEMPTS

1.	John Carney, 1990-2000	320
2.	Rolf Benirschke, 1977-1986	208
3.	Dennis Partee, 1968-1975	121
4.	George Blair, 1961-64	80
5.	Nate Kaeding, 2004-06	78
6.	Ray Wersching, 1973-76	68
7.	Dick Van Raaphorst, 1966-67	61
8.	Steve Christie, 2001-03	57
9.	Herb Travenio, 1965	35
10.	Vince Abbott, 1987-88	34

KICKOFF RETURN YARDS

1.	Ronney Jenkins, 2000-02	3,997
2.	Andre Coleman, 1994-96	3,914
3.	Leslie "Speedy" Duncan, 1964-1970	3,386
4.	James Brooks, 1981-83	2,305
5.	Kenny Bynum, 1997-2000	2,182
6.	Lionel James, 1984-88	2,094
7.	Nate Lewis, 1990-93	2,047
8.	Artie Owens, 1976-79	1,998
9.	Tim Dwight, 2001-04	1,876
10.	Jamie Holland, 1987-89	1,730

RECORDS



KICKOFF RETURN TOUCHDOWNS

1. Andre Coleman, 1994-96	4
2. Ronney Jenkins, 2000-02	3
3. Anthony Miller, 1988-1993	2
4. Tim Dwight, 2001-04	1
Rodney Harrison, 1994-2002	1
Nate Lewis, 1990-93	1
Jamie Holland, 1987-89	1
Gary Anderson, 1985-88	1
Keith Lincoln, 1960-66	1

KICKOFF RETURNS

1. Andre Coleman, 1994-96	166
2. Ronney Jenkins, 2000-02	165
3. Leslie "Speedy" Duncan, 1964-1970	134
4. Kenny Bynum, 1997-2000	107
5. James Brooks, 1981-83	105
6. Lionel James, 1984-88	99
7. Nate Lewis, 1990-93	92
8. Artie Owens, 1976-79	88
9. Tim Dwight, 2001-04	80
10. Jamie Holland, 1987-89	79

PUNT RETURN YARDS

1. Mike Fuller, 1975-1980	2,388
2. Leslie "Speedy" Duncan, 1964-1970	1,651
3. Darrien Gordon, 1993-94, 1996	1,407
4. Lionel James, 1984-88	1,193
5. Eric Parker, 2002-06	881
6. James Brooks, 1981-83	565
7. Tim Dwight, 2001-04	508
8. Eric Metcalf, 1997	489
9. Latario Rachal, 1998	387
10. Kitrick Taylor, 1990-91	381

PUNT RETURN TDS

1. Leslie "Speedy" Duncan, 1964-1970	4
2. Eric Metcalf, 1997	3
Darrien Gordon, 1993-94, 1996	3
4. Lionel James, 1984-88	2
Mike Fuller, 1975-1980	2
Ron Smith, 1973	2

7. Tim Dwight, 2001-04	1
Andre Coleman, 1994-96	1
Nate Lewis, 1990-93	1
Kitrick Taylor, 1990-91	1
Keith Lincoln, 1961-66, 1968	1

PUNT RETURNS

1. Mike Fuller, 1975-1980	212
2. Leslie "Speedy" Duncan, 1964-1970	138
3. Lionel James, 1984-88	124
4. Eric Parker, 2002-06	105
5. Darrien Gordon, 1993-94, 1996	103
6. James Brooks, 1981-83	52
7. Tim Dwight, 2001-04	46
8. Eric Metcalf, 1997	45
9. Nate Lewis, 1990-93	34
Kitrick Taylor, 1990-91	34

MOST SEASONS

1. Dan Fouts, 1973-1987	15
Russ Washington, 1968-1982	15
3. Doug Wilkerson, 1971-1984	14
Don Macek, 1976-1989	14
5. David Binn, 1994-2006	13
Junior Seau, 1990-2002	13
7. Raylee Johnson, 1993-2003	11
John Carney, 1990-2000	11
Charlie Joiner, 1976-1986	11
Woodrow Lowe, 1976-1986	11
(4) others will 11 each	11

MOST GAMES PLAYED

1. David Binn, 1994-2006	207
2. Junior Seau, 1990-2002	200
Russ Washington, 1968-1982	200
4. Doug Wilkerson, 1971-1984	195
5. Dan Fouts, 1973-1987	181
6. Charlie Joiner, 1976-1986	164
Woodrow Lowe, 1976-1986	164
8. Don Macek, 1976-1989	162
9. John Carney, 1990-2000	160
10. John Hadl, 1962-1972	154
Walt Sweeney, 1963-1973	154



Photo: Mike Nowak



SINGLE-SEASON TOP TEN

RUSHING YARDS

1.	LaDainian Tomlinson, 2006	1,815
2.	LaDainian Tomlinson, 2002	1,683
3.	LaDainian Tomlinson, 2003	1,645
4.	LaDainian Tomlinson, 2005	1,462
5.	Natrone Means, 1994	1,350
6.	LaDainian Tomlinson, 2004	1,335
7.	LaDainian Tomlinson, 2001	1,236
8.	Marion Butts, 1990	1,225
9.	Earnest Jackson, 1984	1,179
10.	Don Woods, 1974	1,162

RUSHING TOUCHDOWNS

1.	LaDainian Tomlinson, 2006	28
2.	Chuck Muncie, 1981	19
3.	LaDainian Tomlinson, 2005	18
4.	LaDainian Tomlinson, 2004	17
5.	LaDainian Tomlinson, 2002	14
6.	LaDainian Tomlinson, 2003	13
7.	Natrone Means, 1994	12
	Chuck Muncie, 1983	12
	Clarence Williams, 1979	12
10.	LaDainian Tomlinson, 2001	10
	Tim Spencer, 1985	10

RUSHING ATTEMPTS

1.	LaDainian Tomlinson, 2002	372
2.	LaDainian Tomlinson, 2006	348
3.	Natrone Means, 1994	343
4.	LaDainian Tomlinson, 2005	339
	LaDainian Tomlinson, 2004	339
	LaDainian Tomlinson, 2001	339
7.	LaDainian Tomlinson, 2003	313
8.	Earnest Jackson, 1984	296
9.	Mike Garrett, 1972	272
10.	Marion Butts, 1990	265

TOTAL YARDS FROM SCRIMMAGE

1.	LaDainian Tomlinson, 2003	2,370
2.	LaDainian Tomlinson, 2006	2,323
3.	LaDainian Tomlinson, 2002	2,172
4.	LaDainian Tomlinson, 2005	1,832
5.	LaDainian Tomlinson, 2004	1,776
6.	LaDainian Tomlinson, 2001	1,603
7.	Lance Alworth, 1965	1,590
8.	Natrone Means, 1994	1,585
9.	Lionel James, 1985	1,543
10.	Don Woods, 1974	1,511

PASSING YARDS

1.	Dan Fouts, 1981	4,802
2.	Dan Fouts, 1980	4,715
3.	Dan Fouts, 1979	4,082
4.	Dan Fouts, 1984	3,740
5.	Dan Fouts, 1985	3,638
6.	Drew Brees, 2005	3,576
7.	John Hadl, 1968	3,473
8.	Doug Flutie, 2001	3,464
9.	Philip Rivers, 2006	3,388
10.	Stan Humphries, 1995	3,381

TOUCHDOWN PASSES

1.	Dan Fouts, 1981	33
2.	Dan Fouts, 1980	30
3.	Drew Brees, 2004	27
	Dan Fouts, 1985	27
	John Hadl, 1968	27
6.	Drew Brees, 2005	24
	Dan Fouts, 1979	24
	Dan Fouts, 1978	24
	John Hadl, 1967	24
10.	John Hadl, 1966	23

PASS ATTEMPTS

1.	Dan Fouts, 1981	609
2.	Dan Fouts, 1980	589
3.	Dan Fouts, 1979	530
4.	Drew Brees, 2002	526
5.	Doug Flutie, 2001	521
6.	Dan Fouts, 1984	507
7.	Drew Brees, 2005	500
8.	John Friesz, 1991	487
9.	Stan Humphries, 1995	478
10.	Philip Rivers, 2006	460

PASS COMPLETIONS

1.	Dan Fouts, 1981	360
2.	Dan Fouts, 1980	348
3.	Dan Fouts, 1979	332
4.	Drew Brees, 2005	323
5.	Drew Brees, 2002	320
6.	Dan Fouts, 1984	317
7.	Doug Flutie, 2001	294
8.	Philip Rivers, 2006	284
9.	Stan Humphries, 1995	282
10.	Stan Humphries, 1994	264

PASSES INTERCEPTED

1.	John Hadl, 1968	32
2.	John Hadl, 1972	26
3.	John Hadl, 1971	25
	Jack Kemp, 1960	25
5.	Dan Fouts, 1980	24
	Dan Fouts, 1979	24
	John Hadl, 1962	24
8.	Dan Fouts, 1986	22
	John Hadl, 1967	22
	Jack Kemp, 1961	22

RECEIVING YARDS

1.	Lance Alworth, 1965	1,602
2.	Lance Alworth, 1966	1,383
3.	John Jefferson, 1980	1,340
4.	Lance Alworth, 1968	1,312
5.	Kellen Winslow, 1980	1,290
6.	Anthony Miller, 1989	1,252
7.	Lance Alworth, 1964	1,235
8.	Tony Martin, 1995	1,224
9.	Lance Alworth, 1963	1,205
10.	Wes Chandler, 1985	1,199

RECEIVING TOUCHDOWNS

1. Tony Martin, 1996	14
Lance Alworth, 1965	14
3. Antonio Gates, 2004	13
John Jefferson, 1980	13
John Jefferson, 1978	13
Lance Alworth, 1966	13
Lance Alworth, 1964	13
8. Gary Garrison, 1970	12
9. Lance Alworth, 1963	11
10. Antonio Gates, 2005	10
(8) others with 10 each	

RECEPTIONS

1. LaDainian Tomlinson, 2003	100
2. Tony Martin, 1995	90
3. Antonio Gates, 2005	89
Kellen Winslow, 1980	89
5. Kellen Winslow, 1983	88
Kellen Winslow, 1981	88
7. Lionel James, 1985	86
8. Tony Martin, 1996	85
9. Anthony Miller, 1993	84
10. John Jefferson, 1980	82

QUARTERBACK SACKS (since 1982)

1. Shawne Merriman, 2006	17
Leslie O'Neal, 1992	17
3. Lee Williams, 1986	15
4. Lee Williams, 1989	14
5. Leslie O'Neal, 1990	13.5
6. Marcellus Wiley, 2001	13
7. Leslie O'Neal, 1995	12.5
Leslie O'Neal, 1994	12.5
Leslie O'Neal, 1989	12.5
Leslie O'Neal, 1986	12.5

INTERCEPTIONS

1. Charlie McNeil, 1961	9
2. Ryan McNeil, 2001	8
Dick Harris, 1963	8
Claude Gibson, 1962	8
Bob Zeman, 1961	8
6. Darren Carrington, 1993	7
Gill Byrd, 1990	7
Gill Byrd, 1989	7
Gill Byrd, 1988	7
Danny Walters, 1983	7
(5) others with 7 each	

INTERCEPTION RETURN YARDS

1. Charlie McNeil, 1961	349
2. Stanley Richard, 1994	224
3. Vencie Glenn, 1987	166
4. Gill Byrd, 1984	157
5. Jeff Dale, 1986	153
6. Darren Carrington, 1992	152
7. Bob Laraba, 1961	151
8. Woodrow Lowe, 1979	150
9. Dick Harris, 1961	140
10. John Hendy, 1985	139

INTERCEPTION RETURN TOUCHDOWNS

1. Dick Harris, 1961	3
2. Clinton Hart, 2005	2
Stanley Richard, 1994	2
Gill Byrd, 1984	2
Woodrow Lowe, 1979	2

Kenny Graham, 1969	2
Joe Beauchamp, 1968	2
Bob Laraba, 1961	2
Charlie McNeil, 1961	2
10. Donnie Edwards, 2004	1
(53) others with 1 each	

TOUCHDOWNS SCORED

1. LaDainian Tomlinson, 2006	31
2. LaDainian Tomlinson, 2005	20
3. Chuck Muncie, 1981	19
4. LaDainian Tomlinson, 2004	18
5. LaDainian Tomlinson, 2003	17
6. LaDainian Tomlinson, 2002	15
Lance Alworth, 1964	15
8. Tony Martin, 1996	14
Lance Alworth, 1965	14
10. Antonio Gates, 2004	13
Chuck Muncie, 1983	13
John Jefferson, 1980	13
John Jefferson, 1978	13
Lance Alworth, 1966	13

POINTS SCORED

1. LaDainian Tomlinson, 2006	186
2. Nate Kaeding, 2006	136
3. John Carney, 1994	135
4. John Carney, 1993	124
5. LaDainian Tomlinson, 2005	120
6. John Carney, 1996	118
Rolf Benirschke, 1980	118
8. John Carney, 1999	115
9. Nate Kaeding, 2004	114
Chuck Muncie, 1981	114

FIELD GOALS

1. John Carney, 1994	34
2. John Carney, 1999	31
John Carney, 1993	31
4. John Carney, 1996	29
5. Nate Kaeding, 2006	26
John Carney, 1998	26
John Carney, 1992	26
8. Rolf Benirschke, 1980	24
9. Dennis Partee, 1968	22
10. Nate Kaeding, 2005	21
Wade Richey, 2001	21
John Carney, 1995	21

FIELD GOAL ATTEMPTS

1. John Carney, 1993	40
2. John Carney, 1994	38
3. John Carney, 1999	36
John Carney, 1996	36
Rolf Benirschke, 1980	36
6. Wade Richey, 2001	32
John Carney, 1992	32
Dennis Partee, 1968	32
9. Dick Van Raaphorst, 1966	31
Herb Travenio, 1965	31

KICKOFF RETURN YARDS

1. Ronney Jenkins, 2001	1,541
2. Ronney Jenkins, 2000	1,531
3. Darren Sproles, 2005	1,528
4. Andre Coleman, 1995	1,411
5. Andre Coleman, 1994	1,293

Continued next page





KICKOFF RETURN YARDS, *cont.*

6. Tim Dwight, 2004	1,222
7. Andre Coleman, 1996	1,210
8. Leon Johnson, 2003	1,151
9. Lionel James, 1984	959
10. Michael Turner, 2006	954

KICKOFF RETURN TOUCHDOWNS

1. Ronney Jenkins, 2001	2
Andre Coleman, 1995	2
Andre Coleman, 1994	2
4. Tim Dwight, 2004	1
Ronney Jenkins, 2000	1
Rodney Harrison, 1997	1
Nate Lewis, 1991	1
Anthony Miller, 1989	1
Jamie Holland, 1988	1
Anthony Miller, 1988	1
(2) others with 1 each	

KICKOFF RETURNS

1. Ronney Jenkins, 2000	67
2. Darren Sproles, 2005	63
3. Andre Coleman, 1995	62
4. Ronney Jenkins, 2001	58
5. Andre Coleman, 1996	55
6. Tim Dwight, 2004	50
Leon Johnson, 2003	50
8. Andre Coleman, 1994	49
9. Lionel James, 1984	43
10. Ronney Jenkins, 2002	40
James Brooks, 1981	40

PUNT RETURN YARDS

1. Darrien Gordon, 1996	537
2. Eric Metcalf, 1997	489
3. Darrien Gordon, 1994	475
4. Leslie "Speedy" Duncan, 1965	464
5. Mike Fuller, 1979	448
6. Mike Fuller, 1978	436
Mike Fuller, 1976	436
8. Leslie "Speedy" Duncan, 1967	434
9. Mike Fuller, 1975	410
10. Lionel James, 1987	400

PUNT RETURN TOUCHDOWNS

1. Eric Metcalf, 1997	3
2. Darrien Gordon, 1994	2
Ron Smith, 1973	2
Leslie "Speedy" Duncan, 1965	2
5. Tim Dwight, 2001	1
Darrien Gordon, 1996	1
Andre Coleman, 1995	1
Nate Lewis, 1990	1
Kitrucky Taylor, 1990	1
Lionel James, 1987	1
(6) others with 1 each	

PUNT RETURNS

1. Mike Fuller, 1979	46
2. Eric Metcalf, 1997	45
3. Mike Fuller, 1978	39
4. Eric Parker, 2006	37
5. Darrien Gordon, 1996	36
Darrien Gordon, 1994	36
Mike Fuller, 1975	36
Leslie "Speedy" Duncan, 1967	36
9. Mike Fuller, 1976	33
10. Latario Rachal, 1998	32
Lionel James, 1987	32



Photo: Mike Nowak



BIG DAYS

*AFC Championship **AFC Playoff #Super Bowl @AFL Championship Game

300 YARDS PASSING (116 total, 110 regular season, 6 postseason)

- 444 — Dan Fouts at San Francisco, Dec. 11, 1982 (33 of 48, 5 TD)
Dan Fouts vs. N.Y. Giants, Oct. 19, 1980 (26 of 41, 3 TD)
- 440 — Dan Fouts vs. Seattle, Sept. 15, 1985 (29 of 43, 4 TD)
- 436 — Dan Fouts vs. L.A. Raiders, Nov. 10, 1985 (26 of 41, 4 TD)
- 435 — Dan Fouts vs. Cincinnati, Dec. 20, 1982 (25 of 40, 1 TD)
- 433 — Dan Fouts at Miami, Jan. 2, 1982 (33 of 53, 3 TD), OT **
- 410 — Dan Fouts vs. L.A. Raiders, Oct. 21, 1984 (24 of 45, 3 TD)
- 404 — Jim Harbaugh at Minnesota, Nov. 28, 1999 (22 of 39, 1 TD)
- 389 — Jim McMahon vs. Houston, Sept. 17, 1989 (27 of 45, 2 TD)
- 388 — Dan Fouts at Oakland, Oct. 12, 1980 (23 of 39, 1 TD)
- 387 — Dan Fouts vs. Oakland, Sept. 14, 1980 (29 of 44, 3 TD), OT
- 380 — Dan Fouts vs. Miami, Nov. 18, 1984 (37 of 56, 4 TD), OT
- 378 — Drew Brees at Kansas City, Nov. 28, 2004 (28 of 37, 2 TD)
- 377 — Doug Flutie vs. Seattle, Dec. 30, 2001 (34 of 53, 1 TD)
- 376 — Dan Fouts at Green Bay, Oct. 7, 1984 (31 of 50, 3 TD)
- 372 — Dan Fouts vs. Pittsburgh, Dec. 8, 1985 (21 of 33, 3 TD)
- 371 — Dan Fouts at Dallas, Oct. 26, 1980 (21 of 44, 3 TD)
- 369 — Dan Fouts at Houston, Dec. 17, 1978 (21 of 40, 4 TD)
Tobin Rote at N.Y. Jets, Nov. 2, 1963 (21 of 29, 3 TD)
- 363 — Drew Brees vs. Green Bay, Dec. 14, 2003 (28 of 48, 2 TD)
Dan Fouts vs. Denver, Nov. 9, 1980 (29 of 45, 1 TD)
- 362 — Mark Herrmann at Kansas City, Dec. 22, 1985 (37 of 58, 3 TD)
- 359 — John Hadl vs. Oakland, Dec. 15, 1968 (21 of 52, 1 TD)
- 358 — Stan Humphries vs. Baltimore, Sept. 28, 1997 (17 of 26, 3 TD)
John Hadl vs. N.Y. Jets, Oct. 31, 1971 (19 of 27, 4 TD)
- 357 — Dan Fouts at New England, Oct. 16, 1983 (25 of 37, 1 TD)
Dan Fouts at L.A. Raiders, Nov. 22, 1982 (25 of 42, 1 TD)
Jack Kemp vs. Dallas Texans, Nov. 19, 1961 (15 of 27, 2 TD)
- 355 — Stan Humphries vs. Denver, Oct. 18, 1992 (20 of 27, 2 TD)
- 354 — Dan Fouts vs. N.Y. Jets, Sept. 4, 1983 (20 of 36, 2 TD)
- 353 — Doug Flutie at Dallas, Sept. 23, 2001 (23 of 38, 2 TD)
- 352 — Dan Fouts vs. Denver, Oct. 12, 1986 (26 of 40, 1 TD)
Dan Fouts vs. Cincinnati, Nov. 8, 1981 (20 of 40, 2 TD)
- 351 — Dan Fouts vs. Cleveland, Sept. 25, 1983 (24 of 38, 3 TD)
Dan Fouts at Tampa Bay, Dec. 13, 1981 (33 of 49, 1 TD)
- 350 — Billy Joe Tolliver at Washington, Dec. 10, 1989 (24 of 39, 2 TD)
Dan Fouts vs. Kansas City, Nov. 25, 1979 (27 of 43, 3 TD)
- 348 — Jim Harbaugh at St. Louis, Oct. 1, 2000 (27 of 40, 2 TD)
- 345 — John Hadl at Denver, Oct. 22, 1967 (15 of 34, 3 TD)
- 344 — Mark Herrmann at Seattle, Oct. 6, 1985 (26 of 35, 3 TD)
Dan Fouts at Cincinnati, Sept. 22, 1985 (25 of 43, 4 TD)
- 343 — Dan Fouts at Houston, Nov. 24, 1985 (24 of 36, 2 TD)
Dan Fouts vs. Buffalo, Dec. 1981 (28 of 42, 2 TD)
- 342 — Dan Fouts vs. Philadelphia, Nov. 30, 1980 (20 of 28, 2 TD)
- 341 — John Hadl at Houston, Dec. 4, 1966 (20 of 35, 4 TD)
- 340 — Ed Luther vs. Dallas, Nov. 13, 1983 (26 of 43, 1 TD)
- 339 — Drew Brees vs. Buffalo, Nov. 20, 2005 (28 of 33, 4 TD)
Dan Fouts vs. Seattle, Dec. 13, 1980 (28 of 42, 1 TD)
- 338 — Philip Rivers at Cincinnati, Nov. 12, 2006 (24 of 36, 3TD)
Ed Luther at St. Louis, Nov. 20, 1983 (24 of 50, 1 TD)
Dan Fouts at Seattle, Sept. 18, 1983 (21 of 41, 4 TD)
Dan Fouts vs. Atlanta, Dec. 2, 1979 (28 of 38, 1 TD)
- 337 — Stan Humphries vs. San Francisco, Dec. 11, 1994 (25 of 43, 1 TD)
Dan Fouts vs. Denver, Nov. 28, 1982 (27 of 40, 3 TD)
Jack Kemp at Houston, Sept. 18, 1960 (27 of 44, 4 TD)
- 336 — Drew Brees vs. San Francisco, Nov. 17, 2002 (29 of 50, 2TD)
Dan Fouts vs. Houston, Sept. 16, 1984 (26 of 37)
Dan Fouts vs. Oakland, Jan. 11, 1981 (22 of 45, 2 TD) *
- 334 — Philip Rivers at San Francisco, Oct. 15, 2006 (29 of 39, 2TD)
Dan Fouts vs. Pittsburgh, Dec. 13, 1987 (29 of 52, 1 TD)

Continued next page





300 YARDS PASSING, cont.

- 333 — Ed Luther vs. Kansas City, Dec. 16, 1984 (24 of 44, 1 TD)
Dan Fouts at Pittsburgh, Jan. 9, 1983 (27 of 42, 3 TD) **
Dan Fouts vs. Houston, Dec. 29, 1979 (25 of 47) **
Dan Fouts vs. Cleveland, Nov. 3, 1974 (12 of 21, 4 TD)
- 332 — Drew Brees vs. Seattle, Dec. 29, 2002 (27 of 49, 3TD)
Dan Fouts at Seattle, Sept. 9, 1984 (23 of 40, 2 TD)
John Hadl vs. Denver, Dec. 12, 1971 (21 of 36, 4 TD)
- 331 — Dan Fouts vs. Seattle, Oct. 9, 1983 (28 of 36, 1 TD)
John Hadl at N.Y. Jets, Oct. 8, 1966 (22 of 41, 1 TD)
- 330 — Dan Fouts at Cleveland, Sept. 7, 1981 (19 of 25, 3 TD)
- 329 — Dan Fouts vs. New England, Nov. 9, 1975 (25 of 42, 1 TD)
- 326 — Dan Fouts at L.A., Oct. 21, 1979 (17 of 32, 2 TD)
John Hadl at N.Y. Jets, Oct. 5, 1968 (17 of 37, 3 TD)
- 325 — Jim Harbaugh vs. Oakland, Dec. 26, 1999 (23 of 36, 2 TD)
John Hadl at Denver, Dec. 1, 1968 (21 of 35, 5 TD)
John Hadl vs. Cincinnati, Sept. 6, 1968 (20 of 37, 2 TD)
- 324 — Drew Brees vs. Kansas City, Oct. 30, 2005 (25 of 43, 3 TD)
- 322 — Dan Fouts vs. Denver, Nov. 29, 1987 (23 of 40)
- 321 — John Friesz vs. Cleveland, Oct. 20, 1991 (33 of 54, 1 TD)
John Hadl at Oakland, Nov. 21, 1971 (20 of 36, 2 TD)
John Hadl vs. Denver, Oct. 20, 1968 (9 of 18, 4 TD)
- 320 — Mark Herrmann vs. Kansas City, Oct. 13, 1985 (26 of 36, 2 TD)
- 319 — Drew Brees vs. N.Y. Jets, Jan. 8, 2005 (31 of 42, 2TD) **
Drew Brees vs. Kansas City, Oct. 13, 2002 (28 of 41, 2TD)
- 318 — Dan Fouts vs. Seattle, Oct. 14, 1979 (28 of 35, 3 TD)
John Hadl at Oakland, Oct. 29, 1967 (19 of 39, 1 TD)
- 316 — Dan Fouts vs. Detroit, Sept. 13, 1981 (18 of 25, 1 TD)
- 315 — Stan Humphries at Kansas City, Oct. 9, 1995 (24 of 34, 1 TD)
Dan Fouts vs. Cleveland, Nov. 1, 1987 (25 of 42, 2 TD)
Dan Fouts at L.A. Raiders, Oct. 28, 1985 (23 of 50, 2 TD)
John Hadl vs. Oakland, Dec. 3, 1967 (18 of 40, 2 TD)
Jack Kemp at Boston, Oct. 7, 1961 (12 of 24, 3 TD)
- 314 — Ed Luther vs. Washington, Oct. 31, 1983 (19 of 36, 2 TD)
Dan Fouts vs. Buffalo, Jan. 3, 1981 (22 of 37, 2 TD) **
John Hadl at Buffalo, Oct. 10, 1965 (18 of 29, 3 TD)
- 313 — Dan Fouts vs. Miami, Oct. 15, 1978 (22 of 30, 1 TD)
- 312 — John Hadl vs. Buffalo, Nov. 25, 1965 (18 of 37)
- 311 — Ryan Leaf at Denver, Nov. 19, 2000 (13 of 27, 3 TD)
Stan Humphries vs. Detroit, Nov. 11, 1996 (24 of 32, 3 TD)
- 310 — Dan Fouts vs. Minnesota, Oct. 11, 1981 (20 of 38, 2 TD)
- 308 — Doug Flutie vs. Arizona, Nov. 25, 2001 (33 of 44, 2 TD)
Billy Joe Tolliver at Denver, Dec. 16, 1990 (26 of 51, 1TD)
Dan Fouts vs. Pittsburgh, Dec. 22, 1980 (21 of 37)
- 307 — Doug Flutie at Philadelphia, Dec. 9, 2001 (20 of 44, 2 TD)
John Hadl vs. Kansas City, Oct. 15, 1967 (17 of 32, 2 TD)
Jack Kemp vs. Oakland, Nov. 27, 1960 (13 of 24, 2 TD)
- 306 — John Friesz at L.A. Rams, Oct. 13, 1991 (21 of 33, 2 TD)
- 305 — Stan Humphries at Oakland, Sept. 3, 1995 (23 of 47, 1 TD)
Billy Joe Tolliver vs. Denver, Dec. 24, 1989 (22 of 48)
Dan Fouts at Denver, Oct. 7, 1979 (27 of 45)
- 304 — Craig Whelihan vs. Denver, Nov. 29, 1998 (30 of 53, 1 TD)
- 303 — Dan Fouts vs. L.A. Raiders, Jan. 2, 1983 (18 of 38, 1 TD)
Dan Fouts at Oakland, Oct. 25, 1979 (21 of 37, 2 TD)
- 302 — Dan Fouts vs. Denver, Nov. 3, 1985 (23 of 34, 2 TD)
Dan Fouts vs. Seattle, Oct. 4, 1981 (30 of 40, 3 TD)
Jack Kemp at N.Y. Titans, Oct. 15, 1961 (15 of 38)

300-YARD PASSING GAMES BY PLAYER

Dan Fouts (56 total, 51 regular season, 5 postseason), John Hadl (16), Drew Brees (8 total, 7 regular season, 1 postseason), Stan Humphries (6), Jack Kemp (5), Doug Flutie (4), Ed Luther (4), Jim Harbaugh (3), Mark Herrmann (3), Billy Joe Tolliver (3), John Friesz (2), Philip Rivers (2), Ryan Leaf (1), Jim McMahon (1), Tobin Rote (1), Craig Whelihan (1).



300-YARD PASSING GAMES BY SEASON

1960	— Jack Kemp (2)	1985	— Mark Hermann (3)
1961	— Jack Kemp (3)	1986	— Dan Fouts (1)
1963	— Tobin Rote (1)	1987	— Dan Fouts (3)
1965	— John Hadl (2)	1989	— Billy Joe Tolliver (2) Jim McMahon (1)
1966	— John Hadl (2)	1990	— Billy Joe Tolliver (1)
1967	— John Hadl (4)	1991	— John Friesz (2)
1968	— John Hadl (5)	1992	— Stan Humphries (1)
1971	— John Hadl (3)	1994	— Stan Humphries (1)
1974	— Dan Fouts (1)	1995	— Stan Humphries (2)
1975	— Dan Fouts (1)	1996	— Stan Humphries (1)
1978	— Dan Fouts (2)	1997	— Stan Humphries (1)
1979	— Dan Fouts (6 regular season) Dan Fouts (1 postseason)	1998	— Craig Whelihan (1)
1980	— Dan Fouts (8 regular season) Dan Fouts (2 postseason)	1999	— Jim Harbaugh (2)
1981	— Dan Fouts (7 regular season) Dan Fouts (1 postseason)	2000	— Jim Harbaugh (1) Ryan Leaf (1)
1982	— Dan Fouts (5 regular season) Dan Fouts (1 postseason)	2001	— Doug Flutie (4)
1983	— Dan Fouts (5) Ed Luther (3)	2002	— Drew Brees (3)
1984	— Dan Fouts (5) Ed Luther (1)	2003	— Drew Brees (1)
1985	— Dan Fouts (7)	2004	— Drew Brees (1 regular season) Drew Brees (1 postseason)
		2005	— Drew Brees (2)
		2006	— Philip Rivers (2)

100 YARDS RUSHING (162 total, 155 regular season, 7 postseason)

243	— LaDainian Tomlinson vs. Oakland, Dec. 28, 2003 (31 att., 2 TD)
220	— LaDainian Tomlinson vs. Denver, Dec. 1, 2002 (37 att., 3 TD)
217	— LaDainian Tomlinson vs. New England, Sept. 29, 2002 (27 att., 2TD) Gary Anderson vs. Kansas City, Dec. 18, 1988 (34 att., 1 TD)
206	— Keith Lincoln vs. Boston, Jan. 5, 1964 (13 att., 1 TD) @
200	— LaDainian Tomlinson at Cleveland, Oct. 19, 2003 (26 att., 1 TD)
199	— LaDainian Tomlinson vs. Kansas City, Dec. 17, 2006 (25 att., 2 TD)
192	— LaDainian Tomlinson vs. N.Y. Giants, Sept. 25, 2005 (21 att., 3 TD)
189	— Brad Hubbert vs. N.Y. Jets, Dec. 24, 1967 (15 att., 2 TD)
187	— LaDainian Tomlinson at Oakland, Sept. 28, 2003 (28 att., 1 TD)
184	— LaDainian Tomlinson at Washington, Nov. 27, 2005 (25 att., 3 TD)
183	— LaDainian Tomlinson vs. St. Louis, Oct. 29, 2006 (25 att., 2 TD) Jermaine Fazande at Denver, Jan. 2, 2000 (30 att., 1 TD) Paul Lowe vs. Denver, Dec. 22, 1963 (17 att., 2 TD)
181	— Gary Brown at Oakland, Oct. 5, 1997 (36 att., 1 TD)
178	— LaDainian Tomlinson at Buffalo, Dec. 3, 2006 (28 att., 2 TD)
176	— Marion Butts vs. Kansas City, Dec. 17, 1989 (39 att.)
172	— LaDainian Tomlinson vs. Cleveland, Nov. 5, 2006 (18 att., 3 TD)
170	— Gary Anderson vs. Pittsburgh, Dec. 11, 1988 (26 att.)
169	— Gary Brown vs. Indianapolis, Oct. 26, 1997 (28 att., 1 TD)
166	— Keith Lincoln at Oakland, Sept. 30, 1962 (12 att., 1 TD)
165	— Natrone Means at Kansas City, Sept. 20, 1998 (22 att., 1 TD) Paul Lowe at Houston, Jan. 1, 1961 (21 att., 1 TD) @
164	— LaDainian Tomlinson at Oakland, Nov. 21, 2004 (37 att., 1 TD)
162	— LaDainian Tomlinson vs. Minnesota, Nov. 9, 2003 (16 att., 2 TD)
161	— Chuck Muncie at Cleveland, Sept. 7, 1981 (24 att., 1 TD) Paul Lowe vs. N.Y. Jets, Oct. 13, 1963 (16 att., 1 TD)
159	— Marion Butts vs. N.Y. Jets, Dec. 2, 1990 (26 att., 2 TD)
157	— Clarence Williams vs. Buffalo, Sept. 16, 1979 (18 att., 4 TD) Don Woods vs. Miami, Sept. 29, 1974 (18 att., 2 TD) Paul Lowe vs. Houston, Oct. 3, 1965 (20 att.)
155	— Earnest Jackson at L.A. Raiders, Sept. 24, 1984 (29 att., 1 TD)
154	— Don Woods vs. Kansas City, Oct. 27, 1974 (22 att., 1 TD)
153	— LaDainian Tomlinson at Oakland, Oct. 20, 2002 (39 att., 1 TD)
151	— Chuck Muncie at Seattle, Nov. 16, 1981 (20 att., 2 TD) Dick Post vs. Miami, Nov. 3, 1968 (21 att.)

Continued next page



100 YARDS RUSHING, cont.

- 150 — Rod Bernstine at Indianapolis, Oct. 18, 1992 (23 att., 2 TD)
- 149 — Paul Lowe vs. Oakland, Nov. 27, 1960 (26 att., 1 TD)
- 147 — LaDainian Tomlinson vs. Tennessee, Oct. 3, 2004 (17 att., 1 TD)
Dick Post at Cincinnati, Sept. 21, 1969 (15 att.)
- 145 — LaDainian Tomlinson at Kansas City, Dec. 23, 2001 (27 att.)
Gary Anderson at Atlanta, Nov. 13, 1988 (24 att.)
Mike Garrett vs. Oakland, Dec. 3, 1972 (28 att.)
- 144 — Lydell Mitchell vs. Kansas City, Nov. 12, 1978 (29 att.), OT
- 142 — Don Woods at N.Y. Jets, Dec. 1, 1974 (25 att., 1 TD)
- 140 — LaDainian Tomlinson at Oakland, Oct. 16, 2005 (31 att., 1 TD)
Dick Post vs. Cincinnati, Sept. 6, 1968 (16 att., 1 TD)
- 139 — Natrone Means vs. Miami, Jan. 8, 1995 (24 att., 1 TD)**
- 138 — Michael Turner vs. Tennessee, Sept. 17, 2006 (13 att.)
- 137 — Paul Lowe at Boston, Oct. 28, 1960 (8 att., 2 TD)
- 134 — LaDainian Tomlinson at New England, Oct. 2, 2005 (25 att., 2 TD)
- 133 — Don Woods vs. Philadelphia, Oct. 6, 1974 (21 att.)
- 132 — Mike Garrett at Baltimore, Oct. 8, 1972 (27 att., 2 TD)
- 131 — LaDainian Tomlinson at Oakland, Sept. 11, 2006 (31 att., 1 TD)
LaDainian Tomlinson vs. Tampa Bay, Dec. 12, 2004 (25 att., 1 TD)
LaDainian Tomlinson at Kansas City, Dec. 22, 2002 (24 att.)
Gary Anderson at Kansas City, Sept. 25, 1988 (23 att., 1 TD)
- 130 — Natrone Means at Indianapolis, Oct. 4, 1998 (31 att., 1 TD)
Mike Garrett at Cleveland, Oct. 28, 1973 (19 att.)
Keith Lincoln vs. Oakland, Oct. 27, 1963 (15 att.)
- 129 — Chuck Muncie vs. L.A. Raiders, Jan. 2, 1983 (26 att., 2 TD)
- 128 — Marion Butts vs. Seattle, Nov. 25, 1990 (28 att.)
Dick Post vs. Denver, Nov. 23, 1969 (17 att., 3 TD)
Paul Lowe at Buffalo, Sept. 30, 1961 (22 att., 1 TD)
- 127 — Terrell Fletcher at Arizona, Dec. 27, 1998 (23 att.)
Aaron Hayden vs. Cleveland, Dec. 3, 1995 (32 att., 2 TD)
Lionel James at Cincinnati, Sept. 22, 1985 (12 att., 1 TD)
Keith Lincoln at Kansas City, Oct. 20, 1963 (10 att., 1 TD)
- 126 — Chuck Muncie at Pittsburgh, Jan. 9, 1983 (25 att.) **
Chuck Muncie vs. Baltimore, Dec. 26, 1982 (16 att.)
Paul Lowe vs. N.Y. Jets, Dec. 11, 1966 (14 att., 2 TD)
- 125 — Natrone Means vs. Kansas City, Oct. 9, 1994 (19 att., 1 TD)
Paul Lowe vs. Oakland, Nov. 13, 1966 (10 att.)
- 124 — Earnest Jackson vs. Miami, Nov. 18, 1984 (28 att., 1 TD) OT
Rickey Young at Kansas City, Dec. 7, 1975 (25 att., 2 TD)
- 123 — LaDainian Tomlinson vs. New England, Jan. 14, 2007 (23 att., 2 TD)
LaDainian Tomlinson at Seattle, Dec. 24, 2006 (22 att.)
Dick Post vs. Cincinnati, Oct. 4, 1969 (19 att.)
- 122 — Terrell Fletcher at Washington, Dec. 6, 1998 (34 att.)
Natrone Means at Philadelphia, Sept. 17, 1995 (23 att.)
Paul Lowe vs. Denver, Sept. 11, 1965 (18 att., 1 TD)
- 121 — LaDainian Tomlinson at Houston, Sept. 12, 2004 (26 att., 1 TD)
Marion Butts at N.Y. Jets, Oct. 14, 1990 (26 att., 2 TD)
Dick Post vs. Denver, Oct. 20, 1968 (11 att., 1 TD)
Dick Post at Buffalo, Oct. 1, 1967 (20 att., 1 TD)
- 120 — LaDainian Tomlinson at St. Louis, Nov. 10, 2002 (24 att., 1 TD)
Natrone Means at New Orleans, Oct. 16, 1994 (26 att., 3 TD)
Marion Butts vs. Indianapolis, Nov. 1, 1992 (27 att., 1 TD)
Gary Anderson vs. Seattle, Sept. 18, 1988 (19 att., 1 TD)
Chuck Muncie at Miami, Jan. 2, 1982 (24 att., 1 TD) OT **
- 119 — Marion Butts vs. Kansas City, Jan. 2, 1993 (15 att., 1 TD) **
Chuck Muncie vs. Buffalo, Dec. 6, 1981 (22 att., 1 TD)
- 118 — Natrone Means vs. Miami, Dec. 27, 1993 (18 att., 3 TD)
Don Woods vs. Oakland, Oct. 13, 1974 (17 att., 1 TD)
- 117 — Don Woods at Oakland, Nov. 17, 1974 (27 att., 1 TD)
- 116 — Gary Anderson vs. Denver, Nov. 3, 1985 (22 att., 1 TD)
Dick Post vs. Kansas City, Oct. 15, 1967 (15 att., 1 TD)
- 115 — Natrone Means vs. Denver, Sept. 24, 1995 (27 att., 2 TD)
Natrone Means vs. Seattle, Sept. 10, 1995 (26 att.)
Chuck Muncie vs. Pittsburgh, Dec. 22, 1980 (26 att., 1 TD)
Chuck Muncie vs. Denver, Nov. 9, 1980 (23 att.)
- 114 — LaDainian Tomlinson at Cincinnati, Sept. 8, 2002 (21 att., 1 TD)
Rod Bernstine vs. Denver, Dec. 30, 1990 (27 att.)
Marion Butts vs. Denver, Nov. 11, 1990 (16 att.)



RECORDS

- 113 — Michael Turner at Indianapolis, Dec. 18, 2005 (8 att., 1 TD)
LaDainian Tomlinson vs. Denver, Dec. 5, 2004 (30 att., 2 TD)
LaDainian Tomlinson vs. Washington, Sept. 9, 2001 (36 att., 2 TD)
Dick Post at Oakland, Nov. 16, 1969 (20 att.)
- 112 — Natrone Means vs. Philadelphia, Oct. 18, 1998 (21 att., 1 TD)
Rod Bernstine vs. Kansas City, Sept. 29, 1991 (26 att., 1 TD)
John Cappelletti at Seattle, Sept. 7, 1980 (16 att.)
Paul Lowe at Denver, Nov. 7, 1965 (17 att.)
- 111 — LaDainian Tomlinson at Cleveland, Dec. 19, 2004 (26 att., 2 TD)
Rickey Young vs. N.Y. Jets, Dec. 15, 1975 (21 att., 1 TD)
- 110 — LaDainian Tomlinson at Buffalo, Dec. 15, 2002 (28 att., 1 TD)
Chuck Muncie at Kansas City, Sept. 12, 1983 (27 att., 1 TD)
Paul Lowe at N.Y. Titans, Oct. 23, 1965 (16 att., 2 TD)
Paul Lowe vs. N.Y. Titans, Nov. 5, 1961 (9 att., 1 TD)
- 109 — LaDainian Tomlinson vs. Oakland, Nov. 26, 2006 (19 att., 2 TD)
Mike Thomas vs. Kansas City, Nov. 16, 1980 (27 att., 2 TD)
Fred Ford vs. N.Y. Titans, Dec. 18, 1960 (7 att., 1 TD)
- 108 — Dick Post at Kansas City, Nov. 19, 1967 (18 att., 1 TD)
Gerry McDougall vs. Oakland, Dec. 2, 1962 (22 att., 2 TD)
- 107 — LaDainian Tomlinson at N.Y. Jets, Nov. 6, 2005 (25 att., 3 TD)
LaDainian Tomlinson vs. Cincinnati, Sept. 30, 2001 (21 att., 3 TD)
Natrone Means vs. Cincinnati, Sept. 11, 1994 (21 att., 1 TD)
- 106 — LaDainian Tomlinson vs. Kansas City, Nov. 30, 2003 (19 att., 1 TD)
Dick Post vs. Buffalo, Dec. 14, 1969 (19 att., 2 TD)
Russ Smith at Denver, Dec. 1, 1968 (18 att., 1 TD)
Paul Lowe at Oakland (S.F.), Oct. 22, 1961 (11 att., 2 TD)
Paul Lowe vs. Denver, Dec. 10, 1960 (19 att., 1 TD)
- 105 — LaDainian Tomlinson at Denver, Nov. 19, 2006 (20 att., 3 TD)
LaDainian Tomlinson vs. Baltimore, Sept. 21, 2003 (23 att., 1 TD)
Natrone Means at Minnesota, Nov. 7, 1993 (17 att., 1 TD)
James Brooks vs. Cincinnati, Dec. 20, 1982 (12 att., 3 TD)
Don Woods vs. L.A., Oct. 12, 1975 (24 att., 1 TD) OT
Don Woods vs. Denver, Dec. 15, 1974 (24 att., 1 TD)
- 104 — LaDainian Tomlinson at Cincinnati, Nov. 12, 2006 (22 att., 4 TD)
Natrone Means vs. Seattle, Oct. 30, 1994 (26 att., 1 TD)
Marion Butts vs. Tampa Bay, Nov. 22, 1992 (22 att.)
Rod Bernstine vs. Miami, Dec. 25, 1991 (13 att., 3 TD)
Mike Garrett vs. Denver, Sept. 24, 1972 (21 att., 1 TD)
Gene Foster at Oakland, Oct. 13, 1968 (27 att., 1 TD)
Gene Foster at Oakland, Sept. 19, 1965 (21 att.)
- 103 — LaDainian Tomlinson vs. Denver, Dec. 10, 2006 (28 att., 3 TD)
Jesse Chatman vs. Jacksonville, Oct. 10, 2004 (11 att., 1 TD)
Rod Bernstine at Denver, Sept. 22, 1991 (18 att.)
Marion Butts vs. Cincinnati, Sept. 16, 1990 (18 att.)
- 102 — LaDainian Tomlinson at Cleveland, Oct. 7, 2001 (19 att., 1 TD)
Natrone Means at Atlanta, Nov. 6, 1994 (25 att.)
Chuck Muncie vs. Minnesota, Oct. 11, 1981 (21 att., 2 TD)
Mike Garrett vs. Houston, Nov. 26, 1972 (17 att.)
Keith Lincoln vs. Houston, Dec. 1, 1963 (13 att., 1 TD)
Jacque MacKinnon vs. Buffalo, Nov. 11, 1962 (17 att.)
- 101 — Natrone Means at Oakland, Oct. 11, 1998 (37 att.)
Lydell Mitchell vs. Cincinnati, Nov. 5, 1978 (28 att.)
Keith Lincoln at Buffalo, Nov. 17, 1963 (10 att., 1 TD)
- 100 — Natrone Means vs. Denver, Oct. 23, 1994 (19 att.)
Gary Anderson vs. Kansas City, Nov. 2, 1986 (25 att.)
Cid Edwards at Houston, Sept. 15, 1974 (16 att.)
Keith Lincoln at Denver, Nov. 8, 1964 (20 att., 1 TD)
Paul Lowe at Dallas Texans, Sept. 10, 1961 (13 att., 1 TD)





100-YARD RUSHING GAMES BY PLAYER

LaDainian Tomlinson (39 total, 38 regular season, 1 postseason), Paul Lowe (16 total, 15 regular season, 1 postseason), Natrone Means (16 total, 15 regular season, 1 postseason), Chuck Muncie (11 total, 9 regular season, 2 post-season), Dick Post (11), Marion Butts (9 total, 8 regular season, 1 postseason), Don Woods (8), Gary Anderson (7), Keith Lincoln (7 total, 6 regular season, 1 postseason), Rod Bernstine (5), Mike Garrett (5), Gary Brown (2), Terrell Fletcher (2), Gene Foster (2), Earnest Jackson (2), Lydell Mitchell (2), Michael Turner (2), Rickey Young (2), James Brooks (1), John Cappelletti (1), Jesse Chatman (1), Cid Edwards (1), Jermaine Fazande (1), Fred Ford (1), Aaron Hayden (1), Brad Hubbert (1), Lionel James (1), Jacque MacKinnon (1), Gerry McDougall (1), Russ Smith (1), Mike Thomas (1), Clarence Williams (1).

100-YARD RUSHING GAMES BY SEASON

1960	— Paul Lowe (3 regular season) Fred Ford (1) Paul Lowe (1 postseason)	1983	— Chuck Muncie (1 postseason)
1961	— Paul Lowe (4)	1984	— Earnest Jackson (2)
1962	— Keith Lincoln (1) Jacque MacKinnon (1)	1985	— Gary Anderson (1) Lionel James (1)
1962	— Gerry McDougall (1)	1986	— Gary Anderson (1)
1963	— Keith Lincoln (4 regular season) Paul Lowe (2) Keith Lincoln (1 postseason)	1988	— Gary Anderson (5)
1964	— Keith Lincoln (1)	1989	— Marion Butts (1)
1965	— Paul Lowe (4)	1990	— Marion Butts (5) Rod Bernstine (1)
1965	— Gene Foster (1)	1991	— Rod Bernstine (3)
1966	— Paul Lowe (2)	1992	— Marion Butts (2 regular season) Rod Bernstine (1) Marion Butts (1 postseason)
1967	— Dick Post (3) Brad Hubbert (1)	1993	— Natrone Means (2)
1968	— Dick Post (3) Gene Foster (1) Russ Smith (1)	1994	— Natrone Means (6 regular season) Natrone Means (1 postseason)
1969	— Dick Post (5)	1995	— Natrone Means (3) Aaron Hayden (1)
1972	— Mike Garrett (4)	1997	— Gary Brown (2)
1973	— Mike Garrett (1)	1998	— Natrone Means (4) Terrell Fletcher (2)
1974	— Don Woods (7) Cid Edwards (1)	1999	— Jermaine Fazande (1)
1975	— Rickey Young (2) Don Woods (1)	2001	— LaDainian Tomlinson (4)
1978	— Lydell Mitchell (2)	2002	— LaDainian Tomlinson (7)
1979	— Clarence Williams (1)	2003	— LaDainian Tomlinson (6)
1980	— Chuck Muncie (2) John Cappelletti (1) Mike Thomas (1)	2004	— LaDainian Tomlinson (6) Jesse Chatman (1)
1981	— Chuck Muncie (4 regular season) Chuck Muncie (1 postseason)	2005	— LaDainian Tomlinson (5) Michael Turner (1)
1982	— Chuck Muncie (2 regular season) James Brooks (1)	2006	— LaDainian Tomlinson (10 regular season) Michael Turner (1) LaDainian Tomlinson (1 postseason)

100 YARDS RECEIVING (288 total, 278 regular season, 10 postseason)

260	— Wes Chandler vs. Cincinnati, Dec. 20, 1982 (10 rec., 2 TD)
243	— Wes Chandler vs. Seattle, Sept. 15, 1985 (13 rec., 1 TD)
232	— Lance Alworth at Kansas City, Oct. 20, 1963 (9 rec., 2 TD)
213	— Lance Alworth at Oakland, Oct. 29, 1967 (10 rec., 1 TD)
211	— Lance Alworth vs. Denver, Sept. 11, 1965 (7 rec., 1 TD)
210	— Lance Alworth at Boston, Nov. 10, 1963 (13 rec., 1 TD)
203	— Lance Alworth vs. Oakland, Nov. 1, 1964 (8 rec., 2 TD)
194	— Wes Chandler vs. Cincinnati, Nov. 8, 1981 (10 rec., 2 TD)
191	— Charlie Joiner at Cleveland, Sept. 7, 1981 (6 rec.)
188	— Gary Garrison vs. N.Y. Jets, Sept. 28, 1969 (10 rec., 2 TD)
185	— Lance Alworth vs. Buffalo, Nov. 26, 1964 (4 rec., 2 TD)
183	— Lance Alworth vs. Houston, Sept. 21, 1968 (8 rec., 1 TD)
182	— Lance Alworth at Oakland, Oct. 13, 1968 (9 rec., 1 TD)
181	— David Boston at Jacksonville, Oct. 5, 2003 (14 rec., 2 TD) Lance Alworth at Kansas City, Nov. 14, 1965 (6 rec., 1 TD)
180	— Lance Alworth at N.Y. Jets, Nov. 2, 1963 (5 rec., 1 TD)
179	— Bobby Duckworth vs. Chicago, Dec. 3, 1984 (3 rec., 1 TD)



- 177 — Lance Alworth at Boston, Oct. 23, 1966 (6 rec., 2 TD)
 175 — Dave Kocourek vs. Buffalo, Dec. 10, 1961 (3 rec., 1 TD)
 172 — Tony Martin vs. San Francisco, Dec. 11, 1994 (9 rec., 1 TD)
 Jacque MacKinnon vs. Denver, Oct. 20, 1968 (6 rec., 2 TD)
 171 — Kellen Winslow vs. Pittsburgh, Dec. 22, 1980 (10 rec.)
 Charlie Joiner vs. N.Y. Giants, Oct. 19, 1980 (10 rec., 1 TD)
 Lance Alworth at Denver, Dec. 1, 1968 (9 rec., 4 TD)
 169 — Lance Alworth at Kansas City, Oct. 27, 1968 (6 rec.)
 Lance Alworth at Kansas City, Nov. 15, 1964 (5 rec., 1 TD)
 Dave Kocourek vs. Dallas Texans, Nov. 19, 1961 (7 rec., 1 TD)
 168 — Tony Martin at Indianapolis, Dec. 17, 1995 (10 rec., 2 TD)
 Lionel James vs. L.A. Raiders, Nov. 10, 1985 (11 rec., 1 TD)
 Charlie Joiner at L.A., Oct. 21, 1979 (7 rec.)
 Lance Alworth at Buffalo, Oct. 10, 1965 (8 rec., 2 TD)
 166 — Kellen Winslow at Miami, Jan. 2, 1982 (13 rec., 1 TD) OT **
 Charlie Joiner vs. Detroit, Sept. 13, 1981 (7 rec.)
 165 — Gary Garrison at Chicago, Oct. 18, 1970 (8 rec., 2 TD)
 164 — John Jefferson vs. Philadelphia, Nov. 30, 1980 (8 rec.)
 163 — Tony Martin vs. Seattle, Sept. 10, 1995 (13 rec., 1 TD)
 Gary Garrison at N.Y. Jets, Oct. 5, 1968 (6 rec., 2 TD)
 162 — Anthony Miller vs. Houston, Sept. 17, 1989 (7 rec., 2 TD)
 Kellen Winslow vs. Kansas City, Dec. 11, 1983 (14 rec., 3 TD)
 Gary Garrison vs. N.Y. Jets, Oct. 31, 1971 (6 rec., 1 TD)
 160 — John Jefferson at Dallas, Oct. 26, 1980 (8 rec., 1 TD)
 Lance Alworth vs. Oakland, Dec. 19, 1965 (5 rec., 1 TD)
 Dave Kocourek at Boston, Oct. 7, 1961 (3 rec., 1 TD)
 157 — Kellen Winslow at Green Bay, Oct. 7, 1984 (15 rec.)
 156 — Curtis Conway vs. Seattle, Dec. 30, 2001 (11 rec., 1 TD)
 Gary Garrison at Denver, Dec. 10, 1972 (10 rec., 1 TD)
 Lance Alworth vs. Kansas City, Dec. 18, 1966 (8 rec., 1 TD)
 155 — Tony Martin vs. Baltimore, Sept. 28, 1997 (4 rec., 3 TD)
 John Jefferson vs. Chicago, Dec. 4, 1978 (7 rec., 1 TD)
 154 — Wes Chandler vs. Pittsburgh, Dec. 8, 1985 (5 rec., 2 TD)
 153 — Kellen Winslow at Cincinnati, Nov. 2, 1980 (9 rec., 1 TD)
 152 — Curtis Conway vs. San Francisco, Nov. 17, 2002 (7 rec.)
 Tony Martin at Seattle, Sept. 18, 1994 (5 rec., 1 TD)
 Anthony Miller vs. Washington, Dec. 10, 1989 (8 rec., 1 TD)
 150 — Wes Chandler at Seattle, Oct. 6, 1985 (9 rec., 2 TD)
 149 — Anthony Miller at L.A. Rams, Oct. 13, 1991 (7 rec., 1 TD)
 John Jefferson at Houston, Dec. 17, 1978 (6 rec., 2 TD)
 Jerry LeVias vs. Denver, Dec. 9, 1973 (5 rec., 1 TD)
 Gary Garrison vs. Kansas City, Dec. 20, 1970 (5 rec.)
 Lance Alworth at N.Y. Jets, Oct. 8, 1966 (10 rec.)
 148 — LaDainian Tomlinson at Detroit, Dec. 7, 2003 (9 rec., 2 TD)
 Tony Martin at Kansas City, Nov. 24, 1996 (5 rec., 2 TD)
 147 — Lance Alworth vs. Boston, Dec. 7, 1969 (6 rec., 1 TD)
 Lance Alworth at Houston, Dec. 4, 1966 (4 rec., 2 TD)
 Lance Alworth vs. N.Y. Jets, Dec. 4, 1965 (7 rec., 2 TD)
 146 — Kellen Winslow vs. Houston, Sept. 16, 1984 (10 rec.)
 145 — Antonio Gates vs. Kansas City, Oct. 30, 2005 (10 rec., 3 TD)
 Charlie Joiner at San Francisco, Dec. 11, 1982 (8 rec.)
 Lance Alworth vs. Houston, Oct. 3, 1965 (4 rec., 2 TD)
 144 — LaDainian Tomlinson vs. Green Bay, Dec. 14, 2003 (11 rec., 2 TD)
 Jeff Graham at Denver, Nov. 19, 2000 (4 rec., 2 TD)
 Kellen Winslow at Oakland, Nov. 22, 1981 (13 rec., 5 TD)
 Dave Kocourek vs. Oakland (at San Francisco), Dec. 4, 1960 (7 rec., 1 TD)
 143 — Curtis Conway at Buffalo, Oct. 15, 2000 (7 rec., 1 TD)
 142 — Anthony Miller at Minnesota, Nov. 7, 1993 (7 rec., 1 TD)
 Anthony Miller vs. Seattle, Oct. 4, 1992 (9 rec., 2 TD)
 Harrison Davis vs. Cleveland, Nov. 3, 1974 (4 rec., 1 TD)
 Lance Alworth at Denver, Oct. 22, 1967 (5 rec., 1 TD)
 Lance Alworth vs. N.Y. Jets, Oct. 23, 1965 (7 rec., 1 TD)
 141 — Jeff Graham at Minnesota, Nov. 28, 1999 (6 rec.)
 140 — Wes Chandler at Houston, Dec. 6, 1987 (10 rec.)
 Dave Kocourek vs. Houston, Sept. 23, 1962 (5 rec.)
 139 — David Boston vs. Cincinnati, Nov. 23, 2003 (9 rec., 2 TD)
 138 — Tony Martin at Oakland, Sept. 22, 1996 (10 rec., 3 TD)
 Wes Chandler vs. L.A. Raiders, Jan. 2, 1983 (6 rec., 1 TD)

Continued next page





100 YARDS RECEIVING, cont.

- 137 — Anthony Miller vs. Cincinnati, Sept. 26, 1990 (9 rec.)
John Jefferson vs. Seattle, Oct. 14, 1979 (9 rec., 2 TD)
Lance Alworth at N.Y. Jets, Oct. 5, 1968 (8 rec., 1 TD)
- 135 — Charlie Joiner at Oakland, Oct. 12, 1980 (8 rec.)
- 134 — Wes Chandler vs. Cleveland, Sept. 25, 1983 (6 rec., 2 TD)
Charlie Joiner vs. St. Louis, Sept. 26, 1976 (5 rec., 1 TD)
Gene Foster vs. Miami, Oct. 2, 1966 (6 rec., 2 TD)
- 133 — Ronnie Harmon vs. Indianapolis, Dec. 31, 1995 (10 rec.) **
Pete Holohan at Seattle, Sept. 9, 1984 (6 rec.)
- 132 — Antonio Gates at N.Y. Jets, Nov. 6, 2005 (8 rec.)
Tony Martin vs. Cleveland, Dec. 3, 1995 (9 rec., 1 TD)
Kellen Winslow vs. Oakland, Sept. 14, 1980 (9 rec., 1 TD)
- 131 — Lance Alworth vs. Denver, Oct. 20, 1968 (4 rec., 1 TD)
- 130 — Charlie Joiner vs. Oakland, Jan. 11, 1981 (6 rec., 2 TD) *
John Jefferson vs. Kansas City, Nov. 12, 1978 (7 rec., 2 TD)
- 129 — Stephen Alexander vs. Seattle, Dec. 29, 2002 (8 rec., 1 TD)
Curtis Conway vs. Kansas City, Oct. 13, 2002 (8 rec.)
Anthony Miller vs. Denver, Oct. 25, 1992 (6 rec., 1 TD)
Anthony Miller vs. Philadelphia, Nov. 5, 1989 (5 rec., 2 TD)
- 128 — Bryan Still vs. Buffalo, Sept. 6, 1998 (6 rec., 1 TD)
Tony Martin at Indianapolis, Nov. 3, 1996 (6 rec., 1 TD)
Gary Garrison vs. Oakland, Dec. 15, 1968 (4 rec.)
- 127 — Charlie Joiner vs. Denver, Nov. 9, 1980 (9 rec.)
Lance Alworth vs. N.Y. Jets, Dec. 11, 1966 (7 rec.)
- 126 — Kellen Winslow vs. Buffalo, Dec. 6, 1981 (6 rec., 1 TD)
Dave Kocourek vs. Buffalo, Nov. 11, 1962 (7 rec., 1 TD)
- 125 — Wes Chandler at San Francisco, Dec. 11, 1982 (7 rec., 3 TD)
Lance Alworth vs. Cincinnati, Oct. 4, 1969 (8 rec.)
Lance Alworth vs. Miami, Nov. 12, 1967 (4 rec., 1 TD)
Jerry Robinson vs. Denver, Nov. 4, 1962 (3 rec., 1 TD)
- 124 — Anthony Miller vs. Seattle, Nov. 10, 1991 (5 rec.)
Wes Chandler vs. Philadelphia, Dec. 15, 1985 (5 rec.)
Wes Chandler at Pittsburgh, Jan. 9, 1983 (9 rec.) **
Charlie Joiner at Chicago, Oct. 25, 1981 (5 rec., 1 TD)
Lance Alworth vs. Houston, Oct. 25, 1970 (2 rec., 1 TD)
Lance Alworth vs. Buffalo, Nov. 25, 1965 (7 rec.)
Lance Alworth at Boston, Oct. 9, 1964 (8 rec., 2 TD)
Ralph Anderson at Boston, Sept. 21, 1960 (6 rec., 1 TD)
- 123 — Antonio Gates vs. Miami, Dec. 11, 2005 (13 rec., 1 TD)
Keenan McCardell vs. Dallas, Sept. 11, 2005 (9 rec., 2 TD)
Antonio Gates at Houston, Sept. 12, 2004 (8 rec.)
Anthony Miller at Seattle, Oct. 3, 1993 (10 rec., 1 TD)
Charlie Joiner vs. Kansas City, Nov. 25, 1979 (9 rec., 1 TD)
Keith Lincoln at Buffalo, Oct. 16, 1966 (5 rec., 1 TD)
Keith Lincoln vs. Boston, Jan. 5, 1964 (7 rec., 1 TD) @
Dave Kocourek vs. Houston, Dec. 24, 1961 (7 rec.) @
- 122 — Gary Garrison vs. Baltimore, Sept. 20, 1970 (3 rec., 2 TD)
Lance Alworth vs. Buffalo, Dec. 14, 1969 (7 rec., 1 TD)
- 121 — Tony Martin vs. Miami, Nov. 5, 1995 (7 rec., 1 TD)
Charlie Joiner vs. Denver, Nov. 28, 1982 (7 rec.)
Gary Garrison at Cincinnati, Sept. 29, 1968 (5 rec., 2 TD)
Lance Alworth vs. Houston, Sept. 24, 1967 (10 rec., 1 TD)
Don Norton at N.Y., Oct. 15, 1961 (5 rec.)
- 120 — Curtis Conway vs. Buffalo, Oct. 28, 2001 (9 rec.)
Shawn Jefferson at Oakland, Sept. 3, 1995 (6 rec., 1 TD)
Kellen Winslow vs. Baltimore, Dec. 26, 1982 (7 rec., 3 TD)
Wes Chandler at Denver, Sept. 12, 1982 (4 rec.)
Don Norton vs. Dallas, Nov. 19, 1961 (6 rec.)
- 119 — Mark Seay vs. Cincinnati, Sept. 11, 1994 (8 rec., 2 TD)
Anthony Miller at Tampa Bay, Jan. 2, 1994 (7 rec., 1 TD)
Nate Lewis at Denver, Sept. 12, 1993 (10 rec., 1 TD)
Eric Sievers vs. Miami, Nov. 18, 1984 (12 rec., 2 TD)
Charlie Joiner at Indianapolis, Nov. 4, 1984 (9 rec., 1 TD)
Kellen Winslow at L.A. Raiders, Sept. 24, 1984 (9 rec., 1 TD)
Don Woods vs. Cleveland, Nov. 3, 1974 (3 rec., 2 TD)
Gary Garrison at Detroit, Oct. 22, 1972 (7 rec., 2 TD)
Gary Garrison vs. Denver, Nov. 23, 1967 (4 rec.)



RECORDS

- Lance Alworth vs. Miami, Oct. 2, 1966 (6 rec., 2 TD)
 Lance Alworth vs. Houston, Sept. 12, 1964 (6 rec., 1 TD)
 Don Norton at Oakland, Dec. 8, 1963 (6 rec., 1 TD)
 Don Norton vs. Oakland, Nov. 27, 1960 (4 rec., 1 TD)
- 118 — Eric Parker vs. Tampa Bay, Dec. 12, 2004 (6 rec., 1 TD)
 Curtis Conway at Denver, Nov. 19, 2000 (4 rec., 1 TD)
 Charlie Joiner vs. Kansas City, Oct. 13, 1985 (6 rec., 1 TD)
 Lionel James at Cincinnati, Sept. 22, 1985 (5 rec., 1 TD)
 Wes Chandler vs. Baltimore, Dec. 26, 1982 (4 rec., 2 TD)
 Wes Chandler at L.A., Nov. 22, 1982 (7 rec.)
- 117 — Antonio Gates vs. Green Bay, Dec. 14, 2003 (5 rec.)
 Curtis Conway at New England, Oct. 14, 2001 (4 rec.)
 Kellen Winslow at St. Louis, Nov. 20, 1983 (5 rec., 1 TD)
 Gary Garrison vs. Cincinnati, Sept. 30, 1973 (4 rec.)
- 116 — Tony Martin at N.Y. Jets, Dec. 18, 1994 (3 rec., 2 TD)
 Ronnie Harmon at Denver, Dec. 16, 1990 (8 rec.)
 Anthony Miller vs. Seattle, Oct. 15, 1989 (7 rec.)
 Wes Chandler vs. Pittsburgh, Dec. 13, 1987 (7 rec.)
 Kellen Winslow vs. Cincinnati, Dec. 20, 1982 (6 rec.)
 Gary Garrison at Cincinnati, Sept. 22, 1974 (8 rec.)
- 115 — Bob Duckworth at Minnesota, Sept. 2, 1984 (4 rec.)
 Eric Sievers at Seattle, Sept. 18, 1983 (6 rec., 2 TD)
 Charlie Joiner at Denver, Oct. 7, 1979 (7 rec.)
 Gary Garrison vs. N.Y. Jets, Dec. 24, 1967 (8 rec.)
- 114 — Jeff Graham at Seattle, Dec. 12, 1999 (9 rec.)
 Mark Seay vs. Arizona, Dec. 9, 1995 (7 rec., 2 TD)
 John Jefferson at Oakland, Oct. 12, 1980 (5 rec., 1 TD)
 Gary Garrison at Oakland, Nov. 22, 1970 (6 rec., 2 TD)
 Lance Alworth at Denver, Oct. 6, 1963 (4 rec., 1 TD)
- 113 — Curtis Conway vs. Houston, Sept. 15, 2002 (5 rec., 1 TD)
 Jeff Graham vs. Pittsburgh, Dec. 24, 2000 (4 rec.)
 Jeff Graham at Buffalo, Oct. 15, 2000 (9 rec., 1 TD)
- 113 — Jeff Graham vs. Oakland, Dec. 26, 1999 (3 rec., 1 TD)
 Tony Martin vs. Detroit, Nov. 11, 1996 (8 rec., 1 TD)
 Wes Chandler at Cleveland, Dec. 21, 1986 (6 rec., 1 TD)
 Gary Anderson vs. L.A. Raiders, Nov. 20, 1986 (7 rec.)
 John Jefferson at Washington Dec. 7, 1980 (8 rec., 1 TD)
 Dave Kocourek vs. Denver, Oct. 18, 1964 (4 rec., 1 TD)
- 112 — Wes Chandler at Tampa Bay, Dec. 13, 1981 (8 rec.)
 John Jefferson at L.A. Rams, Oct. 21, 1979 (3 rec., 1 TD)
- 111 — Curtis Conway at Denver, Nov. 11, 2001 (3 rec., 1 TD)
 Freddie Jones vs. Oakland, Oct. 29, 2000 (10 rec., 2 TD)
 Wes Chandler vs. Denver, Nov. 29, 1981 (4 rec.)
 Don Woods vs. New England, Oct. 16, 1977 (8 rec.)
 Billy Parks at Pittsburgh, Oct. 3, 1971 (8 rec., 1 TD)
 Lance Alworth at Denver, Nov. 27, 1966 (6 rec., 2TD)
- 110 — Reche Caldwell vs. Tennessee, Oct. 3, 2004 (3 rec., 1 TD)
 Jeff Graham at Philadelphia, Dec. 9, 2001 (5 rec., 2 TD)
 Anthony Miller vs. Miami, Dec. 27, 1993 (7 rec., 2 TD)
 Anthony Miller at Cleveland, Nov. 15, 1992 (7 rec., 1 TD)
 Al Williams at Tampa Bay, Oct. 11, 1987 (5 rec.)
 Wes Chandler at Indianapolis, Nov. 30, 1986 (5 rec., 1 TD)
 Charlie Joiner vs. Pittsburgh, Dec. 8, 1985 (6 rec.)
 Bob Duckworth vs. N.Y. Jets, Sept. 4, 1983 (4 rec., 1 TD)
 Kellen Winslow at Dallas, Oct. 26, 1980 (5 rec., 2 TD)
 John Jefferson vs. Oakland, Sept. 14, 1980 (9 rec., 2 TD)
 Charlie Joiner at Detroit, Oct. 22, 1978 (5 rec., 1 TD)
 Don Norton at Houston, Dec. 3, 1961 (6 rec., 2 TD)
- 109 — Malcom Floyd at Cincinnati, Nov. 12, 2006 (5 rec., 1 TD)
 Eric Metcalf vs. Atlanta, Dec. 7, 1997 (8 rec.)
 John Jefferson at Oakland, Oct. 25, 1979 (4 rec., 1 TD)
 Gary Garrison at N.Y. Jets, Dec. 1, 1974 (4 rec., 1 TD)
 Gary Garrison at Cincinnati, Sept. 21, 1969 (3 rec.)
 Lance Alworth at Boston, Oct 17, 1965 (3 rec., 1 TD)
 Ralph Anderson vs. Buffalo, Nov. 20, 1960 (7 rec.)
- 108 — Antonio Gates at New England, Oct. 2, 2005 (6 rec.)
 Kellen Winslow vs. Cleveland, Sept. 25, 1983 (8 rec.)
 Charlie Joiner at Miami, Jan. 2, 1982 (7 rec.) **
 Larry Dorsey vs. Cleveland, Dec. 4, 1977 (4 rec., 1 TD)

Continued next page



100 YARDS RECEIVING, cont.

- Charlie Joiner vs. Oakland, Oct. 10, 1976 (5 rec.)
- Gary Garrison vs. New England, Nov. 9, 1975 (7 rec., 1 TD)
- Gary Garrison vs. Kansas City, Oct. 15, 1967 (4 rec.)
- 107 — Jeff Graham vs. Denver, Oct. 21, 2001 (7 rec., 2 TD)
- Jeff Graham at St. Louis, Oct. 1, 2000 (7 rec.)
- Kellen Winslow at Houston, Nov. 24, 1985 (7 rec.)
- Kellen Winslow vs. L.A. Raiders, Oct. 21, 1984 (8 rec., 1 TD)
- Kellen Winslow vs. Denver, Nov. 28, 1982 (8 rec., 3 TD)
- John Jefferson vs. N.Y. Giants, Oct. 19, 1980 (5 rec., 1 TD)
- Charlie Joiner at Oakland, Oct. 25, 1979 (9 rec.)
- Don Norton at Buffalo, Oct. 10, 1965 (6 rec.)
- Don Norton at Boston, Oct. 19, 1962 (4 rec.)
- 106 — Charlie Joiner vs. N.Y. Jets, Sept. 4, 1983 (5 rec., 1 TD)
- Wes Chandler at Miami, Jan. 2, 1982 (6 rec.)**
- Charlie Joiner vs. Buffalo, Dec. 6, 1981 (7 rec.)
- Kellen Winslow at Seattle, Nov. 16, 1981 (7 rec.)
- Kellen Winslow at Denver, Sept. 27, 1981 (10 rec., 1 TD)
- John Jefferson vs. Pittsburgh, Nov. 18, 1979 (5 rec., 1 TD)
- Charlie Joiner vs. Houston, Oct. 17, 1976 (2 rec., 1 TD)
- Gary Garrison vs. Buffalo, Oct. 23, 1971 (4 rec.)
- Willie Frazier at Buffalo, Oct. 1, 1967 (5 rec., 1TD)
- Don Norton vs. Boston, Oct. 31, 1965 (5 rec.)
- 105 — Anthony Miller vs. Kansas City, Oct. 17, 1993 (10 rec., 1 TD)
- Anthony Miller vs. Indianapolis, Nov. 1, 1992 (6 rec.)
- Wayne Walker at Washington, Dec. 10, 1989 (7 rec., 1 TD)
- Kellen Winslow vs. Seattle, Dec. 14, 1986 (8 rec., 1 TD)
- Wes Chandler at Pittsburgh, Nov. 25, 1984 (4 rec., 1 TD)
- Kellen Winslow at L.A. Raiders, Nov. 22, 1982 (8 rec.)
- Charlie Joiner at Denver, Oct. 3, 1976 (5 rec.)
- Gary Garrison at Denver, Oct. 17, 1971, (4 rec., 1 TD)
- Willie Frazier vs. Boston, Sept. 9, 1967, (5 rec., 2TD)
- Dave Kocourek vs. Houston, Nov. 13, 1960 (7 rec.)
- 104 — Antonio Gates vs. Denver, Dec. 10, 2006 (7 rec., 2 TD)
- Bryan Still vs. N.Y. Giants, Sept. 27, 1998 (8 rec.)
- Derrick Walker vs. Denver, Oct. 25, 1992 (4 rec., 1 TD)
- Anthony Miller at Pittsburgh, Nov. 19, 1989 (7 rec., 2 TD)
- John Jefferson at New Orleans, Dec. 9, 1979 (5 rec., 1 TD)
- 103 — Eric Parker at Indianapolis, Dec. 26, 2004 (7 rec., 1 TD)
- Anthony Miller vs. Green Bay, Dec.12, 1993 (8 rec., 1 TD)
- Wes Chandler vs. Washington, Oct. 31, 1983 (4 rec., 1 TD)
- Kellen Winslow vs. Denver, Oct. 27, 1983 (6 rec., 2 TD)
- John Jefferson at Seattle, Sept. 7, 1980 (6 rec., 2 TD)
- John Jefferson vs. Atlanta, Dec. 2, 1979 (5 rec.)
- Gary Garrison at Miami, Oct. 11, 1969 (4 rec., 2 TD)
- Jacque MacKinnon at Buffalo, Nov. 17, 1968 (3 rec., 2 TD)
- Don Norton vs. Denver, Oct. 29, 1961 (5 rec., 1 TD)
- Ralph Anderson vs. Dallas, Dec. 28, 1960 (5 rec., 1 TD)
- 102 — Kassim Osgood at Pittsburgh, Dec. 21, 2003 (4 rec., 1 TD)
- Jeff Graham at Denver, Jan. 2, 2000 (6 rec., 1 TD)
- Charlie Joiner vs. Denver, Nov. 27, 1983 (7 rec.)
- Kellen Winslow at Pittsburgh, Jan. 9, 1983 (7 rec., 2 TD)**
- Dwight Scales vs. Cincinnati, Nov. 8, 1981 (3 rec.)
- John Jefferson vs. Buffalo, Jan. 3, 1981 (7 rec.)**
- John Jefferson vs. Pittsburgh, Dec. 22, 1980 (7 rec.)
- Kellen Winslow vs. N.Y. Giants, Oct. 19, 1980 (6 rec.)
- 101 — Antonio Gates at Oakland, Nov. 21, 2004 (8 rec., 1 TD)
- Reggie Jones vs. Denver, Dec. 8, 2000 (7 rec.)
- Kellen Winslow at San Francisco, Dec. 11, 1982 (9 rec.)
- Gary Garrison vs. Cincinnati, Sept. 6, 1968 (5 rec.)
- Lance Alworth at Kansas City, Nov. 6, 1966 (6 rec., 2 TD)
- Lance Alworth vs. N.Y. Jets, Dec. 6, 1964 (3 rec., 1 TD)
- 100 — Tony Martin vs. Seattle, Nov. 9, 1997 (5 rec., 2 TD)
- Anthony Miller at N.Y. Jets, Oct. 14, 1990 (5 rec., 1 TD)
- Lionel James at Kansas City, Sept. 13, 1987 (6 rec., 1 TD)
- Cid Edwards at Oakland, Oct. 1, 1972 (6 rec.)
- Gene Foster vs. N.Y. Jets, Nov. 24, 1968 (8 rec.)
- Luther Hayes vs. Boston, Dec. 17, 1961 (3 rec.)

RECORDS

100-YARD RECEIVING GAMES BY SEASON

1960	—	Ralph Anderson (3) Dave Kocourek (2) Don Norton (1)	1983	—	Kellen Winslow (4) Wes Chandler (2) Charlie Joiner (2)
1961	—	Don Norton (4) Dave Kocourek (3 regular season) Luther Hayes (1) Dave Kocourek (1 postseason)	1984	—	Bobby Duckworth (1) Eric Sievers (1)
1962	—	Dave Kocourek (2) Don Norton (1) Jerry Robinson (1)	1985	—	Kellen Winslow (4) Bobby Duckworth (2) Wes Chandler (1) Pete Holohan (1) Charlie Joiner (1) Eric Sievers (1)
1963	—	Lance Alworth (4) Keith Lincoln (1 postseason) Don Norton (1)	1986	—	Wes Chandler (4) Lionel James (2) Charlie Joiner (2) Kellen Winslow (1)
1964	—	Lance Alworth (6)	1987	—	Wes Chandler (2) Gary Anderson (1) Kellen Winslow (1)
1964	—	Dave Kocourek (1)	1987	—	Wes Chandler (2) Lionel James (1) Al Williams (1)
1965	—	Lance Alworth (9) Don Norton (2)	1989	—	Anthony Miller (5) Wayne Walker (1)
1966	—	Lance Alworth (8) Gene Foster (1) Keith Lincoln (1)	1990	—	Anthony Miller (2) Ronnie Harmon (1)
1967	—	Lance Alworth (4) Gary Garrison (3) Willie Frazier (2)	1991	—	Anthony Miller (2)
1968	—	Lance Alworth (6) Gary Garrison (4) Jacque MacKinnon (2) Gene Foster (1)	1992	—	Anthony Miller (4) Derrick Walker (1)
1969	—	Lance Alworth (3) Gary Garrison (3)	1993	—	Anthony Miller (6) Nate Lewis (1)
1970	—	Gary Garrison (4) Lance Alworth (1)	1994	—	Tony Martin (3) Mark Seay (1)
1971	—	Gary Garrison (3) Billy Parks (1)	1995	—	Tony Martin (4) Ronnie Harmon (1 postseason) Shawn Jefferson (1) Mark Seay (1)
1972	—	Gary Garrison (2) Cid Edwards (1)	1996	—	Tony Martin (4)
1973	—	Gary Garrison (1) Jerry LeVias (1)	1997	—	Tony Martin (2) Eric Metcalf (1)
1974	—	Gary Garrison (2) Harrison Davis (1) Don Woods (1)	1998	—	Bryan Still (2)
1975	—	Gary Garrison (1)	1999	—	Jeff Graham (4)
1976	—	Charlie Joiner (4)	2000	—	Jeff Graham (4) Curtis Conway (2) Freddie Jones (1) Reggie Jones (1)
1977	—	Larry Dorsey (1) Don Woods (1)	2001	—	Curtis Conway (4) Jeff Graham (2)
1978	—	John Jefferson (3) Charlie Joiner (1)	2002	—	Curtis Conway (3) Stephen Alexander (1)
1979	—	John Jefferson (6) Charlie Joiner (4)	2003	—	David Boston (2) LaDainian Tomlinson (2) Antonio Gates (1) Kassim Osgood (1)
1980	—	John Jefferson (8 regular season) Kellen Winslow (5) Charlie Joiner (3 regular season) John Jefferson (1 postseason) Charlie Joiner (1 postseason)	2004	—	Antonio Gates (2) Eric Parker (2) Reche Caldwell (1)
1981	—	Charlie Joiner (4 regular season) Kellen Winslow (4 regular season) Wes Chandler (3 regular season) Dwight Scales (1) Wes Chandler (1 postseason) Charlie Joiner (1 postseason) Kellen Winslow (1 postseason)	2005	—	Antonio Gates (4) Keenan McCardell (1)
1982	—	Wes Chandler (6 regular season) Kellen Winslow (5 regular season) Charlie Joiner (2) Wes Chandler (1 postseason) Kellen Winslow (1 postseason)	2006	—	Malcom Floyd (1) Antonio Gates (1)





100-YARD RECEIVING GAMES BY PLAYER

Lance Alworth (41), Kellen Winslow (26 total, 24 regular season, 2 postseason), Charlie Joiner (25), Gary Garrison (23), Wes Chandler (22 total, 20 regular season, 2 postseason), Anthony Miller (19), John Jefferson (18 total, 17 regular season, 1 postseason), Tony Martin (13), Jeff Graham (10), Curtis Conway (9), Dave Kocourek (9 total, 8 regular season, 1 postseason), Don Norton (9), Antonio Gates (8), Ralph Anderson (3), Bobby Duckworth (3), Lionel James (3), David Boston (2), Gene Foster (2), Willie Frazier (2), Ronnie Harmon (2 total, 1 regular season, 1 postseason), Keith Lincoln (2 total, 1 regular season, 1 postseason), Jacque MacKinnon (2), Eric Parker (2), Mark Seay (2), Eric Sievers (2), Bryan Still (2), LaDainian Tomlinson (2), Don Woods (2), Stephen Alexander (1), Gary Anderson (1), Reche Caldwell (1), Harrison Davis (1), Larry Dorsey (1), Cid Edwards (1), Malcom Floyd (1), Luther Hayes (1), Pete Holohan (1), Shawn Jefferson (1), Freddie Jones (1), Reggie Jones (1), Jerry LeVias (1), Nate Lewis (1), Keenan McCardell (1), Eric Metcalf (1), Kassim Osgood (1), Billy Parks (1), Jerry Robinson (1), Dwight Scales (1), Derrick Walker (1), Wayne Walker (1), Al Williams (1).

200 COMBINED NET YARDS (53 total, 50 regular season, 3 postseason)

- 345 — Lionel James vs. L.A. Raiders, Nov. 10, 1985 (51 Ru., 168 Re., 126 KOR)
- 329 — Keith Lincoln vs. Boston, Jan. 5, 1964 (206 Ru., 123 Re.) *
- 316 — Lionel James at Cincinnati, Sept. 22, 1985 (127 Ru., 118 Re., 24 PR, 47 KOR)
- 290 — Lionel James vs. Seattle, Sept. 15, 1985 (41 Ru., 96 Re., 19 PR, 134 KOR)
- 284 — Leslie Duncan vs. N.Y. Jets, Nov. 24, 1968 (182 KOR, 102 PR)
- 282 — James Brooks at Oakland, Nov. 22, 1981 (97 Ru., 38 Re., 68 KOR, 79 PR)
- 271 — LaDainian Tomlinson vs. Denver, Dec. 1, 2002 (220 Ru., 51 Re.)
Paul Lowe at Houston, Jan. 1, 1961 (165 Ru., 5 Re., 101 KOR) *
- 265 — Paul Lowe vs. Oakland, Nov. 27, 1960 (149 Ru., 96 Re., 20 KOR)
- 264 — Keith Lincoln at Denver, Oct. 6, 1963 (62 Ru., 73 Re., 122 KOR, 7 PR)
- 260 — LaDainian Tomlinson vs. Oakland, Dec. 28, 2003 (243 ru., 17 re.)
Wes Chandler vs. Cincinnati, Dec. 20, 1982 (260 Re.)
- 250 — Ronney Jenkins at Oakland, Nov. 18, 2001 (250 KOR)
- James Brooks at Seattle, Nov. 16, 1981 (97 Ru., 38 Re., 68 KOR, 79 PR)
- 248 — Lance Alworth at Kansas City, Oct. 20, 1963 (232 Re., 13 KOR, 3 PR)
- 245 — Gary Anderson vs. Kansas City, Nov. 2, 1986 (100 Ru., 2 Re., 54 PR, 89 KOR)
- 244 — Andre Coleman vs. San Francisco (at Miami), Jan. 29, 1995 (244 KOR) #
- 243 — Wes Chandler vs. Seattle, Sept. 15, 1985 (243 Re.)
- 242 — Lionel James at Kansas City, Dec. 22, 1985 (43 Ru., 42 Re., 16 PR, 141 KOR)
- 241 — Paul Lowe vs. Denver, Dec. 22, 1963 (183 Ru., 12 Re., 47 KOR)
- 240 — LaDainian Tomlinson vs. St. Louis, Oct. 29, 2006 (183 Ru., 57 Re.)
- 239 — Gary Anderson at Kansas City, Oct. 19, 1986 (36 Ru., 92 Re., 81 KOR, 30 PR)
Keith Lincoln at Oakland, Sept. 30, 1962 (166 Ru., 29 Re., 44 KOR)
- 237 — LaDainian Tomlinson vs. New England, Sept. 29, 2002 (217 Ru., 20 Re.)
- 236 — LaDainian Tomlinson at Detroit, Dec. 7, 2003 (88 Ru., 148 Re.)
- 235 — Kenny Bynum at Minnesota, Nov. 28, 1999 (26 Ru., 90 Re., 119 KOR)
- 228 — Andre Coleman at Seattle, Oct. 27, 1996 (22 Re., 206 KOR)
- 222 — Ronney Jenkins vs. New Orleans, Sept. 10, 2000 (1 Re., 221 KOR)
- 221 — LaDainian Tomlinson at Cleveland, Oct. 19, 2003 (200 Ru., 21 Re.)
James Brooks vs. Kansas City, Dec. 11, 1983 (81 Ru., 9 Re., 103 KOR, 28 PR)
- 220 — LaDainian Tomlinson vs. N.Y. Giants, Sept. 25, 2005 (192 Ru., 28 Rec.)
- 217 — Gary Anderson vs. Kansas City, Dec. 18, 1988 (34 att.)
James Brooks at New England, Oct. 16, 1983 (72 Ru., 60 Re., 80 KOR, 5 PR)
Keith Lincoln vs. Oakland, Oct. 27, 1963 (130 Ru., 11 Re., 65 KOR, 11 PR)
- 214 — Ronney Jenkins at New England, Oct. 14, 2001 (214 KOR)
- 213 — LaDainian Tomlinson at Washington, Nov. 27, 2005 (184 Ru., 29 Re.)
Lance Alworth at Oakland, Oct. 29, 1967 (213 Re.)
- 211 — LaDainian Tomlinson at Oakland, Sept. 28, 2003 (187 Ru., 24 Re.)
Dick Post vs. Miami, Nov. 3, 1968 (151 Ru., 49 Re., 11 KOR)
Lance Alworth vs. Denver, Sept. 11, 1965 (211 Re.)
- 210 — Lance Alworth at Boston, Nov. 10, 1963 (210 Re.)
Keith Lincoln vs. N.Y. Titans, Sept. 16, 1962 (48 Ru., 145 KOR, 17 PR)
- 209 — Tim Dwight vs. N.Y. Jets, Sept. 19, 2004 (209 KOR)
James Brooks at Tampa Bay, Dec. 13, 1981 (50 Ru., 31 Re., 99 KOR, 29 PR)
- 208 — Andre Coleman at Philadelphia, Sept. 17, 1995 (133 PR, 75 KOR)
Dick Post at Buffalo, Oct. 1, 1967 (121 Ru., 20 Re., 67 KOR)
- 207 — LaDainian Tomlinson vs. Minnesota, Nov. 9, 2003 (162 Ru., 45 Re.)
Lance Alworth vs. Buffalo, Nov. 26, 1964 (185 Re., 22 PR)
- 206 — Tim Dwight at Kansas City, Dec. 22, 2002 (63 Re., 73 KOR, 70 PR)
- 204 — LaDainian Tomlinson vs. Kansas City, Dec. 17, 2006 (199 Ru., 5 Re.)
James Brooks vs. Baltimore, Dec. 26, 1982 (30 Ru., 3 Re., 96 KOR, 75 PR)
- 203 — Leslie Duncan vs. Kansas City, Oct. 15, 1967 (68 PR, 100 Int. Ret., 35 FR)
Lance Alworth vs. Oakland, Nov. 1, 1964 (203 Re.)



RECORDS

200 COMBINED NET YARD GAMES BY PLAYER

LaDainian Tomlinson (11), Lance Alworth (6), James Brooks (6), Keith Lincoln (5 total, 4 regular season, 1 postseason), Lionel James (4), Gary Anderson (3), Andre Coleman (3 total, 2 regular season, 1 postseason), Ronney Jenkins (3), Paul Lowe (3 total, 2 regular season, 1 postseason), Wes Chandler (2), Leslie Duncan (2), Tim Dwight (2), Dick Post (2), Kenny Bynum (1).

200 COMBINED NET YARD GAMES BY SEASON

1960	— Paul Lowe (1 regular season) Paul Lowe (1 postseason)	1983	— James Brooks (2)
1962	— Keith Lincoln (2)	1985	— Lionel James (4) Wes Chandler (1)
1963	— Lance Alworth (2) Keith Lincoln (2 regular season) Keith Lincoln (1 postseason) Paul Lowe (1)	1986	— Gary Anderson (2)
1964	— Lance Alworth (2)	1988	— Gary Anderson (1)
1965	— Lance Alworth (1)	1994	— Andre Coleman (1 postseason)
1967	— Lance Alworth (1) Leslie Duncan (1) Dick Post (1)	1995	— Andre Coleman (1)
1968	— Leslie Duncan (1) Dick Post (1)	1996	— Andre Coleman (1)
1981	— James Brooks (3)	1999	— Kenny Bynum (1)
1982	— James Brooks (1)	2000	— Ronney Jenkins (1)
1982	— Wes Chandler (1)	2001	— Ronney Jenkins (2)
		2002	— LaDainian Tomlinson (2) Tim Dwight (1)
		2003	— LaDainian Tomlinson (5)
		2004	— Tim Dwight (1)
		2005	— LaDainian Tomlinson (2)
		2006	— LaDainian Tomlinson (2)

CHARGERS TEN LONGEST

RUNS FROM SCRIMMAGE

- 87t — Paul Lowe at Dallas, Sept. 10, 1961
- 85t — LaDainian Tomlinson vs. Kansas City, Dec. 17, 2006
- 86t — Keith Lincoln at Oakland, Sept. 30, 1962
- 83t — Michael Turner at Indianapolis, Dec. 18, 2005
- 80t — Brad Hubbert vs. N.Y. Jets, Dec. 24, 1967
- 76 — LaDainian Tomlinson vs. Denver, Dec. 1, 2002
- 76t — Keith Lincoln at Kansas City, Oct. 20, 1963
- 73t — LaDainian Tomlinson vs. Minnesota, Nov. 9, 2003
Chuck Muncie at Seattle, Nov. 16, 1981
- 73 — Michael Turner vs. Tennessee, Sept. 17, 2006

PASS COMPLETIONS

- 99t — Stan Humphries to Tony Martin at Seattle, Sept. 18, 1994
- 91t — Jack Kemp to Keith Lincoln at Denver, Nov. 12, 1961
- 88t — Ed Luther to Bobby Duckworth vs. Chicago, Dec. 3, 1984
- 85t — John Hadl to Lance Alworth at Boston, Oct. 17, 1965
Tobin Rote to Lance Alworth at Denver, Oct. 6, 1963
- 84t — John Hadl to Gary Garrison at N.Y. Jets, Oct. 5, 1968
- 83t — Ryan Leaf to Jeff Graham at Denver, Nov. 19, 2000
- 82t — Tobin Rote to Lance Alworth vs. N.Y. Jets, Dec. 6, 1964
- 81t — Dan Fouts to Charlie Joiner vs. Houston, Oct. 17, 1976
- 80t — Jim Harbaugh to Kenny Bynum at Minnesota, Nov. 28, 1999
Marty Domres to Lance Alworth vs. Houston, Oct. 25, 1970
John Hadl to Lance Alworth vs. Houston, Sept. 21, 1968

INTERCEPTION RETURNS

- 103t — Vencie Glenn vs. Denver, Nov. 29, 1987
- 102t — Donald Frank at L.A. Raiders, Oct. 31, 1993
- 100t — Leslie Duncan vs. Kansas City, Oct. 15, 1967
- 99t — Shaun Gayle at N.Y. Giants, Dec. 23, 1995
Stanley Richard at Denver, Sept. 4, 1994
Gill Byrd at Kansas City, Oct. 4, 1984
- 83t — Willie Clark at Oakland, Sept. 22, 1996
- 80t — Coy Bacon at Denver, Nov. 11, 1973
- 77t — Woodrow Lowe vs. Pittsburgh, Nov. 18, 1979
- 76t — Charlie McNeil vs. Houston, Sept. 24, 1961

Continued next page





KICKOFF RETURNS

- 103t — Keith Lincoln vs. N.Y. Titans, Sept. 16, 1962
- 98t — Andre Coleman vs. San Francisco, Jan. 29, 1995 (Super Bowl XXIX)
Gary Anderson at Denver, Nov. 17, 1985
- 95t — Nate Lewis vs. New Orleans, Nov. 17, 1991
- 94t — Jamie Holland vs. Kansas City, Dec. 18, 1988
- 93t — Ronney Jenkins at Oakland, Nov. 18, 2001
Ronney Jenkins vs. New Orleans, Sept. 10, 2000
Anthony Miller at L.A. Rams, Nov. 20, 1988
- 92t — Andre Coleman vs. Arizona, Dec. 9, 1995
- 91t — Andre Coleman at Denver, Nov. 19, 1995
Anthony Miller vs. L.A. Raiders, Nov. 12, 1989
- 91 — Antonio Cromartie vs. Oakland, Nov. 26, 2006

PUNT RETURNS

- 95t — Leslie Duncan vs. N.Y. Jets, Nov. 24, 1968
- 90t — Darrien Gordon at L.A. Raiders, Sept. 25, 1994
- 88t — Andre Coleman at Philadelphia, Sept. 17, 1995
Mike Fuller at New Orleans, Oct. 9, 1977
- 85t — Eric Metcalf at Cincinnati, Nov. 2, 1997
- 84t — Tim Dwight vs. Washington, Sept. 9, 2001
Ron Smith vs. New Orleans, Nov. 18, 1973
- 83t — Eric Metcalf vs. Denver, Nov. 30, 1997
- 82t — Paul Lowe at Boston, Oct. 7, 1961
- 81t — Darrien Gordon vs. Kansas City, Sept. 29, 1996
Lionel James vs. St. Louis, Sept. 20, 1987
Leslie Duncan vs. Buffalo, Sept. 4, 1966

FUMBLE RETURNS

- 82t — Donnie Edwards at St. Louis, Nov. 10, 2002
- 81t — Vencie Glenn vs. N.Y. Giants, Oct. 22, 1989
- 79t — Marlon McCree vs. St. Louis, Oct. 29, 2006
- 78t — Paul Bradford at San Francisco, Nov. 23, 1997
- 75t — Keith Browner (25 yds.) & Sam Seale (50 yds.) at L.A. Rams, Nov. 20, 1988
(Browner lateral to Seale)
- 58t — Rick Redman vs. Miami, Oct. 2, 1966
- 53 — Henry Rolling at L.A. Raiders, Oct. 6, 1991
- 49t — Rommie Loudd at Oakland (S.F.), Dec. 4, 1960
- 45t — Raylee Johnson at Denver, Nov. 11, 2001
- 42t — Darryll Lewis at Detroit, Oct. 10, 1999

BLOCKED PUNT RETURNS

- 35t — Bob Zeman at Boston, Oct. 7, 1961
- 21t — Derrie Nelson vs. Dallas, Nov. 13, 1983
- 19 — Pete Lazetich vs. Denver, Sept. 24, 1972
- 5 — Gene Selawski at Oakland (S.F.), Oct. 22, 1961
- 4 — Wayne Davis at Denver, Nov. 17, 1985
- 3 — Steve Heiden at Carolina, Dec. 17, 2000
- 0s — Carlos Polk at Arizona, Sept. 22, 2002
- 0t — Darryll Lewis vs. Indianapolis, Sept. 26, 1999

BLOCKED FIELD GOAL RETURNS

- 72t — Leslie Duncan vs. Denver, Nov. 23, 1967
- 35 — Tom Day vs. Kansas City, Oct. 15, 1967
- 28 — Jim Tolbert vs. St. Louis, Nov. 15, 1971
- 27 — Kenny Graham at Kansas City, Nov. 15, 1964
- 25 — Jeff Staggs vs. Houston, Oct. 25, 1970

FIELD GOALS

- 54 — Nate Kaeding at Baltimore, Oct. 1, 2006
John Carney, four times, Last: at Kansas City, Sept. 17, 2000
- 53 — Nate Kaeding at Atlanta, Oct. 17, 2004
Steve Christie at Buffalo, Dec. 15, 2002
John Carney (2 times), Last: vs. Seattle, Sept. 1, 1996
Chris Bahr vs. Denver, Dec. 24, 1989
Rolf Benirschke at Denver, Sept. 21, 1980
- 52 — John Carney vs. Kansas City, Nov. 26, 2000
Rolf Benirschke (2 times), Last: at Denver, Sept. 27, 1981



- 51 — Nate Kaeding at Denver, Sept. 26, 2004
 Wade Richey vs. Denver, Oct. 21, 2001
 John Carney vs. Seattle, Sept. 5, 1993
 Rolf Benirschke (2 times), Last: at L.A. Raiders, Sept. 24, 1984
 Dennis Partee at Baltimore, Oct. 8, 1972

PUNTS

- 82 — Paul Maguire vs. Dallas, Nov. 19, 1961
 73 — Dennis Partee at Denver, Oct. 17, 1971
 71 — Mike Scifres at Baltimore, Oct. 1, 2006
 Mike Scifres vs. Oakland, Dec. 4, 2005
 Maury Buford at Denver, Sept. 12, 1982
 John Hadl at Denver, Nov. 8, 1964
 67 — John Kidd vs. Kansas City, Oct. 17, 1993
 Ralf Mojsiejenko at Denver, Nov. 17, 1985
 66 — Mike Scifres vs. Cleveland, Nov. 5, 2006
 Darren Bennett (8 times), Last: vs. Denver, Oct. 8, 2000
 Paul Maguire vs. N.Y. Titans, Sept. 16, 1962

OPPONENT TOP PERFORMANCES

TEAM RUSHING YARDS (250+)

- 328 — at Denver, Nov. 28, 1975
 295 — Kansas City, Dec. 18, 1966
 277 — at Seattle, Nov. 22, 1987
 275 — Cleveland, Sept. 29, 1985
 273 — at Detroit, Oct. 22, 1978
 262 — Kansas City, Oct. 27, 1974
 256 — New England, Oct. 16, 1977
 255 — at Pittsburgh, Oct. 31, 1976
 Houston, Dec. 4, 1966
 251 — New York, Sept. 4, 1983

TEAM RUSHING ATTEMPTS (50+)

- 61 — at Chicago, Oct. 25, 1981
 60 — at Denver, Nov. 30, 1975
 59 — at Oakland, Sept. 18, 1977
 56 — at Seattle, Sept. 18, 1983
 at Houston, Sept. 28, 1975
 55 — at Denver, Oct. 17, 1971
 54 — at Seattle, Nov. 22, 1987
 53 — Kansas City, Nov. 12, 1978
 52 — at Pittsburgh, Oct. 31, 1976
 51 — New York Jets, Sept. 4, 1983

TOTAL NET YARDS (500+)

- 614 — at St. Louis, Oct. 1, 2000 (163 rushing & 451 passing)
 591 — Seattle, Dec. 29, 2002 (163 rushing & 428 passing)
 545 — Cincinnati, Nov. 12, 2006 (128 rushing & 417 passing)
 537 — Kansas City, Dec. 11, 1983 (131 rushing & 406 passing)
 536 — at Denver, Nov. 19, 2000 (93 rushing & 443 passing)
 526 — Minnesota, Oct. 11, 1981 (93 rushing & 444 passing)
 524 — at St. Louis, Nov. 10, 2002 (71 rushing & 453 passing)
 522 — Denver, Nov. 29, 1987 (175 rushing & 347 passing)
 512 — at Seattle, Oct. 6, 1986 (218 rushing & 294 passing)
 510 — New York, Nov. 24, 1968 (142 rushing & 368 passing)
 506 — at Kansas City, Oct. 14, 1984 (146 rushing & 360 passing)

INDIVIDUAL RUSHING YARDS (145+)

- 181 — Priest Holmes (Kansas City), Nov. 4, 2001
 178 — Terrell Davis (Denver), Nov. 30, 1997
 Hoyle Granger (Houston), Dec. 4, 1966
 176 — Terrell Davis (at Denver), Nov. 19, 1995
 169 — Eric Dickerson (Indianapolis), Oct. 23, 1988
 — Curt Warner (Seattle), Sept. 15, 1985

Continued next page





INDIVIDUAL RUSHING YARDS, cont.

- 162 — Priest Holmes (Kansas City), Nov. 30, 2003
- 161 — Mike Garrett (Kansas City), Dec. 18, 1966
- 159 — Clinton Portis (Denver), Dec. 1, 2002
- 146 — Woody Green (Kansas City), Oct. 27, 1974

INDIVIDUAL RUSHING ATTEMPTS (35+)

- 36 — Walter Payton (at Chicago), Oct. 25, 1981
- 35 — Eric Dickerson (at Indianapolis), Nov. 8, 1987

TEAM PASSING YARDS—GROSS (400+)

- 465 — at St. Louis, Oct. 1, 2000
- 462 — at Denver, Nov. 19, 2000
- 457 — St. Louis, Sept. 20, 1987
- 453 — at St. Louis, Nov. 10, 2002
- 449 — Seattle, Dec. 29, 2002
- 444 — Minnesota, Oct. 11, 1981
- 440 — at Cincinnati, Nov. 12, 2006
- 424 — at Los Angeles Raiders, Oct. 31, 1993
- 416 — Cincinnati, Dec. 20, 1982
- 411 — Kansas City, Dec. 11, 1983
- 404 — Indianapolis, Sept. 26, 1999

TEAM PASS COMPLETIONS (35+)

- 40 — Cincinnati, Dec. 20, 1982
- 39 — Tennessee, Oct. 3, 2004
- 37 — Kansas City, Oct. 9, 1994
- 36 — Tampa Bay, Dec. 12, 2004
- Jacksonville, Oct. 10, 2004
- Seattle, Dec. 29, 2002
- at St. Louis, Nov. 10, 2002
- New England, Sept. 29, 2002
- at Denver, Nov. 19, 2000
- at Denver, Sept. 4, 1994
- 35 — at Philadelphia, Oct. 23, 2005
- at Oakland, Oct. 20, 2002

TEAM PASSING ATTEMPTS (50+)

- 61 — St. Louis, Sept. 20, 1987
- 58 — Tennessee, Oct. 3, 2004
- at Denver, Nov. 19, 2000
- 57 — at Cleveland, Sept. 7, 1981
- 56 — Cincinnati, Dec. 20, 1982
- 55 — Kansas City, Oct. 9, 1994
- 54 — at Philadelphia, Oct. 23, 2005
- Jacksonville, Oct. 10, 2004
- at New England, Oct. 14, 2001
- Indianapolis, Sept. 26, 1999
- at Pittsburgh, Jan. 15, 1995
- 53 — Kansas City, Jan. 2, 2005
- Seattle, Dec. 29, 2002
- New England, Sept. 29, 2002
- 51 — at New York Giants, Oct. 2, 1983
- New York Jets, Sept. 28, 1969
- 50 — Tampa Bay, Dec. 12, 2004
- at Buffalo, Oct. 15, 2000 (OT)
- at Denver, Nov. 17, 1985

INDIVIDUAL PASSING YARDS (400+)

- 462 — Gus Frerotte (at Denver), Nov. 19, 2000
- 457 — Neil Lomax (St. Louis), Sept. 20, 1987
- 453 — Marc Bulger (at St. Louis), Nov. 10, 2002
- 449 — Matt Hasselbeck (Seattle), Dec. 29, 2002
- 444 — Tommy Kramer (Minnesota), Oct. 11, 1981
- 440 — Carson Palmer (at Cincinnati), Nov. 12, 2006
- 424 — Jeff Hostetler (at Los Angeles Raiders), Oct. 31, 1993
- 416 — Ken Anderson (Cincinnati), Dec. 20, 1982
- 411 — Bill Kenney (Kansas City), Dec. 11, 1983
- 404 — Peyton Manning (Indianapolis), Sept. 26, 1999



INDIVIDUAL PASSING ATTEMPTS (50+)

- 61— Neil Lomax (St. Louis), Sept. 20, 1987
- 58 — Billy Volek (Tennessee), Oct. 3, 2004
Gus Frerotte (at Denver), Nov. 19, 2000
- 57 — Brian Sipe (at Cleveland), Sept. 7, 1981
- 56 — Ken Anderson (Cincinnati), Dec. 20, 1982
- 55 — Joe Montana (Kansas City), Oct. 9, 1994
- 54 — Donovan McNabb (at Philadelphia), Oct. 23, 2005
Byron Leftwich (Jacksonville), Oct. 10, 2004
Tom Brady (at New England), Oct. 14, 2001
Peyton Manning (Indianapolis), Sept. 26, 1999
Neil O'Donnell (at Pittsburgh), Jan. 15, 1995
- 53 — Trent Green (Kansas City), Jan. 2, 2005
Matt Hasselbeck (Seattle), Dec. 29, 2002
Tom Brady (New England), Sept. 29, 2002
- 51 — Scott Brunner (at New York Giants), Oct. 2, 1983
Joe Namath (New York Jets), Sept. 28, 1969
- 50 — Brian Griese (Tampa Bay), Dec. 12, 2004
John Elway (at Denver), Nov. 17, 1985

INDIVIDUAL RECEIVING YARDS (170 YARDS+)

- 309 — Stephone Paige (at Kansas City), Dec. 22, 1985
- 260 — Chad Johnson (at Cincinnati), Nov. 12, 2006
- 210 — Larry Brunson (at Kansas City), Nov. 10, 1974
- 197 — Carlos Carson (Kansas City), Oct. 25, 1987
- 196 — Marvin Harrison (Indianapolis), Sept. 26, 1999
- 187 — Rod Smith (at Denver), Nov. 19, 2000
- 178 — Eddie Brown (Cincinnati), Sept. 16, 1990
Steve Watson (at Denver), Sept. 27, 1981
- 176 — Brian Brennan (at Cleveland), Dec. 21, 1986
- 174 — Art Monk (Washington), Sept. 21, 1986
- 173 — Derrick Alexander (Kansas City), Nov. 22, 1998
Todd Christensen (L.A. Raiders), Nov. 20, 1986
- 171 — Terrell Owens (San Francisco), Nov. 17, 2002
Jerry Rice (San Francisco), Nov. 27, 1988
- 170 — Eric Moulds (at Buffalo), Oct. 15, 2000 (OT)

INDIVIDUAL TOUCHDOWNS—TOTAL (4+)

- 4 — Harvey Williams (Oakland), Nov. 16, 1997
Daryl Turner (Seattle), Sept. 22, 1985
Marcus Allen (at L.A. Raiders), Sept. 24, 1984
Frank Jackson (Kansas City), Dec. 13, 1964

INDIVIDUAL RUSHING TOUCHDOWNS (3+)

- 3 — Tatum Bell (Denver), Dec. 31, 2005
Bam Morris (Kansas City), Nov. 22, 1998
Gaston Green (at Denver), Sept. 22, 1991
Marcus Allen (at L.A. Raiders), Oct. 28, 1985
Booker Russell (at Oakland), Oct. 25, 1979
Chuck Foreman (at Minnesota), Nov. 23, 1975
Charlie Evans (at New York Giants), Nov. 7, 1971

INDIVIDUAL TOUCHDOWN PASSES (4+)

- 6 — Steve Young (at San Francisco), Jan. 29, 1995 (Super Bowl XXIX)
- 5 — Gus Frerotte (at Denver), Nov. 19, 2000
Elvis Grbac (at Kansas City), Sept. 17, 2000
Dave Kreig (Seattle), Sept. 15, 1985
Marc Wilson (L.A. Raiders), Oct. 12, 1984
- 4 — Brett Favre (Green Bay), Dec. 14, 2003
Jon Kitna (Cincinnati), Nov. 23, 2003
Daunte Culpepper (Minnesota), Nov. 9, 2003
Marc Bulger (at St. Louis), Nov. 10, 2002
Rich Gannon (at Oakland), Nov. 18, 2001
Kurt Warner (at St. Louis), Oct. 1, 2000
Jeff George (at Minnesota), Nov. 28, 1999
Rich Gannon (at Oakland), Nov. 14, 1999
John Elway (Denver), Nov. 29, 1998
John Elway (at Denver), Dec. 21, 1997

Continued next page





INDIVIDUAL TOUCHDOWN PASSES, *cont.*

- Drew Bledsoe (at New England), Aug. 31, 1997
- Dave Kreig (Seattle), Dec. 14, 1986
- Mark Malone (at Pittsburgh), Nov. 24, 1984
- Bill Kenney (Kansas City), Dec. 11, 1983
- Tommy Kramer (Minnesota), Oct. 11, 1981
- Craig Morton (at Denver), Sept. 27, 1981
- Jim Zorn (at Seattle), Nov. 27, 1977
- Len Dawson (Kansas City), Dec. 13, 1964

INDIVIDUAL TOUCHDOWN RECEPTIONS (3+)

- 4 — Jerry Rice (at San Francisco), Jan. 29, 1995 (Super Bowl XXIX)
- Darryl Turner (Seattle), Sept. 22, 1985
- Frank Jackson (Kansas City), Dec. 13, 1964
- 3 — Chad Johnson (Cincinnati), Nov. 23, 2003
- Shannon Sharpe (Denver), Nov. 16, 2003
- Isaac Bruce (at St. Louis), Nov. 10, 2002
- Jerry Rice (at Oakland), Nov. 18, 2001
- Sylvester Morris (at Kansas City), Sept. 17, 2000
- John Stallworth (at Pittsburgh), Nov. 24, 1984
- Steve Largent (Seattle), Oct. 29, 1984
- Todd Christensen (L.A. Raiders), Dec. 1, 1983
- Gene Washington (at San Francisco), Sept. 17, 1972
- Don Maynard (New York Jets), Dec. 24, 1967
- Art Powell (at L.A. Raiders), Dec. 8, 1963

TEAM SACKS (6+)

- 8 — Green Bay, Sept. 24, 1978
- at Washington, Sept. 16, 1973
- Kansas City, Dec. 8, 1968
- 7 — Kansas City, Dec. 14, 1997
- Carolina, Sept. 14, 1997
- at L.A. Raiders, Oct. 18, 1987
- at Oakland Raiders, Oct. 12, 1980
- 6 — Denver, Dec. 31, 2005
- Miami, Oct. 27, 2003
- Pittsburgh, Dec. 24, 2000
- Kansas City, Nov. 26, 2000
- at Kansas City, Sept. 17, 2000
- Philadelphia, Oct. 18, 1998
- at Cincinnati, Nov. 2, 1997
- Dallas, Oct. 15, 1995
- at Kansas City, Nov. 8, 1992
- at L.A. Raiders, Oct. 28, 1985
- Cleveland, Sept. 29, 1985
- L.A. Raiders, Dec. 1, 1983

INDIVIDUAL SACKS (4+)

- 4.5 — Hugh Douglas (Philadelphia), Oct. 18, 1998
- 4 — Derrick Thomas (at Kansas City), Nov. 8, 1992
- Al Baker (at Detroit), Oct. 22, 1978
- Wilbur Young (Kansas City), Oct. 19, 1975
- Ron Carpenter (Cincinnati), Sept. 30, 1973
- Lionel Aldridge (Green Bay), Oct. 12, 1970

INDIVIDUAL INTERCEPTIONS (3+)

- 4 — Kwamie Lassiter (at Arizona), Dec. 27, 1998
- Joe Lavender (at Washington), Dec. 7, 1980
- Vernon Perry (Houston), Dec. 29, 1979
- Willie Buchanon (Green Bay), Sept. 24, 1978
- Bobby Ply (at Dallas), Dec. 16, 1962
- 3 — Darryl Williams (at Seattle), Sept. 21, 1997
- Lloyd Burruss (at Kansas City), Oct. 19, 1986
- Kenny Easley (Seattle), Oct. 29, 1984
- Marc Murphy (Washington), Oct. 31, 1983
- Steve Foley (at Denver), Sept. 27, 1981
- Joe Lavender (at Washington), Dec. 7, 1980
- David Grayson (Oakland Raiders), Oct. 26, 1969
- David Grayson (at Oakland Raiders), Oct. 29, 1967



TOTAL FIRST DOWNS (30+)

- 34 — Seattle, Dec. 29, 2002
at Denver, Nov. 19, 2000
at Seattle, Nov. 22, 1987
- 33 — Cincinnati, Nov. 23, 2003
- 32 — at Cincinnati, Sept. 22, 1985
- 31 — Denver, Nov. 29, 1987
- 30 — at Indianapolis, Dec. 26, 2004
at New England, Oct. 14, 2001
at Denver, Sept. 4, 1994
Seattle, Sept. 15, 1985

TIME OF POSSESSION (40:00)

- 48:50 — at Chicago, Oct. 25, 1981 (OT)
- 44:11 — at Denver, Nov. 16, 2003
- 41:52 — at Dallas, Oct. 26, 1980
- 41:48 — L.A. Raiders, Nov. 21, 1993
- 41:35 — at Seattle, Nov. 22, 1987
- 41:19 — Denver, Nov. 29, 1987
- 40:02 — Kansas City, Nov. 12, 1978 (OT)

OPPONENTS TEN LONGEST**RUNS FROM SCRIMMAGE**

- 89t — Kenny King (at Oakland Raiders), Oct. 12, 1980
- 81 — Billy Sims (Detroit), Sept. 30, 1984
- 77 — Napoleon Kaufman (at Oakland), Sept. 22, 1996
- 74t — Jack Spikes (at Dallas Texans), Sept. 10, 1961
- 71t — Corey Dillon (at Cincinnati), Nov. 2, 1997
- 69t — Herman Heard (at Kansas City), Oct. 14, 1984
- 68 — Henry Bell (at Denver), Oct. 16, 1960
- 66t — Zack Crockett (Indianapolis), Dec. 31, 1995 ^
- 64 — Clem Daniels (Oakland), Nov. 13, 1966
- 63t — Gaston Green (at Denver), Sept. 22, 1991
- 63 — Bob Scarpitto (Denver), Oct. 30, 1966

^ AFC Wild Card Playoff game

PASS COMPLETIONS

- 99t — Trent Green to Marc Boerigter (at Kansas City), Dec. 22, 2002
- 98t — Jack Lee to Willard Dewweal (at Houston), Nov. 25, 1962
- 96t — Joe Montana to Jerry Rice (San Francisco), Nov. 27, 1988
- 93t — Craig Morton to Steve Watson (at Denver), Sept. 27, 1981
- 90t — Steve DeBerg to J.J. Birden (at Kansas City), Nov. 18, 1990
Cotton Davidson to Dick Dorsey (Oakland), Dec. 2, 1962
- 89t — Neil O'Donnell to Dwight Stone (at Pittsburgh), Sept. 1, 1991
- 87t — Joe Namath to Don Maynard (N.Y. Jets), Nov. 24, 1968
Frank Tripacko to Al Frazier (at Denver), Nov. 12, 1961
- 84t — Mike Tomczak to Charles Johnson (Pittsburgh), Dec. 24, 1994
Bill Kenney to Stephone Paige (at Kansas City), Dec. 22, 1985
Joe Ferguson to Curtis Brown (Buffalo), Sept. 16, 1979
Len Dawson to Larry Brunson (at Kansas City), Nov. 10, 1974

INTERCEPTION RETURNS

- 102t — Louis Breeden (Cincinnati), Nov. 8, 1981
- 99t — Kevin Ross (Kansas City), Sept. 6, 1992
- 96t — Ray Griffin (at Cincinnati), Nov. 11, 1979
- 91t — Fred Williamson (at Oakland), Sept. 30, 1962
- 90t — Leroy Butler (at Green Bay), Sept. 15, 1996
Deion Sanders (San Francisco), Dec. 11, 1994
- 87t — Mark McMillian (Kansas City), Dec. 14, 1997
- 81 — Paul Krause (at Minnesota), Nov. 23, 1975
Rolland Lawrence (Atlanta), Oct. 21, 1973
- 80 — John Holt (at Indianapolis), Nov. 30, 1986





KICKOFF RETURNS

- 104t — Ira Mathews (at Oakland), Oct. 25, 1979
- 101t — Brian Mitchell (at Washington), Dec. 6, 1988
- 99t — Byron Hanspard (Atlanta), Dec. 7, 1997
- 98t — Will Blackwell (Pittsburgh), Dec. 24, 2000
- 97t — Tim Brown (at L.A. Raiders), Sept. 4, 1988
- 96t — Dante Hall (at Kansas City), Nov. 28, 2004
- 95t — Paul Palmer (at Kansas City), Sept. 13, 1987
- 94t — Randy Montgomery (Denver), Sept. 24, 1972
- 93t — Jon Vaughn (Seattle), Oct. 30, 1994
- 92t — Mack Herron (at New England), Dec. 2, 1973

PUNT RETURNS

- 92t — Rick Upchurch (at Denver), Oct. 3, 1976
- 86t — Tamarick Vanover (at Kansas City), Oct. 9, 1995
- 82t — George Atkinson (at Oakland), Oct. 13, 1968
- 82 — Ray Buchanan (at Indianapolis), Nov. 3, 1996
- 81 — Dennis Northcutt (Cleveland), Nov. 5, 2006
- 80t — Phillip Buchanon (Oakland), Dec. 28, 2003
- 79t — Lemar Parrish (Cincinnati), Dec. 6, 1970
- 78 — Roger Bird (at Oakland), Oct. 29, 1967
- 75 — Rick Upchurch (at Denver), Sept. 17, 1978
- 74t — Joey Galloway (Seattle), Oct. 25, 1998

BLOCKED PUNT RETURNS

- 37t — Frank Warren (New Orleans), Nov. 17, 1991
- 16 — Randy McClanahan (at Oakland), Sept. 18, 1977
- 15 — Walt Landers (Green Bay), Sept. 24, 1978
- 14 — Glen Cadrez (Kansas City), Oct. 13, 2002
- 9 — Tyrone Braxton (Denver), Oct. 2, 1988
- 2t — Jerry Robinson (L.A. Raiders), Nov. 20, 1986

BLOCKED FIELD GOAL RETURNS

- 66 — Tommy Casanova (at Cincinnati), Sept. 22, 1974
- 65t — Matt Ware (at Philadelphia), Oct. 23, 2005
- 60 — Louis Wright (at Denver), Nov. 17, 1985
- 54t — Doug Evans (at Carolina), Dec. 17, 2000
- 42t — Ray McElroy (Indianapolis), Oct. 26, 1997
- 28 — John Barmlett (Denver), Nov. 27, 1966
- 17 — Charlie West (Minnesota), Dec. 5, 1971
- Mike Statton (Buffalo), Oct. 1, 1967
- 16 — Fletcher Smith (Kansas City), Oct. 15, 1967

FIELD GOALS

- 58 — Dan Miller (Baltimore Colts), Dec. 26, 1982
- 55 — Jason Elam (Denver), Nov. 7, 1999
- Gary Anderson (at Pittsburgh), Nov. 25, 1984
- 54 — Neil Rackers (at Cincinnati), Sept. 8, 2002
- Jason Elam (Denver) (3 times), Last: Dec. 1, 2002
- Rian Lindell (Seattle), Dec. 30, 2001
- Sebastian Janikowski (Oakland), Oct. 29, 2000
- Kevin Butler (Chicago), Nov. 14, 1993
- John Kasay (at Seattle), Nov. 10, 1991
- Norm Johnson (at Seattle), Oct. 6, 1986
- Raul Allegre (at Indianapolis), Nov. 4, 1984

PUNTS

- 77 — Greg Montgomery (Houston), Sept. 19, 1993
- 74 — Bob Grupp (at Kansas City), Nov. 4, 1979
- 73 — Shane Lechler (Oakland), Sept. 28, 2003
- 72 — Ryan Plackemeier (at Seattle), Dec. 24, 2006
- Chris Gardocki (Indianapolis), Oct. 26, 1997
- Bob Scarpitto (at Denver), Oct. 22, 1967
- Jerrel Wilson (Kansas City), Sept. 29, 1963
- 71 — Ray Guy (at Oakland), Oct. 25, 1979
- 70 — Mike Mecer (at Oakland), Sept. 19, 1965
- 69 — Ray Guy (Oakland), Sept. 10, 1978
- 68 — Todd Sauerbrun (at Kansas City), Sept. 17, 2000
- Bill VanHeusen (at Denver), Dec. 1, 1968



INDIVIDUAL POSTSEASON RECORDS

SCORING

Most Points, Career

- 37 Rolf Benirschke, 1977-1986
30 John Carney, 1990-2000
24 Kellen Winslow, 1979-1987
Charlie Joiner, 1976-1986

Most Points, Game

- 12 (5 times), Last: LaDainian Tomlinson vs. N.E., Jan. 14, 2007
11 Rolf Benirschke at Miami, Jan. 2, 1982
10 Ben Agajanian at Houston, Jan. 1, 1961

TOUCHDOWNS

Most, Career

- 4 Kellen Winslow, 1979-1987
Charlie Joiner, 1976-1986
3 Chuck Muncie, 1980-84
James Brooks, 1981-83
2 (5 times), Last: LaDainian Tomlinson, 2001-06

Most, Game

- 2 (5 times), Last: LaDainian Tomlinson vs. N.E., Jan. 14, 2007
1 (34 times), Last: Michael Turner vs. N.E., Jan. 14, 2007

POINTS AFTER TOUCHDOWN

Most, Career

- 16 Rolf Benirschke, 1977-1986
9 John Carney, 1990-2000
6 George Blair, 1961-64

Most, Game

- 6 George Blair vs. Boston, Jan. 5, 1964
5 Rolf Benirschke at Miami, Jan. 2, 1982
4 Rolf Benirschke at Pittsburgh, Jan. 9, 1983

Most Two-Point Conversions, Game

- 1 Alfred Pupunu vs. S.F., Jan. 29, 1995
Mark Seay vs. S.F., Jan. 29, 1995

FIELD GOALS

Most, Career

- 7 John Carney, 1990-2000
Rolf Benirschke, 1977-1986
3 Ben Agajanian, 1960-61, 1964
2 George Blair, 1961-64

Most, Game

- 3 Ben Agajanian vs. Houston, Jan. 1, 1961
2 (5 times), Last: John Carney vs. Indianapolis, Dec. 31, 1995
1 (6 times), Last: Nate Kaeding vs. N.Y. Jets, Jan. 8, 2005

Longest

- 54 John Carney vs. Indianapolis, Dec. 31, 1995
38 Ben Agajanian at Houston, Jan. 1, 1961
35 Nate Kaeding vs. N.Y. Jets, Jan. 8, 2005

RUSHING

Most Attempts, Career

- 111 Chuck Muncie, 1980-84
63 Natrone Means, 1993-95, 1998-99
57 Paul Lowe, 1960-68

Most Attempts, Game

- 26 LaDainian Tomlinson vs. N.Y. Jets, Jan. 8, 2005
25 Chuck Muncie at Pittsburgh, Jan. 9, 1983
24 Natrone Means vs. Miami, Jan. 8, 1995
Chuck Muncie at Miami, Jan. 2, 1982 (OT)

Most Yardage, Career

- 510 Chuck Muncie, 1980-84
380 Paul Lowe, 1960-68
276 Keith Lincoln, 1961-66, 68

Most Yardage, Game

- 206 Keith Lincoln vs. Boston, Jan. 5, 1964
165 Paul Lowe at Houston, Jan. 1, 1961
139 Natrone Means vs. Miami, Jan. 8, 1994

Longest Run

- 67t Keith Lincoln vs. Boston, Jan. 5, 1964
58t Paul Lowe vs. Boston, Jan. 5, 1964
56t Keith Lincoln vs. Boston, Jan. 5, 1964

Most Touchdowns, Career

- 3 Chuck Muncie, 1980-84
2 (3 times), Last: LaDainian Tomlinson, 2001-06
1 (9 times), Last: Michael Turner, 2004-06

Most Touchdowns, Game

- 2 LaDainian Tomlinson vs. New England, Jan. 14, 2007
1 (16 times), Last: Michael Turner vs. New England, Jan. 14, 2007

PASSING

Most Attempts, Career

- 286 Dan Fouts, 1973-1987
228 Stan Humphries, 1992-97
73 Jack Kemp, 1960-62

Most Completions, Career

- 159 Dan Fouts, 1973-1987
118 Stan Humphries, 1992-97
38 Jack Kemp, 1960-62

Most Attempts, Game

- 53 Dan Fouts at Miami, Jan. 2, 1982 (OT)
49 Stan Humphries vs. S.F., Jan. 29, 1995
47 Stan Humphries vs. Ind., Dec. 31, 1995
Dan Fouts vs. Houston, Dec. 29, 1979

Most Completions, Game

- 33 Dan Fouts at Miami, Jan. 2, 1982 (OT)
31 Drew Brees vs. N.Y. Jets, Jan. 8, 2005
28 Stan Humphries vs. Miami, Jan. 8, 1995

Pass Rating, Career (minimum 40 att.)

- 101.2 Drew Brees, 2001-04
76.3 Tobin Rote, 1963-64
70.1 Dan Fouts, 1973-1987

Continued next page

Chargers Regular-Season Streaks

Consecutive Victories

Most	15	Nov. 27, 1960	—	Dec. 3, 1961
At Home	10	Nov. 13, 1960	—	Dec. 17, 1961
Start of Season	11	Sept. 10, 1961	—	Nov. 19, 1961

Consecutive Losses*

Most	11	Sept. 3, 2000	—	Nov. 19, 2000
		Sept. 21, 1975	—	Nov. 30, 1975
At Home	6	Sept. 21, 1975	—	Nov. 16, 1975
On Road	11	Oct. 6, 1985	—	Oct. 26, 1986
Start of Season	11	Sept. 3, 2000	—	Nov. 19, 2000
		Sept. 21, 1975	—	Nov. 30, 1975

* Chargers went 14 games (12 losses, 2 ties) without victory on road, 1970-72.

Pass Rating, Game (minimum 10 att.)

- 145.3 Tobin Rote vs. Boston, Jan. 5, 1964
- 132.1 John Hadl vs. Boston, Jan. 5, 1964
- 112.4 Dan Fouts at Pittsburgh, Jan. 9, 1983

Completion Pct., Career (minimum 40 att.)

- .738 Drew Brees, 2001-04
- .566 Dan Fouts, 1973-1987
- .521 Jack Kemp, 1960-62

Completion Pct., Game (minimum 10 att.)

- .738 Drew Brees vs. N.Y. Jets, Jan. 8, 2005
- .667 Tobin Rote vs. Boston, Jan. 5, 1964
- .651 Stan Humphries vs. Miami, Jan. 8, 1995

Most Yardage, Career

- 2,125 Dan Fouts, 1973-1987
- 1,347 Stan Humphries, 1992-97
- 397 Jack Kemp, 1960-62

Most Yardage, Game

- 433 Dan Fouts at Miami, Jan. 2, 1982 (OT)
- 336 Dan Fouts vs. Oakland, Jan. 11, 1981
- 333 Dan Fouts at Pittsburgh, Jan. 9, 1983

Longest Completion

- 58 Philip Rivers vs. New England, Jan. 14, 2007
- 55t Dan Fouts vs. Oakland, Jan. 11, 1981
- 50t Dan Fouts vs. Boston, Jan. 3, 1981

Most Touchdowns, Career

- 12 Dan Fouts, 1973-1987
- 6 Stan Humphries, 1992-97
- 3 Tobin Rote, 1963-64

Most Touchdowns, Game

- 3 Dan Fouts at Pittsburgh, Jan. 9, 1983
- Dan Fouts at Miami, Jan. 2, 1982 (OT)
- 2 (5 times), Last: Drew Brees vs. N.Y. Jets, Jan. 8, 2005
- 1 (6 times), Last: Stan Humphries vs. S.F., Jan. 29, 1995

Most Interceptions, Career

- 16 Dan Fouts, 1973-1987
- 13 Stan Humphries, 1992-97
- 6 Jack Kemp, 1960-62

Most Interceptions, Game

- 5 Dan Fouts at Miami, Jan. 16, 1983
- Dan Fouts vs. Houston, Dec. 29, 1979
- 4 (3 times), Last: Stan Humphries vs. Ind., Dec. 31, 1995
- 2 (8 times), Last: Stan Humphries vs. S.F., Jan. 29, 1995

Lowest Pct. Interceptions, Career

- .024 Drew Brees, 2001-04
- .031 Philip Rivers, 2004-06
- .049 Tobin Rote, 1963-64

PASS RECEIVING

Most Receptions, Career

- 39 Ronnie Harmon, 1990-95
- 30 Charlie Joiner, 1976-1986
- 28 Kellen Winslow, 1979-1987

Most Receptions, Game

- 13 Kellen Winslow at Miami, Jan. 2, 1982 (OT)
- 10 Ronnie Harmon vs. Ind., Dec. 31, 1995
- 9 (4 times), Last: Eric Parker vs. N.Y. Jets, Jan. 8, 2005

Most Yardage, Career

- 539 Charlie Joiner, 1976-1986
- 470 Ronnie Harmon, 1990-95
- 380 Kellen Winslow, 1979-1987

Most Yardage, Game

- 166 Kellen Winslow at Mia., Jan. 2, 1982 (OT)
- 133 Ronnie Harmon vs. Ind., Dec. 31, 1995
- 130 Charlie Joiner vs. Oakland, Jan. 11, 1981

Most Touchdowns, Career

- 4 Kellen Winslow, 1979-1987
- Charlie Joiner, 1976-1986
- 2 (3 times), Last: Alfred Pupunu, 1992-97, 1999
- 1 (10 times), Last: Antonio Gates, 2003-04

Most Touchdowns, Game

- 2 (3 times), Last: Kellen Winslow at Pittsburgh, Jan. 9, 1983
- 1 (18 times), Last: Antonio Gates vs. N.Y. Jets, Jan. 8, 2005

INTERCEPTIONS BY

Most Interceptions, Career

- 3 Glen Edwards, 1978-1981
- 2 (3 times), Last: Bud Whitehead, 1961-68
- 1 (16 times), Last: Marlon McCree, 2006

Most Interceptions, Game

- 2 (4 times), Last: Glen Edwards vs. Buffalo, Jan. 3, 1981
- 1 (16 times), Last: Marlon McCree vs. New England, Jan. 14, 2007

Most Yardage, Career

- 62 Glen Edwards, 1978-1981
- 45 Bud Whitehead, 1961-68
- 40 Darren Carrington, 1991-94

Most Yardage, Game

- 45 Bud Whitehead vs. Hou., Dec. 24, 1961
- 40 Darren Carrington vs. K.C., Jan. 12, 1993
- 35 Bruce Laird vs. Pittsburgh, Jan. 9, 1983
- Glen Edwards vs. Miami, Jan. 2, 1982

PUNTING

Most Punts, Career

- 13 John Kidd, 1990-94
- 12 Mike Scifres, 2003-06
- 11 Bryan Wagner, 1994

Most Punts, Game

- 7 Mike Scifres vs. New England, Jan. 14, 2007
- John Kidd at Miami, Jan. 10, 1993
- 6 John Kidd vs. Kansas City, Jan. 2, 1993
- Paul Maguire vs. Houston, Dec. 24, 1961
- 5 (3 times), Last: Mike Scifres vs. N.Y. Jets, Jan. 8, 2005

Most Yardage, Career

- 589 John Kidd, 1990-94
- 474 Bryan Wagner, 1994
- 439 John Hadl, 1962-1972

Most Yardage, Game

- 324 John Kidd at Miami, Jan. 10, 1993
- 265 John Kidd vs. Kansas City, Jan. 2, 1993
- 257 John Hadl vs. Buffalo, Dec. 26, 1965

Average Yardage, Career (minimum 4 punts)

- 45.3 John Kidd, 1990-94
- 43.9 John Hadl, 1962-1972
- 43.1 Bryan Wagner, 1994

Average Yardage, Game (minimum 2 punts)

- 54.5 Darren Bennett vs. Ind., Dec. 31, 1995
- 51.4 John Hadl vs. Buffalo, Dec. 26, 1965
- 48.8 Bryan Wagner vs. S.F., Jan. 29, 1995

PUNT RETURNS

Most Returns, Career

- 8 Mike Fuller, 1975-1980
- 7 Eric Parker, 2002-06
- 6 Darrien Gordon, 1993-96

Most Returns, Game

- 5 Eric Parker vs. New England, Jan. 14, 2007
- 4 Nate Lewis at Miami, Jan. 10, 1993
- 3 (4 times), Last: Darrien Gordon vs. S.F., Jan. 29, 1995


Most Yardage, Career

- 99 Mike Fuller, 1975-1980
- 63 Wes Chandler, 1981-87
- 45 Eric Parker, 2002-06

Most Yardage, Game

- 56t Wes Chandler at Mia., Jan. 2, 1982 (OT)
- 41 Mike Fuller vs. Oakland, Jan. 11, 1981
- 35 Nate Lewis vs. K.C., Jan. 2, 1993

Most Touchdowns, Career

- 1 Wes Chandler, 1981-87

KICKOFF RETURNS
Most Returns, Career

- 19 Andre Coleman, 1994-96
- 17 James Brooks, 1981-83
- 8 Hank Bauer, 1977-1982

Most Returns, Game

- 8 Andre Coleman vs. S.F., Jan. 29, 1995
- 6 Andre Coleman vs. Ind., Dec. 31, 1995
- 5 Tim Dwight vs. N.Y. Jets, Jan. 8, 2005
- James Brooks at Miami, Jan. 2, 1982

Most Yardage, Career

- 483 Andre Coleman, 1994-96
- 276 James Brooks, 1981-83
- 209 Leslie Duncan, 1964-1970

Most Yardage, Game

- 242 Andre Coleman vs. S.F., Jan. 29, 1995
- 147 Leslie Duncan at Buffalo, Dec. 26, 1964
- 133 Andre Coleman vs. Ind., Dec. 31, 1995

Most Touchdowns, Career

- 1 Andre Coleman, 1994-96

TEAM POSTSEASON RECORDS
POINTS SCORED
Most, Quarter

- 24 at Miami, Jan. 2, 1982 (1Q)
- 21 vs. Boston, Jan. 5, 1964 (1Q)
- 14 vs. New England, Jan. 14, 2007 (2Q)
- at Pittsburgh, Jan. 9, 1983 (2Q & 4Q)

Most, Quarter, Opponent

- 21 at Miami, Jan. 10, 1993 (2Q)
- Oakland, Jan. 11, 1981 (1Q)
- 20 at Miami, Jan. 16, 1983 (2Q)
- 17 at Miami, Jan. 2, 1982 (2Q)

Most, Quarter, Both Teams

- 33 at Miami, Jan. 16, 1983 (2Q)
- 28 (3 times), Last: vs. Indianapolis, Dec. 31, 1995 (2Q)
- 24 at Miami, Jan. 2, 1982 (1Q)

Most, Game

- 51 vs. Boston, Jan. 5, 1964
- 41 at Miami, Jan. 2, 1982 (OT)
- 31 at Pittsburgh, Jan. 9, 1983

Most, Game, Opponent

- 49 San Francisco, Jan. 29, 1995
- 38 at Miami, Jan. 2, 1982 (OT)
- 35 Indianapolis, Dec. 31, 1995

Most, Game, Both Teams

- 79 at Miami, Jan. 2, 1982 (OT)
- 75 vs. San Francisco, Jan. 29, 1995
- 61 vs. Oakland, Jan. 11, 1981
- vs. Boston, Jan. 5, 1964

Fewest, Game

- 0 at Miami, Jan. 10, 1993
- vs. Buffalo, Dec. 26, 1965
- 3 vs. Houston, Dec. 24, 1961
- 7 at Cincinnati, Jan. 10, 1982
- at Buffalo, Dec. 26, 1964

Fewest, Game, Opponent

- 0 Kansas City, Jan. 2, 1993
- 10 Boston, Jan. 5, 1964
- Houston, Dec. 24, 1961
- 13 at Pittsburgh, Jan. 15, 1995

Fewest, Game, Both Teams

- 13 vs. Houston, Dec. 24, 1961
- 17 vs. Kansas City, Jan. 2, 1993
- 23 vs. Buffalo, Dec. 26, 1965

TOUCHDOWNS
Most, Game

- 7 vs. Boston, Jan. 5, 1964
- 5 at Miami, Jan. 2, 1982 (OT)

- 4 at Pittsburgh, Jan. 9, 1983

Most, Game, Opponent

- 7 San Francisco, Jan. 29, 1995
- 5 Indianapolis, Dec. 31, 1995
- at Miami, Jan. 2, 1982 (OT)

- 4 (4 times), Last: at Miami, Jan. 10, 1993

Most, Game, Both Teams

- 10 vs. San Francisco, Jan. 29, 1995
- at Miami, Jan. 2, 1982 (OT)
- 8 at Pittsburgh, Jan. 9, 1983
- vs. Boston, Jan. 5, 1964
- 7 vs. Indianapolis, Dec. 31, 1995
- vs. Oakland, Jan. 11, 1981

POINTS AFTER TOUCHDOWN
Most, Game

- 6 vs. Boston, Jan. 5, 1964
- 5 at Miami, Jan. 2, 1982 (OT)
- 4 at Pittsburgh, Jan. 9, 1983

Most, Game, Opponent

- 7 San Francisco, Jan. 29, 1995
- 5 Indianapolis, Dec. 31, 1995
- at Miami, Jan. 2, 1982 (OT)
- 4 (4 times), Last: at Miami, Jan. 10, 1993

Most, Game, Both Teams

- 10 vs. San Francisco, Jan. 29, 1995
- at Miami, Jan. 2, 1982 (OT)
- 8 at Pittsburgh, Jan. 9, 1983
- 7 (3 times), Last: vs. Indianapolis, Dec. 31, 1995

TWO-POINT CONVERSIONS
Most, Game

- 2 vs. San Francisco, Jan. 29, 1995

Most, Game, Opponent

- 1 New England, Jan. 14, 2007

FIELD GOALS
Most, Game

- 3 at Houston, Jan. 1, 1961
- 2 (5 times), Last: vs. Indianapolis, Dec. 31, 1995
- 1 (7 times), Last: vs. N.Y. Jets, Jan. 8, 2005

Most, Game, Opponent

- 3 New England, Jan. 14, 2007
- Buffalo, Dec. 26, 1965
- 2 (6 times), Last: vs. N.Y. Jets, Jan. 8, 2005
- 1 (6 times), Last: at Miami, Jan. 10, 1993

Continued next page



FIELD GOALS, cont.

Most, Game, Both Teams

- 4 vs. Oakland, Jan. 11, 1981
at Houston, Jan. 1, 1961
- 3 (5 times), Last: vs. New England, Jan. 14, 2007
- 2 (8 times), Last: vs. Indianapolis, Dec. 31, 1995

FIRST DOWNS

Most, Game

- 33 at Miami, Jan. 2, 1982 (OT)
- 29 at Pittsburgh, Jan. 9, 1983
- 28 vs. Miami, Jan. 8, 1995

Most, Game, Opponents

- 29 at Miami, Jan. 16, 1983
- 28 San Francisco, Jan. 29, 1995
- 26 at Pittsburgh, Jan. 9, 1983

Most, Game, Both Teams

- 58 at Miami, Jan. 2, 1982 (OT)
- 55 at Pittsburgh, Jan. 9, 1983
- 48 vs. San Francisco, Jan. 29, 1995

Fewest, Game

- 10 at Miami, Jan. 10, 1993
- 12 vs. Buffalo, Dec. 26, 1965
- 13 at Pittsburgh, Jan. 15, 1995

Fewest, Game, Opponents

- 14 vs. Buffalo, Dec. 26, 1965
vs. Buffalo, Jan. 5, 1964
- 15 vs. Houston, Dec. 29, 1979
- 17 (4 times), Last: vs. Miami, Jan. 8, 1995

Fewest, Game, Both Teams

- 26 Buffalo, Dec. 26, 1965
- 28 at Miami, Jan. 10, 1993
- 33 Houston, Dec. 24, 1961

FIRST DOWNS, RUSHING

Most, Game

- 12 vs. New England, Jan. 14, 2007
Miami, Jan. 8, 1995
- 11 (4 times), Last: vs. N.Y. Jets, Jan. 8, 2005
- 10 at Miami, Jan. 2, 1982 (OT)

Most, Game, Opponent

- 15 at Miami, Jan. 16, 1983
- 12 at Buffalo, Dec. 26, 1964
- 10 Indianapolis, Dec. 31, 1995
San Francisco, Jan. 29, 1995

Most, Game, Both Teams

- 20 at Miami, Jan. 16, 1983
- 19 at Cincinnati, Jan. 10, 1982
at Buffalo, Dec. 26, 1964
- 17 Indianapolis, Dec. 31, 1995
Boston, Jan. 5, 1964

Fewest, Game

- 3 at Miami, Jan. 10, 1993
- 4 at Pittsburgh, Jan. 15, 1995
- 5 (3 times), Last: vs. San Francisco,
Jan. 29, 1995

Fewest, Game, Opponent

- 2 Miami, Jan. 8, 1995
- 3 (3 times), Last: New England, Jan. 14, 2007
- 4 (3 times), Last: at Pittsburgh, Jan. 15, 1995

Fewest, Game, Both Teams

- 8 at Pittsburgh, Jan. 15, 1995
- 9 Buffalo, Dec. 26, 1965
- 12 (4 times), Last: at Miami, Jan. 10, 1993

FIRST DOWNS, PASSING

Most, Game

- 21 at Miami, Jan. 2, 1982 (OT)
- 20 Indianapolis, Dec. 31, 1995
- 19 at Pittsburgh, Jan. 9, 1983

Most, Game, Opponent

- 21 at Miami, Jan. 2, 1982 (OT)
- 19 at Pittsburgh, Jan. 9, 1983
- 17 San Francisco, Jan. 29, 1995
at Pittsburgh, Jan. 15, 1995

Most, Game, Both Teams

- 42 at Miami, Jan. 2, 1982
- 38 at Pittsburgh, Jan. 9, 1983
- 31 San Francisco, Jan. 29, 1995

Fewest, Game

- 7 (5 times), Last: at Miami, Jan. 10, 1993
- 8 at Pittsburgh, Jan. 15, 1995
Houston, Dec. 24, 1961
- 9 (3 times), Last: vs. New England, Jan. 14, 2007

Fewest, Game, Opponent

- 5 Houston, Dec. 29, 1979
- 8 (3 times), Last: at Buffalo, Dec. 26, 1964
- 9 (4 times), Last: vs. Indianapolis, Dec. 31, 1995

Fewest, Game, Both Teams

- 15 at Buffalo, Dec. 26, 1964
- 16 (3 times), Last: at Miami, Jan. 10, 1993
- 17 Kansas City, Jan. 2, 1993
Boston, Jan. 5, 1964

TOTAL NET YARDS GAINED

Most, Game

- 601 Boston, Jan. 5, 1964
- 564 at Miami, Jan. 2, 1982 (OT)
- 479 at Pittsburgh, Jan. 9, 1983

Most, Game, Opponent

- 466 at Miami, Jan. 2, 1982 (OT)
- 449 San Francisco, Jan. 29, 1995
- 422 at Pittsburgh, Jan. 9, 1983

Most, Game, Both Teams

- 1,030 at Miami, Jan. 2, 1982 (OT)
- 901 at Pittsburgh, Jan. 9, 1983
- 862 Boston, Jan. 5, 1964

NET YARDS GAINED RUSHING

Most, Game

- 309 Boston, Jan. 5, 1964
- 202 Miami, Jan. 8, 1995
- 192 Kansas City, Jan. 2, 1993

Most, Game, Opponent

- 219 at Buffalo, Dec. 26, 1964
- 214 at Miami, Jan. 16, 1983
- 178 Indianapolis, Dec. 31, 1995

Most, Game, Both Teams

- 384 Boston, Jan. 5, 1964
- 343 at Buffalo, Dec. 26, 1964
- 323 Indianapolis, Dec. 31, 1995

NET YARDS GAINED PASSING

Most, Game

- 415 at Miami, Jan. 2, 1982 (OT)
- 351 Oakland, Jan. 11, 1981
- 333 at Pittsburgh, Jan. 9, 1983


Most, Game, Opponent

- 388 at Miami, Jan. 2, 1982 (OT)
- 349 at Pittsburgh, Jan. 15, 1995
- 325 at Pittsburgh, Jan. 9, 1983

Most, Game, Both Teams

- 803 at Miami, Jan. 2, 1982 (OT)
- 658 at Pittsburgh, Jan. 9, 1983
- 603 San Francisco, Jan. 29, 1995

RECORDS



Mike Nowak

YEAR-BY-YEAR STATISTICS

Philip Rivers is one of the NFL's top young guns. As a first-year starter in 2006, Rivers earned a Pro Bowl nod after leading the team to a franchise-record 14 wins and its second AFC West title in the last three years. Rivers passed for nearly 3,400 yards and 22 touchdowns while posting the NFL's eighth-highest passer rating.

2006 FINAL STATISTICS

† Local Television Blackout Lifted

(14-2 Overall) First AFC West - Marty Schottenheimer Home (8-0); Away (6-2); Postseason (0-1)

Date	W/L	Score	Opponent	Att.
09/11	W	27-0	@ Oakland	62,578
09/17	W	40-7	Tennessee †	64,344
10/01	L	13-16	@ Baltimore	70,743
10/08	W	23-13	Pittsburgh †	67,837
10/15	W	48-19	@ San Francisco	68,137
10/22	L	27-30	@ Kansas City	77,752
10/29	W	38-24	St. Louis †	66,598
11/05	W	32-25	Cleveland †	65,558
11/12	W	49-41	@ Cincinnati	65,917
11/19	W	35-27	@ Denver	76,723
11/26	W	21-14	Oakland †	66,105
12/03	W	24-21	@ Buffalo	63,361
12/10	W	48-20	Denver †	67,514
12/17	W	20-9	Kansas City †	66,583
12/24	W	20-17	@ Seattle	68,174
12/31	W	27-20	Arizona †	66,492
AFC Divisional Playoffs				
01/14	L	21-24	New England	68,810

Team Statistics	Chargers	Opponents
-----------------	----------	-----------

TOTAL FIRST DOWNS	321	285
Rushing	137	87
Passing	169	178
Penalty	15	20
3rd Down: Made/Att	92/213	78/213
3rd Down Pct.	43%	36%
4th Down: Made/Att	6/11	6/17
4th Down Pct.	54%	35%
TIME OF POSSESSION	31:39	28:21
TOTAL NET YARDS	5840	4825
Avg. Per Game	365.0	301.6
Total Plays	1016	985
Avg. Per Play	5.7	4.9
NET YARDS RUSHING	2578	1613
Avg. Per Game	161.1	100.8
Total Rushes	522	386
NET YARDS PASSING	3262	3212
Avg. Per Game	203.9	200.8
Sacked/Yards Lost	28/150	61/351
Gross Yards	3412	3563
Att./Completions	466/287	538/307
Completion Pct.	61%	57%
Had Intercepted	9	16
PUNTS/AVERAGE	69/41.9	88/44.6
NET PUNTING AVG.	69/38.2	88/38.6
PENALTIES/YARDS	90/791	87/751
FUMBLES/BALL LOST	19/6	28/12
TOUCHDOWNS	59	33
Rushing	32	13
Passing	24	19
Returns	3	1

Score by Quarters	Q1	Q2	Q3	Q4	OT	PTS.
Chargers	85	137	94	176	0	492
Opponents	66	74	81	82	0	303

Scoring	TD	RU	PA	RT	PAT	FG	S	PTS.
Tomlinson	31	28	3	0	0/0	0/0	0	186
Kaeding	0	0	0	0	58/58	26/29	0	136
Gates	9	9	0	0	0/0	0/0	0	54
Jackson	6	0	6	0	0/0	0/0	0	38
Floyd	3	0	3	0	0/0	0/0	0	18
Manumaleuna	3	0	3	0	0/0	0/0	0	18
Turner	2	2	0	0	0/0	0/0	0	12
Dobbins	1	0	0	1	0/0	0/0	0	6
Harris	1	0	0	1	0/0	0/0	0	6
McCree	1	0	0	1	0/0	0/0	0	6
Neal	1	1	0	0	0/0	0/0	0	6
Whitehurst	1	1	0	0	0/0	0/0	0	6
Chargers	59	32	24	3	58/58	26/29	0	492
Opponents	33	13	19	1	32/33	23/26	2	303

2-Pt. Conversions: Jackson, **Chargers 1-1**, Opponents 0-1

Sacks: Merriman 17, Phillips 11.5, Castillo 7, Cesaire 4, Godfrey 4, Harris 3, Cooper 2.5, Edwards 2.5, Polk 2, Williams 2, Bingham 1.5, Olishansky 1.5, Robinson 1.5, McCree 1, **Chargers 61**, Opponents 28

Special Teams Tackles (solo-ast-total): Hart 20-2-22, Polk 15-4-19, Dobbins 16-2-18, Wilhelm 12-3-15, Gregory 8-4-12, Cromartie 8-2-10, Osgood 7-2-9, Kaeding 5-0-5, Binn 4-1-5, Cooper 1-3-4, Camarillo 3-0-3, Turner 3-0-3, Jue 2-1-3, Florence 2-0-2, Jammer 2-0-2, Floyd 1-0-1, Harris 1-0-1, Kiel 1-0-1, Jackson 0-1-1

Rushing	No.	Yds.	Avg.	Long	TD
Tomlinson	348	1815	5.2	85†	28
Turner	80	502	6.3	73	2
Neal	29	140	4.8	43	1
Rivers	48	49	1.0	15	0
Pinnock	4	25	6.3	15	0
Parker	2	19	9.5	18	0
Jackson	3	16	5.3	8	0
Whitehurst	2	13	6.5	14†	1
McCordell	1	8	8.0	8	0
Manumaleuna	1	1	1.0	1	0
Volek	3	-3	-1.0	-1	0
Scifres	1	-7	-7.0	-7	0

Chargers	522	2578	4.9	85†	32
Opponents	386	1613	4.2	51	13

Receiving	No.	Yds.	Avg.	Long	TD
Gates	71	924	13.0	57†	9
Tomlinson	56	508	9.1	51†	3
Parker	48	659	13.7	38	0
McCordell	36	437	12.1	28	0
Jackson	27	453	16.8	55	6
Neal	17	83	4.9	21	0
Floyd	15	210	14.0	46†	3
Manumaleuna	14	91	6.5	19	3
Turner	3	47	15.7	30	0
Chargers	287	3412	11.9	57†	24
Opponents	307	3563	11.6	74†	19

Interceptions	No.	Yds.	Avg.	Long	TD
Jammer	4	57	14.3	35	0
Hart	3	37	12.3	22	0
Florence	3	24	8.0	23	0
Edwards	3	11	3.7	8	0
Merriman	1	10	10.0	10	0
Castillo	1	1	1.0	1	0
McCree	1	0	0.0	0	0
Chargers	16	140	8.8	35	0
Opponents	9	105	11.7	31†	1

Punting	No.	Yds.	Avg.	Net	TB	I-20	I-30	Lg.	B
Scifres	69	2893	41.9	38.2	2	35	71	0	0
Chargers	69	2893	41.9	38.2	2	35	71	0	0
Opponents	88	3923	44.6	38.6	7	23	72	0	0

Punt Returns	Ret.	FC	Yds.	Avg.	Lg.	TD
Parker	37	15	331	8.9	50	0
McCordell	5	7	39	7.8	12	0
Gordon	3	1	12	4.0	6	0
Chargers	45	23	382	8.5	50	0
Opponents	27	19	216	8.0	81	0

Kickoff Returns	Ret.	Yds.	Avg.	Long	TD
Turner	36	954	26.5	58	0
Cromartie	10	297	29.7	91	0
Neal	3	11	3.7	7	0
Gordon	2	55	27.5	32	0
Parker	2	19	9.5	12	0
Manumaleuna	1	14	14.0	14	0
Without	1	0	0.0	0	0
Chargers	55	1350	24.5	91	0
Opponents	90	1960	21.8	53	0

Field Goals	1-19	20-29	30-39	40-49	50+
Kaeding	0/0	7/7	11/12	7/9	1/1
Chargers	0/0	7/7	11/12	7/9	1/1
Opponents	0/0	5/5	10/11	6/7	2/3

Kaeding (47G,29G) (28G,31G,35G,44G) (34G,54G,40N) (28G,33G,22G) (24G,44G) (39G,31G,47N) (31G) (29G) (0) (0) (42G,36N) (34G,35G) (30G,22G) (46G, 40G) (47G,35G)

Defensive Tackles (solo-ast-total-pd-ff-fr-ftfl) Edwards 97-73-170-8-2-1-2, Jammer 77-12-89-17-0-0-0, Williams 44-40-84-2-0-0-2, Cooper 41-41-82-2-1-0-1, McCree 51-29-80-5-0-1-2, Kiel 47-32-79-2-1-1-4, Godfrey 45-31-76-2-2-0-4, Merriman 46-20-66-8-4-1-4, Florence 51-12-63-16-0-1, Phillips 48-15-63-8-4-2-6, Castillo 25-27-52-1-0-1-2, Olishansky 23-27-50-1-0-1-2, Cesaire 27-20-47-1-1-0-2, Polk 25-7-32-0-0-0-1, Hart 21-6-27-8-1-1-1, Harris 15-10-25-3-1-2-2, Bingham 7-13-20-0-0-0-0, Robinson 7-9-16-3-0-0-0, Jue 13-2-15-5-0-0-1, Wilhelm 6-8-14-3-0-0-1, Cromartie 9-2-11-5-0-0-0, Dobbins 0-4-4-0-0-0-0, McKinney 1-1-2-1-0-0-0, Gbaja-Biamila 1-0-1-0-0-0-0, Gordon 1-0-1-0-0-0-0, Gregory 0-0-0-1-0-0-0

Passing	Att.	Comp.	Yds.	Comp.%	Yds./Att.	TD	TD%	Int.	Int.%	Long	Sack/Lost	Rating
Rivers	460	284	3388	61.7	7.37	22	4.8	9	2.0	57†	27/144	92.0
Tomlinson	3	2	20	66.7	6.67	2	66.7	0	0.0	19†	0/0	125.0
Volek	2	1	4	50.0	2.00	0	0.0	0	0.0	4	1/6	56.3
Scifres	1	0	0	0.0	0.00	0	0.0	0	0.0	0	0/0	39.6
Chargers	466	287	3412	61.6	7.32	24	5.2	9	1.9	57†	28/150	93.0
Opponents	538	307	3563	57.1	6.62	19	3.5	16	3.0	74†	61/351	76.6

2005 FINAL STATISTICS

(9-7 Overall) Third AFC West - Marty Schottenheimer
Home (4-4); Away (5-3)

Date	W/L	Score	Opponent	Att.
09/11	L	24-28	Dallas †	67,679
09/18	L	17-20	@ Denver	75,310
09/25	W	45-23	@ New York Giants †	65,373
10/02	W	41-17	@ New England	68,756
10/10	L	22-24	Pittsburgh †	68,537
10/16	W	27-14	@ Oakland	52,666
10/23	L	17-20	@ Philadelphia	67,747
10/30	W	28-20	Kansas City †	65,750
11/06	W	31-26	@ New York Jets	77,662
11/20	W	48-10	Buffalo †	65,602
11/27	W	23-17 OT	@ Washington	84,930
12/04	W	34-10	Oakland †	66,436
12/11	L	21-23	Miami †	65,026
12/18	W	26-17	@ Indianapolis	57,389
12/24	L	7-20	@ Kansas City	75,956
12/31	L	7-23	Denver †	65,513

Team Statistics	Chargers	Opponents
TOTAL FIRST DOWNS	337	306
Rushing	116	90
Passing	191	189
Penalty	30	27
3rd Down: Made/Att	88/208	79/212
3rd Down Pct.	42.3	37.3
4th Down: Made/Att	11/17	10/20
4th Down Pct.	64.7	50
TIME OF POSSESSION	31:34	28:26
TOTAL NET YARDS	5567	4948
Avg. Per Game	347.9	309.3
Total Plays	1022	999
Avg. Per Play	5.4	5.0
NET YARDS RUSHING	2072	1349
Avg. Per Game	129.5	84.3
Total Rushes	465	386
NET YARDS PASSING	3495	3599
Avg. Per Game	218.4	224.9
Sacked/Yards Lost	31/243	46/289
Gross Yards	3738	3888
Att./Completions	526/338	567/338
Completion Pct.	64.3	59.6
Had Intercepted	16	10
PUNTS/AVERAGE	71/43.7	78/42.0
NET PUNTING AVG.	71/38.0	78/37.6
PENALTIES/YARDS	110/890	110/831
FUMBLES/BALL LOST	22/12	23/10
TOUCHDOWNS	51	36
Rushing	22	14
Passing	27	20
Returns	2	2

Score by Quarters	Q1	Q2	Q3	Q4	OT	PTS.
Chargers	93	139	74	106	6	418
Opponents	36	126	77	73	0	312

Scoring	TD	RU	PA	RT	PAT	FG	S	PTS.
Tomlinson	20	18	2	0	0/0	0/0	0	120
Kaeding	0	0	0	0	49/49	21/24	0	112
Gates	10	10	0	0	0/0	0/0	0	60
McCardell	9	9	0	0	0/0	0/0	0	54
Parker	3	0	3	0	0/0	0/0	0	18
Turner	3	0	0	0	0/0	0/0	0	18
Hart	2	0	0	2	0/0	0/0	0	12
Brees	1	1	0	0	0/0	0/0	0	6
Caldwell	1	0	1	0	0/0	0/0	0	6
Neal	1	0	1	0	0/0	0/0	0	6
Peele	1	0	1	0	0/0	0/0	0	6
Chargers	51	22	27	2	49/49	21/24	0	418
Opponents	36	14	20	2	34/35	20/29	1	312

2-Pt. Conversions: **Chargers 0-1**, Opponents 0-1

Sacks: Merriman 10.0, Phillips 7.0, Foley 4.5, Scott 4.5, Castillo 3.5, Edwards 3.0, Olishansky 3.0, Leber 2.0, Cooper 1.5, Cesaire 1.0, Davis 1.0, Fletcher 1.0, Godfrey 1.0, Harris 1.0, Kiel 1.0, Wilhelm 1.0. **Chargers 46.0**, Opponents 31.0

Special Teams Tackles (solo-ast-total): Milligan 14-7-21, Osgood 14-5-19, Phillips 15-0-15, Wilhelm 12-3-15, Hart 8-3-11, Cooper 9-0-9, Harris 6-2-8, Jue 4-1-5, Turner 4-0-4, Kaeding 3-0-3, Pinnock 3-0-3, Wilson 3-0-3, Merriman 2-1-3, Davis 2-0-2, Jammer 2-0-2, Peele 2-0-2, Scifres 2-0-2, Binn 1-0-1, Caldwell 1-0-1, Fletcher 1-0-1, Jackson 1-0-1, Neal 1-0-1

Passing	Att.	Comp.	Yds.	Comp.%	Yds./Att.	TD	TD%	Int.	Int.%	Long	Sack/Lost	Rating
Brees	500	323	3576	64.6	7.15	24	0.48	15	0.30	54	27/223	89.2
Rivers	22	12	115	54.5	5.23	0	0.00	1	0.45	22	3/16	50.4
Tomlinson	4	3	47	75.0	11.75	0	0.00	0	0.00	26t	0/0	153.1
McCardell	0	0	0	-	-	0	0.00	0	0.00	-	1/4	-
Chargers	526	338	3738	64.3	7.11	27	0.51	16	0.30	54	31/243	89.7
Opponents	567	338	3888	59.6	6.86	20	0.35	10	0.18	56	46/289	84.7

Rushing	No.	Yds.	Avg.	Long	TD
Tomlinson	339	1462	4.3	62	18
Turner	57	335	5.9	83t	3
Neal	29	98	3.4	9	0
Parker	4	55	13.8	30	0
Sproles	8	50	6.3	21	0
Brees	21	49	2.3	9	1
Caldwell	2	10	5.0	7	0
McCardell	2	6	3.0	3	0
Osgood	1	4	4.0	4	0
Pinnock	1	-1	-1.0	-1	0
Rivers	1	-1	-1.0	-1	0
Chargers	465	2072	4.5	83t	22
Opponents	386	1349	3.5	46	14

Receiving	No.	Yds.	Avg.	Long	TD
Gates	89	1101	12.4	38	10
McCardell	70	917	13.1	54	9
Parker	57	725	12.7	49	3
Tomlinson	51	370	7.3	41	2
Caldwell	28	352	12.6	43	1
Neal	24	145	6.0	21	1
Peele	11	35	3.2	11	1
Jackson	3	59	19.7	21	0
Sproles	3	10	3.3	6	0
Osgood	2	21	10.5	15	0
Chargers	338	3738	11.1	54	27
Opponents	338	3888	11.5	56	20

Interceptions	No.	Yds.	Avg.	Long	TD
Jue	3	28	9.3	20	0
Edwards	2	15	7.5	14	0
Hart	2	110	110.0	70t	2
Fletcher	1	19	19.0	19	0
Jammer	1	14	14.0	14	0
Wilhelm	1	10	10.0	10	0
Florence	1	9	9.0	9	0
Chargers	10	205	20.5	70t	2
Opponents	16	230	14.4	51	1

Punting	No.	Yds.	Avg.	Net	TB	I-20	Lg.	B
Scifres	71	3104	43.7	38.0	8	25	71	0
Chargers	71	3104	43.7	38.0	8	25	71	0
Opponents	78	3274	42.0	37.6	5	19	65	0

Punt Returns	Ret.	FC	Yds.	Avg.	Lg.	TD
Parker	18	9	106	5.9	15	0
Sproles	18	5	108	6.0	23	0
McCardell	3	3	31	10.3	14	0
Chargers	39	17	245	6.3	23	0
Opponents	26	19	244	9.4	52	0

Kickoff Returns	Ret.	Yds.	Avg.	Long	TD
Sproles	63	1528	24.3	58	0
Caldwell	3	99	33.0	60	0
Parker	1	16	16.0	16	0
Pinnock	1	24	24.0	24	0
Turner	1	0	0.0	0	0
Chargers	69	1667	24.2	60	0
Opponents	83	1856	22.4	54	0

Field Goals	1-19	20-29	30-39	40-49	50+
Kaeding	1/1	3/3	9/9	8/11	0/0
Chargers	1/1	3/3	9/9	8/11	0/0
Opponents	0/0	8/9	6/7	5/5	1/8

Defensive Tackles (solo-ast-total-pd-ff-tr-ftll): Edwards 114-40-154-11-2-0-2, Godfrey 56-22-78-3-1-1-4, Jammer 60-12-72-19-1-0-0, Kiel 49-10-59-6-1-0-0, Florence 47-7-54-11-0-0-2, Merriman 41-13-54-5-2-0-7, Williams 40-13-54-4-0-1-8, Castillo 37-12-49-3-1-0-6, Jue 30-12-42-8-0-0-0, Foley 28-10-38-3-1-0-2, Hart 26-9-35-6-1-2-0, Cooper 20-10-30-0-0-1, Olishansky 18-11-29-0-0-0-3, Fletcher 20-8-28-5-0-0-1, Davis 23-3-26-3-1-0-1, Cesaire 17-8-25-0-0-0-1, Leber 18-4-22-1-0-1-4, Phillips 18-2-20-2-2-1-3, Wilhelm 13-3-16-1-0-0-0, Wilson 12-2-14-0-0-0-0, Scott 11-2-13-2-0-0-0, Harris 2-0-2-1-0-0-0, Robinson 1-1-2-0-0-0-0, Bingham 1-0-1-0-0-0-0, McGarrhan 1-0-1-0-0-0-0, Ball 0-1-1-0-0-0-0

2004 FINAL STATISTICS

(12-4 Overall) First AFC West - Marty Schottenheimer Home (7-1); Away (5-3); Postseason (0-1)

Date	W/L	Score	Opponent	Att.
03/11	W	27-20	@ Houston	70,255
09/19	L	28-34	New York Jets	57,310
09/26	L	13-23	@ Denver	74,533
10/03	W	38-17	Tennessee	54,006
10/10	W	34-21	Jacksonville	52,101
10/17	L	20-21	@ Atlanta	70,187
10/24	W	17-6	@ Carolina	73,096
10/31	W	42-14	Oakland †	66,210
11/07	W	43-17	New Orleans	59,662
11/21	W	23-17	@ Oakland	46,905
11/28	W	34-31	@ Kansas City	77,447
12/05	W	20-17	Denver †	65,395
12/12	W	31-24	Tampa Bay †	65,858
12/19	W	21-0	@ Cleveland	72,489
12/26	L	31-34 OT	@ Indianapolis	57,330
01/02	W	24-17	Kansas City †	64,920

AFC Wild Card Playoffs				
01/08	L	17-20 OT	New York Jets	67,536

Team Statistics		Chargers	Opponents
TOTAL FIRST DOWNS			
Rushing		328	320
Passing		131	79
Penalty		160	200
Third Down: Made/Att.		37	41
Third Down Pct.		97/208	69/196
Fourth Down: Made/Att.		466	352
Fourth Down Pct.		5/8	13/24
Gross Yards		625	542
TIME OF POSSESSION		31:30	28:30
TOTAL NET YARDS		5542	5360
Avg. Per Game		346.4	335.0
Total Plays		996	991
Avg. Per Play		5.6	5.4
NET YARDS RUSHING		2185	1307
Avg. Per Game		136.6	81.7
Total Rushes		525	355
NET YARDS PASSING		3357	4053
Avg. Per Game		209.8	253.3
Sacked/Yards Lost		21/149	29/142
Gross Yards		3506	4195
Attempts/Completions		450/288	607/372
Completion Pct.		64.0	61.3
Had Intercepted		8	23
PUNTS/AVERAGE		69/43.1	64/42.4
NET PUNTING AVG.		69/38.4	64/37.0
PENALTIES/YARDS		108/875	109/940
FUMBLES/BALL LOST		27/10	19/10
TOUCHDOWNS		55	36
Rushing		24	15
Passing		29	19
Returns		2	2

Score by Quarters						
Chargers	Q1	Q2	Q3	Q4	OT	PTS.
Opponents	92	138	106	110	0	446
Opponents	37	97	52	125	3	313

Scoring	TD	RU	PA	RT	PAT	FG	S	PTS.
Kaeding	0	0	0	0	54/55	20/25	0	114
Tomlinson	18	17	1	0	0/0	0/0	0	108
Gates	13	0	13	0	0/0	0/0	0	78
Parker	4	0	4	0	0/0	0/0	0	24
Caldwell	3	0	3	0	0/0	0/0	0	18
Chatman	3	3	0	0	0/0	0/0	0	18
Brees	2	2	0	0	0/0	0/0	0	12
Dwight	2	0	1	1	0/0	0/0	0	12
Flutie	2	2	0	0	0/0	0/0	0	12
Osgood	2	0	2	0	0/0	0/0	0	12
Peele	2	0	2	0	0/0	0/0	0	12
D. Edwards	1	0	0	1	0/0	0/0	0	6
Floyd	1	0	1	0	0/0	0/0	0	6
Krause	1	0	1	0	0/0	0/0	0	6
McCardell	1	0	1	0	0/0	0/0	0	6
Chargers	55	24	29	2	54/55	20/25	1	446
Opponents	36	15	19	2	33/34	20/27	0	313

2-P. Conversions: Chargers 0-0, Opponents 2-2

Sacks: Floyd 10.0, Phillips 4.0, Williams 4.0, Godfrey 2.0, Leber 2.0, Scott 1.5, Dingle 1.0, D. Edwards 1.0, Fisk 1.0, Kiel 1.0, Olschansky 1.0, Cesaire 0.5, **Chargers 29.0**, Opponents 21.0

Special Teams Tackles (solo-st total): Hart 13-2-15, Milligan 13-2-15, Osgood 13-0-13, Fletcher 11-0-11, Chatman 9-1-10, Cooper 7-2-9, Phillips 7-2-9, Wilhelm 5-3-8, Peele 4-0-4, Florence 3-1-4, Moreno 3-1-4, Pippens 3-0-3, Butler 0-3-3, Dwight 2-0-2, Kaeding 2-0-2, Layne 2-0-2, Leber 2-0-2, Turner 2-0-2, Binn 1-0-1, Kiel 1-0-1, Polk 1-0-1, Scifres 1-0-1

Rushing	No.	Yds.	Avg.	Long	TD
Tomlinson	339	1335	3.9	42	17
Chatman	65	392	6.0	52	3
Turner	20	104	5.2	30	0
Brees	53	85	1.6	22	2
Dwight	4	54	13.5	48	0
Neal	16	53	3.3	8	0
Parker	4	45	11.3	20	0
Caldwell	4	45	11.3	20	0
Flutie	5	39	7.8	20	2
Pinnock	9	26	2.9	11	0
McCardell	1	3	3.0	3	0
Shaw	1	1	1.0	1	0
Rivers	4	-5	-1.2	-1	0
Chargers	525	2185	4.2	52	24
Opponents	355	1307	3.7	26	15

Receiving	No.	Yds.	Avg.	Long	TD
Gates	81	964	11.9	72t	13
Tomlinson	53	441	8.3	74t	1
Parker	47	690	14.7	79t	4
McCardell	31	393	12.7	31	1
Caldwell	18	310	17.2	58t	3
Osgood	15	308	20.5	65	2
Neal	13	66	5.1	12	0
Peele	10	84	8.4	17t	2
Krause	5	81	16.2	29	1
Turner	4	2	2.0	7	0
Floyd	3	49	16.3	27	1
Pinnock	3	26	8.7	14	0
Dwight	2	31	15.5	23t	1
Chatman	2	17	8.5	17	0
Brees	1	38	38.0	38	0
Chargers	288	3506	12.2	79t	29
Opponents	372	4195	11.3	50	19

Interceptions	No.	Yds.	Avg.	Long	TD
D. Edwards	5	49	9.8	30t	1
Florence	4	54	13.5	40	0
Wilson	3	12	4.0	12	0
Kiel	2	31	15.5	31	0
Foley	2	4	2.0	4	0
Hart	1	13	13.0	13	0
Jammer	1	12	12.0	12	0
Davis	1	4	4.0	4	0
Dingle	1	1	1.0	1	0
Fletcher	1	0	0.0	0	0
Phillips	1	0	0.0	0	0
Wilhelm	1	0	0.0	0	0
Chargers	23	180	7.8	40	1
Opponents	8	66	8.3	25	0

Punting	No.	Yds.	Avg.	Net	TB	I-20	Lg.	B
Scifres	69	2974	43.1	38.4	8	29	60	6
Chargers	69	2974	43.1	38.4	8	29	60	6
Opponents	64	2713	42.4	37.0	5	13	59	0

Punt Returns	Ret.	FC	Yds.	Avg.	Lg.	TD
Parker	27	10	237	8.8	32	0
Dwight	1	5	6	6.0	6	0
Florence	1	0	0	0.0	0	0
Chargers	29	15	243	8.4	32	0
Opponents	23	23	164	7.1	38	0

Kickoff Returns	Ret.	Yds.	Avg.	Long	TD
Dwight	50	1222	24.4	87t	1
Chatman	4	89	22.3	35	0
Welker	4	102	25.5	33	0
Butler	2	35	17.5	24	0
Neal	1	12	12.0	12	0
Turner	1	18	18.0	18	0
D. Edwards	0	0	0	0	0
Chargers	62	1478	23.8	87t	1
Opponents	83	1846	22.2	96t	2

Field Goals	1-19	20-29	30-39	40-49	50+
Kaeding	1/1	9/11	2/2	5/6	3/5
Chargers	1/1	9/11	2/2	5/6	3/5
Opponents	0/0	11/11	6/9	2/6	1/4

Defensive Tackles (solo-st-total-pd-fr-fc): Edwards 105-46-151-14-3-0-4, Kiel 71-25-96-10-0-1-2, Godfrey 68-19-87-3-3-1-9, Wilson 52-23-75-4-1-0-2, Foley 48-17-65-12-5-2-4, Jammer 53-9-62-10-0-0-1, Leber 47-11-58-1-0-3-1, Olschansky 24-15-39-2-0-0-4, Davis 32-6-38-10-0-0-0, Cooper 25-8-33-2-0-1-1, Florence 28-4-32-8-0-2, Williams 25-7-32-4-0-0-1, Fisk 19-11-30-2-0-1-1, Fletcher 24-3-27-5-0-1-0, Cesaire 18-6-24-3-0-0-1, Scott 14-5-19-2-0-0-5, Phillips 14-4-18-3-0-0-1, Hart 5-4-9-2-0-0-1, Moreno 6-2-8-0-0-0-1, Dingle 3-3-6-1-0-0-1, Wilhelm 5-0-5-2-0-0-0, Butler 3-1-4-0-0-0-0, Milligan 3-1-4-1-0-0-0, Ball 2-1-3-2-0-0-0, Downing 1-0-1-0-0-0-0

Passing	Att.	Comp.	Yds.	Comp.%	Yds./Att.	TD	TD%	Int.	Int.%	Long	Sack/Lost	Rating
Brees	400	262	3159	65.5	7.90	27	0.68	7	0.18	79t	18/131	104.8
Flutie	38	20	276	52.6	7.26	1	0.26	0	0.00	29	1/7	85.0
Rivers	8	5	33	62.5	4.13	1	12.5	0	0.00	13t	1/10	110.9
Tomlinson	2	1	38	50.0	19.00	0	0.00	0	0.00	38	1/1	95.8
McCardell	1	0	0	0.00	0.00	0	0.00	0	0.00	0	0/0	39.6
Scifres	1	0	0	0.00	0.00	0	0.00	1	1.00	0	0/0	6.0
Chargers	450	288	3506	64.0	7.75	29	0.64	8	0.18	79t	21/149	102.0
Opponents	607	372	4195	61.3	6.91	19	0.31	23	0.38	50	29/142	76.6

2003 FINAL STATISTICS

(4-12 Overall) Fourth AFC West - Marty Schottenheimer Home (2-6)*; Away (2-6)

Date	W/L	Score	Opponent	Att.
09/07	L	14-27	@ Kansas City	78,048
09/14	L	13-37	Denver †	65,445
09/21	L	10-24	Baltimore †	52,028
09/28	L	31-34 OT	@ Oakland	54,078
10/05	L	21-27	@ Jacksonville	48,954
10/19	W	26-20	@ Cleveland	73,238
10/27	L	10-26	Miami †*	73,014
11/02	L	7-20	@ Chicago	61,500
11/09	W	42-28	Minnesota †	64,738
11/16	L	8-37	@ Denver	75,217
11/23	L	27-34	Cincinnati †	52,069
11/30	L	24-28	Kansas City †	57,671
12/07	W	14-7	@ Detroit	61,544
12/14	L	21-38	Green Bay †	64,978
12/21	L	24-40	@ Pittsburgh	52,527
12/28	W	21-14	Oakland †	62,222

* Oct. 27 Game Played at Arizona's Sun Devil Stadium

Team Statistics	Chargers	Opponents
TOTAL FIRST DOWNS	290	326
Rushing	117	124
Passing	146	178
Penalty	27	24
Third Down: Made/Att.	62/197	97/231
Third Down Pct.	.315	.420
Fourth Down: Made/Att.	10/19	10/18
Fourth Down Pct.	.526	.556

TOTAL NET YARDS	5167	5593
Avg. Per Game	322.9	349.6
Total Plays	971	1072
Avg. Per Play	5.3	5.2
NET YARDS RUSHING	2146	2218
Avg. Per Game	134.1	138.6
Total Rushes	417	518
NET YARDS PASSING	3021	3375
Avg. Per Game	188.8	210.9
Sacked/Yards Lost	29/205	30/200
Gross Yards	326	3575
Attempts/Completions	525/297	524/322
Completion Pct.	.566	.615
Had Intercepted	19	13
POINTS/AVERAGE	83/41.6	74/42.7
NET PUNTING AVG.	83/36.0	74/36.4
PENALTIES/YARDS	126/1016	110/1006
FUMBLES/BALL LOST	20/12	22/7
TOUCHDOWNS	38	53
Rushing	16	12
Passing	21	36
Returns	1	5
TIME OF POSSESSION	27:52	32:08

Score by Quarters	Q1	Q2	Q3	Q4	OT	PTS.
Chargers	60	86	50	117	0	313
Opponents	121	140	60	117	3	441

Scoring	TD	RU	PA	RT	PAT	FG	S	PTS.
Tomlinson	17	13	4	0	0/0	0/0	0	102
Christie	0	0	0	0	36/36	15/20	0	81
Boston	7	7	0	0	0/0	0/0	0	44
E. Parker	3	0	3	0	0/0	0/0	0	18
Flutie	2	2	0	0	0/0	0/0	0	12
Gates	2	0	2	0	0/0	0/0	0	12
Osgood	2	0	2	0	0/0	0/0	0	12
Brees	1	0	1	0	0/0	0/0	0	6
Lassiter	1	0	0	1	0/0	0/0	0	6
Neal	1	1	0	0	0/0	0/0	0	6
Norman	1	0	1	0	0/0	0/0	0	6
Peelle	1	0	1	0	0/0	0/0	0	6
Alexander	0	0	0	0	0/0	0/0	0	2
Chargers	38	16	21	1	36/36	15/20	0	313
Opponents	53	12	36	5	52/53	23/26	1	441

2-Pt. Conversions: Alexander, Boston, Chargers 2-2, Opponents 0-0

Sacks: Cooper 6.5, Dingle 6.0, R. Johnson 4.0, Leber 3.0, Wiley 3.0, Moreno 2.0, Scott 1.0, Fisk 1.0, Leverte 1.0, Williams 1.0, Wilson 1.0, Edwards 0.5, Chargers 3.0, Opponents 29.0

Special Teams Tackles [solo-ast-total]: Chatman 16-0-16, Polk 14-2-16, Osgood 8-1-9, Kiel 7-2-9, Cooper 8-0-8, Binn 7-1-8, House 7-1-8, Pinnock 5-0-5, Johnson 3-2-5, Florence 4-0-4, Gates 4-0-4, Bennett 2-0-2, Mattos 2-0-2, Peelle 2-0-2, Ross 2-0-2, Wilson 2-0-2, Christie 1-0-1, Fox 1-0-1, Norman 1-0-1, Scifres 1-0-1, Wilson 1-0-1

Passing	Att.	Comp.	Yds.	Comp.%	Yds./Att.
Brees	356	205	2108	.576	5.92
Flutie	167	91	1097	.545	6.57
Bennett	1	0	0	.000	0.00
Tomlinson	1	1	21	100.0	21.00
Chargers	525	297	3226	.566	6.14
Opponents	524	322	3575	.615	6.82

Rushing	No.	Yds.	Avg.	Long	TD
Tomlinson	313	1645	5.3	73t	13
Flutie	33	168	5.1	17	2
Dwight	9	88	9.8	20	0
Brees	21	84	4.0	18	0
Neal	18	40	2.2	7	1
Caldwell	5	39	7.8	14	0
L. Johnson	4	26	6.5	18	0
E. Parker	3	21	7.0	13	0
Boston	3	18	6.0	13	0
Chatman	8	17	2.1	6	0
Chargers	417	2146	5.1	73t	16
Opponents	518	2218	4.3	58	12

Receiving	No.	Yds.	Avg.	Long	TD
Tomlinson	100	725	7.3	73t	4
Boston	70	880	12.6	46t	7
Gates	24	389	16.2	48	2
E. Parker	18	244	13.6	33t	3
Peelle	16	133	8.3	24	1
Neal	16	62	3.9	11	0
Dwight	14	193	13.8	32	0
Osgood	13	278	21.4	57t	2
Caldwell	6	80	15.0	15	0
Gilliam	8	95	10.8	37	0
Norman	6	72	12.0	21t	1
Chatman	5	54	10.8	23	0
Brees	1	21	21.0	21t	1
Chargers	297	3226	10.9	73t	21
Opponents	322	3575	11.1	60t	36

Interceptions	No.	Yds.	Avg.	Long	TD
Jammer	4	6	1.5	6	0
Davis	2	48	24.0	41	0
Edwards	2	27	13.5	15	0
Kiel	2	15	7.5	15	0
Lassiter	1	38	38.0	38t	1
Cooper	1	25	25.0	25	0
Wilson	1	-2	-2.0	-2	0
Chargers	13	157	12.1	41	1
Opponents	19	196	10.3	32	1

Punting	No.	Yds.	Avg.	Net	TB	I-20	Lg.	B
Bennett	82	3436	41.9	36.2	3	28	56	0
Christie	1	20	20.0	0	1	20	0	0
Chargers	83	3456	41.6	36.0	3	29	56	0
Opponents	74	3162	42.7	36.4	4	16	73	0

Punt Returns	Ret.	FC	Yds.	Avg.	Lg.	TD
L. Johnson	24	5	184	7.7	21	0
E. Parker	23	2	207	9.0	49	0
Dwight	2	2	0	0.0	2	0
Chargers	49	9	391	8.0	49	0
Opponents	38	20	409	10.8	80t	2

Kickoff Returns	Ret.	Yds.	Avg.	Long	TD
L. Johnson	50	1151	23.0	60	0
Dwight	22	488	22.2	32	0
Florence	4	47	11.8	24	0
Chatman	2	31	15.5	23	0
Pinnock	2	50	25.0	41	0
Carson TM	1	13	13.0	13	0
Neal	1	1	1.0	1	0
Peelle	1	14	14.0	14	0
Scott	1	9	9.0	9	0
Chargers	84	1804	21.5	60	0
Opponents	67	1437	21.6	85t	1

Field Goals	1-19	20-29	30-39	40-49	50+
Christie	1/1	6/6	3/3	3/7	2/3
Chargers	1/1	6/6	3/3	3/7	2/3
Opponents	0/0	5/6	5/6	12/13	1/1
Christie () (19G, 25G, 50N) (32G) () (44G, 50G, 43N, 42G, 32G) (51G) (#6N) () (48G, 26G) (40B, 48B, 21G) () (20G, 26G) (31G) ()					

Defensive Tackles [solo-ast-total-pd-ff-fr] Edwards 124-38-162-9-1-0, Moreno 78-17-95-4-1-2, Wilson 63-19-82-8-3-0, Leber 64-11-75-1-1-0, Jammer 57-14-71-13-0-1, Kiel 52-7-59-4-0-0, Lassiter 51-8-59-1-1-0, Davis 45-13-58-10-0-0, Fisk 41-10-51-0-0-1, Wiley 38-13-51-4-2-1, Dingle 31-6-37-1-2-1, Williams 24-9-33-1-1-0, Leverte 17-6-23-0-0-0, Fox 18-4-22-2-0-0, Scott 14-4-18-1-0-0, Florence 16-0-16-2-0-0, Johnson 12-1-13-0-2-0, Cooper 5-3-8-1-0-0, Polk 5-1-6-0-0-0, Salave'a 2-3-5-1-0-0, House 3-0-3-4-0-0, Cody 2-1-1-3-0-0, Ceshire 1-2-3-0-0-0, Carson 2-0-2-1-0-0, Hand 2-0-2-0-0-0

TD	TD%	Int.	Int.%	Long	Sack/Lost	Rating
11	.031	15	.042	68t	21/178	67.5
9	.054	4	.024	73t	8/27	82.8
0	.000	0	.000	0	0/0	39.6
0	.000	0	.000	21t	0/0	158.3
21	.040	19	.036	73t	29/205	73.1
36	.069	13	.025	60t	30/200	94.3

2002 FINAL STATISTICS

**(8-8 Overall) Third AFC West - Marty Schottenheimer
Home (5-3); Away (3-5)**

Date	W/L	Score	Opponent	Att.
09/08	W	34-6	@ Cincinnati	53,705
09/15	W	24-3	Houston †	56,098
09/22	W	23-15	@ Arizona	28,980
09/29	W	21-14	New England †	66,463
10/06	L	9-26	@ Denver	75,065
10/13	L	35-24	Kansas City †	58,995
10/20	W	27-21 OT	@ Oakland	60,974
11/03	L	13-44	New York Jets †	59,772
11/10	L	24-28	@ St. Louis	66,093
11/17	W	20-17 OT	San Francisco †	67,161
11/24	L	3-30	@ Miami	73,138
12/01	W	30-27 OT	Denver †	66,357
12/08	L	7-27	Oakland †	67,968
12/15	L	13-20	@ Buffalo	61,838
12/22	L	22-24	@ Kansas City	77,899
12/29	L	28-31 OT	Seattle †	52,159

Team Statistics

Chargers		Opponents	
TOTAL FIRST DOWNS	313	326	
Rushing	117	91	
Passing	166	205	
Penalty	30	30	
Third Down: Made/Att.	78/210	83/218	
Third Down Pct.	.371	.381	
Fourth Down: Made/Att.	4/12	7/11	
Fourth Down Pct.	.333	.636	
TOTAL NET YARDS	5325	6034	
Avg. Per Game	332.8	377.1	
Total Plays	1028	1056	
Avg. Per Play	5.2	5.7	
NET YARDS RUSHING	2137	1739	
Avg. Per Game	133.6	108.7	
Total Rushes	466	410	
NET YARDS PASSING	3188	4295	
Avg. Per Game	199.3	268.4	
Sacked/Yards Lost	24/180	39/231	
Gross Yards	368	456	
Attempts/Completions	538/324	607/375	
Completion Pct.	.602	.618	
Had Intercepted	16	17	
PUNTS/AVERAGE	89/39.6	83/40.1	
NET PUNTING AVG.	89/34.3	83/33.2	
PENALTIES/YARDS	100/805	103/854	
FUMBLES/BALL LOST	16/8	16/10	
TOUCHDOWNS			
Rushing	40	43	
Passing	19	15	
Returns	17	26	
TIME OF POSSESSION	29:57	30:03	

Score by Quarters

	Q1	Q2	Q3	Q4	OT	PTS.
Chargers	61	109	63	88	12	333
Opponents	103	86	65	110	3	367

Scoring

	TD	RU	PA	RT	PAT	FG	S	PTS.
Tomlinson	15	14	1	0	0/0	0/0	0	90
Christie	0	0	0	0	35/36	18/26	0	89
Conway	7	2	5	0	0/0	0/0	0	42
Caldwell	0	3	0	0/0	0/0	0/0	0	20
Dwight	3	1	2	0	0/0	0/0	0	18
McCrary	3	0	3	0	0/0	0/0	0	18
Edwards	2	0	0	2	0/0	0/0	0	12
Alexander	1	0	1	0	0/0	0/0	0	6
Brees	1	1	0	0	0/0	0/0	0	6
Fletcher	1	1	0	0	0/0	0/0	0	6
Johnson	1	0	0	1	0/0	0/0	0	6
McNeil	1	0	0	1	0/0	0/0	0	6
Norman	1	0	1	0	0/0	0/0	0	6
E. Parker	1	0	1	0	0/0	0/0	0	6
Chargers	40	19	17	4	25/26	18/26	1	333
Opponents	43	15	26	2	42/42	21/31	1	367

2-Pt. Conversions: Caldwell, Chargers 1-3, Opponents 1-1

Sacks: Johnson 6.5, Wiley 6.0, Leber 5.0, Dingle 4.0, Carson 3.5, Fisk 3.0, J. Williams 2.5, Harrison 2.0, Molden 2.0, Scott 2.0, Seu 1.5, Polk 1.0, **Chargers 39.0**, Opponents 24.0

Special Teams Tackles (solo-ast-total): Polk 13-0-13, Goodspeed 11-1-12, Moreno 8-3-11, Ruff 10-0-10, Peelle 7-0-7, Beckett 5-0-5, Chatman 4-0-4, Lyle 3-1-4, Cody 3-0-3, Leber 3-0-3, Sanchez 3-0-3, Jammer 2-1-3, Bennett 2-0-2, Caldwell 2-0-2, Christie 2-0-2, Fletcher 2-0-2, Jenkins 2-0-2, McCrary 2-0-2, Binn 1-1-2, Norman 1-1-2, Fox 1-0-1, Richey 1-0-1

	No.	Yds.	Avg.	Long	TD
Rushing					
Tomlinson	372	1683	4.5	76	14
Brees	38	130	3.4	15	1
Fletcher	26	128	4.9	15	1
Dwight	12	108	9.0	20	1
Conway	7	53	7.6	22	2
Chatman	6	19	3.2	11	0
Caldwell	2	9	4.5	6	0
Flutie	1	6	6.0	6	0
McCrary	2	1	0.5	2	0
Chargers	466	2137	4.6	76	19
Opponents	410	1739	4.2	61	15

	No.	Yds.	Avg.	Long	TD
Receiving					
Tomlinson	79	489	6.2	30	1
Conway	57	852	14.9	52	5
Dwight	50	623	12.5	42	2
Alexander	45	510	11.3	32	1
Caldwell	22	208	9.5	26	3
McCrary	22	96	4.4	25	3
E. Parker	17	268	15.8	31	1
Norman	16	201	12.6	29	1
Fletcher	10	62	6.2	13	0
Chatman	3	44	14.7	25	0
Peelle	3	15	5.0	10	0
Chargers	324	3368	10.4	52	17
Opponents	375	4526	12.1	99	26

	No.	Yds.	Avg.	Long	TD
Interceptions					
Edwards	5	95	19.0	46	1
Molden	3	9	3.0	8	0
Lyle	2	26	13.0	26	0
Harrison	2	2	1.0	2	0
Wiley	1	40	40.0	40	0
Fox	1	25	25.0	25	0
Seau	1	25	25.0	25	0
McNeil	1	16	16.0	16	0
Moreno	1	8	8.0	8	0
Chargers	17	246	14.5	46	1
Opponents	16	204	12.8	45	1

	No.	Yds.	Avg.	Net	TB	I-20	Lg.	B
Bennett	87	3540	40.7	34.3	6	31	63	2
Chargers	89	3540	39.8	34.3	6	31	63	2
Opponents	83	3332	40.1	33.2	13	16	61	1

	Ret.	FC	Yds.	Avg.	Lg.	TD
Punt Returns						
Dwight	19	11	231	12.2	37	0
Vanover	16	4	86	5.4	16	0
Caldwell	2	0	-2	-1.0	0	0
Chargers	37	15	315	8.5	37	0
Opponents	36	28	369	10.3	52	1

	Ret.	Yds.	Avg.	Long	TD
Kickoff Returns					
Jenkins	40	925	23.1	56	0
Vanover	14	323	23.1	39	0
Caldwell	9	220	24.4	39	0
Dwight	8	166	20.8	26	0
Carson	1	14	14.0	14	0
Fletcher	1	22	22.0	22	0
Chargers	73	1670	22.9	56	0
Opponents	53	1059	20.0	65	0

	Field Goals	1-19	20-29	30-39	40-49	50+
Christie	0/0	8/8	5/6	4/3	1/3	
Chargers	0/0	8/8	5/6	4/9	1/3	
Opponents	0/0	9/10	6/6	3/9	3/6	

Christie (28G, 27G) [50N] [50B] [24G] [11] [1] [41G] [4+4B, 36G, 40G] [38G, 42N] [42N, 20G, 40G, 49N, 38B, 27G] [1] [39G, 44N, 53G] [30G, 49G, 24G] [26G, 29G]

Defensive Tackles (solo-ast-total-pd-ff-fr): Edwards 100-29-129-11-0-1, Harrison 69-19-88-8-2-0, Seu 60-24-84-7-1-0, McNeil 72-7-79-12-0-4, Molden 68-11-79-9-2-2, Jammer 56-8-64-10-0-0, Leber 40-9-49-1-3-0, Johnson 31-9-40-1-0-1, Fisk 28-10-38-0-0-0, Wiley 31-5-26-5-1-0, Beckett 32-2-34-2-1-0, Moreno 28-4-32-1-0-0, Carson 22-9-31-3-0-1, Lyle 23-4-27-2-1-0, Dingle 24-1-25-0-0-1, Williams 20-4-24-2-1-0, Fox 17-6-23-3-0-0, Scott 8-0-8-2-1-0, Ruff 4-0-4-0-0-0, Sanchez 4-0-4-0-0-0, Cody 3-1-4-0-0-0, Polk 3-1-4-0-0-0, Wilson 3-0-3-0-0-0, Binn 0-1-1-0-0-0

	Passing	Att.	Comp.	Yds.	Comp.%	Yds./Att.	TD	TD%	Int.	Int.%	Long	Sack/Lost	Rating
Brees	526	320	328	608	6.24	17	.032	16	.030	52	24/180	76.9	
Flutie	11	3	64	2.73	5.82	0	.000	0	.000	47	0/0	51.3	
Caldwell	1	1	20	1.000	20.00	0	.000	0	.000	20	0/0	118.8	
Chargers	538	324	3368	.602	6.26	17	.032	16	.030	52	24/180	76.5	
Opponents	607	375	4526	.618	7.46	26	.043	17	.028	99	39/213	87.2	

2001 FINAL STATISTICS

(5-11 Overall) Fifth AFC West - Mike Riley Home (4-4); Away (1-7)

Date	W/L	Score	Opponent	Att.
09/09	W	30-3	Washington †	60,629
09/23	W	33-21	@ Dallas	63,430
09/30	W	28-14	Cincinnati †	56,048
10/07	L	16-20	@ Cleveland	73,018
10/14	L	26-29 OT	@ New England	60,292
10/21	W	27-10	Denver †	67,521
10/28	W	27-24	Buffalo †	63,698
11/04	L	20-25	Kansas City †	58,789
11/11	L	16-26	@ Denver	74,951
11/18	L	24-34	@ Oakland	61,960
11/25	L	17-20	Arizona †	49,398
12/02	L	10-13 OT	@ Seattle	55,466
12/09	L	14-24	@ Philadelphia	65,438
12/15	L	6-13	Oakland †	67,349
12/23	L	17-20	@ Kansas City	76,131
12/30	L	22-25	Seattle †	51,412

Team Statistics

	Chargers	Opponents
TOTAL FIRST DOWNS	290	290
Rushing	92	99
Passing	177	166
Penalty	21	25
Third Down: Made/Att.	79/221	84/224
Third Down Pct.	.357	.375
Fourth Down: Made/Att.	3/4	7/12
Fourth Down Pct.	.750	.583
TOTAL NET YARDS	5200	4904
Avg. Per Game	325.0	306.5
Total Plays	1010	1025
Avg. Per Play	5.1	4.8
NET YARDS RUSHING	1695	1504
Avg. Per Game	105.9	94.0
Total Rushes	435	449
NET YARDS PASSING	3505	3400
Avg. Per Game	219.1	212.5
Sacked/Yards Lost	27/180	41/218
Gross Yards	3685	3618
Attempts/Completions	548/309	535/317
Completion Pct.	.564	.593
Had Intercepted	18	19
PUNTS/AVERAGE	78/42.4	90/42.1
NET PUNTING AVG.	36.9	36.8
PENALTIES/YARDS	97/777	79/632
FUMBLES/BALL LOST	26/11	33/12
TOUCHDOWNS	35	35
Rushing	13	10
Passing	16	24
Returns	6	1
TIME OF POSSESSION	30:15	29:45

Score by Quarters

Chargers	Q1	Q2	Q3	Q4	OT	PTS.
Chargers	81	51	81	119	0	332
Opponents	60	109	46	100	6	321

Scoring

	TD	RU	PA	RT	PAT	FG	S	PTS.
Richey	0	0	0	0	26/26	21/32	0	89
Tomlinson	10	10	0	0	0/0	0/0	0	60
Conway	7	1	6	0	0/0	0/0	0	42
Christie TM	0	0	0	6/6	9/11	0	33	33
J. Graham	5	0	0	0/0	0/0	0	30	30
F. Jones	4	0	4	0/0	0/0	0	24	24
Dwight	2	1	0	0/0	0/0	0	12	12
Jenkins	2	0	0	2	0/0	0/0	0	12
Flutie	1	1	0	0/0	0/0	0	6	6
Harris	1	0	0	1	0/0	0/0	0	6
Heiden	1	0	1	0/0	0/0	0	6	6
Johnson	1	0	0	1	0/0	0/0	0	6
Perry	1	0	0	1	0/0	0/0	0	6
Chargers	35	13	16	6	32/32	30/43	0	332
Opponents	35	10	24	1	31/33	26/35	0	321

2-Pt. Conversions: Chargers 0-3, Opponents 1-2

Sacks: Wiley 13.0, Johnson 9.5, R. Harrison 3.5, Carson 3.0, Dixon 2.0, Parrella 2.0, Dingle 1.0, Fontenot 1.0, L. Harrison 1.0, Moreno 1.0, Rogers 1.0, Ruff 1.0, Seau 1.0, Tanuvasa 1.0. **Chargers 41.0**, Opponents 27.0

Special Teams Tackles (solo-ast-total): Humphrey 9-5-14, Harris 10-2-12, Carswell 10-0-10, Jenkins 10-0-10, Moreno 9-1-10, Beckett 6-0-6, Sanchez 5-0-5, McCrary 4-1-5, Rogers 4-1-5, Cody 4-0-4, Holecak 4-0-4, Polk 4-0-4, Perry 1-3-4, Binn 3-0-3, Ruff 3-0-3, Richey 2-1-3, L. Harrison 2-0-2, Heiden 2-0-2, Fletcher 1-0-1

Passing	Att.	Comp.	Yds.	Comp. %	Yds./Att.
Flutie	521	294	3464	.564	6.65
Brees	27	15	221	.556	8.19
Chargers	548	309	3685	.564	6.72
Opponents	535	317	3618	.593	6.76

Rushing	No.	Yds.	Avg.	Long	TD
Tomlinson	339	1236	3.6	54	10
Flutie	53	192	3.6	16	1
Conway	7	116	16.6	67t	1
Fletcher	29	107	3.7	16	0
Dwight	2	24	12.0	16t	1
Brees	2	18	9.0	13	0
McCrary	2	3	1.5	2	0
Jenkins	1	-1	-1.0	-1	0
Chargers	435	1695	3.9	67t	13
Opponents	449	1504	3.3	26	10

Receiving	No.	Yds.	Avg.	Long	TD
Conway	71	1125	15.8	72t	6
Tomlinson	59	367	6.2	27	0
J. Graham	52	811	15.6	61t	5
F. Jones	35	388	11.1	34	4
Dwight	25	406	16.2	78	0
Fletcher	23	184	8.0	27	0
Gaylor	14	217	15.5	31	0
McCrary	13	71	5.5	12	0
Heiden	8	55	6.9	16	1
R. Jones TM	5	29	5.8	11	0
Batteaux	3	25	8.3	17	0
Harris	1	7	7.0	7	0
Chargers	309	3685	11.9	78	16
Opponents	317	3618	11.4	80t	24

Interceptions	No.	Yds.	Avg.	Long	TD
McNeil	8	55	6.9	33	0
R. Harrison	2	51	25.5	22	0
Perry	2	37	18.5	37t	1
Cody	2	3	1.5	3	0
Beckett	1	8	8.0	8	0
Dixon	1	5	5.0	6	0
Seau	1	2	2.0	2	0
Fontenot	1	0	0.0	0	0
Molden	1	0	0.0	0	0
Chargers	19	162	8.5	37t	1
Opponents	18	135	7.5	41	0

Punting	No.	Yds.	Avg.	Net	TB	I-20	Lg.	B
Bennett	78	3308	42.4	36.9	4	25	62	0
Chargers	78	3308	42.4	36.9	4	25	62	0
Opponents	90	3789	42.1	36.8	3	25	63	0

Punt Returns	Ret.	FC	Yds.	Avg.	Lg.	TD
Dwight	24	12	271	11.3	84t	1
Milburn TM	17	4	139	8.2	19	0
R. Jones TM	3	0	5	1.7	5	0
Chargers	44	16	415	9.4	84t	1
Opponents	32	15	346	10.8	40	0

Kickoff Returns	Ret.	Yds.	Avg.	Long	TD
Jenkins	58	1541	26.6	93t	2
R. Jones TM	4	126	31.5	74	0
Carson	1	10	10.0	10	0
Fletcher	1	11	11.0	11	0
Harris	1	19	19.0	19	0
Whitman	1	9	9.0	9	0
Chargers	66	1716	26.0	93t	2
Opponents	64	1671	26.1	70	0

Field Goals	1-19	20-29	30-39	40-49	50+
Richey	0/0	13/15	4/7	3/7	1/3
Christie TM	0/0	4/4	3/5	2/2	0/0
Chargers	0/0	17/19	7/12	5/9	1/3
Opponents	1/1	11/11	6/6	7/16	1/1

Richey (21G, 48G, 32G) (22G, 24G, 23G, 41N, 43G) (88N) (22G, 21G, 38G) (21G, 36N, 27G, 59N) (21G, 51G) (37G, 25G, 36N, 41N) (43N, 48G, 35G) (29G) (26G) (25N, 26G, 27N) (53N) (11) (46N) (1)
Christie (11) (1) (1) (1) (1) (1) (1) (1) (26G) (34N, 37N) (29G, 31G) (27G) (32G, 25G, 40G, 41G, 36G)

Defensive Tackles (solo-ast-total-pd-ff-fr)	R. Harrison	J. Harrison	McNeil	Parrella	Dwight	Johnson	Wiley	Tomlinson	Dingle	Fontenot	L. Harrison	Moreno	Rogers	Ruff	Seau	Tanuvasa	Wiley																																								
	11-17-108	13-2-1	Seau 8-12-96	2-1	Beckett 7-21-93	5-1-1	McNeil 65-12-71	16-1-0	Ruff 59-15-74	4-0-1	Parrella 61-6-67	1-0-1	Dixon 48-14-62	3-0-0	Cody 53-6-59	5-0-0	Wiley 38-9-47-2	5-0		Johnson 28-10-38	1-2-2	Carson 24-9-33	3-0-2	Perry 20-4-24	5-1-1	Molden 18-1-19	5-0-0	L. Harrison 15-2-17	1-0-0	Sanchez 14-0-14	1-0-0	Dingle 10-1-11	1-0-0	Holecak 8-1-9	0-0-0	Mohring 5-3-8	1-0-0		Carswell 4-3	7-0-0	Fontenot 4-3	7-1-0	Moreno 5-1-6	0-1-0	Rogers 3-1	4-0-0	Williams 2-0	2-0-0-1	Turner 1-1	2-0-0-0	Harris 1-0	1-0-1	1-1	Tanuvasa 1-0	1-0-0-0	Richey 0-1	1-0-0-0
	Johnson 28-10-38	1-2-2	Carson 24-9-33	3-0-2	Perry 20-4-24	5-1-1	Molden 18-1-19	5-0-0	L. Harrison 15-2-17	1-0-0	Sanchez 14-0-14	1-0-0	Dingle 10-1-11	1-0-0	Holecak 8-1-9	0-0-0	Mohring 5-3-8	1-0-0		Carswell 4-3	7-0-0	Fontenot 4-3	7-1-0	Moreno 5-1-6	0-1-0	Rogers 3-1	4-0-0	Williams 2-0	2-0-0-1	Turner 1-1	2-0-0-0	Harris 1-0	1-0-1	1-1	Tanuvasa 1-0	1-0-0-0	Richey 0-1	1-0-0-0																			
	Carswell 4-3	7-0-0	Fontenot 4-3	7-1-0	Moreno 5-1-6	0-1-0	Rogers 3-1	4-0-0	Williams 2-0	2-0-0-1	Turner 1-1	2-0-0-0	Harris 1-0	1-0-1	1-1	Tanuvasa 1-0	1-0-0-0	Richey 0-1	1-0-0-0																																						

TD	TD%	Int.	Int %	Long	Sack/Lost	Rating
15	.029	18	.035	78	25/168	72.0
1	.037	0	.000	40	2/12	94.8
16	.029	18	.033	78	27/180	73.1
24	.045	19	.036	80t	41/218	79.8

2000 FINAL STATISTICS

(1-15 Overall) Fifth AFC West - Mike Riley

Home (1-7); Away (0-8)

Date	W/L	Score	Opponent	Att.
09/03	L	6-9	@ Oakland	56,373
09/10	L	27-28	@ New Orleans †	51,300
09/17	L	10-42	@ Kansas City	77,604
09/24	L	12-20	Seattle †	47,233
10/01	L	31-57	@ St. Louis	66,010
10/08	L	7-21	Denver †	56,079
10/15	L	24-27 OT	@ Buffalo	72,351
10/29	L	13-15	Oakland †	66,659
11/05	L	15-17	@ Seattle	59,884
11/12	L	7-17	Miami †	56,896
11/19	L	37-38	@ Denver	75,218
11/26	W	17-16	Kansas City †	47,228
12/03	L	17-45	San Francisco †	57,255
12/10	L	3-24	@ Baltimore	68,805
12/17	L	22-30	@ Carolina	72,159
12/24	L	21-34	Pittsburgh †	50,809

Team Statistics		Chargers		Opponents	
TOTAL FIRST DOWNS					
Rushing	63	312	76	312	
Passing	156	195	41	195	
Penalty	32	41		32	
Third Down: Made/Att.	72/219	91/242		72/219	
Third Down Pct.	329	376		329	
Fourth Down: Made/Att.	3/14	5/9		3/14	
Fourth Down Pct.	214	556		214	
TOTAL NET YARDS					
Avg. Per Game	268.8	309.9		268.8	
Total Plays	982	1061		982	
Avg. Per Play	4.4	4.7		4.4	
NET YARDS RUSHING					
Avg. Per Game	66.4	88.9		66.4	
Total Rushes	351	470		351	
NET YARDS PASSING					
Avg. Per Game	32.38	35.37		32.38	
Sacked/Yards Lost	53/302	39/249		53/302	
Gross Yards	3540	3786		3540	
Attempts/Completions	578/311	552/326		578/311	
Completion Pct.	53.9	59.1		53.9	
Had Intercepted	30	16		30	
PUNTS/AVERAGE					
NET PUNTING AVG.	92/46.2	91/41.5		92/46.2	
PENALTIES/YARDS	36.2	36.4		36.2	
FUMBLES/BALL LOST	121/1036	106/851		121/1036	
TOUCHDOWNS					
Rushing	7	50		7	
Passing	31	10		31	
Returns	19	33		19	
Time of Possession	28:08	31:52		28:08	

Score by Quarters		Chargers		Opponents	
Q1	Q2	Q3	Q4	OT	PTS.
58	99	60	52	0	269
77	128	110	122	3	440

Scoring		Chargers		Opponents				
TD	RU	PA	RT	PAT	FG	S	PTS	
Carney	0	0	0	27/27	18/25	0	81	
Conway	5	0	5	0/0	0/0	0	30	
F. Jones	5	0	5	0/0	0/0	0	30	
Fletcher	4	3	1	0/0	0/0	0	24	
J. Graham	4	0	4	0/0	0/0	0	24	
Chaney	2	2	0	0/0	0/0	0	12	
Fazande	2	2	0	0/0	0/0	0	12	
McCrary	2	2	0	0/0	0/0	0	12	
Dixon	1	0	1	0/0	0/0	0	6	
Dumas	1	0	1	0/0	0/0	0	6	
Gaylor	1	0	1	0/0	0/0	0	6	
Harrison	1	0	1	0/0	0/0	0	6	
Heiden	1	0	1	0/0	0/0	0	6	
R. Jenkins	1	0	1	0/0	0/0	0	6	
Turner	1	0	1	0/0	0/0	0	6	
Fontenot	0	0	0	0/0	0/0	1	2	
Chargers	31	7	19	5	27/27	18/25	1	269
Opponents	50	10	33	7	46/46	30/34	1	440

2-Pt. Conversions: Chargers 0-4, Opponents 1-4

Sacks: Parrella 7.0, Harrison 6.0, Mickell 6.0, Dixon 5.0, Fontenot 4.0, Seau 3.5, Dixon 2.5, Beckett 1.0, Dumas 1.0, Lewis 1.0, Rusk 1.0, Williams 1.0, **Chargers 39.0**, Opponents 53.0

Special Teams Statistics (solo-ast-total): Tovar 11-1-12, McCrary 11-0-11, Beckett 10-0-10, Turner 9-0-9, Taylor 8-1-9, Rusk 8-0-8, Heiden 7-0-7, Humphrey 6-1-7, Bynum 5-0-5, Darden 5-0-5, Davis 4-0-4, Reeves 3-1-4, Binn 3-0-3, Fletcher 3-0-3, R. Jenkins 3-0-3, Ruff 3-0-3, Denton 2-1-3, Bennett 1-0-1, Brown 1-0-1, Hatcher 1-0-1, Jackson 1-0-1

Rushing	No.	Yds.	Avg.	Long	TD
Fletcher	116	384	3.3	21	3
Fazande	119	368	3.1	26	2
Chaney	42	141	3.4	14	2
Leaf	28	54	1.9	14	0
Conway	3	31	10.3	13	0
Bynum	7	26	3.7	9	0
Harbaugh	16	24	1.5	7	0
Moreno	5	20	4.0	13	0
McCrary	7	8	1.1	4	0
R. Jenkins	8	6	0.8	4	0
Chargers	351	1062	3.0	26	7
Opponents	470	1422	3.0	49	10

Receiving	No.	Yds.	Avg.	Long	TD
F. Jones	71	766	1.8	44	5
J. Graham	55	907	16.5	83t	4
Conway	53	712	13.4	68t	5
Fletcher	48	315	7.4	26	1
R. Jones	22	253	11.5	34	0
McCrary	18	141	7.8	19	2
Fazande	16	104	6.5	17	0
Gaylor	13	182	14.0	62t	1
Heiden	6	32	5.3	10	1
Ricks TM	3	35	11.7	23	0
Bynum	2	13	6.5	7	0
Jacquet	1	25	25.0	25	0
Davis	1	8	8.0	8	0
Chaney	1	6	6.0	6	0
R. Jenkins	1	1	1.0	1	0
Chargers	311	3540	11.4	83t	19
Opponents	326	3786	11.6	68t	33

Interceptions	No.	Yds.	Avg.	Long	TD
Harrison	6	97	16.2	63t	1
Seau	2	2	1.0	2	0
Turner	1	72	75.0	75t	1
Dumas	1	56	56.0	56t	1
Dixon	1	36	36.0	36t	1
Ruff	1	18	18.0	18	0
D. Jenkins	1	16	16.0	16	0
Beckett	1	7	7.0	7	0
Lewis	1	6	6.0	3	0
Brown	1	0	0.0	0	0
Chargers	16	313	19.6	75t	4
Opponents	30	515	17.2	69t	3

Punting	No.	Yds.	Avg.	Net	TB	I-20	Lg.	B
Bennett	92	4248	46.2	36.2	10	23	66	0
Chargers	92	4248	46.2	36.2	10	23	66	0
Opponents	91	3780	41.5	36.4	10	32	68	1

Punt Returns	Ret.	FC	Yds.	Avg.	Lg.	TD
Jacquet TM	30	8	211	7.0	35	0
R. Jones	9	3	53	5.9	17	0
J. Graham	3	6	7	2.3	7	0
Dumas	1	6	1	1.0	1	0
D. Jenkins	1	0	0	0.0	0	0
Chargers	44	17	272	6.2	35	0
Opponents	51	10	722	14.2	64t	1

Kickoff Returns	Ret.	Yds.	Avg.	Long	TD
R. Jenkins	67	1531	22.9	93t	1
Bynum	13	242	18.6	39	0
D. Graham	1	0	0.0	0	0
Jacox	1	8	8.0	8	0
R. Jones	1	11	11.0	11	0
Chargers	83	1792	21.6	93t	1
Opponents	61	1471	24.1	98t	1

Field Goals	1-19	20-29	30-39	40-49	50+
Carney	1/1	3/3	5/7	7/10	2/4
Chargers	1/1	3/3	5/7	7/10	2/4
Opponents	1/1	13/13	10/11	4/7	2/2

Defensive Statistics (solo-ast-total-pd-ff-fr): Harrison 101-26-127-17-1-0, Seau 103-19-122-11-0-0, Dumas 64-11-75-6-0-0, Ruff 54-14-68-5-0-0, Parrella 51-11-65-6-1-0, Dixon 53-9-62-6-0-1, Dixon 50-5-55-5-0-0, Williams 46-7-53-1-1-0, Beckett 28-11-39-2-0-0, Brown 28-7-35-10-0-0, Mickell 34-1-35-1-2-0, Lewis 28-2-30-4-1-1, Fontenot 21-4-25-1-1-0, Dingle 15-1-16-2-0-0, Darden 13-2-15-0-0-0, Moberg 9-2-11-0-0-0, Jackson 9-0-9-0-0-0, Turner 8-0-8-1-0-0, Tovar 5-2-7-0-0-0, Smith 5-1-6-1-0-0, Rusk 5-0-5-0-0-0, Denton 3-0-3-1-0-0, Hatcher 3-0-3-0-0-0, Taylor 3-0-3-0-0-0, Carson 2-0-2-0-0-0, Simpson 2-0-2-0-0-1, Harvey 1-0-1-0-0-0, Humphrey 1-0-1-0-0-0

Passing	Att.	Comp.	Yds.	Comp. %	Yds./Att.	TD	TD%	Int.	Int. %	Long	Sack/Lost	Rating
Leaf	322	161	1883	.500	5.85	11	.034	18	.056	83t	13/155	56.2
Harbaugh	202	123	1416	.609	7.01	8	.040	10	.050	62t	14/96	74.6
Moreno	53	27	241	.509	4.55	0	.000	2	.038	26	8/51	47.8
Chaney	1	0	0.00	.000	0.00	0	.000	0	.000	0	0/0	39.6
Chargers	578	311	3540	.538	6.12	19	.033	30	.052	83t	53/302	61.8
Opponents	552	326	3786	.591	6.86	33	.060	16	.029	68t	39/249	87.7

1999 FINAL STATISTICS

(8-8 Overall) Third AFC West - Mike Riley
Home (4-4); Away (4-4)

Date	W/L	Score	Opponent	Att.
09/19	W	34-7	@ Cincinnati	47,660
09/26	L	19-27	Indianapolis †	56,942
10/03	W	21-14	Kansas City †	58,039
10/10	W	20-10	@ Detroit	61,481
10/17	W	13-10	Seattle †	59,432
10/24	L	3-31	Green Bay †	68,274
10/31	L	0-34	@ Kansas City	78,473
11/07	L	17-33	Denver †	61,204
11/14	L	9-28	@ Oakland	43,353
11/21	L	20-23 OT	Chicago †	56,055
11/28	L	27-35	@ Minnesota	64,232
12/05	W	23-10	Cleveland †	53,147
12/12	W	19-16	@ Seattle	66,318
12/19	L	9-12	@ Miami	73,765
12/26	W	23-20	Oakland †	63,846
01/02	W	12-6	@ Denver	69,278

Team Statistics		Chargers		Opponents	
TOTAL FIRST DOWNS					
		262		279	
Rushing		69		77	
Passing		171		181	
Penalty		22		21	
Third Down: Made/Att.		89/242		84/229	
Third Down Pct.		.368		.367	
Fourth Down: Made/Att.		6/14		6/11	
Fourth Down Pct.		.429		.545	
TOTAL NET YARDS					
Avg. Per Game		4589		4905	
Total Plays		1039		1022	
Avg. Per Play		4.4		4.8	
NET YARDS RUSHING					
Avg. Per Game		1246		1321	
Total Rushes		429		432	
NET YARDS PASSING					
Avg. Per Game		3343		3584	
Total Passes		208.9		224.0	
Sacked/Yards Lost		46/284		41/263	
Gross Yards		3627		3847	
Attempts/Completions		583/332		549/315	
Completion Pct.		.569		.574	
Had Intercepted		24		15	
PUNTS/AVERAGE					
		89/43.9		85/40.5	
NET PUNTING AVG.					
		38.7		35.2	
PENALTIES/YARDS					
		104/823		117/909	
FUMBLES/BALL LOST					
		29/11		30/12	
TOUCHDOWNS					
Rushing		25		34	
Passing		10		24	
Returns		3		2	
TIME OF POSSESSION					
		30:00		30:00	

Score by Quarters		Q1	Q2	Q3	Q4	OT	PTS.
Chargers		40	112	46	71	0	269
Opponents		91	80	93	49	3	316

Scoring		TD	RU	PA	RT	PAT	FG	S	PTS.
Carney		0	0	0	0	22/23	31/36	0	115
Means		5	4	1	0	0/0	0/0	0	30
Stephens		4	3	1	0	0/0	0/0	0	24
Bynum		3	1	2	0	0/0	0/0	0	18
Fazande		2	2	0	0	0/0	0/0	0	12
J. Graham		2	0	2	0	0/0	0/0	0	12
F. Jones		2	0	2	0	0/0	0/0	0	12
Lewis		2	0	0	2	0/0	0/0	0	12
Davis		1	0	1	0	0/0	0/0	0	6
Dixon		1	0	0	1	0/0	0/0	0	6
C. Jones		1	0	1	0	0/0	0/0	0	6
McCrary		1	0	1	0	0/0	0/0	0	6
Penn		1	0	1	0	0/0	0/0	0	6
Ricks		0	0	0	0	0/0	0/0	0	2
Chargers		25	10	12	3	22/23	31/36	1	269
Opponents		34	8	24	2	34/34	26/38	0	316

2-P. Conversions: Ricks, Chargers 1-2, Opponents 0-0

Sacks: Johnson 10.5, Parrella 5.5, Fontenot 5.0, Dixon 4.0, Hand 4.0, Seau 3.5, Dumas 2.0, Mohring 2.0, Bush 1.0, Harrison 1.0, Simien 1.0, Williams 1.0, Harden 0.5, **Chargers 41.0**, Opponents 46.0

Special Teams Tackles (solo-ast-total): McCrary 15-0-15, Rusk 13-0-13, Ruff 11-1-12, Hamilton 8-2-10, Turner 9-0-9, Davis 6-3-9, Bynum 7-0-7, Reeves 5-1-6, Dixon 4-0-4, Stephens 4-0-4, Shaw 3-1-4, Perry 3-0-3, Binn 2-0-2, Carney 2-0-2, Fletcher 2-0-2, Heiden 2-0-2, Reed 2-0-2, Jackson 1-1-2, Bennett 1-0-1, Brown 1-0-1, Harrison 1-0-1, Penn 1-0-1, Simien 1-0-1, Spencer 1-0-1

Passing	Att.	Comp.	Yds.	Comp. %	Yds./Att.
Harbaugh	434	249	2761	.574	6.36
Kramer	141	78	788	.553	5.59
Moreno	7	5	78	.714	11.14
Ricks	1	0	0	.000	0.00
Reed	0	0	0	.000	0.00
Chargers	583	332	3627	.569	6.22
Opponents	549	315	3847	.574	7.01

Rushing	No.	Yds.	Avg.	Long	TD
Fazande	91	365	4.0	54	2
Bynum	92	287	3.1	25	1
Means	112	277	2.5	15	4
Fletcher	48	126	2.6	16	0
Harbaugh	34	126	3.7	16	0
Stephens	24	61	2.5	9	3
Ricks	2	11	5.5	7	0
Kramer	5	1	0.2	3	0
Bennett	1	0	0.0	0	0
C. Jones	1	-8	-8.0	-8	0
Chargers	410	1246	3.0	54	10
Opponents	432	1321	3.1	26	8

Receiving	No.	Yds.	Avg.	Long	TD
J. Graham	57	968	17.0	54	2
F. Jones	56	670	12.0	36	2
Fletcher	45	360	8.0	25	0
Ricks	40	429	10.7	50	0
McCrary	37	201	5.4	38	1
Stephens	18	133	7.4	22	1
Penn	17	257	15.1	43	1
Bynum	16	209	13.1	80t	2
Davis	12	137	11.4	46	1
C. Jones	10	90	9.0	44t	1
Means	9	51	5.7	12t	1
Still TM	8	96	12.0	28	0
Pupunu	4	17	4.3	11	0
Seau	2	8	4.0	6	0
Reed	1	1	1.0	1	0
Chargers	332	3627	10.9	80t	12
Opponents	315	3847	12.2	81t	24

Interceptions	No.	Yds.	Avg.	Long	TD
Lewis	4	9	2.3	5	0
Spencer	4	1	0.3	1	0
Dumas	2	92	46.0	68	0
Dimry	2	1	0.5	1	0
Seau	1	16	16.0	16	0
Simien	1	4	4.0	4	0
Harrison	1	0	0.0	0	0
Chargers	15	123	8.2	68	0
Opponents	24	196	8.2	38	1

Punting	No.	Yds.	Avg.	Net	TB	I-20	Lg.	B
Bennett	89	3910	43.9	38.7	6	32	60	0
Chargers	89	3910	43.9	38.7	6	32	60	0
Opponents	85	3439	40.5	35.2	8	22	64	2

Punt Returns	Ret.	FC	Yds.	Avg.	Lg.	TD
Penn	21	19	148	7.0	18	0
C. Jones	9	6	93	10.3	33	0
Reed	3	0	49	16.3	21	0
Turner	1	0	0	0.0	0	0
Chargers	34	25	290	8.5	33	0
Opponents	41	21	343	8.4	28	0

Kickoff Returns	Ret.	Yds.	Avg.	Long	TD
Bynum	37	781	21.1	37	0
Stephens	18	335	18.6	28	0
Fletcher	7	112	16.0	22	0
Reed	5	72	14.4	21	0
McCrary	1	4	4.0	4	0
Still	1	0	0.0	0	0
Chargers	69	1312	19.0	37	0
Opponents	67	1550	23.1	49	0

Field Goals	1-19	20-29	30-39	40-49	50+
Carney	2/2	13/13	6/8	9/12	1/1
Chargers	2/2	13/13	6/8	9/12	1/1
Opponents	0/0	7/7	9/13	7/12	3/6

Carney (27G, 23G, 21G, 42G) (50G) (1) (33G, 24G, 47N) (42N, 28G, 41G) (28G) (1) (46G) (39G) (28G, 38B, 28G) (40G, 40G) (44G, 19G, 30G) (33G, 42G, 28G, 41G) (23G, 22G, 31G, 36N) (48G, 19G, 37G) (25G, 28G, 46N)

Defensive Tackles (solo-ast-total-pd-fr-ff-rf): Seau 75-24-99-9-1-1, Dumas 60-21-81-7-0-0, Hand 41-14-55-3-0-0, Parrella 44-9-53-0-3-0, Jackson 42-9-51-5-0-1, Spencer 40-8-48-16-0-0, Bush 40-44-2-0-1, Lewis 36-5-41-12-0-2, Johnson 33-8-41-0-5-1, Harrison 30-1-41-8-1-0, Hill 26-13-39-0-1-0, Fontenot 26-8-34-0-0-1, Dimry 32-1-33-7-0-0, Dixon 25-8-33-1-1-0, Brown 29-2-31-2-1-0, Perry 21-5-26-0-0-1, Williams 22-4-26-2-0-0, Shaw 21-3-24-3-0-0, Mohring 13-1-14-0-0-0, Simien 7-1-8-1-0-1, Turner 6-2-8-0-0-0, Hamilton 5-3-8-1-0-0, Ruff 5-2-7-1-0-0, Mims 5-1-6-0-0-0, Rusk 4-1-5-1-0-0, Harden 0-1-1-0-0-0

TD	TD%	Int.	Int. %	Long	Sack/Lost	Rating
10	.023	14	.032	80t	37/208	70.6
2	.004	10	.071	41	7/62	46.6
0	.000	0	.000	45	1/3	108.0
0	.000	0	.000	0	0/0	39.6
0	.000	0	.000	0	1/11	0.0
12	.021	24	.041	80t	46/284	65.2
14	.044	15	.027	81t	41/263	82.3

1998 FINAL STATISTICS

(5-11 Overall) Fifth AFC West - Kevin Gilbride (2-4); Home (4-4); Away (1-7) June Jones (3-7)

Date	W/L	Score	Opponent	Att.
09/06	W	16-14	Buffalo †	64,037
09/13	W	13-7	@ Tennessee	41,089
09/20	L	7-23	@ Kansas City	73,730
09/27	L	16-34	New York Giants	55,672
10/04	L	12-17	@ Indianapolis	51,988
10/11	L	6-7	@ Oakland	42,467
10/18	W	13-10	Philadelphia †	56,967
10/25	L	20-27	Seattle †	58,512
11/08	L	10-27	@ Denver	74,925
11/15	W	14-13	Baltimore †	54,388
11/22	W	38-37	Kansas City †	59,894
11/29	L	16-31	Denver †	66,532
12/06	L	20-24	@ Washington	65,713
12/13	L	17-38	@ Seattle	62,690
12/20	L	10-17	Oakland †	60,716
12/27	L	13-16	@ Arizona	71,670

Team Statistics		Chargers	Opponents
TOTAL FIRST DOWNS		272	256
Rushing		95	72
Passing		146	149
Penalty		31	35
Third Down: Made/Att.		78/237	68/227
Third Down Pct.		.329	.300
Fourth Down: Made/Att.		8/17	6/13
Fourth Down Pct.		.471	.462
TOTAL NET YARDS		4592	4208
Avg. Per Game		287.0	263.0
Total Plays		1063	991
Avg. Per Play		4.2	4.2
NET YARDS RUSHING		1728	1140
Avg. Per Game		108.0	71.3
Total Rushes		460	422
NET YARDS PASSING		2864	3068
Avg. Per Game		179.0	191.8
Sacked/Yards Lost		37/251	39/246
Gross Yards		3115	3314
Attempts/Completions		566/261	530/271
Completion Pct.		.461	.511
Had Intercepted		34	20
PUNTS/AVERAGE		95/43.9	103/44.1
NET PUNTING AVG.		36.8	36.0
PENALTIES/YARDS		137/1229	120/1005
FUMBLES/BALL LOST		33/17	21/7
TOUCHDOWNS		23	38
Rushing		11	12
Passing		11	21
Returns		1	5
TIME OF POSSESSION		31:17	28:44

Score by Quarters	Q1	Q2	Q3	Q4	OT	PTS.
Chargers	39	66	58	78	0	241
Opponents	94	101	71	76	0	342

Scoring	TD	RU	PA	PAT	FG	S	PTS.
Carney	0	0	0	19/19	26/30	0	97
Fletcher	5	5	0	0/0	0/0	0	30
Means	5	5	0	0/0	0/0	0	30
F. Jones	3	0	3	0/0	0/0	0	20
C. Jones	3	0	3	0/0	0/0	0	18
Ricks	2	0	2	0/0	0/0	0	12
Still	2	0	2	0/0	0/0	0	12
Stephens	1	1	0	0/0	0/0	0	6
Thelwell	1	0	1	0/0	0/0	0	6
J. Williams	1	0	0	1/0	0/0	0	6
Whelihan	0	0	0	0/0	0/0	0	2
Chargers	23	11	11	1	19/19	26/30	1 241
Opponents	38	12	21	5	37/37	25/34	0 342

2-Pt. Conversions: F. Jones, Whelihan, Chargers 2-4, Opponents 1-1

Sacks: Hand 6.0, Johnson 5.5, Harrison 4.0, Coleman 3.5, Sean 3.5, Fuller 3.0, Dixon 2.5, Mims 2.0, Parrella 1.5, Bush 1.0, Dumas 1.0, Mohring 1.0, Tovar 1.0, Turner 1.0, Gouveia 0.5, **Chargers 39.0**, Opponents 37.0

Special Teams Tackles (solo-ast-total): Tovar 10-1-11, Turner 10-0-10, Dixon 7-0-7, Hamilton 7-0-7, Spencer 7-0-7, Burgess 5-2-7, Fletcher 6-0-6, Lee 5-1-6, Shaw 5-0-5, Stephens 5-0-5, Dodge 4-1-5, Bennett 4-0-4, Clark 4-0-4, G. Williams 4-0-4, Binn 3-0-3, Harrison 2-1-3, Mohring 2-1-3, Jackson 2-0-2, Rachal 2-0-2, Bynum 1-0-1, Carney 1-0-1, Davis 1-0-1, Gaiter 1-0-1, Haskins 1-0-1, Mohring 1-0-1

Rushing	No.	Yds.	Avg.	Long	TD
Means	212	883	4.2	72†	5
Fletcher	153	543	3.5	21	5
Stephens	35	122	3.5	12	1
Leaf	27	80	3.0	20	0
C. Jones	4	39	9.8	14	0
Whelihan	18	38	2.1	13	0
Bynum	11	23	2.1	14	0
Chargers	460	1728	3.8	72†	11
Opponents	422	1140	2.7	25	12

Receiving	No.	Yds.	Avg.	Long	TD
F. Jones	57	602	10.6	28	3
C. Jones	49	699	15.2	56	3
Still	43	605	14.1	67	2
Ricks	30	450	15.0	39†	2
Fletcher	30	188	6.3	22	0
Thelwell	16	268	16.8	55	1
Means	16	91	5.7	22	0
Slaughter	8	93	11.6	31	0
Bynum	4	27	6.8	12	0
W. Davis	4	23	5.8	8	0
Burke	3	32	10.7	17	0
Hartley	2	28	14.0	17	0
Stephens	2	9	4.5	5	0
Chargers	261	3115	11.9	67	11
Opponents	271	3314	12.2	81†	21

Interceptions	No.	Yds.	Avg.	Long	TD
G. Jackson	6	50	8.3	25	0
Harrison	3	42	14.0	21	0
Dimmy	3	38	12.7	30	0
Hand	2	47	23.5	30	0
Shaw	2	40	0.0	0	0
J. Williams	1	14	14.0	14†	1
Harper	1	12	12.0	12	0
Spencer	1	0	0.0	0	0
Turner	1	0	0.0	0	0
Chargers	20	203	10.2	30	1
Opponents	34	512	15.1	43†	2

Punting	No.	Yds.	Avg.	Net	TB	I-20	Lg.	B
Bennett	95	4174	43.9	36.8	8	27	65	0
Chargers	95	4174	43.9	36.8	8	27	65	0
Opponents	103	4546	44.1	36.0	15	24	63	0

Punt Returns	Ret.	FC	Yds.	Avg.	Lg.	TD
Rachal	32	8	387	12.1	56	0
Gaiter †M	13	6	155	11.9	49	0
Chargers	45	14	542	12.0	56	0
Opponents	49	18	515	10.5	74†	1

Kickoff Returns	Ret.	Yds.	Avg.	Long	TD
Bynum	19	345	18.2	30	0
Gaiter †M	16	295	18.4	33	0
Stephens	16	349	21.8	36	0
Rachal	11	192	17.5	25	0
Fletcher	3	71	23.7	36	0
C. Jones	2	25	12.5	17	0
Burke	1	5	5.0	5	0
Hartley	1	11	11.0	11	0
Jacox	1	0	0.0	0	0
Chargers	70	1293	18.5	36	0
Opponents	54	1484	27.5	101†	1

Field Goals	1-19	20-29	30-39	40-49	50+
Carney	0/0	11/12	5/5	8/10	2/3
Chargers	0/0	11/12	5/5	8/10	2/3
Opponents	1/1	5/6	10/12	6/11	3/4

Carney (48G, 47G, 54G) (48G, 23G, 51N) (1) (41G, 46G, 34G) (50G, 47N, 25G) (39G, 48G) (23G, 26G) (21G, 45G) (1) (1) (31G) (27G) (32G, 27G, 41G, 20N, 25G) (21G) (46N, 28G) (31G, 26G)

Defensive Tackles (solo-ast-total-pd-ff-fr): Sean 92-23-115-7-1-2, Harrison 89-25-114-10-1-0, Dimmy 59-4-63-20-0-0, Jackson 50-9-59-9-0-0, Coleman 46-5-51-0-0-2, Hand 42-7-49-8-1-0, Gouveia 32-12-44-2-0-0, Shaw 35-5-40-10-0-0, Parrella 30-7-37-3-0-1, Dixon 26-8-34-1-0-0, Spencer 29-0-29-8-0-0, Tovar 22-6-28-0-0-0, Johnson 21-6-27-1-0-0, Fuller 18-4-22-4-0-0, Bush 12-6-18-2-1-0, Dumas 8-3-11-1-0-0, G. Williams 7-1-8-0-0-1, Harper 5-3-8-2-0-0, Turner 7-0-7-1-0-0, Mims 3-3-6-1-0-0, J. Williams 5-1-6-1-0-0, Mohring 2-1-3-0-0-0, Burgess 1-1-2-0-0-0, Clark 1-0-1-0-0-0, Hamilton 1-0-1-0-0-0, Stephens 1-0-1-0-0-0

Passing	Att.	Comp.	Yds.	Comp. %	Yds./Att.	TD	TD%	Int.	Int. %	Long	Sack/Lost	Rating
Whelihan	320	149	1803	46.6	5.63	8	.025	19	.059	55	15/111	48.0
Leaf	245	111	1289	45.3	5.26	2	.008	15	.061	67	22/140	39.0
Fletcher	1	1	23	100.0	23.00	1	100.0	0	.000	23†	0/0	158.3
Chargers	566	261	3115	.461	5.50	11	.019	34	.060	67	37/251	44.9
Opponents	530	271	3314	.511	6.25	21	.040	20	.038	81†	39/246	68.2

1997 FINAL STATISTICS

(4-12 Overall) Fifth AFC West - Kevin Gilbride Home (2-6); Away (2-6)

Date	W/L	Score	Opponent	Att.
08/31	L	7-41	@ New England	60,190
09/07	W	20-6	@ New Orleans	65,760
09/14	L	7-26	Carolina	63,149
09/21	L	22-26	@ Seattle	51,110
09/28	W	21-17	Baltimore	54,094
10/05	W	25-10	@ Oakland	43,648
10/16	L	3-31	@ Kansas City	77,196
10/26	W	35-19	Indianapolis †	63,177
11/02	L	31-38	@ Cincinnati	53,754
11/09	L	31-37	Seattle †	64,616
11/16	L	13-38	Oakland †	65,714
11/23	L	10-17	@ San Francisco	61,195
11/30	L	28-38	Denver †	54,245
12/07	L	3-14	Atlanta †	46,317
12/14	L	7-29	Kansas City	54,594
12/21	L	3-38	@ Denver	69,632

Team Statistics

	Chargers	Opponents
TOTAL RUSHING DOWNS	251	308
Rushing	70	92
Passing	160	181
Penalty	21	35
Third Down: Made/Att.	78/237	85/221
Third Down Pct.	.329	.385
Fourth Down: Made/Att.	8/21	7/18
Fourth Down Pct.	.381	.389
TOTAL NET YARDS	4505	5166
Avg. Per Game	281.6	322.9
Total Plays	1025	1048
Avg. Per Play	4.4	4.9
NET YARDS RUSHING	1416	1698
Avg. Per Game	88.5	106.1
Total Rushes	409	453
NET YARDS PASSING	3089	3468
Avg. Per Game	193.1	216.8
Sacked/Yards Lost	51/386	27/164
Gross Yards	3475	3632
Attempts/Completions	565/291	568/297
Completion Pct.	.515	.523
Had Intercepted	21	15
PUNTS/AVERAGE	90/44.1	85/43.6
NET PUNTING AVG.	37.7	35.4
PENALTIES/YARDS	129/1101	101/784
FUMBLES/BALL LOST	30/14	21/11
TOUCHDOWNS	27	50
Rushing	5	12
Passing	12	31
Returns	10	7
TIME OF POSSESSION	29:22	30:38

Score by Quarters

	Q1	Q2	Q3	Q4	OT	PTS.
Chargers	61	71	63	0	0	266
Opponents	64	170	98	93	0	425

Scoring

	TD	RU	PA	RT	PAT	FG	S	PTS.
G. Davis TM	0	0	0	0	21/22	19/24	0	78
Martin	6	0	6	0	0/0	0/0	0	36
Metcalfe	5	0	2	3	0/0	0/0	0	30
Carney	0	0	0	0	5/5	7/7	0	26
Brown	4	4	0	0	0/0	0/0	0	24
Harrison	3	0	0	3	0/0	0/0	0	18
Bradford	2	0	0	2	0/0	0/0	0	12
Jackson	2	0	0	2	0/0	0/0	0	12
F. Jones	2	0	2	0	0/0	0/0	0	12
Hartley	1	0	1	0	0/0	0/0	0	6
C. Jones	1	0	1	0	0/0	0/0	0	6
Pegram TM	1	1	0	0	0/0	0/0	0	6
Chargers	27	5	12	10	26/27	26/31	0	266
Opponents	50	12	31	7	46/46	25/26	1	425

2-Pt. Conversions Chargers 0-0, Opponents 1-4

Sacks Seau 7.0, Harrison 4.0, Parrella 3.5, Fuller 3.0, Lee 3.0, Johnson 2.5, Coleman 2.0, Dumas 1.0, Hand 1.0, **Chargers 27.0**, Opponents 51.0

Special Teams Tackles (solo-ast-total) Rachal 14-0-14, Burgess 9-0-9, Craver 8-1-9, Jackson 8-0-8, Bradford 6-1-7, Sapp 6-1-7, Fletcher 6-0-6, Montreuil 4-0-4, Jones 3-1-4, Swift 3-1-4, Williams 2-1-3, Binn 2-0-2, Carney 2-0-2, Davis 2-0-2, Dumas 2-0-2, Hamilton 2-0-2, James 2-0-2, Brew 1-0-1, Bush 1-0-1, Bynum 1-0-1, Chancey 1-0-1, Harrison 1-0-1, Hendrix 1-0-1, Pegram 1-0-1, Seau 1-0-1, Bennett 0-1-1

Rushing	No.	Yds.	Avg.	Long	TD
Brown	253	945	3.7	32	4
Fletcher	51	161	3.2	13	0
Bynum	30	97	3.2	19	0
Craver	20	71	3.6	22	0
C. Jones	4	42	10.5	17	0
Whelihan	13	29	2.2	7	0
Humphries	13	24	1.8	11	0
Pegram TM	9	23	2.6	6t	1
Gardner	7	20	2.9	5	0
Everett	5	6	1.2	6	0
Philcox	1	3	3.0	3	0
Metcalfe	3	-5	-1.7	2	0

Chargers	409	1416	3.5	32	5
Opponents	453	1698	3.7	71t	12

Receiving	No.	Yds.	Avg.	Long	TD
Martin	63	904	14.3	72t	6
F. Jones	41	505	12.3	62	2
Metcalfe	40	576	14.4	62	2
Fletcher	39	292	7.5	25	0
C. Jones	32	423	13.2	44t	1
Still	24	324	13.5	49	0
Brown	21	137	6.5	27	1
Hartley	19	246	12.9	35	1
Craver	4	26	6.5	20	0
Gardner	2	10	5.0	8	0
Pegram TM	2	7	3.5	4	0
Bynum	2	4	2.0	3	0
Mitchell	1	14	14.0	14	0
Pupunu TM	1	7	7.0	7	0
Chargers	291	3475	11.9	72t	12
Opponents	297	3632	12.2	70t	31

Interceptions	No.	Yds.	Avg.	Long	TD
Harrison	2	75	37.5	75t	1
Bradford	2	56	28.0	56t	1
Harper	2	43	21.5	43	0
Jackson	2	37	18.5	36t	1
Seau	2	33	16.5	26	0
Shaw	1	11	11.0	11	0
Coleman	1	2	2.0	2	0
Dumas	1	0	0.0	0	0
Fuller	1	0	0.0	0	0
Gouveia	1	0	0.0	0	0
Chargers	15	257	17.1	75t	3
Opponents	21	387	18.4	87t	3

Punting	No.	Yds.	Avg.	Net	TB	I-20	Lg.	B
Bennett	89	3972	44.6	37.7	8	26	66	1
Chargers	90	3972	44.1	37.7	8	26	66	1
Opponents	85	3702	43.6	35.4	10	27	72	0

Punt Returns	Ret.	FC	Yds.	Avg.	Lg.	TD
Metcalfe	45	8	489	10.9	85t	3
Harrison	1	0	0	0.0	0	0
Jackson	1	0	0	0.0	0	0
Chargers	47	8	489	10.4	85t	3
Opponents	39	20	416	10.7	35	0

Kickoff Returns	Ret.	Yds.	Avg.	Long	TD
Bynum	38	814	21.4	57	0
Metcalfe	16	355	22.2	63	0
Rachal	15	336	22.4	30	0
Craver	3	68	22.7	27	0
Bordelon	2	0	0.0	0	0
Harrison	1	40	40.0	40t	1
Chargers	75	1613	21.5	63	1
Opponents	63	1517	24.1	99t	1

Field Goals	1-19	20-29	30-39	40-49	50+
G. Davis TM	0/0	4/5	10/10	5/9	0/0
Carney	0/0	3/3	2/2	2/2	0/0
Chargers	0/0	7/8	12/12	7/11	0/0
Opponents	0/0	13/13	7/8	5/5	0/0

G. Davis (|||||)(49N) (30G, 22G, 38G, 43G, 33G, 33G) (26G) (45G, 35G, 34G, 31G, 45G, 40B) (45G) (33G) (27B, 45G, 22G) (31G, 43N) (137G, 42B) (126G) Carney (|||||)(37G, 34G) (|22G, 27G, 26G, 41G, 41G) (|||||)(|||||)(|||||)(|||||)

Defensive Tackles (solo-ast-total-pd-fr-fr) Harrison 96-36-132-8-1-2, Seau 84-13-97-6-1-2, Dumas 78-15-93-6-1-1, Shaw 65-5-71-22-0-0, Bush 51-5-56-3-0-0, Coleman 41-7-48-1-3-0, Harper 38-5-43-12-1-1, Parrella 32-7-39-3-0-1, Sapp 24-8-32-2-0-0, Lee 28-33-1-0-0, Fuller 24-5-29-3-0-0, Gouveia 21-6-27-1-0-0, Bradford 21-1-22-7-1-0, Hand 16-3-19-0-0-0, Johnson 16-3-19-1-0-0, Swift 13-2-15-0-0-0, Burgess 13-1-14-1-0-0, Montreuil 11-3-14-1-0-0, Jackson 12-1-13-3-0-0, James 5-2-7-0-0-0, Williams 4-0-4-0-0-0, Mohring 2-0-2-0-0-0, Brew 0-2-2-0-0-0, Fletcher 1-0-1-0-0-0, Hamilton 1-0-1-0-0-0, Tuneri 0-1-1-0-0-0

Passing	Att.	Comp.	Yds.	Comp. %	Yds./Att.	TD	TD %	Int.	Int. %	Long	Sack/Lost	Rating
Whelihan	237	118	1357	49.8	5.73	6	0.25	10	0.42	61t	21/168	58.3
Humphries	225	121	1488	53.8	6.61	5	0.22	6	0.27	72t	18/144	70.8
Everett	75	36	457	48.0	6.09	1	0.13	4	0.53	62	4/30	49.7
Philcox	28	16	173	57.1	6.18	0	0.00	1	0.36	29	1/8	60.6
Chargers	565	291	3475	51.5	6.15	12	0.21	21	0.37	72t	51/386	62.2
Opponents	568	297	3632	52.3	6.39	31	0.55	15	0.26	70t	27/164	79.5



1996 FINAL STATISTICS

(8-8 Overall) Third AFC West - Bobby Ross Home (5-3); Away (3-5)

Date	W/L	Score	Opponent	Att.
09/01	W	29-7	Seattle †	58,780
09/08	W	27-14	Cincinnati †	55,880
09/15	L	10-42	@ Green Bay	60,584
09/22	W	40-34	@ Oakland	49,097
09/29	W	22-19	Kansas City †	59,384
10/06	L	17-28	@ Denver	75,058
10/21	L	14-23	Oakland †	62,350
10/27	L	13-32	@ Seattle	38,143
11/03	W	26-19	@ Indianapolis	58,484
11/11	W	27-21	Detroit †	60,425
11/17	L	17-25	Tampa Bay †	57,526
11/24	W	28-14	@ Kansas City	69,472
12/01	L	7-45	New England †	59,209
12/08	L	3-16	@ Pittsburgh	56,368
12/14	L	14-27	@ Chicago	49,763
12/22	W	16-10	Denver †	46,801

Team Statistics		Chargers	Opponents
TOTAL FIRST DOWNS		272	321
Rushing		80	92
Passing		168	199
Penalty		24	30
Third Down: Made/Att.		78/230	102/243
Third Down Pct.		.339	.42
Fourth Down: Made/Att.		9/16	9/19
Fourth Down Pct.		.563	.474
TOTAL NET YARDS		4670	5421
Avg. Per Game		291.9	338.8
Total Plays		1022	1100
Avg. Per Play		4.6	4.9
NET YARDS RUSHING		1312	1755
Avg. Per Game		82.0	109.7
Total Rushes		412	431
NET YARDS PASSING		3358	3666
Avg. Per Game		209.9	229.1
Sacked/Yards Lost		33/296	33/201
Gross Yards		3654	3867
Attempts/Completions		577/314	636/369
Completion Pct.		.544	.580
Had Intercepted		21	22
POINTS/AVERAGE		87/45.6	71/44.3
NET PUNTING AVG.		37.2	34.2
PENALTIES/YARDS		110/969	115/991
FUMBLES/BALL LOST		30/11	29/14
TOUCHDOWNS		32	43
Rushing		7	10
Passing		23	28
Returns		2	5
TIME OF POSSESSION		27:35	32:25

Score by Quarters	Q1	Q2	Q3	Q4	OT	PTS.
Chargers	113	79	45	73	0	310
Opponents	71	125	71	109	0	376

Scoring	TD	RU	PA	RT	PAT	FG	S	PTS.
Carney	0	0	0	0	31/31	29/36	0	118
Martin	14	0	14	0	0/0	0/0	0	84
Russell	7	7	0	0	0/0	0/0	0	42
Jones	4	4	0	0	0/0	0/0	0	24
A. Coleman	2	0	2	0	0/0	0/0	0	12
Fletcher	2	0	2	0	0/0	0/0	0	12
Clark	1	0	0	1	0/0	0/0	0	6
Da. Gordon	1	0	0	1	0/0	0/0	0	6
Pupunu	1	0	1	0	0/0	0/0	0	6
Chargers	32	7	23	2	31/31	29/36	0	310
Opponents	43	10	28	5	40/40	26/33	0	376

2-Pt. Conversions: Chargers 0-1, Opponents 0-3

Sacks: Seau 7.0, Mims 6.0, M. Coleman 4.0, R. Davis 3.0, Johnson 3.0, Da. Gordon 2.0, Parrella 2.0, Bush 1.0, Edwards 1.0, Gouveia 1.0, Harrison 1.0, Lee 1.0, **Chargers 33.0**, Opponents 33.0

Special Teams Tackles (solo-ast-total): Montreuil 14-2-16, Castle 9-2-11, Fletcher 8-2-10, Hendrix 8-1-9, Clark 7-2-9, Da. Gordon 8-0-8, Sapp 7-1-8, Bush 7-0-7, Young 6-1-7, Dw. Gordon 4-2-6, Ale 4-0-4, Ross 4-0-4, Shaw 4-0-4, Carney 2-0-2, Cummings 2-0-2, Roche 1-1-2, Bennett 1-0-1, Bradley 1-0-1, Coleman 1-0-1, Edwards 1-0-1, May 1-0-1, Harrison 0-1-1

Passing	Att.	Comp.	Yds.	Comp.%	Yds./Att.	TD	TD%	Int.	Int.%	Long	Sack/Lost	Rating
Humphries	416	232	2670	55.8	6.42	18	.043	13	.031	63†	20/187	76.7
Salisbury	161	82	984	50.9	6.11	5	.031	8	.050	56	13/109	59.6
Chargers	577	314	3654	.544	6.33	23	.040	21	.036	63†	33/296	71.9
Opponents	636	369	3867	58.0	6.08	28	.044	22	.035	60	33/201	76.0

Rushing	No.	Yds.	Avg.	Long	TD
Russell	219	713	3.3	21	7
Fletcher	77	282	3.7	19	0
Hayden	55	166	3.0	13	0
Bradley	32	109	3.4	17	0
Humphries	21	28	1.3	7	0
Salisbury	6	14	2.3	11	0
A. Coleman	2	0	0.0	0	0
Chargers	412	1312	3.2	21	7
Opponents	431	1755	4.1	77	10

Receiving	No.	Yds.	Avg.	Long	TD
Martin	85	1171	13.8	55	14
Fletcher	61	476	7.8	41	2
Jones	41	524	12.8	63†	4
A. Coleman	36	486	13.5	50	2
Pupunu	24	271	11.3	41	1
May	19	188	9.9	39	0
Russell	13	180	13.8	35	0
Roche	13	111	8.5	19	0
Mitchell	10	57	5.7	25	0
Still	6	142	23.7	56	0
Ellison	3	15	5.0	6	0
Bradley	1	20	20.0	20	0
Hayden	1	10	10.0	10	0
Reeves	1	3	3.0	3	0
Chargers	314	3654	11.6	63†	23
Opponents	369	3867	10.5	60	28

Interceptions	No.	Yds.	Avg.	Long	TD
Harrison	5	56	11.2	29	0
Shaw	3	78	26.0	36	0
Gouveia	3	41	13.7	21	0
Clark	2	83	41.5	83†	1
Da. Gordon	2	55	27.5	55	0
Seau	2	18	9.0	10	0
Ross	2	7	3.5	7	0
Harper	1	0	0.0	0	0
Lee	1	-1	-1.0	-1	0
C. Young	1	-1	-1.0	-1	0
Chargers	22	336	15.3	83†	1
Opponents	21	320	15.2	90†	2

Punting	No.	Yds.	Avg.	Net	TB	I-20	Lg.	B
Bennett	87	3967	45.6	37.2	6	23	66	0
Chargers	87	3967	45.6	37.2	6	23	66	0
Opponents	71	3145	44.3	34.2	8	23	63	0

Punt Returns	Ret.	FC	Yds.	Avg.	Lg.	TD
Da. Gordon	36	13	537	14.9	81†	1
Jones	1	1	21	21.0	21	0
Still	1	0	1	1.0	1	0
Chargers	38	14	559	14.7	81†	1
Opponents	51	15	612	12.0	82	1

Kickoff Returns	Ret.	Yds.	Avg.	Long	TD
A. Steileman	55	1210	22.3	57	0
Still	4	113	28.3	37	0
Edwards	1	0	0.0	0	0
Harrison	1	10	10.0	10	0
Pupunu	1	15	15.0	15	0
Russell	1	10	10.0	10	0
Chargers	63	1358	21.6	57	0
Opponents	59	1497	25.4	66	0

Field Goals	1-19	20-29	30-39	40-49	50+
Carney	0/0	11/13	8/8	7/12	3/3
Chargers	0/0	11/13	8/8	7/12	3/3
Opponents	1/1	7/8	9/10	8/11	1/3

Carney (35G, 53G, 22G, 50G, 31G) (47G, 23G) (43G, 46N) (28G, 39G, 47N) (33G, 38G, 44G, 39G, 33G) (27G) (44N) (41G, 43G) (28G, 30G, 47G, 22G) (29G, 20G, 49N) (42G) (28B) (1) (25G) (48N, 26N) (50G, 21G, 22G)

Defensive Tackles (solo-ast-total-pd-ff-r): Seau 110-28-138-7-1-3, Harrison 105-20-125-14-1-1, Shaw 72-13-85-15-0-0, Gouveia 65-14-79-7-1-0, Ross 69-10-78-7-2-1, Bush 49-16-64-1-0-2, Da. Gordon 41-6-47-7-0-0, Clark 38-5-43-6-0-2, Coleman 34-8-42-0-1-0, Parrella 30-7-37-1-0-0, Davis 24-6-30-2-0-1, Mims 19-9-28-0-2-2, Harper 17-2-19-3-0-0, Johnson 16-2-18-2-0-0, Lee 12-5-17-1-0-0, Young 7-5-12-2-0-0, Castle 7-4-11-2-0-0, Montreuil 6-0-6-0-0-0, Sapp 6-0-6-0-0-0, Dw. Gordon 5-1-6-0-0-0, Edwards 5-0-5-0-1-0, Hendrix 4-1-5-0-0-0

1995 FINAL STATISTICS

(9-7 Overall) Second AFC West - Bobby Ross Home (5-3); Away (4-4); Postseason (0-1)

Date	W/L	Score	Opponent	Att.
09/03	L	7-17	@ Oakland	50,323
09/10	W	14-10	Seattle †	54,420
09/17	W	27-21	@ Philadelphia	63,081
09/24	W	17-6	Denver †	58,987
10/01	L	16-31	@ Pittsburgh	57,012
10/09	L	23-29 OT	@ Kansas City	79,288
10/15	L	9-23	Dallas †	62,664
10/22	W	35-25	@ Seattle	45,821
11/05	L	14-24	Miami †	61,996
11/12	L	7-22	Kansas City †	59,285
11/19	L	27-30	@ Denver	74,681
11/27	W	12-6	Oakland †	60,607
12/03	W	31-13	Cleveland †	56,358
12/09	W	28-25	Arizona †	55,258
12/17	W	27-24	@ Indianapolis	55,318
12/23	W	27-17	@ New York Giants	50,243

AFC Wild Card Playoffs

12/31	L	20-35	Indianapolis	61,182
-------	---	-------	--------------	--------

Team Statistics

	Chargers	Opponents
TOTAL FIRST DOWNS	314	313
Rushing	108	112
Passing	185	178
Penalty	21	23
Third Down: Made/Att.	95/222	90/214
Third Down Pct.	42.8	42.1
Fourth Down: Made/Att.	12/21	6/11
Fourth Down Pct.	57.1	54.5
TOTAL NET YARDS	5213	5074
Avg. Per Game	325.8	317.1
Total Plays	1051	1020
Avg. Per Play	5.0	5.0
NET YARDS RUSHING	1747	1691
Avg. Per Game	109.2	105.7
Total Rushes	479	441
NET YARDS PASSING	3466	3383
Avg. Per Game	216.6	211.4
Sacked/Yards Lost	32/240	36/222
Gross Yards	3706	3605
Attempts/Completions	540/318	543/321
Completion Pct.	58.9	59.1
Had Intercepted	18	17
PUNTS/AVERAGE	72/44.7	73/43.4
NET PUNTING AVG.	36.6	36.0
PENALTIES/YARDS	107/953	117/951
FUMBLES/BALL LOST	30/12	24/10
TOUCHDOWNS	37	35
Rushing	14	15
Passing	17	16
Returns	6	4
TIME OF POSSESSION	29:34	30:26

Score by Quarters

Chargers	Q1	Q2	Q3	Q4	OT	PTS.
Opponents	49	102	69	101	0	321
	86	107	58	66	6	323

Scoring

	TD	RU	PA	RT	PAT	FG	S	PTS.
Carney	0	0	0	0	32/33	21/26	0	95
Harmon	6	1	5	0	0/0	0/0	0	36
Martin	6	0	6	0	0/0	0/0	0	36
Means	5	5	0	0	0/0	0/0	0	30
Seay	3	0	3	0	0/0	0/0	0	20
Coleman	3	0	0	0	0/0	0/0	0	18
Culver	3	3	0	0	0/0	0/0	0	18
Hayden	3	3	0	0	0/0	0/0	0	18
Gayle	2	0	0	2	0/0	0/0	0	12
Jefferson	2	0	2	0	0/0	0/0	0	12
Fletcher	1	1	0	0	0/0	0/0	0	6
Humphries	1	1	0	0	0/0	0/0	0	6
Mitchell	1	0	1	0	0/0	0/0	0	6
Seau	1	0	0	1	0/0	0/0	0	6
R. Davis	0	0	0	0	0/0	0/0	1	2
Chargers	37	14	17	6	32/33	21/26	1	321
Opponents	35	15	16	4	28/29	27/32	0	323

2-Pt. Conversions Chargers 1-4, Opponents 2-5

Sacks: O'Neal 12.5, Lee 8.0, R. Davis 3.5, R. Johnson 3.0, Mims 2.0, Parrella 2.0, Seau 2.0, Brandon 1.0, Dw. Gordon 1.0, G. Young 1.0, **Chargers 36.0**, Opponents 32.0

Passing	Att.	Comp.	Yds.	Comp.%	Yds./Att.
Humphries	478	282	3381	59.0	7.07
Gilbert	61	36	325	59.0	5.33
Martin	1	0	0	0.00	0.00
Chargers	540	318	3706	58.9	6.86
Opponents	543	321	3605	59.1	6.64

Rushing	No.	Yds.	Avg.	Long	TD
Means	186	730	3.9	36	5
Hayden	128	470	3.7	20	3
Harmon	51	187	3.7	48	1
Culver	47	155	3.3	17	3
Fletcher	26	140	5.4	46	1
Humphries	33	53	1.6	18	1
Gilbert	6	11	1.8	8	0
Jefferson	2	1	0.5	11	0
Chargers	479	1747	3.6	48	14
Opponents	441	1691	3.8	60	15

Receiving	No.	Yds.	Avg.	Long	TD
Martin	90	1224	13.6	51	6
Harmon	63	673	10.7	44	5
Jefferson	48	621	12.9	45	2
Seay	45	537	11.9	38	3
Pupunu	35	315	9.0	26	0
D. Young	9	90	10.0	22	0
Means	7	46	6.6	14	0
Hayden	5	53	10.6	16	0
Culver	5	21	4.2	12	0
Coleman	3	67	22.3	41	0
Mitchell	3	31	10.3	24	1
Fletcher	3	26	8.7	15	0
Ellison	1	6	6.0	6	0
Humphries	1	4	4.0	4	0
Chargers	318	3706	11.7	51	17
Opponents	321	3605	11.2	50	16

Interceptions	No.	Yds.	Avg.	Long	TD
Harrison	5	22	4.4	17	0
Harper	4	12	3.0	15	0
Gayle	2	99	49.5	99	1
Clark	2	14	7.0	13	0
Seau	2	5	2.5	3	0
Shaw	1	31	31.0	31	0
Bush	1	0	0.0	0	0
Orlando	0	37	37.0	37	0
Chargers	17	220	12.9	99	1
Opponents	18	164	9.1	63	3

Punting	No.	Yds.	Avg.	Net	TB	I-20	Lg.	B
Bennett	72	3221	44.7	36.6	8	28	66	0
Chargers	72	3221	44.7	36.6	8	28	66	0
Opponents	73	3168	43.4	36.0	10	24	63	0

Punt Returns	Ret.	FC	Yds.	Avg.	Lg.	TD
Coleman	28	14	326	11.6	88	1
Fletcher	3	1	12	4.0	11	0
Chargers	31	15	338	10.9	88	1
Opponents	35	13	429	12.3	86	1

Kickoff Returns	Ret.	Yds.	Avg.	Long	TD
Coleman	62	1411	22.8	92	2
Fletcher	4	65	16.3	30	0
Harmon	4	25	6.3	9	0
Engel	0	1	1.0	1	0
Chargers	70	1502	21.5	92	2
Opponents	63	1496	23.7	86	0

Field Goals	1-19	20-29	30-39	40-49	50+
Carney	0/0	8/8	10/11	3/5	0/2
Chargers	0/0	8/8	10/11	3/5	0/2
Opponents	0/0	8/8	10/12	7/10	2/2

Defensive Tackles (solo-ast-total-pd-ff-fr): Seau 111-18-129-8-3-1, Orlando 72-15-87-6-0-1, Gayle 73-12-85-4-0-1, Harper 61-15-76-14-0-1, Gibson 55-14-69-0-0-0, Bush 46-10-56-1-2-1, Shaw 51-5-56-9-0-0, Davis 38-10-48-0-0-0, O'Neal 36-10-46-5-4-0, Lee 31-11-42-2-0-1, Mims 28-4-32-2-1-1, Clark 27-4-31-9-1-0, Young 23-3-26-0-0, Harrison 21-3-24-5-0-0, Clark 18-2-20-0-0-0, Johnson 14-1-15-1-1-0, Parrella 9-3-12-1-0-0, Brandon 5-1-6-1-0-0, Barrie 2-0-2-0-0-0, Castie 2-0-2-1-0-0, Montreuil 0-0-0-1-0-0

Special Teams Tackles (solo-ast-total): Orlando 15-1-16, Fletcher 11-0-11, Young 11-0-11, Montreuil 10-1-11, Harrison 8-1-9, Gordon 7-0-7, Castle 6-0-6, Hendrix 6-0-6, Culver 5-0-5, Harmon 4-0-4, Shaw 4-0-4, Clark 2-2-4, Brandon 3-0-3, Binn 1-1-2, Bennett 1-0-1, Bush 1-0-1, Carney 1-0-1, May 1-0-1

TD	TD%	Int.	Int %	Long	Sack/Lost	Rating
17	0.36	14	0.29	51	23/197	80.4
0	.000	4	.066	41	9/43	49.6
0	.000	0	.000	0	0/0	39.6
17	.031	18	.033	51	32/240	76.4
16	.029	17	.031	50	36/222	75.8

1994 FINAL STATISTICS

(11-5 Overall) First AFC West - Bobby Ross Home (5-3); Away (6-2); Postseason (2-1)

Date	W/L	Score	Opponent	Att.
09/04	W	37-34	@ Denver	74,032
09/11	W	27-10	Cincinnati	53,217
09/18	W	24-10	@ Seattle	65,536
09/25	W	26-24	@ L.A. Raiders	55,385
10/09	W	20-6	Kansas City †	62,923
10/16	W	36-22	@ New Orleans	50,565
10/23	L	15-20	Denver †	61,626
10/30	W	35-15	Seattle †	59,001
11/06	L	9-10	@ Atlanta	59,217
11/13	W	14-13	@ Kansas City	76,997
11/20	L	17-23	@ New England	59,690
11/27	W	31-17	L.A. Rams †	59,579
12/05	L	17-24	L.A. Raiders †	63,012
12/11	L	15-38	San Francisco †	62,105
12/18	W	21-6	@ New York Jets	48,213
12/24	W	37-34	Pittsburgh †	58,379

AFC Divisional Playoffs

01/08 W 22-21 Miami

AFC Championship Game

01/15 W 17-13 @ Pittsburgh

Super Bowl XXIX (Miami, Fla.)

01/29 L 26-49 San Francisco

Team Statistics

	Chargers	Opponents
TOTAL FIRST DOWNS	311	308
Rushing	102	89
Passing	181	191
Penalty	28	28
Third Down: Made/Att.	88/223	77/210
Third Down Pct.	.395	.367
Fourth Down: Made/Att.	10/17	13/25
Fourth Down Pct.	.588	.520
TOTAL NET YARDS	5,220	5,062
Avg. Per Game	326.3	316.4
Total Plays	1033	1005
Avg. Per Play	5.1	5.0
NET YARDS RUSHING	1,852	1,404
Avg. Per Game	115.8	87.8
Total Rushes	482	385
NET YARDS PASSING	3,368	3,658
Avg. Per Game	210.5	228.6
Sacked/Yards Lost	29/251	43/253
Gross Yards	361.9	391.1
Attempts/Completions	522/305	577/363
Completion Pct.	.584	.629
Had Intercepted	14	17
PUNTS/AVERAGE	72/41.0	76/43.3
NET PUNTING AVG.	35.0	36.0
PENALTIES/YARDS	96/875	109/989
FUMBLES/BALL LOST	19/9	29/15
TOUCHDOWNS	40	34
Rushing	13	11
Passing	20	20
Returns	7	3
TIME OF POSSESSION	30:19	29:41

Score by Quarters

Chargers Q1 52 Q2 134 Q3 95 Q4 100 OT 0 PTS. 381

Opponents Q1 51 Q2 104 Q3 46 Q4 105 OT 0 PTS. 306

Scoring

	TD	RU	PA	RT	PAT	FG	S	PTS.
Carney	0	0	0	0	33/33	34/38	0	135
Means	12	12	0	0	0/0	0/0	0	72
Martin	7	0	7	0	0/0	0/0	0	42
Seay	6	0	6	0	0/0	0/0	0	36
Harmon	2	1	1	0	0/0	0/0	0	18
Jefferson	3	0	0	3	0/0	0/0	0	18
Coleman	2	0	0	2	0/0	0/0	0	12
Gordon	2	0	0	2	0/0	0/0	0	12
Pupunu	2	0	2	0	0/0	0/0	0	12
Richard	2	0	0	2	0/0	0/0	0	12
Vanhorse	1	0	0	1	0/0	0/0	0	6
D. Young	1	0	1	0	0/0	0/0	0	6
Chargers	40	13	20	7	33/33	34/38	0	381
Opponents	34	11	20	3	30/30	22/27	0	306

2-Pt. Conversions

Chargers 3-7, Opponents 3-4

Sacks: O'Neal 12.5, Mims 11.0, Lee 6.5, Seau 5.5, White 2.0, Johnson 1.5, Parrella 1.0, L. Young 1.0, R. Davis 0.5, L. Miller 0.5, **Chargers 43.0**, Opponents 29.0

Passing

	Att.	Comp.	Yds.	Comp.%	Yds./Att.	TD	TD%	Int.	Int.%	Long	Sack/Lost	Rating
Humphries	453	264	3209	.583	7.08	17	.038	12	.026	99t	25/223	81.6
Gilbert	67	41	410	.612	6.12	3	.045	1	.015	26	4/28	87.3
Martin	1	0	0	.000	0.00	0	.000	1	100.0	0	0/0	0.0
Means	1	0	0	.000	0.00	0	.000	0	.000	0	0/0	39.6
Chargers	522	305	3619	.584	6.93	20	.038	14	.027	99t	29/251	81.3
Opponents	577	363	3911	.629	6.78	20	.035	17	.029	28t	43/253	82.0

Rushing

	No.	Yds.	Avg.	Long	TD
Means	343	1350	3.9	25	12
Bieniemy	73	295	4.0	36	0
Harmon	25	94	3.8	15t	1
Culver	8	63	7.9	22	0
Jefferson	3	40	13.3	22	0
Humphries	19	19	1.0	8	0
Hendrickson	1	3	3.0	3	0
Gilbert	2	-3	-4	5	0
Martin	8	-9	-4.5	4	0
Chargers	482	1852	3.8	36	13
Opponents	385	1404	3.6	24	11

Receiving

	No.	Yds.	Avg.	Long	TD
Seay	58	645	11.1	49t	6
Harmon	58	615	10.6	35	1
Martin	50	885	17.7	99t	7
Jefferson	43	627	14.6	52t	3
Means	39	235	6.0	22	0
Pupunu	21	214	10.2	25	2
D. Young	17	217	12.8	31	1
Mitchell	11	105	9.5	36	0
Bieniemy	5	48	9.6	25	0
May	2	22	11.0	18	0
Barnes	1	6	6.0	6	0
Chargers	305	3619	11.9	99t	20
Opponents	363	3911	10.8	84t	20

Interceptions

	No.	Yds.	Avg.	Long	TD
Richard	4	224	56.0	99t	2
Gordon	4	32	8.0	23	0
Carrington	3	51	17.0	32	0
Harper	3	28	9.3	15	0
Vanhorse	2	56	28.0	50t	1
Griggs	1	11	11.0	11	0
Chargers	17	402	23.6	99t	3
Opponents	14	233	16.6	90t	2

Punting

	No.	Yds.	Avg.	Net	TB	I-20	Lg. B
Wagner	65	2705	41.6	35.3	3	20	59 0
Kidd TM	7	246	35.1	32.3	1	1	53 0
Chargers	72	2951	41.0	35.0	4	21	59 0
Opponents	76	3290	43.3	36.0	4	19	62 0

Punt Returns

	Ret.	FC	Yds.	Avg.	Lg.	TD
Gordon	36	19	475	13.2	90t	2
Chargers	36	19	475	13.2	90t	2
Opponents	38	14	348	9.2	44	0

Kickoff Returns

	Ret.	Yds.	Avg.	Long	TD
Coleman	49	1293	26.4	90t	2
Harmon	9	157	17.4	25	0
Martin	8	167	20.9	29	0
Mitchell	1	18	18.0	18	0
Parker	1	1	1.0	1	0
Chargers	68	1636	24.1	90t	2
Opponents	79	1740	22.0	93t	1

Field Goals

	1-19	20-29	30-39	40-49	50+
Carney	0/0	12/12	15/15	5/9	2/2
Chargers	0/0	12/12	15/15	5/9	2/2
Opponents	1/1	10/10	7/8	3/6	1/2

Carney (27G) (37G, 20G) (36G, 48N) (38G, 24G, 27G, 33G) (23G, 32G) (49G, 31G, 29G, 29G, 28G) (22G, 39G, 37G, 26G, 44G) (25G, 39G) (50G, 33G, 49G, 47N) (1) (48N, 34G) (31G, 48G, 37G) (24G) (50G, 42N) (1) (37G, 40G, 32G)

Defensive Tackles (solo-ast-total-pd-ff-fr)

Seau 124-31-155-3-1-3, Gordon 75-14-89-8-0-2, Carrington 68-20-88-7-1-2, Richard 69-10-79-7-2-0, Griggs 58-14-72-2-0-0, Gibson 50-18-68-3-0-0, Harper 56-10-66-14-0-0, O'Neal 47-13-60-4-2-1, Mims 35-6-41-4-1-2, Lee 30-9-39-1-1-1, Davis 21-9-30-0-1-0, Vanhorse 23-5-28-3-0-0, Young 14-5-19-1-0-0, Clark 9-2-11-0-0-0, Castle 8-2-10-2-0-0, Parrella 6-2-8-1-0-0, Johnson 4-2-6-0-0-0, White 4-1-5-0-1-0, Hendrickson 2-0-2-0-0, Bush 2-0-2-0-0-0, Miller 1-1-2-0-0-0, Winter 1-0-1-0-1-0

Special Teams Tackles (solo-ast-total)

Harrison 17-3-20, Richard 13-2-15, Bush 11-1-12, Castle 11-0-11, Miller 11-0-11, Coleman 8-2-10, Vanhorse 8-0-8, Binn 6-1-7, Hendrickson 5-1-6, Biemiemy 3-1-4, Young 3-0-3, Clark 1-2-3, Carney 2-0-2, Griggs 2-0-2, Carrington 1-0-1, Culver 1-0-1, May 1-0-1, O'Neal 1-0-1, Wagner 1-0-1, Mitchell 0-1-1

1993 FINAL STATISTICS

(8-8 Overall) Fourth AFC West - Bobby Ross Home (4-4); Away (4-4)

Date	W/L	Score	Opponent	Att.
09/05	W	18-12	Seattle †	58,039
09/12	L	17-34	@ Denver	75,074
09/19	W	18-17	Houston	58,519
10/03	L	14-31	@ Seattle	54,778
10/10	L	3-16	@ Pittsburgh	55,264
10/17	L	14-17	Kansas City †	60,729
10/31	W	30-23	@ L.A. Raiders	45,122
11/07	W	30-17	@ Minnesota	55,527
11/14	L	13-16	Chicago †	58,459
11/21	L	7-12	L.A. Raiders †	60,615
11/29	W	31-0	@ Indianapolis	54,110
12/05	W	13-10	Denver †	60,233
12/12	L	13-20	Green Bay †	57,930
12/19	L	24-28	@ Kansas City	74,778
12/27	W	45-20	Miami †	60,311
01/02	W	32-17	@ Tampa Bay	35,587

Team Statistics

	Chargers	Opponents
TOTAL FIRST DOWNS	313	299
Rushing	120	86
Passing	171	192
Penalty	22	21
Third Down: Made/Att.	89/224	83/210
Third Down Pct.	.397	.395
Fourth Down: Made/Att.	6/15	4/8
Fourth Down Pct.	.400	.500
TOTAL NET YARDS	4967	5066
Avg. Per Game	310.4	316.6
Total Plays	1050	1002
Avg. Per Play	4.7	5.1
NET YARDS RUSHING	1824	1314
Avg. Per Game	114.0	82.1
Total Rushes	455	414
NET YARDS PASSING	3143	3752
Avg. Per Game	196.4	234.5
Sacked/Yards Lost	32/240	32/206
Gross Yards	3383	3958
Attempts/Completions	563/301	556/329
Completion Pct.	.535	.592
Had Intercepted	14	22
POINTS/AVERAGE	74/42.3	72/42.1
NET PUNTING AVG.	36.4	35.5
PENALTIES/YARDS	87/699	94/724
FUMBLES/BALL LOST	13/5	19/12
TOUCHDOWNS	33	30
Rushing	14	10
Passing	18	17
Returns	1	3
TIME OF POSSESSION	29:52	30:08

Score by Quarters

	Q1	Q2	Q3	Q4	OT	PTS.
Chargers	66	76	67	113	0	322
Opponents	50	102	83	55	0	290

Scoring

	TD	RU	PA	RT	PAT	FG	S	PTS.
Carney	0	0	0	0	31/33	31/40	0	124
Means	8	8	0	0	0/0	0/0	0	48
A. Miller	7	0	7	0	0/0	0/0	0	42
Butts	4	4	0	0	0/0	0/0	0	24
Lewis	4	0	4	0	0/0	0/0	0	24
Harmon	2	0	2	0	0/0	0/0	0	12
Jefferson	2	0	2	0	0/0	0/0	0	12
Young	2	0	2	0	0/0	0/0	0	12
Bieniemy	1	1	0	0	0/0	0/0	0	6
Frank	1	0	0	1	0/0	0/0	0	6
Kidd	1	1	0	0	0/0	0/0	0	6
Walker	1	0	1	0	0/0	0/0	0	6
Chargers	33	14	18	1	31/33	31/40	0	322
Opponents	30	10	17	3	30/30	26/33	1	290

2-Pt. Conversions Chargers 0-0, Opponents 0-0

Sacks: O'Neal 12.0, Mims 7.0, Grossman 4.5, Lee 3.0, Richard 2.0, B. Winter 2.0, Carrington 1.0, Pope 0.5, **Chargers 32.0**, Opponents 32.0

Special Teams Tackles (solo-st-total) Bush 12-1-13, Hendrickson 7-3-10, Fields 7-0-7, Vanhorne 7-0-7, Pope 6-1-7, Carrington 6-0-6, Fuller 6-0-6, Plummer 6-0-6, Richard 6-0-6, Gordon 5-0-5, Anno 4-1-5, Crews 3-0-3, May 3-0-3, Castle 2-1-3, Miller 2-1-3, Pupunu 2-1-3, Frank 2-0-2, Whitley 2-0-2, Brady 1-0-1, Carney 1-0-1, Dyal 1-0-1, Harmon 1-0-1, Johnson 1-0-1

	Passing	Att.	Comp.	Yds.	Comp.%	Yds./Att.	TD	TD%	Int.	Int.%	Long	Sack/Lost	Rating
Humphries	324	173	1981	534	6.11	12	.037	10	.031	48t	18/142	71.5	
Friesz	238	128	1402	538	5.89	6	.025	4	.017	66t	14/98	72.8	
Means	1	0	0	.000	0.00	0	.000	0	.000	0	0/0	39.6	
Chargers	563	301	3383	535	6.01	18	.032	14	.025	66t	32/240	72.0	
Opponents	556	329	3958	592	7.12	17	.031	22	.040	71t	32/206	74.8	

	Rushing	No.	Yds.	Avg.	Long	TD
Butts	185	746	4.0	27	4	
Means	160	645	4.0	65t	8	
Harmon	46	216	4.7	19	0	
Bieniemy	33	135	4.1	12	1	
Jefferson	3	53	10.6	33	0	
Humphries	8	37	4.6	27	0	
Friesz	10	3	0.3	2	0	
Lewis	3	2	0.7	7	0	
Hendrickson	1	0	0.0	0	0	
A. Miller	1	0	0.0	0	0	
Kidd	3	-13	-4.3	2t	1	
Chargers	455	1824	4.0	65t	14	
Opponents	414	1314	3.2	19	10	

	Receiving	No.	Yds.	Avg.	Long	TD
A. Miller	84	1162	13.8	66t	7	
Harmon	73	671	9.2	37	2	
Lewis	38	463	12.2	47	4	
Jefferson	30	391	13.0	39t	2	
Walker	21	212	10.1	25t	1	
Butts	15	105	7.0	23	0	
Pupunu	13	142	10.9	28	0	
Barnes	10	137	13.7	21	0	
Means	10	59	5.9	11	0	
Young	6	41	6.8	12t	2	
Bieniemy	1	0	0.0	0	0	
Chargers	301	3383	11.2	66t	18	
Opponents	329	3958	12.0	71t	17	

	Interceptions	No.	Yds.	Avg.	Long	TD
Carrington	7	104	14.9	28	0	
Frank	3	119	39.7	102t	1	
Seau	2	58	29.0	42	0	
Pope	2	14	7.0	12	0	
Plummer	2	7	3.5	6	0	
Vanhorne	2	0	0.0	0	0	
Hendrickson	1	16	16.0	16	0	
Gordon	1	3	3.0	3	0	
Davis	1	0	0.0	0	0	
Richard	1	-2	-2.0	-2	0	
Chargers	22	319	14.5	102t	1	
Opponents	14	271	19.4	68	2	

	Punting	No.	Yds.	Avg.	Net	TB	I-20	Lg.	B
Kidd	57	2431	42.6	35.9	7	16	67	0	0
Sullivan TM	13	541	41.6	39.1	0	3	50	0	0
Carney	4	155	38.8	34.8	0	1	46	0	0
Chargers	74	3127	42.3	36.4	7	20	67	0	0
Opponents	72	3031	42.1	35.5	3	23	77	0	0

	Punt Returns	Ret.	FC	Yds.	Avg.	Lg.	TD
Gordon	31	15	395	12.7	54	0	
Lewis	3	2	17	5.7	7	0	
Chargers	34	17	412	12.1	54	0	
Opponents	36	21	292	8.1	30	0	

	Kickoff Returns	Ret.	Yds.	Avg.	Long	TD
Lewis	33	684	20.7	60	0	
Bieniemy	7	110	15.7	18	0	
Hendrickson	2	25	12.5	13	0	
Means	2	22	11.0	14	0	
A. Miller	2	42	21.0	29	0	
Harmon	1	18	18.0	18	0	
Chargers	47	901	19.2	60	0	
Opponents	64	1063	16.6	48	0	

	Field Goals	1-19	20-29	30-39	40-49	50+
Carney	1/1	7/7	14/17	7/12	2/3	
Chargers	1/1	7/7	14/17	7/12	2/3	
Opponents	0/0	10/10	11/13	1/3	4/7	

Carney (26G, 44G, 51G, 32G, 51G, 19G) (30G) (34G, 34G, 27G, 27G, 36G, 27G) (48N) (33G) (46B, 31B) (45G, 36G, 38G) (36G, 37N) (28G, 30B, 26G, 40N) (1) (36G) (56N, 47N, 27G, 34G) (47G, 43G) (38G) (32G, 49N) (48G, 38G, 43G, 45G)

Defensive Tackles (solo-st-total-pd-ff-fr) Seau 108-21-129-11-1-1, Plummer 78-15-93-1-2-0, Carrington 67-12-79-14-0-1, Richard 69-8-77-5-1-0, Frank 65-8-73-12-0-0, O'Neal 49-7-56-6-2-1, Lee 36-9-45-0-0-1, Vanhorne 36-6-42-2-0-0, Gordon 40-1-41-5-0-1, Pope 32-6-38-4-1-0, Mims 28-4-32-0-2-2, Winter 25-7-32-0-1, Hendrickson 23-5-28-0-0-1, Grossman 16-7-23-4-0-1, Williams 14-4-18-0-0-0, Fuller 8-0-8-3-0-0, Davis 4-0-4-1-0-0, Fields 2-1-3-0-0-0, Bush 1-1-2-0-0-0, Crews 1-0-1-0-0-0, White 1-0-1-0-0-0, Castle 0-1-1-0-0-0, Johnson 0-1-1-0-0-0



YEAR-BY-YEAR STATS



1992 FINAL STATISTICS

(11-5 Overall) First AFC West - Bobby Ross Home (6-2); Away (5-3); Postseason (1-1)

Date	W/L	Score	Opponent	Att.
09/06	L	10-24	Kansas City	45,024
09/13	L	13-21	@ Denver	74,367
09/20	L	6-23	Pittsburgh	46,127
09/27	L	0-27	@ Houston	57,491
10/04	W	17-6	Seattle	36,783
10/18	W	34-14	@ Indianapolis	48,552
10/25	W	24-21	Denver	53,576
11/01	W	26-0	Indianapolis	40,324
11/08	L	14-16	@ Kansas City	72,826
11/15	W	14-13	@ Cleveland	58,396
11/22	W	29-14	Tampa Bay	43,197
11/29	W	27-3	L.A. Raiders †	59,894
12/06	W	27-21	@ Phoenix	26,880
12/13	W	27-10	Cincinnati	50,579
12/20	W	36-14	@ L.A. Raiders	40,152
12/27	W	31-14	@ Seattle	49,324
AFC Wild Card Playoffs				
01/02	W	17-0	Kansas City	60,681
AFC Divisional Playoffs				
01/10	L	0-31	@ Miami	71,224

Team Statistics	Chargers	Opponents
TOTAL FIRST DOWNS	302	250
Rushing	118	80
Passing	161	157
Penalty	23	13
Third Down: Made/Att.	87/221	73/200
Third Down Pct.	.394	.365
Fourth Down: Made/Att.	6/13	3/12
Fourth Down Pct.	.462	.250
TOTAL NET YARDS	5221	4227
Avg. Per Game	326.3	264.2
Total Plays	1018	907
Avg. Per Play	5.1	4.7
NET YARDS RUSHING	1875	1395
Avg. Per Game	117.2	87.2
Total Rushes	489	365
NET YARDS PASSING	3346	2832
Avg. Per Game	209.1	177.0
Sacked/Yards Lost	33/268	51/356
Gross Yards	3614	3188
Attempts/Completions	496/282	491/271
Completion Pct.	.569	.552
Had Intercepted	21	25
PUNTS/AVERAGE	68/42.6	80/44.6
NET PUNTING AVG.	36.4	38.1
PENALTIES/YARDS	91/813	98/798
FUMBLES/BALL LOST	26/12	18/11
TOUCHDOWNS	36	29
Rushing	18	10
Passing	16	17
Returns	2	2
TIME OF POSSESSION	32:03	27:57

Score by Quarters	Q1	Q2	Q3	Q4	OT	PTS.
Chargers	69	92	12	102	0	335
Opponents	62	46	59	74	0	241

Scoring	TD	RU	PA	RT	PAT	FG	S	PTS.
Carney	0	0	0	0	35/35	26/32	0	113
Miller	8	0	7	1	0/0	0/0	0	48
Bernstine	4	4	0	0	0/0	0/0	0	24
Butts	4	4	0	0	0/0	0/0	0	24
Harmon	4	3	1	0	0/0	0/0	0	24
Humphries	4	4	0	0	0/0	0/0	0	24
Lewis	4	0	4	0	0/0	0/0	0	24
Bieniemy	3	3	0	0	0/0	0/0	0	18
Jefferson	2	0	2	0	0/0	0/0	0	12
Walker	2	0	2	0	0/0	0/0	0	12
Carrington	1	0	0	1	0/0	0/0	0	6
Grossman	0	0	0	0	0/0	0/0	2	4
Mims	0	0	0	0	0/0	0/0	1	2
Chargers	36	18	16	2	35/35	26/32	3	335
Opponents	29	10	17	2	28/29	13/16	0	241

2-Pt. Conversions: Chargers 0-0, Opponents 0-0

Sacks: O'Neal 17.0, Mims 10.0, Grossman 8.0, B. Winter 6.0, Seau 4.5, Thornton 2.0, D. Hall 1.0, Rolling 1.0, White 1.0, Lee 0.5. **Chargers 51.0**, Opponents 33.0

Passing	Att.	Comp.	Yds.	Comp.%	Yds./Att.
Humphries	454	263	3356	.579	7.39
Gagliano	42	19	258	.452	6.14
Chargers	496	282	3614	.569	7.29
Opponents	491	271	3188	.552	6.49

Rushing	No.	Yds.	Avg.	Long	TD
Butts	218	809	3.7	22	4
Bernstine	106	499	4.7	25†	4
Bieniemy	74	264	3.6	21	3
Harmon	55	235	4.3	33	4
Humphries	28	79	2.8	25	4
Lewis	2	7	3.5	4	0
Miller	1	-1	-1.0	-1	0
Gagliano	3	-4	-1.3	0	0
Kidd	2	-13	-6.5	0	0
Chargers	489	1875	3.8	33	18
Opponents	365	1395	3.8	52	10

Receiving	No.	Yds.	Avg.	Long	TD
Harmon	79	914	11.6	55	1
Miller	72	1060	14.7	67†	7
Lewis	34	580	17.1	62	4
Walker	34	393	11.6	59	2
Jefferson	29	377	13.0	51	2
Brennan TM	3	22	7.3	12	0
Bernstine	12	86	7.2	16	0
Butts	9	73	8.1	22	0
Bieniemy	5	49	9.8	25	0
Young	4	45	11.3	14	0
Claborne	1	15	15.0	15	0
Chargers	282	3614	12.8	67†	16
Opponents	271	3188	11.8	83†	17

Interceptions	No.	Yds.	Avg.	Long	TD
Carrington	6	152	25.3	69	1
Byrd	4	88	22.0	44	0
Frank	4	37	9.3	33	0
Richard	3	26	8.7	20	0
Seau	2	51	25.5	29	0
Plummer	2	40	20.0	38	0
Blaylock	2	0	0.0	0	0
Vanhorse	1	11	11.0	11	0
Fields	1	0	0.0	0	0
Chargers	25	405	16.2	69	1
Opponents	21	241	11.5	99†	1

Punting	No.	Yds.	Avg.	Net	TB	I-20	Lg.	B
Kidd	68	2899	42.6	36.4	9	22	65	0
Chargers	68	2899	42.6	36.4	9	22	65	0
Opponents	80	3565	44.6	38.1	8	18	62	0

Punt Returns	Ret.	FC	Yds.	Avg.	Lg.	TD
Bieniemy	30	3	229	7.6	21	0
Lewis	13	5	127	9.8	25	0
Brennan TM	1	1	3	3.0	3	0
Chargers	44	12	359	8.2	25	0
Opponents	24	19	244	10.0	46†	1

Kickoff Returns	Ret.	Yds.	Avg.	Long	TD
Lewis	19	402	21.2	62	0
Bieniemy	15	257	17.1	30	0
Harmon	7	96	13.7	30	0
Hendrickson	2	14	7.0	8	0
Brennan TM	1	10	10.0	10	0
Miller	1	33	33.0	33	0
Chargers	45	812	18.0	62	0
Opponents	54	962	17.8	52	0

Field Goals	1-19	20-29	30-39	40-49	50+
Carney	0/0	13/14	5/7	7/8	1/3
Chargers	0/0	13/14	5/7	7/8	1/3
Opponents	0/0	4/5	4/5	5/6	0/0

Carney (45G) (37B, 20G, 27G) (24G, 43G, 25N) (1) (49G, 34N, 51N) (23G, 27G) (52N, 37G) (33G) (1) (488) (28G, 31G) (27G, 21G) (50G, 43G) (21G, 48G) (42G, 23G, 25G, 28G, 23G) (31G, 38G, 47G)

Defensive Tackles (solo-ast-total-pd-ff-fr-): Seau 79-23-102-10-1-1, Richard 59-20-79-3-0-1, O'Neal 68-10-78-4-0-1, Mims 41-12-53-4-1-1, Plummer 41-12-53-2-1-1, Vanhorse 43-7-50-11-0-0, Byrd 45-4-49-20-1-2, Rolling 42-7-49-1-2-1, Carrington 42-5-47-8-2-0, Grossman 41-5-46-1-0-0, Winter 32-9-41-2-0-0, Blaylock 33-4-37-6-0-0, Thornton 21-8-29-0-0-1, Frank 26-3-29-8-0-0, Hall 22-4-26-5-2-0, Fields 19-6-25-3-0-0, Hendrickson 7-4-11-0-0-0, Lee 5-2-7-0-1-1, Murphy 1-1-2-0-0-0, Savage 1-0-1-0-0-0, White 1-0-1-0-0-0

Special Teams Tackles (solo-ast-total): Hendrickson 10-2-12, Marve 7-2-9, Frank 7-1-8, May 5-3-8, Richard 7-0-7, Carrington 6-0-6, Plummer 3-2-5, Vanhorse 3-2-5, Hall 3-1-4, Murphy 3-1-4, Jefferson 3-0-3, Pope 2-1-3, Brennan 2-0-2, Fields 2-0-2, Anno 2-0-2, Bieniemy 1-0-1, Carney 1-0-1, Harmon 1-0-1, Kidd 1-0-1

TD	TD%	Int.	Int.%	Long	Sack/Lost	Rating
16	.035	18	.040	67†	28/218	76.4
0	.000	3	0.071	55	5/50	35.6
16	.032	21	.042	67†	33/268	72.9
17	.035	25	.051	83†	51/356	65.5

1991 FINAL STATISTICS

(4-12 Overall) Fifth AFC West - Dan Henning
Home (3-5); Away (1-7)

Date	W/L	Score	Opponent	Att.
09/01	L	20-26	@ Pittsburgh	55,848
09/08	L	14-34	@ San Francisco	60,753
09/15	L	10-13	Atlanta	44,804
09/22	L	19-27	@ Denver	73,258
09/29	L	13-14	Kansas City	44,907
10/06	W	21-13	@ L.A. Raiders	42,787
10/13	L	24-30	@ L.A. Rams	47,433
10/20	L	24-30 OT	Cleveland	48,440
10/27	L	9-20	@ Seattle	58,025
11/03	W	17-14	Seattle	43,597
11/17	W	24-21	New Orleans	48,420
11/24	L	3-24	@ New York Jets	59,025
12/01	L	7-9	L.A. Raiders t	56,780
12/08	L	17-20 OT	@ Kansas City	73,330
12/15	W	38-30	Miami	47,731
12/22	L	14-17	Denver	51,449

Team Statistics

	Chargers	Opponents
TOTAL FIRST DOWNS	285	292
Rushing	114	94
Passing	155	181
Penalty	16	17
Third Down: Made/Att.	76/217	68/189
Third Down Pct.	.350	.360
Fourth Down: Made/Att.	13/25	6/8
Fourth Down Pct.	.520	.750
TOTAL NET YARDS	4995	5111
Avg. Per Game	312.2	319.4
Total Plays	1010	961
Avg. Per Play	4.9	5.3
NET YARDS RUSHING	2248	1666
Avg. Per Game	140.5	104.1
Total Rushes	464	430
NET YARDS PASSING	2747	3445
Avg. Per Game	171.7	215.3
Sacked/Yards Lost	35/236	28/183
Gross Yards	2983	3628
Attempts/Completions	511/272	503/300
Completion Pct.	.532	.596
Had Intercepted	16	19
PUNTS/AVERAGE	77/39.8	76/40.3
NET PUNTING AVG.	34.8	35.2
PENALTIES/YARDS	96/799	87/718
FUMBLES/BALL LOST	24/12	22/9
TOUCHDOWNS	31	39
Rushing	16	15
Passing	13	22
Returns	2	2
TIME OF POSSESSION	30:02	29:59

Score by Quarters

Chargers	Q1	Q2	Q3	Q4	OT	PTS.
Chargers	41	95	37	101	0	274
Opponents	63	97	73	100	9	342

Scoring

	TD	RU	PA	RT	PAT	FG	S	PTS.
Carney	0	0	0	0	31/31	19/29	0	88
Bernstine	8	8	0	0	0/0	0/0	0	48
Butts	7	6	1	0	0/0	0/0	0	42
Lewis	4	0	3	1	0/0	0/0	0	24
McEwen	3	0	3	0	0/0	0/0	0	18
Miller	3	0	3	0	0/0	0/0	0	18
Harmon	2	1	1	0	0/0	0/0	0	12
Hendrickson	2	1	1	0	0/0	0/0	0	12
Frank	1	0	0	1	0/0	0/0	0	6
Jefferson	1	0	1	0	0/0	0/0	0	6
Chargers	31	16	13	2	31/31	19/29	0	274
Opponents	39	15	22	2	37/38	23/29	1	342

2-Pt. Conversions: Chargers 0-0, Opponents 0-0

Sacks: O'Neal 9.0, Seau 7.0, Grossman 5.5, Benson 1.0, Elder 1.0, Phillips 1.0, Plummer 1.0, Rolling 1.0, Shelton 1.0, Hinkle 0.5, Chargers 28.0, Opponents 35.0

Special Teams Tackles (solo-ast-total): Carrington 16-3-19, Clark 12-1-13, Hendrickson 9-3-12, Frank 9-0-9, Elder 8-1-9, Butts 6-0-6, Thaxton 5-1-6, Harmon 4-1-5, Bayless 3-0-3, Kirk 3-0-3, Plummer 2-0-2, Biernemy 1-0-1, Mack 1-0-1, Rodenhauer 1-0-1, Fields 0-1-1

Passing	Att.	Comp.	Yds.	Comp.%	Yds./Att.
Friesz	487	262	2896	.538	5.95
Gagliano	253	9	76	.391	3.30
Bernstine	1	1	11	100.0	11.00
Chargers	511	272	2983	.532	5.84
Opponents	503	300	3628	.596	7.21

Rushing	No.	Yds.	Avg.	Long	TD
Butts	193	834	4.3	44	6
Bernstine	159	766	4.8	63	8
Harmon	89	544	6.1	33	1
Jefferson	1	27	27.0	27	0
Gagliano	3	19	6.3	16	0
Friesz	10	17	1.8	11	0
Biernemy	3	18	5.7	15	0
Lewis	3	10	3.3	9	0
Samuels	2	10	5.0	6	0
Hendrickson	1	3	3.0	3	1
Chargers	464	2248	4.8	63t	16
Opponents	430	1666	3.9	63t	15

Receiving	No.	Yds.	Avg.	Long	TD
Harmon	59	555	9.4	36	1
Miller	44	649	14.8	58	3
Lewis	42	554	13.2	49t	3
McEwen	37	399	10.8	30	3
Taylor	24	218	9.1	27	0
Walker	20	134	6.7	14	0
Jefferson	12	125	10.4	29	1
Bernstine	11	124	11.3	25	0
Butts	10	91	9.1	46	1
Cox TM	5	53	10.6	19	0
Hendrickson	4	36	9.0	20	1
Samuels	2	33	16.5	29	0
Young	2	12	6.0	6	0
Chargers	272	2983	11.0	58	13
Opponents	300	3628	12.1	89t	22

Interceptions	No.	Yds.	Avg.	Long	TD
Byrd	6	48	8.0	22	0
Carrington	3	30	10.0	19	0
Rolling	2	54	27.0	47	0
Richard	2	5	2.5	3	0
Smith	2	0	0.0	0	0
Frank	1	71	71.0	71t	1
Shelton	1	19	19.0	19	0
Bayless	1	0	0.0	0	0
Elder	1	0	0.0	0	0
Chargers	19	227	11.9	71t	1
Opponents	16	183	11.4	49	1

Punting	No.	Yds.	Avg.	Net	TB	I-20	Lg.	B
Kidd	76	3064	40.3	34.8	6	22	60	1
Chargers	77	3064	39.8	34.8	6	22	60	1
Opponents	76	3064	40.3	35.2	3	18	60	0

Punt Returns	Ret.	FC	Yds.	Avg.	Lg.	TD
Taylor	28	18	269	9.6	48	0
Lewis	5	5	59	11.8	26	0
Byrd	0	2	0	0.0	0	0
Chargers	33	25	328	9.9	48	0
Opponents	32	25	267	8.3	32	0

Kickoff Returns	Ret.	Yds.	Avg.	Long	TD
Elder	27	535	19.8	42	0
Lewis	23	578	25.1	95t	1
Harmon	2	25	12.5	14	0
Benson	1	2	2.0	2	0
Bernstine	1	7	7.0	7	0
Butts	1	0	0.0	0	0
Carrington	0	24	-	24	0
Chargers	55	1171	21.3	95t	1
Opponents	52	1034	19.9	76	0

Field Goals	1-19	20-29	30-39	40-49	50+
Carney	1/1	6/6	6/8	4/10	2/4
Chargers	1/1	6/6	6/8	4/10	2/4
Opponents	2/2	6/6	11/13	1/4	3/4

Carney (36N, 48G, 35G) () (53N, 47N, 39G, 47N) (41G, 43G, 43G, 36G) (36N, 26G, 37G) () (27G) (27G, 48N) (29G, 24G, 56N, 36G) (54G) (19G) (53G, 46N) (44B) (47N, 27G) (35G) ()

Defensive Tackles (solo-ast-total-pd-ff-fr): Seau 111-18-129-2-0, Plummer 88-23-111-0-1, O'Neal 63-5-68-1-2-0, Rolling 52-11-63-5-0-1, Richard 50-9-59-3-1-0, Grossman 47-10-57-0-1-1, Bayless 46-11-57-6-2-1, Seale 47-5-52-8-1-0, Frank 40-1-41-6-0-0, Byrd 33-6-39-16-1-0, Phillips 32-4-36-2-2-1, Hinkle 28-4-32-0-2-1, Shelton 23-3-26-1-0-0, Smith 17-6-23-3-2-1, Elder 20-2-22-3-0-0, Thornton 16-2-18-1-0-0, Carrington 17-0-17-7-0-0, Thaxton 4-0-4-0-0-0, Benson 3-1-4-0-0-0, Mack 3-1-4-1-0-0, McClendon 1-0-1-0-0-0

TD	TD%	Int.	Int%	Long	Sack/Lost	Rating
12	.025	15	.031	58	32/214	67.1
0	.000	1	.043	17	3/22	20.3
1	.000	0	.000	11t	0/0	15.1
13	.025	16	.031	58	35/236	66.2
22	.044	19	.038	89t	28/183	80.7



1989 FINAL STATISTICS

(6-10 Overall) Fifth AFC West - Dan Henning Home (4-4); Away (2-6)

Date	W/L	Score	Opponent	Att.
09/10	L	14-40	@ L.A. Raiders	40,237
09/17	L	27-34	Houston	42,013
09/24	W	21-6	Kansas City	40,128
10/01	W	24-13	@ Phoenix	44,201
10/08	L	10-16	@ Denver	75,222
10/15	L	16-17	Seattle	50,079
10/22	L	13-20	New York Giants	48,566
10/29	L	7-10	@ Seattle	59,691
11/05	W	20-17	Philadelphia	47,019
11/12	W	14-12	L.A. Raiders †	59,151
11/19	L	17-20	@ Pittsburgh	44,203
11/26	L	6-10	@ Indianapolis	58,822
12/03	L	17-20	New York Jets	38,954
12/10	L	21-26	@ Washington	47,693
12/17	W	20-13	@ Kansas City	40,623
12/24	W	19-16	Denver	50,524

Team Statistics

	Chargers	Opponents
TOTAL FIRST DOWNS	267	295
Rushing	95	102
Passing	149	172
Penalty	23	21
Third Down: Made/Att.	81/223	81/227
Third Down Pct.	.363	.357
Fourth Down: Made/Att.	6/18	8/13
Fourth Down Pct.	.333	.615
TOTAL NET YARDS	4910	4764
Avg. Per Game	306.9	297.8
Total Plays	986	1040
Avg. Per Play	5.0	4.6
NET YARDS RUSHING	1873	1813
Avg. Per Game	117.1	113.3
Total Rushes	432	479
NET YARDS PASSING	3037	2951
Avg. Per Game	189.8	184.4
Sacked/Yards Lost	39/254	48/360
Gross Yards	3291	3311
Attempts/Completions	515/270	513/283
Completion Pct.	.524	.552
Had Intercepted	19	25
PUNTS/AVERAGE	84/39.5	79/38.6
NET PUNTING AVG.	32.4	32.9
PENALTIES/YARDS	122/906	93/741
FUMBLES/BALL LOST	24/17	21/13
TOUCHDOWNS	31	29
Rushing	13	13
Passing	15	15
Returns	3	1
TIME OF POSSESSION	28:55	31:05

Score by Quarters

	Q1	Q2	Q3	Q4	OT	PTS.
Chargers	52	43	67	104	0	266
Opponents	42	42	67	89	0	290

Scoring

	TD	RU	PA	RT	PAT	FG	S	PTS.
Bahr		0	0	0	29/30	17/25	0	80
A. Miller	11	0	10	1	0/0	0/0	0	66
Butts	9	9	0	0	0/0	0/0	0	54
Spencer	3	3	0	0	0/0	0/0	0	18
Bernstine	2	1	0	0	0/0	0/0	0	12
Cox	2	0	2	0	0/0	0/0	0	12
Glenn	1	0	0	1	0/0	0/0	0	6
Parker	1	0	1	0	0/0	0/0	0	6
B. Smith	1	0	0	1	0/0	0/0	0	6
Walker	1	0	1	0	0/0	0/0	0	6
Chargers	31	13	15	3	29/30	17/25	0	266
Opponents	29	13	15	1	27/29	29/41	1	290

2-Pt. Conversions: Chargers 0-0, Opponents 0-0

Sacks: Williams 14.0, O'Neal 12.5, Grossman 10.0, Hinkle 2.5, L. Miller 2.5, B. Smith 2.5, Bayless 1.0, Glenn 1.0, Lyles 1.0, Phillips 1.0, Chargers 48.0, Opponents 39.0

Defensive Tackles (solo-ast-total-pd-ff-rt)

Plummer 111-35-146-1-0-1, O'Neal 78-18-96-2-2-2, Smith 59-16-75-4-1-2, Williams 62-6-68-5-1-0, Glenn 55-13-68-9-0-1, Figaro 54-10-64-1-0-1, Byrd 55-8-63-10-2-0, Grossman 47-16-63-1-0-0, Bayless 49-12-61-3-0-1, Seale 49-3-52-12-0-0, Phillips 29-8-37-0-0-0, Lyles 25-8-33-0-1-1, Patterson 26-3-29-4-0-0, Collins 20-6-26-1-0-0, Bennett 21-1-22-1-0-0, Miller 15-3-18-0-0-1, Hinkle 13-3-16-0-0-0

Special Teams Tackles (solo-ast-total)

Woodard 12-2-14, Patterson 11-0-11, Figaro 9-1-10, Brandon 8-1-9, Grossman 6-0-6, Plummer 6-0-6, Butts 5-0-5, Lyles 5-0-5, Bayless 4-0-4, Hinkle 3-0-3, Spencer 3-0-3, Ilesic 2-1-3, Parker 2-0-2, Bahr 1-0-1, Campbell 1-0-1, Holland 1-0-1, Smith 1-0-1

	Passing	Att.	Comp.	Yds.	Comp.%	Yds./Att.	TD	TD%	Int.	Int.%	Long	Sack/Lost	Rating
McMahon	318	176	2132	553	5.97	6.70	10	.031	10	.031	69t	28/167	73.5
Tolliver	185	89	1097	481	5.93	5.17	5	.027	8	.043	49	9/75	57.9
Archer	12	5	62	427	5.17	0.00	1	.083	17	.212	23.6	2/12	23.6
Chargers	515	270	3291	524	6.39	6.39	15	.029	19	.037	69t	39/254	66.7
Opponents	513	283	3311	552	6.45	6.45	15	.029	25	.049	59t	48/360	64.4

	No.	Yds.	Avg.	Long	TD
Rushing	170	683	4.0	50t	9
Butts	134	521	3.9	15	3
Spencer	36	197	5.5	28	0
Nelson TM	29	141	4.9	15	1
McMahon	25	137	5.1	32t	0
Bernstine	19	147	7.7	24	0
Brinson	17	64	3.8	9	0
Holland	6	46	7.7	24	0
A. Miller	4	21	5.3	24	0
Early	1	19	19.0	19	0
Floyd	8	15	1.9	5	0
Archer	2	14	7.0	14	0
Walker	1	9	9.0	9	0
Plummer	1	6	6.0	6	0
Caravello	1	0	0.0	0	0
Tolliver	7	0	0.0	3	0
Chargers	432	1873	4.3	50t	13
Opponents	479	1813	3.8	59	13

	No.	Yds.	Avg.	Long	TD
Receiving	75	1252	16.7	69t	10
Nelson TM	31	328	10.6	49	0
Holland	26	336	12.9	37	0
Walker	24	395	16.5	49	1
Cox	22	200	9.1	24	2
Bernstine	21	222	10.6	36	1
Spencer	18	112	6.2	23	0
Brinson	12	71	5.9	11	0
Early	11	126	11.5	21	0
Caravello	10	95	9.5	37	0
McEwen	7	99	14.1	29	0
Butts	7	21	3.0	8	0
Allen TM	2	19	9.5	11	0
Parker	2	5	2.5	4	1
Floyd	1	6	6.0	6	0
McMahon	1	4	4.0	4	0
Chargers	270	3291	12.2	69t	15
Opponents	283	3311	11.7	59t	15

	No.	Yds.	Avg.	Long	TD
Interceptions	7	38	5.4	22	0
Byrd	4	52	13.0	31	0
Glenn	4	47	11.8	25	0
Seale	3	4	1.3	4	0
Bennett	2	44	22.0	34	0
Patterson	2	28	14.0	28	0
Lyles	1	9	9.0	9	0
B. Smith	1	2	2.0	2	0
Figaro	1	0	0.0	0	0
Bayless	1	0	0.0	0	0
Chargers	25	224	9.0	34	0
Opponents	19	179	9.4	40	0

	No.	Yds.	Avg.	Net	TB	I-20	Lg	B
Punting	76	3049	40.1	32.9	7	11	64	0
Ilesic	8	266	33.3	27.9	0	0	46	0
Chargers	84	3315	39.5	32.4	7	11	64	0
Opponents	79	3050	38.6	32.9	9	21	63	1

	Ret.	FC	Yds.	Avg.	Lg.	TD
Punt Returns	14	15	111	7.9	20	0
McConkey TM	11	0	112	10.2	52	0
Brinson	6	4	31	5.2	13	0
Walker	3	0	15	5.0	11	0
Usher TM	2	0	3	1.5	3	0
Allen TM	1	0	0	0.0	0	0
Figaro	1	0	0	0.0	0	0
Lyles	1	0	0	0.0	0	0
Byrd	1	0	0	—	—	0
Chargers	38	20	272	7.2	52	0
Opponents	43	10	451	10.5	38	0

	Ret.	Yds.	Avg.	Long	TD
Kickoff Returns	29	510	17.6	34	0
Holland	21	533	25.4	91t	1
A. Miller	10	159	15.9	26	0
Usher TM	3	12	4.0	12	0
Floyd	1	21	21.0	21	0
Figaro	1	21	21.0	21	0
Chargers	64	1235	19.3	91t	1
Opponents	57	1249	21.9	84t	1

	1-19	20-29	30-39	40-49	50+
Field Goals	0/0	6/6	6/9	4/6	1/4
Chargers	0/0	6/6	6/9	4/6	1/4
Opponents	1/1	11/12	12/13	4/11	1/4
Bahr (1) (1) (37G) (29G, 51B) (26G, 30G, 52N) (1) (23G, 33N, 49G) (1) (27G, 38N) (53G, 44N, 38G) (37G, 37N) (1) (43G, 42N, 20G) (22G, 41G, 53G, 52N, 45G)					

1988 FINAL STATISTICS

(6-10 Overall) Fourth AFC West - Al Saunders Home (3-5); Away (3-5)

Date	W/L	Score	Opponent	Att.
09/04	L	13-24	@ L.A. Raiders	39,029
09/11	L	3-34	@ Denver	75,359
09/18	W	17-6	Seattle	44,449
09/25	W	24-23	@ Kansas City	45,498
10/02	L	0-12	Denver	55,763
10/09	L	17-23	New Orleans	42,693
10/16	L	28-31	@ Miami	58,972
10/23	L	0-16	Indianapolis	37,722
10/30	L	14-17	@ Seattle	59,641
11/06	L	3-13	L.A. Raiders †	55,134
11/13	W	10-7	@ Atlanta	26,329
11/20	W	38-24	@ L.A. Rams	45,462
11/27	L	10-48	San Francisco	51,484
12/04	L	10-27	@ Cincinnati	56,866
12/11	W	20-14	Pittsburgh	33,816
12/18	W	24-13	Kansas City	26,339

Team Statistics	Chargers	Opponents
TOTAL FIRST DOWNS	255	335
Rushing	115	135
Passing	116	173
Penalty	24	27
Third Down: Made/Att.	70/204	97/221
Third Down Pct.	34.3	43.9
Fourth Down: Made/Att.	7/19	6/11
Fourth Down Pct.	36.8	54.5
TOTAL NET YARDS	4429	5418
Avg. Per Game	276.8	338.6
Total Plays	937	1072
Avg. Per Play	4.7	5.1
NET YARDS RUSHING	2041	2133
Avg. Per Game	127.6	133.3
Total Rushes	438	521
NET YARDS PASSING	2388	3285
Avg. Per Game	149.3	205.3
Sacked/Yards Lost	31/240	34/240
Gross Yards	3528	3525
Attempts/Completions	468/241	517/274
Completion Pct.	51.5	53.0
Had Intercepted	20	16
POINTS/AVERAGE	86/43.5	71/39.3
NET PUNTING AVG.	34.5	32.9
PENALTIES/YARDS	118/1039	74/619
FUMBLES/BALL LOST	26/12	25/10
TOUCHDOWNS	27	38
Rushing	11	15
Passing	11	22
Returns	5	1
TIME OF POSSESSION	28:22	31:38

Score by Quarters	Q1	Q2	Q3	Q4	OT	PTS.
Chargers	72	57	37	65	0	231
Opponents	69	105	57	101	0	332

Scoring	TD	RU	PA	RT	PAT	FG	S	PTS.
Abbott	0	0	0	0	15/15	8/12	0	39
DeLine	0	0	0	0	12/12	6/8	0	30
Early	4	4	0	0	0/0	0/0	0	24
Malone	4	4	0	0	0/0	0/0	0	24
A. Miller	4	0	3	1	0/0	0/0	0	24
Anderson	3	3	0	0	0/0	0/0	0	18
Redden	3	3	0	0	0/0	0/0	0	18
Flutie	2	0	2	0	0/0	0/0	0	12
Holland	2	0	1	1	0/0	0/0	0	12
Adams	1	1	0	0	0/0	0/0	0	6
Bennett	1	0	0	1	0/0	0/0	0	6
Browner	1	0	0	1	0/0	0/0	0	6
James	1	0	1	0	0/0	0/0	0	6
Seale	1	0	0	1	0/0	0/0	0	6
Chargers	27	11	11	5	27/27	14/20	0	231
Opponents	38	15	22	1	36/37	22/36	1	332

2-Pt. Conversions: Chargers 0-0, Opponents 0-0

Sacks: Williams 11.0, O'Neal 4.0, Campbell 3.0, Hinkle 3.0, Keys 3.0, Browner 2.5, Phillips 2.0, Bayless 1.0, Glenn 1.0, P. Miller 1.0, Opponents 1.0, Smith 1.0, Wilson 0.5, **Chargers 34.0**, Opponents 31.0

Rushing	No.	Yds.	Avg.	Long	TD
Anderson	225	1119	5.0	36	3
Spencer	44	215	4.9	24	0
Malone	37	169	4.6	36t	4
Adams	38	149	3.9	14	1
Laufenberg	31	120	3.9	23	0
James	23	105	4.6	23	0
Early	7	63	9.0	37	0
A. Miller	7	45	6.4	20	0
Redden	19	30	1.6	5t	3
Holland	3	19	6.3	10	0
Bernstine	2	7	3.5	5	0
Vlasic	2	0	0.0	0	0

Chargers	438	2041	4.7	37	141
Opponents	521	2133	4.1	37t	15

Receiving	No.	Yds.	Avg.	Long	TD
Holland	39	536	13.7	45	1
A. Miller	36	526	14.6	49	3
James	36	279	7.8	31	1
Anderson	32	182	5.7	20	0
Early	29	375	12.9	38t	4
Bernstine	29	340	11.7	59	0
Flutie	18	208	11.6	28	2
Cox	18	144	8.0	20	0
Jones TM	1	11	11.0	11	0
Spencer	1	14	14.0	14	0
Redden	1	11	11.0	11	0
Sievers TM	1	2	2.0	2	0
Chargers	241	2628	10.9	59	11
Opponents	274	3525	12.9	96t	22

Interceptions	No.	Yds.	Avg.	Long	TD
Byrd	7	82	11.7	42	0
Browner	2	65	32.5	55t	1
Coleman	2	0	0.0	0	0
Bennett	1	21	21.0	21	0
Smith	1	9	9.0	9	0
Faucette	1	2	2.0	2	0
Glenn	1	0	0.0	0	0
Patterson	1	0	0.0	0	0
Chargers	16	179	11.2	55t	1
Opponents	20	307	15.4	44	0

Punting	No.	Yds.	Avg.	Net	TB	I-20	Lg.	B
Mojsiejenko	85	3745	44.1	34.5	11	22	62	1
Chargers	86	3745	43.5	34.5	11	22	62	1
Opponents	71	2792	39.3	32.9	7	16	65	1

Punt Returns	Ret.	FC	Yds.	Avg.	Lg.	TD
James	28	11	278	9.9	24	0
Flutie	7	5	36	5.1	10	0
Chargers	35	16	314	9.0	24	0
Opponents	56	5	558	10.0	36	0

Kickoff Returns	Ret.	Yds.	Avg.	Long	TD
Holland	31	810	26.1	94t	1
A. Miller	25	648	25.9	93t	1
Adams	1	13	13.0	13	0
Flutie	1	10	10.0	10	0
Jones TM	1	13	13.0	13	0
Spencer	1	16	16.0	16	0
Chargers	60	1510	25.2	94t	2
Opponents	47	1055	22.4	97t	1

Field Goals	1-19	20-29	30-39	40-49	50+
Abbott	0/0	3/3	2/4	3/5	0/0
DeLine	0/0	3/3	1/1	2/4	0/0
Chargers	0/0	6/6	3/5	5/9	0/0
Opponents	0/0	8/9	7/10	5/14	2/3

Abbott (23G, 33G) (20G) (48G, 30N) (47G) (34B) (35G) (1I) (49N) (40G) (23G, 43N) (1I) (1I) (1I)
DeLine (1I) (1I) (1I) (1I) (1I) (1I) (1I) (38G) (23G) (26G, 41N) (24G, 42G) (45G, 45N)

Defensive Tackles (solo-ast-total-pd-ff-fr) Plummer 97-21-118-4-1-0, Glenn 73-17-90-8-1-2, Byrd 55-17-72-15-1-0, Williams 61-10-71-0-2-1, Faucette 43-19-62-3-0-1, Browner 47-12-59-5-0-1, Smith 39-11-50-1-1-0, Patterson 41-3-44-9-1-1, Phillips 33-8-41-1-0-0, Charles 34-6-40-0-1-1, Bennett 35-2-37-9-0-0, Seale 31-5-36-7-1-2, Figaro 24-11-35-1-0-0, Coleman 24-8-32-2-1-1, Bayless 28-3-31-1-0-0, O'Neal 22-6-28-2-1-0, Keys 22-4-26-1-0-1, Miller 19-2-21-3-0-0, Wilson 11-6-17-1-0-0, Campbell 14-1-15-0-0-0, Hinkle 10-0-10-0-0-0, Jackson 6-4-10-0-0-0, Miller 6-2-8-0-0-0, Brandon 4-2-6-1-0-1, Kirk 1-0-1-0-0-1

Passing	Att.	Comp.	Yds.	Comp.%	Yds./Att.	TD	TD%	Int.	Int.%	Long	Sack/Lost	Rating
Malone	272	147	1580	54.0	5.81	6	0.22	13	0.48	59	9/45	58.8
Laufenberg	144	69	778	47.9	5.40	4	0.28	5	0.35	47t	18/155	59.3
Vlasic	52	25	270	48.1	5.19	1	0.19	2	0.38	57	3/32	54.2
James	0	0	0	—	—	0	0	0	—	0	1/8	—
Chargers	468	241	2628	51.5	5.62	11	0.24	20	0.43	59	31/240	58.4
Opponents	517	274	3525	53.0	6.82	22	0.43	16	0.31	96t	34/240	75.9

1987 FINAL STATISTICS



YEAR-BY-YEAR STATS

(8-7 Overall) Third AFC West - Al Saunders
Home (4-3); Away (4-4)

Date	W/L	Score	Opponent	Att.
09/13		13-20	@ Kansas City	56,940
09/20	W	28-24	St. Louis	47,988
10/04	W	10-9	@ Cincinnati	26,209
10/11	W	17-13	@ Tampa Bay	23,873
10/18	W	23-17	@ L.A. Raiders	23,541
10/25	W	42-21	Kansas City	47,972
11/01	W	27-24 OT	Cleveland	55,381
11/08	W	16-13	@ Indianapolis	60,459
11/15	W	16-14	L.A. Raiders †	60,639
11/22	L	3-34	@ Seattle	62,444
11/29	L	17-31	Denver †	61,880
12/06	L	18-33	@ Houston	31,714
12/13	L	16-20	Pittsburgh	51,605
12/20	L	7-20	Indianapolis	46,211
12/27	L	0-24	@ Denver	21,189

Team Statistics		Chargers	Opponents
TOTAL FIRST DOWNS			
	Rushing	264	280
	Passing	68	120
	Penalty	175	136
	Third Down: Made/Att.	21	24
	Third Down Pct.	58/193	75/215
	Fourth Down: Made/Att.	301	349
	Fourth Down Pct.	5/15	6/10

TOTAL NET YARDS		Chargers	Opponents
	Avg. Per Game	4588	4953
	Total Yards	305.9	330.2
	Total Plays	951	1008
	Avg. Per Play	4.8	4.9

NET YARDS RUSHING		Chargers	Opponents
	Avg. Per Game	1308	2171
	Total Rushes	87.2	144.7
	Avg. Per Rush	396	522

NET YARDS PASSING		Chargers	Opponents
	Avg. Per Game	3280	2782
	Total Passes	218.7	185.5
	Sacked/Yards Lost	39/322	45/298
	Gross Yards	3602	3080
	Attempts/Completions	516/303	441/227
	Completion Pct.	58.7	51.5
	Had Intercepted	23	13

PUNTS/AVERAGE		Chargers	Opponents
	NET PUNTING AVG.	84/42.0	89/41.5
	PENALTIES/YARDS	33.8	33.6
	FUMBLES/BALL LOST	98/743	107/869
	TOUCHDOWNS	38/20	26/15
	Rushing	29	37
	Passing	11	14
	Returns	5	4

TIME OF POSSESSION		Chargers	Opponents
		28:08	31:52

Score by Quarters		Q1	Q2	Q3	Q4	OT	PTS.
Chargers		79	55	25	9	0	253
Opponents		68	104	68	77	0	317

Scoring		TD	RU	PA	RT	PAT	FG	S	PTS.
Abbott	0	0	0	0	22/23	13/22	0	61	
James	6	2	3	1	0/0	0/0	0	36	
G. Anderson	5	3	2	0	0/0	0/0	0	30	
Winslow	3	0	3	0	0/0	0/0	0	18	
Gaffney	0	0	0	0	4/5	3/6	0	13	
Charlier	2	0	0	0	0/0	0/0	0	12	
Fouts	2	2	0	0	0/0	0/0	0	12	
Neuheisel	1	1	0	0	0/0	0/0	0	7	
Adams	1	1	0	0	0/0	0/0	0	6	
Bernstine	1	0	1	0	0/0	0/0	0	6	
Brandon	1	0	0	1	0/0	0/0	0	6	
Glenn	1	0	0	1	0/0	0/0	0	6	
Middleton	1	0	0	1	0/0	0/0	0	6	
L. Miller	1	0	0	1	0/0	0/0	0	6	
Moffett	1	0	1	0	0/0	0/0	0	6	
Patterson TM	1	0	0	1	0/0	0/0	0	6	
Sartin	1	1	0	0	0/0	0/0	0	6	
A. Williams	1	0	1	0	0/0	0/0	0	6	
L. Williams	0	0	0	0	0/0	0/0	1	2	
Chargers	29	11	13	5	26/28	16/28	2	253	
Opponents	37	14	19	4	36/37	19/29	1	317	

2-Pt. Conversions: Chargers 0-0, Opponents 0-0

Sacks: L. Williams 8.0, Phillips 5.0, B. Winter 4.0, Ehin 3.5, Banks 3.0, L. Miller 3.0, Smith 3.0, Bayless 2.5, Uhrein 2.5, K. Simmons 1.5, Benson 1.0, Charles 1.0, Hunter 1.0, Jackson 1.0, Kirk 1.0, T. Simmons 1.0, Snipes TM 1.0, K. Wilson 1.0, Anderson 0.5, Glenn 0.5, **Chargers 45.0, Opponents 39.0**

Defensive Tackles (solo-ast-total-pd-ff-r)		Plummer	76-12-88-2-3-2	Banks	61-10-71-5-2-2	Glenn	57-9-66-6-1-1	Bayless	44-22-66-1-1-1	Plummer	48-14-62-1-1-0	Patterson	55-3-58-13-0-1	Byrd	49-8-57-9-0-1	Phillips	43-10-53-2-0-0	Ehin	36-8-44-3-0-1	Charles	35-9-44-1-1-0	Williams	31-9-38-5-2-0	Jackson	33-5-38-0-1-1	Benson	31-7-38-0-1-1	Miller	21-0-21-1-1-2	Walters	14-6-20-1-0-0	Hunter	15-4-19-0-0-0	Kirk	11-4-15-0-0-0	Holohan	11-0-11-0-0-0	Ware	10-1-11-0-0-0	Taylor	8-3-11-0-0-0	Uhrein	6-4-10-0-0-0	Bernstine	6-3-9-0-0-0	Wilson	6-2-8-0-0-0	Sievers	7-0-7-0-0-0
--	--	---------	----------------	-------	----------------	-------	---------------	---------	----------------	---------	----------------	-----------	----------------	------	---------------	----------	----------------	------	---------------	---------	---------------	----------	---------------	---------	---------------	--------	---------------	--------	---------------	---------	---------------	--------	---------------	------	---------------	---------	---------------	------	---------------	--------	--------------	--------	--------------	-----------	-------------	--------	-------------	---------	-------------

Rushing	No.	Yds.	Avg.	Long	TD
Adams	90	343	3.8	24	1
G. Anderson	80	260	3.3	25	0
T. Spencer	73	228	3.1	16	3
James	27	102	3.8	15†	2
Middleton	22	88	4.0	9	0
Sartin	18	74	2.6	21	0
Neuheisel	19	52	2.7	10	1
Redden	6	4	0.7	18	1
To. Spencer	14	24	1.7	5	0
Holland	1	17	17.0	17	0
Kelley	4	17	4.3	10	0
A. Williams	1	11	11.0	11	0
Bernstine	1	9	9.0	9	0
Steels	1	3	3.0	3	0
Zachary	1	3	3.0	3	0
Moffett	1	1	1.0	1	0
Fouts	12	0	0.0	2	2
Herrmann	4	-1	-0.2	0	0

Chargers		396	1308	3.3	25	11
Opponents		522	2171	4.2	53	14

Receiving	No.	Yds.	Avg.	Long	TD
Winslow	53	519	9.8	30	3
G. Anderson	47	503	10.7	38	2
James	41	593	14.5	46	3
Chandler	39	617	15.8	27	2
Holohan	20	239	12.0	18	0
T. Spencer	17	123	7.2	18	0
A. Williams	12	247	20.6	37	1
Bernstine	10	76	7.6	15	1
Middleton	8	43	5.4	17	0
Jenkins	8	40	5.0	7	0
Holt	7	56	8.0	17	0
Redden	6	46	7.7	13	0
Holland	6	138	23.0	45	0
Rome	6	49	8.2	13	0
Sartin	6	19	3.2	8	0
Moffett	5	80	16.0	25	1
Adams	4	38	9.5	21	0
Muhammad	2	87	43.5	67	0
To. Spencer	2	47	23.5	45	0
Ware	2	38	19.0	23	0
Steels	1	4	4.0	4	0

Chargers		303	3602	11.9	67	13
Opponents		227	3080	13.6	63†	19

Interceptions	No.	Yds.	Avg.	Long	TD
Smith	5	28	5.6	12	0
Glenn	4	166	41.5	103†	1
Patterson TM	1	75	75.0	75†	1
Banks	1	20	20.0	20	0
Plummer	1	2	2.0	2	0
Brazley	1	0	0.0	0	0
Chargers	13	291	22.4	103†	2
Opponents	23	266	11.6	58	1

Punting	No.	Yds.	Avg.	Net	TB	I-20	I-50	Lg.	B
Mojsejenko	67	2875	42.9	33.5	12	15	57	0	0
Prokop	17	654	38.5	35.1	1	1	50	0	0
Chargers	84	3529	42.0	33.8	13	16	57	0	0
Opponents	89	3694	41.5	33.6	10	18	61	1	0

Punt Returns	Ret.	FC	Yds.	Avg.	Lg.	TD
James	32	7	400	12.5	81†	1
A. Williams	10	1	96	9.6	25	0
Rome	3	1	12	4.0	6	0
Chargers	45	9	508	11.3	81†	1
Opponents	43	9	429	10.0	71†	1

Kickoff Returns	Ret.	Yds.	Avg.	Long	TD
G. Anderson	22	433	19.7	31	0
Holland	19	410	21.6	46	0
Sartin	5	117	23.4	28	0
Adams	4	32	8.0	11	0
Kirk	3	15	5.0	10	0
James	2	41	20.5	21	0
Jenkins	2	46	23.0	25	0
Rome	2	28	14.0	17	0
Bernstine	1	13	13.0	13	0
Hunter	1	0	0.0	0	0
Zachary	1	2	2.0	2	0
Chargers	62	1137	18.3	46	0
Opponents	50	985	19.7	95†	1

Field Goals	1-19	20-29	30-39	40-49	50+
Abbott	0/0	2/3	9/10	2/6	0/3
Gaffney	0/0	3/3	0/0	0/0	0/0
Chargers	0/0	5/6	9/13	2/6	0/3
Opponents	0/0	6/7	6/9	7/12	0/1

Defensive Tackles cont'd: Brandon 4-0-4-0-0-1, Baldwin 3-0-3-0-0-0, Mojsiejenko 2-0-2-0-0-0, Hardison 0-1-1-0-0-0-0

Passing	Att.	Comp.	Yds.	Comp. %	Yds./Att.	TD	TD%	Int.	Int. %	Long	Sack/Lost	Rating
Fouts	364	206	2517	56.6	6.91	10	0.27	15	0.41	46	24/176	70.0
Neuheisel	59	40	367	67.8	6.22	1	0.17	1	0.17	32	10/89	83.1
Herrmann	57	37	405	64.9	7.11	1	0.18	5	0.88	34	3/37	55.1
Kelley	29	17	305	58.6	10.52	1	0.34	0	0.00	67	1/7	106.3



1986 FINAL STATISTICS

(4-12 Overall) Fifth AFC West - **Don Coryell (1-7); Home (2-6); Away (2-6)**
Al Saunders (3-5)

Date	W/L	Score	Opponent	Att.
09/07	W	50-28	Miami †	57,726
09/14	L	7-20	@ New York Giants	74,921
09/21	L	27-30	Washington	57,853
09/28	L	13-17	@ L.A. Raiders	63,153
10/06	L	7-33	@ Seattle	63,207
10/12	L	14-31	Denver †	55,662
10/19	L	41-42	@ Kansas City	55,767
10/26	L	7-23	@ Philadelphia	41,469
11/02	L	23-24	Kansas City	48,518
11/09	W	9-3	@ Denver	75,012
11/16	L	21-24	Dallas †	55,622
11/20	L	31-37 OT	L.A. Raiders †	56,031
11/30	W	17-3	@ Indianapolis	47,950
12/07	W	27-0	Houston	40,103
12/14	L	24-34	Seattle	47,096
12/21	L	17-47	@ Cleveland	68,505

Team Statistics		Chargers	Opponents
TOTAL FIRST DOWNS		334	308
Rushing		98	104
Passing		212	182
Penalty		24	22
Third Down: Made/Att.		98/231	95/221
Third Down Pct.		42.4	43.0
Fourth Down: Made/Att.		6/13	1/5
Fourth Down Pct.		46.2	20.0
TOTAL NET YARDS		5356	5366
Avg. Per Game		334.8	335.4
Total Plays		1107	1046
Avg. Per Play		4.8	5.1
NET YARDS RUSHING		1576	1678
Avg. Per Game		98.5	104.9
Total Rushes		471	475
NET YARDS PASSING		3780	3688
Avg. Per Game		236.3	230.5
Sacked/Yards Lost		32/265	62/440
Gross Yards		4045	4128
Attempts/Completions		604/339	509/288
Completion Pct.		56.1	56.6
Had Intercepted		33	15
PUNTS/AVERAGE		79/40.4	81/40.8
NET PUNTING AVG.		32.9	34.9
PENALTIES/YARDS		119/977	108/918
FUMBLES/BALL LOST		29/16	42/22
TOUCHDOWNS		41	47
Rushing		19	14
Passing		21	27
Returns		1	6
TIME OF POSSESSION		30:32	29:28

Score by Quarters						
Chargers	Q1	Q2	Q3	Q4	OT	PTS.
Chargers	73	125	48	89	0	335
Opponents	64	98	101	127	6	396

Scoring										
	TD	RU	PA	RT	PAT	FG	S	PTS.		
Benschirke	0	0	0	0	39/41	16/25	0	87		
Anderson	9	1	8	0	0/0	0/0	0	54		
McGee	7	7	0	0	0/0	0/0	0	42		
Spencer	6	6	0	0	0/0	0/0	0	36		
Winslow	5	0	5	0	0/0	0/0	0	30		
Adams	4	4	0	0	0/0	0/0	0	24		
Chandler	4	0	4	0	0/0	0/0	0	24		
Joiner	2	0	2	0	0/0	0/0	0	12		
Flick	1	1	0	0	0/0	0/0	0	6		
Hoholan	1	0	1	0	0/0	0/0	0	6		
Johnson	1	0	1	0	0/0	0/0	0	6		
O'Neal	1	0	0	1	0/0	0/0	0	6		
Chargers	41	19	21	1	39/41	16/25	1	335		
Opponents	47	14	27	6	45/46	23/31	0	396		

2-Pt. Conversions: Chargers 0-0, Opponents 0-0

Sacks: Lee Williams 15.0, O'Neal 12.5, Smith 11.0, Hardison 6.5, Wilson 5.5, Benson 5.0, Ehin 2.5, Plummer 2.5, Robinson 2.0, Unrein 0.5, **Chargers 62.0**, Opponents 32.0

Forward Pass										
	Passing	Att.	Comp.	Yds.	Comp.%	Yds./Att.	TD	TD%	Int.	Int.%
Herrmann		430	252	3031	586	7.05	16	.037	22	5.1
Flick		97	51	627	526	6.46	2	.021	3	0.31
Hoholan		73	33	361	452	4.95	2	.027	8	1.10
Johnson		2	1	21	500	10.50	0	.000	0	.000
Anderson		1	1	4	100.0	4.00	1	100.0	0	.000
McGee		1	1	1	100.0	1.00	0	.000	0	.000
Chargers		604	339	4045	.561	6.70	21	.035	33	.055
Opponents		509	288	4128	.566	8.11	27	.053	15	.029

Rushing					
	No.	Yds.	Avg.	Long	TD
Anderson	127	442	3.5	17	1
Adams	118	366	3.1	22	4
Spencer	99	350	3.5	23	6
James	51	224	4.4	24	0
McGee	63	187	3.0	20	7
Herrmann	2	6	3.0	6	0
Flick	6	5	0.8	7	1
Mathison	1	-1	-1.0	-1	0
Fouts	4	-3	-0.7	0	0
Chargers	471	1576	3.3	24	19
Opponents	475	1678	3.5	28	14

Receiving					
	No.	Yds.	Avg.	Long	TD
Anderson	80	871	10.9	65	8
Winslow	64	728	11.4	28	5
Chandler	56	874	15.6	40	4
Joiner	34	440	12.9	33	2
Johnson	30	399	13.3	30	1
Hoholan	29	356	12.3	34	1
James	23	173	7.5	18	0
McGee	10	105	10.5	18	0
Spencer	6	48	8.0	15	0
Adams	4	26	6.5	10	0
Sievers	2	14	7.0	9	0
Ware	1	11	11.0	11	0
Chargers	339	4045	11.9	65t	21
Opponents	288	4128	14.3	72	27

Interceptions					
	No.	Yds.	Avg.	Long	TD
Byrd	5	45	9.0	18	0
Dale	4	153	38.3	50	0
Glenn TM	2	31	15.5	31	0
O'Neal	2	22	11.0	17	1
Brown TM	1	23	23.0	23	0
Taylor	1	0	0.0	0	0
Chargers	15	274	18.3	50	1
Opponents	33	421	12.8	80	2

Punting							
	No.	Yds.	Avg.	Net	TB	I-20	Lg. B
Mojisi Jenko	72	3026	42.0	32.9	11	15	62
Chandler	5	167	33.4	33.0	0	0	38
Chargers	79	3193	40.4	32.9	11	15	62
Opponents	81	3304	40.8	34.9	7	15	59

Punt Returns					
	Ret.	FC	Yds.	Avg.	Lg. TD
Anderson	25	10	227	9.1	30
James	9	6	94	10.4	21
Chandler	3	0	13	4.3	10
Chargers	37	16	334	9.0	30
Opponents	43	5	370	8.6	48

Kickoff Returns					
	Ret.	Yds.	Avg.	Long	TD
Anderson	24	482	20.1	35	0
James	18	315	17.5	31	0
Adams	5	100	20.0	25	0
Spencer	5	81	16.2	21	0
Wyatt	5	74	14.8	23	0
Johnson	3	48	16.0	21	0
Winslow	2	11	5.5	8	0
Chandler	1	11	11.0	11	0
McGee	1	15	15.0	15	0
Plummer	1	0	0.0	0	0
Chargers	65	1137	17.5	35	0
Opponents	60	1088	18.1	46	0

Field Goals					
	1-19	20-29	30-39	40-49	50+
Benschirke	1/1	6/9	5/8	3/5	1/2
Chargers	1/1	6/9	5/8	3/5	1/2
Opponents	1/1	11/13	8/9	1/6	2/2

Benschirke (26G, 36G, 36G) (1)(50G, 31G) (1)(30N) (1)(30G, 35N, 21G) (1)(31B) (25G, 48G, 26N, 21G) (55N, 44N) (47G) (19G, 26B, 43N) (20G, 35G) (23G) (40G, 23N)

Defensive Tackles (solo-ast-total-pd-ff-r) Smith 83-27-110-6-4-1, Dale 85-16-101-6-2-0, Plummer 75-20-98-3-1-2, Benson 65-25-90-5-3-1, O'Neal 61-21-82-6-3-1, Williams 57-16-73-6-0-1, Byrd 50-9-59-5-1-0, Lowe 43-12-55-0-1-2, Ehin 30-16-46-0-0-1, Brown 41-2-43-5-1-2, Taylor 33-6-39-12-0-1, Glenn 29-4-33-5-0-2, Davis 27-5-32-8-0-0, Allert 20-12-32-0-0-0, Robinson 20-9-29-3-2-1, Wyatt 19-6-25-1-0-0, Unrein 15-9-24-0-0-0, Hardison 17-6-23-0-1-1, Wilson 19-2-21-1-1-0, Hunter 17-4-21-5-0-0, Sullivan 16-5-21-1-0-0, Nelson 6-2-8-0-0-1, Winter 5-1-6-0-0-0

Sack/Lost									
	TD	TD%	Int.	Int.%	Long	Sack/Lost	Rating		
Herrmann	16	.037	22	5.1	65t	21/173	71.4		
Flick	2	.021	3	0.31	28	5/43	66.8		
Hoholan	2	.027	8	1.10	26	6/49	29.9		
Johnson	0	.000	0	.000	21	0/0	87.5		
Anderson	1	100.0	0	.000	4t	0/0	122.9		
McGee	0	.000	0	.000	1	0/0	79.2		
Chargers	21	.035	33	.055	65t	32/265	65.6		
Opponents	27	.053	15	.029	72t	62/440	88.4		

1985 FINAL STATISTICS

(8-8 Overall) Fourth AFC West - Don Coryell Home (6-2); Away (2-6)

Date	W/L	Score	Opponent	Att.
09/08	W	14-9	@ Buffalo	67,597
09/15	L	35-49	Seattle	54,420
09/22	W	44-41	@ Cincinnati	52,270
09/29	L	7-21	Cleveland	52,107
10/06	L	7-26	@ Seattle	61,300
10/13	W	31-20	Kansas City	50,067
10/20	L	17-21	@ Minnesota	61,670
10/28	L	21-34	@ L.A. Raiders	69,297
11/03	W	30-10	Denver †	57,312
11/10	W	40-34 OT	L.A. Raiders †	58,566
11/17	L	24-30 OT	@ Denver	74,376
11/24	L	35-37	@ Houston	34,336
12/01	W	40-7	Buffalo	45,487
12/08	W	54-44	Pittsburgh †	52,098
12/15	W	20-14	Philadelphia	45,569
12/22	L	34-38	@ Kansas City	18,178

Team Statistics		Chargers	Opponents
TOTAL FIRST DOWNS		380	364
Rushing		92	122
Passing		259	218
Penalty		29	24
Third Down: Made/Att.		86/208	89/209
Third Down Pct.		41.3	42.6
Fourth Down: Made/Att.		6/10	8/12
Fourth Down Pct.		60.0	66.7
TOTAL NET YARDS		6535	6265
Avg. Per Game		408.4	391.6
Total Plays		1111	1105
Avg. Per Play		5.9	5.7
NET YARDS RUSHING		1665	1972
Avg. Per Game		104.1	123.3
Total Rushes		440	470
NET YARDS PASSING		4870	4293
Avg. Per Game		304.4	268.3
Sacked/Yards Lost		39/305	40/304
Gross Yards		5175	4597
Attempts/Completions		632/386	595/357
Completion Pct.		61.1	60.0
Had Intercepted		30	26
PUNTS/AVERAGE		68/42.4	70/38.8
NET PUNTING AVG.		35.7	33.5
PENALTIES/YARDS		100/937	86/703
FUMBLES/BALL LOST		44/19	37/16
TOUCHDOWNS		60	55
Rushing		20	25
Passing		37	28
Returns		3	2
TIME OF POSSESSION		29:21	30:39

Score by Quarters		Q1	Q2	Q3	Q4	OT	PTS.
Chargers		86	134	96	145	6	467
Opponents		82	124	114	109	6	435

Scoring	TD	RU	PA	RT	PAT	FG	S	PTS.
Thomas	0	0	0	0	51/55	18/28	0	105
Chandler	10	0	10	0	0/0	0/0	0	60
Spencer	10	10	0	0	0/0	0/0	0	60
James	8	2	6	0	0/0	0/0	0	48
Anderson	7	4	2	1	0/0	0/0	0	42
Joiner	7	0	7	0	0/0	0/0	0	42
Sievers	6	0	6	0	0/0	0/0	0	36
Holohan	3	0	3	0	0/0	0/0	0	18
McGee	3	3	0	0	0/0	0/0	0	18
Bendross	2	0	2	0	0/0	0/0	0	12
Adams	1	1	0	0	0/0	0/0	0	6
Dale	1	0	0	1	0/0	0/0	0	6
Hendy	1	0	0	1	0/0	0/0	0	6
Johnson	1	0	1	0	0/0	0/0	0	6
Benirschke	0	0	0	0	2/2	0/0	0	2
Chargers	60	20	37	3	53/57	18/28	0	467
Opponents	55	25	28	2	51/53	18/30	0	435

2-Pt. Conversions: Chargers 0-0, Opponents 0-0

Sacks: Williams 9.0, Robinson 7.0, L. King 6.0, Lowe 5.5, Wilson 3.0, Bradley 2.0, Garnett TM 1.0, B. Smith 2.0, Ehin 1.5, Davis 1.0, Ferguson TM 1.0, Green 1.0, **Chargers 40.0**, Opponents 39.0

Rushing	No.	Yds.	Avg.	Long	TD
James	105	516	4.9	56t	2
Spencer	124	478	3.9	24	10
Anderson	116	429	3.7	27	4
McGee	42	181	4.3	44	3
Adams	16	49	3.1	14	1
Steels TM	6	12	2.0	5	0
Chandler	1	9	9.0	9	0
Mojсиеjenko	1	0	0.0	0	0
Fouts	11	-1	-0.1	7	0
Herrmann	18	-8	-0.4	11	0

Chargers	440	1665	3.8	56t	20
Opponents	470	1972	4.2	61	25

Receiving	No.	Yds.	Avg.	Long	TD
James	86	1027	11.9	67t	6
Chandler	67	1199	17.9	75t	10
Joiner	59	932	15.8	39t	7
Holohan	42	458	10.9	23	3
Sievers	41	438	10.7	30t	6
Anderson	35	422	12.1	52t	2
Winslow	25	318	12.7	26	0
Bendross	11	156	14.2	54t	2
Spencer	11	135	12.3	43	0
Johnson	4	51	12.8	20t	1
McGee	3	15	5.0	7	0
Adams	1	12	12.0	12	0
Faulkner	1	12	12.0	12	0

Chargers	386	5175	13.4	75t	37
Opponents	357	4597	12.9	84t	28

Interceptions	No.	Yds.	Avg.	Long	TD
Walters	5	71	14.2	30	0
Hendy	4	139	34.8	75t	1
Lowe	3	6	2.0	4	0
Dale	2	83	41.5	47t	1
Bradley	2	36	18.0	18	0
Davis	2	29	14.5	28	0
Green	2	17	8.5	12	0
L. King	2	8	4.0	5	0
McPherson	1	30	30.0	30	0
Byrd	1	25	25.0	25	0
Williams	1	17	17.0	17	0
B. Smith	1	0	0.0	0	0

Chargers	26	461	17.7	75t	2
Opponents	30	268	8.9	27	0

Punting	No.	Yds.	Avg.	Net	TB	I-20	Lg.	B
Mojсиеjenko	68	2881	42.4	35.7	9	15	67	0
Chargers	68	2881	42.4	35.7	9	15	67	0
Opponents	70	2717	38.8	33.5	8	21	61	1

Punt Returns	Ret.	FC	Yds.	Avg.	Lg.	TD
James	25	8	213	8.5	24	0
McPherson	0	2	0	—	—	0
Steels TM	0	1	0	—	—	0

Chargers	25	11	213	8.5	24	0
Opponents	36	1	274	7.6	20	0

Kickoff Returns	Ret.	Yds.	Avg.	Long	TD
James	36	779	21.6	46	0
Anderson	13	303	23.3	98t	1
Steels TM	10	222	22.2	54	0
McGee	7	135	19.3	33	0
Adams	2	50	25.0	26	0
Bendross	1	2	2.0	2	0
Holohan	1	0	0.0	0	0
Sievers	1	3	3.0	3	0

Chargers	71	1494	21.0	98t	1
Opponents	68	1363	20.0	51	0

Field Goals	1-19	20-29	30-39	40-49	50+
Thomas	1/1	8/8	6/10	3/7	0/2
Chargers	1/1	8/8	6/10	3/7	0/2
Opponents	0/0	5/6	5/6	5/9	2/5

Thomas (1) (21G, 20G, 28G, 52N, 34G) (31N) (1)(30G) (42G) (50N) (36G, 35G, 18G) (34G, 23G, 30N, 35N) (40B, 47B, 41N, 36G) (47N) (24G, 28G) (1) (45G, 46G) (24G, 26G, 32N)

Defensive Tackles (solo-ast-total-pd-ff-fr-): Smith 99-32-131-7-2-3, Green 79-25-104-6-2-2, Byrd 84-16-100-4-2-1, King 68-16-84-3-6-0, Dale 67-10-77-8-1-0, Lowe 50-12-62-1-1-0, Hendy 44-13-57-4-0-1, Walters 51-5-35-9-0-1, Ehin 39-14-53-3-0-1, Williams 40-9-49-6-1-1, Bradley 32-3-35-7-0-2, Nelson 26-8-34-0-1-0, Williams 23-7-30-2-1-0, Robinson 19-1-20-4-1-0, O'Bard 12-8-20-2-0-0, Osby 8-3-11-1-0-0

Passing	Att.	Comp.	Yds.	Comp.%	Yds./Att.	TD	TD%	Int.	Int.%	Long	Sack/Lost	Rating
Fouts	430	254	3638	59.1	8.46	27	.063	20	.047	75t	18/135	88.1
Herrmann	201	132	1537	65.7	7.65	10	.050	10	.050	59	19/157	84.5
Holohan	1	0	0	.000	0.00	0	.000	0	.000	0	1/8	39.6
Anderson	0	0	0	—	—	0	—	0	—	0	1/5	—
Chargers	632	386	5175	.611	8.19	37	.059	30	.047	75t	39/305	86.8
Opponents	595	357	4597	60.0	7.73	28	.047	26	.044	84t	40/304	81.8

1983 FINAL STATISTICS

(6-10 Overall) Fourth AFC West - Don Coryell
Home (4-4); Away (2-6)

Date	W/L	Score	Opponent	Att.
09/04	L	29-41	New York Jets †	51,004
09/12	W	17-14	@ Kansas City	62,150
09/18	L	31-34	@ Seattle	61,714
09/25	L	24-30 OT	Cleveland †	49,482
10/02	W	41-34	@ New York Giants	73,892
10/09	W	28-21	Seattle †	49,132
10/16	L	21-37	@ New England	59,016
10/23	L	6-14	@ Denver	74,581
10/31	L	24-27	Washington †	46,114
11/06	L	3-26	@ Pittsburgh	58,191
11/13	W	24-23	Dallas †	46,192
11/20	L	14-44	@ St. Louis	40,644
11/27	W	31-7	Denver †	43,650
12/01	L	10-42	L.A. Raiders †	47,760
12/11	W	43-38	Kansas City †	35,510
12/18	L	14-30	@ L.A. Raiders	57,325

Team Statistics	Chargers	Opponents
TOTAL FIRST DOWNS	361	347
Rushing	106	137
Passing	230	187
Penalty	25	23
Third Down: Made/Att.	93/215	109/231
Third Down Pct.	433	472
Fourth Down: Made/Att.	10/21	8/15
Fourth Down Pct.	476	533
TOTAL NET YARDS	6197	5955
Avg. Per Game	387.3	372.2
Total Plays	1086	1127
Avg. Per Play	5.7	5.3
NET YARDS RUSHING	1536	2173
Avg. Per Game	96.0	135.8
Total Rushes	423	552
NET YARDS PASSING	4661	3782
Avg. Per Game	291.3	226.4
Sacked/Yards Lost	28/230	31/269
Gross Yards	4891	4051
Attempts/Completions	635/369	544/330
Completion Pct.	58.1	60.7
Had Intercepted	33	16
PUNTS/AVERAGE	63/43.9	70/39.7
NET PUNTING AVG.	36.6	36.1
PENALTIES/YARDS	115/961	111/953
FUMBLES/BALL LOST	42/22	26/17
TOUCHDOWNS	45	57
Rushing	16	26
Passing	27	28
Returns	2	3
TIME OF POSSESSION	28:04	31:56

Score by Quarters	Q1	Q2	Q3	Q4	OT	PTS.
Chargers	92	92	75	99	0	358
Opponents	83	137	95	141	6	462

Scoring	TD	RU	PA	RT	PAT	FG	S	PTS.
Benirschke	0	0	0	0	43/45	15/24	0	88
Muncie	13	12	1	0	0/0	0/0	0	78
Winslow	8	0	8	0	0/0	0/0	0	48
Chandler	5	0	5	0	0/0	0/0	0	30
Duckworth	5	0	5	0	0/0	0/0	0	30
Brooks	3	3	0	0	0/0	0/0	0	18
Joiner	3	0	3	0	0/0	0/0	0	18
Sievers	3	0	3	0	0/0	0/0	0	18
Holohan	2	0	2	0	0/0	0/0	0	12
Fouts	1	1	0	0	0/0	0/0	0	6
Nelson	1	0	0	1	0/0	0/0	0	6
Young	1	0	0	1	0/0	0/0	0	6
Chargers	45	16	27	2	43/45	15/24	0	358
Opponents	57	26	28	3	54/56	22/29	0	462

2-Pt. Conversions: Chargers 0-0, Opponents 0-0

Sacks: King 8.0, Ferguson 5.0, Lowe 4.5, Johnson 3.0, B. Smith 3.0, Ackerman 1.5, Green 1.0, Henderson 1.0, McPherson 1.0, Young 1.0, Bradley 0.5, Elko 0.5, Chargers 31.0, Opponents 28.0

Passing	Att.	Comp.	Yds.	Comp.%	Yds./Att.	TD	TD%	Int.	Int.%	Long	Sack/Lost	Rating
Fouts	340	215	2975	632	8.75	20	.059	15	.044	59t	14/107	92.5
Luther	287	151	1875	526	6.53	7	.024	17	.059	46	13/120	56.6
Mathison	5	3	41	600	8.20	0	.000	1	.200	25	0/0	46.7
Buford	1	0	0	.000	0.00	0	.000	0	.000	0	0/0	39.6
Holohan	1	0	0	.000	0.00	0	.000	0	.000	0	0/0	39.6
S. Smith	1	0	0	.000	0.00	0	.000	0	.000	0	0/0	39.6
Chandler	0	0	0	—	—	0	—	0	—	0	1/3	—
Chargers	635	369	4891	581	7.70	27	.043	33	.052	59t	28/230	75.1
Opponents	544	330	4051	607	7.45	28	.051	16	.029	71t	31/269	88.6

Rushing	No.	Yds.	Avg.	Long	TD
Muncie	235	886	3.8	34t	12
Brooks	127	516	4.1	61	3
S. Smith	24	91	3.8	20	0
Jackson	11	39	3.5	6	0
Chandler	2	25	12.5	23	0
Cappelletti	1	5	5.0	5	0
Mathison	1	0	0.0	0	0
Fouts	12	-5	-0.4	3	1
Sievers	1	-7	-7.0	-7	0
Luther	9	-14	-1.6	8	0
Chargers	423	1536	3.6	61	16
Opponents	552	2173	3.9	49t	26

Receiving	No.	Yds.	Avg.	Long	TD
Winslow	88	1172	13.3	46	8
Joiner	65	960	14.8	33t	3
Chandler	58	845	14.6	44t	1
Muncie	42	396	9.4	27	1
Sievers	33	452	13.7	28	3
Brooks	25	215	8.6	36	0
Holohan	23	272	11.8	35	2
Duckworth	20	422	21.1	59t	5
S. Smith	6	51	8.5	21	0
Jackson	5	42	8.4	10	0
Carr	2	36	18.0	23	0
Scales	2	28	14.0	14	0
Chargers	369	4891	13.3	59t	27
Opponents	330	4051	12.3	71t	28

Interceptions	No.	Yds.	Avg.	Long	TD
Walters	7	55	7.9	33	0
Young	2	49	24.5	40t	1
Fox	2	14	7.0	14	0
King	1	19	19.0	19	0
Preston	1	13	13.0	13	0
Green	1	3	3.0	3	0
Byrd	1	0	0.0	0	0
McPherson	1	0	0.0	0	0
Chargers	16	153	9.6	40t	1
Opponents	33	377	11.4	39	2

Punting	No.	Yds.	Avg.	Net	TB	I-20	Lg.	B
Buford	63	2763	43.9	36.6	8	13	60	0
Chargers	63	2763	43.9	36.6	8	13	60	0
Opponents	70	2780	39.7	36.1	2	27	55	1

Punt Returns	Ret.	FC	Yds.	Avg.	Lg.	TD
Brooks	18	4	137	7.6	30	0
Chandler	8	6	26	3.3	11	0
Fortune	4	0	16	4.0	9	0
Scales	2	0	34	17.0	30	0
Laird	1	0	0	0.0	0	0
Chargers	33	10	213	6.5	30	0
Opponents	35	5	299	8.5	28	0

Kickoff Returns	Ret.	Yds.	Avg.	Long	TD
Brooks	32	607	19.0	34	0
Laird	15	342	22.8	41	0
Jackson	11	201	18.3	32	0
McPherson	5	77	15.4	19	0
Jodat	3	45	15.0	18	0
Young	3	41	13.7	19	0
S. Smith	2	32	16.0	21	0
Scales	1	16	16.0	16	0
Sievers	1	6	6.0	6	0
B. Smith	1	10	10.0	10	0
Chargers	74	1377	18.6	41	0
Opponents	70	1426	20.4	64	0

Field Goals	1-19	20-29	30-39	40-49	50+
Benirschke	0/0	7/7	5/7	2/7	1/3
Chargers	0/0	7/7	5/7	2/7	1/3
Opponents	0/0	5/5	11/13	6/8	0/3
Benirschke (23G, 46N) (51G, 46N) (26G, 46N) (37G, 34N, 41N, 49N) (40G, 37G) (1) (29G, 30G, 53N) (43G) (39G, 52N) (37G) (1) (34N, 20G) (24G) (27G, 28G) (1)					

1982 FINAL STATISTICS

(6-3 Overall) Second AFC West - Don Coryell Home (3-1); Away (3-2); Postseason (1-1)

Date	W/L	Score	Opponent	Att.
09/12	W	23-3	@ Denver	73,564
09/19	L	12-19	@ Kansas City	60,514
11/22	L	24-28	@ L.A. Raiders	42,162
11/28	W	30-20	Denver †	47,629
12/05	W	30-13	@ Cleveland	54,064
12/11	W	41-37	@ San Francisco	55,988
12/20	W	50-34	Cincinnati †	51,296
12/26	W	44-26	Baltimore †	49,711
01/02	L	34-41	L.A. Raiders †	51,612

AFC Wild Card Playoffs

01/09	W	31-28	Pittsburgh	53,546
-------	---	-------	------------	--------

AFC Divisional Playoffs

01/16	L	13-34	@ Miami	71,383
-------	---	-------	---------	--------

Team Statistics

	Chargers	Opponents
TOTAL FIRST DOWNS	233	196
Rushing	72	65
Passing	145	119
Penalty	16	12
Third Down: Made/Att.	53/102	39/103
Third Down Pct.	52.0	37.9
Fourth Down: Made/Att.	0/1	7/11
Fourth Down Pct.	0.00	63.6
TOTAL NET YARDS	4048	3253
Avg. Per Game	449.8	361.4
Total Plays	617	591
Avg. Per Play	6.6	5.5
NET YARDS RUSHING	1121	961
Avg. Per Game	124.6	106.8
Total Rushes	267	230
NET YARDS PASSING	2927	2292
Avg. Per Game	325.2	254.7
Sacked/Yards Lost	12/94	19/145
Gross Yards	3021	2437
Attempts/Completions	338/208	342/233
Completion Pct.	61.5	68.1
Had Intercepted	12	13
POINTS/AVERAGE	23/37.7	27/44.9
NET PUNTING AVG.	31.4	34.6
PENALTIES/YARDS	64/530	70/612
FUMBLES/BALL LOST	17/8	19/12
TOUCHDOWNS	34	25
Rushing	15	10
Passing	19	10
Returns	0	5
TIME OF POSSESSION	29:18	30:42

Score by Quarters

	Q1	Q2	Q3	Q4	OT	PTS.
Chargers	51	90	83	64	0	288
Opponents	30	63	71	57	0	221

Scoring

	TD	RU	PA	RT	PAT	FG	S	PTS.
Benirschke	0	0	0	0	32/34	16/22	0	80
Chandler	9	0	9	0	0/0	0/0	0	54
Muncie	9	8	1	0	0/0	0/0	0	54
Brooks	6	6	0	0	0/0	0/0	0	36
Winslow	6	0	6	0	0/0	0/0	0	36
Fitzkee	1	0	1	0	0/0	0/0	0	6
Fouts	1	1	0	0	0/0	0/0	0	6
Scales	1	0	1	0	0/0	0/0	0	6
Sievers	1	0	1	0	0/0	0/0	0	6
Johnson	0	0	0	0	0/0	0/0	1	2
Chargers	34	15	19	0	32/34	16/22	2	288
Opponents	25	10	10	5	23/24	16/19	0	221

2-Pt. Conversions: Chargers 0-0, Opponents 0-0

Sacks: Ferguson 4.5, Johnson 4.0, Ackerman 3.0, Kelcher 2.0, Lowe 2.0, Jones 1.5, King 1.0, W. Young 1.0, **Chargers 19.0**, Opponents 12.0

Passing

	Att.	Comp.	Yds.	Comp.%	Yds./Att.	TD	TD%	Int.	Int.%	Long	Sack/Lost	Rating
Fouts	330	204	2883	.618	8.74	17	.052	11	.033	44t	12/94	93.3
Luther	4	2	55	.500	13.75	0	.000	1	.250	55	0/0	56.3
Muncie	3	2	83	.667	27.67	2	.667	0	.000	66t	0/0	149.3
Winslow	1	0	0	.000	0.00	0	.000	0	.000	0	0/0	39.6
Chargers	338	208	3021	.615	8.94	19	.056	12	.036	66t	12/94	94.6
Opponents	342	233	2437	.681	7.13	10	.029	13	.038	49	19/145	82.5

Rushing	No.	Yds.	Avg.	Long	TD
Muncie	138	569	4.1	27	8
Brooks	87	430	4.9	47t	6
Cappelletti	22	82	3.7	17	0
Chandler	5	32	6.4	21	0
Fouts	9	8	0.9	9	1
Jodat	3	7	2.3	3	0
R. Bell	2	6	3.0	4	0
Luther	1	-13	-13.0	-13	0
Chargers	267	1121	4.2	48t	15
Opponents	230	961	4.2	30	10

Receiving	No.	Yds.	Avg.	Long	TD
Chandler	49	1032	21.1	66t	9
Joiner	36	545	15.1	43	0
Muncie	25	207	8.3	39	1
Brooks	13	66	5.1	12	0
Sievers	12	173	14.4	26	1
Cappelletti	7	48	6.9	22	0
Scales	6	105	17.5	29t	1
Fitzkee	3	47	15.7	18t	1
Duckworth	2	77	38.5	55	0
Jodat	1	0	0.0	0	0
Chargers	208	3021	14.5	66t	19
Opponents	233	2437	10.5	49	10

Interceptions	No.	Yds.	Avg.	Long	TD
Fox	4	103	25.8	35	0
Thrift	2	16	8.0	9	0
Williams	2	12	6.0	6	0
A. Young	2	9	4.5	9	0
Gregor	1	6	6.0	6	0
Lowe	1	2	2.0	2	0
Allen	1	0	0.0	0	0
Chargers	13	148	11.4	35	0
Opponents	12	262	21.8	62t	3

Punting	No.	Yds.	Avg.	Net	TB	I-20	Lg.	B
Buford	21	868	41.3	31.4	3	5	71	2
Chargers	23	868	37.7	31.4	3	5	71	2
Opponents	27	1213	44.9	34.6	7	3	60	0

Punt Returns	Ret.	FC	Yds.	Avg.	Lg.	TD
Brooks	12	4	138	11.5	29	0
Chandler	0	1	0	—	0	0
Chargers	12	5	138	11.5	29	0
Opponents	7	2	86	12.3	30	0

Kickoff Returns	Ret.	Yds.	Avg.	Long	TD
Brooks	33	749	22.7	47	0
A. Young	4	45	11.3	16	0
Jodat	3	45	15.0	16	0
Bauer	2	24	12.0	15	0
R. Bell	1	10	10.0	10	0
Gissing	1	0	0.0	0	0
Sievers	1	17	17.0	17	0
Chargers	45	890	19.8	47	0
Opponents	51	991	19.4	36	0

Field Goals	1-19	20-29	30-39	40-49	50+
Benirschke	2/2	6/7	0/1	7/7	1/5
Chargers	2/2	6/7	0/1	7/7	1/5
Opponents	2/2	4/4	4/6	5/6	1/1

Benirschke (51G, 24G, 40G, 50N, 58N) (49G) (19G, 33N) (41G, 18G, 42G) (24G) (25G, 50N, 41G) (43G, 26G) (45G, 53N) (27G, 23G, 20N)

1981 FINAL STATISTICS

(10-6 Overall) First AFC West - Don Coryell Home (5-3); Away (5-3); Postseason (1-1)

Date	W/L	Score	Opponent	Att.
09/07	W	44-14	@ Cleveland	78,904
09/13	W	28-23	Detroit †	51,264
09/20	W	42-31	@ Kansas City	63,866
09/27	L	24-42	@ Denver	74,822
10/04	W	24-10	Seattle †	51,463
10/11	L	31-33	Minnesota †	50,708
10/18	W	43-14	@ Baltimore	41,921
10/25	L	17-20 OT	@ Chicago	52,906
11/01	W	22-20	Kansas City †	51,307
11/08	L	17-40	Cincinnati †	51,259
11/16	L	23-44	@ Seattle	58,628
11/22	W	55-21	@ Oakland	50,199
11/29	W	34-17	Denver †	51,533
12/06	L	27-28	Buffalo †	51,488
12/13	W	24-23	@ Tampa Bay	67,388
12/21	W	23-10	Oakland †	52,279

AFC Divisional Playoffs

01/02 W 41-38 OT @ Miami

AFC Championship Game

01/10 L 7-27 @ Cincinnati

73,735

46,302

Team Statistics

	Chargers	Opponents
TOTAL FIRST DOWNS	379	365
Rushing	127	114
Passing	224	216
Penalty	28	35
Third Down: Made/Att.	108/221	93/220
Third Down Pct.	.489	.423
Fourth Down: Made/Att.	0/0	0/0
Fourth Down Pct.	.000	.000
TOTAL NET YARDS	6744	6136
Avg. Per Game	421.5	383.5
Total Plays	1129	1109
Avg. Per Play	6.0	5.5
NET YARDS RUSHING	2005	1825
Avg. Per Game	125.3	114.1
Total Rushes	481	491
NET YARDS PASSING	4739	4311
Avg. Per Game	296.2	269.4
Sacked/Yards Lost	19/134	47/384
Gross Yards	4873	4695
Attempts/Completions	629/368	571/313
Completion Pct.	.585	.548
Had Intercepted	18	23
PUNTS/AVERAGE	63/40.3	72/40.3
NET PUNTING AVG.	35.4	33.1
PENALTIES/YARDS	128/947	108/877
FUMBLES/BALL LOST	39/22	38/18
TOUCHDOWNS	61	48
Rushing	26	25
Passing	34	22
Returns	1	1
TIME OF POSSESSION	29:17	30:43

Score by Quarters

Chargers	Q1	Q2	Q3	Q4	OT	PTS.
Chargers	101	157	95	125	0	478
Opponents	83	124	100	80	3	390

Scoring	TD	RU	PA	RT	PAT	FG	S	PTS.
Muncie	19	19	0	0	0/0	0/0	0	114
Benirschke	0	0	0	0	55/61	19/26	0	112
Winslow	10	0	10	0	0/0	0/0	0	60
Joiner	7	0	7	0	0/0	0/0	0	42
J. Brooks	6	3	3	0	0/0	0/0	0	36
Chandler TM	5	0	5	0	0/0	0/0	0	30
Cappelletti	5	4	1	0	0/0	0/0	0	30
Sievers	3	0	3	0	0/0	0/0	0	18
Smith TM	2	0	2	0	0/0	0/0	0	12
Bauer	1	0	1	0	0/0	0/0	0	6
Johnson	1	0	1	0	0/0	0/0	0	6
Scales	1	0	1	0	0/0	0/0	0	6
C. Williams	1	0	1	0	0/0	0/0	0	6
Chargers	61	26	34	1	55/61	19/26	0	478
Opponents	48	25	22	1	45/48	19/26	0	390

2-Pt. Conversions: Chargers 0-0, Opponents 0-0

Sacks: Chargers 47.0, Opponents 19.0

Rushing	No.	Yds.	Avg.	Long	TD
Muncie	251	1144	4.6	73†	19
J. Brooks	109	525	4.8	28†	3
Cappelletti	68	254	3.7	30	4
Fouts	22	56	2.5	13	0
C. Williams	20	26	1.3	6	0
Bauer	2	7	3.5	4	0
Roberts	1	2	2.0	2	0
Chandler TM	5	-1	-0.2	9	0
Luther	3	-8	-2.7	-1	0
Chargers	481	2005	4.2	73†	26
Opponents	491	1825	3.7	28	25

Receiving	No.	Yds.	Avg.	Long	TD
Winslow	88	1075	12.2	67†	10
Joiner	70	1188	17.0	57	7
Chandler TM	52	857	16.5	51†	5
J. Brooks	46	329	7.2	29†	3
Muncie	43	362	8.4	32	0
Sievers	22	276	12.5	32	3
Scales	19	429	22.6	60†	1
C. Williams	12	108	9.0	15	1
Cappelletti	10	126	12.6	25	1
Smith TM	3	84	28.0	39†	2
B. Brooks TM	1	21	21.0	21	0
Holohan	1	14	14.0	14	0
Bauer	1	4	4.0	4†	1
Chargers	368	4873	13.2	67†	34
Opponents	313	4695	15.0	93†	22

Interceptions	No.	Yds.	Avg.	Long	TD
Buchanon	5	31	6.2	18	0
P. Shaw	3	50	16.7	23	0
Lowe	3	0	0.0	0	0
M. Williams	3	0	0.0	0	0
Edwards	2	45	22.5	39	0
Gregor	2	11	5.5	11	0
Johnson	1	41	41.0	36	1
King	1	28	28.0	28	0
Horn	1	12	12.0	12	0
Jones	1	6	6.0	6	0
Duncan	1	0	0.0	0	0
Chargers	23	224	9.7	39	1
Opponents	18	377	20.9	102†	1

Punting	No.	Yds.	Avg.	Net	TB	I-20	Lg.	B
Roberts	62	2540	41.0	35.4	7	16	61	1
Chargers	63	2540	40.3	35.4	7	16	61	1
Opponents	72	2900	40.3	33.1	7	20	56	0

Punt Returns	Ret.	FC	Yds.	Avg.	Lg.	TD
J. Brooks	22	6	290	13.2	42	0
Chandler TM	5	3	79	15.8	30	0
Bauer	1	0	7	7.0	7	0
Edwards	1	0	1	1.0	1	0
Phillips	1	0	0	0.0	0	0
P. Shaw	1	0	1	1.0	1	0
M. Williams	1	0	0	0.0	-	0
Chargers	31	10	378	12.2	42	0
Opponents	31	7	168	5.4	21	0

Kickoff Returns	Ret.	Yds.	Avg.	Long	TD
J. Brooks	40	949	23.7	47	0
Chandler TM	8	125	15.6	30	0
P. Shaw	6	103	17.2	24	0
C. Williams	4	47	11.8	23	0
Gregor	3	47	15.7	20	0
Sievers	2	4	2.0	4	0
Smith TM	2	32	16.0	20	0
Thompson TM	2	44	22.0	25	0
Bauer	1	14	14.0	14	0
Baudoin	1	31	31.0	31	0
Henderson	1	26	26.0	26	0
Chargers	70	1422	20.3	47	0
Opponents	88	1528	17.4	48	0

Field Goals	1-19	20-29	30-39	40-49	50+
Benirschke	2/2	7/7	5/8	3/4	2/5
Chargers	2/2	7/7	5/8	3/4	2/5
Opponents	1/2	7/7	9/9	2/5	0/3

Benirschke (50G, 43G, 32G) () (30N, 50N) (52G) (47G) (31N, 39G) (30G) (52N, 18G) (29G, 19G, 22G) (37N, 47G) (32G) () (41N, 50N) (29G, 27G) (24G, 27G, 39G)

Passing	Att.	Comp.	Yds.	Comp.%	Yds./Att.	TD	TD%	Int.	Int.%	Long	Sack/Lost	Rating
Fouts	609	360	4802	.591	7.89	33	.054	17	.028	67†	19/134	90.6
Luther	15	7	68	.467	4.53	0	.000	1	.067	25	0/0	32.1
Chandler TM	2	0	0	.000	0.00	0	.000	0	.000	0	0/0	39.6
Winslow	2	0	0	.000	0.00	0	.000	0	.000	0	0/0	39.6
Muncie	1	1	3	100.0	3.00	1	100.0	0	.000	3†	0/0	118.8
Chargers	629	368	4873	.585	7.75	34	.054	18	.029	67†	19/134	89.2
Opponents	571	313	4695	.548	8.22	22	.039	23	.040	93†	47/384	78.1



1980 FINAL STATISTICS

(11-5 Overall) First AFC West - Don Coryell Home (6-2); Away (5-3); Postseason (1-1)

Date	W/L	Score	Opponent	Att.
09/07	W	34-13	@ Seattle	62,042
09/14	W	30-24 OT	Oakland †	51,943
09/21	W	30-13	@ Denver	74,970
09/28	W	24-7	@ Kansas City	45,161
10/05	L	24-26	Buffalo †	51,982
10/12	L	24-38	@ Oakland	44,826
10/19	W	44-7	New York Giants †	50,397
10/26	L	31-42	@ Dallas	60,639
11/02	W	31-14	@ Cincinnati	46,406
11/09	L	13-20	Denver †	51,435
11/16	W	20-7	Kansas City †	50,248
11/20	W	27-24 OT	@ Miami	63,013
11/30	W	22-21	Philadelphia †	51,567
12/07	L	17-40	@ Washington	48,556
12/13	W	21-14	Seattle †	49,980
12/22	W	26-17	Pittsburgh †	51,785

AFC Divisional Playoffs

01/03	W	20-14	Buffalo	52,028
-------	---	-------	---------	--------

AFC Championship Game

01/11	L	27-34	Oakland	52,428
-------	---	-------	---------	--------

Team Statistics

	Chargers	Opponents
TOTAL FIRST DOWNS	372	284
Rushing	106	101
Passing	244	156
Penalty	22	27
Third Down: Made/Att.	97/210	95/248
Third Down Pct.	.462	.383
Fourth Down: Made/Att.	0/0	0/0
Fourth Down Pct.	.000	.000
TOTAL NET YARDS	6410	4691
Avg. Per Game	400.6	293.2
Total Plays	1135	1057
Avg. Per Play	5.6	4.4
NET YARDS RUSHING	1879	1842
Avg. Per Game	117.4	115.1
Total Rushes	509	478
NET YARDS PASSING	4531	2849
Avg. Per Game	283.2	178.1
Sacked/Yards Lost	32/210	60/475
Gross Yards	4741	3324
Attempts/Completions	594/350	519/300
Completion Pct.	.589	.578
Had Intercepted	26	20
PUNTS/AVERAGE	61/38.5	86/40.4
NET PUNTING YARD.	31.6	34.8
PENALTIES/YARDS	109/912	104/880
FUMBLES/BALL LOST	40/22	39/18
TOUCHDOWNS	50	40
Rushing	18	18
Passing	30	18
Returns	2	4
TIME OF POSSESSION	29:41	30:19

Score by Quarters

	Q1	Q2	Q3	Q4	OT	PTS.
Chargers	69	190	72	78	9	418
Opponents	54	76	85	112	0	327

Scoring

	TD	RU	PA	RT	PAT	FG	S	PTS.
Benirschke	0	0	0	0	46/48	24/36	0	118
Jefferson	13	0	13	0	0/0	0/0	0	78
Winslow	9	0	9	0	0/0	0/0	0	54
Cappelletti	5	5	0	0	0/0	0/0	0	30
Muncie TM	4	4	0	0	0/0	0/0	0	24
Joiner	4	0	4	0	0/0	0/0	0	24
C. Williams	4	3	1	0	0/0	0/0	0	24
Thomas	3	3	0	0	0/0	0/0	0	18
Fouts	2	2	0	0	0/0	0/0	0	12
McCrary	2	0	2	0	0/0	0/0	0	12
Bauer	1	1	0	0	0/0	0/0	0	6
Edwards	1	0	0	1	0/0	0/0	0	6
Floyd	1	0	1	0	0/0	0/0	0	6
Lowe	1	0	0	1	0/0	0/0	0	6
Chargers	50	18	30	2	46/48	24/36	0	418
Opponents	40	18	18	4	39/40	16/34	0	327

2-Pt. Conversions: Chargers 0-0, Opponents 0-0

Sacks: Chargers 60.0, Opponents 32.0

Passing	Att.	Comp.	Yds.	Comp.%	Yds./Att.	TD	TD%	Int.	Int.%	Long	Sack/Lost	Rating
Fouts	589	348	4715	.591	8.01	30	.051	24	.041	65	32/210	84.7
Luther	3	2	26	.667	8.67	0	.000	1	.333	13	0/0	54.2
Thomas	2	0	0	.000	0.00	0	.000	1	5.000	0	0/0	0.0
Chargers	594	350	4741	.589	7.98	30	.051	26	.044	65	32/210	83.0
Opponents	519	300	3324	.578	6.40	18	.035	20	.039	61	60/475	72.4

Rushing	No.	Yds.	Avg.	Long	TD
Muncie TM	135	659	4.9	53	4
Thomas	118	484	4.1	18	3
Cappelletti	101	364	3.6	46	5
C. Williams	97	258	2.7	13	3
Russell	8	41	5.1	10	0
Bauer	10	34	3.4	7	1
Jefferson	1	16	16.0	16	0
Fouts	23	15	0.7	9	2
D. Woods TM	4	10	2.5	5	0
Luther	3	5	1.7	9	0
Fuller	2	0	0.0	0	0
Partridge	3	0	0.0	0	0
Harrington	4	-7	-1.7	-1	0

Chargers 509 **1879** **3.7** **53** **18**
Opponents 478 1842 3.9 89t 18

Receiving	No.	Yds.	Avg.	Long	TD
Winslow	89	1290	14.5	65	9
Jefferson	82	1340	16.3	58t	13
Joiner	71	1132	15.9	51	4
Thomas	29	218	7.5	27	0
C. Williams	26	230	8.8	26	1
Muncie TM	24	234	9.8	19	0
Cappelletti	13	112	8.6	12	0
McCrary	11	106	9.6	28t	2
Smith	4	48	12.0	24	0
Floyd	1	31	31.0	31t	1
Chargers	350	4741	13.5	65	30
Opponents	300	3324	11.1	61	18

Interceptions	No.	Yds.	Avg.	Long	TD
Edwards	5	122	24.4	68t	1
P. Shaw	4	50	12.5	25	0
Lowe	3	72	24.0	28	1
Buchanon	2	13	6.5	7	0
Laslavic	2	11	5.5	11	0
Kelcher	1	2	2.0	2	0
Stringert	1	0	0.0	0	0
Thrift	1	0	0.0	0	0
M. Williams	1	0	0.0	0	0
Chargers	20	270	13.5	68t	2
Opponents	26	419	16.1	51t	1

Punting	No.	Yds.	Avg.	Net	TB	I-20	Lg.	B
Partridge	60	2347	39.1	31.6	3	10	55	1
Chargers	61	2347	38.5	31.6	3	10	55	1
Opponents	86	3471	40.4	34.8	7	21	62	3

Punt Returns	Ret.	FC	Yds.	Avg.	Lg.	TD
Fuller	30	12	298	9.9	31	0
P. Shaw	5	0	20	4.0	6	0
Edwards	4	1	17	4.3	8	0
Floyd	1	0	0	0.0	0	0
Horn	1	0	0	0.0	0	0
Chargers	41	13	335	8.2	31	0
Opponents	43	5	359	8.3	42	0

Kickoff Returns	Ret.	Yds.	Avg.	Long	TD
Muncie TM	16	344	21.5	44	0
Fuller	15	289	19.3	30	0
Smith	10	186	18.6	27	0
Duncan TM	9	149	16.6	32	0
Duncan	5	85	17.0	22	0
Bauer	2	37	18.5	23	0
Laslavic	2	26	13.0	21	0
Cappelletti	1	0	0.0	0	0
Jefferson	1	0	0.0	0	0
Russell	1	19	19.0	19	0
Chargers	62	1135	18.3	44	0
Opponents	75	1617	21.6	53	0

Field Goals	1-19	20-29	30-39	40-49	50+
Benirschke	0/0	7/8	8/12	6/10	3/6
Chargers	0/0	7/8	8/12	6/10	3/6
Opponents	0/0	4/5	2/5	9/14	1/0

Benirschke (41G, 29G) (52N, 52G) (53G, 32G, 42G) (37N, 32G) (30N, 29G) (43N, 25G) (50G) (45N, 45G) (40G) (52N, 38N, 30G, 34G) (50B, 35N, 43N, 44N) (37G, 28G) (34G, 45G, 42G) (26G) (23N) (33G, 26G, 26G, 33G)

1978 FINAL STATISTICS

(9-7 Overall) Fourth AFC West - Tommy Prothro (1-3);
Home (5-3); Away (4-4)

Date	W/L	Score	Opponent	Att.
09/03	W	24-20	@ Seattle	55,778
09/10	L	20-21	Oakland †	51,653
09/17	L	14-27	@ Denver	74,983
09/24	L	9-24	Green Bay	42,755
10/01	L	23-28	@ New England	60,781
10/08	W	23-0	Denver †	50,077
10/15	L	21-28	Miami	50,637
10/22	L	14-31	@ Detroit	54,031
10/29	W	27-33	@ Oakland	52,612
11/05	W	22-13	Cincinnati	43,639
11/12	W	29-23 OT	Kansas City	41,395
11/19	W	13-7	@ Minnesota	38,859
11/26	L	0-23	@ Kansas City	26,248
12/04	W	40-7	Chicago †	48,492
12/10	W	37-10	Seattle	49,975
12/17	W	45-24	@ Houston	49,554

Team Statistics		Chargers		Opponents	
TOTAL FIRST DOWNS		315	273		
Rushing		116	114		
Passing		171	141		
Penalty		28	18		
Third Down: Made/Att.		96/233	81/218		
Third Down Pct.		41.2	37.2		
Fourth Down: Made/Att.		0/0	0/0		
Fourth Down Pct.		0.00	0.00		
TOTAL NET YARDS		5471	4559		
Avg. Per Game		341.9	284.9		
Total Plays		1099	1005		
Avg. Per Play		5.0	4.5		
NET YARDS RUSHING		2096	2208		
Avg. Per Game		131.0	138.0		
Total Rushes		590	510		
NET YARDS PASSING		3375	2351		
Avg. Per Game		210.9	146.9		
Sacked/Yards Lost		32/191	54/474		
Gross Yards		3566	2825		
Attempts/Completions		477/271	441/237		
Completion Pct.		.568	.537		
Had Intercepted		30	22		
PUNTS/AVERAGE		75/36.3	99/38.5		
NET PUNTING AVG.		29.4	31.5		
PENALTIES/YARDS		98/748	99/862		
FUMBLES/BALL LOST		37/20	32/16		
TOUCHDOWNS		44	40		
Rushing		16	12		
Passing		26	23		
Returns		2	5		
TIME OF POSSESSION		31:38	28:22		

Score by Quarters	Q1	Q2	Q3	Q4	OT	PTS.
Chargers	64	111	87	87	6	355
Opponents	58	112	47	92	0	309

Scoring	TD	RU	PA	RT	PAT	FG	S	PTS.
Benirschke	0	0	0	0	37/43	18/22	0	91
Jefferson	13	0	13	0	0/0	0/0	0	78
Bauer	9	8	1	0	0/0	0/0	0	54
Mitchell	5	3	2	0	0/0	0/0	0	30
Burton	3	0	3	0	0/0	0/0	0	18
D. Woods	3	3	0	0	0/0	0/0	0	18
Curran	2	0	2	0	0/0	0/0	0	12
Fouts	2	2	0	0	0/0	0/0	0	12
Klein	2	0	2	0	0/0	0/0	0	12
Fuller	1	0	0	1	0/0	0/0	0	6
Johnson	1	0	0	1	0/0	0/0	0	6
Joiner	1	0	1	0	0/0	0/0	0	6
McCrory TM	1	0	1	0	0/0	0/0	0	6
McDonald	1	0	1	0	0/0	0/0	0	6
Chargers	44	16	26	2	37/43	18/22	0	355
Opponents	40	12	23	5	36/39	11/22	0	309

2-Pt. Conversions: Chargers 0-0, Opponents 0-0

Field Goals	1-19	20-29	30-39	40-49	50+
Benirschke	3/2	9/10	4/6	3/4	0/0
Chargers	2/2	9/10	4/6	3/4	0/0
Opponents	0/0	3/5	5/5	3/11	0/1

Benirschke (18G) (28B) (1) (43G) (41G, 38N) (28G, 20G, 24G) (1) (31N) (27G, 32G) (26G, 20G, 40N, 37G) (28G) (1) (1) (32G, 44G) (37G, 26G, 27G) (19G)

Sacks: Chargers 54.0, Opponents 32.0

Rushing	No.	Yds.	Avg.	Long	TD
Mitchell	214	820	3.8	25	3
D. Woods	151	514	3.4	27	3
Bauer	85	304	3.6	37	8
Matthews	71	286	4.0	28	0
C. Williams	27	76	2.8	12	0
Fouts	20	43	2.2	22	2
McCrory TM	2	18	9.0	16	0
Anderson	3	11	3.7	6	0
Barnes TM	3	8	2.7	4	0
Harris	10	7	0.7	9	0
Jefferson	1	7	7.0	7	0
Rodgers	1	5	5.0	5	0
West	1	0	0.0	0	0
Olander	1	-3	-3.0	-3	0

Chargers	590	2096	3.6	37	16
Opponents	510	2208	4.3	58	12

Receiving	No.	Yds.	Avg.	Long	TD
Mitchell	57	500	8.8	55t	2
Jefferson	56	1001	17.9	46t	13
Klein	34	413	12.4	24	2
D. Woods	34	285	8.7	29	0
Joiner	33	607	18.4	46	1
Matthews	11	78	7.1	13	0
Bauer	10	78	7.8	14t	1
Owens	9	188	20.9	41	0
Curran	9	92	10.2	20	2
Burton	5	127	25.4	55t	3
Rodgers	5	47	9.4	12	0
McDonald	3	84	28.0	37t	1
Barnes TM	2	13	6.5	7	0
McCrory TM	1	29	29.0	29t	1
C. Williams	1	17	17.0	17	0
Anderson	1	-3	-3.0	-3	0

Chargers	271	3566	13.2	53	26
Opponents	237	2825	11.9	64t	23

Interceptions	No.	Yds.	Avg.	Long	TD
Fuller	4	44	11.0	23	1
Edwards	3	43	14.3	24	0
M. Williams	3	23	7.7	23	0
Stringer	2	4	2.0	2	0
P. Shaw	2	0	0.0	0	0
Johnson	1	52	52.0	52t	1
Lowe	1	16	16.0	16	0
Dove	1	4	4.0	4	0
King	1	3	3.0	3	0
Middleton	1	2	2.0	2	0
Goode	1	0	0.0	0	0
Horn	1	0	0.0	0	0
Kelcher	1	0	0.0	0	0

Chargers	22	191	8.7	52t	2
Opponents	30	470	15.7	77t	2

Punting	No.	Yds.	Avg.	Net	TB	I-20	Lg.	B
West	73	2720	37.3	29.4	8	22	59	2
Chargers	75	2720	36.3	29.4	8	22	59	2
Opponents	99	3808	38.5	31.5	5	15	69	0

Punt Returns	Ret.	FC	Yds.	Avg.	Lg.	TD
Fuller	39	10	436	11.2	34	0
Rodgers	11	5	88	8.0	15	0
P. Shaw	4	3	46	11.5	16	0
Goode	1	0	0	0.0	0	0
Owens	1	0	20	20.0	20	0
M. Williams	1	1	0	0.0	0	0
Chargers	57	19	590	10.4	34	0
Opponents	37	9	356	9.6	75t	1

Kickoff Returns	Ret.	Yds.	Avg.	Long	TD
Owens	20	524	26.2	77	0
Rodgers	11	287	26.1	36	0
Anderson	6	83	13.8	21	0
C. Williams	6	143	23.8	33	0
Fuller	5	109	21.8	32	0
Horn	2	27	13.5	16	0
D. Woods	2	37	18.5	19	0
Klein	1	13	13.0	13	0
Macek	1	6	6.0	6	0
Middleton	1	5	5.0	5	0
Preston	1	15	15.0	15	0
Slater	1	3	3.0	3	0
Stringer	1	0	0.0	0	0

Chargers	58	1252	21.6	77	0
Opponents	69	1457	21.1	48	0

Passing	Att.	Comp.	Yds.	Comp.%	Yds./Att.	TD	TD%	Int.	Long	Sack/Lost	Rating
Fouts	381	224	2999	.588	7.87	24	.063	20	.052	55t	83.0
Harris	88	42	518	.477	5.89	2	.023	9	.102	34t	34.4
Olander	8	5	49	.625	6.13	0	.000	1	1.25	2t	40.1
Chargers	477	271	3566	.568	7.48	26	.055	30	.063	55t	72.5
Opponents	441	237	2825	.537	6.41	23	.052	22	.050	22	70.2

1977 FINAL STATISTICS

(7-7 Overall) Third AFC West - Tommy Prothro Home (3-4); Away (4-3)

Date	W/L	Score	Opponent	Att.
09/18	L	0-24	@ Oakland	51,022
09/25	W	23-7	@ Kansas City	56,146
10/02	W	24-3	Cincinnati	40,352
10/09	W	14-0	@ New Orleans	53,942
10/16	L	20-24	New England	50,327
10/23	L	16-21	Kansas City	33,010
10/30	W	14-13	@ Miami	40,670
11/06	L	0-20	@ Detroit	72,559
11/13	L	14-17	Denver	45,211
11/20	W	12-7	Oakland	50,887
11/27	W	30-28	@ Seattle	58,994
12/04	W	37-14	Cleveland	37,312
12/11	L	9-17	@ Denver	74,905
12/18	L	9-10	Pittsburgh	50,727

Team Statistics		Chargers	Opponents
TOTAL FIRST DOWNS		235	228
Rushing		93	102
Passing		121	105
Penalty		21	21
Third Down: Made/Att.		77/194	75/193
Third Down Pct.		.397	.389
Fourth Down: Made/Att.		0/0	0/0
Fourth Down Pct.		.000	.000
TOTAL NET YARDS		4005	3652
Avg. Per Game		286.1	260.9
Total Plays		881	882
Avg. Per Play		4.5	4.1
NET YARDS RUSHING		1761	1927
Avg. Per Game		125.8	137.6
Total Rushes		488	508
NET YARDS PASSING		2244	1725
Avg. Per Game		160.3	123.2
Sacked/Yards Lost		24/198	44/363
Gross Yards		2442	2088
Attempts/Completions		369/206	330/172
Completion Pct.		.558	.521
Had Intercepted		20	21
PUNTS/AVERAGE		73/37.1	76/40.6
NET PUNTING AVG.		31.1	32.4
PENALTIES/YARDS		97/813	87/831
FUMBLES/BALL LOST		29/11	28/10
TOUCHDOWNS		25	26
Rushing		10	11
Passing		11	14
Returns		4	1
TIME OF POSSESSION		30:13	29:47

Score by Quarters	Q1	Q2	Q3	Q4	OT	PTS.
Chargers	70	65	29	58	0	222
Opponents	37	34	52	82	0	205

Scoring	TD	RU	PA	RT	PAT	FG	S	PTS.
Benirschke	0	0	0	0	21/24	17/23	0	72
Joiner	6	4	0	0	0/0	0/0	0	26
Young	4	4	0	0	0/0	0/0	0	24
Dean	2	0	0	2	0/0	0/0	0	12
Dorsey	2	0	2	0	0/0	0/0	0	12
Fuller	2	1	0	1	0/0	0/0	0	12
Harris	2	2	0	0	0/0	0/0	0	12
C. Williams	2	2	0	0	0/0	0/0	0	12
D. Woods	2	1	1	0	0/0	0/0	0	12
Bauer	1	0	1	0	0/0	0/0	0	6
Jones	1	0	0	1	0/0	0/0	0	6
Klein	1	0	1	0	0/0	0/0	0	6
Chargers	25	10	11	4	21/24	17/23	0	222
Opponents	26	11	14	1	25/26	8/13	0	205

2-Pt. Conversions: Chargers 0-0, Opponents 0-0

Sacks: Chargers 44.0, Opponents 24.0

Passing	Att.	Comp.	Yds.	Comp.%	Yds./Att.
Harris	211	109	1240	.517	5.88
Fouts	109	69	869	.633	7.97
Munson	31	20	225	.645	7.26
Olander	16	7	76	.438	4.75
J. Washington	1	1	32	100.0	32.00
D. Woods	1	0	0	.000	0.00
Chargers	369	206	2442	.558	6.62
Opponents	330	172	2088	.521	6.33

Rushing	No.	Yds.	Avg.	Long	TD
Young	157	543	3.5	15	4
D. Woods	118	405	3.4	29t	1
J. Washington	62	217	3.5	19	0
C. Williams	50	215	4.3	46	2
Matthews	43	193	4.5	22	0
Barnes	24	70	2.9	7	0
Rodgers	3	44	14.7	33	0
Olander	7	30	4.3	17	0
Fouts	6	13	2.2	11	0
Harris	10	13	1.3	12	2
Fuller	1	7	7.0	7t	1
Bauer	4	4	1.0	3	0
Owens	1	3	3.0	3	0
Curran	1	2	2.0	2	0
Munson	1	2	2.0	2	0
Chargers	488	1761	3.6	46	10
Opponents	508	1927	3.8	35	11

Receiving	No.	Yds.	Avg.	Long	TD
Young	48	423	8.8	28	0
Joiner	35	542	15.5	32t	6
J. Washington	31	244	7.9	29	0
Klein	20	244	12.2	41	1
D. Woods	18	218	12.1	78	1
McDonald	13	174	13.4	22	0
Rodgers	12	187	15.6	43	0
Dorsey	10	198	19.8	67t	2
Curran	10	123	12.3	20	0
Matthews	3	41	13.7	23	0
C. Williams	3	20	6.7	9	0
Bauer	1	15	15.0	15t	1
Barnes	1	10	10.0	10	0
West	1	3	3.0	3	0
Chargers	206	2442	11.9	78	11
Opponents	172	2088	12.1	74t	14

Interceptions	No.	Yds.	Avg.	Long	TD
Fuller	5	61	12.2	37	0
Stringert	4	64	16.0	29	0
Duren	4	45	11.3	25	0
M. Williams	3	36	12.0	36	0
Dove	1	32	32.0	32	0
Lowe	1	28	28.0	28	0
Dean	1	22	22.0	22t	1
Jones	1	17	17.0	17t	1
Horn	1	12	12.0	12	0
Chargers	21	317	15.1	37	2
Opponents	20	109	5.5	20	0

Punting	No.	Yds.	Avg.	Net	TB	I-20	Lg.	B
West	72	2707	37.6	31.1	3	10	59	1
Chargers	73	2707	37.1	31.1	3	10	59	1
Opponents	76	3084	40.6	32.4	5	13	65	0

Punt Returns	Ret.	FC	Yds.	Avg.	Lg.	TD
Fuller	28	2	360	12.9	88t	1
Rodgers	15	0	158	10.5	52	0
Dove	1	0	3	3.0	3	0
C. Williams	1	0	0	0.0	0	0
M. Williams	1	0	0	0.0	0	0
P. Shaw	0	1	0	—	—	0
Chargers	46	3	521	11.3	88t	1
Opponents	40	6	378	9.5	37	0

Kickoff Returns	Ret.	Yds.	Avg.	Long	TD
C. Williams	24	481	20.0	32	0
Owens	8	132	16.5	19	0
Rodgers	4	66	16.5	33	0
Joiner	1	8	8.0	8	0
Middleton	1	20	20.0	20	0
D. Woods	1	27	27.0	27	0
Chargers	39	734	18.8	33	0
Opponents	47	952	20.3	40	0

Field Goals	1-19	20-29	30-39	40-49	50+
Benirschke	0/0	5/5	6/9	6/8	0/1
Chargers	0/0	5/5	6/9	6/8	0/1
Opponents	0/0	3/3	4/5	1/4	0/1

Benirschke (|) (31G, 32B) (37N, 42G) (|) (|) (40G, 47G, 24G) (46B) (47N) (31B, 51N) (22G, 46G) (40G, 26G, 39G) (35G, 36G, 24G) (46G, 32G, 27G) (38G)



1975 FINAL STATISTICS

(2-12 Overall) Fourth AFC West - Tommy Prothro Home (1-6); Away (1-6)

Date	W/L	Score	Opponent	Att.
09/21	L	0-37	Pittsburgh	35,853
09/28	L	17-33	@ Houston	33,765
10/05	L	0-6	Oakland	31,095
10/12	L	10-13 OT	Los Angeles	37,382
10/19	L	10-12	Kansas City	26,469
10/26	L	0-25	@ Oakland	42,796
11/01	L	24-35	@ New York Giants	52,032
11/09	L	19-33	New England	24,349
11/16	L	17-27	Denver	26,048
11/23	L	13-28	@ Minnesota	43,737
11/30	L	10-13 OT	@ Denver	44,982
12/07	W	28-20	@ Kansas City	46,888
12/15	W	24-16	New York Jets	49,706
12/21	L	17-47	@ Cincinnati	46,474

Team Statistics

	Chargers	Opponents
TOTAL FIRST DOWNS	198	312
Rushing	98	154
Passing	89	139
Penalty	11	19
Third Down: Made/Att.	54/188	110/217
Third Down Pct.	.287	.507
Fourth Down: Made/Att.	0/1	0/1
Fourth Down Pct.	.000	.000
TOTAL NET YARDS	3411	4952
Avg. Per Game	243.6	353.7
Total Plays	821	1022
Avg. Per Play	4.2	4.8
NET YARDS RUSHING	1801	2442
Avg. Per Game	128.6	174.4
Total Rushes	434	606
NET YARDS PASSING	1610	2510
Avg. Per Game	115.0	179.3
Sacked/Yards Lost	50/388	26/209
Gross Yards	1988	2719
Attempts/Completions	337/165	390/237
Completion Pct.	.490	.608
Had Intercepted	17	20
PUNTS/AVERAGE	79/36.8	56/39.8
NET PUNTING AVG.	31.1	30.4
PENALTIES/YARDS	84/705	81/686
FUMBLES/BALL LOST	32/12	34/14
TOUCHDOWNS	22	40
Rushing	14	21
Passing	7	16
Returns	1	3
TIME OF POSSESSION	34:24	25:36

Score by Quarters

Chargers	Q1	Q2	Q3	Q4	OT	PTS.
Chargers	37	54	55	43	0	189
Opponents	90	102	69	78	6	345

Scoring

	TD	RU	PA	RT	PAT	FG	S	PTS.
Werschling	0	0	0	0	20/21	12/24	0	56
Young	6	5	1	0	0/0	0/0	0	36
Matthews	3	3	0	0	0/0	0/0	0	18
McDonald	3	0	3	0	0/0	0/0	0	18
Fouts	2	2	0	0	0/0	0/0	0	12
Garrison	2	0	2	0	0/0	0/0	0	12
Scarber	2	1	1	0	0/0	0/0	0	12
D. Woods	2	2	0	0	0/0	0/0	0	12
T. Baker	1	1	0	0	0/0	0/0	0	6
Fuller	1	0	0	1	0/0	0/0	0	6
Curran	0	0	0	0	0/0	0/0	0	1
Chargers	22	14	7	1	20/21	12/24	0	189
Opponents	40	21	16	3	35/39	22/34	2	345

2-Pt. Conversions: Chargers 0-0, Opponents 0-0

Sacks: Chargers 26.0, Opponents 50.0

Passing	Att.	Comp.	Yds.	Comp.%	Yds./Att.
Fouts	195	106	1396	.544	7.16
Freitas	110	49	525	.445	4.77
Douglass TM	27	7	53	.259	1.96
Carter TM	5	3	24	.600	4.80
Chargers	337	165	1998	.490	5.93
Opponents	390	237	2719	.608	6.97

Rushing	No.	Yds.	Avg.	Long	TD
Young	138	577	4.2	48t	5
D. Woods	87	317	3.6	17	2
Matthews	71	254	3.6	24	3
Fouts	23	170	7.4	32	2
T. Baker	42	131	3.1	18	1
Bonner	28	120	4.3	12	0
Douglass TM	10	42	4.2	9	0
Scarber	15	68	4.5	18	1
Freitas	11	56	5.1	17	0
Garrison	3	30	10.0	20	0
Curran	3	21	7.0	12	0
Carter TM	2	11	5.5	9	0
Atkins	1	4	4.0	4	0
Chargers	434	1801	4.1	48t	14
Opponents	606	2442	4.0	46t	21

Receiving	No.	Yds.	Avg.	Long	TD
Curran	45	619	13.8	39	0
Garrison	27	438	16.2	40	2
Young	21	166	7.9	16	1
McDonald	19	298	15.7	57	3
D. Woods	13	101	7.8	22	0
Scarber	12	68	5.7	12	1
Matthews	9	59	6.6	22	0
Sweet	8	147	18.4	52	0
T. Baker	6	27	4.5	7	0
Briscoe TM	2	25	12.5	14	0
Bonner	2	8	4.0	5	0
Bradley	1	42	42.0	42	0
Chargers	165	1998	12.1	57	7
Opponents	237	2719	11.5	60t	16

Interceptions	No.	Yds.	Avg.	Long	TD
Fletcher	6	100	16.7	45	0
M. Williams	4	67	16.8	40	0
Colbert	2	10	5.0	10	0
Graham	2	5	2.5	4	0
Goode	1	37	37.0	37	0
Mahalic	1	3	3.0	3	0
Fuller	1	1	1.0	1	0
Beauchamp TM	1	0	0.0	0	0
Rice	1	0	0.0	0	0
S. Williams	1	0	0.0	0	0
Chargers	20	223	11.2	45	0
Opponents	17	371	21.8	81	1

Punting	No.	Yds.	Avg.	Net	TB	I-20	Lg.	B
Partee	79	2910	36.8	31.1	4	0	56	1
Chargers	79	2910	36.8	31.1	4	0	56	1
Opponents	56	2227	39.8	30.4	4	0	64	0

Punt Returns	Ret.	FC	Yds.	Avg.	Lg.	TD
Fuller	36	0	410	11.4	52	1
Colbert	2	0	32	16.0	23	0
Chargers	38	0	442	11.6	52	1
Opponents	48	9	373	7.8	32	0

Kickoff Returns	Ret.	Yds.	Avg.	Long	TD
Fuller	31	725	23.4	34	0
Young	15	323	21.5	34	0
Smith	8	222	27.8	41	0
Andrews	6	93	15.5	27	0
Colbert	5	91	18.2	26	0
Curran	3	28	9.3	15	0
Markovich	1	0	0.0	0	0
Chargers	69	1482	21.5	41	0
Opponents	40	1101	27.5	64	0

Field Goals	1-19	20-29	30-39	40-49	50+
Werschling	0/0	4/4	5/9	3/9	0/2
Chargers	0/0	4/4	5/9	3/9	0/2
Opponents	2/2	12/14	6/6	2/11	0/1

Werschling (1) [53N, 29G] (1) [38N, 42N, 36G] [36N, 49N, 36G] [34N] [26G] (4) [1G, 49N, 30G, 25G, 37G] [22G] [47N] [34G] [30N] [46N, 49N, 45G] [52N, 43G]

TD	TD%	Int.	Int. %	Long	Sack/Lost	Rating
2	.020	10	.051	57	25/197	59.3
5	.045	5	.045	42	20/138	55.3
0	.000	1	.037	22	4/43	24.2
0	.000	1	.200	11	1/10	32.5
7	.021	17	.050	57	50/388	53.5
16	.041	20	.051	60t	26/209	74.1



1974 FINAL STATISTICS

(5-9 Overall) Fourth AFC West - Tommy Prothro Home (3-4); Away (2-5)

Date	W/L	Score	Opponent	Att.
09/15	L	14-21	@ Houston	25,317
09/22	W	20-17	@ Cincinnati	51,178
09/29	L	21-28	Miami	44,706
10/06	L	7-13	Philadelphia	36,124
10/13	L	10-14	Oakland	40,539
10/20	L	7-27	@ Denver	50,928
10/27	L	14-24	Kansas City	34,371
11/03	W	36-35	Cleveland	35,683
11/10	W	14-7	@ Kansas City	48,551
11/17	L	10-17	@ Oakland	50,178
11/24	L	0-34	@ Green Bay	56,267
12/01	L	14-27	@ New York Jets	44,888
12/08	W	28-21	Chicago	33,662
12/15	W	17-0	Denver	36,571

Team Statistics	Chargers	Opponents
TOTAL FIRST DOWNS	245	272
Rushing	113	128
Passing	117	127
Penalty	15	17
Third Down: Made/Att.	71/172	61/149
Third Down Pct.	41.3	40.9
Fourth Down: Made/Att.	0/0	0/3
Fourth Down Pct.	.000	.000
TOTAL NET YARDS	4415	4830
Avg. Per Game	315.4	345.0
Total Plays	880	893
Avg. Per Play	5.0	5.4
NET YARDS RUSHING	2111	2160
Avg. Per Game	150.8	154.3
Total Rushes	508	508
NET YARDS PASSING	2304	2670
Avg. Per Game	164.6	190.7
Sacked/Yards Lost	23/175	18/145
Gross Yards	2479	2815
Attempts/Completions	349/165	367/222
Completion Pct.	47.3	60.5
Had Intercepted	22	15
PUNTS/AVERAGE	76/40.0	66/40.6
NET PUNTING AVG.	32.9	35.0
PENALTIES/YARDS	74/609	80/751
FUMBLES/BALL LOST	24/11	19/13
TOUCHDOWNS	28	37
Rushing	15	21
Passing	12	13
Returns	1	3
TIME OF POSSESSION	30:00	30:00

Score by Quarters	Q1	Q2	Q3	Q4	OT	PTS.
Chargers	21	61	54	76	0	212
Opponents	68	76	62	79	0	285

Scoring	TD	RU	PA	RT	PAT	FG	S	PTS.
D. Woods	10	7	3	0	0/0	0/0	0	60
Garrison	5	0	5	0	0/0	0/0	0	30
Partee	0	0	0	0	26/28	1/5	0	29
Bonner	6	3	1	0	0/0	0/0	0	24
Matthews	4	4	0	0	0/0	0/0	0	24
Wersching	0	0	0	0	0/0	5/11	0	15
Davis	2	0	2	0	0/0	0/0	0	12
Fouts	1	1	0	0	0/0	0/0	0	6
Gay	1	0	0	1	0/0	0/0	0	6
Stewart	1	0	1	0	0/28	0/0	0	6
Chargers	28	15	12	1	26/28	6/16	0	212
Opponents	37	21	13	3	36/37	9/20	0	285

2-Pt. Conversions: Chargers 0-0, Opponents 0-0

Sacks: Chargers 18.0, Opponents 23.0

Rushing	No.	Yds.	Avg.	Long	TD
D. Woods	227	1162	5.1	56t	7
Matthews	95	328	3.5	16	4
Edwards	65	261	4.0	30	0
Bonner	66	199	3.0	12	3
Fouts	19	63	3.3	16	1
Thomas	21	56	2.7	12	0
D. Gordon	1	25	25.0	25	0
Freitas	6	16	2.7	9	0
Thompson	6	8	1.3	8	0
Davis	2	-7	-3.5	2	0
Chargers	508	2111	4.2	56t	15
Opponents	508	2160	4.3	43	21

Receiving	No.	Yds.	Avg.	Long	TD
Garrison	41	785	19.1	71t	5
D. Woods	26	349	13.4	75t	3
Stewart	19	283	14.9	29	1
Davis	18	432	24.0	70t	2
Edwards	13	102	7.8	16	0
Matthews	12	90	7.5	23	0
Bonner	11	101	9.2	22	1
LeVias	9	105	11.7	18	0
Beirne	7	121	17.3	26	0
Grannell	3	51	17.0	22	0
Parris	3	36	12.0	17	0
D. Gordon	2	15	7.5	17	0
Thomas	1	9	9.0	9	0
Chargers	165	2479	15.0	75t	12
Opponents	222	2815	12.7	84t	13

Interceptions	No.	Yds.	Avg.	Long	TD
Fletcher	4	74	18.5	31	0
Howard	3	52	17.3	23	0
Rice	3	44	14.7	15	0
Beauchamp	1	35	35.0	35	0
Williams	1	25	25.0	25	0
Anthony	1	23	23.0	23	0
Hoey	1	20	20.0	20	0
Gersbach	1	0	0.0	0	0
Chargers	15	273	18.2	35	0
Opponents	22	311	14.1	38t	1

Punting	No.	Yds.	Avg.	Net	TB	I-20	Lg.	B
Partee	76	3042	40.0	32.9	7	0	65	0
Chargers	76	3042	40.0	32.9	7	0	65	0
Opponents	66	2679	40.6	35.0	4	0	62	0

Punt Returns	Returns	FC	Yds.	Avg.	Lg.	TD
Colbert	15	1	128	8.5	28	0
D. Gordon	8	3	39	4.9	12	0
LeVias	5	0	41	8.2	22	0
Davis	4	0	34	8.5	16	0
Hoey	4	0	38	9.5	15	0
Beirne	1	0	7	7.0	7	0
Chargers	37	4	287	7.8	28	0
Opponents	48	2	401	8.4	34	0

Kickoff Returns	Ret.	Yds.	Avg.	Long	TD
D. Gordon	14	354	25.3	39	0
Thompson	12	242	20.2	35	0
Colbert	10	215	21.5	26	0
LeVias	6	116	19.3	27	0
Hoey	3	73	24.3	27	0
Parris	3	29	9.7	13	0
D. Woods	3	61	20.3	29	0
Thomas	2	32	16.0	18	0
Dunlap	1	19	19.0	19	0
Stewart	1	1	1.0	1	0
Chargers	55	1142	20.8	39	0
Opponents	39	960	24.6	61	0

Field Goals	1-19	20-29	30-39	40-49	50+
Wersching	0/0	1/1	1/3	3/4	0/3
Partee	0/0	1/2	0/2	0/1	0/0
Chargers	0/0	2/3	1/5	3/5	0/3
Opponents	0/0	6/8	2/6	1/5	0/1
Wersching (48N) (62B, 28G) (1)(1)(42G) (1)(1)(54B, 40G) (36N) (39N, 42G) (1)(1)(53N, 37G)					
Partee (40N, 38N) (22G) (33N) (22B) (1)(1)(1)(1)(1)(1)(1)					

Passing	Att.	Comp.	Yds.	Comp.%	Yds./Att.	TD	TD%	Int.	Int.%	Long	Sack/Lost	Rating
Fouts	237	115	1732	.485	7.31	8	.034	13	.055	75t	12/99	61.4
Freitas	109	49	719	.450	6.60	3	.028	8	.073	72t	11/76	45.6
D. Woods	3	1	28	.333	9.33	1	.333	1	.333	28t	0/0	68.8
Chargers	349	165	2479	.473	7.10	12	.034	22	.063	75t	23/175	56.3
Opponents	367	222	2815	.605	7.67	13	.035	15	.041	84t	18/145	79.2

1971 FINAL STATISTICS

**(6-8 Overall) Third AFC West - Sid Gillman (4-6);
Home (6-1); Away (0-7)**

Date	W/L	Score	Opponent	Att.
09/19	W	21-14	Kansas City	54,061
09/26	L	0-34	Oakland	54,084
10/03	L	17-21	@ Pittsburgh	44,339
10/10	L	10-31	@ Kansas City	50,514
10/17	L	16-20	@ Denver	51,200
10/23	W	20-3	Buffalo	49,261
10/31	W	49-21	New York Jets	44,786
11/07	L	17-35	@ New York Giants	62,905
11/15	W	20-17	St. Louis	46,486
11/21	L	33-34	@ Oakland	54,681
11/28	L	0-31	@ Cincinnati	59,580
12/05	W	30-14	Minnesota	54,505
12/12	W	45-17	Denver	44,347
12/19	L	33-49	@ Houston	35,959

Team Statistics	Chargers	Opponents
TOTAL FIRST DOWNS	264	272
Rushing	86	143
Passing	147	114
Penalty	31	15
Third Down: Made/Att.	74/173	73/170
Third Down Pct.	428	429
Fourth Down: Made/Att.	1/1	1/1
Fourth Down Pct.	100.0	100.0
TOTAL NET YARDS	4738	4558
Avg. Per Game	338.4	325.6
Total Plays	859	859
Avg. Per Play	5.5	5.3
NET YARDS RUSHING	1604	2296
Avg. Per Game	114.6	164.0
Total Rushes	390	493
NET YARDS PASSING	3134	2262
Avg. Per Game	223.9	161.6
Sacked/Yards Lost	19/171	19/177
Gross Yards	3305	2439
Attempts/Completions	450/244	347/193
Completion Pct.	54.2	55.6
Had Intercepted	28	22
PUNTS/AVERAGE	55/43.5	67/43.7
NET PUNTING AVG.	40.6	39.0
PENALTIES/YARDS	81/895	84/887
FUMBLES/BALL LOST	30/15	27/10
TOUCHDOWNS	37	44
Rushing	11	25
Passing	23	15
Returns	3	4
TIME OF POSSESSION	30:00	25:43

Score by Quarters	Q1	Q2	Q3	Q4	OT	PTS.
Chargers	40	94	73	104	0	311
Opponents	62	95	94	90	0	341

Scoring	TD	RU	PA	RT	PAT	FG	S	PTS.
Pardee	0	0	0	0	36/37	17/29	0	87
Garrett	7	4	3	0	0/0	0/0	0	42
Queen	7	4	3	0	0/0	0/0	0	42
Garrison	6	0	6	0	0/0	0/0	0	36
Parks	4	0	4	0	0/0	0/0	0	24
Montgomery	3	1	2	0	0/0	0/0	0	18
Gillette	2	0	2	0	0/0	0/0	0	12
Babich	1	0	0	1	0/0	0/0	0	6
Barnes	1	0	0	1	0/0	0/0	0	6
Burns	1	1	0	0	0/0	0/0	0	6
Dicus	1	0	1	0	0/0	0/0	0	6
Fletcher	1	0	0	1	0/0	0/0	0	6
Hadl	1	1	0	0	0/0	0/0	0	6
LeVias	1	0	1	0	0/0	0/0	0	6
Norman	1	0	1	0	0/0	0/0	0	6
White	0	0	0	0	0/0	0/0	1	2
Chargers	37	11	23	3	36/37	17/29	1	311
Opponents	44	25	15	4	43/43	11/24	0	341

2-Pt. Conversions: Chargers 0-0, Opponents 0-0

Sacks: Chargers 19.0, Opponents 19.0

Passing	Att.	Comp.	Yds.	Comp.%	Yds./Att.	TD	TD%	Int.	Int.%	Long	Sack/Lost	Rating
Hadl	431	233	3075	.541	7.13	21	.049	25	.058	77t	16/145	68.9
Domres	12	7	97	.583	8.08	1	.083	3	.250	25t	3/26	72.6
Montgomery	6	3	80	.555	13.33	1	.167	0	.000	33	0/0	135.4
Garrett	1	1	53	100.0	53.00	0	.000	0	.000	53	0/0	118.8
Chargers	450	244	3305	.542	7.34	23	.051	28	.062	77t	19/171	69.0
Opponents	347	193	2439	.556	7.03	15	.043	22	.063	62t	19/177	65.7

Rushing	No.	Yds.	Avg.	Long	TD
Garrett	140	591	4.2	36	4
Queen	95	318	3.3	41	4
Montgomery	60	226	3.8	26	1
Burns	61	223	3.7	25	1
Parks	5	77	15.4	54	0
Hadl	18	75	4.2	37	1
LeVias	4	73	18.3	38	0
Ray	2	15	7.5	8	0
Pardee	1	7	7.0	7	0
Norman	1	1	1.0	1	0
Domres	1	0	0.0	0	0
Garrison	1	0	0.0	0	0
Dicus	1	-2	-2.0	-2	0
Chargers	390	1604	4.1	54	11
Opponents	493	2296	4.7	37	25

Receiving	No.	Yds.	Avg.	Long	TD
Garrison	42	889	21.2	77t	6
Parks	41	609	14.9	56t	4
Garrett	41	283	6.9	40	3
Montgomery	28	361	12.9	39t	2
Norman	27	358	13.3	30	1
Queen	23	270	11.7	54	3
LeVias	21	265	12.6	37t	1
Gillette	10	147	14.7	25t	2
Dicus	6	89	14.8	29	1
Burns	3	22	7.3	10	0
Strozier	1	6	6.0	6	0
Tanner	1	6	6.0	6	0
Chargers	244	3305	13.5	77t	23
Opponents	193	2439	12.6	62t	15

Interceptions	No.	Yds.	Avg.	Long	TD
Salter	6	48	8.0	44	0
Beauchamp	4	95	23.8	52	0
Howard	4	47	11.8	29	0
Fletcher	3	63	21.0	36t	1
Barnes	2	57	28.5	36t	1
Hill	2	7	3.5	7	0
Redman	1	0	0.0	0	0
Chargers	22	317	14.4	52	2
Opponents	28	339	12.1	35t	4

Punting	No.	Yds.	Avg.	Net	TB	I-20	Lg.	B
Pardee	55	2392	43.5	40.6	6	0	73	0
Chargers	55	2392	43.5	40.6	6	0	73	0
Opponents	67	2931	43.7	39.0	5	0	62	0

Punt Returns	Ret.	FC	Yds.	Avg.	Lg.	TD
LeVias	22	8	145	6.6	19	0
Fletcher	12	5	68	5.7	18	0
Garrett	3	0	2	0.7	4	0
Chargers	37	13	215	5.8	19	0
Opponents	20	17	40	2.0	12	0

Kickoff Returns	Ret.	Yds.	Avg.	Long	TD
LeVias	24	559	23.3	71	0
Fletcher	11	217	19.7	25	0
Salter	8	172	21.5	29	0
Burns	2	19	9.5	15	0
Rogers	1	20	20.0	20	0
Sweeney	1	13	13.0	13	0
Thomas	1	0	0.0	0	0
Wilkinson	1	0	0.0	0	0
Chargers	49	1000	20.4	71	0
Opponents	55	1245	22.6	63	0

Field Goals	1-19	20-29	30-39	40-49	50+
Pardee	5/5	6/6	1/3	4/12	1/3
Chargers	5/5	6/6	1/3	4/12	1/3
Opponents	3/3	1/5	3/6	4/9	0/1
Pardee (48N, 48N) (37N, 51N, 48N) (21G) (43G) (43N, 41G, 20G, 35G) (9G, 10G) (128G) (42N, 25G, 45G) (14G) (51N) (33N, 48N, 12G, 43G, 22G) (43N, 9G) (42B, 50G, 20G)					

YEAR-BY-YEAR STATS





1970 FINAL STATISTICS

(5-6-3 Overall) Third AFC West - Charlie Waller
Home (2-3-2); Away (3-3-1)

Date	W/L	Score	Opponent	Att.
09/20	L	14-16	Baltimore	47,782
09/27	T	27-27	Oakland	42,109
10/04	L	10-37	@ Los Angeles	69,564
10/12	L	20-22	Green Bay	53,064
10/18	W	20-7	@ Chicago	45,278
10/25	T	31-31	Houston	41,427
11/01	W	27-10	@ Cleveland	80,047
11/08	W	24-21	Denver	48,327
11/15	W	16-14	@ Boston	30,597
11/22	L	17-20	@ Oakland	54,594
11/29	L	14-26	@ Kansas City	50,315
12/06	L	14-17	Cincinnati	41,461
12/13	T	17-17	@ Denver	50,599
12/20	W	31-13	Kansas City	41,379

Team Statistics	Chargers	Opponents
TOTAL FIRST DOWNS	231	245
Rushing	83	106
Passing	119	117
Penalty	29	22
Third Down: Made/Att.	67/173	69/179
Third Down Pct.	.387	.385
Fourth Down: Made/Att.	4/9	3/5
Fourth Down Pct.	.444	.600
TOTAL NET YARDS	3953	4182
Avg. Per Game	282.4	298.7
Total Plays	839	872
Avg. Per Play	4.7	4.8
NET YARDS RUSHING	1450	1967
Avg. Per Game	103.6	140.5
Total Rushes	395	480
NET YARDS PASSING	2503	2215
Avg. Per Game	178.8	158.2
Sacked/Yards Lost	57/433	27/207
Gross Yards	2936	2422
Attempts/Completions	387/192	365/207
Completion Pct.	.496	.567
Had Intercepted	19	9
PUNTING/AVERAGE	74/42.8	64/44.1
NET PUNTING AVG.	37.5	39.5
PENALTIES/YARDS	79/852	89/998
FUMBLES/BALL LOST	19/6	21/15
TOUCHDOWNS	35	30
Rushing	9	15
Passing	24	13
Returns	2	2
TIME OF POSSESSION	17:09	38:34

Score by Quarters	Q1	Q2	Q3	Q4	OT	PTS.
Chargers	30	96	65	91	0	282
Opponents	36	111	68	63	0	278

Scoring	TD	RU	PA	RT	PAT	FG	S	PTS.
Garrison	12	0	12	0	0/0	0/0	0	72
Mercer	0	0	0	0	34/35	12/19	0	70
Frazier	8	1	6	1	0/0	0/0	0	48
Alworth	4	0	4	0	0/0	0/0	0	24
R. Smith	3	3	0	0	0/0	0/0	0	18
Garrett TM	2	1	1	0	0/0	0/0	0	12
Queen	2	1	1	0	0/0	0/0	0	12
Detwiler	1	0	0	1	0/0	0/0	0	6
Hadl	1	1	0	0	0/0	0/0	0	6
Hubbert	1	1	0	0	0/0	0/0	0	6
Post	1	1	0	0	0/0	0/0	0	6
J. Owens	0	0	0	0	0/0	0/0	1	2
Chargers	35	9	24	2	34/35	12/19	1	282
Opponents	30	15	13	2	29/30	23/40	0	278

2-Pt. Conversions: Chargers 0-0, Opponents 0-0

Sacks: Chargers 27.0, Opponents 57.0

Passing	Att.	Comp.	Yds.	Comp.%	Yds./Att.	TD	TD%	Int.	Int.%	Long	Sack/Lost	Rating
Hadl	327	162	2388	.495	7.30	22	.067	15	.046	67	42/327	77.1
Domres	55	28	491	.509	8.93	2	.036	4	.073	80t	13/93	63.5
Foster	3	1	9	.333	3.00	0	.000	0	.000	9	1/8	42.4
Clark	2	1	48	.500	24.00	0	.000	0	.000	48	0/0	95.8
Garrett TM	0	0	0	—	—	0	.000	0	.000	—	1/5	—
Chargers	387	192	2936	.496	7.59	24	.062	19	.049	80t	57/433	75.3
Opponents	365	207	2422	.567	6.64	13	.036	9	.025	61t	27/207	78.6

Rushing	No.	Yds.	Avg.	Long	TD
Queen	77	261	3.4	19	1
Post	74	225	3.0	18	1
Garrett TM	46	146	3.2	22	1
Hadl	28	188	6.7	34	1
Hubbert	49	175	3.6	11	1
R. Smith	52	163	3.1	21	3
Frazier	5	120	24.0	70	1
Foster	32	84	2.6	15	0
D. Smith	14	42	3.0	15	0
Domres	14	39	2.8	7	0
Garrison	4	7	1.7	10	0
Chargers	395	1450	3.7	70	9
Opponents	480	1967	4.1	42	15

Receiving	No.	Yds.	Avg.	Long	TD
Garrison	44	1006	22.9	67	12
Frazier	38	497	13.1	51	6
Alworth	35	608	17.4	80t	4
Queen	20	236	11.8	65t	1
Garrett TM	10	127	12.7	44t	1
Post	13	113	8.7	30	0
Foster	10	92	9.2	48	0
Hubbert	7	44	6.3	11	0
R. Smith	5	44	8.8	11	0
D. Smith	4	65	16.3	42	0
Eber	2	43	21.5	31	0
Strozier	2	40	20.0	28	0
Gillette	2	21	10.5	12	0
Chargers	192	2936	15.3	80t	24
Opponents	207	2422	11.7	61t	13

Interceptions	No.	Yds.	Avg.	Long	TD
Barnes	3	22	7.3	15	0
Howard	2	19	9.5	19	0
Tolbert	2	19	9.5	19	0
Beauchamp	1	25	25.0	25	0
DeLong	1	5	5.0	5	0
Chargers	9	90	10.0	25	0
Opponents	19	235	12.4	25	0

Punting	No.	Yds.	Avg.	Net	TB	I-20	Lg.	B
Partee	65	2852	43.9	38.7	4	0	62	1
Mercer	8	283	35.4	28.6	0	0	42	0
Hadl	1	30	30.0	30.0	0	0	30	0
Chargers	74	3165	42.8	37.5	4	0	62	1
Opponents	64	2822	44.1	39.5	6	0	61	0

Punt Returns	Ret.	FC	Yds.	Avg.	Lg.	TD
Fletcher	16	2	137	8.6	17	0
R. Smith	9	8	31	3.4	13	0
Duncan	5	4	10	2.0	8	0
Detwiler	1	1	-5	-5.0	-5	0
Chargers	31	15	173	5.6	17	0
Opponents	34	20	312	9.2	79t	1

Kickoff Returns	Ret.	Yds.	Avg.	Long	TD
Duncan	19	410	21.6	41	0
Fletcher	17	382	22.5	30	0
Beauchamp	1	0	0.0	0	0
Hill	1	0	0.0	0	0
Moss TM	1	0	0.0	0	0
T. Owens	1	0	0.0	0	0
Queen	1	12	12.0	12	0
R. Smith	1	9	9.0	9	0
Chargers	42	813	19.4	41	0
Opponents	52	1153	22.2	52	0

Field Goals	1-19	20-29	30-39	40-49	50+
Mercer	3/3	1/3	5/5	3/8	0/0
Chargers	3/3	1/3	5/5	3/8	0/0
Opponents	10/12	6/8	4/6	1/12	2/2
Mercer (46B) (48G, 39G) (30G) (47N, 16G, 39G) (1) (45G) (45N, 37G, 12G) (38G) (45N, 23N, 25N) (11G) (1) (47N) (42G) (27G)					

YEAR-BY-YEAR STATS

ets makes Point

BETTER LT

HATS OFF

Forward pr

BALLY JUN

1969 FINAL STATISTICS

**(8-6 Overall) Third AFL West - Sid Gillman (4-5);
Home (5-2); Away (3-4)
Charlie Waller (4-1)**

Date	W/L	Score	Opponent	Att.
09/14	L	9-27	Kansas City	47,988
09/21	L	20-34	@ Cincinnati	26,243
09/28	W	34-27	New York (AFL)	54,042
10/04	W	21-14	@ Boston	52,748
10/11	W	21-14	@ Miami	34,585
10/19	W	13-10	@ Boston	18,346
10/26	L	12-24	Oakland	54,008
11/02	L	0-13	@ Denver	45,511
11/09	L	3-27	@ Kansas City	51,104
11/16	L	16-21	@ Oakland	54,372
11/23	W	45-24	Denver	34,664
11/27	W	21-17	@ Houston	40,065
12/07	W	28-18	Boston	33,146
12/14	W	45-6	Buffalo	47,582

Team Statistics		Chargers	Opponents
TOTAL FIRST DOWNS		275	232
Rushing		119	71
Passing		131	148
Penalty		25	13
Third Down: Made/Att.		0/0	0/0
Third Down Pct.		.000	.000
Fourth Down: Made/Att.		0/0	0/0
Fourth Down Pct.		.000	.000
TOTAL NET YARDS		4611	4237
Avg. Per Game		329.4	302.6
Total Plays		932	824
Avg. Per Play		4.9	5.1
NET YARDS RUSHING		1985	1442
Avg. Per Game		141.8	103.0
Total Rushes		455	366
NET YARDS PASSING		2626	2795
Avg. Per Game		187.6	199.6
Sacked/Yards Lost		33/301	35/280
Gross Yards		2927	3427
Attempts/Completions		444/208	423/241
Completion Pct.		.468	.570
Had Intercepted		21	31
PUNTS/AVERAGE		71/44.6	76/40.3
NET PUNTING AVG.		38.3	36.0
PENALTIES/YARDS		63/731	71/791
FUMBLES/BALL LOST		27/13	13/6
TOUCHDOWNS		35	34
Rushing		18	11
Passing		13	22
Returns		4	1
TIME OF POSSESSION		30:00	30:00

Score by Quarters	Q1	Q2	Q3	Q4	OT	PTS.
Chargers	57	92	71	68	0	288
Opponents	45	84	75	72	0	276

Scoring	TD	RU	PA	RT	PAT	FG	S	PTS.
Partee	0	0	0	0	33/33	15/28	0	78
Garrison	7	0	7	0	0/0	0/0	0	42
Post	6	6	0	0	0/0	0/0	0	36
Alworth	4	0	4	0	0/0	0/0	0	24
Domres	4	4	0	0	0/0	0/0	0	24
Hubbert	4	4	0	0	0/0	0/0	0	24
Graham	2	0	0	2	0/0	0/0	0	12
Hadl	2	2	0	0	0/0	0/0	0	12
Smith	2	2	0	0	0/0	0/0	0	12
Briggs	1	0	0	1	0/0	0/0	0	6
Duncan	1	0	0	1	0/0	0/0	0	6
Eber	1	0	1	0	0/0	0/0	0	6
Foster	1	0	1	0	0/0	0/0	0	6
Chargers	35	18	13	4	33/33	15/28	0	288
Opponents	34	11	22	1	31/33	13/25	0	276

2-Pt. Conversions: Chargers 0-0, Opponents 1-1

Sacks: Chargers 35.0, Opponents 33.0

Passing	Att.	Comp.	Yds.	Comp.%	Yds./Att.	TD	TD%	Int.	Int.%	Long	Sack/Lost	Rating
Hadl	324	158	2253	488	6.95	10	.031	11	.034	76t	18/190	67.8
Domres	112	47	631	420	5.63	2	.018	10	.089	55	14/101	29.3
Foster	5	2	39	400	7.80	1	.200	0	.000	30t	0/0	107.5
Post	2	1	4	500	2.00	0	.000	0	.000	4	0/0	56.3
Hubbert	1	0	0	.000	0.00	0	.000	0	.000	0	0/0	39.6
Mikolajewski	1	0	0	.000	0.00	0	.000	0	.000	0	1/10	—
Chargers	444	208	2927	468	6.59	13	.029	21	.047	76t	33/301	58.6
Opponents	423	241	3075	570	7.27	22	.052	31	.073	80t	35/280	66.7

Rushing	No.	Yds.	Avg.	Long	TD
Post	182	873	4.8	60	6
Hubbert	94	333	3.5	24	4
Foster	64	236	3.7	24	0
Smith	51	211	4.1	16	2
Domres	19	145	7.6	22	4
Hadl	26	109	4.2	17	2
Sayers	14	53	3.8	8	0
Alworth	5	25	5.0	16	0
Chargers	455	1985	4.4	60	18
Opponents	366	1442	3.9	49	11

Receiving	No.	Yds.	Avg.	Long	TD
Alworth	64	1003	15.7	76t	4
Garrison	40	804	20.1	50	7
Post	24	235	9.8	46	0
Frazier	17	205	12.1	50	1
Foster	14	83	5.9	28	0
Hubbert	11	43	3.9	18	0
Queen	10	148	14.8	42	0
Smith	10	144	14.4	55	0
Eber	9	141	15.7	43	1
MacKinnon	7	82	11.7	23	0
Trapp	2	39	19.5	24	0
Chargers	208	2927	14.1	76t	13
Opponents	241	3075	12.8	80t	22

Interceptions	No.	Yds.	Avg.	Long	TD
Hill	7	92	13.1	27	0
Duncan	6	118	19.7	72t	1
Howard	6	50	8.3	19	0
Barnes	5	64	12.8	25	0
Graham	4	112	28.0	65t	2
Bruggers	1	5	5.0	5	0
Redman	1	3	3.0	3	0
Campbell	1	0	0.0	0	0
Chargers	31	444	14.3	72t	3
Opponents	21	265	12.6	43	0

Punting	No.	Yds.	Avg.	Net	TB	I-20	Lg.	B
Partee	71	3169	44.6	38.3	8	0	62	0
Chargers	71	3169	44.6	38.3	8	0	62	0
Opponents	76	3059	40.3	36.0	1	0	62	0

Punt Returns	Ret.	FC	Yds.	Avg.	Lg.	TD
Duncan	27	7	280	10.4	38	0
Graham	3	24	15	5.0	9	0
Smith	3	0	5	5.0	5	0
Trapp	0	1	0	—	—	0
Chargers	31	32	300	9.7	38	0
Opponents	30	7	291	9.7	45	0

Kickoff Returns	Ret.	Yds.	Avg.	Long	TD
Duncan	21	587	28.0	52	0
Smith	6	138	23.0	27	0
Post	4	74	18.5	27	0
Fetherston	3	0	0.0	0	0
Sayers	2	42	21.0	21	0
Briggs	1	0	0.0	0	0
Foster	1	1	1.0	1	0
Huey	1	0	0.0	0	0
Chargers	39	842	21.6	52	0
Opponents	53	1238	23.4	38	0

Field Goals	1-19	20-29	30-39	40-49	50+
Partee	4/4	5/8	3/9	2/6	1/1
Chargers	4/4	5/8	3/9	2/6	1/1
Opponents	2/3	3/4	5/7	3/8	0/3

Partee (50G) (49N, 33N, 29G, 14G) (37N, 42G, 27G) (34N, 27N, 43B) (41B) (28N, 12G, 28G) (35N, 25G, 46G) (1) (39N, 25G) (30N, 18G, 31G, 14G) (33G) (25B) (1) (48N, 33G)



1968 FINAL STATISTICS

**(9-5 Overall) Third AFL West - Sid Gillman
Home (4-3); Away (5-2)**

Date	W/L	Score	Opponent	Att.
09/06	W	29-13	Cincinnati	33,687
09/21	W	30-14	Houston	46,217
09/29	W	31-10	@ Cincinnati	28,642
10/05	L	20-23	@ New York (AFL)	63,786
10/13	W	23-14	@ Oakland	53,257
10/20	W	55-24	Denver	42,953
10/27	L	20-27	@ Kansas City	50,344
11/03	W	34-28	Miami	37,284
11/10	W	27-17	@ Boston	19,278
11/17	W	21-6	@ Buffalo	27,993
11/24	L	15-37	New York (AFL)	51,175
12/01	W	47-23	@ Denver	35,312
12/08	L	3-40	Kansas City	51,174
12/15	L	27-34	Oakland	40,698

Team Statistics		Chargers	Opponents
TOTAL FIRST DOWNS		270	225
Rushing		93	90
Passing		164	118
Penalty		13	17
Third Down: Made/Att.		0/0	0/0
Third Down Pct.		.000	.000
Fourth Down: Made/Att.		0/0	0/0
Fourth Down Pct.		.000	.000
TOTAL NET YARDS		5388	4333
Avg. Per Game		384.9	309.5
Total Plays		918	893
Avg. Per Play		5.9	4.9
NET YARDS RUSHING		1765	1641
Avg. Per Game		126.1	117.2
Total Rushes		428	439
NET YARDS PASSING		3623	2692
Avg. Per Game		258.8	192.3
Sacked/Yards Lost		18/190	24/204
Gross Yards		3813	2896
Attempts/Completions		472/225	430/217
Completion Pct.		.477	.505
Had Intercepted		33	20
PUNTS/AVERAGE		56/40.7	74/42.3
NET PUNTING AVG.		34.7	37.0
PENALTIES/YARDS		72/654	63/692
FUMBLES/BALL LOST		20/12	26/15
TOUCHDOWNS		45	36
Rushing		12	13
Passing		29	20
Returns		4	3
TIME OF POSSESSION		21:26	38:34

Score by Quarters	Q1	Q2	Q3	Q4	OT	PTS.
Chargers	74	136	58	114	0	382
Opponents	59	106	78	67	0	310

Scoring	TD	RU	PA	RT	PAT	FG	S	PTS.
Partee	0	0	0	0	40/43	22/32	0	106
Allworth	10	0	10	0	0/0	0/0	0	62
Garrison	10	0	10	0	0/0	0/0	0	60
MacKinnon	6	0	6	0	0/0	0/0	0	38
Smith	4	4	0	0	0/0	0/0	0	24
Frazier	3	0	3	0	0/0	0/0	0	18
Post	3	3	0	0	0/0	0/0	0	18
Beauchamp	2	0	0	2	0/0	0/0	0	12
Hadl	2	2	0	0	0/0	0/0	0	12
Hubbert	2	2	0	0	0/0	0/0	0	12
Duncan	1	0	0	1	0/0	0/0	0	6
Dyer	1	0	0	1	0/0	0/0	0	6
Foster	1	1	0	0	0/0	0/0	0	6
Chargers	45	12	29	4	40/43	22/32	1	382
Opponents	36	13	20	3	35/35	19/31	1	310

2-Pt. Conversions: Allworth, MacKinnon, **Chargers 2-2**, Opponents 0-1

Sacks: **Chargers 24.0**, Opponents 18.0

Passing	Att.	Comp.	Yds.	Comp.%	Yds./Att.
Hadl	440	208	3473	.473	7.89
Brittunum	17	9	125	.529	7.35
Foster	7	6	169	.857	24.14
Post	4	1	23	.250	5.75
Smith	3	0	0	.000	0.00
Allison	1	1	23	100.0	23.00
Chargers	472	225	3813	.477	8.08
Opponents	430	217	2896	.505	6.73

Rushing	No.	Yds.	Avg.	Long	TD
Post	151	758	5.0	62t	3
Smith	88	426	4.8	37t	4
Foster	109	394	3.6	22	1
Hubbert	28	119	4.3	21	2
Allison	23	31	1.3	6	0
Allworth	3	18	6.0	10	0
Foster	23	14	0.6	9	2
Lowe TM	1	9	9.0	9	0
Brittunum	2	-4	-2.0	0	0
Chargers	428	1765	4.1	62t	12
Opponents	439	1641	3.7	37	13

Receiving	No.	Yds.	Avg.	Long	TD
Allworth	68	1312	19.3	80t	10
Garrison	52	1103	21.2	84t	10
MacKinnon	33	646	19.6	62t	6
Foster	23	224	9.7	48	0
Post	18	165	9.2	23	0
Frazier	16	237	14.8	48t	3
Smith	7	71	10.1	24	0
Hubbert	5	11	2.2	10	0
Allison	2	22	11.0	12	0
Dyer	1	22	22.0	22	0
Chargers	225	3813	16.9	84t	29
Opponents	217	2896	13.3	87t	20

Interceptions	No.	Yds.	Avg.	Long	TD
Beauchamp	5	114	22.8	35t	2
Graham	5	87	17.4	42	0
Tolbert	2	42	21.0	22	0
Erlandson	2	22	11.0	16	0
Staggs	2	2	1.0	2	0
Allen	1	4	4.0	4	0
Duncan	1	4	4.0	4	0
Fetherston	1	0	0.0	0	0
Howard	1	0	0.0	0	0
Chargers	20	275	13.8	42	2
Opponents	33	534	16.2	75t	2

Punting	No.	Yds.	Avg.	Net	TB	I-20	Lg.	B
Partee	56	2281	40.7	34.7	6	0	60	0
Chargers	56	2281	40.7	34.7	6	0	60	0
Opponents	74	3132	42.3	37.0	5	0	68	0

Punt Returns	Ret.	FC	Yds.	Avg.	Lg.	TD
Duncan	18	5	206	11.4	95t	1
Graham	13	10	61	4.7	22	0
Smith	8	3	25	3.1	8	0
Allison	0	1	0	—	—	0
Chargers	39	19	292	7.9	95t	1
Opponents	21	10	220	10.5	82t	1

Kickoff Returns	Ret.	Yds.	Avg.	Long	TD
Duncan	25	586	23.4	53	0
Post	10	199	19.9	38	0
Allison	7	121	17.3	23	0
Baccaglio TM	2	0	0.0	0	0
Lincoln TM	2	37	18.5	27	0
Whitehead	2	81	40.5	63	0
Latzke	1	0	0.0	0	0
Smith	1	20	20.0	20	0
Speights	1	21	21.0	21	0
Chargers	51	1065	20.9	63	0
Opponents	60	1251	20.9	35	0

Field Goals	1-19	20-29	30-39	40-49	50+
Partee	4/4	8/10	6/10	4/7	0/1
Chargers	4/4	8/10	6/10	4/7	0/1
Opponents	5/5	8/9	5/10	1/7	0/0
Partee (46N, 39N, 42G) (35G, 23G, 48G) (36N, 28N, 21G) (50N) (47N, 39N, 24G, 27G, 27G) (37B, 18G, 27G) (19G, 36G) (23N, 33G, 23G) (32G, 33G) (1) (1) (19G) (28G) (47N, 13G, 34G, 40G, 42G)					

Passing	TD	TD%	Int.	Int.%	Long	Sack/Lost	Rating
Hadl	27	.061	32	.073	84t	10/110	64.5
Allworth	1	.009	1	.059	22	7/63	71.9
Foster	0	.000	0	.000	50	0/0	118.8
Post	0	.000	0	.000	23	1/17	51.0
Smith	0	.000	0	.000	0	0/0	39.6
Allison	1	100.0	0	.000	23t	0/0	158.3
Chargers	29	.061	33	.070	84t	18/190	66.8
Opponents	20	.047	20	.047	87t	24/204	68.3

1967 FINAL STATISTICS

(8-5-1 Overall) Third AFL West - Sid Gillman
Home (5-2-1); Away (3-3)

Date	W/L	Score	Opponent	Att.
09/09	W	28-14	Boston	39,337
09/24	W	13-3	Houston	36,032
10/01	W	37-17	@ Buffalo	39,310
10/08	T	31-31	Boston	23,620
10/15	W	45-31	Kansas City	45,355
10/22	W	38-21	@ Denver	34,465
10/29	L	10-51	@ Oakland	53,474
11/12	W	24-0	Miami	34,761
11/19	W	17-16	@ Kansas City	46,738
11/23	W	24-20	Denver	34,586
12/03	L	21-41	Oakland	52,661
12/10	L	24-41	@ Miami	23,007
12/16	L	17-24	@ Houston	19,870
12/24	L	31-42	New York (AFL)	34,580

Team Statistics	Chargers	Opponents
TOTAL FIRST DOWNS	259	251
Rushing	88	88
Passing	150	148
Penalty	21	15
Third Down: Made/Att.	0/0	0/0
Third Down Pct.	.000	.000
Fourth Down: Made/Att.	0/0	0/0
Fourth Down Pct.	.000	.000
TOTAL NET YARDS	5125	4705
Avg. Per Game	366.1	336.1
Total Plays	891	936
Avg. Per Play	5.8	5.0
NET YARDS RUSHING	1715	1553
Avg. Per Game	122.5	110.9
Total Rushes	417	441
NET YARDS PASSING	3410	3152
Avg. Per Game	243.6	225.1
Sacked/Yards Lost	11/107	31/303
Gross Yards	3517	3455
Attempts/Completions	463/230	464/230
Completion Pct.	.497	.496
Had Intercepted	24	13
PUNTS/AVERAGE	63/37.5	72/45.2
NET PUNTING AVG.	33.6	36.8
PENALTIES/YARDS	72/817	61/666
FUMBLES/BALL LOST	18/10	22/10
TOUCHDOWNS	45	44
Rushing	14	17
Passing	26	26
Returns	5	1
TIME OF POSSESSION	25:43	34:17

Score by Quarters	Q1	Q2	Q3	Q4	OT	PTS.
Chargers	76	116	58	110	0	360
Opponents	87	99	93	73	0	352

Scoring	TD	RU	PA	RT	PAT	FG	S	PTS.
Van Raaphorst	0	0	0	0	45/45	15/30	0	90
Frazier	10	0	0	0	0/0	0/0	0	60
Alworth	9	0	9	0	0/0	0/0	0	54
Post	8	7	1	0	0/0	0/0	0	48
Hubbert	4	2	2	0	0/0	0/0	0	24
Duncan	3	0	0	3	0/0	0/0	0	18
Hadl	3	3	0	0	0/0	0/0	0	18
Garrison	2	0	2	0	0/0	0/0	0	12
Mackinnon	2	0	2	0	0/0	0/0	0	12
Appleton	1	0	0	1	0/0	0/0	0	6
Graham	1	0	0	1	0/0	0/0	0	6
Lowe	1	1	0	0	0/0	0/0	0	6
Smith	1	1	0	0	0/0	0/0	0	6
Chargers	45	14	26	5	45/45	15/30	0	360
Opponents	44	17	26	1	44/44	14/27	1	352

2-Pt. Conversions: Chargers 0-0, Opponents 0-0

Sacks: Chargers 31.0, Opponents 11.0

Passing	Att.	Comp.	Yds.	Comp.%	Yds./Att.	TD	TD%	Int.	Int.%	Long	Sack/Lost	Rating
Hadl	427	217	3365	.508	7.88	24	.056	22	.052	72t	9/91	74.5
Stephenson	26	11	117	.423	4.50	2	.077	2	.077	21	1/7	49.7
Post	6	1	9	.167	1.50	0	.000	0	.000	9	1/9	39.6
Alworth	1	0	0	.000	0.00	0	.000	0	.000	0	0/0	39.6
Foster	1	0	0	.000	0.00	0	.000	0	.000	0	0/0	39.6
Lowe	1	1	26	100.0	26.00	0	.000	0	.000	26	0/0	118.8
Whitehead	1	0	0	.000	0.00	0	.000	0	.000	0	0/0	39.6
Chargers	463	230	3517	.497	7.60	26	.056	24	.052	72t	11/107	72.3
Opponents	464	230	3455	.496	7.45	26	.056	13	.028	75t	31/303	81.4

Rushing	No.	Yds.	Avg.	Long	TD
Post	161	663	4.1	67t	6
Hubbert	116	643	5.5	80t	2
Smith	22	115	5.2	16	1
Hadl	37	107	2.9	26	3
Foster	28	78	2.1	13	0
Lowe	28	71	2.5	21	1
Allison	10	34	3.4	26	0
Stephenson	2	11	5.5	7	0
Alworth	1	5	5.0	5	0
Garrison	1	1	1.0	1	0
Redman	1	-13	-13.0	-13	0
Chargers	417	1715	4.1	80t	14
Opponents	441	1553	3.5	82t	17

Receiving	No.	Yds.	Avg.	Long	TD
Frazier	57	922	16.2	72t	10
Alworth	52	1010	19.4	71t	9
Garrison	44	772	17.5	62	2
Post	32	278	8.7	66t	1
Hubbert	19	214	11.3	49	2
Foster	9	46	5.1	11	0
Mackinnon	7	176	25.1	71	2
Newell	7	68	9.7	14	0
Lowe	2	25	12.5	13	0
Smith	1	6	6.0	6	0
Chargers	230	3517	15.3	72t	26
Opponents	230	3455	15.0	75t	26

Interceptions	No.	Yds.	Avg.	Long	TD
Beauchamp	3	44	14.7	28	0
Duncan	2	100	50.0	100t	1
Graham	2	76	38.0	68t	1
Redman	2	26	13.0	23	0
Allen	2	2	1.0	2	0
Erickson	1	17	17.0	17	0
Tolbert	1	9	9.0	9	0
Chargers	13	274	21.1	100t	2
Opponents	24	329	13.7	40t	1

Punting	No.	Yds.	Avg.	Net	TB	I-20	Lg.	B
Redman	58	2147	37.0	32.9	1	0	56	0
Cordill	3	145	48.3	46.0	0	0	52	0
Hadl	2	70	35.0	35.0	0	0	46	0
Chargers	63	2362	37.5	33.6	1	0	56	0
Opponents	72	3252	45.2	36.8	6	0	72	0

Punt Returns	Ret.	FC	Yds.	Avg.	Lg.	TD
Duncan	36	6	434	12.1	50	0
Graham	3	4	46	15.3	42	0
Smith	0	2	0	—	—	0
Chargers	39	12	480	12.3	50	0
Opponents	21	19	224	10.7	78	0

Kickoff Returns	Ret.	Yds.	Avg.	Long	TD
Tolbert	18	441	24.5	45	0
Post	15	371	24.7	50	0
Duncan	9	231	25.7	60	0
Lowe	8	145	18.1	29	0
Smith	3	51	17.0	19	0
Erickson	1	0	0.0	0	0
Chargers	54	1239	22.9	60	0
Opponents	63	1506	23.9	82	0

Field Goals	1-19	20-29	30-39	40-49	50+
Van Raaphorst	5/8	3/5	4/5	3/11	0/1
Chargers	5/8	3/5	4/5	3/11	0/1
Opponents	5/7	4/6	3/8	2/4	0/2
Van Raaphorst (42N, 50N, 45N)	(14G, 42G, 38N)	(32G, 30G, 13B, 25G)	(32G, 49N)	(15G, 43B, 17B, 13B)	(41N, 30G)
(49N, 29N, 40G)	(46N, 42G)	(12G)	(24G, 45N, 22B)	(1)	(23G)
(18G)	(13G)				





YEAR-BY-YEAR STATS

1966 FINAL STATISTICS

(7-6-1 Overall) Third AFL West - Sid Gillman
Home (5-2); Away (2-4-1)

Date	W/L	Score	Opponent	Att.
09/04	W	24-7	Buffalo	27,572
09/10	W	24-0	Boston	29,539
09/25	W	29-20	@ Oakland	37,183
10/02	W	44-10	Miami	26,444
10/08	L	16-17	@ New York (AFL)	63,497
10/16	T	17-17	@ Buffalo	45,169
10/23	L	17-35	@ Boston	32,371
10/30	W	24-17	Denver	25,819
11/06	L	14-24	@ Kansas City	40,986
11/13	L	19-41	Oakland	26,230
11/27	L	17-20	@ Denver	24,860
12/04	W	28-22	@ Houston	17,569
12/11	W	42-27	New York (AFL)	25,712
12/18	L	17-27	Kansas City	28,548

Team Statistics		Chargers	Opponents
TOTAL FIRST DOWNS		230	260
Rushing		77	127
Passing		137	116
Penalty		16	17
Third Down: Made/Att.		0/0	0/0
Third Down Pct.		.000	.000
Fourth Down: Made/Att.		0/0	0/0
Fourth Down Pct.		.000	.000
TOTAL NET YARDS		4553	4558
Avg. Per Game		325.2	325.6
Total Plays		827	905
Avg. Per Play		5.5	5.0
NET YARDS RUSHING		1537	2403
Avg. Per Game		109.8	171.6
Total Rushes		361	497
NET YARDS PASSING		3016	2155
Avg. Per Game		215.4	153.9
Sacked/Yards Lost		32/331	26/231
Gross Yards		3347	3386
Attempts/Completions		434/224	382/170
Completion Pct.		.516	.445
Had Intercepted		15	27
POINTS/AVERAGE		66/37.0	52/43.0
NET PUNTING AVG.		34.5	35.3
PENALTIES/YARDS		68/667	60/527
FUMBLES/BALL LOST		17/7	17/8
TOUCHDOWNS		41	33
Rushing		9	19
Passing		29	13
Returns		3	1
TIME OF POSSESSION		30:00	30:00

Score by Quarters	Q1	Q2	Q3	Q4	OT	PTS.
Chargers	57	97	64	117	0	335
Opponents	60	91	50	83	0	284

Scoring	TD	RU	PA	RT	PAT	FG	S	PTS.
Van Raaphorst	0	0	0	0	39/40	16/31	0	87
Alworth	13	0	13	0	0/0	0/0	0	78
Mackinnon	6	0	6	0	0/0	0/0	0	36
Garrison	4	0	4	0	0/0	0/0	0	24
Foster	3	1	2	0	0/0	0/0	0	18
Lincoln	3	1	2	0	0/0	0/0	0	18
Lowe	3	3	0	0	0/0	0/0	0	18
Allison	2	2	0	0	0/0	0/0	0	12
Frazier	2	0	2	0	0/0	0/0	0	12
Hadl	2	2	0	0	0/0	0/0	0	12
Duncan	1	0	0	1	0/0	0/0	0	6
Graham	1	0	0	1	0/0	0/0	0	6
Redman	1	0	0	1	0/0	0/0	0	6
Chargers	41	9	29	3	39/40	16/31	1	335
Opponents	33	19	13	1	31/32	17/31	1	284

2-Pt. Conversions: Chargers 0-0, Opponents 1-1

Sacks: Chargers 26.0, Opponents 32.0

Passing	Att.	Comp.	Yds.	Comp.%	Yds./Att.	TD	TD%	Int.	Int.%	Long	Sack/Lost	Rating
Hadl	375	200	2846	.533	7.59	23	.061	14	.037	78t	0/0	83.0
Tensi	52	21	405	.404	7.79	5	.096	1	.019	63t	0/0	92.2
Lincoln	4	2	71	.500	17.75	1	.250	0	.000	36t	0/0	135.4
Lowe	3	1	25	.333	8.33	0	.000	0	.000	25	0/0	64.6
Chargers	434	224	3347	.516	7.71	29	.067	15	.035	78t	32/331	85.1
Opponents	382	170	2386	.445	6.25	13	.034	27	.071	68	26/231	47.1

Rushing	No.	Yds.	Avg.	Long	TD
Lowe	146	643	4.4	57	3
Foster	81	352	4.3	37	1
Lincoln	58	214	3.7	23	1
Allison	31	213	6.9	61t	2
Hadl	38	95	2.5	21	2
Redman	2	14	7.0	32	0
Alworth	3	10	3.3	4	0
Tensi	1	-1	-1.0	-1	0
Garrison	1	-3	-3.0	-3	0
Chargers	361	1537	4.3	61t	9
Opponents	497	2403	4.8	64	19

Receiving	No.	Yds.	Avg.	Long	TD
Alworth	73	1383	18.9	78t	13
Garrison	46	642	14.0	36	4
Mackinnon	26	477	18.3	46	2
Foster	26	260	10.0	63t	2
Lincoln	14	264	18.9	27	2
Allison	12	99	8.3	20	0
Lowe	12	41	3.4	11	0
Frazier	9	144	16.0	30t	2
Norton	4	50	12.5	18	0
Hadl	2	-13	-6.5	4	0
Chargers	224	3347	14.9	78t	29
Opponents	170	2386	14.0	68	13

Interceptions	No.	Yds.	Avg.	Long	TD
Duncan	7	67	9.6	31	0
Graham	5	70	14.0	32t	1
Farr	3	68	22.7	35	0
Matoso TM	1	6	6.0	6	0
Whitehead	2	89	44.5	61	0
Beauchamp	2	24	12.0	21	0
Redman	2	7	3.5	7	0
Milks	1	13	13.0	13	0
Allen	1	8	8.0	8	0
Deegen	1	7	7.0	7	0
Kindig	1	0	0.0	0	0
Tolbert	1	0	0.0	0	0
Chargers	27	359	13.3	61	1
Opponents	15	278	18.5	41	0

Punting	No.	Yds.	Avg.	Net	TB	I-20	Lg.	B
Redman	66	2442	37.0	34.5	4	0	55	0
Chargers	66	2442	37.0	34.5	4	0	55	0
Opponents	52	2235	43.0	35.3	7	0	60	0

Punt Returns	Ret.	FC	Yds.	Avg.	Lg.	TD
Duncan	18	4	238	13.2	81t	1
Graham	2	4	15	7.5	12	0
Plump	1	0	4	4.0	4	0
Chargers	21	8	257	12.2	81t	1
Opponents	16	16	84	5.3	33	0

Kickoff Returns	Ret.	Yds.	Avg.	Long	TD
Duncan	25	642	25.7	50	0
Plump	15	345	23.0	35	0
Lowe	7	167	23.9	54	0
Beauchamp	4	64	16.0	25	0
Farr	2	54	27.0	35	0
Gruneisen	1	0	0.0	0	0
Whitmyer	1	10	10.0	10	0
Chargers	55	1282	23.3	54	0
Opponents	66	1387	21.0	53	0

Field Goals	1-19	20-29	30-39	40-49	50+
Van Raaphorst	7/8	3/8	4/7	2/7	0/1
Chargers	7/8	3/8	4/7	2/7	0/1
Opponents	3/3	5/8	5/7	2/10	2/3
Van Raaphorst (30G, 10G) (10G, 40N) (13G, 20G) (9G) (14G, 17G, 42G, 50N, 40N, 30N, 21N) (31G, 42N) (25N, 43G) (31N, 26G) (1) (38G, 45N, 39G, 19B) (21N, 10G, 22N) (33N) (45N) (26G, 26N)					

1965 FINAL STATISTICS

(9-2-3 Overall) First AFL West - Sid Gillman Home (4-1-2); Away (5-1-1); Postseason (0-1)

Date	W/L	Score	Opponent	Att.
09/11	W	34-31	Denver	27,022
09/19	W	17-6	@ Oakland	21,406
09/26	T	10-10	Kansas City	28,126
10/03	W	31-14	Houston	28,190
10/10	W	34-3	@ Buffalo	45,260
10/17	T	13-13	@ Boston	20,924
10/23	W	34-9	@ New York (AFL)	60,679
10/31	L	6-22	Boston	33,366
11/07	W	35-21	@ Denver	33,073
11/14	L	7-31	@ Kansas City	21,968
11/25	T	20-20	Buffalo	27,473
12/04	W	38-7	New York (AFL)	32,169
12/12	W	37-26	@ Houston	24,120
12/19	W	24-14	Oakland	26,056
AFL Championship Game				
12/26	L	0-23	Buffalo	30,361

Team Statistics	Chargers	Opponents
TOTAL FIRST DOWNS	268	188
Rushing	127	54
Passing	127	117
Penalty	14	17
Third Down: Made/Att.	0/0	0/0
Third Down Pct.	.000	.000
Fourth Down: Made/Att.	0/0	0/0
Fourth Down Pct.	.000	.000
TOTAL NET YARDS	5156	3268
Avg. Per Game	368.3	233.4
Total Plays	908	815
Avg. Per Play	5.7	4.0
NET YARDS RUSHING	2083	1094
Avg. Per Game	148.8	78.1
Total Rushes	482	306
NET YARDS PASSING	3103	2174
Avg. Per Game	221.6	155.3
Sacked/Yards Lost	27/276	38/312
Gross Yards	3379	2486
Attempts/Completions	401/203	471/207
Completion Pct.	.506	.439
Had Intercepted	26	28
POINTS/AVERAGE	70/40.0	80/43.2
NET PUNTING AVG.	35.7	36.9
PENALTIES/YARDS	84/929	62/665
FUMBLES/BALL LOST	20/12	18/10
TOUCHDOWNS	41	25
Rushing	12	7
Passing	23	17
Returns	6	1
TIME OF POSSESSION	30:00	30:00

Score by Quarters	Q1	Q2	Q3	Q4	OT	PTS.
Chargers	20	136	76	108	0	340
Opponents	55	57	44	71	0	227

Scoring	TD	RU	PA	RT	PAT	FG	S	PTS.
Travenio	0	0	0	0	40/40	18/31	0	94
Alworth	14	0	14	0	0/0	0/0	0	84
Lowe	8	6	1	1	0/0	0/0	0	48
Lincoln	7	3	4	0	0/0	0/0	0	42
Duncan	2	0	0	2	0/0	0/0	0	12
Foster	2	2	0	0	0/0	0/0	0	12
Kocourek	2	0	2	0	0/0	0/0	0	12
Norton	2	0	2	0	0/0	0/0	0	12
Faison	1	0	0	1	0/0	0/0	0	6
Graham	1	0	0	1	0/0	0/0	0	6
Hadl	1	1	0	0	0/0	0/0	0	6
Whitehead	1	0	0	1	0/0	0/0	0	6
Chargers	41	12	23	6	40/40	18/31	0	340
Opponents	25	7	17	1	25/25	16/34	2	227

2-Pt. Conversions: Chargers 0-1, Opponents 0-0

Sacks: Chargers 38.0, Opponents 27.0

Passing	Att.	Comp.	Yds.	Comp.%	Yds./Att.	TD	TD%	Int.	Int.%	Long	Sack/Lost	Rating
Hadl	348	174	2798	.500	8.04	20	.057	21	.060	85t	0/0	71.3
Breaux	43	22	404	.512	9.40	2	.047	4	.093	66t	0/0	60.6
Lowe	4	3	81	.750	20.10	0	.000	0	.000	42	0/0	116.7
Foster	3	2	31	.667	10.33	0	.000	0	.000	21	0/0	100.7
Lincoln	3	2	65	.667	21.67	1	.333	1	.333	34t	0/0	109.7
Chargers	401	203	3379	.506	8.43	23	.057	26	.065	85t	27/276	71.5
Opponents	471	207	2486	.439	5.28	17	.036	28	.059	73t	38/312	48.0

Rushing	No.	Yds.	Avg.	Long	TD
Lowe	222	1121	5.0	59t	6
Foster	121	469	3.9	22	2
Lincoln	74	302	4.1	24	3
Allison	28	98	3.5	17	0
Hadl	28	91	3.3	23	1
MacKinnon	3	17	5.7	9	0
Sweeney	0	8	—	8	0
Breaux	1	-1	-1.0	-1	0
Norton	1	-5	-5.0	-5	0
Shea	1	-5	-5.0	-5	0
Alworth	3	-12	-4.0	-1	0
Chargers	482	2083	4.3	59t	12
Opponents	306	1094	3.6	59t	7

Receiving	No.	Yds.	Avg.	Long	TD
Alworth	69	1602	23.2	85t	14
Norton	34	485	14.3	61	2
Kocourek	28	363	13.0	29	2
Lincoln	23	376	16.3	66t	4
Lowe	17	126	7.4	45t	1
Foster	17	199	11.7	23	0
Allison	8	109	13.6	44	0
MacKinnon	6	106	17.7	38	0
Taylor	1	13	13.0	13	0
Chargers	203	3379	16.6	85t	23
Opponents	207	2472	11.9	73t	17

Interceptions	No.	Yds.	Avg.	Long	TD
Whitehead	7	127	18.1	35t	1
Graham	5	108	21.6	51t	1
Warren	5	43	8.6	26	0
Duncan	4	30	7.5	26	0
Degen	2	6	3.0	6	0
Westmoreland	1	28	28.0	28	0
Faison	1	24	24.0	24t	1
Redman	1	11	11.0	11	0
Allier	1	0	0.0	0	0
D. Harris	1	0	0.0	0	0
Chargers	28	377	13.5	51t	3
Opponents	26	451	17.3	65t	1

Punting	No.	Yds.	Avg.	Net	TB	I-20	Lg.	B
Hadl	38	1544	40.6	33.9	3	0	65	0
Redman	29	1145	39.5	37.9	0	0	59	0
Allison	2	72	36.0	36.0	0	0	39	0
Whitehead	1	40	40.0	40.0	0	0	40	0
Chargers	70	2801	40.0	35.7	3	0	65	0
Opponents	80	3452	43.2	36.9	0	0	70	1

Punt Returns	Ret.	FC	Yds.	Avg.	Lg.	TD
Duncan	30	0	464	15.5	66t	2
Graham	5	0	36	7.2	12	0
D. Harris	3	0	8	2.7	7	0
Chargers	38	0	508	13.4	66t	2
Opponents	27	0	242	9.0	30	0

Kickoff Returns	Ret.	Yds.	Avg.	Long	TD
Duncan	26	612	23.5	39	0
Farr TM	7	123	17.6	24	0
Foster	5	108	21.6	36	0
Allison	4	80	20.0	24	0
Carson TM	3	44	14.7	21	0
Lincoln	2	46	23.0	27	0
D. Harris	1	15	15.0	15	0
Kirner	1	0	0.0	0	0
MacKinnon	1	0	0.0	0	0
Chargers	50	1028	20.6	39	0
Opponents	64	1418	22.2	69	0

Field Goals	1-19	20-29	30-39	40-49	50+
Travenio	10/12	4/6	3/5	1/7	0/1
Chargers	10/12	4/6	3/5	1/7	0/1
Opponents	3/7	5/6	5/10	3/4	0/7
Travenio (32G, 25G, 43N) (ON, 29G) (41N, 19G) (13G, 27N) (22B, 15G, 19G) (40G, 42N, 10G, 41N) (20G, 41N, 19G) (49N, 42N) (37B) (37N, 9G, 14G) (26G) (32G, 12G, 32G) (50N, 15G)					



1964 FINAL STATISTICS

(8-5-1 Overall) First AFL West - Sid Gillman Home (4-3); Away (4-2-1); Postseason (0-1)

Date	W/L	Score	Opponent	Att.
09/12	W	27-21	Houston	22,632
09/20	L	28-33	Boston	20,568
09/26	L	3-30	@ Buffalo	40,167
10/03	T	17-17	@ New York (AFL)	47,746
10/09	W	26-17	@ Boston	35,095
10/18	W	42-14	Denver	23,332
10/25	W	20-17	@ Houston	21,671
11/01	W	31-17	Oakland	25,557
11/08	W	31-20	@ Denver	19,670
11/15	W	28-14	@ Kansas City	19,792
11/26	L	24-27	Buffalo	31,860
12/06	W	38-3	New York (AFL)	25,753
12/13	L	6-49	Kansas City	26,562
12/20	L	20-21	@ Oakland	20,124
AFL Championship Game				
12/26	L	7-20	@ Buffalo	40,242

Team Statistics		Chargers	Opponents
TOTAL FIRST DOWNS		250	244
Rushing		85	78
Passing		153	146
Penalty		12	20
Third Down: Made/Att.		0/0	0/0
Third Down Pct.		.000	.000
Fourth Down: Made/Att.		0/0	0/0
Fourth Down Pct.		.000	.000
TOTAL NET YARDS		4706	4040
Avg. Per Game		336.1	288.6
Total Plays		857	921
Avg. Per Play		5.5	4.4
NET YARDS RUSHING		1564	1522
Avg. Per Game		111.7	108.7
Total Rushes		390	399
Avg. Per Game		31.42	25.18
NET YARDS PASSING		2244	1799
Avg. Per Game		22/221	38/408
Sacked/Yards Lost		33/63	29/26
Gross Yards		445/224	484/240
Attempts/Completions		503	496
Completion Pct.		.30	.30
Had Intercepted		63/39.3	62/43.0
PUNTS/AVERAGE		31.1	37.1
NET PUNTING AVG.		88/709	55/528
PENALTIES/YARDS		30/15	32/14
FUMBLES/BALL LOST		44	36
TOUCHDOWNS		14	10
Rushing		28	22
Passing		2	4
Returns		30.00	30.00
TIME OF POSSESSION			

Score by Quarters	Q1	Q2	Q3	Q4	OT	PTS.
Chargers	61	116	81	83	0	341
Opponents	48	98	52	102	0	300

Scoring	TD	RU	PA	RT	PAT	FG	S	PTS.
Alworth	15	2	13	0	0/0	0/0	0	90
Lincoln	6	4	2	0	16/17	5/12	0	67
Norton	6	0	6	0	0/0	0/0	0	36
Kocourek	5	0	5	0	0/0	0/0	0	30
Lowe	5	3	2	0	0/0	0/0	0	30
Travenio	0	0	0	0	10/12	2/5	0	16
Agajanian	0	0	0	0	8/8	2/4	0	14
Blair	0	0	0	0	5/6	3/5	0	14
McDougall	2	2	0	0	0/0	0/0	0	14
MacKinnon	2	2	0	0	0/0	0/0	0	12
Faison	1	0	0	1	0/0	0/0	0	6
Hadl	1	1	0	0	0/0	0/0	0	6
Schmidt	1	0	0	1	0/0	0/0	0	6
Chargers	44	14	28	2	39/43	12/26	0	341
Opponents	36	10	22	4	32/33	14/31	2	300

2-Pt. Conversions: McDougall, Chargers 1-1, Opponents 3-3

Sacks: Chargers 38.0, Opponents 22.0

Passing	Att.	Comp.	Yds.	Comp.%	Yds./Att.	TD	TD%	Int.	Int.%	Long	Sack/Lost	Rating
Hadl	274	147	2157	53.6	7.87	18	.066	15	.055	76	11/124	78.7
Rate	163	74	1156	45.4	7.09	9	.055	15	.092	82t	11/97	49.5
Lincoln	4	2	61	50.0	15.25	1	.250	0	.000	53t	0/0	135.4
Lowe	2	0	0	.000	0.00	0	.000	0	.000	0	0/0	39.6
Alworth	1	1	-11	100.0	-11.00	0	.000	0	.000	-11	0/0	79.2
Kinderman	1	0	0	.000	0.00	0	.000	0	.000	0	0/0	39.6
Chargers	445	224	3363	.503	7.56	28	.063	30	.067	82t	22/221	68.4
Opponents	484	240	2926	.496	6.05	22	.045	30	.062	68t	38/408	57.9

Rushing	No.	Yds.	Avg.	Long	TD
Lincoln	155	632	4.1	25	4
Lowe	130	496	3.8	50t	3
MacKinnon	24	124	5.2	48	2
Kinderman	24	111	4.6	22	0
McDougall	23	73	3.2	24	2
Hadl	20	70	3.5	20	1
Alworth	3	60	20.0	35t	2
Robinson	1	10	10.0	10	0
Rate	10	-12	-1.2	9	0
Chargers	390	1564	4.0	50t	14
Opponents	399	1522	3.8	38	10

Receiving	No.	Yds.	Avg.	Long	TD
Alworth	61	1235	20.2	82t	13
Norton	49	669	13.7	58	6
Lincoln	34	302	8.9	37	2
Kocourek	33	593	18.0	49	5
Lowe	14	182	13.0	41t	2
MacKinnon	10	177	17.7	37	0
Robinson	10	93	9.3	21	0
McDougall	8	106	13.3	24	0
Kinderman	3	21	7.0	18	0
Whitehead	3	-4	-4.0	-4	0
Rate	1	-11	-11.0	-11	0
Chargers	224	3363	15.0	82t	28
Opponents	240	2926	12.2	68t	22

Interceptions	No.	Yds.	Avg.	Long	TD
Westmoreland	6	51	8.5	38	0
Allen	4	75	18.8	33	0
Graham	4	24	6.0	9	0
D. Harris	3	82	27.3	44	0
Whitehead	3	43	14.3	33	0
McNeil	2	30	15.0	17	0
Warren	2	28	14.0	28	0
Schmidt	1	58	58.0	58t	1
Faison	1	42	42.0	42t	1
R. Carpenter	1	29	29.0	29	0
Buncom	1	11	11.0	11	0
Petrich	1	11	11.0	11	0
Duncan	1	3	3.0	3	0
Chargers	30	487	16.2	58t	2
Opponents	30	378	12.6	75t	1

Punting	No.	Yds.	Avg.	Net	TB	I-20	Lg.	B
Hadl	62	2447	39.5	31.1	5	0	71	0
Whitehead	1	30	30.0	30.0	0	0	30	0
Chargers	63	2477	39.3	31.1	5	0	71	0
Opponents	62	2663	43.0	37.1	4	0	61	0

Punt Returns	Ret.	FC	Yds.	Avg.	Lg.	TD
Alworth	18	0	189	10.5	43	0
Robinson	7	0	41	5.9	24	0
Duncan	4	0	19	4.8	9	0
Graham	2	0	24	12.0	17	0
Westmoreland	2	0	10	5.0	6	0
Warren	1	0	0	0.0	0	0
Chargers	34	8	283	8.3	43	0
Opponents	32	10	416	13.0	58	1

Kickoff Returns	Ret.	Yds.	Avg.	Long	TD
Westmoreland	18	360	20.0	43	0
Warren	13	353	27.2	54	0
Duncan	9	318	35.3	91	0
Graham	7	172	24.6	34	0
Robinson	3	70	23.3	26	0
R. Carpenter	1	15	15.0	15	0
Norton	1	0	0.0	0	0
Wright	1	0	0.0	0	0
Chargers	53	1288	24.3	91	0
Opponents	66	1564	23.7	46	0

Field Goals	1-19	20-29	30-39	40-49	50+
Lincoln	2/4	1/3	1/3	1/4	0/0
Blair	2/2	0/1	1/2	0/0	0/0
Travenio	2/2	0/1	0/0	0/1	0/1
Agajanian	1/1	0/0	1/1	0/2	0/0
Chargers	7/9	1/5	3/4	1/7	0/1
Opponents	1/1	2/9	8/10	3/9	0/2

Lincoln (1)(1)(47G, 27B, 40B)(1)(43B)(1)(16B) (27G)(19G, 16N) (1)(24N, 40N, 17G, 33G)
Blair (31N)(26N, 30G, 12G)(12G)(1)(1)(1)(1)(1)(1)(1)(1)(1)(1)
Travenio (1)(1)(1)(52N, 16G, 17G)(1)(42N, 21N)(1)(1)(1)(1)(1)(1)
Agajanian (1)(1)(1)(1)(1)(40B, 47N, 32G)(15G)(1)(1)(1)(1)

1963 FINAL STATISTICS

**(11-3 Overall) First AFL West - Sid Gillman
Home (6-1); Away (5-2); Postseason (1-0)**

Date	W/L	Score	Opponent	Att.
09/08	W	14-10	Buffalo	22,344
09/14	W	17-13	Boston	26,097
09/29	W	24-10	Kansas City	22,654
10/06	L	34-50	@ Denver	18,428
10/13	W	24-20	New York (AFL)	27,189
10/20	W	38-17	@ Kansas City	30,107
10/27	L	33-34	Oakland	30,182
11/02	W	53-7	@ New York (AFL)	18,336
11/10	W	7-6	@ Boston	28,402
11/17	W	23-13	@ Buffalo	38,592
12/01	W	27-0	Houston	31,713
12/08	L	27-41	@ Oakland	20,249
12/15	W	20-14	@ Houston	18,540
12/22	W	58-20	Denver	31,312
AFL Championship Game				
01/05	W	51-10	Boston	30,127

Team Statistics	Chargers	Opponents
TOTAL FIRST DOWNS	252	241
Rushing	112	85
Passing	124	135
Penalty	16	21
Third Down: Made/Att.	0/0	0/0
Third Down Pct.	.000	.000
Fourth Down: Made/Att.	0/0	0/0
Fourth Down Pct.	.000	.000
TOTAL NET YARDS	5153	4161
Avg. Per Game	368.1	297.2
Total Plays	773	881
Avg. Per Play	6.7	4.7
NET YARDS RUSHING	2203	1468
Avg. Per Game	157.4	104.9
Total Rushes	396	378
NET YARDS PASSING	2950	2693
Avg. Per Game	210.7	192.4
Sacked/Yards Lost	20/188	31/283
Gross Yards	3138	2976
Attempts/Completions	357/202	472/231
Completion Pct.	.566	.489
Had Intercepted	24	29
PUNTS/AVERAGE	60/38.6	50/43.7
NET PUNTING AVG.	35.2	38.5
PENALTIES/YARDS	77/773	69/771
FUMBLES/BALL LOST	16/12	22/17
TOUCHDOWNS	50	28
Rushing	20	10
Passing	28	17
Returns	2	1
TIME OF POSSESSION	30:00	30:00

Score by Quarters	Q1	Q2	Q3	Q4	OT	PTS.
Chargers	81	128	85	105	0	399
Opponents	37	68	44	106	0	255

Scoring	TD	RU	PA	RT	PAT	FG	S	PTS.
Blair	0	0	0	0	44/47	17/28	0	95
Alworth	11	0	11	0	0/0	0/0	0	66
Lowe	10	8	2	0	0/0	0/0	0	60
Lincoln	8	5	3	0	0/0	0/0	0	48
Kocourek	5	0	5	0	0/0	0/0	0	32
B. Jackson	4	4	0	0	0/0	0/0	0	24
MacKinnon	4	0	4	0	0/0	0/0	0	24
Robinson	2	0	2	0	0/0	0/0	0	12
Rote	2	2	0	0	0/0	0/0	0	12
Allen	1	0	0	1	0/0	0/0	0	6
D. Harris	1	0	0	1	0/0	0/0	0	6
McDougall	1	1	0	0	0/0	0/0	0	6
Norton	1	0	1	0	0/0	0/0	0	6
Faison	0	0	0	0	0/0	0/0	0	2
Chargers	50	20	28	2	44/47	17/28	0	399
Opponents	28	10	17	1	27/27	20/37	0	255

2-Pt. Conversions: Faison, Kocourek, **Chargers 2-2,**
Opponents 0-1

Sacks: Chargers 31.0, Opponents 20.0

Passing	Att.	Comp.	Yds.	Comp.%	Yds./Att.	TD	TD%	Int.	Int.%	Long	Sack/Lost	Rating
Rote	286	170	2510	.594	8.78	20	.070	17	.059	85t	0/0	86.7
Hadl	64	28	502	.438	7.84	6	.094	6	.094	69t	0/0	63.4
Lowe	4	2	100	.500	25.00	1	.250	1	.250	71t	0/0	95.8
Lincoln	1	0	0	.000	0.00	0	.000	0	.000	0	0/0	39.6
McDougall	1	1	11	100.0	11.00	1	100.0	0	0.00	11t	0/0	152.1
Norton	1	1	15	100.0	15.00	0	.000	0	.000	15	0/0	118.0
Chargers	357	202	3138	.566	8.79	28	.078	24	.067	85t	20/188	84.8
Opponents	472	231	2976	.489	6.31	17	.036	29	.061	73t	31/283	55.5

Rushing	No.	Yds.	Avg.	Long	TD
Lowe	177	1010	5.7	66t	8
Lincoln	128	826	6.5	76t	5
McDougall	39	201	5.2	22	1
B. Jackson	18	64	3.6	14t	4
Rote	24	62	2.6	15	2
Hadl	8	26	3.3	33	0
Alworth	2	14	7.0	21	0
Chargers	396	2203	5.6	76t	20
Opponents	378	1468	3.9	41	10

Receiving	No.	Yds.	Avg.	Long	TD
Alworth	61	1205	19.8	85t	11
Lowe	26	191	7.3	31t	2
Lincoln	24	325	13.5	39t	3
Kocourek	23	359	15.6	35t	5
Norton	21	281	13.4	36	1
Robinson	18	315	17.5	71t	2
MacKinnon	11	262	23.8	69t	4
McDougall	10	115	11.5	26	0
B. Jackson	8	85	10.6	26	0
Chargers	202	3138	15.5	85t	28
Opponents	231	2976	12.9	73t	17

Interceptions	No.	Yds.	Avg.	Long	TD
D. Harris	8	83	10.4	22t	1
Allen	5	37	7.4	26	0
Maguire	4	47	11.8	38	0
McNeil	4	23	5.8	21	0
Mitinger	3	26	8.7	18	0
Karas	2	30	15.0	30	0
Blair	1	40	40.0	40	0
Glick	1	13	13.0	13	0
Whitehead	1	0	0.0	0	0
Chargers	29	299	10.3	40	1
Opponents	24	357	14.9	48	1

Punting	No.	Yds.	Avg.	Net	TB	I-20	Lg.	B
Maguire	58	2241	38.6	35.6	0	0	60	0
Hadl	2	75	37.5	0	0	0	38	0
Chargers	60	2316	38.6	35.2	0	0	60	0
Opponents	50	2185	43.7	38.5	0	0	72	1

Punt Returns	Ret.	FC	Yds.	Avg.	Lg.	TD
Alworth	11	0	120	10.9	61	0
Lincoln	7	0	98	14.0	47	0
D. Harris	4	0	43	10.8	23	0
Chargers	22	0	261	11.9	61	0
Opponents	22	0	204	9.3	28	0

Kickoff Returns	Ret.	Yds.	Avg.	Long	TD
Lincoln	17	439	25.8	44	0
Alworth	10	216	21.6	34	0
Westmoreland	10	204	20.4	26	0
Lowe	5	132	26.4	41	0
McDougall	3	77	25.7	26	0
D. Harris	2	34	17.0	27	0
Robinson	2	27	13.5	20	0
Maguire	1	5	5.0	5	0
Sweeney	1	18	18.0	18	0
Chargers	52	1168	22.5	44	0
Opponents	76	1715	22.6	71	0

Field Goals	1-19	20-29	30-39	40-49	50+
Blair	5/15	6/6	4/4	2/3	0/0
Chargers	5/15	6/6	4/4	2/3	0/0
Opponents	5/19	4/4	9/11	2/3	0/0

Blair (ON, ON) (30N, 31G) (34N, 38G) (1) (28G, 26N) (29G, 39N) (23G, 36G) (18G) (12N, 48N) (39G, 47N, 15G, 41G) (42G, 20G) (45N) (22G, 43N, 10G) (17G, 28G, 13G)



1962 FINAL STATISTICS

(4-10 Overall) Third AFL West - Sid Gillman Home (3-4); Away (1-6)

Date	W/L	Score	Opponent	Att.
09/07	L	21-30	@ Denver	28,000
09/16	W	40-14	New York (AFL)	22,003
09/23	L	17-42	Houston	28,061
09/30	W	42-33	@ Oakland	13,000
10/07	W	38-28	Buffalo (AFL)	23,092
10/13	L	10-35	@ Dallas	20,074
10/19	L	20-24	@ Boston	20,888
10/28	L	3-23	@ New York (AFL)	21,467
11/04	L	20-23	Denver	20,827
11/11	L	20-40	Buffalo	22,204
11/25	L	27-33	@ Houston	28,235
12/02	W	31-21	Oakland	17,874
12/09	L	14-20	Boston	19,887
12/16	L	17-26	@ Dallas (AFL)	18,384

Team Statistics	Chargers	Opponents
TOTAL FIRST DOWNS	217	248
Rushing	82	105
Passing	113	120
Penalty	22	23
Third Down: Made/Att.	0/0	0/0
Third Down Pct.	.000	.000
Fourth Down: Made/Att.	0/0	0/0
Fourth Down Pct.	.000	.000
TOTAL NET YARDS	4106	4518
Avg. Per Game	293.3	322.7
Total Plays	853	880
Avg. Per Play	4.8	5.1
NET YARDS RUSHING	1672	1903
Avg. Per Game	119.4	135.9
Total Rushes	409	437
NET YARDS PASSING	2434	2615
Avg. Per Game	173.9	186.8
Sacked/Yards Lost	28/252	41/311
Gross Yards	2686	2926
Attempts/Completions	416/168	402/196
Completion Pct.	.404	.488
Had Intercepted	34	29
PUNTS/AVERAGE	79/41.6	68/40.7
NET PUNTING AVG.	38.7	36.6
PENALTIES/YARDS	88/768	65/709
FUMBLES/BALL LOST	24/14	30/13
TOUCHDOWNS	38	48
Rushing	13	16
Passing	23	29
Returns	2	3
TIME OF POSSESSION	30:00	30:00

Score by Quarters	Q1	Q2	Q3	Q4	OT	PTS.
Chargers	75	102	66	71	0	314
Opponents	75	128	81	108	0	392

Scoring	TD	RU	PA	RT	PAT	FG	S	PTS.
Blair	0	0	0	0	31/34	17/20	0	82
B. Jackson	7	5	2	0	0/0	0/0	0	42
Norton	7	0	7	0	0/0	0/0	0	42
Kocourek	4	0	4	0	0/0	0/0	0	26
Lincoln	4	2	1	1	0/0	0/0	0	24
Alworth	3	0	3	0	0/0	0/0	0	18
McDougall	3	3	0	0	0/0	0/0	0	18
Robinson	3	0	3	0	0/0	0/0	0	18
MacKinnon	2	0	2	0	0/0	0/0	0	12
Braxton	1	1	0	0	0/0	0/0	0	8
Carolan	1	0	1	0	0/0	0/0	0	6
Gibson	1	0	0	1	0/0	0/0	0	6
Hadl	1	1	0	0	0/0	0/0	0	6
Kemp TM	1	1	0	0	0/0	0/0	0	6
Chargers	38	13	23	2	31/34	17/20	0	314
Opponents	48	16	29	3	41/44	17/31	2	392

2-Pt. Conversions: Braxton, Kocourek, Chargers 2-3, Opponents 4-4

Sacks: Chargers 41.0, Opponents 28.0

Passing	Att.	Comp.	Yds.	Comp.%	Yds./Att.
Hadl	260	107	1632	.412	6.28
Wood TM	97	41	655	.423	6.75
Kemp TM	45	13	292	.289	6.49
Keckin	9	5	64	.556	7.11
Lincoln	5	2	43	.400	8.60
Chargers	416	168	1686	.404	6.46
Opponents	402	196	2926	.488	7.28

Rushing	No.	Yds.	Avg.	Long	TD
Lincoln	117	574	4.9	86t	2
B. Jackson	106	411	3.9	19	5
MacKinnon	55	224	4.1	24	0
McDougall	43	197	4.6	24t	3
Hadl	40	139	3.5	18	1
Braxton	17	35	2.1	15	1
Kemp TM	8	28	3.5	19	1
Alworth	1	17	17.0	17	0
Coan	12	10	0.8	8	0
Robinson	2	10	5.0	7	0
Gillett	2	8	4.0	5	0
Keckin	1	3	3.0	3	0
Wood TM	1	0	0.0	0	0
Chargers	409	1672	4.1	86t	13
Opponents	437	1903	4.4	52	16

Receiving	No.	Yds.	Avg.	Long	TD
Norton	48	771	16.1	47	7
Kocourek	39	688	17.6	45	4
Robinson	21	391	18.6	72t	3
Lincoln	16	214	13.4	29	1
B. Jackson	13	136	10.5	33	2
Alworth	10	226	22.6	67t	3
MacKinnon	9	125	13.9	32t	2
McDougall	4	27	6.8	10	0
Braxton	4	17	4.3	10	0
Carolan	3	39	13.0	18	1
Coan	1	52	52.0	52	0
Chargers	168	2686	16.0	72t	23
Opponents	196	2926	14.9	98t	29

Interceptions	No.	Yds.	Avg.	Long	TD
Gibson	8	85	10.6	37t	1
D. Harris	5	52	10.4	36	0
Buncom	4	49	12.3	26	0
Bethune	3	6	2.0	4	0
Blair	2	36	18.0	19	0
Karas	2	8	4.0	8	0
McNeil	1	36	36.0	36	0
Faison	1	30	30.0	30	0
Whitehead	1	18	18.0	18	0
Maguire	1	13	13.0	13	0
Allen	1	7	7.0	7	0
Chargers	29	340	11.7	37t	1
Opponents	34	508	14.9	91t	1

Punting	No.	Yds.	Avg.	Net	TB	I-20	Lg.	B
Maguire	79	3289	41.6	38.7	0	0	66	0
Chargers	79	3289	41.6	38.7	0	0	66	0
Opponents	68	2768	40.7	36.6	0	0	64	0

Punt Returns	Ret.	FC	Yds.	Avg.	Lg.	TD
Lincoln	11	0	94	8.5	17	0
Gibson	10	0	89	8.9	27	0
D. Harris	7	0	95	13.6	34	0
Braxton	1	0	0	0.0	0	0
Chargers	29	0	278	9.6	34	0
Opponents	26	0	229	8.8	73t	1

Kickoff Returns	Ret.	Yds.	Avg.	Long	TD
Robinson	32	748	23.4	57	0
Lincoln	14	398	28.4	103t	1
Bethune	12	251	20.9	27	0
McDougall	3	71	23.7	28	0
Coan	2	31	15.5	28	0
Carolan	2	55	27.5	39	0
B. Jackson	1	16	16.0	16	0
Klotz TM	1	15	15.0	15	0
Chargers	67	1585	23.7	103t	1
Opponents	56	1231	22.0	87t	1

Field Goals	1-19	20-29	30-39	40-49	50+
Blair	5/7	5/5	2/2	5/6	0/0
Chargers	5/7	5/5	2/2	5/6	0/0
Opponents	8/16	2/4	4/5	2/4	1/2
Blair (42B) (44G, 30G) (29G) (1) (10G, 27G) (27G) (43G, 27G) (43N, 43G) (27G, 15G) (1) (11N, 17G, 11G) (12G) (42G, 42G) (35G)					

TD	TD%	Int.	Int.%	Long	Sack/Lost	Rating
15	.058	25	.092	72t	0/0	43.3
4	.041	7	.072	47	0/0	49.1
2	.044	2	.044	67t	0/0	50.4
0	.000	1	.111	25	0/0	38.4
2	.400	0	.000	23t	0/0	110.8
23	.055	34	.082	72t	28/252	47.0
29	.072	29	.072	98t	41/311	67.0

1960 FINAL STATISTICS

(10-4 Overall) Fifth AFL West - Sid Gillman Home (5-2); Away (5-2); Postseason (0-1)

Date	W/L	Score	Opponent	Att.
09/10	W	21-20	Dallas (AFL)	17,724
09/18	L	28-38	@ Houston	20,156
09/25	L	0-17	@ Dallas (AFL)	42,000
10/02	W	24-10	@ Buffalo	15,821
10/08	L	0-35	Boston	18,226
10/16	W	23-19	@ Denver	19,141
10/28	W	45-16	@ Boston	13,988
11/04	W	21-7	@ New York (AFL)	19,402
11/13	W	24-21	Houston	21,805
11/20	L	3-32	Buffalo	16,161
11/27	W	52-28	Oakland	15,075
12/04	W	41-17	@ Oakland	12,061
12/10	W	41-33	Denver	9,928
12/18	W	50-43	New York (AFL)	11,457
AFL Championship Game				
01/01	L	16-24	@ Houston	32,183

Team Statistics	Chargers	Opponents
TOTAL FIRST DOWNS	273	259
Rushing	106	97
Passing	141	138
Penalty	26	24
Third Down: Made/Att.	0/0	0/0
Third Down Pct.	.000	.000
Fourth Down: Made/Att.	0/0	0/0
Fourth Down Pct.	.000	.000
TOTAL NET YARDS	4713	4258
Avg. Per Game	336.6	304.1
Total Plays	878	915
Avg. Per Play	5.4	4.7
NET YARDS RUSHING	1900	1705
Avg. Per Game	135.7	121.8
Total Rushes	397	412
NET YARDS PASSING	2813	2553
Avg. Per Game	200.9	182.4
Sacked/Yards Lost	40/364	36/298
Gross Yards	3177	2851
Attempts/Completions	441/229	467/227
Completion Pct.	.519	.486
Had Intercepted	29	28
POINTS/AVERAGE	58/39.7	62/38.6
NET PUNTING AVG.	36.3	33.8
PENALTIES/YARDS	70/648	59/569
FUMBLES/BALL LOST	30/16	39/17
TOUCHDOWNS	48	42
Rushing	23	20
Passing	21	21
Returns	4	1
TIME OF POSSESSION	30:00	30:00

Score by Quarters	Q1	Q2	Q3	Q4	OT	PTS.
Chargers	73	109	64	127	0	373
Opponents	74	109	87	66	0	336

Scoring	TD	RU	PAT	PAT	FG	S	PTS.
Agajanian	0	0	0	46/47	13/23	0	85
Lowe	10	8	2	0/0	0/0	0	60
Kemp	8	8	0	0/0	0/0	0	48
Ferguson	6	4	2	0/0	0/0	0	36
R. Anderson	5	0	5	0/0	0/0	0	30
Norton	5	0	5	0/0	0/0	0	30
Womble	4	0	4	0/0	0/0	0	24
Flowers	2	1	1	0/0	0/0	0	12
Ford TM	2	2	0	0/0	0/0	0	12
D. Harris	1	0	1	0/0	0/0	0	6
Kocourek	1	0	1	0/0	0/0	0	6
Loudd	1	0	0	1/0	0/0	0	6
Maguire	1	0	0	1/0	0/0	0	6
Martin TM	1	0	1	0/0	0/0	0	6
Nix	1	0	0	1/0	0/0	0	6
Chargers	48	23	21	4	46/47	13/23	0
Opponents	42	20	21	1	34/38	14/28	1

2-Pt. Conversions: Chargers 0-0, Opponents 3-4

Sacks: Chargers 36.0, Opponents 40.0

Passing	Att.	Comp.	Yds.	Comp.%	Yds./Att.	TD	TD%	Int.	Int.%	Long	Sack/Lost	Rating
Kemp	406	211	3018	.520	7.43	20	.049	25	.062	55t	0/0	67.1
Clatterbuck	23	15	112	.652	4.87	1	.043	1	.043	0	0/0	73.1
Laraba	7	2	23	.286	3.29	0	.000	2	.286	0	0/0	1.2
Lowe	3	1	24	.333	8.00	0	.000	0	.000	24	0/0	63.2
Ford TM	1	0	0	.000	0.00	0	.000	0	.000	0	0/0	39.6
Waller	1	0	0	.000	0.00	0	.000	1	1.000	0	0/0	.00
Chargers	441	229	3177	.519	7.20	21	.048	29	.066	55t	40/364	63.8
Opponents	467	227	2851	.486	6.10	21	.045	28	.060	21	36/298	58.0

Rushing	No.	Yds.	Avg.	Long	TD
Lowe	136	855	6.3	8	8
Ferguson	126	438	3.5	12	4
Kemp	45	238	4.4	8	8
Ford TM	20	154	7.7	0	2
Flowers	39	161	4.1	0	1
Martin TM	6	23	3.8	0	0
Laraba	3	13	4.3	0	0
Clatterbuck	3	11	3.7	0	0
Waller	9	5	0.6	3	0
Norton	1	2	2.0	0	0
Chargers	397	1900	4.8	12	23
Opponents	412	1705	4.1	20	20

Receiving	No.	Yds.	Avg.	Long	TD
R. Anderson	44	614	14.0	46t	5
Kocourek	40	662	16.6	12	1
Womble	32	316	9.9	26	2
Clark	27	431	16.0	36	0
Norton	25	414	16.6	0	5
Lowe	23	377	16.4	6	2
Ferguson	21	168	8.0	4t	2
Flowers	12	153	12.8	55t	1
Martin TM	2	18	9.0	0	1
Waller	3	24	8.0	3	0
Chargers	229	3177	13.9	55t	19
Opponents	227	2851	12.6	21	21

Interceptions	No.	Yds.	Avg.	Long	TD
D. Harris	5	56	11.2	42t	1
Nix	4	30	7.5	17t	1
McNeil	3	47	15.7	39	0
Maguire	3	37	12.3	37	0
Loudd	3	17	5.7	12	0
Sears	2	73	36.5	26	0
Zeman	2	25	12.5	25	0
Botchan	2	8	4.0	8	0
Garner	2	2	1.0	2	0
Laraba	1	17	17.0	17	0
Schleicher	1	5	5.0	5	0
Chargers	28	317	11.3	42t	2
Opponents	29	284	9.8	33	1

Punting	No.	Yds.	Avg.	Net	TB	I-20	Lg.	B
Maguire	43	1743	40.5	37.3	0	0	61	0
Laraba	15	558	37.2	33.3	0	0	61	0
Chargers	58	2301	39.7	36.3	0	0	61	0
Opponents	62	2393	38.6	33.8	0	0	66	1

Punt Returns	Ret.	FC	Yds.	Avg.	Lg.	TD
D. Harris	13	0	105	8.1	14	0
Sears	9	0	101	11.2	14	0
Garner	6	0	85	14.2	36	0
Ford TM	2	0	6	3.0	3	0
Lowe	1	0	0	0.0	0	0
Chargers	31	0	297	9.6	36	0
Opponents	17	0	197	11.6	51	0

Kickoff Returns	Ret.	Yds.	Avg.	Long	TD
Lowe	28	611	21.8	31	0
Ford TM	13	294	22.6	0	0
Norton	8	153	19.1	13	0
Sears	8	155	19.4	24	0
DeLuca	1	0	0.0	0	0
Chargers	58	1213	20.9	31	0
Opponents	70	1481	21.2	33	0

Field Goals	1-19	20-29	30-39	40-49	50+
Agajanian	3/12	5/5	2/3	3/3	0/0
Chargers	3/12	5/5	2/3	3/3	0/0
Opponents	6/17	3/3	3/3	2/5	0/0

Agajanian (36B) (45N) (45N, 32N) (16G) () (11G, 26G, 47G) (35N, 41N, 18G) (33N, 43N) (27N, 22G) (31G) (28G) (46N) (23G, 40G) (41G, 37G, 27G)



Mike Nowak

HISTORY

Chargers fans are the most loyal and vocal in the NFL. Last season, a team-record 531,031 fans sold out all eight regular-season home games and witnessed the team finish 8-0 at home for the first time in team history.



SERIES RESULTS

Chargers 8, Arizona 3 (.727)

1971	at San DiegoW	20-17
1976	at San DiegoW	43-24
1983	at St. LouisL	14-44
1987	at San DiegoW	28-24
1989	at PhoenixW	24-13
1992	at PhoenixW	27-21
1995	at San DiegoW	28-25
1998	at ArizonaL	13-16
2001	at San DiegoL	17-20
2002	at ArizonaW	23-15
2006	ArizonaW	27-20

Atlanta 6, Chargers 1 (.143)

1973	at San DiegoL	0-41
1979	at San DiegoL	26-28
1988	at AtlantaW	10-7
1991	at San DiegoL	10-13
1994	at AtlantaL	9-10
1997	at San DiegoL	3-14
2004	at AtlantaL	20-21

Baltimore 3, Chargers 2 (.400)

1997	at San DiegoW	21-17
1998	at San DiegoW	14-13
2000	at BaltimoreL	3-24
2003	at San DiegoL	10-24
2006	at BaltimoreL	13-16

Chargers 21, Buffalo 11, 2 Ties (.647)

1960	at BuffaloW	24-10
	at Los AngelesL	3-32
1961	at BuffaloW	19-11
	at San DiegoW	28-10
1962	at BuffaloL	10-35
	at San DiegoL	20-40
1963	at San DiegoW	14-10
	at BuffaloW	23-13
1964	at BuffaloL	3-30
	at San DiegoL	24-27
	at Buffalo*L	7-20
1965	at BuffaloW	34-3
	at San DiegoT	20-20
	at San Diego*L	0-23
1966	at San DiegoW	27-7
	at BuffaloT	17-17
	at BuffaloW	37-17
1968	at BuffaloW	21-6
1969	at San DiegoW	45-6
1971	at San DiegoW	20-3
1973	at San DiegoW	34-7
1976	at BuffaloW	34-13
1979	at San DiegoW	27-19
1980	at San DiegoL	24-26
	at San Diego**W	20-14
1981	at San DiegoL	27-28
1985	at BuffaloW	14-9
	at San DiegoW	40-7
	at San DiegoW	16-14
2000	at BuffaloL	24-27, OT
2001	at San DiegoW	27-24
2002	at BuffaloL	13-20
2005	at San DiegoW	48-10
2006	at BuffaloW	24-21

* AFL Championship Game

** AFC Divisional Playoffs

Carolina 2, Chargers 1 (.333)

1997	at San DiegoL	7-26
2000	at CarolinaL	22-30
2004	at CarolinaW	17-6

Chicago 5, Chargers 4 (.444)

1970	at ChicagoW	20-7
1974	at San DiegoW	28-21
1978	at San DiegoW	40-7
1981	at ChicagoL	17-20, OT
1984	at San DiegoW	20-7
1993	at San DiegoL	13-16
1996	at ChicagoL	14-27
1999	at San DiegoL	20-23, OT
2003	at ChicagoL	7-20

Chargers 18, Cincinnati 11 (.621)

1968	at San DiegoW	29-13
	at CincinnatiW	31-10
1969	at CincinnatiL	20-34
	at San DiegoW	21-14
1970	at San DiegoL	14-17
1971	at CincinnatiL	0-31
1973	at San DiegoL	13-20
1974	at CincinnatiW	20-17
1975	at CincinnatiL	17-47
1977	at San DiegoW	24-3
1978	at San DiegoW	22-13
1979	at CincinnatiW	26-24
1980	at CincinnatiW	31-14
1981	at San DiegoL	17-40
	at Cincinnati**L	7-27
1982	at San DiegoW	50-34
1985	at CincinnatiW	44-41
1987	at CincinnatiW	10-9
1988	at CincinnatiL	10-27
1990	at San DiegoL	16-21
1992	at San DiegoW	27-10
1994	at San DiegoW	27-10
1996	at San DiegoW	27-14
1997	at CincinnatiL	31-38
1999	at CincinnatiW	34-7
2001	at San DiegoW	28-14
2002	at CincinnatiW	34-6
2003	at San DiegoL	27-34
2006	at CincinnatiW	49-41

** AFC Championship Game

Chargers 13, Cleveland 7, 1 Tie (.643)

1970	at ClevelandW	27-10
1972	at San DiegoL	17-21
1973	at ClevelandT	16-16
1974	at San DiegoW	36-35
1976	at ClevelandL	17-21
1977	at San DiegoW	37-14
1981	at ClevelandW	44-14
1982	at ClevelandW	30-13
1983	at San DiegoL	24-30, OT
1985	at San DiegoL	7-21
1986	at ClevelandL	17-47
1987	at San DiegoW	27-24, OT
1990	at ClevelandW	24-14
1991	at San DiegoL	24-30, OT
1992	at ClevelandW	14-13
1995	at San DiegoW	31-13
1999	at San DiegoW	23-10



2001	at Cleveland	L	16-20
2003	at Cleveland	W	26-20
2004	at Cleveland	W	21-0
2006	at San Diego	W	32-25

Dallas 6, Chargers 2 (.250)

1972	at San Diego	L	28-34
1980	at Dallas	L	31-42
1983	at San Diego	W	24-23
1986	at San Diego	L	21-24
1990	at Dallas	L	14-17
1995	at San Diego	L	9-23
2001	at Dallas	W	32-21
2005	at San Diego	L	24-28

Denver 52, Chargers 41, 1 Tie (.441)

1960	at Denver	W	23-19
	at Los Angeles	W	41-33
1961	at San Diego	W	37-0
	at Denver	W	19-16
1962	at Denver	L	21-30
	at San Diego	L	20-23
1963	at Denver	L	34-50
	at San Diego	W	58-20
1964	at San Diego	W	42-14
	at Denver	W	31-20
1965	at San Diego	W	34-31
	at Denver	W	33-21
1966	at San Diego	W	24-17
	at Denver	L	17-20
1967	at Denver	W	38-21
	at San Diego	W	24-20
1968	at San Diego	W	55-24
	at Denver	W	47-23
1969	at Denver	L	0-13
	at San Diego	W	45-24
1970	at San Diego	W	24-21
	at Denver	T	17-17
1971	at Denver	L	16-20
	at San Diego	W	45-17
1972	at San Diego	W	37-14
	at Denver	L	13-38
1973	at Denver	L	19-30
	at San Diego	L	28-42
1974	at Denver	L	7-27
	at San Diego	W	17-0
1975	at San Diego	L	17-27
	at Denver	L	10-13, OT
1976	at Denver	L	0-26
	at San Diego	L	0-17
1977	at San Diego	L	14-17
	at Denver	L	9-17
1978	at Denver	L	14-27
	at San Diego	W	23-0
1979	at Denver	L	0-7
	at San Diego	W	17-7
1980	at Denver	W	30-13
	at San Diego	L	13-20
1981	at Denver	L	24-42
	at San Diego	W	34-17
1982	at Denver	W	23-3
	at San Diego	W	30-20
1983	at Denver	L	6-14
	at San Diego	W	31-7
1984	at San Diego	L	13-16
	at Denver	L	13-16
1985	at San Diego	W	30-10
	at Denver	L	24-30, OT

1986	at San Diego	L	14-31
	at Denver	W	9-3
1987	at San Diego	L	17-31
	at Denver	L	0-24
1988	at Denver	L	3-34
	at San Diego	L	0-12
1989	at Denver	L	10-16
	at San Diego	W	19-16
1990	at San Diego	W	19-7
	at Denver	L	10-20
1991	at Denver	L	19-27
	at San Diego	L	14-17
1992	at Denver	L	13-21
	at San Diego	W	24-21
1993	at Denver	L	17-34
	at San Diego	W	13-10
1994	at Denver	W	37-34
	at San Diego	L	15-20
1995	at San Diego	W	17-6
	at Denver	L	27-30
1996	at Denver	L	17-28
	at San Diego	W	16-10
1997	at San Diego	L	28-38
	at Denver	L	3-38
1998	at Denver	L	10-27
	at San Diego	L	16-31
1999	at San Diego	L	17-33
	at Denver	W	12-6
2000	at San Diego	L	7-21
	at Denver	L	37-38
2001	at San Diego	W	27-10
	at Denver	L	16-26
2002	at Denver	L	9-26
	at San Diego	W	30-27, OT
2003	at San Diego	L	13-37
	at Denver	L	8-37
2004	at Denver	L	13-23
	at San Diego	W	20-17
2005	at Denver	L	17-20
	at San Diego	L	7-23
2006	at Denver	W	35-27
	at San Diego	W	48-20

Chargers 5, Detroit 3 (.625)

1972	at Detroit	L	20-34
1977	at Detroit	L	0-20
1978	at Detroit	L	14-31
1981	at San Diego	W	28-23
1984	at San Diego	W	27-24
1996	at San Diego	W	27-21
1999	at Detroit	W	20-10
2003	at Detroit	W	14-7

Green Bay 7, Chargers 1 (.125)

1970	at San Diego	L	20-22
1974	at Green Bay	L	0-34
1978	at San Diego	L	3-24
1984	at Green Bay	W	34-28
1993	at San Diego	L	13-20
1996	at Green Bay	L	10-42
1999	at San Diego	L	3-31
2003	at San Diego	L	21-38

Chargers 2, Houston 0 (1.000)

2002	at San Diego	W	24-3
2004	at Houston	W	27-20

Continued next page



Chargers 13, Indianapolis 9 (.591)

1970	at San DiegoL	14-16
1972	at BaltimoreW	23-20
1976	at San DiegoL	21-37
1981	at BaltimoreW	43-14
1982	at San DiegoW	44-26
1984	at IndianapolisW	38-10
1986	at IndianapolisW	17-3
1987	at IndianapolisW	16-13
	at San DiegoL	7-20
1988	at San DiegoL	0-16
1989	at IndianapolisL	6-10
1992	at IndianapolisW	34-14
	at San DiegoW	26-0
1993	at IndianapolisW	31-0
1995	at IndianapolisW	27-24
	at San Diego*L	20-35
1996	at IndianapolisW	26-19
1997	at San DiegoW	35-19
1998	at IndianapolisL	12-17
1999	at San DiegoL	19-27
2004	at IndianapolisL	31-34, OT
2005	at IndianapolisW	26-17

* AFC Wild Card Playoffs

Chargers 1, Jacksonville 1 (.500)

2003	at JacksonvilleL	21-27
2004	at San DiegoW	34-21

Kansas City 49, Chargers 44, 1 Tie (.473)

1960	at Los AngelesW	21-20
	at DallasL	0-17
1961	at DallasW	26-10
	at San DiegoW	24-14
1962	at San DiegoW	32-28
	at DallasL	17-26
1963	at San DiegoW	24-10
	at Kansas CityW	38-17
1964	at Kansas CityW	28-14
	at San DiegoL	6-49
1965	at San DiegoT	10-10
	at Kansas CityL	7-31
1966	at Kansas CityL	14-24
	at San DiegoL	17-27
1967	at San DiegoW	45-31
	at Kansas CityW	17-16
1968	at Kansas CityL	20-27
	at San DiegoL	3-40
1969	at San DiegoL	9-27
	at Kansas CityL	3-27
1970	at Kansas CityL	14-26
	at San DiegoW	31-13
1971	at San DiegoW	21-14
	at Kansas CityL	10-31
1972	at San DiegoL	14-26
	at Kansas CityW	27-17
1973	at San DiegoL	0-19
	at Kansas CityL	6-33
1974	at San DiegoL	14-24
	at Kansas CityW	14-7
1975	at San DiegoL	10-12
	at Kansas CityW	28-20
1976	at Kansas CityW	30-16
	at San DiegoL	20-23
1977	at Kansas CityW	23-7
	at San DiegoL	16-21
1978	at San DiegoW	29-23, OT
	at Kansas CityL	0-23

1979	at Kansas CityW	20-14
	at San DiegoW	28-7
1980	at Kansas CityW	24-7
	at San DiegoW	20-7
1981	at Kansas CityW	42-31
	at San DiegoW	22-20
1982	at Kansas CityL	12-19
1983	at Kansas CityW	17-14
	at San DiegoW	41-38
1984	at Kansas CityL	13-31
	at San DiegoL	21-42
1985	at San DiegoW	31-20
	at Kansas CityL	34-38
1986	at Kansas CityL	41-42
	at San DiegoL	23-24
1987	at Kansas CityL	13-20
	at San DiegoW	42-21
1988	at Kansas CityW	24-23
	at San DiegoW	24-13
1989	at San DiegoW	21-6
	at Kansas CityW	20-13
1990	at Kansas CityL	10-27
	at San DiegoL	21-24
1991	at San DiegoL	13-14
	at Kansas CityL	17-20, OT
1992	at San DiegoL	10-24
	at Kansas CityL	14-16
	at San Diego*W	17-0
1993	at San DiegoL	14-17
	at Kansas CityL	24-28
1994	at San DiegoW	20-6
	at Kansas CityW	14-13
1995	at Kansas CityL	23-29, OT
	at San DiegoL	7-22
1996	at San DiegoW	22-19
	at Kansas CityW	28-14
1997	at Kansas CityL	3-31
	at San DiegoL	7-29
1998	at Kansas CityL	7-23
	at San DiegoW	38-37
1999	at San DiegoW	21-14
	at Kansas CityL	0-34
2000	at Kansas CityL	10-42
	at San DiegoW	17-16
2001	at San DiegoL	20-25
	at Kansas CityL	17-20
2002	at San DiegoW	35-34
	at Kansas CityL	22-24
2003	at Kansas CityL	14-27
	at San DiegoL	24-28
2004	at Kansas CityW	34-31
	at San DiegoW	24-17
2005	at San DiegoW	28-20
	at Kansas CityL	7-20
2006	at Kansas CityL	27-30
	at San DiegoW	20-9

* AFC Wild Card Playoffs

Miami 13, Chargers 12 (.480)

1966	at San DiegoW	44-10
1967	at San DiegoW	24-0
	at MiamiL	24-41
1968	at San DiegoW	34-28
1969	at MiamiW	21-14
1972	at MiamiL	10-24
1974	at San DiegoL	21-28
1977	at MiamiW	14-13
1978	at San DiegoL	21-28

HISTORY





1980	at MiamiW	27-24, OT
1981	at Miami*W	41-38, OT
1982	at Miami*L	13-34
1984	at San DiegoW	34-28, OT
1986	at San DiegoW	50-28
1988	at MiamiL	28-31
1991	at San DiegoW	38-30
1992	at Miami*L	0-31
1993	at San DiegoW	45-20
1994	at San Diego*W	22-21
1995	at San DiegoL	14-24
1999	at MiamiL	9-12
2000	at San DiegoL	7-17
2002	at MiamiL	3-30
2003	at San Diego***L	10-26
2005	at San DiegoL	21-23

* AFC Divisional Playoffs

*** Game moved to Arizona's Sun Devil Stadium due to San Diego wildfires

Chargers 5, Minnesota 4 (.556)

1971	at San DiegoW	30-14
1975	at MinnesotaL	13-28
1978	at MinnesotaW	13-7
1981	at San DiegoL	31-33
1984	at MinnesotaW	42-13
1985	at MinnesotaL	17-21
1993	at MinnesotaW	30-17
1999	at MinnesotaL	27-35
2003	at San DiegoW	42-28

New England 18, Chargers 14, 2 Ties (.441)

1960	at Los AngelesL	0-35
	at BostonW	45-16
1961	at BostonW	38-27
	at San DiegoL	0-41
1962	at BostonL	20-24
	at San DiegoL	14-20
1963	at San DiegoW	17-13
	at BostonW	7-6
	at San Diego*W	51-10
1964	at San DiegoL	28-33
	at BostonW	26-17
1965	at BostonT	13-13
	at San DiegoL	6-22
1966	at San DiegoW	24-0
	at BostonL	17-35
1967	at San DiegoW	28-14
	at San DiegoT	31-31
1968	at BostonW	27-17
1969	at BostonW	13-10
	at San DiegoW	28-18
1970	at BostonW	16-14
1973	at New EnglandL	14-30
1975	at San DiegoL	19-33
1977	at San DiegoL	20-24
1978	at New EnglandL	23-28
1979	at New EnglandL	21-27
1983	at New EnglandL	21-37
1994	at New EnglandL	17-23
1996	at San DiegoL	7-45
1997	at New EnglandL	7-41
2001	at New EnglandL	26-29, OT
2002	at San DiegoW	21-14
2005	at New EnglandW	41-17
2006	at San Diego**L	21-24

* AFL Championship Game

** AFC Divisional Playoffs

Chargers 7, New Orleans 2 (.778)

1973	at San DiegoW	17-14
1977	at New OrleansW	14-0
1979	at New OrleansW	35-0
1988	at San DiegoL	17-23
1991	at San DiegoW	24-21
1994	at New OrleansW	36-22
1997	at New OrleansW	20-6
2000	at San DiegoL	27-28
2004	at San DiegoW	43-17

N.Y. Giants 5, Chargers 4 (.444)

1971	at New YorkL	17-35
1975	at New YorkL	24-35
1980	at San DiegoW	44-7
1983	at New YorkW	41-34
1986	at New YorkL	7-20
1989	at San DiegoL	13-20
1995	at New YorkW	27-17
1998	at San DiegoL	16-34
2005	at San DiegoW	45-23

Chargers 18, N.Y. Jets 12, 1 Tie (.597)

1960	at New YorkW	21-7
	at Los AngelesW	50-43
1961	at New YorkW	25-10
	at San DiegoW	48-13
1962	at San DiegoW	40-14
	at New YorkL	3-23
1963	at San DiegoW	24-20
	at New YorkW	53-7
1964	at New YorkT	17-17
	at San DiegoW	38-3
1965	at New YorkW	34-9
	at San DiegoW	38-7
1966	at New YorkL	16-17
	at San DiegoW	42-27
1967	at San DiegoL	31-42
1968	at New YorkL	20-23
	at San DiegoL	15-37
1969	at San DiegoW	34-27
1971	at San DiegoW	49-21
1974	at New YorkL	14-27
1975	at San DiegoW	24-16
1983	at San DiegoL	29-41
1989	at San DiegoL	17-20
1990	at New YorkW	39-3
	at San DiegoW	38-17
1991	at New YorkL	3-24
1994	at New YorkW	21-6
2002	at San DiegoL	13-44
2004	at San DiegoL	28-34
	at San Diego*L	17-20, OT
2005	at New YorkW	31-26

* AFC Wild Card Playoffs

Oakland 55, Chargers 38, 2 Ties (.411)

1960	at Los AngelesW	52-27
	at Oakland (S.F.)W	41-17
1961	at San DiegoW	44-0
	at Oakland (S.F.)W	41-10
1962	at OaklandW	42-33
	at San DiegoW	31-21
1963	at San DiegoL	33-34
	at OaklandL	27-41
1964	at OaklandW	31-17
	at San DiegoL	20-21

Continued next page



Oakland 55, Chargers 38, 2 Ties (.411), cont.

1965	at OaklandW	17-6
	at San DiegoW	24-14
1966	at OaklandW	29-20
	at San DiegoL	19-41
1967	at OaklandL	10-51
	at San DiegoL	21-41
1968	at OaklandW	23-14
	at San DiegoL	27-34
1969	at San DiegoL	12-14
	at OaklandL	16-21
1970	at San DiegoT	27-27
	at OaklandL	17-20
1971	at San DiegoL	0-34
	at OaklandL	33-34
1972	at OaklandT	17-17
	at San DiegoL	19-21
1973	at San DiegoL	17-27
	at OaklandL	3-31
1974	at San DiegoL	10-14
	at OaklandL	10-17
1975	at San DiegoL	0-6
	at OaklandL	0-25
1976	at San DiegoL	17-27
	at OaklandL	0-24
1977	at OaklandL	0-24
	at San DiegoW	12-7
1978	at San DiegoL	20-21
	at OaklandW	27-23
1979	at San DiegoW	30-10
	at OaklandL	22-45
1980	at San DiegoW	30-24, OT
	at OaklandL	24-38
	at San Diego*L	27-34
1981	at OaklandW	55-21
	at San DiegoW	23-10
1982	at Los AngelesL	24-28
	at San DiegoL	34-41
1983	at San DiegoL	10-42
	at Los AngelesL	14-30
1984	at Los AngelesL	30-33
	at San DiegoL	37-44
1985	at Los AngelesL	21-34
	at San DiegoW	40-34, OT
1986	at Los AngelesL	13-17
	at San DiegoL	31-37, OT
1987	at Los AngelesW	23-17
	at San DiegoW	16-14
1988	at Los AngelesL	13-24
	at San DiegoL	3-13
1989	at Los AngelesL	14-40
	at San DiegoW	14-12
1990	at San DiegoL	9-24
	at Los AngelesL	12-17
1991	at Los AngelesW	21-13
	at San DiegoL	7-9
1992	at San DiegoW	27-3
	at Los AngelesW	36-14
1993	at Los AngelesW	30-23
	at San DiegoL	7-12
1994	at Los AngelesW	26-24
	at San DiegoL	17-24
1995	at OaklandL	7-17
	at San DiegoW	12-6
1996	at OaklandW	40-34
	at San DiegoL	14-23
1997	at OaklandW	25-10
	at San DiegoL	13-38

1998	at OaklandL	6-7
	at San DiegoL	10-17
1999	at OaklandL	9-28
	at San DiegoW	23-20
2000	at OaklandL	6-9
	at San DiegoL	13-15
2001	at OaklandL	24-34
	at San DiegoL	6-13
2002	at OaklandW	27-21, OT
	at San DiegoL	7-27
2003	at OaklandL	31-34, OT
	at San DiegoW	21-14
2004	at San DiegoW	42-14
	at OaklandW	23-17
2005	at OaklandW	27-14
	at San DiegoW	34-10
2006	at OaklandW	27-0
	at San DiegoW	21-14

* AFC Championship Game

Chargers 5, Philadelphia 4 (.556)

1974	at San DiegoL	7-13
1980	at San DiegoW	22-21
1985	at San DiegoW	20-14
1986	at PhiladelphiaL	7-23
1989	at San DiegoW	20-17
1995	at PhiladelphiaW	27-21
1998	at San DiegoW	13-10
2001	at PhiladelphiaL	14-24
2005	at PhiladelphiaL	17-20

Pittsburgh 19, Chargers 8 (.296)

1971	at PittsburghL	17-21
1972	at San DiegoL	2-24
1973	at PittsburghL	21-38
1975	at San DiegoL	0-37
1976	at PittsburghL	0-23
1977	at San DiegoL	9-10
1979	at San DiegoW	35-7
1980	at San DiegoW	26-17
1982	at Pittsburgh*W	31-28
1983	at PittsburghL	3-26
1984	at PittsburghL	24-52
1985	at San DiegoW	54-44
1987	at San DiegoL	16-20
1988	at San DiegoW	20-14
1989	at PittsburghL	17-20
1990	at PittsburghL	14-36
1991	at PittsburghL	20-26
1992	at San DiegoL	6-23
1993	at PittsburghL	3-16
1994	at San DiegoW	37-34
	at Pittsburgh**W	17-13
1995	at PittsburghL	16-31
1996	at PittsburghL	3-16
2000	at San DiegoL	21-34
2003	at PittsburghL	24-40
2005	at San DiegoL	22-24
2006	at San DiegoW	23-13

* AFC Wild Card Playoffs

** AFC Championship Game

St. Louis 5, Chargers 4 (.444)

1970	at Los AngelesL	10-37
1975	at San DiegoL	10-13, OT
1979	at Los AngelesW	40-16
1988	at Los AngelesW	38-24
1991	at Los AngelesL	24-30
1994	at San DiegoW	31-17

HISTORY



2000	at St. Louis	L	31-57
2002	at St. Louis	L	24-28
2006	at San Diego	W	38-24

San Francisco 7, Chargers 5 (.417)

1972	at San Francisco	L	3-34
1976	at San Diego	W	13-7, OT
1979	at San Diego	W	31-9
1982	at San Francisco	W	41-37
1988	at San Diego	L	10-48
1991	at San Francisco	L	14-34
1994	at San Diego	L	15-38
	at Miami	L	26-49
1997	at San Francisco	L	10-17
2000	at San Diego	L	17-45
2002	at San Diego	W	20-17, OT
2006	at San Francisco	W	48-19

^ Super Bowl XXIX

Seattle 25, Chargers 23 (.479)

1977	at Seattle	W	30-28
1978	at Seattle	W	24-20
	at San Diego	W	37-10
1979	at Seattle	W	33-16
	at San Diego	W	20-10
1980	at Seattle	W	34-13
	at San Diego	W	21-14
1981	at San Diego	W	24-10
	at Seattle	L	23-44
1983	at Seattle	L	31-34
	at San Diego	W	28-21
1984	at Seattle	L	17-31
	at San Diego	L	0-24
1985	at San Diego	L	35-49
	at Seattle	L	21-26
1986	at Seattle	L	7-33
	at San Diego	L	24-34
1987	at Seattle	L	3-34
1988	at San Diego	W	17-6
	at Seattle	L	14-17
1989	at San Diego	L	16-17
	at Seattle	L	7-10
1990	at Seattle	W	31-14
	at San Diego	L	10-13
1991	at Seattle	L	9-20
	at San Diego	W	17-14
1992	at San Diego	W	17-6
	at Seattle	W	31-14
1993	at San Diego	W	18-12
	at Seattle	L	14-31
1994	at Seattle	W	24-10
	at San Diego	W	35-15
1995	at San Diego	W	14-10
	at Seattle	W	35-25
1996	at San Diego	W	29-7
	at Seattle	L	13-32
1997	at Seattle	L	22-26
	at San Diego	L	31-37
1998	at San Diego	L	20-27
	at Seattle	L	17-38
1999	at San Diego	W	13-10
	at Seattle	W	19-16
2000	at San Diego	L	12-20
	at Seattle	L	15-17
2001	at Seattle	L	10-13, OT
	at San Diego	L	22-25
2002	at San Diego	L	28-31, OT
2006	at Seattle	W	20-17

Chargers 7, Tampa Bay 1 (.875)

1976	San Diego	W	23-0
1981	at Tampa Bay	W	24-23
1987	at Tampa Bay	W	17-13
1990	at San Diego	W	41-10
1992	at San Diego	W	29-14
1993	at Tampa Bay	W	32-17
1996	at San Diego	L	17-25
2004	at San Diego	W	31-24

Chargers 21, Tennessee 16, 1 Tie (.566)

1960	at Houston	L	28-38
	at Los Angeles	W	24-21
	at Houston*	L	16-24
1961	at San Diego	W	34-24
	at Houston	L	13-33
	at San Diego*	L	3-10
1962	at San Diego	L	17-42
	at Houston	L	27-33
1963	at San Diego	W	27-0
	at Houston	W	20-14
1964	at San Diego	W	27-21
	at Houston	W	20-17
1965	at San Diego	W	31-14
	at Houston	W	37-26
1966	at Houston	W	28-22
1967	at San Diego	W	13-3
	at Houston	L	17-24
1968	at San Diego	W	30-14
1969	at Houston	W	21-17
1970	at San Diego	T	31-31
1971	at Houston	L	33-49
1972	at San Diego	W	34-20
1974	at Houston	L	14-21
1975	at Houston	L	17-33
1976	at San Diego	W	30-27
1978	at Houston	W	45-24
1979	at San Diego**	L	14-17
1984	at San Diego	W	31-14
1985	at Houston	L	35-37
1986	at San Diego	W	27-0
1987	at Houston	L	18-33
1989	at San Diego	L	27-34
1990	at San Diego	L	7-17
1992	at Houston	L	0-27
1993	at San Diego	W	18-17
1998	at Tennessee	W	13-7
2004	at San Diego	W	38-17
2006	at San Diego	W	40-7

* AFL Championship Game

** AFC Divisional Playoffs

Washington 6, Chargers 2 (.250)

1973	at Washington	L	0-38
1980	at Washington	L	17-40
1983	at San Diego	L	24-27
1986	at San Diego	L	27-30
1989	at Washington	L	21-26
1998	at Washington	L	20-24
2001	at San Diego	W	30-3
2005	at Washington	W	23-17, OT



HISTORY



PRESEASON SCORES

Preseason Record – 112-97-4 (.535)

2006 (2-2)

vs. Green Bay	W	17-3
at Chicago	L	3-24
vs. Seattle	W	31-20
at San Francisco	L	14-23

2005 (2-2)

at Green Bay	L	7-10
vs. St. Louis	W	36-21
at Minnesota	L	16-19
vs. San Francisco	W	28-24

2004 (2-2)

vs. Indianapolis	L	17-21
at Arizona Cardinals	W	38-13
vs. Seattle	L	20-26
at San Francisco	W	31-15

2003 (2-2)

at Seattle	L	7-20
vs. Arizona Cardinals	L	10-16
at Houston	W	19-17
vs. San Francisco	W	24-3

2002 (2-2)

vs. Arizona Cardinals	L	17-24
vs. Seattle	W	24-14
at St. Louis Rams	W	31-10
at San Francisco	L	3-27

2001 (3-1)

vs. San Francisco	W	25-24
at Miami	W	23-20 (OT)
vs. St. Louis Rams	W	13-10 (OT)
at Arizona Cardinals	L	3-16

2000 (4-0)

at San Francisco	W	23-20
vs. Minnesota	W	31-7
at Atlanta	W	28-14
vs. Arizona Cardinals	W	24-20

1999 (0-5)

vs. Denver in Sydney, Australia	L	17-20
at San Francisco	L	24-31
vs. Miami	L	10-13
at St. Louis Rams	L	21-24
vs. Kansas City	L	27-34

1998 (3-1)

vs. San Francisco	W	27-21
vs. St. Louis Rams	W	41-27
at Indianapolis Colts	W	33-3
at Minnesota	L	28-42

1997 (3-1)

vs. San Francisco	W	20-13
vs. Indianapolis Colts	W	23-17
at Tennessee Titans	W	21-7
at Minnesota	L	22-28

1996 (2-3)

vs. Pittsburgh in Tokyo, Japan	W	20-10
at Minnesota	L	20-23 (OT)
at San Francisco	L	13-16 (OT)
vs. Arizona Cardinals	W	32-10
at St. Louis Rams	L	34-37

1995 (1-2)

vs. Minnesota	L	19-23
vs. Houston Oilers	L	6-17
at Houston Oilers	Cancelled	
vs. St. Louis Rams	W	17-9

1994 (1-4)

vs. Atlanta in Canton, Ohio	L	17-21
vs. Houston Oilers in San Antonio	L	3-31
vs. N.Y. Giants in Berlin, Germany	L	20-28
vs. San Francisco	L	24-30
vs. L.A. Rams	W	24-6

1993 (3-1)

vs. New England Patriots	W	13-7
at L.A. Rams	W	23-17
vs. Phoenix Cardinals	W	10-3
at San Francisco	L	14-30

1992 (2-2)

at Phoenix Cardinals	L	14-35
at New England Patriots	W	20-10
vs. San Francisco	L	14-20
vs. L.A. Rams	W	30-19

1991 (1-3)

vs. Houston Oilers	W	31-29
at L.A. Rams	L	3-24
at San Francisco	L	13-24
vs. L.A. Raiders	L	7-17

1990 (3-1)

vs. Dallas Cowboys	W	28-16
at L.A. Rams	W	30-27
vs. San Francisco	W	29-28
at L.A. Raiders	L	7-34

1989 (2-2)

vs. Dallas Cowboys	L	3-20
at Chicago	W	24-7
at San Francisco	L	14-17
vs. Phoenix Cardinals	W	21-20

1988 (1-3)

vs. Dallas Cowboys	W	24-21
at L.A. Rams	L	6-27
vs. San Francisco	L	27-34
vs. L.A. Rams	L	24-31

1987 (2-2)

vs. Dallas Cowboys	W	29-0
vs. L.A. Rams	L	21-23
at San Francisco	L	3-17
vs. N.Y. Jets	W	30-6



HISTORY

1986 (3-1)

vs. Dallas Cowboys	W	20-0
vs. Philadelphia	W	45-38
at L.A. Rams	L	17-20
vs. St. Louis Cardinals	W	24-17

1985 (2-2)

vs. Cleveland Browns	W	12-7
vs. Dallas Cowboys	L	24-27
at San Francisco	L	10-25
vs. New Orleans	W	21-20

1984 (2-2)

vs. L.A. Rams	W	17-10
vs. Dallas Cowboys	L	13-24
vs. San Francisco	W	35-15
at L.A. Rams	L	14-47

1983 (2-2)

at L.A. Rams	L	20-34
vs. Philadelphia	L	20-21
vs. San Francisco	W	24-7
vs. L.A. Rams	W	27-17

1982 (2-2)

vs. Chicago	W	28-27
vs. Dallas Cowboys	L	16-26
vs. San Francisco	W	23-9
at L.A. Rams	L	14-20

1981 (2-2)

vs. St. Louis Cardinals	L	10-12
at San Francisco	W	31-28
vs. L.A. Rams	W	33-29
vs. Buffalo	L	24-30

1980 (1-3-1)

vs. Green Bay in Canton, Ohio	T	0-0*
at Minnesota	L	17-27
vs. San Francisco	L	14-17
vs. Atlanta	W	17-9
at L.A. Rams	L	17-34

* Game stopped due to severe weather conditions with 9:17 left to play.

1979 (2-2)

at San Francisco	L	10-13
vs. Minnesota	W	19-0
at N.Y. Giants	W	7-3
at L.A. Rams	L	7-23

1978 (2-2)

at Seattle	L	9-17
at L.A. Rams	W	17-0
vs. N.Y. Jets	L	10-23
at N.Y. Giants	W	17-6

1977 (4-2)

at Dallas Cowboys	L	14-34
vs. San Francisco	W	32-13
vs. N.Y. Giants	W	29-17
at Oakland	L	7-35
at L.A. Rams	W	26-25
vs. Seattle	W	38-20

1976 (3-3)

vs. Philadelphia	W	20-7
vs. N.E. Patriots in Norman, Okla.	W	26-17
vs. St. Louis Cardinals in Tokyo, Japan	L	10-20
vs. San Francisco in Honolulu	L	16-17
at Seattle	L	16-17
vs. N.Y. Giants	W	14-13

1975 (1-4-1)

vs. Chicago	L	0-22
vs. N.Y. Giants	L	7-17
vs. San Francisco	W	20-7
at St. Louis Cardinals	L	9-14
at New England Patriots	L	24-31
vs. Minnesota	T	14-14 (OT)

1974 (2-4)

vs. San Francisco	W	20-6
vs. N.Y. Jets	W	20-14
vs. St. Louis Cardinals in Seattle	L	14-48
vs. New England Patriots	L	14-23
vs. L.A. Rams	L	16-30
at Minnesota	L	0-42

1973 (1-5)

vs. N.Y. Giants	L	3-28
vs. St. Louis Cardinals	L	13-17
at San Francisco	L	7-19
vs. Philadelphia	W	24-17
at L.A. Rams	L	17-30
vs. Minnesota	L	16-24

1972 (4-1-1)

vs. Atlanta	W	30-7
at Minnesota	L	13-24
vs. San Francisco	W	17-16
at New Orleans	W	16-14
vs. L.A. Rams	W	14-13
vs. N.Y. Jets	T	20-20

1971 (4-2)

vs. Washington	W	19-10
vs. Minnesota	L	7-34
at San Francisco	L	17-28
vs. New Orleans	W	22-7
at L.A. Rams	W	20-14
vs. Atlanta	W	21-14

1970 (3-3)

vs. Dallas Cowboys	L	10-20
vs. N.Y. Giants	W	30-27
vs. Chicago	W	14-9
vs. L.A. Rams	L	14-16
vs. St. Louis Cardinals in Cleveland	W	38-27
at New Orleans	L	14-20

1969 (2-2-1)

vs. Baltimore Colts	L	6-26
vs. New Orleans	W	10-7
vs. Oakland	W	10-7
vs. Cleveland Browns	T	19-19
vs. L.A. Rams	L	14-24



1968 (3-2)

vs. San Francisco	W	30-18
at Oakland	L	7-31
vs. Pittsburgh	L	33-36
vs. L.A. Rams	W	35-13
vs. Denver in San Antonio	W	6-3

1967 (1-4)

at Oakland	L	23-24
at Miami	W	20-19
vs. Detroit	L	17-38
vs. L.A. Rams	L	7-50
vs. Pittsburgh	L	7-16

1966 (2-2)

vs. Miami	W	38-10
vs. Oakland	L	7-14
vs. Kansas City in Anaheim	L	21-31
vs. Boston Patriots	W	31-13

1965 (3-2)

vs. Oakland	L	3-10
at Kansas City	W	31-10
at Denver	W	21-6
vs. Oakland in Portland, Oregon	W	46-17
vs. Houston Oilers in Little Rock, Ark.	L	10-13

1964 (4-1)

vs. Denver	W	34-20
vs. Houston Oilers in Little Rock, Ark.	W	44-38
vs. Kansas City	W	26-14
vs. N.Y. Jets in Atlanta	L	6-34
vs. Oakland	W	24-10

1963 (4-1)

vs. Kansas City	W	26-14
vs. Boston Patriots	W	50-17
at Denver	L	25-31
at Houston Oilers	W	21-3
vs. Oakland	W	13-3

1962 (4-0)

vs. Dallas Texans	W	17-0
vs. Denver	W	31-24
at Oakland	W	33-27
vs. N.Y. Jets	W	14-9

1961 (4-0)

vs. Houston Oilers	W	27-14
vs. Houston Oilers in Honolulu	W	46-28
vs. Oakland	W	35-7
vs. Dallas Texans	W	31-10

1960 (4-0)

vs. N.Y. Jets in Los Angeles	W	27-7
vs. Houston Oilers in Los Angeles	W	22-13
vs. Oakland in San Francisco	W	24-17
vs. Denver in Los Angeles	W	36-30

Chargers Preseason Record vs.

Arizona Cardinals / Phoenix / St. Louis	7-9
Atlanta	4-1
Buffalo	0-1
Chicago	3-2
Cleveland Browns	1-0-1
Dallas Cowboys	4-6
Detroit	0-1
Denver	5-2
Green Bay	1-1-1
Houston Texans	1-0
Indianapolis Colts / Baltimore	2-2
Kansas City Chiefs / Dallas Texans	5-2
St. Louis Rams / Los Angeles	17-17
Oakland Raiders	7-7
Miami	3-1
Minnesota	2-10-1
New England Patriots / Boston	5-2
New Orleans	4-1
New York Giants	5-3
New York Jets	4-2-1
Philadelphia	3-1
Pittsburgh	1-2
San Francisco	17-18
Seattle	3-4
Tennessee Titans / Houston Oilers	7-2
Washington	1-0

HISTORY



Photo: Mike Nowak



QUARTERBACKS RECORDS AS STARTERS

Drew Brees30-28 (517)	John Hadl59-57-9 (508)	Mark Malone2-6 (250)
Postseason0-1 (0.000)	Postseason0-1 (0.000)	Jim McMahon4-7 (363)
Virgil Carter0-1 (0.000)	Jim Harbaugh6-11 (353)	Moses Moreno0-2 (0.000)
Wayne Clark1-3 (250)	James Harris5-6 (454)	Rick Neuheisel2-0 (1,000)
Bobby Clatterback1-1 (500)	Mark Hermann1-6 (143)	Cliff Olander1-0 (1,000)
Marty Domres4-2 (666)	Stan Humphries47-29 (618)	Phillip Rivers14-2 (875)
Jim Everett1-0 (1,000)	Postseason3-3 (500)	Postseason0-1 (0.000)
Tom Flick1-2 (333)	Mike Kelley1-0 (1,000)	Tobin Rote13-5-1 (710)
Doug Flutie8-14 (364)	Jack Kemp22-6 (786)	Postseason1-1 (500)
Dan Fouts85-84-1 (503)	Postseason0-2 (0.000)	Sean Salisbury1-2 (333)
Postseason3-4 (428)	Erik Kramer2-2 (500)	Billy Joe Tolliver8-11 (421)
Jesse Freitas2-5 (285)	Babe Laufenberg2-4 (333)	Johnny Unitas1-3 (250)
John Friesz6-17 (261)	Ryan Leaf4-14 (222)	Mark Vlasic2-1 (666)
Bob Gagliano0-1 (0.000)	Clint Longley1-0 (1,000)	Craig Whelihan2-12 (143)
Gale Gilbert0-2 (0.000)	Ed Luther2-7 (222)	Dick Wood2-0 (1,000)

STARTING QUARTERBACKS BY YEAR

2006 (14-2)

Date	W-L	Opp.	Starter
9/11	W	at Oak	Rivers
9/17	W	Ten	Rivers
10/1	L	at Bal	Rivers
10/8	W	Pit	Rivers
10/15	W	at S.F.	Rivers
10/22	L	at K.C.	Rivers
10/29	W	St. L.	Rivers
11/5	W	Cle	Rivers
11/12	W	at Cin	Rivers
11/19	W	at Den	Rivers
11/26	W	Oak	Rivers
12/3	W	at Buf	Rivers
12/10	W	Den	Rivers
12/17	W	K.C.	Rivers
12/24	W	at Sea	Rivers
12/31	W	Ariz	Rivers

AFC Divisional Playoffs

1/14 L N.E. Rivers

Rivers (14-2)

2005 (9-7)

Date	W-L	Opp.	Starter
9/11	L	Dal	Brees
9/18	L	at Den	Brees
9/25	W	NYG	Brees
10/2	W	at N.E.	Brees
10/10	L	Pit	Brees
10/16	W	at Oak	Brees
10/23	L	at Phi	Brees
10/30	W	K.C.	Brees
11/6	W	at NYJ	Brees
11/20	W	Buf	Brees
11/27	W	at Was	Brees
12/4	W	Oak	Brees
12/11	L	Mia	Brees
12/18	W	at Ind	Brees
12/24	L	at K.C.	Brees
12/31	L	Den	Brees

Brees (9-7)

2004 (12-4)

Date	W-L	Opp.	Starter
9/12	W	at Hou	Brees
9/19	L	NYJ	Brees
9/26	L	at Den	Brees
10/3	W	Ten	Brees
10/10	W	Jax	Brees
10/17	L	at Atl	Brees
10/24	W	at Car	Brees
10/31	W	Oak	Brees
11/7	W	N.O.	Brees
11/21	W	at Oak	Brees
11/28	W	at K.C.	Brees
12/5	W	Den	Brees
12/12	W	T.B.	Brees
12/19	W	at Cle	Brees
12/26	L	at Ind	Brees
1/2	W	K.C.	Flutie

AFC Wild Card Playoffs

1/8 L NYJ Brees

Brees (11-4, 0-1), Flutie (1-0)

2003 (4-12)

Date	W-L	Opp.	Starter
9/7	L	at K.C.	Brees
9/14	L	Den	Brees
9/21	L	Bal	Brees
9/28	L	at Oak	Brees
10/5	L	at Jax	Brees
10/19	W	at Cle	Brees
10/27	L	Mia*	Brees
11/2	L	Chi	Brees
11/9	W	Min	Flutie
11/16	L	at Den	Flutie
11/23	L	Cin	Flutie
11/30	L	K.C.	Flutie
12/7	W	at Det	Flutie
12/14	L	G.B.	Brees
12/21	L	at Pit	Brees
12/28	W	Oak	Brees

*Game played at Arizona's Sun Devil Stadium due to San Diego wildfires

Brees (2-9), Flutie (2-3)

2002 (8-8)

9/8	W	at Cin	Brees
9/15	W	Hou	Brees
9/22	W	at Ariz	Brees
9/29	W	N.E.	Brees
10/6	L	at Den	Brees
10/13	W	K.C.	Brees
10/20	W	Oak	Brees
11/3	L	NYJ	Brees
11/10	L	at St. L.	Brees
11/17	W	S.F.	Brees
11/24	L	at Mia	Brees
12/1	W	Den	Brees
12/8	L	Oak	Brees
12/15	L	at Buf	Brees
12/22	L	at K.C.	Brees
12/29	L	Sea	Brees

Brees (8-8)

2001 (5-11)

9/9	W	Was	Flutie
9/23	W	at Dal	Flutie
9/30	W	Cin	Flutie
10/7	L	at Cle	Flutie
10/14	L	at N.E.	Flutie
10/21	W	Den	Flutie
10/28	W	Buf	Flutie
11/4	L	K.C.	Flutie
11/11	L	at Den	Flutie
11/18	L	at Oak	Flutie
11/25	L	Ariz	Flutie
12/2	L	at Sea	Flutie
12/9	L	at Phi	Flutie
12/15	L	Oak	Flutie
12/23	L	at K.C.	Flutie
12/30	L	Sea	Flutie

Flutie (5-11)

2000 (1-15)

9/3	L	at Oak	Leaf
9/10	L	N.O.	Leaf
9/17	L	at K.C.	Moreno
9/24	L	Sea	Leaf

Continued next page

2000 (1-15), cont.

10/1	L	at St. L.	Harbaugh
10/8	L	Den	Harbaugh
10/15	L	at Buf	Harbaugh
10/29	L	Oak	Harbaugh
11/5	L	at Sea	Harbaugh
11/12	L	Mia	Moreno
11/19	L	at Den	Leaf
11/26	W	K.C.	Leaf
12/3	L	S.F.	Leaf
12/10	L	at Bal	Leaf
12/17	L	at Car	Leaf
12/24	L	Pit	Leaf

Leaf (1-8), Harbaugh (0-5), Moreno (1-2)

1999 (8-8)

9/19	W	at Cin	Harbaugh
9/26	L	Ind	Harbaugh
10/3	W	K.C.	Harbaugh
10/10	W	at Det	Kramer
10/17	W	Sea	Kramer
10/24	L	G.B.	Kramer
10/31	L	at K.C.	Kramer
11/7	L	Den	Harbaugh
11/14	L	at Oak	Harbaugh
11/21	L	Chi	Harbaugh
11/28	L	at Min	Harbaugh
12/5	W	Cle	Harbaugh
12/12	W	at Sea	Harbaugh
12/19	L	at Mia	Harbaugh
12/26	W	Oak	Harbaugh
1/2	W	at Den	Harbaugh

Harbaugh (6-6), Kramer (2-2)

1998 (5-11)

9/6	W	Buf	Leaf
9/13	W	at Ten	Leaf
9/20	L	at K.C.	Leaf
9/27	L	NYG	Leaf
10/4	L	at Ind	Leaf
10/11	L	at Oak	Leaf
10/18	W	Phi	Leaf
10/25	L	Sea	Leaf
11/8	L	at Den	Leaf
11/15	W	Bal	Whelihan
11/22	W	K.C.	Whelihan
11/29	L	Den	Whelihan
12/6	L	at Was	Whelihan
12/13	L	at Sea	Whelihan
12/20	L	Oak	Whelihan
12/27	L	at Ariz	Whelihan

Leaf (3-6), Whelihan (2-5)

1997 (4-12)

		at N.E.	Humphries	8/31
9/7	W	at N.O.	Everett	
9/14	L	Car	Humphries	
9/21	L	at Sea	Humphries	
9/28	W	Bal	Humphries	
10/5	W	at Oak	Humphries	
10/16	L	at K.C.	Humphries	
10/26	W	Ind	Humphries	
11/2	L	at Cin	Humphries	
11/9	L	Sea	Whelihan	
11/16	L	Oak	Whelihan	
11/23	L	at S.F.	Whelihan	
11/30	L	Den	Whelihan	

12/7	L	Atl	Whelihan
12/14	L	K.C.	Whelihan
12/21	L	at Den	Whelihan
Humphries (3-5), Everett (1-0), Whelihan (0-7)			

1996 (8-8)

9/1	W	Sea	Humphries
9/8	W	Cin	Humphries
9/15	L	at G.B.	Humphries
9/22	W	at Oak	Humphries
9/29	W	K.C.	Humphries
10/6	L	at Den	Humphries
10/21	L	Oak	Humphries
10/27	L	at Sea	Salisbury
11/3	W	at Ind	Salisbury
11/11	W	Det	Humphries
11/17	L	T.B.	Humphries
11/24	W	at K.C.	Humphries
12/1	L	N.E.	Humphries
12/8	L	at Pit	Salisbury
12/14	L	at Chi	Humphries
12/22	W	Den	Humphries

Humphries (7-6), Salisbury (1-2)

1995 (9-7)

9/3	L	at Oak	Humphries
9/10	W	Sea	Humphries
9/17	W	at Phi	Humphries
9/24	W	Den	Humphries
10/1	L	at Pit	Humphries
10/9	L	at K.C.	Humphries
10/15	L	Dal	Gilbert
10/22	W	at Sea	Humphries
11/5	L	Mia	Humphries
11/12	L	K.C.	Humphries
11/19	L	at Den	Humphries
11/27	W	Oak	Humphries
12/3	W	Cle	Humphries
12/9	W	Ariz	Humphries
12/17	W	at Ind	Humphries
12/23	W	at NYG	Humphries

AFC Wild Card Playoffs

12/31	L	Ind	Humphries
-------	---	-----	-----------

Humphries (9-6, 0-1), Gilbert (0-1)

1994 (11-5)

9/4	W	at Den	Humphries
9/11	W	Cin	Humphries
9/18	W	at Sea	Humphries
9/25	W	at LA Rai	Humphries
10/9	W	K.C.	Humphries
10/16	W	at N.O.	Humphries
10/23	L	Den	Humphries
10/30	W	Sea	Humphries
11/6	L	at Atl	Gilbert
11/13	W	at K.C.	Humphries
11/20	L	at N.E.	Humphries
11/27	W	LA Ram	Humphries
12/5	L	LA Rai	Humphries
12/11	L	S.F.	Humphries
12/18	W	at NYJ	Humphries
12/24	W	Pit	Humphries

AFC Divisional Playoffs

1/8	W	Mia	Humphries
-----	---	-----	-----------

AFC Championship Game

1/15	W	at Pit	Humphries
------	---	--------	-----------

Super Bowl XXIX

1/29	L	S.F.	Humphries
------	---	------	-----------

Humphries (11-4, 2-1), Gilbert (0-1)

1993 (8-8)

9/5	W	Sea	Humphries
9/12	L	at Den	Humphries
9/19	W	Hou	Humphries
10/3	L	at Sea	Humphries
10/10	L	at Pit	Friesz
10/17	L	K.C.	Friesz
10/31	W	at LA Rai	Friesz
11/7	W	at Min	Friesz
11/14	L	Chi	Friesz
11/21	L	LA Rai	Friesz
11/29	W	at Ind	Humphries
12/5	W	Den	Humphries
12/12	L	G.B.	Humphries
12/19	L	at K.C.	Humphries
12/27	W	Mia	Humphries
1/2/94	W	at T.B.	Humphries

Humphries (6-4), Friesz (2-4)

1992 (11-5)

9/6	L	K.C.	Gagliano
9/13	L	at Den	Humphries
9/20	L	Pit	Humphries
9/27	L	at Hou	Humphries
10/4	W	Sea	Humphries
10/18	W	at Ind	Humphries
10/25	W	Den	Humphries
11/1	W	Ind	Humphries
11/8	L	at K.C.	Humphries
11/15	W	at Cle	Humphries
11/22	W	T.B.	Humphries
11/29	W	LA Rai	Humphries
12/6	W	at Phx	Humphries
12/13	W	Cin	Humphries
12/20	W	at LA Rai	Humphries
12/27	W	at Sea	Humphries

AFC Wild Card Playoffs

1/2	W	K.C.	Humphries
-----	---	------	-----------

AFC Divisional Playoffs

1/10	L	at Mia	Humphries
------	---	--------	-----------

Humphries (11-4, 1-1), Gagliano (0-1)

1991 (4-12)

9/1	L	at Pit	Friesz
9/8	L	at S.F.	Friesz
9/15	L	Atl	Friesz
9/22	L	at Den	Friesz
9/29	L	K.C.	Friesz
10/6	W	at LA Rai	Friesz
10/13	L	at LA Ram	Friesz
10/20	L	Cle	Friesz
10/27	L	at Sea	Friesz
11/10	W	Sea	Friesz
11/17	W	N.O.	Friesz
11/24	L	at NYJ	Friesz
12/1	L	LA Rai	Friesz
12/8	L	at K.C.	Friesz
12/15	W	Mia	Friesz
12/22	L	Den	Friesz

Friesz (4-12)

**1990 (6-10)**

9/9	L	at Dal	Vlasic
9/16	L	Cin	Tolliver
9/23	W	at Cle	Tolliver
9/30	L	Hou	Tolliver
9/7	L	at Pit	Tolliver
9/14	W	at NYJ	Tolliver
10/21	L	LA Rai	Tolliver
10/28	W	T.B.	Tolliver
11/4	W	at Sea	Tolliver
11/11	W	Den	Tolliver
11/18	L	at K.C.	Tolliver
11/25	L	Sea	Tolliver
12/2	W	NYJ	Tolliver
12/16	L	at Den	Tolliver
12/23	L	K.C.	Tolliver
12/30	L	at LA Rai	Friesz

Tolliver (6-8), Vlasic (0-1), Friesz (0-1)

1989 (6-10)

9/10	L	at LA Rai	McMahon
9/17	L	Hou	McMahon
9/24	W	K.C.	McMahon
10/1	W	at Phx	McMahon
10/8	L	at Den	McMahon
10/15	L	Sea	McMahon
10/22	L	NYG	McMahon
10/29	L	at Sea	Tolliver
11/5	W	Phi	McMahon
11/12	W	LA Rai	McMahon
11/19	L	at Pit	McMahon
11/26	L	at Ind	McMahon
12/3	L	NYJ	Tolliver
12/10	L	at Was	Tolliver
12/17	W	at K.C.	Tolliver
12/24	W	Den	Tolliver

McMahon (4-7), Tolliver (2-3)

1988 (6-10)

9/4	L	at LA Rai	Laufenberg
9/11	L	at Den	Laufenberg
9/18	W	Sea	Laufenberg
9/25	W	at K.C.	Laufenberg
10/2	L	Den	Laufenberg
10/9	L	N.O.	Laufenberg
10/16	L	at Mia	Malone
10/23	L	Ind	Malone
10/30	L	at Sea	Malone
11/6	L	LA Rai	Malone
11/13	W	at Atl	Vlasic
11/20	W	at LA Ram	Vlasic
11/27	L	S.F.	Malone
12/4	L	at Cin	Malone
12/11	W	Pit	Malone
12/18	W	K.C.	Malone

Laufenberg (2-4), Malone (2-6), Vlasic (2-0)

1987 (8-7)

9/13	L	at K.C.	Fouts
9/20	W	St.L.	Fouts
10/4	W	at Cin	Neuheisel
10/11	W	at T.B.	Kelley
10/18	W	at LA Rai	Neuheisel
10/25	W	K.C.	Fouts
10/1	W	Cle	Fouts
11/8	W	at Ind	Fouts

11/15	W	LA Rai	Fouts
11/22	L	at Sea	Herrmann
11/29	L	Den	Fouts
12/6	L	at Hou	Fouts
12/13	L	Pit	Fouts
12/20	L	Ind	Fouts
12/27	L	at Den	Herrmann

Fouts (5-5), Neuheisel (2-0), Kelley (1-0), Herrmann (0-2)

1986 (4-12)

9/7	W	Mia	Fouts
9/14	L	at NYG	Fouts
9/21	L	Was	Fouts
9/28	L	at LA Rai	Fouts
10/6	L	at Sea	Fouts
10/12	L	Den	Fouts
10/19	L	at K.C.	Fouts
10/26	L	at Phi	Herrmann
11/2	L	K.C.	Flick
11/9	W	at Den	Flick
11/16	L	Dal	Fouts
11/20	L	LA Rai	Flick
11/30	W	at Ind	Fouts
12/7	W	Hou	Fouts
12/14	L	Sea	Fouts
12/21	L	at Cle	Fouts

Fouts (3-9), Herrmann (0-1), Flick (1-2)

1985 (8-8)

9/8	W	at Buf	Fouts
9/15	L	Sea	Fouts
9/22	W	at Cin	Fouts
9/29	L	Cle	Fouts
10/6	L	at Sea	Herrmann
10/13	W	K.C.	Herrmann
10/20	L	at Min	Herrmann
10/28	L	at LA Rai	Fouts
11/3	W	Den	Fouts
11/10	W	LA Rai	Fouts
11/17	L	at Den	Fouts
11/24	L	at Hou	Fouts
12/1	W	Buf	Fouts
12/8	W	Pit	Fouts
12/15	W	Phi	Fouts
12/22	L	at K.C.	Herrmann

Fouts (7-5), Herrmann (1-3)

1984 (7-9)

9/2	W	at Min	Fouts
9/9	L	at Sea	Fouts
9/16	W	Hou	Fouts
9/24	L	at LA Rai	Fouts
9/30	W	Det	Fouts
10/7	W	at G.B.	Fouts
10/14	L	at K.C.	Fouts
10/21	L	LA Rai	Fouts
10/29	L	Sea	Fouts
11/4	W	at Ind	Fouts
11/11	L	Den	Fouts
11/18	W	Mia	Fouts
11/25	L	at Pit	Fouts
12/3	W	Chi	Luther
12/9	L	at Den	Luther
12/16	L	K.C.	Luther

Fouts (6-7), Luther (1-2)

1983 (6-10)

9/4	L	NYJ	Fouts
9/12	W	at K.C.	Fouts
9/18	L	at Sea	Fouts
9/25	L	Cle	Fouts
10/2	W	at NYG	Fouts
10/9	W	Sea	Fouts
10/16	L	at N.E.	Fouts
10/23	L	at Den	Luther
10/31	L	Was	Luther
11/6	L	at Pit	Luther
11/13	W	Dal	Luther
11/20	L	at St. L.	Luther
11/27	W	Den	Fouts
12/1	L	LA Rai	Fouts
12/11	W	K.C.	Fouts
12/18	L	at LA Rai	Luther

Fouts (5-5), Luther (1-5)

1982 (6-3)

9/12	W	at Den	Fouts
9/19	L	at K.C.	Fouts
11/22	L	at LA Rai	Fouts
11/28	W	Den	Fouts
12/5	W	at Cle	Fouts
12/11	W	at S.F.	Fouts
12/20	W	Cin	Fouts
12/26	W	Bal	Fouts
1/2/83	L	LA Rai	Fouts

AFC Wild Card Playoffs

1/9	W	at Pit	Fouts
-----	---	--------	-------

AFC Divisional Playoffs

1/16	L	at Mia	Fouts
------	---	--------	-------

Fouts (6-3, 1-1)

1981 (10-6)

9/7	W	at Cle	Fouts
9/13	W	Det	Fouts
9/20	W	at K.C.	Fouts
9/27	L	at Den	Fouts
10/4	W	Sea	Fouts
10/11	L	Min	Fouts
10/18	W	at Bal	Fouts
10/15	L	at Chi	Fouts
11/1	W	K.C.	Fouts
11/8	L	Cin	Fouts
11/16	L	at Sea	Fouts
11/22	W	at Oak	Fouts
11/29	W	Den	Fouts
12/6	L	Buf	Fouts
12/13	W	at T.B.	Fouts
12/21	W	Oak	Fouts

AFC Divisional Playoffs

1/2	W	at Mia	Fouts
-----	---	--------	-------

AFC Championship Game

1/10	L	at Cin	Fouts
------	---	--------	-------

Fouts (10-6, 1-1)

1980 (11-5)

9/7	W	at Sea	Fouts
9/14	W	Oak	Fouts
9/21	W	at Den	Fouts
9/28	W	at K.C.	Fouts
10/5	L	Buf	Fouts
10/12	L	at Oak	Fouts
10/19	W	NYG	Fouts
10/26	L	at Dal	Fouts
11/2	W	at Cin	Fouts

Continued next page



1980 (11-5), cont.

11/9	L	Den	Fouts
11/16	W	K.C.	Fouts
11/20	W	at Mia	Fouts
11/30	W	Phi	Fouts
12/7	L	at Was	Fouts
12/13	W	Sea	Fouts
12/22	W	Pit	Fouts
AFC Divisional Playoffs			
1/3	W	Buf	Fouts
AFC Championship Game			
1/11	L	Oak	Fouts

1979 (12-4)

9/2	W	at Sea	Fouts
9/9	W	Oak	Fouts
9/16	W	Buf	Fouts
9/23	L	at N.E.	Fouts
9/30	W	S.F.	Fouts
10/7	L	at Den	Fouts
10/14	W	Sea	Fouts
10/21	W	at LA Ram	Fouts
10/25	L	at Oak	Fouts
11/4	W	at K.C.	Fouts
11/11	W	at Cin	Fouts
11/18	W	Pit	Fouts
11/25	W	K.C.	Fouts
12/2	L	Atl	Fouts
12/9	W	at N.O.	Fouts
12/17	W	Den	Fouts

AFC Divisional Playoffs

12/29	L	Hou	Fouts
-------	---	-----	-------

Fouts (12-4, 0-1)

1978 (9-7)

9/3	W	at Sea	Fouts
9/10	L	Oak	Fouts
9/17	L	at Den	Fouts
9/24	L	G.B.	Harris
10/1	L	at N.E.	Fouts
10/8	W	Den	Fouts
10/15	L	Mia	Fouts
10/22	L	at Det	Fouts
10/29	W	at Oak	Fouts
11/5	W	Cin	Fouts
11/12	W	K.C.	Harris
11/19	W	at Min	Fouts
11/26	L	at K.C.	Fouts
12/4	W	Chi	Fouts
12/10	W	Sea	Fouts
12/17	W	at Hou	Fouts

Fouts (8-6), Harris (1-1)

1977 (7-7)

9/18	L	at Oak	Harris
9/25	W	at K.C.	Harris
10/2	W	Cin	Harris
10/9	W	at N.O.	Harris
10/16	L	N.E.	Harris
10/23	L	K.C.	Harris
10/30	W	at Mia	Harris
11/6	L	at Det	Harris
11/13	L	Den	Harris
11/20	W	Oak	Olander
11/27	W	at Sea	Fouts
12/4	W	Cle	Fouts
12/11	L	at Den	Fouts

12/18	L	Pit	Fouts
-------	---	-----	-------

Harris (4-5), Fouts (2-2), Olander (1-0)

1976 (6-8)

9/12	W	at K.C.	Fouts
9/19	W	at T.B.	Fouts
9/26	W	St. L.	Fouts
10/3	L	at Den	Fouts
10/10	L	Oak	Fouts
10/17	W	Hou	Fouts
10/24	L	at Cle	Fouts
10/31	L	at Pit	Fouts
11/7	L	Bal	Fouts
11/14	L	Den	Fouts
11/21	W	at Buf	Fouts
11/28	L	K.C.	Fouts
12/5	W	S.F.	Longley
12/12	L	at Oak	Fouts

Fouts (5-8), Longley (1-0)

1975 (2-12)

9/21	L	Pit	Carter
9/28	L	at Hou	Fouts
10/5	L	Oak	Fouts
10/12	L	LA Ram	Fouts
10/19	L	K.C.	Fouts
10/26	L	at Oak	Freitas
11/1	L	at NYG	Fouts
11/9	L	N.E.	Fouts
11/16	L	Den	Fouts
11/23	L	at Min	Freitas
11/30	L	at Den	Freitas
12/7	W	at K.C.	Fouts
12/15	W	NYJ	Fouts
12/21	L	at Cin	Freitas

Fouts (2-7), Freitas (0-4), Carter (0-1)

1974 (5-9)

9/15	L	at Hou	Fouts
9/22	W	at Cin	Fouts
9/29	L	Mia	Fouts
10/6	L	Phi	Fouts
10/13	L	Oak	Fouts
10/20	L	at Den	Fouts
10/27	L	K.C.	Fouts
11/3	W	Cle	Fouts
11/10	W	at K.C.	Fouts
11/17	L	at Oak	Fouts
11/24	L	at G.B.	Fouts
12/1	L	at NYJ	Freitas
12/8	W	Chi	Freitas
12/15	W	Den	Freitas

Fouts (3-8), Freitas (2-1)

1973 (2-11-1)

9/16	L	at Was	Unitas
9/23	W	Buf	Unitas
9/30	L	Cin	Unitas
10/7	L	at Pit	Unitas
10/14	L	vs. Oak	Fouts
10/21	L	Atl	Fouts
10/28	T	at Cle	Fouts
11/4	L	K.C.	Fouts
11/11	L	at Den	Clark
11/18	W	N.O.	Clark
11/25	L	at Oak	Clark

12/2	L	at N.E.	Clark
12/9	L	Den	Fouts
12/16	L	at K.C.	Fouts

Unitas (1-3), Fouts (0-5-1), Clark (1-3)

1972 (4-9-1)

9/17	L	at S.F.	Hadl
9/24	W	Den	Hadl
10/1	T	at Oak	Hadl
10/8	W	at Bal	Hadl
10/15	L	at Mia	Hadl
10/22	L	at Det	Hadl
10/29	L	K.C.	Hadl
11/5	L	Dal	Hadl
11/13	L	Cle	Hadl
11/19	W	at K.C.	Hadl
11/26	W	Hou	Hadl
12/3	L	Oak	Hadl
12/10	L	at Den	Hadl
12/17	L	Pit	Hadl

Hadl (4-9-1)

1971 (6-8)

9/19	W	K.C.	Hadl
9/26	L	Oak	Hadl
10/3	L	at Pit	Hadl
10/10	L	at K.C.	Hadl
10/17	L	at Den	Hadl
10/23	W	Buf	Hadl
10/31	W	NYJ	Hadl
11/7	L	at NYG	Hadl
11/15	W	St. L.	Hadl
11/21	L	at Oak	Hadl
11/28	L	at Cin	Hadl
12/5	W	Min	Hadl
12/12	W	Den	Hadl
12/19	L	at Hou	Hadl

Hadl (6-8)

1970 (5-6-3)

9/20	L	Bal	Hadl
9/27	T	Oak	Hadl
10/4	L	at LA Ram	Hadl
10/12	L	G.B.	Hadl
10/18	W	at Chi	Domres
10/25	T	Hou	Hadl
11/1	W	at Cle	Hadl
11/8	W	Den	Hadl
11/15	W	at Bos	Hadl
11/22	L	at Oak	Hadl
11/29	L	at K.C.	Hadl
12/6	L	Cin	Domres
12/13	T	at Den	Hadl
12/20	W	K.C.	Hadl

Hadl (4-5-3), Domres (1-1)

1969 (8-6)

9/14	L	K.C.	Hadl
9/21	L	at Cin	Hadl
9/28	W	NYJ	Hadl
10/4	W	Cin	Hadl
10/11	W	at Mia	Hadl
10/19	W	at Bos	Hadl
10/26	L	Oak	Hadl
11/2	L	at Den	Hadl
11/9	L	at K.C.	Domres
11/16	L	at Oak	Hadl

11/23	W	Den	Domres	11/25	T	Buf	Hadl	9/30	W	at Buf	Kemp
11/27	W	at Hou	Domres	12/4	W	NYJ	Hadl	10/7	W	at Bos	Kemp
12/7	W	Bos	Domres	12/12	W	at Hou	Hadl	10/15	W	at NYT	Kemp
12/14	W	Buf	Hadl	12/19	W	Oak	Hadl	10/22	W	at Oak	Kemp
Hadl (5-5), Domres (3-1)				AFL Championship Game				10/29	W	Den	Kemp
1968 (9-5)				12/26	L	Buf	Hadl	11/5	W	NYT	Kemp
9/6	W	Cin	Hadl	Hadl (9-2-3, 0-1)				11/12	W	at Den	Kemp
9/21	W	Hou	Hadl	1964 (8-5-1)				11/19	W	Dal	Kemp
9/29	W	at Cin	Hadl	9/12	W	Hou	Rote	12/3	L	at Hou	Kemp
10/5	L	at NYJ	Hadl	9/20	L	Bos	Rote	12/9	W	Buf	Kemp
10/13	W	at Oak	Hadl	9/26	L	at Buf	Rote	12/17	L	Bos	Kemp
10/20	W	Den	Hadl	10/3	T	at NYJ	Rote	AFL Championship Game			
10/27	L	at K.C.	Hadl	10/9	W	at Bos	Rote	12/24	L	Hou	Kemp
11/3	W	Mia	Hadl	10/18	W	Den	Hadl	Kemp (12-2, 0-1)			
11/10	W	at Bos	Hadl	10/25	W	at Hou	Hadl	1960 (10-4)			
11/17	W	at Buf	Hadl	11/1	W	Oak	Hadl	9/10	W	Dal	Kemp
11/24	L	NYJ	Hadl	11/8	W	at Den	Hadl	9/18	L	at Hou	Kemp
12/1	W	at Den	Hadl	11/15	W	at K.C.	Hadl	9/25	L	at Dal	Kemp
12/8	L	K.C.	Hadl	11/26	L	Buf	Hadl	10/2	W	at Buf	Clatterbuck
12/15	L	Oak	Hadl	12/6	W	NYJ	Hadl	10/8	L	Bos	Clatterbuck
Hadl (9-5)				12/13	L	K.C.	Hadl	10/16	W	at Den	Kemp
1967 (8-5-1)				12/20	L	at Oak	Hadl	10/28	W	at Bos	Kemp
9/9	W	Bos	Hadl	AFL Championship Game				11/4	W	at NYT	Kemp
9/24	W	Hou	Hadl	12/27	L	at Buf	Rote	11/13	W	Hou	Kemp
10/1	W	at Buf	Hadl	Rote (2-2-1, 0-1), Hadl (6-3)				11/20	L	Buf	Kemp
10/8	T	Bos	Hadl	1963 (11-3)				11/27	W	Oak	Kemp
10/15	W	K.C.	Hadl	9/8	W	Buf	Rote	12/4	W	at Oak	Kemp
10/22	W	at Den	Hadl	9/14	W	Bos	Rote	12/10	W	Den	Kemp
10/29	L	at Oak	Hadl	9/29	W	K.C.	Rote	12/18	W	NYT	Kemp
11/12	W	Mia	Hadl	10/6	L	at Den	Rote	AFL Championship Game			
11/19	W	at K.C.	Hadl	10/13	W	NYJ	Rote	1/1	L	at Hou	Kemp
11/23	W	Den	Hadl	10/20	W	at K.C.	Rote	Kemp (9-3, 0-1), Clatterbuck (1-1)			
12/3	L	Oak	Hadl	10/27	L	Oak	Rote				
12/10	L	at Mia	Hadl	11/2	W	at NYJ	Rote				
12/16	L	at Hou	Hadl	11/10	W	at Bos	Rote				
12/24	L	NYJ	Hadl	11/17	W	at Buf	Rote				
Hadl (8-5-1)				12/1	W	Hou	Rote				
1966 (7-6-1)				12/8	L	at Oak	Rote				
9/4	W	Buf	Hadl	12/15	W	at Hou	Rote				
9/10	W	Bos	Hadl	12/22	W	Den	Rote				
9/25	W	at Oak	Hadl	AFL Championship Game							
10/2	W	Mia	Hadl	1/5	W	Bos	Rote				
10/8	L	at NYJ	Hadl	Rote (11-3, 1-0)							
10/16	T	at Buf	Hadl	1962 (4-10)							
10/23	L	at Bos	Hadl	9/7	L	at Den	Kemp				
10/30	W	Den	Hadl	9/16	W	NYT	Kemp				
11/6	L	at K.C.	Hadl	9/23	L	Hou	Hadl				
11/13	L	Oak	Hadl	9/30	W	at Oak	Wood				
11/27	L	at Den	Hadl	10/7	W	Dal	Wood				
12/4	W	at Hou	Hadl	10/13	L	at Buf	Hadl				
12/11	W	NYJ	Hadl	10/19	L	at Bos	Hadl				
12/18	L	K.C.	Hadl	10/28	L	at NYT	Hadl				
Hadl (7-6-1)				11/4	L	Den	Hadl				
1965 (9-2-3)				11/11	L	Buf	Hadl				
9/11	W	Den	Hadl	11/25	L	at Hou	Hadl				
9/19	W	at Oak	Hadl	12/2	W	Oak	Hadl				
9/26	T	K.C.	Hadl	12/9	L	Bos	Hadl				
10/3	W	Hou	Hadl	12/16	L	at Dal	Hadl				
10/10	W	at Buf	Hadl	Hadl (1-9), Wood (2-0), Kemp (1-1)							
10/17	T	at Bos	Hadl	1961 (12-2)							
10/23	W	at NYJ	Hadl	9/10	W	at Dal	Kemp				
10/31	L	Bos	Hadl	9/17	W	Oak	Kemp				
11/7	W	at Den	Hadl	9/24	W	Hou	Kemp				
11/14	L	at K.C.	Hadl								





POSTSEASON HISTORY




Photo: Mike Nowak



HISTORY

Postseason Results (7-13, .350)

Date	Opponent	W-L	Score
Sun. Jan. 1, 1961*	at Houston	L	16-24
Sun. Dec. 24, 1961*	Houston	L	3-10
Sun. Jan. 5, 1964*	Boston	W	51-10
Sun. Dec. 27, 1964*	at Buffalo	L	7-20
Sun. Dec. 26, 1965*	Buffalo	L	0-23
Sat. Dec. 29, 1979**	Houston	L	14-17
Sat. Jan. 3, 1981#	Buffalo	W	20-14
Sun. Jan. 11, 1981+	Oakland	L	27-34
Sat. Jan. 2, 1982#	at Miami	W (OT)	41-38
Sun. Jan. 10, 1982+	at Cincinnati	L	7-27
Sun. Jan. 9, 1983**	at Pittsburgh	W	31-28
Sun. Jan. 16, 1983#	at Miami	L	13-34
Sat. Jan. 2, 1993**	Kansas City	W	17-0
Sun. Jan. 10, 1993#	at Miami	L	0-31
Sun. Jan. 8, 1995#	Miami	W	22-21
Sun. Jan. 15, 1995+	at Pittsburgh	W	17-13
Sun. Jan. 29, 1995++	San Francisco	W	26-49
Sun. Dec. 31, 1995**	Indianapolis	L	20-35
Sat. Jan. 8, 2005**	New York Jets	L (OT)	17-20
Sun. Jan. 14, 2007#	New England Patriots	L	21-24

* AFL Championship Game ** AFC Wild Card Playoffs # AFC Divisional Playoffs
 +AFC Championship Game ++Super Bowl

2006 AFC Divisional Playoffs

New England Patriots 24, San Diego Chargers 21

Sunday, January 14, 2007 - Qualcomm Stadium (San Diego, CA)

The Chargers' record-breaking season came to an end in heartbreaking fashion when the New England Patriots overcame an eight point deficit in the fourth quarter to defeat the Chargers, 24-21 in an AFC Divisional Playoff game before a record crowd of 68,810 in San Diego...after a sluggish start by both teams, San Diego took a 14-3 lead in the second quarter on touchdown runs by LaDainian Tomlinson and Michael Turner, but the Bolts defense gave up a late score and the Patriots trailed only 14-10 at the half...New England added a field goal in the third quarter to climb within a point, but the Chargers drove 83 yards in nine plays early in the fourth and took a 21-13 lead when Tomlinson scored from three yards out...the game appeared to be all but over when Marlon McCree intercepted Tom Brady

on the following drive, but the Patriots' Troy Brown made a heads up play to strip McCree and the Patriots recovered...five plays later, Reche Caldwell caught a four-yard touchdown pass and the Pats tied it up on a successful two-point conversion...the Chargers got the ball back with a chance to reclaim the lead but instead went three-and-out, leading to a Patriots drive that ended with rookie Stephen Gostkowski kicking a 31-yard field goal with 1:10 left in the fourth quarter...the Chargers had one last-gasp drive, but Nate Kaeding's 54-yard field goal attempt with just a few seconds left came up short and the Patriots escaped with the win.

Score by Quarters	Q1	Q2	Q3	Q4	Total
New England Patriots	3	7	3	11	24
San Diego Chargers	0	14	0	7	21

Patriots	1	0:40	S.Gostkowski 50 yd. Field Goal [9-33, 4:35]		
Chargers	7	7:19	L.Tomlinson 2 yd. run (N.Kaeding kick) [9-48, 4:31]		
Chargers	2	2:04	M.Turner 6 yd. run (N.Kaeding kick) [4-77, 2:23]		
Patriots	2	0:08	J.Gaffney 6 yd. pass from T.Brady (S.Gostkowski kick) [11-72, 1:56]		
Patriots	3	2:11	S.Gostkowski 34 yd. Field Goal [7-15, 3:09]		
Chargers	4	8:35	L.Tomlinson 3 yd. run (N.Kaeding kick) [9-83, 4:44]		
Patriots	4	4:36	R.Caldwell 4 yd. pass from T.Brady (K.Faulk run) [5-32, 1:40]		
Patriots	4	1:10	S.Gostkowski 31 yd. Field Goal [6-72, 2:20]		
Attendance	— 68,810				


Team Statistics	New England	Chargers
TOTAL FIRST DOWNS	18	21
By Rushing	3	12
By Passing	12	9
By Penalty	3	0
THIRD DOWN EFFICIENCY	4-17-24%	5-14-36%
FOURTH DOWN EFFICIENCY	0-1-0%	1-2-50%
TOTAL NET YARDS	327	352
Total Offensive Plays	74	68
Avg. gain per offensive play	4.4	5.2
NET YARDS RUSHING	51	148
Total Rushing Plays	21	33
Avg. gain per rushing play	2.4	4.5
Tackles for a loss-yards	3-7	1-7
NET YARDS PASSING	276	204
Sacks-Lost	2-4	3-26
Gross yards passing	280	230
ATT.-COMP.-INT.	51-27-3	32-14-1
Avg. gain per pass play	5.2	5.8
KICKOFFS-In EZ-TB	6-0-0	4-0-0
PUNTS No.-Avg.	7-44.1	7-36.6
Had Blocked	0	0

Team Statistics (cont.)	New England	Chargers
FGs - PATS Had Blocked	0-0	0-0
Net Punting Average	39.3	36.6
TOTAL RETURN YARDAGE	9	152
No.-Yards Punt Returns	1-0	5-34
No.-Yards Kickoff Returns	4-0	5-91
No.-Yards Int. Returns	1-0	3-27
PENALTIES No.-Yards	4-45	6-64
FUMBLES No.-Lost	2	3-3
TOUCHDOWNS	2	3
Rushing	0	3
Passing	2	0
EXTRA POINTS Made-Attempts	2-2	3-3
Kicking Made-Attempts	1-1	3-3
Rushing Made-Attempts	1-1	0-0
FIELD GOALS Made-Attempts	3-3	0-1
RED ZONE EFFICIENCY	2-4-50%	3-3-100%
GOAL TO GO EFFICIENCY	1-1-100%	2-2-100%
SAFETIES	24	21
FINAL SCORE	24	21
TIME OF POSSESSION	29:06	30:54

NEW ENGLAND								
Rushing	Att.	Yds.	Avg.	Long	TD			
Faulk	6	25	4.2	7	0			
Dillon	8	18	2.3	5	0			
Maroney	5	5	1.0	5	0			
Brady	2	3	1.5	4	0			
Passing	Att.	Comp.	Yds.	S-L	TD	Lg.	Int.	Rtnng.
Brady	51	27	280	2-4	2	49	3	57.6
Receiving	No.	Yds.	Avg.	Long	TD			
Gaffney	10	103	10.3	17	1			
Caldwell	7	80	11.4	49	1			
Brown	5	39	7.8	12	0			
Graham	2	38	19.0	19	0			
Faulk	2	11	5.5	6	0			
Watson	1	9	9.0	9	0			
Interceptions	Att.	Yds.	Avg.	Long	TD			
Colvin	1	0	0.0	0	0			
Punting	No.	Yds.	Avg.	TB	I-20	Long		
Sauerbrun	7	309	44.1	0	1	56		
Punt Returns	No.	Yds.	Avg.	FC	Long	TD		
Faulk	1	0	0.0	1	0	0		
Brown	0	0	0.0	2	0	0		
Kickoff Returns	Att.	Yds.	Avg.	Long	TD			
Maroney	2	37	18.5	25	0			
Hobbs	2	33	16.5	18	0			

CHARGERS								
Rushing	Att.	Yds.	Avg.	Long	TD			
Tomlinson	23	123	5.3	15	2			
Turner	3	24	8.0	17	1			
Neal	3	5	1.7	3	0			
Rivers	3	3	1.0	2	0			
Parker	1	-7	-7.0	-7	0			
Passing	Att.	Comp.	Yds.	S-L	TD	Lg.	Int.	Rtnng.
Rivers	32	14	230	3-26	0	58	1	55.5
Receiving	No.	Yds.	Avg.	Long	TD			
Gates	6	61	10.2	19	0			
Tomlinson	2	64	32.0	58	0			
Jackson	2	43	21.5	31	0			
Parker	2	42	21.0	21	0			
Neal	2	20	10.0	11	0			
Interceptions	Att.	Yds.	Avg.	Long	TD			
Florence	1	17	17.0	17	0			
Edwards	1	9	9.0	9	0			
McCree	1	1	1.0	1	0			
Punting	No.	Yds.	Avg.	TB	I-20	Long		
Schifres	7	256	36.6	0	5	51		
Punt Returns	No.	Yds.	Avg.	FC	Long	TD		
Parker	5	34	6.8	2	13	0		
Kickoff Returns	Att.	Yds.	Avg.	Long	TD			
Turner	3	75	25.0	32	0			
Cromartie	1	15	15.0	15	0			
McKinney	1	1	1.0	1	0			

New England Chargers	WR Caldwell Parker	LT Light McNeill	LG Markins Dielman	C Koppen Hardwick	OFFENSIVE STARTERS	RG Neal Goff	RT Kaczur Olivea	TE Thomas Gates	WR Gaffney Jackson	QB Brady Rivers	FB Manumaleuna (TE)	RB Faulk Tomlinson
New England Chargers	DE Warren Castillo	DT Wilfork Williams	DE Seymour Olshansky	LB Colvin Phillips	DEFENSIVE STARTERS	LB Bruschy Godfrey	LB Vrabel Edwards	LB Banta-Cain Merriman	CB Samuel Jammer	CB Hobbs Florence	SS Sanders Kiel	FS Hawkins McCree




2004 AFC Wild Card Playoffs

New York Jets 20, San Diego Chargers 17 (OT)

Saturday, January 8, 2005 - Qualcomm Stadium (San Diego, CA)

The Chargers' 2004 postseason came to an early end when they were knocked out of the AFC Playoffs after suffering a 20-17 overtime loss to the New York Jets in a Wild Card Playoff Game at Qualcomm Stadium. A sellout crowd of 67,536 braved the elements as **Drew Brees** led a furious fourth quarter comeback during which the Chargers outscored New York 10-0 in the fourth quarter to send the game into overtime. Given new life by a roughing-the-passer penalty on what appeared to be San Diego's last play of the game, Brees found **Antonio Gates** in the end zone for a one-yard touchdown pass with 11 seconds left to send the game to the extra period. It was only the second overtime playoff game in team history. Both teams traded possessions in the extra period before **Nate Kaeding's** 40-yard field-goal attempt sailed wide right, opening the door for New York to drive down and kick the game winner with five seconds left in overtime. **Keenan McCardell** scored the game's first touchdown on a 26-yard pass play. He was initially ruled out of bounds, but San

Diego challenged the call and the ruling was reversed. It was McCardell's sixth-career touchdown catch in the postseason. Brees opened the game by completing his first eight passes. On the McCardell touchdown drive, Brees was five of five for 61 yards and the touchdown. He finished the game 31 of 42 (.738) to set team postseason records for completion percentage in a game (min. 10 att.) and for a career (min. 40 att.). His 31 completions were the second-most in a game in team playoff history and his two touchdowns passed tied for the second-most. **Eric Parker** led the team with nine catches for 93 yards, tied for the third-most in a playoff game in team history. **LaDainian Tomlinson** equaled Parker with nine catches for 53 yards. He also led the team with 80 yards rushing on 26 carries, a team record for rushing attempts in the postseason.



Score by Quarters	Q1	Q2	Q3	Q4	OT	Total
New York	0	7	10	0	3	20
San Diego	0	7	0	10	0	17

SD	2	9:26	McCardell 26 yd pass from Brees (Kaeding kick) [13-88, 8:25]
NY	2	2:54	Becht 13 yd pass from Pennington (Brien kick) [5-37, 2:19]
NY	3	10:29	Moss 47 yd pass from Pennington (Brien kick) [5-75, 2:31]
NY	3	1:23	Brien 42 yd field goal [8-42, 5:31]
SD	4	10:43	Kaeding 35 yd field goal [12-54, 5:40]
SD	4	0:11	Gates 1 yd pass from Brees (Kaeding kick) [10-80, 4:35]
NY	5	0:05	Brien 28 yd field goal [8-60, 4:14]
Attendance — 67,536			

Team Statistics	New York	Chargers
TOTAL FIRST DOWNS	20	24
Rushing	3	11
Passing	14	11
Penalty	3	2
THIRD DOWN EFFICIENCY	5-13-38%	6-15-40%
FOURTH DOWN EFFICIENCY	0-0-0%	0-0-0%
TOTAL NET YARDS	396	408
Total Plays	63	77
Avg. Per Play	6.3	5.3
NET YARDS RUSHING	126	100
Attempts	28	33
Avg. Per Rush	4.5	3.0
Tackles For Loss-Yards	0-0	3-5
NET YARDS PASSING	270	308
Sacks-Lost	2-9	2-11
Gross Yds. Passing	279	319
ATT.-COMP.-INT.	33-23-0	42-31-1
Avg. Per Play	7.7	7.0
KICKOFFS-In Endzone-TB	5-0-0	4-1-1
PUNTS - No.-Avg.	5-39.8	5-36.4

Team Statistics (cont.)	New York	Chargers
Punts Blocked	0	0
FGs-PATs Blocked	0-0	0-0
Net Punt Average	33.6	36.4
TOTAL RETURN YARDS	88	96
No.-Yds. Punt Returns	0-0	2-11
No.-Yds. Kickoff Returns	3-66	5-85
No.-Yds. Int. Returns	1-22	0-0
PENALTIES - No.-Yds.	8-49	9-75
FUMBLES - No.-Lost	0-0	1-0
TOUCHDOWNS	2	2
Rushing	0	0
Passing	2	2
Returns	0	0
EXTRA POINTS M-A	2-2	2-2
FIELD GOALS M-A	2-3	1-2
RED ZONE EFFICIENCY	1-3-33%	1-2-50%
GOAL TO GO EFFICIENCY	0-0-0%	1-1-100%
SAFETIES	0	0
FINAL SCORE	20	17
TIME OF POSSESSION	35:39	39:16

NEW YORK						
Rushing	Att.	Yds.	Avg.	Long	TD	
Martin	18	66	3.7	12	0	
Jordan	7	50	7.1	19	0	
Pennington	3	10	3.3	6	0	
Passing	Att.	Comp.	Yds.	S-L	TD	Lg. Int.
Pennington	33	23	279	2-9	2	47t 0
Receiving	No.	Yds.	Avg.	Long	TD	
McCareins	8	87	10.9	21	0	
Moss	4	100	25.0	47t	1	
Martin	4	47	11.8	23	0	
Jordan	3	18	6.0	13	0	
Baker	2	7	3.5	4	0	
Becht	1	13	13.0	13t	1	
Carter	1	7	7.0	7	0	
Interceptions	Att.	Yds.	Avg.	Long	TD	
Tongue	1	22	22.0	22	0	
Punting	No.	Yds.	Avg.	TB	I-20	Long
Gowin	5	199	39.8	1	2	47
Punt Returns	No.	Yds.	Avg.	FC	Long	TD
Moss	0	0	0.0	3	0	0
Kickoff Returns	Att.	Yds.	Avg.	Long	TD	
Cotchery	3	66	22.0	25	0	

CHARGERS						
Rushing	Att.	Yds.	Avg.	Long	TD	
Tomlinson	26	80	3.1	12	0	
Brees	5	17	3.4	7	0	
Neal	1	3	3.0	3	0	
Parker	1	0	0.0	0	0	
Passing	Att.	Comp.	Yds.	S-L	TD	Lg. Int.
Brees	42	31	319	2-11	2	44 1
Receiving	No.	Yds.	Avg.	Long	TD	
Parker	9	93	10.3	16	0	
Tomlinson	9	53	5.9	10	0	
Gates	6	89	14.8	44	1	
McCardell	4	50	12.5	26t	1	
Peele	3	34	11.3	20	0	
Interceptions	Att.	Yds.	Avg.	Long	TD	
None						
Punting	No.	Yds.	Avg.	TB	I-20	Long
Scifres	5	182	36.4	0	1	42
Punt Returns	No.	Yds.	Avg.	FC	Long	TD
Parker	2	11	5.5	2	14	0
Kickoff Returns	Att.	Yds.	Avg.	Long	TD	
Dwight	5	85	17.0	25	0	

New York Jets Chargers	OFFENSIVE STARTERS									
	WR McCareins Parker	LT Fabini Oben	LG Kendall Fontoti	LG Mawae Hardwick	RG Moore Goff	RT McKenzie Oliva	TE Becht Gates	WR Moss McCardell	QB Pennington Brees	FB Sowell Peele (TE)
New York Jets Chargers	DEFENSIVE STARTERS									
	DE Elis Cesaire	DT Robertson Williams	DE Ferguson Olshansky	LB Thomas (DE) Leber	LB Brown Edwards	LB Vilma Godfrey	LB Barton Foley	CB Barrett Jammer	CB Abraham Florence	SS Tongue Kiel

1995 AFC Wild Card Playoffs Indianapolis Colts 35, San Diego Chargers 20 Sunday, December 31, 1995 - Jack Murphy Stadium (San Diego, CA)

The Colts came to San Diego for a New Year's Eve showdown and knocked the defending AFC Champions out of the playoffs in the Wild Card round with a 35-20 win at Jack Murphy Stadium. The Chargers outgained Indianapolis in total yardage, 429 to 333, but the Colts chalked up 178 yards rushing, including 147 yards and two touchdowns by rookie running back **Zack Crockett**, on their way to the win. The game was a seesaw battle that included six lead changes, however

Indianapolis scored two touchdowns in the fourth quarter to seal the win. Chargers quarterback **Stan Humphries** finished the day with 292 yards passing and two touchdowns, but four interceptions proved costly in the defeat.

Score by Quarters	Q1	Q2	Q3	Q4	OT	PTS.
Indianapolis	0	14	7	14	0	35
Chargers	3	7	7	3	0	20

SD	1	9:28	Carney 28 yd field goal [9-30]
IND	2	14:03	Dilger 2 yd pass from Harbaugh (Blanchard kick) [8-27]
SD	2	5:48	Pupunu 6 yd pass from Humphries (Carney kick) [18-68]
IND	2	1:47	Crockett 33 yd run (Blanchard kick) [8-80]
SD	3	4:20	Jefferson 11 yd pass from Humphries (Carney kick) [12-90]
IND	3	:41	Dawkins 42 yd pass from Harbaugh (Blanchard kick) [7-81]
SD	4	11:53	Carney 30 yd field goal [8-55]
IND	4	11:28	Crockett 66 yd run (Blanchard kick) [1-66]
IND	4	6:55	Harbaugh 3 yd run (Blanchard kick) [6-23]
Attendance — 61,182			


Team Statistics	Indianapolis	Chargers
TOTAL FIRST DOWNS	19	27
Rushing	10	7
Passing	9	20
Penalty	0	0
THIRD DOWN EFFICIENCY	8-13-62%	10-17-59%
TOTAL NET YARDS	333	429
Total Plays	58	80
Avg. Per Play	5.7	5.4
NET YARDS RUSHING	178	145
Attempts	29	32
Avg. Per Rush	6.1	4.5
NET YARDS PASSING	155	284
Sacks-Lost	2-20	1-8
Gross Yds. Passing	175	292
ATT-COMP-INT.	27-16-1	47-23-4
Avg. Per Play	5.3	5.9

INDIANAPOLIS					
Rushing	Att.	Yds.	Avg.	Long	TD
Crockett	13	147	11.3	66t	2
Faulk	1	16	16.0	16	0
Harbaugh	5	10	2.0	7	1
Warren	10	5	0.5	4	0
Passing					
Harbaugh	Att.	Comp.	Yds.	S-L	TD
	27	16	175	2-20	2
Receiving					
Turner	5	64	21	0	0
Warren	4	45	17	0	0
Dawkins	2	49	42t	1	1
Crockett	2	10	6	0	0
Dilger	2	9	7	1	1
Humphrey	1	-2	-2	0	0
Interceptions					
Belsar	2	68	36	0	0
Grant	1	13	13	0	0
McElroy	1	0	0	0	0
Punting					
Gardocki	No.	Yds.	Avg.	TB	I-20
	5	187	37.4	1	2
Punt Returns					
Buchanan	No.	FC	Yds.	Long	TD
	2	0	52	46	0
Kickoff Returns					
Bailey	2	44	25	0	0
Warren	2	38	22	0	0
Humphrey	1	28	28	0	0

Team Statistics (cont.)	Indianapolis	Chargers
PUNTS - No.-Avg.	5-37.4	2-54.5
Blocked	0	0
TOTAL RETURN YARDS	243	133
No.-Yds. Punt Returns	2-52	0-0
No.-Yds. Kickoff Returns	5-110	6-133
No.-Yds. Int. Returns	4-81	1-0
PENALTIES - No.-Yds.	4-30	4-24
FUMBLES - No.-Lost	2-0	0-0
TOUCHDOWNS	5	2
Rushing	3	0
Passing	2	2
Returns	0	0
EXTRA POINTS M-A	5-5	2-2
FIELD GOALS M-A	0-0	2-2
FINAL SCORE	35	20
TIME OF POSSESSION	28:51	31:09

CHARGERS					
Rushing	Att.	Yds.	Avg.	Long	TD
Hayden	18	80	4.4	15	0
Humphries	4	32	8.0	17	0
Fletcher	3	23	7.7	20	0
Means	6	11	1.8	5	0
Harmon	1	-1	-1.0	-1	0
Passing					
Humphries	Att.	Comp.	Yds.	S-L	TD
	47	23	292	1-8	2
Receiving					
Harmon	No.	Yds.	Long	TD	
	10	133	24	0	
Martin	3	39	18	0	
Jefferson	3	33	12	1	
Pupunu	3	26	13	1	
Fletcher	2	42	26	0	
Seay	2	19	11	0	
Interceptions					
Seau	No.	Yds.	Long	TD	
	1	0	0	0	
Punting					
Bennett	No.	Yds.	Avg.	TB	I-20
	2	109	54.5	0	0
Punt Returns					
Coleman	No.	FC	Yds.	Long	TD
	0	2	0	0	0
Kickoff Returns					
Coleman	No.	Yds.	Long	TD	
	6	133	28	0	

Indianapolis Chargers	OFFENSIVE STARTERS										
	WR	LT	LG	C	RG	RT	TE	WR	QB	FB	RB
	Dawkins Jefferson	Wolford Swayne	Dixon Moten	Lowdermilk Hall	Staysniak Cocozzo	Mathews Parker	Dilger Young	Turner Martin	Harbaugh Humphries	Warren Pupunu	Faulk Hayden
Indianapolis Chargers	DEFENSIVE STARTERS										
	DE	DT	DT	DE	LB	LB	CB	CB	SS	FS	
	Whittington Mims	McCoy Lee	Siragusa Davis	Bennett O'Neal	Grant Bush	Herrod Gordon	Coyatt Seau	Buchanan Harper	Ambrose Clark	Tate Gayle	Belsar Orlando



Super Bowl XXIX

San Francisco 49ers 49, San Diego Chargers 26

Sunday, January 29, 1995 - Joe Robbie Stadium (Miami, FL)

The Chargers were no match for the high-powered San Francisco offense as the 49ers scored early and often en route to handing San Diego a 49-26 defeat. San Francisco quarterback **Steve Young** passed for four first-half touchdowns, including two to **Ricky Watters** and one each to **Jerry Rice** and **William Floyd** as the 49ers jumped out to a 28-10 lead at halftime. The barrage continued in the second half as Young connected with Rice for two more scores and Watters added a nine-yard touchdown run. Young finished with 325 yards and six touchdown passes while completing 24 of 36 attempts, and Rice caught 10 passes for 149 yards and three touchdowns. Young also added 49 yards on five rushes and was named the game's MVP. The Chargers' offense was forced to play catch-up most of the game, and as a result, quarterback **Stan Humphries** passed 49 times, completing 24 for 275 yards, one touchdown and two interceptions. Running back

Natrone Means became the youngest player in Super Bowl history to score a touchdown when the 22-year-old dived over the 49ers' defense for a one-yard scoring plunge in the first quarter. Chargers rookie **Andre Coleman** tied a Super Bowl record for the longest kickoff return when he went 98 yards for a touchdown in the third quarter. Following the kickoff return, Humphries passed to **Mark Seay** for the first two-point conversion in Super Bowl history. Following a 30-yard Humphries to **Tony Martin** touchdown pass late in the fourth quarter, Humphries completed his second two-point conversion of the game, this time to **Alfred Pupunu**. Linebackers **Dennis Gibson** and **Junior Seau** led the Chargers with 11 tackles a piece, and Seau added one sack. Defensive end **Raylee Johnson** paced the Chargers with two sacks.

Score by Quarters

Chargers	Q1	Q2	Q3	Q4	OT	PTS.
Chargers	7	3	8	8	0	26
San Francisco	14	14	14	7	0	49

SF	1	13:36	Rice 44 yd pass from Young (Brien kick) [3-59]
SF	1	10:05	Watters 51 yd pass from Young (Brien kick) [4-79]
SD	1	2:44	Means 1 yd run (Carney kick) [13-78]
SF	2	13:02	Floyd 5 yd pass from Young (Brien kick) [10-70]
SF	2	4:44	Watters 8 yd pass from Young (Brien kick) [9-49]
SD	2	1:44	Carney 31 yd field goal [8-62]
SF	3	9:35	Watters 9 yd run (Brien kick) [7-62]
SF	3	3:18	Rice 15 yd pass from Young (Brien kick) [10-67]
SD	3	3:01	Coleman 98 yd kickoff return (Seay pass from Humphries)
SF	4	13:49	Rice 7 yd pass from Young (Brien kick) [6-32]
SD	4	2:25	Martin 30 yd pass from Humphries (Pupunu pass from Humphries) [8-67]

Attendance — 74,107

Team Statistics

	Chargers	San Francisco
TOTAL FIRST DOWNS	20	28
Rushing	5	10
Passing	14	17
Penalty	1	1
THIRD DOWN EFFICIENCY	6-16-38%	7-13-54%
TOTAL NET YARDS	354	449
Total Plays	76	73
Avg. Per Play	4.7	6.2
NET YARDS RUSHING	67	133
Attempts	19	32
Avg. Per Rush	3.5	4.2
NET YARDS PASSING	287	316
Sacks-Lost	2-18	3-15
Gross Yds. Passing	305	331
ATT.-COMP.-INT.	55-27-3	38-25-0
Avg. Per Play	5.0	7.7

CHARGERS

	Att.	Yds.	Avg.	Long	TD
Rushing					
Means	13	33	2.5	11	1
Harmon	2	10	5.0	10	0
Jefferson	1	10	10.0	10	0
Gilbert	1	8	8.0	8	0
Bieniery	1	3	3.0	3	0
Humphries	1	3	3.0	3	0

	Att.	Comp.	Yds.	S-L	TD	Lg.	HI
Passing							
Humphries	49	24	275	2-18	1	33	2
Gilbert	6	3	30	0-0	0	20	1

	No.	Yds.	Long	TD
Receiving				
Harmon	8	68	20	0
Seay	7	75	22	0
Pupunu	4	48	23	0
Martin	3	59	30t	1
Jefferson	2	15	9	0
Bieniery	1	33	33	0
Means	1	4	4	0
Young	1	3	3	0

	No.	Yds.	Long	TD
Interceptions				
None				

	No.	Yds.	Avg.	TB	I-20	Long
Punting						
Wagner	4	195	48.8	0	0	55

	No.	FC	Yds.	Long	TD
Punt Returns					
Gordon	3	2	1	1	0

	No.	Yds.	Long	TD
Kickoff Returns				
Coleman	8	242	98t	1

Team Statistics (cont.)

	Chargers	San Francisco
PUNTS - No.-Avg.	4-48.8	5-39.8
Blocked	0	0
TOTAL RETURN YARDS	243	76
No.-Yds. Punt Returns	3-1	2-12
No.-Yds. Kickoff Returns	8-242	4-48
No.-Yds. Int. Returns	0-0	3-16
PENALTIES - No.-Yds.	6-63	3-18
FUMBLER - No.-Lost	1-0	2-0
TOUCHDOWNS	3	7
Rushing	1	1
Passing	1	6
Returns	1	0
EXTRA POINTS M-A	3-3	7-7
FIELD GOALS M-A	1-1	0-1
FINAL SCORE	26	49
TIME OF POSSESSION	28:29	31:31

SAN FRANCISCO

	Att.	Yds.	Avg.	Long	TD
Rushing					
Young	5	49	9.8	21	0
Watters	15	47	3.1	13	1
Floyd	9	32	3.6	6	0
Rice	1	10	10.0	10	0
Carter	2	-5	-2.5	1	0

	Att.	Comp.	Yds.	S-L	TD	Lg.	HI
Passing							
Young	36	24	325	3-15	6	51t	0
Musgrave	1	1	6	0-0	0	6	0
Grbac	1	0	0	0-0	0	0	0

	No.	Yds.	Long	TD
Receiving				
Rice	10	149	44t	3
Taylor	4	43	16	0
Floyd	4	26	9	1
Watters	3	61	51t	2
Jones	2	41	33	0
Popson	1	6	6	0
McCaffrey	1	5	5	0

	No.	Yds.	Long	TD
Interceptions				
Sanders	1	15	15	0
Cook	1	1	1	0
Davis	1	0	0	0

	No.	Yds.	Avg.	TB	I-20	Long
Punting						
Wilmsmeyer	5	199	39.8	0	2	46

	No.	FC	Yds.	Long	TD
Punt Returns					
Carter	2	0	12	11	0


	No.	Yds.	Long	TD
Kickoff Returns				
Carter	4	48	18	0

OFFENSIVE STARTERS

WR	LT	LG	C	RG	RT	TE	WR	QB	FB	RB	
Chargers San Francisco	Jefferson Taylor	Swayne Wallace	Davis Sepolu	Hall Oates	Cocozzo Desea	Brock Barton	Young Jones	Seay Rice	Humphries Young	Pupunu Floyd	Means Watters

DEFENSIVE STARTERS

DE	LB	LB	LB	CB	CB	SS	FS				
Chargers San Francisco	Davis Brown	Dee Young	DT Stubblefield	O'Neal Jackson	Griggs Woodall	Gibson Plummer	Seau Norton	Davis	Harper Sanders	Carrington McDonald	Richard Hanks



HISTORY

1994 AFC Championship Game

San Diego Chargers 17, Pittsburgh Steelers 13


Sunday, January 15, 1995 - Three Rivers Stadium (Pittsburgh, PA)

The Chargers advanced to the Super Bowl for the first time in franchise history with a stunning 17-13 upset victory over the heavily-favored Pittsburgh Steelers in Three Rivers Stadium. San Diego started the game slowly and Pittsburgh led the Bolts 10-3 at the end of the first half, while outgaining San Diego in total yardage, 229 to 46. The Steelers opened the scoring in the second half with a 23-yard **Gary Anderson** field goal to extend the lead to 13-3. Later in the quarter, **Stan Humphries** connected with **Al Pupunu** on a 43-yard touchdown strike to close the gap to 13-10. The score remained as such until late in the fourth quarter when Humphries threw another 43-yard touchdown

pass, this one to **Tony Martin**, and the Bolts claimed their first lead of the game at 17-13. Pittsburgh took the ensuing kickoff and drove to the Chargers' nine-yard line with two minutes left in the game, but San Diego's defense stopped the Steelers on downs, including a dramatic pass defended on fourth down by linebacker **Dennis Gibson**.

Score by Quarters	Q1	Q2	Q3	Q4	OT	PTS.
Chargers	0	3	7	7	0	17
Pittsburgh	7	3	3	0	0	13

PIT	1	7:28	Williams 16 yd pass from O'Donnell (Anderson kick) [13-67]
SD	2	3:41	Carney 20 yd field goal [6-77]
PIT	2	:09	Anderson 39 yd field goal [12-51]
PIT	3	10:37	Anderson 23 yd field goal [9-50]
SD	3	8:03	Pupunu 43 yd pass from Humphries (Carney kick) [5-64]
SD	4	5:13	Martin 43 yd pass from Humphries (Carney kick) [8-80]
Attendance - 61,545			



Team Statistics	Chargers	Pittsburgh
TOTAL FIRST DOWNS	13	22
Rushing	4	4
Passing	8	17
Penalty	1	1
THIRD DOWN EFFICIENCY	3-11-27%	11-20-55%
TOTAL NET YARDS	226	415
Total Plays	47	80
Avg. Per Play	4.8	5.2
NET YARDS RUSHING	66	66
Attempts	24	26
Avg. Per Rush	2.8	2.5
NET YARDS PASSING	160	349
Sacks-Lost	1-5	0-0
Gross Yds. Passing	165	349
ATT-COMP-INT.	22-11-1	54-32-0
Avg. Per Play	7.0	6.5

Team Statistics (cont.)	Chargers	Pittsburgh
PUNTS - No.-Avg.	5-38.4	5-44.4
Blocked	0	0
TOTAL RETURN YARDS	74	89
No.-Yds. Punt Returns	2-2	2-10
No.-Yds. Kickoff Returns	3-72	4-73
No.-Yds. Int. Returns	0-0	1-6
PENALTIES - No.-Yds.	3-15	8-111
FUMBLES - No.-Lost	0-0	3-1
TOUCHDOWNS	2	1
Rushing	0	0
Passing	2	1
Returns	0	0
EXTRA POINTS M-A	2-2	1-1
FIELD GOALS M-A	1-1	2-2
FINAL SCORE	17	13
TIME OF POSSESSION	22:47	37:13

CHARGERS						
Rushing	Att.	Yds.	Avg.	Long	TD	
Means	20	69	3.5	17	0	
Humphries	4	-3	-8	0	0	
Passing	Att.	Comp.	Yds.	S-L	TD	Lg.
Humphries	22	11	165	1-5	2	43t
Receiving	No.	Yds.	Long	TD		
Pupunu	4	76	43t	1		
Means	2	19	15	0		
Jefferson	2	16	11	0		
Martin	1	43	43t	1		
Mitchell	1	19	19	0		
Harmon	1	-8	-8	0		
Interceptions	No.	Yds.	Long	TD		
None						
Punting	No.	Yds.	Avg.	TB	I-20	Long
Wagner	5	192	38.4	0	1	45
Punt Returns	No.	FC	Yds.	Long	TD	
Gordon	2	0	2	6	0	
Kickoff Returns	No.	Yds.	Long	TD		
Coleman	2	49	32	0		
Harmon	1	23	23	0		

PITTSBURGH						
Rushing	Att.	Yds.	Avg.	Long	TD	
Foster	20	47	2.4	11	0	
Williams	3	16	5.3	11	0	
Morris	2	2	1.0	1	0	
O'Donnell	1	1	1.0	1	0	
Passing	Att.	Comp.	Yds.	S-L	TD	Lg.
O'Donnell	54	32	349	0-0	1	33
Receiving	No.	Yds.	Long	TD		
Mills	8	106	19	0		
Williams	7	45	16t	1		
Hastings	5	55	18	0		
Green	4	80	33	0		
Thigpen	3	35	21	0		
Foster	3	12	6	0		
Hayes	1	16	16	0		
Morris	1	0	0	0		
Interceptions	No.	Yds.	Long	TD		
Woodson	1	6	6	0		
Punting	No.	Yds.	Avg.	TB	I-20	Long
Royals	5	222	44.4	3	1	55
Punt Returns	No.	FC	Yds.	Long	TD	
Woodson	2	1	10	10	0	
Johnson	0	1	0	0	0	
Kickoff Returns	No.	Yds.	Long	TD		
Johnson	4	73	24	0		

OFFENSIVE STARTERS										
WR	LT	LG	C	RG	RT	TE	WR	QB	FB	RB
Chargers Jefferson Thigpen	Swayne Jackson	Davis Love	Hall Dawson	Cocozzo Strzelczyk	Brock Searcy	Young Green	Seay Mills	Humphries O'Donnell	Pupunu Williams	Means Foster

DEFENSIVE STARTERS											
DE	DT	DT	DE	LB	LB	LB	CB	CB	SS	FS	
Chargers Pittsburgh	Mims Buckner	Lee Steed	Davis Seals	O'Neal Greene	Griggs Kirkland	Gibson Brown	Seau Lloyd	Gordon Woodson	Harper Figures	Carrington Lake	Richard Perry




HISTORY

1994 AFC Divisional Playoffs San Diego Chargers 22, Miami Dolphins 21 Sunday, January 8, 1995 - Jack Murphy Stadium (San Diego, CA)

The Chargers advanced to the AFC Championship Game with a 22-21 victory over the Miami Dolphins in front of a San Diego-record home crowd of 63,381 fans. The win moved the Chargers to the AFC title round for only the third time in team history and the first time since 1982. **Dan Marino** threw three first-half touchdown passes and the Dolphins led 21-6 at the half. San Diego's offense came alive and dominated the third quarter. The Chargers took the opening drive of the second half and marched 15 plays to the Dolphins' one-yard line before **Reuben Davis** stopped **Bernie Parmalee** in the end zone for a safety to make the score 21-8. San Diego took the ensuing kick and **Natrone Means** finished a 54-yard drive with a 24-yard scoring run, breaking several tackles along the way and the Dolphin lead was trimmed to 21-

15. The teams traded possessions through the fourth quarter before **Stan Humphries** drove the team 61 yards in 10 plays and hit **Mark Seay** for the game-winning, eight-yard scoring pass. Trailing 22-21 with 35 seconds left in game, Marino moved the Dolphins to San Diego's 30-yard line and positioned **Pete Stoyanovich** for a 48-yard field goal attempt, which sailed wide right. San Diego dominated the game's time of possession, controlling the ball 39:20 compared to Miami's 20:40. The main factor was San Diego's running game, which rolled up 202 of the team's 466 total yards. Means rushed for a personal best 139 yards on 24 carries and scored one touchdown. Humphries completed 20 of 26 attempts in the second half.



Score by Quarters	Q1	Q2	Q3	Q4	OT	PTS.
Miami	7	14	0	0	0	21
Chargers	0	6	9	7	0	22

MIA	1	2:24	Jackson 8 yd pass from Marino [Stoyanovich kick] [9-79]
SD	2	10:36	Carney 20 yd field goal [15-72]
MIA	2	7:21	Jackson 9 yd pass from Marino [Stoyanovich kick] [6-52]
SD	2	2:47	Carney 21 yd field goal [9-70]
MIA	2	-27	Williams 16 yd pass from Marino [Stoyanovich kick] [9-70]
SD	3	6:54	Parmalee tackled by R. Davis for a Safety
SD	3	2:42	Means 24 yd run [Carney kick] [8-54]
SD	4	:35	Seay 8 yd pass from Humphries [Carney kick] [10-61]
Attendance - 63,381			

Team Statistics	Miami	Chargers
TOTAL FIRST DOWNS	17	28
Rushing	12	12
Passing	12	15
Penalty	3	1
THIRD DOWN EFFICIENCY	5-10-50%	9-17-53%
TOTAL NET YARDS	282	466
Total Plays	47	85
Avg. Per Play	6.0	5.5
NET YARDS RUSHING	26	202
Attempts	8	40
Avg. Per Rush	3.3	5.1
NET YARDS PASSING	256	264
Sacks-Lost	1-6	2-12
Gross Yds. Passing	262	276
ATT-COMP-INT.	38-24-0	43-28-2
Avg. Per Play	6.6	5.9

Team Statistics (cont.)	Miami	Chargers
PUNTS - No-Avg.	5-45.2	2-43.5
Blocked	0	0
TOTAL RETURN YARDS	140	102
No.-Yds. Punt Returns	1-14	2-14
No.-Yds. Kickoff Returns	5-112	5-88
No.-Yds. Int. Returns	2-14	0-0
PENALTIES - No.-Yds.	7-47	5-67
FUMBLES - No.-Lost	1-0	2-1
TOUCHDOWNS	3	2
Rushing	0	1
Passing	3	1
Returns	0	0
EXTRA POINTS M-A	3-3	2-2
FIELD GOALS M-A	0-1	2-2
FINAL SCORE	21	22
TIME OF POSSESSION	20:40	39:20

	MIAMI				
	Att.	Yds.	Avg.	Long	TD
Rushing					
Parmalee	7	16	2.3	13	0
Craver	1	10	10.0	10	0

	CHARGERS				
	Att.	Yds.	Avg.	Long	TD
Rushing					
Means	24	139	5.8	24	1
Bieniemy	4	33	8.3	17	0
Culver	6	14	2.3	6	0
Harmon	3	12	4.0	6	0
Jefferson	1	3	3.0	3	0
Humphries	2	1	0.5	2	0

	Att.	Comp.	Yds.	S-L	TD	Lg.	HI
Passing							
Marino	38	24	262	1-6	3	31	0

	Att.	Comp.	Yds.	S-L	TD	Lg.	HI
Passing							
Humphries	43	28	276	2-12	1	18	2

	No.	Yds.	Long	TD
Receiving				
Jackson	8	109	31	2
Fyfar	5	70	24	0
McDuffie	5	46	13	0
Craver	2	8	5	0
Parmalee	2	8	5	0
Williams	1	16	16	1
Saxon	1	5	5	0

	No.	Yds.	Long	TD
Receiving				
Harmon	7	57	15	0
Seay	6	61	15	1
Martin	5	62	15	0
Jefferson	3	44	16	0
Means	3	16	6	0
Culver	2	23	18	0
Pupunu	2	13	13	0

	No.	Yds.	Long	TD
Interceptions				
Smith	1	14	14	0
Stewart	1	0	0	0

	No.	Yds.	Long	TD
Interceptions				
None				

	No.	Yds.	Avg.	TB	I-20	Long
Punting						
Kidd	5	226	45.2	2	2	59

	No.	Yds.	Avg.	TB	I-20	Long
Punting						
Wagner	2	87	43.5	0	1	51

	No.	FC	Yds.	Long	TD
Punt Returns					
McDuffie	1	1	14	14	0

	No.	FC	Yds.	Long	TD
Punt Returns					
Coleman	1	0	14	14	0
Gordon	1	1	0	0	0

	No.	Yds.	Long	TD
Kickoff Returns				
McDuffie	3	87	42	0
Spikes	1	18	18	0
Williams	1	7	7	0

	No.	Yds.	Long	TD
Kickoff Returns				
Coleman	3	57	21	0
Harmon	1	18	18	0
Bieniemy	1	13	13	0

OFFENSIVE STARTERS

Miami	WR Fyfar	LT Webb	LG Sims	C Dellenbach	RG Weidner	RT Heller	TE Jackson	WR McDuffie	QB Marino	FB Saxon	RB Parmalee
Chargers	Jefferson	Swayne	Davis	Hall	Cocozzo	Brook	Young	Seay	Humphries	Pupunu	Means

DEFENSIVE STARTERS

Miami	DE Cross	DT Bowers	DT Klingbell	DE Coleman	LB Beavers	LB Cox	LB Solomon	CB Vincent	CB Brown	SS Stewart	FS Atkins
Chargers	Mims	Lee	Davis	O'Neal	Griggs	Gibson	Seau	Gordon	Harper	Carrington	Richard

1992 AFC Divisional Playoffs

Miami Dolphins 31, San Diego Chargers 0

Sunday, January 10, 1993 - Joe Robbie Stadium (Miami, FL)

The Chargers history-making season ended with a 31-0 loss to the Miami Dolphins in Joe Robbie Stadium. Intermittent downpours and a soggy field slowed both teams early as each squad was forced to punt on their first four series. The second quarter proved disastrous for San Diego. Stan Humphries was intercepted three times with each leading to a Dolphins touchdown and a 21-0 halftime lead for Miami. San Diego also suffered a fumbled snap on a punt attempt in the period. The Chargers could not get on track in the second half either, as Miami chalked up 10 more points and forced two more San Diego turnovers. The Chargers' defense was on the field most of the game (37:08).

Junior Seau recorded a personal-best 19 tackles in the game. The Dolphins special teams put the Chargers in poor field position on several occasions, including punts, which pinned San Diego's offense back on its own five-, six-, four- and 15-yard lines.

Score by Quarters		Q1	Q2	Q3	Q4	OT	PTS.
Chargers		0	0	0	0	0	0
Miami		0	21	0	10	0	31

MIA	2	6:30	Paige 1 yd pass from Marino [Stoyanovich kick] [9-48]				
MIA	2	1:46	Jackson 9 yd pass from Marino [Stoyanovich kick] [2-37]				
MIA	2	:27	Jackson 30 yd pass from Marino [Stoyanovich kick] [4-42]				
MIA	4	14:03	Stoyanovich 22 yd field goal [12-60]				
MIA	4	8:19	Craver 25 yd run [Stoyanovich kick] [6-53]				
Attendance — 72,625							



Team Statistics		Chargers		Miami	
TOTAL FIRST DOWNS					
Rushing		10		18	
Passing		3		9	
Penalty		7		9	
		0		0	
THIRD DOWN EFFICIENCY					
		3-15-20%		7-17-41%	
TOTAL NET YARDS					
Total Plays		62		324	
Avg. Per Play		2.2		6.9	
NET YARDS RUSHING					
Attempts		3.3		4.7	
Avg. Per Rush		70		157	
		16		40	
		4.4		3.9	
NET YARDS PASSING					
Sacks-Lost		132		167	
Gross Yds. Passing		1-8		0-0	
ATT.-COMP.-INT.		45-18-4		29-17-0	
Avg. Per Play		2.9		5.8	

Team Statistics (cont.)		Chargers		Miami	
PUNTS - No.-Avg.					
		7-46.3		8-41.0	
Blocked		0		0	
TOTAL RETURN YARDS					
No.-Yds. Punt Returns		143		93	
No.-Yds. Kickoff Returns		1-7		5-45	
No.-Yds. Int. Returns		6-136		1-18	
		0-0		4-30	
PENALTIES - No.-Yds.					
		4-39		0-0	
FUMBLES - No.-Lost					
		3-1		3-1	
TOUCHDOWNS					
		0		4	
Rushing		0		1	
Passing		0		3	
Returns		0		0	
EXTRA POINTS M-A					
		0-0		4-4	
FIELD GOALS M-A					
		0-0		1-1	
FINAL SCORE					
				31	
TIME OF POSSESSION					
		22:52		37:08	

CHARGERS						
Rushing						
	Att.	Yds.	Avg.	Long	TD	
Bieniemy	4	26	6.5	14	0	
Butts	7	25	3.6	10	0	
Humphries	1	10	10.0	10	0	
Harmon	4	9	2.3	4	0	
Passing						
	Att.	Comp.	Yds.	S-L	TD	Lg. HI
Humphries	44	18	140	1-8	0	18 4
Kidd	1	0	0	0-0	0	0 0
Receiving						
	No.	Yds.	Long	TD		
Harmon	9	73	18	0		
Walker	3	33	14	0		
Lewis	2	12	6	0		
A. Miller	2	12	6	0		
Jefferson	1	10	10	0		
Butts	1	0	0	0		
Interceptions						
	No.	Yds.	Long	TD		
None						
Punting						
	No.	Yds.	Avg.	TB	I-20	Long
Kidd	7	324	46.3	2	0	55
Punt Returns						
	No.	FC	Yds.	Long	TD	
Lewis	1	2	7	7	0	
Kickoff Returns						
	No.	Yds.	Long	TD		
Lewis	4	111	38	0		
Bieniemy	1	14	14	0		
Pupunu	1	11	11	0		

MIAMI						
Rushing						
	Att.	Yds.	Avg.	Long	TD	
Craver	8	72	9.0	25	1	
Humphrey	23	71	3.1	15	0	
Parmalee	5	18	3.6	6	0	
Clayton	1	0	0.0	0	0	
Mitchell	1	-1	-1.0	-1	0	
Saxon	2	-3	-1.5	0	0	
Passing						
	Att.	Comp.	Yds.	S-L	TD	Lg. HI
Marino	29	17	167	0-0	3	30 0
Receiving						
	No.	Yds.	Long	TD		
Paige	5	14	4	1		
Jackson	4	53	30	2		
Humphrey	4	30	20	0		
Duper	3	57	28	0		
Craver	1	13	13	0		
Interceptions						
	No.	Yds.	Long	TD		
Vincent	2	2	2	0		
Oliver	1	21	21	0		
Cox	1	7	7	0		
Punting						
	No.	Yds.	Avg.	TB	I-20	Long
Roby	8	328	41.0	1	4	51
Punt Returns						
	No.	FC	Yds.	Long	TD	
Miller	5	0	45	12	0	
Kickoff Returns						
	No.	Yds.	Long	TD		
Craver	1	18	18	0		

OFFENSIVE STARTERS											
Chargers	WR Miller	LT Duper	LG Moten	C Uhlenhake	RG Richards	RT Thompson	TE Young	WR Lewis	QB Humphries	FB Walker	RB Butts
Miami	Duper	Webb	Sims	Huhlenhake	Galbreath	Dennis	Jackson	Clayton	Marino	Paige	Humphrey

DEFENSIVE STARTERS											
Chargers	DE Grossman	DT Lee	DT Wintner	DE O'Neal	LB Rolling	LB Plummer	LB Seau	CB Byrd	CB Blaylock	SS Fields	FS Richard
Miami	Cross	Klingball	Coleman	Griggs	Grimsley	Hollier	Cox	Vincent	Brown	Williams	Oliver




HISTORY



1992 AFC Wild Card Playoffs San Diego Chargers 17, Kansas City Chiefs 0 Saturday, January 2, 1993 - Jack Murphy Stadium (San Diego, CA)

San Diego defeated the Kansas City Chiefs, 17-0, in the AFC Wild Card playoffs in San Diego's Jack Murphy Stadium. It marked the first shutout in the history of Wild Card games. It was also the first shutout by the Chargers over Kansas City and the first time the Chiefs were shut out in a non-strike game since 1985. The two defensive powerhouses battled to a scoreless half. The Chargers gained 130 total yards to the Chiefs' 122 yards in the half, but were sacked four times for 47 yards in losses. San Diego scored first when **Marion Butts** dashed up the middle a career-long 54 yards for a touchdown. On the Chiefs' first play of their next possession, a tipped pass by **Blaise Winter** was intercepted by **Leslie O'Neal** to set up a 34-yard **John Carney** field goal. Up 10-0 in the fourth quarter, the Chargers put together an 11-play, 91-yard drive and culminated the series with a five-yard scoring plunge by

Steve Hendrickson. The Chargers gained 192 yards on the ground, the second-most productive effort of the 1992 season. The defense harassed the Chiefs' passing game causing two interceptions and sacking **Dave Krieg** seven times to tie a season high. **Burt Grossman** had two-and-a-half sacks and O'Neal and **Shawn Lee** each had two.



Score by Quarters	Q1	Q2	Q3	Q4	OT	PTS.
Kansas City	0	0	0	0	0	0
Chargers	0	0	10	7	0	17

SD	3	5:53	Butts 54 yd run (Carney kick) [4-74]			
SD	3	3:33	Carney 34 yd field goal [4-9]			
SD	4	4:57	Hendrickson 5 yd run (Carney kick) [11-91]			

Attendance — 60,681

Team Statistics	Kansas City	Chargers
TOTAL FIRST DOWNS	17	18
Rushing	5	8
Passing	10	7
Penalty	2	3
THIRD DOWN EFFICIENCY	4-14-29%	5-13-39%
TOTAL NET YARDS	251	342
Total Plays	60	63
Avg. Per Play	4.2	5.4
NET YARDS RUSHING	61	192
Attempts	19	35
Avg. Per Rush	3.2	5.5
NET YARDS PASSING	190	150
Sacks-Lost	7-43	5-49
Gross Yds. Passing	233	199
ATT.-COMP.-INT.	34-16-2	23-14-0
Avg. Per Play	4.6	5.4

Team Statistics (cont.)	Kansas City	Chargers
PUNTS - No.-Avg.	8-45.0	6-44.2
Blocked	0	0
TOTAL RETURN YARDS	72	78
No.-Yds. Punt Returns	2-5	4-35
No.-Yds. Kickoff Returns	1-5	0-0
No.-Yds. Int. Returns	0-0	2-43
PENALTIES - No.-Yds.	7-62	5-44
FUMBLES - No.-Lost	2-1	2-1
TOUCHDOWNS	0	2
Rushing	0	2
Passing	0	0
Returns	0	0
EXTRA POINTS M-A	0-0	2-2
FIELD GOALS M-A	0-0	1-2
FINAL SCORE	0	17
TIME OF POSSESSION	30:14	29:46

KANSAS CITY						
Rushing	Att.	Yds.	Avg.	Long	TD	
Williams	12	35	2.9	8	0	
McNair	3	18	6.0	6	0	
Krieg	2	4	2.0	3	0	
Word	2	4	2.0	3	0	

Passing	Att.	Comp.	Yds.	S-L	TD	Lg.	HI
Krieg	34	16	233	7-43	0	28	2

Receiving	No.	Yds.	Long	TD
Birden	4	78	24	0
McNair	4	35	13	0
Davis	3	30	13	0
Hargain	2	46	24	0
M. Smith	1	28	28	0
Williams	1	11	11	0
Cash	1	5	5	0

Interceptions	No.	Yds.	Long	TD
None				

Punting	No.	Yds.	Avg.	TB	I-20	Long
Barker	8	360	45.0	0	4	54

Punt Returns	No.	FC	Yds.	Long	TD
Carter	1	1	1	1	0
Mincy	1	1	4	4	0

Kickoff Returns	No.	Yds.	Long	TD
Carter	1	5	5	0

CHARGERS						
Rushing	Att.	Yds.	Avg.	Long	TD	
Butts	15	119	7.9	54t	1	
Biemiemy	13	38	2.9	6	0	
Harmon	4	27	6.8	10	0	
Hendrickson	1	5	5.0	5t	1	
Bernstine	1	3	3.0	3	0	
Humphries	1	0	0.0	0	0	

Passing	Att.	Comp.	Yds.	S-L	TD	Lg.	HI
Humphries	23	14	199	5-49	0	44	0

Receiving	No.	Yds.	Long	TD
Harmon	4	21	9	0
Walker	3	60	33	0
Miller	2	58	44	0
Butts	2	17	9	0
Lewis	1	39	39	0
Brennan	1	8	8	0
Biemiemy	1	-4	-4	0

Interceptions	No.	Yds.	Long	TD
Carrington	1	40	40	0
O'Neal	1	3	3	0

Punting	No.	Yds.	Avg.	TB	I-20	Long
Kidd	6	265	44.2	0	5	53

Punt Returns	No.	FC	Yds.	Long	TD
Byrd	0	3	0	0	0
Lewis	4	0	35	14	0

Kickoff Returns	No.	Yds.	Long	TD
None				

OFFENSIVE STARTERS											
	WR	LT	LG	C	RG	RT	TE	WR	QB	FB	RB
Kansas City	Birden	Alt	Scott	Baab	Lutz	Baldinger	H Hayes	Davis	Krieg	Williams	McNair
Chargers	Phillips	Swayne	Moten	Hall	Richards	Thompson	Young	Lewis	Humphries	Walker	Butts

DEFENSIVE STARTERS											
	DE	DT	DT	DE	LB	LB	LB	CB	CB	SS	FS
Kansas City	Smith	Phillips	Saleaumua	Griffin	Martin	Simien	Thomas	Lewis	Ross	Bayless	Mincy
Chargers	Grossman	Lee	Winter	O'Neal	Rolling	Plummer	Seau	Byrd	Blaylock	Fields	Richard

SPORTS HISTORY makes Point

1982 AFC Divisional Playoffs Miami Dolphins 34, San Diego Chargers 13 Sunday, January 16, 1983 - Orange Bowl (Miami, FL)

San Diego and Miami met for the second-straight year in the playoffs with the Dolphins turning the outcome around, winning 34-13. The game matched San Diego, with the league's top offense averaging 450.4 yards a game, versus Miami and the NFL's top defense, allowing 256.9 yards a game. Miami took a 24-0 lead in the second quarter as San Diego did the year before in the first quarter. San Diego tightened

the score on a 28-yard touchdown pass from **Dan Fouts** to **Charlie Joiner** and a one-yard touchdown run by **Chuck Muncie**, but it wasn't enough as the Dolphins marched on to victory.

Score by Quarters	Q1	Q2	Q3	Q4	OT	PTS.
Chargers	0	13	0	0	0	13
Miami	7	20	0	7	0	34

MIA	1	6:52	Moore 3y pass from Woodley (Von Schamann kick) [5-26]			
MIA	2	1:28	Franklin 3y run (Von Schamann kick) [13-89]			
MIA	2	4:31	Lee 6y pass from Woodley (Von Schamann kick) [7-23]			
MIA	2	7:15	Von Schamann 24 yd field goal [7-30]			
SD	2	11:14	Joiner 28 yd pass from Fouts (kick failed) [3-28]			
MIA	2	13:55	Von Schamann 23 yd field goal [7-70]			
SD	2	14:38	Muncie 1 yd run (Benirschke kick) [5-76]			
MIA	4	:42	Woodley 7 yd run (Von Schamann kick) [8-62]			
Attendance — 71,383						

Team Statistics	Chargers	Miami
TOTAL FIRST DOWNS	17	29
Rushing	5	15
Passing	9	11
Penalty	3	3
THIRD DOWN EFFICIENCY	4-11-37%	7-14-50%
TOTAL NET YARDS	241	413
Total Plays	54	80
Avg. Per Play	4.5	5.2
NET YARDS RUSHING	73	214
Attempts	17	56
Avg. Per Rush	4.3	3.8
NET YARDS PASSING	168	199
Sacks-Lost	3-23	1-16
Gross Yds. Passing	191	215
ATT.-COMP.-INT.	34-15-5	23-18-1
Avg. Per Play	4.5	8.3

CHARGERS

Rushing	Att.	Yds.	Avg.	Long	TD
Muncie	12	56	4.7	16	1
Brooks	3	9	3.0	5	0
Cappelletti	1	5	5.0	5	0
Fouts	1	3	3.0	3	0

Passing	Att.	Comp.	Yds.	S-L	TD	Lg.	HI
Fouts	34	15	191	3-23	1	28	5

Receiving	No.	Yds.	Long	TD
Muncie	6	53	18	0
Chandler	2	38	22	0
Brooks	2	25	14	0
Sievers	2	21	16	0
Joiner	1	28	28t	1
Winslow	1	18	18	0
Holohan	1	8	8	0

Interceptions	No.	Yds.	Long	TD
Fox	1	18	18	0

Punting	No.	Yds.	Avg.	TB	I-20	Long
Buford	4	165	41.3	1	2	50

Punt Returns	No.	FC	Yds.	Long	TD
Brooks	3	0	16	10	0

Kickoff Returns	No.	Yds.	Long	TD
Brooks	5	78	24	0
Sievers	1	15	15	0
Bauer	1	0	0	0

OFFENSIVE STARTERS

WR	LT	LG	C	RG	RT	TE	WR	QB	FB	RB
Chargers	Joiner	Shields	Wilkinson	Macek	White	Washington	Chandler	Fouts	Sievers	Muncie
Miami	Harris	Giesler	Keuchenberg	Stephenson	Toews	Laakso	Cefalo	Woodley	Nathan	Hardy

DEFENSIVE STARTERS

DE	DT	DT	DE	LB	LB	CB	CB	SS	FS
Chargers	Jones	Johnson	Ferguson	Lowe	Thrift	Lewis	Allen	Laird	Fox
Miami	Bokamper	Baumhower	Brudzinski	Duhe	Rhone	Gordon	McNeal	G. Blackwood	L. Blackwood



HISTORY

1982 AFC Wild Card Playoffs

San Diego Chargers 31, Pittsburgh Steelers 28

Sunday, January 9, 1983 - Three Rivers Stadium (Pittsburgh, PA)

The Chargers, the fifth-seeded AFC team in the Super Bowl Tournament, played the opening round of the playoffs on the road for the first time, facing the AFC's fourth-seeded team, Pittsburgh. Trailing 14-3 with 4:54 remaining in the first quarter, the Chargers took a 17-14 lead into the locker room at halftime on the strength of an 18-yard **James Brooks** touchdown run and a 10-yard scoring pass from **Dan Fouts** to **Eric Sievers**. With 14:10 remaining in the game, Fouts threw an eight-yard touchdown strike on fourth down to **Kellen Winslow** to move San Diego within four points at 28-24. With 3:59 left to play, San Diego mounted its winning drive, an eight-play, 64-yard march that climaxed

when Fouts hit Winslow on a screen pass that Winslow carried 12 yards to victory. The workhorse of the Chargers' offense was **Chuck Muncie**, who gained 126 yards on 25 attempts. It was Muncie's third-straight 100 yard performance and second-straight against the league's number one rated run defense. Fouts threw for 333 yards against the Steelers, his fifth career 300-yard effort in the playoffs.



Score by Quarters	Q1	Q2	Q3	Q4	OT	PTS.
Chargers	3	14	0	14	0	31
Pittsburgh	14	0	7	7	0	28

PIT 1 :12 Ruff recovers Brooks fumble of kickoff in end zone (Anderson kick)
 SD 1 4:50 Benirschke 25 yd field goal [11-91]
 PIT 1 10:06 Bradshaw 1 yd run (Anderson kick) [9-71]
 SD 2 :06 Brooks 18 yd run (Benirschke kick) [11-80]
 SD 2 14:32 Sievers 10 yd pass from Fouts (Benirschke kick) [7-64]
 PIT 3 4:48 Cunningham 2 yd pass from Bradshaw (Anderson kick) [8-74]
 PIT 4 :50 Stallworth 9 yd pass from Bradshaw (Anderson kick) [10-86]
 SD 4 6:18 Winslow 8 yd pass from Fouts (Benirschke kick) [5-29]
 SD 4 14:00 Winslow 2 yd pass from Fouts (Benirschke kick) [8-64]
 Attendance — 53,546

Team Statistics	Chargers	Pittsburgh
TOTAL FIRST DOWNS	29	26
Rushing	6	6
Passing	19	19
Penalty	4	1
THIRD DOWN EFFICIENCY	9-14-64%	6-12-50%
TOTAL NET YARDS	479	422
Total Plays	71	62
Avg. Per Play	6.7	6.8
NET YARDS RUSHING	146	97
Attempts	29	23
Avg. Per Rush	5.0	4.2
NET YARDS PASSING	333	325
Sacks-Lost	0-0	0-0
Gross Yds. Passing	333	325
ATT-COMP-INT	42-21-0	39-28-2
Avg. Per Play	7.9	8.3

Team Statistics (cont.)	Chargers	Pittsburgh
PUNTS - No.-Avg.	1-48.0	2-32.5
Blocked	0	0
TOTAL RETURN YARDS	79	102
No.-Yds. Punt Returns	0-0	1-12
No.-Yds. Kickoff Returns	3-36	5-90
No.-Yds. Int. Returns	2-43	0-0
PENALTIES - No.-Yds.	6-51	6-54
FUMBLES - No.-Lost	3-2	1-0
TOUCHDOWNS	4	4
Rushing	1	1
Passing	3	2
Returns	0	1
EXTRA POINTS M-A	4-4	4-4
FIELD GOALS M-A	1-1	0-0
FINAL SCORE	31-28	28-37
TIME OF POSSESSION	30:23	29:37

CHARGERS						
Rushing	Att.	Yds.	Avg.	Long	TD	
Muncie	25	126	5.0	17	0	
Brooks	5	20	6.7	18t	1	
Cappelletti	1	0	0.0	0	0	
Passing	Att.	Comp.	Yds.	S-L	TD	Lg.
Fouts	42	27	333	0-0	3	33
Receiving	No.	Yds.	Long	TD		
Chandler	9	124	33	0		
Winslow	7	102	30	2		
Joiner	5	68	16	0		
Sievers	2	17	10t	1		
Muncie	1	12	12	0		
Fitzkee	1	8	8	0		
Brooks	1	4	4	0		
Cappelletti	1	-2	-2	0		
Interceptions	No.	Yds.	Long	TD		
Laird	1	35	35	0		
Allen	1	8	8	0		
Punting	No.	Yds.	Avg.	TB	I-20	Long
Buford	1	48	48.0	0	0	48
Punt Returns	No.	FC	Yds.	Long	TD	
Brooks	0	1	0	0	0	
Kickoff Returns	No.	Yds.	Long	TD		
Brooks	3	36	36	0		

CINCINNATI						
Rushing	Att.	Yds.	Avg.	Long	TD	
Harris	10	35	3.5	7	0	
Pollard	9	47	5.2	18	0	
Hawthorne	2	3	1.5	2	0	
Bradshaw	2	12	6.0	11	1	
Passing	Att.	Comp.	Yds.	S-L	TD	Lg.
Bradshaw	39	28	325	0-0	2	40
Receiving	No.	Yds.	Long	TD		
Harris	11	71	17	0		
Stallworth	8	116	22	1		
Cunningham	5	55	16	1		
Pollard	2	29	20	0		
Smith	1	40	40	0		
Swann	1	14	14	0		
Interceptions	No.	Yds.	Long	TD		
None						
Punting	No.	Yds.	Avg.	TB	I-20	Long
Goodson	2	65	32.5	0	1	45
Punt Returns	No.	FC	Yds.	Long	TD	
Woods	1	0	12	12	0	
Kickoff Returns	No.	Yds.	Long	TD		
Abercrombie	4	72	24	0		
Pollard	1	18	18	0		

OFFENSIVE STARTERS											
WR	LT	LG	C	RG	RT	TE	WR	QB	FB	RB	
Chargers Joiner	Shields	Wilkinson	Macek	White	Washington	Winslow	Chandler	Fouts	Cappelletti	Muncie	
Pittsburgh Stallworth	Pinney	Wolfley	Weber	Courseon	Brown	Cunningham	Swann	Bradshaw	Pollard	Harris	
DEFENSIVE STARTERS											
DE	DT	DT	DE	LB	LB	CB	CB	SS	FS		
Chargers Jones	Johnson	Kelcher	Ferguson	Lowe	Thrift	Williams	Allen	Laird	Fox		
Pittsburgh Goodman	Dunn	Nelson	Ham	Lambert	Toews	Woodruff	Blount	Shell	Johnson		


1981 AFC Championship Game

Cincinnati Bengals 27, San Diego Chargers 7

Sunday, January 10, 1982 - Riverfront Stadium (Cincinnati, OH)

The Chargers lost to Cincinnati in the AFC Championship game on the coldest day in NFL history. Temperature in Cincinnati dipped to nine-degrees-below-zero with the wind chill factor measuring 59-below zero. Cincinnati won the coin toss and elected to kick off, forcing San Diego to go into the wind in the first quarter. The Bengals moved ahead 10-0 before the teams switched directions in the second period and the Chargers scored on their first possession on a 33-yard screen pass from **Dan Fouts** to **Kellen Winslow**, and Cincinnati led 17-7 at half-time. The Chargers were the statistical leaders in the first half, but three turnovers within the Bengals' 33-yard line proved the difference. San

Diego turned the ball over to start the third quarter leading to another Cincinnati score, and a three-yard touchdown pass from **Ken Anderson** to **Don Bass** culminated an 8:08 drive in the final period to clinch the Bengals victory. **Wes Chandler** led all receivers with six catches for 79 yards and **Chuck Muncie** led all rushers with 23 carries and 94 yards.



Score by Quarters	Q1	Q2	Q3	Q4	OT	PTS.
Chargers	0	7	0	0	0	7
Cincinnati	10	7	3	7	0	27

CIN	1	6:55	Breech 31 yd field goal [10-51]
CIN	1	7:54	Harris 8 yd pass from Anderson (Breech kick) [2-12]
SD	2	1:26	Winslow 33 yard pass from Fouts (Benarisckhe kick) [6-55]
CIN	2	5:03	Johnson 1 yd run (Breech kick) [7-55]
CIN	3	7:13	Breech 38 yd field goal [8-39]
CIN	4	8:08	Bass 3 yd pass from Anderson (Breech kick) [14-68]

Attendance — 46,302

Team Statistics	Chargers	Cincinnati
TOTAL FIRST DOWNS	18	19
Rushing	11	8
Passing	7	11
Penalty	0	0
THIRD DOWN EFFICIENCY	5-12-42%	5-11-46%
TOTAL NET YARDS	301	318
Total Plays	61	59
Avg. Per Play	4.9	5.4
NET YARDS RUSHING	128	143
Attempts	31	36
Avg. Per Rush	4.1	3.9
NET YARDS PASSING	173	175
Sacks-Lost	2-12	0-0
Gross Yds. Passing	185	175
ATT-COMP-INT.	28-15-2	23-15-0
Avg. Per Play	5.8	7.6

Team Statistics (cont.)	Chargers	Cincinnati
PUNTS - No.-Avg.	2-29.5	3-30.6
Blocked	0	0
TOTAL RETURN YARDS	139	64
No.-Yds. Punt Returns	1-7	0-0
No.-Yds. Kickoff Returns	7-132	1-40
No.-Yds. Int. Returns	0-0	2-24
PENALTIES - No.-Yds.	2-15	3-25
FUMBLES - No.-Lost	4-2	3-1
TOUCHDOWNS	1	3
Rushing	0	1
Passing	3	2
Returns	0	0
EXTRA POINTS M-A	1-1	3-3
FIELD GOALS M-A	0-2	2-2
FINAL SCORE	7	27
TIME OF POSSESSION	29:42	30:18

CHARGERS						
Rushing	Att.	Yds.	Avg.	Long	TD	
Muncie	23	94	4.1	11	0	
Brooks	6	23	3.8	9	0	
Fouts	1	6	6.0	6	0	
Cappelletti	1	5	5.0	5	0	
Passing	Att.	Comp.	Yds.	S-L	TD	Lg.
Fouts	28	15	185	2-12	1	33t
Receiving	No.	Yds.	Long	TD		
Chandler	6	79	25	0		
Winslow	3	47	33t	1		
Joiner	3	41	21	0		
Brooks	2	5	4	0		
Sievers	1	13	13	0		
Interceptions	No.	Yds.	Long	TD		
None						
Punting	No.	Yds.	Avg.	TB	I-20	Long
Roberts	2	59	29.5	0	0	32
Punt Returns	No.	FC	Yds.	Long	TD	
Chandler	1	0	7	0	0	
Kickoff Returns	No.	Yds.	Long	TD		
Brooks	4	87	36	0		
Beaudoin	2	38	19	0		
Shaw	1	7	7	0		

CINCINNATI						
Rushing	Att.	Yds.	Avg.	Long	TD	
Johnson	21	80	3.8	11	1	
Anderson	5	39	7.8	13	0	
Alexander	9	22	2.4	4	0	
Collinsworth	1	2	2.0	2	0	
Passing	Att.	Comp.	Yds.	S-L	TD	Lg.
Anderson	22	14	161	0-0	2	19
Thompson	1	1	14	0-0	0	14
Receiving	No.	Yds.	Long	TD		
Ross	5	69	19	0		
Alexander	3	25	16	0		
Collinsworth	2	28	16	0		
Curtis	2	28	15	0		
Johnson	1	14	14	0		
Harris	1	8	8t	1		
Bass	1	3	3t	1		
Interceptions	No.	Yds.	Long	TD		
Kemp	1	24	24	0		
Breeden	1	0	0	0		
Punting	No.	Yds.	Avg.	TB	I-20	Long
McInally	3	92	30.6	0	0	35
Punt Returns	No.	FC	Yds.	Long	TD	
None						
Kickoff Returns	No.	Yds.	Long	TD		
Verser	1	40	40	0		

OFFENSIVE STARTERS									
Chargers	WR	LT	LG	C	RG	RT	TE	WR	QB
	Joiner	Shields	Wilkinson	Macek	White	Washington	Winslow	Chandler	Fouts
Cincinnati	Collinsworth	Munoz	Lapham	Bush	Montoya	Wilson	Ross	Curtis	Anderson

DEFENSIVE STARTERS									
Chargers	DE	DT	DT	DE	LB	LB	LB	CB	SS
	Woodcock	Johnson	Kelcher	Jones	Lowe	Horn	King	Williams	Edwards
Cincinnati	Edwards	Whitley	Browner	Harris	LeClair	Cameron	Williams	Breeden	Kemp

1981 AFC Divisional Playoffs San Diego Chargers 41, Miami Dolphins 38 (OT) Saturday, January 2, 1982 - Orange Bowl (Miami, FL)

The Chargers traveled to Miami's Orange Bowl to face AFC East Division champion Miami and won an epic struggle, 41-38, on a 29-yard **Rolf Benirschke** field goal at the 13:52 mark of the first overtime period. San Diego jumped out to an early 24-0 lead, only to have the Dolphins close the gap under the direction of substitute quarterback **Don Strock**. The score was 24-17 at halftime and in the second half the Dolphins knotted the score at 24 and again at 31 before assuming their first lead, 38-31, on a 12-yard run by **Tony Nathan**. The Chargers took a Dolphin turnover and converted it into a 10-play, 82-yard drive, climaxed by a nine-yard pass from **Dan Fouts** to **James Brooks** with 58 seconds remaining in regulation. A Dolphin 43-yard field goal try with four seconds remaining was blocked by **Kellen Winslow**, forcing the game into

the overtime period. In overtime, both teams had the opportunity to clinch victory on field-goal attempts. Benirschke missed a 27-yard attempt and **Uwe Von Schamann** had his attempt blocked by **Leroy Jones**. The Chargers' game-winning drive was highlighted by receptions of 20 and 29 yards by **Wes Chandler** and **Charlie Joiner**, respectively. **Dan Fouts'** passing performance resulted in records for completions, attempts, and yards in a division playoff, and Winslow's 13 receptions broke the division playoff record of 10 receptions, set by Pittsburgh's **John Stallworth** in 1978. Chandler had a 56-yard punt return for a touchdown for the Chargers, the first punt return for a touchdown in an AFC divisional playoff and the first. The Chargers broke 15 divisional playoff team records and tied two others.

Score by Quarters		Q1	Q2	Q3	Q4	OT	PTS.
Chargers		24	0	7	7	3	41
Miami		0	17	14	7	0	38

SD	1	5:11	Benirschke 32 yd field goal [9-64]
SD	1	7:36	Chandler 56 yd punt return (Benirschke kick)
SD	1	11:02	Muncie 1 yd run (Benirschke kick) [7-29]
SD	1	13:29	Brooks 8 yd pass from Fouts (Benirschke kick) [3-11]
MIA	2	6:29	Von Schamann 34 yd field goal [10-63]
MIA	2	12:15	Rose 1 yd pass from Strock (Von Schamann kick) [7-39]
MIA	2	15:00	Nathan 25 yd run off lateral from Harris after 15 yd pass from Strock (Von Schamann kick) [4-63]
MIA	3	4:10	Rose 15 yd pass from Strock (Von Schamann kick) [8-74]
SD	3	10:45	Winslow 25 yd pass from Fouts (Benirschke kick) [6-60]
MIA	3	13:32	Hardy 50 yd pass from Strock (Von Schamann kick) [8-83]
MIA	4	-:07	Nathan 12 yd run (Von Schamann kick) [2-15]
SD	4	14:02	Brooks 9 yd pass from Fouts (Benirschke kick) [10-82]
SD	OT	13:52	Benirschke 29 yd field goal [6-74]

Attendance — 73,735

Team Statistics		Chargers	Miami
TOTAL FIRST DOWNS			
Rushing		33	25
Passing		10	3
Penalty		21	21
		2	1
THIRD DOWN EFFICIENCY			
		8-15-53%	8-16-50%
TOTAL NET YARDS			
Total Plays		564	466
Avg. Per Play		6.6	6.0
NET YARDS RUSHING			
Attempts		149	78
		29	28
Avg. Per Rush		5.1	2.8
NET YARDS PASSING			
Sacks-Lost		415	388
Gross Yds. Passing		2-18	3-29
ATT.-COMP.-INT.		433	417
Avg. Per Play		54-33-1.2	41-30-2.8
		7.4	7.8

Team Statistics (cont.)		Chargers	Miami
PUNTS - No.-Avg.			
		4-40.3	5-42.0
		0	0
		189	140
TOTAL RETURN YARDS			
No.-Yds. Punt Returns		2-64	1-12
No.-Yds. Kickoff Returns		6-90	6-98
		2-35	1-30
PENALTIES - No.-Yds.			
		8-45	7-44
FUMBLES - No.-Lost			
		3-3	2-1
TOUCHDOWNS			
Rushing		1	5
Passing		3	4
Returns		1	0
EXTRA POINTS M-A			
		5-5	5-5
FIELD GOALS M-A			
		2-4	1-3
FINAL SCORE			
		41	38
TIME OF POSSESSION			
		37:44	36:08



CHARGERS

Rushing	Att.	Yds.	Avg.	Long	TD
Nathan	24	120	5.0	18	1
Brooks	3	19	6.3	14	0
Fouts	2	10	5.0	8	0

Passing	Att.	Comp.	Yds.	S-L	TD	Lg.	HI
Fouts	53	33	433	2-18	3	47	78
Muncie	1	0	0-0	0	0	0	0

Receiving	No.	Yds.	Long	TD
Winslow	13	166	31	1
Joiner	7	108	39	0
Chandler	6	106	47	0
Brooks	4	31	9t	2
Muncie	2	5	8	0
Scales	1	17	17	0

Interceptions	No.	Yds.	Long	TD
Edwards	1	35	35	0
Buchanon	1	0	0	0

Punting	No.	Yds.	Avg.	TB	I-20	Long
Roberts	4	161	40.3	3	0	47

Punt Returns	No.	FC	Yds.	Long	TD
Chandler	1	0	56	56t	1
Brooks	1	1	8	8	0

Kickoff Returns	No.	Yds.	Long	TD
Brooks	5	75	33	0
Beaudoin	1	15	15	0

MIAMI

Rushing	Att.	Yds.	Avg.	Long	TD
Nathan	14	48	3.4	12t	1
Franklin	9	6	0.7	3	0
Woodley	1	10	10.0	10	0
Hill	3	8	2.7	4	0
Vigorito	1	6	6.0	6	0

Passing	Att.	Comp.	Yds.	S-L	TD	Lg.	HI
Strock	42	28	397	0-0	4	50t	1
Woodley	5	2	20	3-29	0	15	1

Receiving	No.	Yds.	Long	TD
Nathan	8	108	27	1
Harris	6	106	30	0
Hardy	5	89	50t	1
Rose	4	37	15t	2
Cefalo	3	62	23	0
Vigorito	2	12	8	0
Hill	2	3	2	0

Interceptions	No.	Yds.	Long	TD
Blackwood	1	8	8	0
Small	0	22	22	0

Punting	No.	Yds.	Avg.	TB	I-20	Long
Ontz	5	210	42.0	1	0	45

Punt Returns	No.	FC	Yds.	Long	TD
Vigorito	1	0	12	12	0

Kickoff Returns	No.	Yds.	Long	TD
Walker	1	18	18	0
Vigorito	4	67	21	0
Hill	1	13	13	0

OFFENSIVE STARTERS

WR Chargers Miami	LT Shields Giesler	LG Wilkinson Kauchenberg	C Mack Dennard	RG White Newman	RT Washington Laakso	TE Winslow Lee	WR Chandler Moore	QB Fouts Woodley	FB Muncie Hardy	RB Cappelletti Franklin
-------------------------	--------------------------	--------------------------------	----------------------	-----------------------	----------------------------	----------------------	-------------------------	------------------------	-----------------------	-------------------------------

DEFENSIVE STARTERS

DE Chargers Miami	DT Woodcock Bettors	DT Johnson Baumbower	DT Kelcher Herder	DE Jones Budzinski	LB Lowe Rhone	LB Horn Duhé	LB King Gordon	CB Williams Walker	CB Buchanon Small	SS Edwards G. Blackwood	FS Shaw Blackwood
-------------------------	---------------------------	----------------------------	-------------------------	--------------------------	---------------------	--------------------	----------------------	--------------------------	-------------------------	-------------------------------	-------------------------

1980 AFC Championship Game

Oakland Raiders 34, San Diego Chargers 27

Sunday, January 11, 1981 - Jack Murphy Stadium (San Diego, CA)

Oakland took a 28-7 lead in the first half and then held off a late San Diego bid to beat the Chargers for the American Football Conference championship. On the third play from scrimmage, Raiders quarterback **Jim Plunkett** had a pass bounce off the hands of his intended receiver, **Kenny King**, and into the grasp of **Raymond Chester**, who took the pass in for a 65-yard score. San Diego's initial drive was halted when **John Jefferson** slipped on the wet turf and **Dan Fouts** was zipped into the hands of defender **Lester Hayes**. The Chargers tied the score minutes later on a 48-yard pass from Fouts to **Charlie Joiner**. Oakland retaliated with a 76-yard scoring drive, aided by a Plunkett pass to **Cliff Branch** for 48 yards and a pass interference penalty. By the end of the first quarter, Oakland led 21-7, and the two quarterbacks had com-

pleted for 314 yards passing. Oakland later scored on a three-yard run by **Mark Van Eeghen**, making the score 28-7. San Diego scored near the end of the first half on an eight-yard pass from Fouts to Joiner. **Rolf Benirschke** kicked a 26-yard field goal and **Chuck Muncie** scored from six yards to narrow Oakland's lead to 28-24 in the third quarter. Oakland then marched 68 and 37 yards to set up two **Chris Bahr** field goals while running 10:38 off the clock. Trailing 34-24, Fouts took the Chargers 72 yards in 12 plays, getting a field goal from Benirschke that left them one touchdown behind with 6:52 to play, but Oakland controlled the ball for the final 6:52 and held on for the victory.

Score by Quarters	Q1	Q2	Q3	Q4	OT	PTS.
Oakland	21	7	3	3	0	34
Chargers	7	7	10	3	0	27

OAK	1	1:35	Chester 65 yd pass from Plunkett (Bahr kick) [3-71]			
SD	1	7:04	Joiner 48 yd pass from Fouts (Benirschke kick) [3-62]			
OAK	1	11:14	Plunkett 5 yd run (Bahr kick) [7-76]			
OAK	1	13:25	King 21 yd pass from Plunkett (Bahr kick) [4-49]			
OAK	2	8:34	Van Eeghen 3 yd run (Bahr kick) [7-29]			
SD	2	13:55	Joiner 8 yd pass from Fouts (Benirschke kick) [13-64]			
SD	3	4:34	Benirschke 26 yd field goal [12-68]			
SD	3	8:47	Muncie 6 yd run (Benirschke kick) [6-41]			
OAK	3	14:11	Bahr 27 yd field goal [9-68]			
OAK	4	5:14	Bahr 33 yd field goal [10-37]			
SD	4	8:08	Benirschke 27 yd field goal [12-72]			

Attendance — 52,428

Team Statistics	Oakland	Chargers
TOTAL FIRST DOWNS	21	26
Rushing	8	6
Passing	12	17
Penalty	1	3
THIRD DOWN EFFICIENCY	9-16-56%	8-13-62%
TOTAL NET YARDS	362	434
Total Plays	66	71
Avg. Per Play	5.5	6.1
NET YARDS RUSHING	138	83
Attempts	42	23
Avg. Per Rush	3.2	3.6
NET YARDS PASSING	224	351
Sacks-Lost	6-37	2-13
Gross Yds. Passing	261	364
ATT.-COMP.-INT.	18-14-0	46-23-2
Avg. Per Play	9.3	7.3

OAKLAND

Rushing	Att.	Yds.	Avg.	Long	TD
Van Eeghen	20	85	4.3	10	0
King	11	35	3.2	8	0
Jensen	2	7	3.5	4	0
Plunkett	4	6	1.5	5	1
Whittington	5	5	1.0	2	0

Passing	Att.	Comp.	Yds.	S-L	TD	Lg.	HI
Plunkett	18	14	261	6-37	2	65	0

Receiving	No.	Yds.	Long	TD
Chester	5	102	65	1
Branch	3	78	48	0
King	2	43	22	1
Chandler	2	27	16	0
Whittington	2	11	6	0

Interceptions	No.	Yds.	Long	TD
Owens	1	25	25	0
Hayes	1	16	16	0

Punting	No.	Yds.	Avg.	TB	I-20	Long
Guy	4	224	56.0	1	0	71

Punt Returns	No.	FC	Yds.	Long	TD
Matthews	2	0	20	14	0

Kickoff Returns	No.	Yds.	Long	TD
Whittington	4	67	24	0
Moody	2	36	21	0

Team Statistics (cont.)	Oakland	Chargers
PUNTS - No.-Avg.	4-56.0	2-40.5
Blocked	0	0
TOTAL RETURN YARDS	164	140
No.-Yds. Punt Returns	2-20	2-41
No.-Yds. Kickoff Returns	6-103	6-99
No.-Yds. Int. Returns	2-41	0-0
PENALTIES - No.-Yds.	7-54	6-45
FUMBLES - No.-Lost	0-0	5-1
TOUCHDOWNS	4	3
Rushing	2	1
Passing	2	2
Returns	0	0
EXTRA POINTS M-A	4-4	3-3
FIELD GOALS M-A	2-2	2-2
FINAL SCORE	34	27
TIME OF POSSESSION	35:03	24:57

CHARGERS

Rushing	Att.	Yds.	Avg.	Long	TD
Thomas	12	48	4.0	9	0
Muncie	9	34	3.8	16	1
Fouts	1	2	2.0	2	0
Smith	1	-1	-1.0	-1	0

Passing	Att.	Comp.	Yds.	S-L	TD	Lg.	HI
Fouts	45	22	336	2-13	2	55	2
Winslow	1	0	28	0-0	0	28	0

Receiving	No.	Yds.	Long	TD
Joiner	6	130	48	2
Thomas	5	40	24	0
Jefferson	4	71	28	0
Smith	3	76	55	0
Winslow	3	42	21	0
Muncie	2	5	3	0

Interceptions	No.	Yds.	Long	TD
None				

Punting	No.	Yds.	Avg.	TB	I-20	Long
Partridge	2	81	40.5	0	0	41

Punt Returns	No.	FC	Yds.	Long	TD
Fuller	2	1	41	28	0

Kickoff Returns	No.	Yds.	Long	TD
Bauer	5	89	27	0
Duncan	1	10	10	0

OFFENSIVE STARTERS

Oakland	WR	LT	LG	C	RG	TE	WR	QB	FB	RB
Chargers	Branch Joiner	Shell Shields	Upshaw Wilkerson	Dalby Macek	Marvin White	Lawrence Audick	Chester Winslow	Chandler Fouts	King Muncie	Van Eeghen Smith

DEFENSIVE STARTERS


Oakland	DE	DT	DT	DE	LB	LB	CB	CB	SS	FS
Chargers	Matuszak Dean	KriLaw Johnson	Browning Kelcher	Hendricks Jones	Millen Preston	Nelson Horn	Martin Lowe	Hayes Williams	O'Steen Buchanan	Davis Edwards



1980 AFC Divisional Playoffs San Diego Chargers 20, Buffalo Bills 14 Saturday, January 3, 1981 - San Diego Stadium (San Diego, CA)

Quarterback **Dan Fouts** connected with **Ron Smith** on a 50-yard touchdown pass with 2:08 remaining in the fourth quarter. Fouts completed the pass on a third-down-and-10 situation with the Chargers trailing 14-13. The Chargers advanced to the American Football Conference championship against Oakland. Fouts completed 22 of 37 passes for 314 yards and two touchdowns. This was the 20th time in Fouts' career he passed for more than 300 yards in a game. The Chargers' defense held Buffalo to 97 yards rushing. The 50-yard, game-winning touchdown pass was the longest reception of Smith's career. He had caught four passes for 48 yards during the 1980 regular season. The Chargers trailed at halftime, 14-13. Momentum changed after halftime with the Chargers going 70 yards in four plays for a touchdown on the first series. **Chuck Muncie** ran for 18 yards, then **Charlie Joiner** caught

a 45-yard pass, the next play resulted in a two-yard loss and then Joiner capped off the drive with a nine-yard scoring reception, making the score 14-10. A 22-yard field goal by **Rolf Benirschke** narrowed the gap to 14-13 in the fourth period. The Chargers started their final drive at the Buffalo 31-yard line with 3:59 to play. Two passes, two yards to **Mike Thomas** and 17 yards to **John Jefferson** got the ball to the 50-yard line.



Score by Quarters	Q1	Q2	Q3	Q4	OT	PTS.
Buffalo	0	14	0	0	0	14
Chargers	3	0	7	10	0	20

SD	1	11:16	Benirschke 22 yd field goal [12-69]
BUF	2	:44	Leaks 1 yd run (Mike-Mayer kick) [12-72]
BUF	2	14:44	Lewis 9 yd pass from Ferguson (Mike-Mayer kick) [4-33]
SD	3	1:34	Joiner 9 yd pass from Fouts (Benirschke kick) [4-70]
SD	4	:51	Benirschke 22 yd field goal [8-45]
SD	4	12:52	Smith 50 yd pass from Fouts (Benirschke kick) [5-69]
Attendance — 52,028			

Team Statistics	Buffalo	Chargers
TOTAL FIRST DOWNS	17	21
Rushing	6	6
Passing	9	14
Penalty	2	1
THIRD DOWN EFFICIENCY	5-14-36%	2-11-18%
TOTAL NET YARDS	244	397
Total Plays	66	64
Avg. Per Play	3.7	6.2
NET YARDS RUSHING	97	96
Attempts	33	25
Avg. Per Rush	2.9	3.8
NET YARDS PASSING	147	301
Sacks-Lost	3-33	2-13
Gross Yds. Passing	180	314
ATT.-COMP.-INT.	30-15-3	37-22-1
Avg. Per Play	4.5	7.7

Team Statistics (cont.)	Buffalo	Chargers
PUNTS - No.-Avg.	6-44.5	4-27.8
Blocked	0	1
TOTAL RETURN YARDS	97	126
No.-Yds. Punt Returns	2-13	3-29
No.-Yds. Kickoff Returns	5-84	3-50
No.-Yds. Int. Returns	1-0	3-47
PENALTIES - No.-Yds.	5-40	6-66
FUMBLES - No.-Lost	0-0	3-2
TOUCHDOWNS	2	2
Rushing	1	0
Passing	1	2
Returns	0	0
EXTRA POINTS M-A	2-2	2-2
FIELD GOALS M-A	0-2	2-3
FINAL SCORE	14	20
TIME OF POSSESSION	33:14	26:46

Rushing	BUFFALO				
	Att.	Yds.	Avg.	Long	TD
Cribbs	18	53	2.9	9	0
Manucci	2	21	10.5	15	0
Brown	9	17	1.9	5	0
Leaks	4	6	1.5	2	1

Rushing	CHARGERS				
	Att.	Yds.	Avg.	Long	TD
Muncie	18	80	4.4	18	0
Thomas	5	22	4.4	8	0
Fouts	2	-6	-3.0	-3	0

Passing	Att.	Comp.	Yds.	S-L	TD	Lg.	HI
	Ferguson	24	15	180	3-33	1	19
Manucci	1	0	0	0-0	0	0	0

Passing	Att.	Comp.	Yds.	S-L	TD	Lg.	HI
	Fouts	37	22	314	2-13	2	50t

Receiving	No.	Yds.	Long	TD
	Brammer	4	62	19
Cribbs	4	36	11	0
Lewis	3	45	18	1
Butler	2	19	12	0
Hooks	1	1	1	0
Leaks	1	17	17	0

Receiving	No.	Yds.	Long	TD
	Jefferson	7	102	24
Muncie	6	53	16	0
Joiner	4	83	45	1
McCrary	2	19	11	0
Smith	1	50	50t	1
Winslow	1	5	5	0
Thomas	1	2	2	0

Interceptions	No.	Yds.	Long	TD
	Simpson	1	0	0

Interceptions	No.	Yds.	Long	TD
	Edwards	2	27	15
Fuller	1	20	20	0

Punting	No.	Yds.	Avg.	TB	I-20	Long
	Cater	6	267	44.5	2	0

Punting	No.	Yds.	Avg.	TB	I-20	Long
	Partridge	3	111	37.0	0	0

Punt Returns	No.	FC	Yds.	Long	TD
	Hooks	2	0	13	7

Punt Returns	No.	FC	Yds.	Long	TD
	Fuller	3	1	29	11

Kickoff Returns	No.	Yds.	Long	TD
	Solomon	5	84	26

Kickoff Returns	No.	Yds.	Long	TD
	Bauer	2	39	25
Duncan	1	11	11	0

OFFENSIVE STARTERS

	WR	LT	LG	C	RG	TE	WR	QB	FB	RB	
Buffalo	Butler	Jones	McKenzie	Grant	Dobler	Devlin	Brammer	Lewis	Ferguson	Brown	Cribbs
Chargers	Joiner	Shields	Wilkerson	Macek	White	Audick	Winslow	Jefferson	Fouts	Muncie	McCrary

DEFENSIVE STARTERS

	DE	DT	DT	DE	LB	LB	LB	CB	CB	SS	FS
Buffalo	Williams	Smerals	White	Sanford	Haslett	Nelson	Robertson	Clark	Romes	Freeman	Simpson
Chargers	DeJurnett	Johnson	Kelcher	Jones	Preston	Horn	Lowe	Williams	Buchanan	Edwards	Fuller

1979 AFC Divisional Playoffs

Houston Oilers 17, San Diego Chargers 14

Saturday, December 29, 1979 - San Diego Stadium (San Diego, CA)

The Chargers 1979 season, featuring one of the best teams in franchise history, ended in disappointment as the Bolts fell to the Houston Oilers, 17-14, in a Divisional Playoff game at San Diego Stadium. The Chargers were rolling early and took a 7-0 lead on **Clarence Williams'** one-yard touchdown on the Bolts first offensive possession of the game. Houston scored 10 unanswered points in the second quarter and led at the half, 10-7. On the opening drive of the third quarter, San Diego reclaimed the lead when **Lydell Mitchell** capped off a six-play, 65-yard drive with an eight-yard touchdown for a 14-10 lead. Houston came back later in the quarter as **Mike Renfro** caught a 47-yard touchdown pass from **Gifford Nielsen** and the Oilers jumped out to a 17-14 lead.

The Chargers tried to fight back in the fourth quarter, but two **Dan Fouts** interceptions proved costly and Houston upset the Chargers and eliminated them from the playoffs.



Score by Quarters	Q1	Q2	Q3	Q4	OT	PTS.
Houston	0	10	7	0	0	17
Chargers	7	0	7	0	0	14

SD	1	10:11	Williams 1 yd run (Wood kick) [11-81]
HOU	2	10:58	Fritsch 26 yd field goal [5-20]
HOU	2	14:41	Clark 1 yd run (Fritsch kick) [8-38]
SD	3	1:52	Mitchell 8 yd run (Wood kick) [6-65]
HOU	3	12:55	Renfro 47 yd pass from Nielsen (Fritsch kick) [3-46]
Attendance — 51,192			

Team Statistics	Houston	Chargers
TOTAL FIRST DOWNS	15	25
Rushing	9	6
Passing	5	17
Penalty	1	2
THIRD DOWN EFFICIENCY	8-16-50%	7-13-54%
TOTAL NET YARDS	259	380
Total Plays	59	68
Avg. Per Play	4.4	5.6
NET YARDS RUSHING	148	63
Attempts	40	19
Avg. Per Rush	3.7	3.3
NET YARDS PASSING	111	317
Sacks-Lost	0-0	2-16
Gross Yds. Passing	111	333
ATT.-COMP.-INT.	19-10-1	47-25-5
Avg. Per Play	5.8	6.5

Team Statistics (cont.)	Houston	Chargers
PUNTS - No.-Avg.	6-40.7	2-32.0
Blocked	0	0
TOTAL RETURN YARDS	89	113
No.-Yds. Punt Returns	1-25	3-29
No.-Yds. Kickoff Returns	3-53	4-84
No.-Yds. Int. Returns	5-11	1-0
PENALTIES - No.-Yds.	5-45	6-30
FUMBLES - No.-Lost	0-0	0-0
TOUCHDOWNS	2	2
Rushing	1	2
Passing	1	0
Returns	0	0
EXTRA POINTS M-A	2-2	2-2
FIELD GOALS M-A	1-1	0-1
FINAL SCORE	17	14
TIME OF POSSESSION	30:06	29:54

HOUSTON						
Rushing	Att.	Yds.	Avg.	Long	TD	
Carpenter	18	67	3.7	11	0	
Wilson	11	39	3.5	14	0	
Clark	9	30	3.3	11	1	
Nielsen	2	12	6.0	14	0	
Passing	Att.	Comp.	Yds.	S-L	TD	Lg.
Nielsen	19	10	111	0-0	1	47
Receiving	No.	Yds.	Long	TD		
Carpenter	4	23	7	0		
T. Wilson	3	16	10	0		
Renfro	1	47	47	1		
Coleman	1	13	13	0		
Barber	1	12	12	0		
Interceptions	No.	Yds.	Long	TD		
Perry	4	0	0	0		
Reinfeldt	0	8	8	0		
J.C. Wilson	1	3	3	0		
Punting	No.	Yds.	Avg.	TB	I-20	Long
Parsley	6	248	40.7	0	2	50
Punt Returns	No.	FC	Yds.	Long	TD	
Ellender	1	1	25	25	0	
Kickoff Returns	No.	Yds.	Long	TD		
Hartwig	2	37	24	0		
Ellender	1	16	16	0		

CHARGERS						
Rushing	Att.	Yds.	Avg.	Long	TD	
Mitchell	8	33	4.1	8	1	
C. Williams	11	30	2.7	8	1	
Passing	Att.	Comp.	Yds.	S-L	TD	Lg.
Fouts	47	25	333	2-16	0	34
Receiving	No.	Yds.	Long	TD		
Mitchell	4	26	9	0		
McCrary	1	34	34	0		
Jefferson	4	70	21	0		
C. Williams	4	30	12	0		
Joiner	4	81	30	0		
Floyd	3	51	23	0		
Klein	5	41	16	0		
Interceptions	No.	Yds.	Long	TD		
M. Williams	1	0	0	0		
Punting	No.	Yds.	Avg.	TB	I-20	Long
West	2	64	32.0	0	0	35
Punt Returns	No.	FC	Yds.	Long	TD	
Fuller	3	1	29	15	0	
Kickoff Returns	No.	Yds.	Long	TD		
Owens	3	60	27	0		
Bauer	1	24	24	0		

OFFENSIVE STARTERS

Houston Oilers	WR Renfro	LT Gray	LG Carter	C Mauck	RG Rush	RB Fritsch	TE Barber	WR Gaster	QB Nielsen	FB Carpenter	RB Wilson
Chargers	Jefferson	Shields	Wilkinson	Rush	White	Washington	Klein	Joiner	Fouts	Williams	Mitchell

DEFENSIVE STARTERS

Houston Oilers	DE Dorris	DT Culp	DT Betha	DE Washington	LB Dean	LB Bingham	LB Stringer	CB Brazile	CB Wilson	CB Sternick	SS Perry	FS Reinfeldt
Chargers	Jones	Young	Johnson	Dean	Preston	Horn	Low	Buchanan	Williams	Fuller	Shaw	

1965 AFL Championship Game Buffalo Bills 23, San Diego Chargers 0 Sunday, December 26, 1965 - Balboa Stadium (San Diego, CA)

It was the same two teams that met in the 1964 Championship game with the scene shifting from the East to the West Coast. But there obviously was no hometown advantage for the San Diego Chargers. Coach **Lou Saban's** Buffalo Bills found the 59-degree weather much to their liking in San Diego's Balboa Stadium, rolling to a 23-0 victory before 30,361 downhearted fans. San Diego's offensive unit was unable to generate any type of serious attack after the first quarter and the **Jack Kemp**-led Bills broke loose in the second period. Kemp teamed with end **Ernie Warlick** for the initial score, an 18-yard pass play capping a 60-yard drive. Just 2:20 later, the Bills struck again on a 74-yard punt return by **Butch Byrd** and at halftime, Buffalo was ahead 14-0. In

the second half, the Chargers were able to contain Buffalo's ground game and Kemp's passing, but couldn't stop the talented toe of place-kicker **Pete Gogolak**. His soccer-style kicks connected twice in the third quarter from 11 and 39 yards and once more in the final period from 32 yards.



Score by Quarters		Q1	Q2	Q3	Q4	OT	PTS.
Buffalo		0	14	6	3	0	23
Chargers		0	0	0	0	0	0

BUF	2	4:59	Warlick 18 yd pass from Kemp (Gogolak kick)
BUF	2	2:29	Byrd 74 yd punt return (Goglak kick)
BUF	3	9:21	Gogolak 11 yd field goal
BUF	3	:45	Gogolak 39 yd field goal
BUF	4	11:45	Gogolak 32 yd field goal
Attendance — 30,361			

Team Statistics	Buffalo	Chargers
TOTAL FIRST DOWNS	14	12
Rushing	4	5
Passing	9	7
Penalty	1	0
NET YARDS RUSHING	108	104
Attempts	36	27
Yards Gained	112	127
Yards Lost	4	23
Avg. Per Rush	3.0	3.9
NET YARDS PASSING	152	119
Attempts	20	25
Completions	9	12
Interceptions	2	1
TOTAL OFFENSE	260	223

Team Statistics (cont.)	Buffalo	Chargers
Total Plays	58	57
Avg. Per Play	4.5	3.9
INTERCEPTION RET. YARDS	36	0
Interceptions	2	1
NUMBER OF PUNTS	4	7
Punt Yards	185	285
Blocked	0	0
PUNT RETURN YARDS	87	12
Returns	3	1
KICKOFF RETURN YARDS	17	97
Returns	1	3
PENALTY YARDS	21	41
Penalties	2	3
FUMBLES/LOST	1/0	1/0

BUFFALO						
Rushing	Att.	Gain	Loss	Net	TD	Long
Carlton	16	63	0	63	0	8
Joe	16	39	4	35	0	11
Stone	3	5	0	5	0	2
Smith	1	5	0	5	0	5

Passing	Att.	Comp.	Int.	Yds.	TD	Long
Kemp	19	8	1	155	1	49
Lamonica	1	0	0	12	0	12

Receiving	No.	Yds.	TD	Long
Roberson	3	88	0	49
Warlick	3	35	1	18
Costa	2	32	0	22
Tracy	1	12	0	12

Interceptions	No.	Yds.	TD	Long
Byrd	1	24	0	24
Jacobs	1	12	0	12

Kickoff Returns	No.	Yds.	Avg.	Long
Warner	1	17	17.0	17

Punt Returns	No.	Yds.	Avg.	Long
Byrd	3	87	29.0	74

CHARGERS						
Rushing	Att.	Gain	Loss	Net	TD	Long
Lowe	12	65	8	57	0	47
Foster	2	10	1	9	0	10
Hadl	8	36	12	24	0	8
Lincoln	4	16	0	16	0	10
Breaux	1	0	2	-2	0	-2

Passing	Att.	Comp.	Int.	Yds.	TD	Long
Hadl	23	11	2	140	0	35
Breaux	2	1	0	24	0	24

Receiving	No.	Yds.	TD	Long
Alworth	4	82	0	25
Lowe	3	3	0	2
Norton	1	35	0	35
Farr	1	24	0	24
MacKinnon	1	10	0	10
Lincoln	1	7	0	7
Kocourek	1	3	0	3

Interceptions	No.	Yds.	TD	Long
Warren	1	0	0	0

Kickoff Returns	No.	Yds.	Avg.	Long
Duncan	2	62	31.0	49
Farr	1	35	35.0	35

Punt Returns	No.	Yds.	Avg.	Long
Duncan	1	12	12.0	12

OFFENSIVE STARTERS

	E	T	G	C	G	T	E	QB	HB	HB	FB
Chargers	Norton	Wright	Park	Gruneisen	Sweeney	Mix	Kocourek	Hadl	Lowe	Alworth	Foster
Buffalo	Rutkowski	Barber	Shaw	Bemiller	O'Donnell	Hudson	Costa	Kemp	Roberson	Joe	Carlton

DEFENSIVE STARTERS

	DE	DT	DT	DE	LB	LB	CB	CB	S	S	
Chargers	Faison	Gross	Ladd	Petrich	Degen	Allen	Buncom	Warren	Duncan	Graham	Whitehead
Buffalo	McDole	Sestak	Dunaway	Day	Tracey	Jacobs	Stratton	Edgerson	Byrd	Saimes	Clarke

1964 AFL Championship Game

Buffalo Bills 20, San Diego Chargers 7

Sunday, December 26, 1964 - War Memorial Stadium (Buffalo, NY)

Lou Saban sent his Buffalo Bills out for a post-Christmas gift after three lean years and one near miss in the American Football League. The Bills found what they were looking for and wrapped up the defending champion San Diego Chargers, 20-7, for the AFL Championship before 40,242 howling hometown fans. The Chargers started out as if they meant to repeat their 51-10 conquest of the Boston Patriots in the 1963 title game. They boomed from their own 20 in four plays with the payoff a 26-yard strike from retiring quarterback **Tobin Rote** to tight end **Dave Kocourek**. **Keith Lincoln's PAT** at 2:16 of the first period was the last time San Diego got on the scoreboard. Disaster soon struck the visitors when Lincoln was forced out of action with a broken rib on "the tackle heard around the world" by Buffalo linebacker **Mike**

Stratton. Coupled with the absence of **Lance Alworth**, the injury to Lincoln left the Chargers offense impotent. Buffalo forged to a 13-7 halftime lead on field goals from 12 and 17 yards by rookie ace **Pete Gogolak** and a four-yard touchdown run by halfback **Wray Carlton**. The Bills tallied again in the final quarter on a sneak by quarterback **Jack Kemp**.



Score by Quarters

	Q1	Q2	Q3	Q4	OT	PTS.
Chargers	7	0	0	0	0	7
Buffalo	3	10	0	7	0	20

SD	1	11:49	Kocourek 26 yd pass from Rote (Lincoln kick)			
BUF	1	4:20	Gogolak 12 yd field goal			
BUF	2	7:11	Carlton 4 yd run (Gogolak kick)			
BUF	2	2:28	Gogolak 17 yd field goal			
BUF	4	9:12	Kemp 1 yd run (Gogolak kick)			
Attendance — 40,242						

Team Statistics

	Chargers	Buffalo
TOTAL FIRST DOWNS	15	21
Rushing	7	12
Passing	7	8
Penalty	1	1
NET YARDS RUSHING	124	219
NET YARDS PASSING	135	168
Attempts	36	20
Completions	13	10
Interceptions	3	0
TOTAL OFFENSE	259	387
INTERCEPTION RET. YARDS	0	8

Team Statistics (cont.)

	Chargers	Buffalo
Interceptions	0	3
PUNTING AVERAGE	36.4	46.8
Punts	5	5
PUNT RETURN YARDS	58	6
Returns	2	1
KICKOFF RETURN YARDS	175	71
Returns	4	2
PENALTY YARDS	20	45
Penalties	3	3
FUMBLES/LOST	1/0	0/0

CHARGERS

Rushing	No.	Yds.	TD	Long
Lincoln	3	47	0	38
Lowe	7	34	0	16
MacKinnon	1	17	0	17
Kinderman	4	14	0	7
Hadl	1	13	0	13
Rote	1	6	0	6
Norton	1	-7	0	-7

Passing	Att.	Comp.	Int.	Yds.	TD	Long
Rote	26	10	2	118	1	22
Hadl	10	3	1	31	0	26

Receiving	No.	Yds.	TD	Long
Kinderman	4	52	0	22
MacKinnon	3	12	0	7
Kocourek	2	52	1	26
Lowe	2	9	0	8
Norton	1	13	0	13
Lincoln	1	11	0	11

Interceptions	No.	Yds.	TD	Long
None				

Kickoff Returns	No.	Yds.	Avg.	Long
Duncan	3	147	49.0	72
Warren	1	28	28.0	28

Punt Returns	No.	Yds.	Avg.	Long
Robinson	1	30	30.0	30
Duncan	1	28	28.0	28

BUFFALO

Rushing	No.	Yds.	TD	Long
Gilchrist	16	122	0	39
Carlton	18	70	1	13
Kemp	5	16	1	12
Dubenion	1	9	0	9
Lamonica	1	2	0	2

Passing	Att.	Comp.	Int.	Yds.	TD	Long
Kemp	20	10	0	188	0	50

Receiving	No.	Yds.	TD	Long
Dubenion	3	56	0	26
Bass	2	70	0	50
Warlick	2	41	0	26
Gilchrist	2	22	0	15
Ross	1	-1	0	-1

Interceptions	No.	Yds.	TD	Long
Warner	1	8	0	8
Stratton	1	0	0	0
Byrd	1	0	0	0

Kickoff Returns	No.	Yds.	Avg.	Long
Rutkowski	1	27	27.0	27
Warner	1	17	17.0	17

Punt Returns	No.	Yds.	Avg.	Long
Clarke	1	6	6.0	6

OFFENSIVE STARTERS

	E	T	G	C	G	T	E	QB	HB	HB	FB
Chargers	Norton	Mix	Sweeney	Rogers	Shea	Wright	Kocourek	Rote	Lowe	Robinson	Lincoln
Buffalo	Bass	Barber	Shaw	Cudzak	Bemiller	Hudson	Warlick	Kemp	Carlton	Dubenion	Gilchrist


DEFENSIVE STARTERS

	DE	DT	DT	DE	LB	LB	LB	CB	CB	S	S
Chargers	Faison	Ladd	Gross	Petrich	Carpenter	Buncom	Allen	Westmoreland	Warren	Graham	Whitehead
Buffalo	McDole	Sestak	Dunaway	Day	Stratton	Jacobs	Tracey	Byrd	Warner	Saimes	Sykes

1963 AFL Championship Game San Diego Chargers 51, Boston Patriots 10 Sunday, January 5, 1964 - Balboa Stadium (San Diego, CA)

Before 30,127 in Balboa Stadium and 30 million more on national television, **Keith Lincoln** ran, caught and passed like no other athlete ever has in a professional title match as the Californians crumbled the Boston Patriots, 51-10. The Chargers' offense produced 610 yards. Lincoln accounted for 349 of them in virtuoso performance that included a touchdown sprint of 67 yards, a touchdown reception of 25 yards, 206 yards gained rushing, 123 gained pass receiving and 20 gained passing. Lincoln's heroics were mightily abated by the others on a San Diego team that played with brilliance any professional team must respect, including the Bears. It was a powerhouse show by a team that had failed in two previous tries to win the AFL title. Houston outscored

the Chargers, 24-16, in 1960 and beat 'em 10-3 in 1961. But the Patriots, with the league's proudest defensive outfit, were no match for the San Diegoans. Splendidly prepared by **Sid Gilman** to combat Boston's almost constantly rushing linebackers, the Chargers scored on their fourth scrimmage play, on their sixth and on their 10th. The Patriots' ground attack suffered after fullback **Larry Garron** incurred a head injury midway through the second period. Garron later returned to the game but remained in it only briefly. The Patriots scored on a seven-yard run by Garron and a 15-yard field goal by **Gino Cappelletti**.



Score by Quarters	Q1	Q2	Q3	Q4	OT	PTS.
Boston	7	3	0	0	0	10
Chargers	21	10	7	13	0	51

SD	1	13:31	Rote 2 yd run (Blair kick) [4-72]			
SD	1	10:48	Lincoln 67 yd run (Blair kick) [2-67]			
BP	1	7:01	Garron 7 yd run (Cappelletti kick) [7-66]			
SD	1	4:44	Lowe 58 yd run (Blair kick) [4-73]			
SD	2	7:05	Blair 11 yd field goal [7-74]			
BP	2	2:41	Cappelletti 15 yd field goal [11-68]			
SD	2	:48	Norton 14 yd pass from Rote (Blair kick) [8-57]			
SD	3	9:14	Alworth 48 yd pass from Rote (Blair kick) [6-80]			
SD	4	6:47	Lincoln 25 yd pass from Hadl (pass failed) [6-45]			
SD	4	1:19	Hadl 1 yd run (Blair kick) [11-80]			
Attendance — 30,127						

Team Statistics	Boston	Chargers
TOTAL FIRST DOWNS	14	21
Rushing	6	11
Passing	8	9
Penalty	0	1
NET YARDS RUSHING	75	318
Attempts	16	32
Yards Gained	77	328
Yards Lost	2	10
NET YARDS PASSING	186	292
Attempts	37	26
Completions	17	17
Interceptions	2	0
TOTAL OFFENSE	263	610

Team Statistics (cont.)	Boston	Chargers
Total Plays	59	60
INTERCEPTION RET. YARDS	0	15
Interceptions	0	2
PUNTING AVERAGE	47	44
Punts	7	2
Blocked	0	0
PUNT RETURN YARDS	0	0
Returns	0	0
KICKOFF RETURN YARDS	122	70
Returns	9	3
PENALTY YARDS	18	30
Penalties	1	6
FUMBLES/LOST	1-0	1-1

BOSTON						
Rushing	Att.	Gain	Loss	Net	Avg.	Long
Burton	7	5	2	3	3.0	3
Garron	3	15	0	15	5.0	7
Crump	7	18	0	18	2.6	6
Lott	3	15	0	15	5.0	6
Yewcic	1	14	0	14	14.0	14
Parilli	1	10	0	10	10.0	10

CHARGERS						
Rushing	Att.	Gain	Loss	Net	Avg.	Long
Lincoln	13	214	8	206	15.8	67
Lowe	12	96	2	94	7.8	58
Rote	4	15	0	15	3.8	10
Jackson	1	0	0	0	0.0	0
Hadl	1	1	0	1	1.0	1
McDougall	1	2	0	2	2.0	2

Passing	Att.	Comp.	Int.	Yds.	TD	Long
Parilli	29	14	1	189	0	45
Yewcic	8	3	1	39	0	23

Passing	Att.	Comp.	Int.	Yds.	TD	Long
Rote	15	10	0	173	2	48
Hadl	10	6	0	112	1	38
Lincoln	1	1	0	20	0	20

Receiving	No.	Yds.	TD	Long
Cappelletti	2	72	0	49
Garron	2	6	0	5
Burton	4	12	0	8
Crump	2	28	0	28
Coleclough	3	26	0	10
Graham	2	68	0	45
Lott	2	16	0	11

Receiving	No.	Yds.	TD	Long
Lincoln	7	123	1	32
Alworth	4	77	1	48
Kocourek	1	5	0	5
Norton	2	44	1	30
MacKinnon	2	53	0	33
McDougall	1	4	0	4

Interceptions	No.	Yds.	TD	Long
None				

Interceptions	No.	Yds.	TD	Long
Mittinger	1	5	0	5
Maguire	1	10	0	10

Kickoff Returns	No.	Yds.	Avg.	Long
Crump	2	31	16.5	22
Garron	2	32	16.0	17
Yates	1	5	5.0	5
Burton	2	27	13.5	18
Suci	1	18	18.0	18
Romeo	1	9	9.0	9

Kickoff Returns	No.	Yds.	Avg.	Long
Alworth	2	47	23.5	28
Lowe	1	23	23.0	23

Punt Returns	No.	Yds.	Avg.	Long
None				

Punt Returns	No.	Yds.	Avg.	Long
None				

OFFENSIVE STARTERS

Boston	E	T	G	C	G	T	E
Chargers	Cappelletti Norton	Oakes Wright	Long DeLuca	Cudzak Rogers	Neighbors Shea	Graham Mix	Romeo Kocourek

Boston	QB	HB	HB	FB
Chargers	Parilli Rote	Burton Lowe	Coleclough Alworth	Garron Lincoln

DEFENSIVE STARTERS

Boston	DE	LB	LB	CB	CB	S	S
Chargers	Eisenhauer Faison	Richardson Schmidt	Antwine Gross	Dee Petrich	Addison Karas	Buoniconti Allen	Rudolph Maguire

Boston	CB	CB	S	S
Chargers	Felt Whitehead	Suci Harris	Blair	O'Hanley Glick

1961 AFL Championship Game

Houston Oilers 10, San Diego Chargers 3

Sunday, December 24, 1961 - Balboa Stadium (San Diego, CA)

The 1961 American Football League Championship game in San Diego's Balboa Stadium was a carbon copy of the previous season's title game in that the Houston Oilers beat the San Diego Chargers 10-3. On Jan. 1, 1961, the Oilers edged the Chargers, 24-16, in Houston's Jeppesen Stadium. A live audience of 29,556 fans and a nationwide television audience estimated in the vicinity of 40 million viewers witnessed a monument to defensive football at its best. The crowd at the stadium was limited because the game was played on Christmas Eve and the game was telecast into the Los Angeles area and many San Diegans

received LA's ABC affiliate, Channel 7. The Oilers scored on a 46-yard field goal by **George Blanda** midway through the second quarter and added the clincher, a 35-yard touchdown pass by Blanda to **Billy Cannon**, late in the third quarter. The Chargers only scoring came on a 12-yard field goal early in the final period. Indication of the evenness of the ballgame is that both clubs had a total net offense of 256 yards.



Score by Quarters	Q1	Q2	Q3	Q4	OT	PTS.
Houston	0	3	7	0	0	10
Chargers	0	0	0	3	0	3

HOU	2	8:06	Blanda 46-yard field goal [4-0]
HOU	3	11:39	Cannon 35 yd pass from Blanda [Blanda kick] [10-45]
SD	4	:39	Blair 12 yd field goal [7-33]
Attendance — 29,556			

Team Statistics	Houston	Chargers
TOTAL FIRST DOWNS	18	15
Rushing	6	6
Passing	8	8
Penalty	4	1
NET YARDS RUSHING	96	79
Attempts	33	20
Yards Gained	113	100
Yards Lost	17	21
NET YARDS PASSING	160	177
Attempts	41	32
Completions	18	17
Interceptions	6	4
TOTAL OFFENSE	256	256

Team Statistics (cont.)	Houston	Chargers
Total Plays	74	58
INTERCEPTION RET. YARDS	60	7
Interceptions	4	6
PUNTING AVERAGE	41.5	33.3
Punts	4	6
Blocked	0	0
PUNT RETURN YARDS	0	16
Returns	0	1
KICKOFF RETURN YARDS	0	50
Returns	0	2
PENALTY YARDS	68	106
Penalties	5	10
FUMBLES/LOST	5/1	2/2

Rushing	HOUSTON					
	Att.	Gain	Loss	Net	Avg.	TD
Cannon	15	58	10	48	3.2	0
Tolar	16	54	2	52	3.3	0
Blanda	2	1	5	-4	0.2	0

Passing	HOUSTON					
	Att.	Comp.	Int.	Yds.	TD	Long
Blanda	40	18	5	160	1	35
Groman	1	0	1	0	0	0

Receiving	HOUSTON					
	No.	Yds.	TD	Long		
Cannon	5	53	1	35		
Hennigan	5	43	0	14		
Groman	3	32	0	19		
Dewweall	2	10	0	11		
McLeod	1	20	0	20		
Tolar	2	2	0	8		

Interceptions	HOUSTON			
	No.	Yds.	TD	Long
Cline	1	7	0	7
Glick	1	0	0	0
Johnston	1	0	0	0
Spence	1	0	0	0

Kickoff Returns	HOUSTON			
	No.	Yds.	Avg.	Long
Lowe	1	27	27.0	27
Roberson	1	23	23.0	23

Punt Returns	HOUSTON			
	No.	Yds.	Avg.	Long
Lincoln	1	16	16.0	16

Rushing	CHARGERS					
	Att.	Gain	Loss	Net	Avg.	TD
Roberson	8	45	8	37	4.6	0
Lowe	5	30	0	30	6.0	0
Kemp	4	18	13	5	1.3	0
Lincoln	3	7	0	7	2.3	0

Passing	CHARGERS					
	Att.	Comp.	Int.	Yds.	TD	Long
Kemp	32	17	4	226	0	40

Receiving	CHARGERS					
	No.	Yds.	TD	Long		
Kocourek	7	123	0	40		
Norton	3	48	0	28		
Flowers	2	17	0	9		
Lowe	1	10	0	10		
Roberson	1	11	0	11		
Scarpitto	1	9	0	9		
Hayes	1	5	0	5		
Lincoln	1	3	0	3		

Interceptions	CHARGERS			
	No.	Yds.	TD	Long
Whitehead	2	45	0	41
McNeil	2	15	0	15
Zeman	2	0	0	0

Kickoff Returns	CHARGERS			
	No.	Yds.	Avg.	Long
None				

Punt Returns	CHARGERS			
	No.	Yds.	Avg.	Long
None				

OFFENSIVE STARTERS

	LE	LT	LG	C	RG	RT	RE	QB	LH	RH	FB
Chargers	Norton	Wright	Barnes	Rogers	DeLuca	Plunkett	Kocourek	Lowe	Scarpitto	Lincoln	
Houston	Groman	Jarrison	Talamini	Schmidt	Wharton	Michael	Dewweall	Blanda	Cannon	Hennigan	Tolar


DEFENSIVE STARTERS

	LE	LT	RT	RE	MLB	MLB	RLB	LC	LS	RS	RC
Chargers	Faison	Hudson	Schmidt	Nery	Schleicher	Karas	Laraba	Gibson	Zeman	McNeil	Harris
Houston	Allen	Shirkey	Husmann	Floyd	Cline	Morris	Dukes	Barfield	Norton	Glick	Johnston

1960 AFL Championship Game Houston Oilers 24, Los Angeles Chargers 16 Sunday, January 1, 1961 - Jeppesen Stadium (Houston, TX)

The American Football League's first championship game took place Jan. 1, 1961 between the Eastern Division champion Houston Oilers and the Western Division champion Los Angeles Chargers in Jeppesen Stadium, home of the Eastern titlists. The outcome: Houston 24, Los Angeles 16. In 50 degree weather with 70 percent humidity due to week-long rains, the Chargers took on the Oilers before a live crowd of 32,183 and a television audience of approximately 45 million viewers. **Ben Agajanian** kicked field goals of 38 and 22 yards to give the Chargers a 6-0 first quarter lead. In the second quarter, Houston's **George Blanda** hit **Dave Smith** on a 17-yard touchdown pass, added the conversion and kicked an 18-yard field goal. Agajanian kicked a 27-yard field goal with five seconds left in the half to make the score Houston 10, Los Angeles 9 at the half. In the third quarter, Blanda completed a seven-yard touchdown pass to **Bill Groman** and kicked the conversion. The Chargers responded when **Paul Lowe** slanted over from the two-yard line and with Agajanian's conversion the score was Houston 17,

Los Angeles 16, at the end of three quarters. In the fourth quarter, Blanda and **Billy Cannon** teamed up on an 88-yard pass-run touchdown play to conclude the scoring. Player of the game honors went to Cannon, with Blanda and Lowe deadlocked a vote behind. On the day, Cannon gained 50 yards on 18 tries, caught three passes for 128 yards and returned three kickoffs for 81 yards. Blanda completed 16 of 31 passes for 301 yards. Lowe netted 165 yards on 21 carries, caught three passes for five yards and returned four kickoffs for 101 yards. Lowe's total yardage on the day was 271 yards compared to Cannon's 259. The inability of the Chargers to take the ball in for touchdowns early in the game, settling for three first-half field goals on each occasion, and several bad breaks late in the game proved to be the difference.



Score by Quarters		Q1	Q2	Q3	Q4	OT	PTS.
Chargers		6	3	7	0	0	16
Houston		0	10	7	7	0	24
SD	1	10:58	Agajanian 38 yd field goal [9-46]				
SD	1	6:44	Agajanian 22 yd field goal [5-33]				
HOU	2	11:09	Smith 17 yd pass from Blanda [Blanda kick] [11-83]				
HOU	2	5:15	Blanda 18 yd field goal [12-40]				
SD	2	:05	Agajanian 27 yd field goal [4-11]				
HOU	3	N/A	Groman 7 yd pass from Blanda [Blanda kick] [10-55]				
SD	3	N/A	Lowe 2 yd run (Agajanian kick) [8-63]				
HOU	4	N/A	Cannon 88 yd pass from Blanda [Blanda kick] [3-89]				
Attendance —		32,183					

Team Statistics		Chargers	Houston
TOTAL FIRST DOWNS			
Rushing		11	4
Passing		9	13
Penalty		1	0
NET YARDS RUSHING			
Attempts		162	100
Yards Gained		33	40
Yards Lost		208	107
Yards Per Carry		46	7
NET YARDS PASSING			
Attempts		171	301
Completions		41	32
Interceptions		2	0
TOTAL OFFENSE			
		333	401

Team Statistics (cont.)		Chargers	Houston
Total Plays			
		74	72
INTERCEPTION RET. YARDS			
Interceptions		0	35
PUNTING AVERAGE			
		41.0	34.0
Punts			
Blocked		4	5
PUNT RETURN YARDS			
Returns		0	0
KICKOFF RETURN YARDS			
Returns		42	0
		2	0
KICKOFF RETURN YARDS			
Returns		123	128
		5	5
PENALTY YARDS			
Penalties		15	54
		3	4
FUMBLES/LOST			
		2/0	0/0

CHARGERS				
	Att.	Gain	Loss	Net
Rushing				
Lowe	21	174	9	165
Ferguson	4	14	3	11
Ford	2	1	6	-5
Kemp	6	19	28	-9
Passing				
Kemp	41	21	2	171

HOUSTON				
	Att.	Gain	Loss	Net
Rushing				
Cannon	18	51	1	50
Smith	19	51	6	45
Hall	3	5	0	5
Passing				
Blanda	31	16	0	301
Cannon	1	0	0	0

CHARGERS				
	No.	Yds.	TD	
Receiving				
Norton	6	55	0	
Womble	6	29	0	
Kocourek	3	57	0	
Lowe	3	5	0	
Ferguson	2	19	0	
Flower	1	6	0	
Interception Returns				
None				

HOUSTON				
	No.	Yds.	TD	
Receiving				
Smith	5	52	1	
Hennigan	4	71	0	
Cannon	3	128	1	
Groman	3	37	1	
Carson	1	13	0	
Interception Returns				
Gordon	1	27		
Dukes	1	8		

CHARGERS				
	No.	Yds.		
Kickoff Returns				
Lowe	4	101		
Ford	1	22		

HOUSTON				
	No.	Yds.		
Kickoff Returns				
Cannon	3	81		
Hall	2	47		

CHARGERS				
	No.	Yds.		
Punt Returns				
Harris	1	27		
Sears	1	15		

HOUSTON				
	No.	Yds.		
Punt Returns				
None				

NFL HONORS

PRO FOOTBALL HALL OF FAME

- 1978 — **Lance Alworth**, WR, 1962-1970
 1979 — **Ron Mix**, T, 1960-69
 1983 — **Sid Gillman**, Head Coach, 1960-69, 1971
 1993 — **Dan Fouts**, QB, 1973-1987
 1995 — **Kellen Winslow**, TE, 1979-1987
 1996 — **Charlie Joiner**, WR, 1976-1986

NFL COACH OF THE YEAR

- 1992 — **Bobby Ross** (PFWA, *Pro Football Weekly*, *Football News*, *Football Digest*)
 1994 — **Bobby Ross** (*Sports Illustrated*)
 2004 — **Marty Schottenheimer** (AP, PFWA, *Pro Football Weekly*, Maxwell Football Club)

AFC COACH OF THE YEAR

- 1979 — **Don Coryell** (PFWA)
 1992 — **Bobby Ross** (UPI)

NFL EXECUTIVE OF THE YEAR

- 1979 — **John Sanders** (*Sporting News*)
 2004 — **A.J. Smith** (PFWA, *Pro Football Weekly*)

NFL MOST VALUABLE PLAYER

- 1982 — **Dan Fouts** (NEA, PFWA, *College and Pro Football Newsweekly*)
 2006 — **LaDainian Tomlinson** (AP, CBS SportsLine.com, *Dallas Morning News*, PFWA, *Pro Football Weekly*)

NFL PLAYER OF THE YEAR

- 1979 — **Dan Fouts** (*Football Digest*)
 2006 — **LaDainian Tomlinson** (Maxwell Football Club, *Sporting News*, *Sports Illustrated*)

NFL MAN OF THE YEAR

- 1971 — **John Hadl**
 1983 — **Rolf Benirschke**
 1994 — **Junior Seau**
 2006 — **LaDainian Tomlinson**

AFC PLAYER OF THE YEAR

- 1979 — **Dan Fouts** (UPI, *Sporting News*)

AFC MOST VALUABLE PLAYER

- 1982 — **Dan Fouts** (UPI)

NFL OFFENSIVE PLAYER OF THE YEAR

- 1982 — **Dan Fouts** (AP, *Pro Football Weekly*)
 2006 — **LaDainian Tomlinson** (AP, CBS SportsLine.com, *Dallas Morning News*, PFWA, *Pro Football Weekly*)

NFL DEFENSIVE PLAYER OF THE YEAR

- 1992 — **Junior Seau** (UPI, *Football Digest*)
 1998 — **Junior Seau** (*Football Digest*)

NFL ROOKIE OF THE YEAR

- 1974 — **Don Woods** (Newspaper Enterprise Association, *Football News*, *Pro Football Weekly*)
 2005 — **Shawne Merriman** (*Sporting News*)

NFL OFFENSIVE ROOKIE OF THE YEAR

- 1974 — **Don Woods** (AP, *Football Digest*)

NFL DEFENSIVE ROOKIE OF THE YEAR

- 1986 — **Leslie O'Neal** (AP, *Pro Football Weekly**)
 2005 — **Shawne Merriman** (AP, PFWA, *Pro Football Weekly*)

*shared the award with Miami's John Offerdahl

AFC ROOKIE OF THE YEAR

- 1974 — **Don Woods** (UPI, *Sporting News*)

NFL COMEBACK PLAYER OF THE YEAR

- 2004 — **Drew Brees** (AP)

NFL MOST IMPROVED PLAYER

- 2004 — **Drew Brees** (PFWA, *Pro Football Weekly*)

NFL OUTSTANDING BLOCKER AWARD

- 1971 — **Walt Sweeney** (National 1,000 Yard Club Foundation)

NFL RUNNING BACK OF THE YEAR

- 2006 — **LaDainian Tomlinson** (NFL Alumni Association)

ALL-AFL SELECTIONS

- 1960 — **Dick Harris** (CB), **Jack Kemp** (QB), **Paul Lowe** (QB), **Ron Mix** (T), **Volney Peters** (DT)*
 1961 — **Chuck Allen** (LB), **Earl Faison** (DE), **Dick Harris** (CB), **Charlie McNeil** (CB), **Ron Mix** (T)**
 1962 — **Dave Kocourek** (TE), **Ron Mix** (T)**
 1963 — **Lance Alworth** (WR), **Earl Faison** (DE), **Keith Lincoln** (RB), **Ron Mix** (T), **Tobin Rote** (QB)**
 1964 — **Lance Alworth** (WR), **Earl Faison** (DE), **Keith Lincoln** (RB), **Ron Mix** (T)***
 1965 — **Lance Alworth** (WR), **Earl Faison** (DE), **Ernie Ladd** (DT), **Paul Lowe** (RB)***
 1966 — **Lance Alworth** (WR), **Ron Mix** (T)***
 1967 — **Lance Alworth** (WR), **Ron Mix** (T), **Walt Sweeney** (G)***
 1968 — **Lance Alworth** (WR), **Ron Mix** (T), **Walt Sweeney** (G)***
 1969 — **Lance Alworth** (WR)****

* All-AFL selections voted by players

** All-AFL selections voted by coaches

*** All-AFL selections by Associated Press & United Press International

**** All-AFL selection by United Press International

AFL ALL-TIME TEAM (FIRST-TEAM)

- 1970 — **Lance Alworth** (WR), **Paul Lowe** (RB), **Ron Mix** (T)*

* Selected by the Pro Football Hall of Fame

AFL ALL-TIME TEAM (SECOND-TEAM)

- 1970 — **Sid Gillman** (Head Coach), **Miller Farr** (CB), **Ken Graham** (S), **Dave Kocourek** (TE), **Bob Scarpitto** (P), **Walt Sweeney** (G)*

* Selected by the Pro Football Hall of Fame

ALL-NFL FIRST-TEAM SELECTIONS

- 1970 — **Walt Sweeney**, G, (Newspaper Enterprise Association)
 1977 — **Louie Kelcher**, DT, (NEA)
 1978 — **Louie Kelcher**, DT, (AP, NEA, PFWA)
Russ Washington, T, (NEA)

Continued next page



ALL-NFL FIRST-TEAM SELECTIONS, cont.

- 1979 — **Dan Fouts**, QB, (AP, PFWA, UPI, *Pro Football Weekly*)
John Jefferson, WR, (AP, NEA, PFWA, *Football Digest*)
- 1980 — **Fred Dean**, DT, (AP, *College and Pro Football Newsweekly*, *Football Digest*, *Pro Football Weekly*)
John Jefferson, WR, (AP, NEA, PFWA, *Pro Football Weekly*, *Sporting News*, *College and Pro Football Newsweekly*, *Football Digest*)
- 1980 **Gary Johnson**, DT, (AP, NEA, PFWA, *Sporting News*, *Pro Football Weekly*, *Football Digest*),
Charlie Joiner, WR, (AP)
Kellen Winslow, TE, (AP, NEA, PFWA, *Pro Football Weekly*, *Sporting News*, *College and Pro Football Newsweekly*, *Football Digest*)
- 1981 — **Gary Johnson**, DT, (AP, PFWA, *College and Pro Football Newsweekly*)
Kellen Winslow, TE, (AP, NEA, PFWA, *Sporting News*, *Pro Football Weekly*, *College and Pro Football Newsweekly*),
- 1982 — **Wes Chandler**, WR, (AP, NEA, PFWA, *College and Pro Football Newsweekly*, *Football Digest*)
Dan Fouts, QB, (AP, NEA, PFWA, *College and Pro Football Newsweekly*)
Doug Wilkerson, G, (AP, NEA, PFWA, *Football Digest*)
Kellen Winslow, TE, (AP, NEA, PFWA, *College and Pro Football Newsweekly*, *Football Digest*)
- 1985 — **Dan Fouts**, QB, (NEA)
Lionel James, KR, (*College and Pro Football Newsweekly*)
- 1989 — **Gill Byrd**, CB, (*Sporting News*)
Leslie O'Neal, DE, (*Football News*)
Lee Williams, DE, (*Sporting News*)
- 1990 — **Marion Butts**, RB, (*Football Digest*),
Gill Byrd, CB, (*Football Digest*)
- 1991 — **Junior Seau**, LB, (NEA)
- 1992 — **Junior Seau**, LB, (AP, NEA, PFWA, *College and Pro Football Newsweekly*, *Pro Football Weekly*, *Sporting News*, *Football Digest*)
- 1993 — **Junior Seau**, LB, (AP, PFWA, *Football Digest*, *Sporting News*)
- 1994 — **John Carney**, K, (AP, *College and Pro Football Newsweekly*, *Sporting News*, *USA Today*)
Leslie O'Neal, DE, (*Football Digest*)
Junior Seau, LB, (AP, PFWA, *College and Pro Football Newsweekly*, *Football Digest*, *Pro Football Weekly*, *Sporting News*)
- 1995 — **Darren Bennett**, P, (AP, PFWA, *College and Pro Football Newsweekly*, *Football Digest*, *Pro Football Weekly*, *Sporting News*, *American Football Quarterly*)
Dwayne Harper, CB, (*Sports Illustrated*)
Junior Seau, LB, (PFWA, *Football Digest*, *Pro Football Weekly*, *Sporting News*, *USA Today*)
- 1996 — **Junior Seau**, LB, (AP, *Sporting News*)
- 1997 — **Eric Metcalf**, KR, (AP, *College and Pro Football Newsweekly*)
- 1998 — **Rodney Harrison**, SS (AP, *Sports Illustrated*, *Pro Football Weekly*, *Sporting News*, *Football Digest*)
Junior Seau, LB, (AP, *Pro Football Weekly*, *Sporting News*, *Football Digest*)
- 2000 — **Junior Seau**, LB, (AP)

- 2001 — **Rodney Harrison**, SS, (*Sporting News*)
Ronny Jenkins, KR, (*College and Pro Football Newsweekly*)
- 2002 — **Donnie Edwards**, LB, (*Football Digest*)
- 2003 — **LaDainian Tomlinson**, RB, (*Sports Illustrated*)
- 2004 — **Donnie Edwards**, LB, (*College and Pro Football Newsweekly*, *Football Digest*, *Sports Illustrated*)
Antonio Gates, TE, (AP, *Football Digest*, *Pro Football Weekly*, *Sporting News*, *Sports Illustrated*),
Mike Scifres, P, (*Sports Illustrated*),
LaDainian Tomlinson, RB, (AP, *College and Pro Football Newsweekly*)
- 2005 — **Antonio Gates**, TE, (AP, PFWA, *Pro Football Weekly*, *Sporting News*, *Sports Illustrated*, *USA Today Sports Weekly*)
Mike Goff, G, (*Sports Illustrated*)
Shawne Merriman, LB, (*Sporting News*, *Sports Illustrated*)
LaDainian Tomlinson, RB, (*Sporting News*)
Jamal Williams, DT, (AP, *Sporting News*)
- 2006 — **Kris Dielman**, G, (ESPN.com)
Antonio Gates, TE, (AP, ESPN.com, PFWA, *Pro Football Weekly*, *Sporting News*, *Sports Illustrated*, *USA Today Sports Weekly*)
Mike Goff, G, (*Sports Illustrated*)
Marcus McNeill, T, (*USA Today Sports Weekly*)
Shawne Merriman, LB, (AP, ESPN.com, PFWA, *Pro Football Weekly*, *Sporting News*, *Sports Illustrated*, *USA Today Sports Weekly*)
Lorenzo Neal, FB, (AP, ESPN.com, *USA Today Sports Weekly*)
LaDainian Tomlinson, RB, (AP, ESPN.com, PFWA, *Pro Football Weekly*, *Sporting News*, *Sports Illustrated*, *USA Today Sports Weekly*)
Jamal Williams, DT, (AP, PFWA, *Pro Football Weekly*, *Sporting News*, *USA Today Sports Weekly*)

ALL-NFL SECOND-TEAM SELECTIONS

- 1976 — **Charlie Joiner**, WR, (*Newspaper Enterprise Association*)
- 1978 — **John Jefferson**, WR, (UPI)
- 1979 — **John Jefferson**, WR, (UPI)
- 1980 — **Rolf Benirschke**, K, (AP)
Dan Fouts, QB, (AP)
Charlie Joiner, WR, (AP)
Louie Kelcher, DT, (AP)
Doug Wilkerson, G, (UPI)
- 1981 — **Louie Kelcher**, DT, (AP)
- 1982 — **Tim Fox**, FS, (AP)
Gary Johnson, DT, (AP)
Chuck Muncie, RB, (UPI)
Russ Washington, T, (AP)
- 1983 — **Dan Fouts**, QB, (UPI)
- 1985 — **Wes Chandler**, WR, (*College and Pro Football Newsweekly*)
Dan Fouts, QB, (AP, UPI)
Lionel James, RB, (UPI)
Jim Lachey, T, (UPI)
- 1986 — **Lee Williams**, DE, (UPI)
Billy Ray Smith, LB, (UPI)
- 1987 — **Chip Banks**, LB, (UPI)
Jim Lachey, T, (AP)
Ralf Mojsisienko, P, (AP, NEA)
Billy Ray Smith, LB, (UPI)
Kellen Winslow, TE, (AP)

- 1988 — **Lee Williams**, DE, (UPI)
Ralf Mojsiejenko, P, (UPI)
- 1989 — **Anthony Miller**, WR, (College and Pro Football Newsweekly)
Leslie O'Neal, DE, (College and Pro Football Newsweekly)
Lee Williams, DE, (AP, College and Pro Football Newsweekly)
- 1990 — **Marion Butts**, RB, (AP, College and Pro Football Newsweekly)
- 1991 — **Junior Seau**, LB, (College and Pro Football Newsweekly)
- 1992 — **Gill Byrd**, CB, (AP, College and Pro Football Newsweekly)
Anthony Miller (College and Pro Football Newsweekly)
Leslie O'Neal, DE, (NEA, College and Pro Football Newsweekly)
David Richards, G, (NEA)
- 1993 — **Junior Seau**, LB, (College and Pro Football Newsweekly)
- 1994 — **John Carney**, K, (Football Digest),
Leslie O'Neal, DE, (AP, College and Pro Football Newsweekly)
- 1995 — **Dwayne Harper**, CB, (Football Digest)
Junior Seau, LB, (AP, College and Pro Football Newsweekly)
- 1996 — **Tony Martin**, WR, (AP, Football Digest)
Junior Seau, LB, (Football Digest)
- 1999 — **Darren Bennett**, P, (Sports Illustrated)
Junior Seau, LB, (AP, College and Pro Football Newsweekly)
- 2001 — **Marcellus Wiley**, DE, (College and Pro Football Newsweekly)
- 2002 — **Donnie Edwards**, LB, (AP)
LaDainian Tomlinson, RB, (AP, Football Digest)
- 2003 — **LaDainian Tomlinson**, RB, (AP, Football Digest)
- 2004 — **Drew Brees**, QB, (College and Pro Football Newsweekly, Football Digest and Pro Football Weekly)
Donnie Edwards, LB, (AP)
Antonio Gates, TE, (College and Pro Football Newsweekly)
Mike Goff, G, (Football Digest)
Jamal Williams, DT, (AP, Football Digest)
- 2005 — **Lorenzo Neal**, FB, (AP)
LaDainian Tomlinson, RB, (AP)
- 2006 — **Nate Kaeding** (AP)
- ALL-AFC SELECTIONS**
- 1970 — **Walt Sweeney**, G, (AP)
1971 — **Walt Sweeney**, G, (AP, UPI)
1973 — **Walt Sweeney**, G, (Sporting News)
1974 — **Russ Washington**, T, (AP)
1977 — **Louie Kelcher**, DT, (UPI)
1978 — **Louie Kelcher**, DT, (UPI)
1979 — **Fred Dean**, DE, (AP)
Dan Fouts, QB, (AP)
John Jefferson, WR, (AP)
Wilbur Young, DT, (UPI)
- 1980 — **Fred Dean**, DE, (Pro Football Weekly)
John Jefferson, WR, (UPI, Pro Football Weekly)
Gary Johnson, DT, (UPI, Pro Football Weekly)
Louie Kelcher, DT, (Pro Football Weekly)
Kellen Winslow, TE, (UPI, Pro Football Weekly)
- 1981 — **James Brooks**, KR, (College & Pro Football Newsweekly)
Dan Fouts, QB, (College and Pro Football Newsweekly)
Chuck Muncie, RB, (UPI, College and Pro Football Newsweekly)
Doug Wilkerson, G, (UPI)
Kellen Winslow, TE, (UPI, College and Pro Football Newsweekly)
- 1982 — **Rolf Benirschke**, K, (UPI)
Wes Chandler, WR, (UPI)
Dan Fouts, QB, (UPI)
Doug Wilkerson, G, (UPI)
Kellen Winslow, TE, (UPI)
- 1984 — **Earnest Jackson**, RB, (Pro Football Weekly)
- 1985 — **Lionel James**, KR, (Football News)
- 1987 — **Lionel James**, PR, (Pro Football Weekly)
Jim Lachey, T, (UPI)
Ralf Mojsiejenko, P, (UPI and Football News)
Kellen Winslow, TE, (UPI and Football News)
- 1989 — **Anthony Miller**, WR, (Pro Football Weekly)
Leslie O'Neal, DE, (UPI, Pro Football Weekly)
Lee Williams, DE, (UPI, Pro Football Weekly)
- 1990 — **Marion Butts**, RB, (UPI, Football News)
Gill Byrd, CB, (Football News)
- 1991 — **Gill Byrd**, CB, (Football News, Pro Football Weekly)
Nate Lewis, WR, (Pro Football Weekly)
Junior Seau, LB, (Football News)
- 1992 — **Gill Byrd**, CB, (UPI)
Anthony Miller, WR, (UPI)
Leslie O'Neal, DE, (UPI)
Junior Seau, LB, (UPI)
- 1993 — **Anthony Miller**, WR, (UPI, Football News)
Junior Seau, LB, (UPI, Football News)
- 1994 — **John Carney**, K, (UPI, Football News)
Andre Coleman, KR, (Football News)
Darrien Gordon, PR, (Football News)
Leslie O'Neal, DE, (UPI, Football News)
Junior Seau, LB, (UPI, Football News)
- 1995 — **Darren Bennett**, P, (UPI, Football News)
Junior Seau, LB, (UPI, Football News)
- 1996 — **Darrien Gordon**, PR, (Football News)
Tony Martin, WR, (Football News)
Junior Seau, LB, (UPI, Football News)
- 1998 — **Rodney Harrison**, SS, (Pro Football Weekly, Football News)
Junior Seau, LB, (Pro Football Weekly, Football News)
- 1999 — **Darren Bennett**, P, (Football News)
- 2001 — **Rodney Harrison**, SS, (Pro Football Weekly)
Marcellus Wiley, DE, (Pro Football Weekly)
- 2004 — **Antonio Gates**, TE, (Pro Football Weekly)
- 2005 — **Antonio Gates**, TE, (Pro Football Weekly)
Jamal Williams, DT, (Pro Football Weekly)
Hanik Milligan, ST, (Pro Football Weekly)
- 2006 — **Antonio Gates**, TE, (PFWA, Pro Football Weekly)
Nate Kaeding, K, (PFWA, Pro Football Weekly)
Shawne Merriman, LB, (PFWA, Pro Football Weekly)
Kassim Osgood, WR, (PFWA, Pro Football Weekly)
LaDainian Tomlinson, RB, (PFWA, Pro Football Weekly)
Jamal Williams, DT, (PFWA, Pro Football Weekly)

Continued next page



ALL-ROOKIE SELECTIONS

- 1974 — **Don Woods**, RB, (Professional Football Writers Association)
- 1975 — **Gary Johnson**, DT, (PFWA)
Louie Kelcher, DT, (PFWA)
- 1976 — **Don Macek**, G, (PFWA)
- 1977 — **Bob Rush**, C, (PFWA)
- 1978 — **John Jefferson**, WR, (PFWA)
- 1982 — **Andre Young**, S, (PFWA)
- 1983 — **Mike Green**, LB, (PFWA)
Danny Walters, CB, (PFWA)
- 1985 — **Gary Anderson**, RB, (PFWA)
John Hendy, CB, (PFWA)
Jim Lachey, T, (PFWA)
- 1986 — **Leslie O'Neal**, DE, (PFWA, UPI)
- 1988 — **David Richards**, OL, (UPI)
- 1989 — **Burt Grossman**, DE, (PFWA, UPI)
Courtney Hall, C, (PFWA, UPI)
- 1990 — **Leo Goeas**, T, (PFWA, UPI)
Junior Seau, LB, (UPI)
- 1991 — **Eric Moten**, G, (PFWA)
Stanley Richard, FS, (PFWA)
Chris Mims, DE, (PFWA)
- 1993 — **Darrien Gordon**, CB, (PFWA)
- 1994 — **Andre Coleman**, KR, (PFWA, *College and Pro Football Newsweekly, Football News, Pro Football Weekly*)
- 1999 — **Jason Perry**, S, (PFWA, *Pro Football Weekly*)
- 2001 — **LaDainian Tomlinson**, RB, (PFWA, *Pro Football Weekly*)
- 2003 — **Jason Ball**, C, (PFWA, *Pro Football Weekly*)
Quentin Jammer, CB, (PFWA, *Pro Football Weekly*)
Ben Leber, LB, (PFWA, *Pro Football Weekly*)
- 2004 — **Nate Kaeding**, K, (PFWA, *Pro Football Weekly*)
Shane Olivea, T, (PFWA, *Pro Football Weekly*)
- 2005 — **Luis Castillo**, DE, (PFWA, *Pro Football Weekly*)
Shawne Merriman, LB, (PFWA, *Pro Football Weekly*)
- 2006 — **Marcus McNeill**, T, (PFWA, *Pro Football Weekly*)

AMERICAN FOOTBALL LEAGUE**ALL-STAR GAME** (Starters capitalized)

- 1962 — **Earl Faison** (DE), **Dick Harris** (CB), **Bill Hudson** (DT), **Emil Karas** (LB), **Jack Kemp** (QB), **Dave Kocurek** (TE), **Charlie McNeil** (S), **Ron Mix** (T), **Don Norton** (WR), **Ernie Wright** (T), **George Blair** (CB-K)
- 1963 — **Reg Carolan** (WR), **Earl Faison** (DE), **Emil Karas** (LB), **Dave Kocurek** (TE), **Ernie Ladd** (DT), **Keith Lincoln** (RB), **Paul Maguire** (LB), **Ron Mix** (T), **Don Norton** (WR), **Bob Zeman** (LS)
- 1964 — **Lance Alworth** (WR), **Earl Faison** (DE), **Emil Karas** (LB), **Ernie Ladd** (DT), **Keith Lincoln** (RB), **Ron Mix** (T), **Tobin Rote** (QB), **Chuck Allen** (LB), **Paul Lowe** (RB), **Ernie Wright** (T)
- 1965 — **Chuck Allen** (LB), **Lance Alworth** (WR), **Frank Buncom** (LB), **Earl Faison** (DE), **Dave Kocurek** (TE), **Ernie Ladd** (DT), **Keith Lincoln** (RB), **Ron Mix** (T), **Walt Sweeney** (G), **John Hadl** (QB)
- 1966 — **Earl Faison** (DE), **Kenny Graham** (S), **John Hadl** (QB), **Ernie Ladd** (DT), **Paul Lowe** (RB), **Lance Alworth** (WR), **Frank Buncom** (LB), **Leslie "Speedy" Duncan** (CB), **Willie Frazier** (TE), **Keith Lincoln** (RB), **Ron Mix** (T), **Walt Sweeney** (G), **Ernie Wright** (T)
- 1967 — **Lance Alworth** (WR), **Ron Mix** (T), **Leslie "Speedy" Duncan** (CB), **Willie Frazier** (TE), **Jacque MacKinnon** (TE), **Walt Sweeney** (G), **Dick Van Raaphorst** (K)
- 1968 — **Lance Alworth** (WR), **Frank Buncom** (LB), **Leslie "Speedy" Duncan** (CB), **Kenny Graham** (S), **Ron Mix** (T), **Walt Sweeney** (G), **Willie Frazier** (TE), **Brad Hubbert** (FB), **Dick Post** (RB), **Rick Redman** (LB)
- 1969 — **Lance Alworth** (WR), **Kenny Graham** (S), **John Hadl** (QB), **Jacque MacKinnon** (TE), **Ron Mix** (T), **Walt Sweeney** (G), **Gary Garrison** (WR)
- 1970 — **Lance Alworth** (WR), **Steve DeLong** (DE), **Kenny Graham** (S), **John Hadl** (QB), **Dick Post** (RB), **Walt Sweeney** (G)

AFC-NFC PRO BOWL (Starters capitalized)

Years for AFL All-Star game and for AFC-NFC Pro Bowl denote years games played, not the seasons.

- 1971 — **Walt Sweeney** (G), **Gary Garrison** (WR)
- 1972 — **Walt Sweeney** (G), **Gary Garrison** (WR)
- 1973 — **Gary Garrison** (WR), **Deacon Jones** (DE), **John Hadl** (QB), **Walt Sweeney** (G)
- 1975 — **Russ Washington** (T)
- 1976 — **Russ Washington** (T)
- 1977 — **Charlie Joiner** (WR)
- 1978 — **Louie Kelcher** (DT), **Russ Washington** (T)
- 1979 — **Louie Kelcher** (DT), **Russ Washington** (T), **John Jefferson** (WR)
- 1980 — **Fred Dean** (DE), **Dan Fouts** (QB), **John Jefferson** (WR), **Russ Washington** (T), **Gary Johnson** (DT), **Charlie Joiner** (WR), **Ed White** (G)
- 1981 — **Fred Dean** (DE), **Kellen Winslow** (TE), **Louie Kelcher** (DT), **John Jefferson** (WR), **Gary Johnson** (DT), **Dan Fouts** (QB), **Charlie Joiner** (WR), **Doug Wilkerson** (G)
- 1982 — **Kellen Winslow** (TE), **Doug Wilkerson** (G), **Gary Johnson** (DT), **Dan Fouts** (QB), **Chuck Muncie** (RB)
- 1983 — **Wes Chandler** (WR), **Dan Fouts** (QB), **Gary Johnson** (DT), **Doug Wilkerson** (G), **Kellen Winslow** (TE), **Rolf Benirschke** (K), **Chuck Muncie** (RB)
- 1984 — **Dan Fouts** (QB), **Kellen Winslow** (TE), **Wes Chandler** (WR)
- 1985 — **Earnest Jackson** (RB)
- 1986 — **Dan Fouts** (QB), **Wes Chandler** (WR)
- 1987 — **Gary Anderson** (RB)
- 1988 — **Kellen Winslow** (TE), **Jim Lachey** (T), **Ralf Mojsisejkeno** (P)
- 1989 — **Lee Williams** (DE)
- 1990 — **Lee Williams** (DE), **Anthony Miller** (WR), **Leslie O'Neal** (DE)
- 1991 — **Marion Butts** (RB), **Anthony Miller** (WR), **Leslie O'Neal** (DE)
- 1992 — **Gill Byrd** (CB), **Junior Seau** (LB), **Marion Butts** (RB)
- 1993 — **Gill Byrd** (CB), **Anthony Miller** (WR), **Leslie O'Neal** (DE), **Junior Seau** (LB), **Ronnie Harmon** (RB)
- 1994 — **Anthony Miller** (WR), **Leslie O'Neal** (DE), **Junior Seau** (LB)
- 1995 — **Natronne Means** (RB), **Leslie O'Neal** (DE), **Junior Seau** (LB), **John Carney** (K)
- 1996 — **Junior Seau** (LB), **Darren Bennett** (P), **Leslie O'Neal** (DE)

- 1997 — **TONY MARTIN** (WR), **JUNIOR SEAU** (LB)
 1998 — **Eric Metcalf** (KR), **Junior Seau** (LB)
 1999 — **RODNEY HARRISON** (SS), **JUNIOR SEAU** (LB)
 2000 — **Junior Seau** (LB)
 2001 — **JUNIOR SEAU** (LB), **Darren Bennett** (P)
 2002 — **RODNEY HARRISON** (SS), **MARCELLUS WILEY** (DE), **RYAN MCNEIL** (CB), **Junior Seau** (LB)
 2003 — **Donnie Edwards** (LB), **Junior Seau** (LB), **LaDainian Tomlinson** (RB)
 2005 — **ANTONIO GATES** (TE), **LaDAINIAN TOMLINSON** (RB), **Drew Brees** (QB)
 2006 — **ANTONIO GATES** (TE), **LORENZO NEAL** (FB), **JAMAL WILLIAMS** (DT), **SHAWNE MERRIMAN** (LB), **Hanik Milligan** (ST), **LaDainian Tomlinson** (RB)
 2007 — **MARCUS MCNEILL** (T), **SHAWNE MERRIMAN** (LB), **LORENZO NEAL** (FB), **LaDAINIAN TOMLINSON** (RB), **JAMAL WILLIAMS** (DT), **David Binn** (LS), **Antonio Gates** (TE), **Nick Hardwick** (C), **Nate Kaeding** (K), **Kassim Osgood** (ST) **Philip Rivers** (QB) was selected but did not play due to a foot injury.

PRO BOWL PLAYER OF THE GAME

- 1982 — **Dan Fouts** (QB), **John Jefferson** (WR)

AFC OFFENSIVE PLAYER OF THE WEEK

- 1984 — **Dan Fouts**, QB, (Week 6)
 1985 — **Lionel James**, RB, (Weeks 3, 10)
Dan Fouts, QB, (Week 9)
 1986 — **Charlie Joiner**, WR, (Week 5)
 1987 — **Dan Fouts**, QB, (Week 8)
 1988 — **Gary Anderson**, RB, (Week 11)
 1990 — **Marion Butts**, RB, (Week 13)
 1991 — **Rod Bernstine**, RB, (Week 16)
 1992 — **Rod Bernstine**, RB, (Week 7)
Stan Humphries, QB, (Week 8)
 1994 — **Natrone Means**, RB, (Week 6)
Stan Humphries, QB, (Week 16)
 1995 — **Tony Martin**, WR, (Week 16)
 1996 — **Stan Humphries**, QB, (Week 4)
 1997 — **Tony Martin**, WR, (Week 5)
Gary Brown, RB, (Week 6)
 2002 — **LaDainian Tomlinson**, RB, (Weeks 4, 13)
 2003 — **LaDainian Tomlinson**, RB, (Week 7)
Doug Flutie, QB, (Week 10)
Drew Brees, QB, (Week 8)
 2005 — **LaDainian Tomlinson**, RB, (Weeks 3, 6, 12)
Drew Brees, QB, (Week 4)
 2006 — **Philip Rivers**, QB, (Week 6) **LaDainian Tomlinson**, RB, (Weeks 9, 11, 14, 15)

AFC DEFENSIVE PLAYER OF THE WEEK

- 1986 — **Billy Ray Smith**, LB, (Week 1)
Jeff Dale, S, (Week 10)
 1988 — **Gill Byrd**, CB, (Week 15)
 1989 — **Gill Byrd**, CB, (Week 3)
Leslie O'Neal, DE, (Weeks 9, 16)
 1990 — **Gill Byrd**, CB, (Week 8)
 1991 — **Billy Ray Smith**, LB, (Week 12)
 1992 — **Stan Humphries**, QB, (Week 8)
 1993 — **Junior Seau**, LB, (Week 3)
Donald Frank, CB, (Week 9)
 1994 — **Junior Seau**, LB, (Week 1)
 1995 — **Rodney Harrison**, SS, (Week 2)
Leslie O'Neal, DE, (Week 8)
 1996 — **Junior Seau**, LB, (Weeks 5, 10)
 1998 — **Norman Hand**, DT, (Week 7)

- 1999 — **Rodney Harrison**, SS, (Week 5)
 2002 — **Marcellus Wiley**, DE, (Week 3)
 2004 — **Drayton Florence**, CB, (Week 13)
Donnie Edwards, LB, (Week 14)
Shawne Merriman, LB, (Week 15)
 2006 — **Jamal Williams**, DT, (Week 4)
Shawne Merriman, LB, (Week 16)

AFC SPECIAL TEAMS PLAYER OF THE WEEK

- 1993 — **John Carney**, K, (Weeks 1, 3)
 1994 — **John Carney**, K, (Week 4)
Darrien Gordon, PR, (Week 13)
Andre Coleman, KR, (Week 17)
 1995 — **Andre Coleman**, KR, (Week 3)
 1996 — **John Carney**, K, (Weeks 1, 5)
 1997 — **Eric Metcalf**, PR, (Week 10)
 1998 — **John Carney**, K, (Week 1)
 1999 — **John Carney**, K, (Week 14)
 2000 — **Ronney Jenkins**, KR, (Week 2)
John Carney, K, (Week 13)
 2001 — **Tim Dwight**, PR, (Week 1)
Wade Richey, K, (Week 2)

AFC OFFENSIVE PLAYER OF THE MONTH

- 1989 — **Anthony Miller**, WR, (November)
 1992 — **Stan Humphries**, QB, (October)
 1994 — **Stan Humphries**, QB, (September)
Natrone Means, RB, (October)
 1995 — **Tony Martin**, WR, (December)
 2006 — **LaDainian Tomlinson**, RB, (November)

AFC DEFENSIVE PLAYER OF THE MONTH

- 1992 — **Chris Mims**, DE, (November)
Leslie O'Neal, DE, (December)
 2001 — **Ryan McNeil**, CB, (September)
 2002 — **Junior Seau**, LB, (September)

AFC SPECIAL TEAMS PLAYER OF THE MONTH

- 1993 — **John Carney**, K, (September)
 1994 — **John Carney**, K, (October)
Andre Coleman, KR, (December)
Andre Coleman, KR, (September)
 1996 — **John Carney**, K, (September)
 1997 — **Greg Davis**, K, (October)
Eric Metcalf, PR, (November)
 2001 — **Ronney Jenkins**, KR, (October)

NFL OFFENSIVE ROOKIE OF THE MONTH

- 2006 — **Marcus McNeill**, T, (September)

AFC OFFENSIVE ROOKIE OF THE MONTH

- 2001 — **LaDainian Tomlinson**, RB, (September)

AFC DEFENSIVE ROOKIE OF THE MONTH

- 1997 — **Paul Bradford**, CB, (November)

FED EX GROUND NFL PLAYER OF THE YEAR

- 2006 — **LaDainian Tomlinson**, RB

FED EX AIR NFL PLAYER OF THE WEEK

- 2003 — **Doug Flutie**, QB, (Week 10)
 2004 — **Drew Brees**, QB, (Weeks 8, 9)
 2005 — **Drew Brees**, QB, (Week 11)
 2006 — **Philip Rivers**, QB, (Week 6)





FED EX GROUND NFL PLAYER OF THE WEEK

- 2003 — **LaDainian Tomlinson**, RB, (Week 10)
- 2004 — **LaDainian Tomlinson**, RB, (Week 14)
- 2005 — **LaDainian Tomlinson**, RB, (Weeks 3, 4, 6, 9, 12)
- 2006 — **LaDainian Tomlinson**, RB, (Weeks 1, 6, 9, 10, 11, 13, 14, 15)

Pro Bowl Appearances

- 12 - Junior Seau (1991-2002)
- 6 - Dan Fouts (1980-84, 1986), Leslie O'Neal (1990-91, 1993-96)
- 5 - Russ Washington (1975-76, 1979-80), Kellen Winslow (1981-84, 1988)
- 4 - Gary Johnson (1980-83), Anthony Miller (1990-91, 1993-94), LaDainian Tomlinson (2003-2007)
- 3 - Wes Chandler (1983-84, 1986), Gary Garrison (1971-73), Antonio Gates (2005-07), John Jefferson (1979-81), Charlie Joiner (1977, 1980-81), Louie Kelcher (1978-79, 1981), Walt Sweeney (1971-73), Doug Wilkerson (1981-83)
- 2 - Darren Bennett (1996, 2001), Marion Butts (1991-92), Gill Byrd (1992-93), Fred Dean (1980-81), Rodney Harrison (1999, 2002), Shawne Merriman (2006-07), Chuck Muncie (1982-83), Lorenzo Neal (2006-07), Jamal Williams (2006-07), Lee Williams (1989-90)
- 1 - Gary Anderson (1987), Rolf Benirschke (1983), David Binn (2007), Drew Brees (2005), John Carney (1995), Donnie Edwards (2004), John Hadl (1973), Nick Hardwick (2007), Ronnie Harmon (1993), Earnest Jackson (1985), Deacon Jones (1973), Nate Kaeding (2007), Jim Lachey (1988), Tony Martin (1997), Ryan McNeil (2002), Marcus McNeil (2007), Natrone Means (1995), Eric Metcalf (1998), Hanik Milligan (2006), Ralf Mojsisienko (1988), Kassim Osgood (2007), Ed White (1980), Marcellus Wiley (2002)



Photo: Mike Nowak

HISTORY

SPORTS
HATS OFF
Forward pr
SPORTS
BALLY JUN

SAN DIEGO CHARGERS HONORS

CHARGERS RETIRED NUMBERS

- 1988 — **Dan Fouts** (number 14)
2005 — **Lance Alworth** (number 19)

CHARGERS HALL OF FAME

- 1976 — **Frank Buncom**, * LB, 1962-67
Emil Karas, * LB, 1960-64, 66
Bob Laraba, * LB, 1960-61
Jacque MacKinnon, * TE, 1961-69
Lance Alworth, WR, 1962-1970
1978 — **Ron Mix**, T, 1960-69
1979 — **Paul Lowe**, RB, 1960-68
1980 — **Barron Hilton**, Majority Owner, 1960-66
Keith Lincoln, RB, 1961-66, 1968
1981 — **Ernie Ladd**, DT, 1961-65
Walt Sweeney, G, 1963-1973
1983 — **John Hadl**, QB, 1962-1972
1984 — **Chuck Allen**, LB, 1961-69
1985 — **Gary Garrison**, WR, 1966-1976
Sid Gillman, Head Coach, 1960-69, 1971
1986 — **Earl Faison**, DE, 1961-66
1993 — **Dan Fouts**, QB, 1973-1987
Charlie Joiner, WR, 1976-1986
1994 — **Don Coryell**, Head Coach, 1978-1986
1995 — **Leslie "Speedy" Duncan**, CB, 1964-1970
1995 — **Kellen Winslow**, TE, 1979-1987
1995 — **Russ Washington**, T, 1968-1982
1996 — **George Pernicano**, Minority Owner, 1961-present
1997 — **Rolf Benirschke**, K, 1977-1986
1998 — **Gill Byrd**, CB, 1983-1992
1999 — **Gary "Big Hands" Johnson**, OL, 1975-1984
2000 — **Doug Wilkerson**, OL, 1971-1984
2001 — **Wes Chandler**, WR, 1981-87
2002 — **Stan Humphries**, QB, 1992-97
Bobby Ross, Head Coach, 1992-96
2003 — **Louie Kelcher**, DT, 1975-1983
2004 — **Don Macek**, C, 1976-89
Ed White, G, 1978-85

*Honorary Members (Inducted posthumously)

CHARGERS MOST VALUABLE PLAYER

- 1961 — **Earl Faison**, DE
1962 — **Ron Mix**, T
1963 — **Tobin Rote**, QB
1964 — **Keith Lincoln**, FB
1965 — **Lance Alworth**, WR
1966 — **Lance Alworth**, WR
1967 — **John Hadl**, QB
1968 — **John Hadl**, QB
1969 — **Steve DeLong**, DE
1970 — **Gary Garrison**, WR
1971 — **John Hadl**, QB
1972 — **Cid Edwards**, RB
1973 — **Russ Washington**, T
1974 — **Don Woods**, RB
1975 — **Pat Curran**, TE
1976 — **Charlie Joiner**, WR
1977 — **Louie Kelcher**, DT
1978 — **John Jefferson**, WR
1979 — **Dan Fouts**, QB
1980 — **John Jefferson**, WR
1981 — **Dan Fouts**, QB
1982 — **Dan Fouts**, QB

- 1983 — **Charlie Joiner**, WR
1984 — **Earnest Jackson**, RB
1985 — **Lionel James**, RB
1986 — **Gary Anderson**, RB
1987 — **Billy Ray Smith**, LB
1988 — **Gary Anderson**, RB
1989 — **Anthony Miller**, WR
1990 — **Marion Butts**, RB
1991 — **Ronnie Harmon**, RB
1992 — **Ronnie Harmon**, RB
1993 — **Leslie O'Neal**, DE
Junior Seau, LB
1994 — **Natrone Means**, RB
1995 — **Dwayne Harper**, CB
Leslie O'Neal, DE
1996 — **Tony Martin**, WR
1997 — **Junior Seau**, LB
1998 — **Junior Seau**, LB
1999 — **Junior Seau**, LB
2000 — **Junior Seau**, LB
2001 — **Junior Seau**, LB
2002 — **LaDainian Tomlinson**, RB
2003 — **LaDainian Tomlinson**, RB
2004 — **Drew Brees**, QB
2005 — **LaDainian Tomlinson**, RB
2006 — **LaDainian Tomlinson**, RB

CHARGERS LINEMAN OF YEAR

- 1971 — **Walt Sweeney**, G
1972 — **Deacon Jones**, DE
1973 — **Russ Washington**, T
1974 — **Doug Wilkerson**, G
1975 — **Doug Wilkerson**, G
1976 — **Doug Wilkerson**, G
1977 — **Doug Wilkerson**, G
1978 — **Fred Dean**, DE
1979 — **Wilbur Young**, DT
1980 — **Gary "Big Hands" Johnson**, DT
1981 — **Doug Wilkerson**, G
1982 — **Doug Wilkerson**, G
1983 — **Ed White**, G
1984 — **Ed White**, T
Doug Wilkerson, G
1985 — **Ed White**, G
1986 — **Jim Lachey**, T
1987 — **Jim Lachey**, T
1988 — **Lee Williams**, DE
1989 — **Leslie O'Neal**, DE
Lee Williams, DE
1990 — **Lee Williams**, DE
1991 — **Courtney Hall**, C
Harry Swayne, T
Leslie O'Neal, DE
1993 — **Courtney Hall**, C
1994 — **Leslie O'Neal**, DE
1995 — **Shawn Lee**, DT
1996 — **Eric Moten**, G
1997 — **Raleigh McKenzie**, C
John Parrella, DT
1998 — **Norman Hand**, DT
1999 — **Norman Hand**, DT
Rayley Johnson, DE
2000 — **John Parrella**, DT
2001 — **Rayley Johnson**, DE

Continued next page





CHARGERS LINEMAN OF YEAR, *cont.*

- 2002 — Jason Ball, C
- 2003 — Cory Raymer, C
DeQuincy Scott, DT
- 2004 — Jamal Williams, DT
- 2005 — Jamal Williams, DT
- 2006 — Kris Dielman, G
Marcus McNeill, T
Jamal Williams, DT

CHARGERS MOST INSPIRATIONAL PLAYER

(Emil Karas Memorial Award)

- 1975 — Pat Curran, TE
- 1976 — Tom Graham, MLB
- 1977 — Pat Curran, TE
- 1978 — Hank Bauer, HB
- 1979 — Glen Edwards, FS
- 1980 — Rolf Benirschke, K
Glen Edwards, S
Charlie Joiner, WR
- 1981 — Charlie Joiner, WR
- 1982 — Charlie Joiner, WR
- 1983 — Charlie Joiner, WR
- 1984 — Charlie Joiner, WR
- 1985 — Charlie Joiner, WR
- 1986 — Charlie Joiner, WR
- 1987 — Woodrow Lowe, LB
- 1988 — Gill Byrd, CB
- 1989 — Gill Byrd, CB
- 1990 — Gill Byrd, CB
- 1991 — Gill Byrd, CB
- 1992 — Gill Byrd, CB
- 1993 — Gill Byrd, CB
- 1994 — Eric Bieniemy, RB
Eric Moten, G
Eric Moten, G
- 1995 — Kevin Ross, S
- 1996 — Junior Seau, LB
- 1997 — Charles Dimry, CB
- 1998 — Charles Dimry, CB
- 1999 — John Parrella, DT
- 2000 — John Parrella, DT
- 2001 — Junior Seau, LB
- 2002 — Doug Flutie, QB
LaDainian Tomlinson, RB
- 2003 — Drew Brees, QB
- 2004 — Randall Godfrey, LB
- 2005 — Randall Godfrey, LB
- 2006 — Randall Godfrey, LB

CHARGERS DEFENSIVE PLAYER OF YEAR

(David Griggs Memorial Award)

- 1996 — Rodney Harrison, S
- 1997 — Rodney Harrison, S
- 1998 — Junior Seau, LB
- 1999 — Junior Seau, LB
- 2000 — Rodney Harrison, S
- 2001 — Rodney Harrison, S
Ryan McNeil, CB
- 2002 — Donnie Edwards, LB
- 2003 — Donnie Edwards, LB
- 2004 — Jamal Williams, DT
- 2005 — Jamal Williams, DT
- 2006 — Shawne Merriman, LB

CHARGERS OFFENSIVE PLAYER OF YEAR

(Rodney Culver Memorial Award)

- 1996 — Tony Martin, WR
- 1997 — Gary Brown, RB
- 1998 — Natrone Means, RB
- 1999 — Jeff Graham, WR
- 2000 — Freddie Jones, TE
- 2001 — LaDainian Tomlinson, RB
- 2002 — LaDainian Tomlinson, RB
- 2003 — LaDainian Tomlinson, RB
- 2004 — Antonio Gates, TE
- 2005 — Antonio Gates, TE
LaDainian Tomlinson, RB
Philip Rivers, QB

CHARGERS SPECIAL TEAMS PLAYER OF YEAR

- 1978 — Artie Owens, WR
Pete Shaw, S
- 1979 — Pete Shaw, S
- 1980 — Hank Bauer, RB
- 1981 — Hank Bauer, RB
- 1982 — Ray Preston, LB
- 1983 — Derrie Nelson, LB
- 1984 — Vince Osby, LB
- 1985 — Derrie Nelson, RB
- 1986 — Ty Allert, LB
- 1987 — Daniel Hunter, CB
- 1988 — Randy Kirk, LB
- 1989 — Ken Woodard, LB
- 1990 — John Carney, K
- 1991 — Darren Carrington, S
- 1992 — Darren Carrington, S
- 1993 — Lew Bush, LB
- 1994 — Andre Coleman, WR
- 1995 — Andre Coleman, WR
- 1996 — Mark Montreuil, CB
- 1997 — Eric Metcalf, WR
- 1998 — Steve Tovar, LB
- 1999 — Fred McCrary, FB
- 2000 — Darren Bennett, P
- 2001 — Ronney Jenkins, RB
- 2002 — Carlos Polk, LB
- 2003 — Leon Johnson, RB
Carlos Polk, LB
- 2004 — Mike Scifres, P
- 2005 — Kassim Osgood, WR
- 2006 — Kassim Osgood, WR

CAPTAINS

- 1961 — Jack Kemp (QB), Bill Hudson (DT)
- 1962 — Dave Kocourek (TE), Chuck Allen (MLB)
- 1963 — Ron Mix (T), Emil Karas (LB)
- 1964 — Tobin Rote (QB), Earl Faison (DE)
- 1965 — John Hadl (QB), Chuck Allen (MLB)
- 1966 — John Hadl (QB), Chuck Allen (MLB)
- 1967 — John Hadl (QB), Sam Gruneisen (C), Chuck Allen (MLB), Frank Buncom (LB)
- 1968 — John Hadl (QB), Sam Gruneisen (C), Chuck Allen (MLB), Frank Buncom (LB)
- 1969 — John Hadl (QB), Ron Mix (T), Chuck Allen (LB), Rick Redman (MLB)
- 1970 — John Hadl (QB), Sam Gruneisen (C), Kenny Graham (S), Rick Redman (LB)
- 1971 — John Hadl (QB), Pettis Norman (TE), Rick Redman (LB), Pete Barnes (LB)

HISTORY



1972	—	John Hadl (QB), Sam Gruneisen (C), Deacon Jones (DE)
1973	—	John Unitas (QB), Deacon Jones (DE)
1974	—	Russ Washington (T), Coy Bacon (DE), Dave Rowe (DT)
1975	—	Russ Washington (T), Chris Fletcher (S)
1976	—	Russ Washington (T), Chris Fletcher (S)
1977	—	James Harris (QB), Louie Kelcher (DT), Ray Preston (LB)
1978	—	Russ Washington (T), Louie Kelcher (DT)
1979	—	Russ Washington (T), Louie Kelcher (DT)
1980	—	Woodrow Lowe (LB), Doug Wilkerson (G), Ed White (G), Louie Kelcher (DT)
1981	—	Woodrow Lowe (LB), Doug Wilkerson (G), Ed White (G), Louie Kelcher (DT)
1982	—	Woodrow Lowe (LB), Doug Wilkerson (G), Ed White (G), Hank Bauer (RB)
1983	—	Woodrow Lowe (LB), Doug Wilkerson (G), Ed White (G), Ray Preston (LB)
1984	—	Woodrow Lowe (LB), Doug Wilkerson (G), Charlie Joiner (WR), Ray Preston (LB)
1985	—	Woodrow Lowe (LB), Billy Ray Smith (LB), Ed White (G), Charlie Joiner (WR)
1986	—	Woodrow Lowe (LB), Charlie Joiner (WR)
1987	—	Dan Fouts (QB), Don Macek (C), Billy Ray Smith (LB), Lee Williams (DE)
1988	—	Billy Ray Smith (LB), Dennis McKnight (G), Lee Williams (DE), Don Macek (C)
1989	—	Billy Ray Smith (LB), Leslie O'Neal (LB), Anthony Miller (WR), Lee Williams (DE)
1990	—	Martin Bayless (SS), Richard Brown (LB), Broderick Thompson (T)
1991	—	Alternated each game
1992	—	Alternated each game
1993	—	Alternated each game
1994	—	Stan Brock (T), Courtney Hall (C), Leslie O'Neal (DE), Junior Seau (LB)
1995	—	Stan Brock (T), Courtney Hall (C), Leslie O'Neal (DE), Junior Seau (LB)
1996	—	Tony Martin (WR), Eric Moten (G), Kevin Ross (S), Junior Seau (LB)
1997	—	Alternated each game
1998	—	Alternated each game
1999	—	Alternated each game
2000	—	Alternated each game
2001	—	Alternated each game
2002	—	Alternated each game
2003	—	Drew Brees (QB), Donnie Edwards (LB), Carlos Polk (LB), LaDainian Tomlinson (RB)
2004	—	Donnie Edwards (LB), Carlos Polk (LB), LaDainian Tomlinson (RB), Jamal Williams (DT)
2005	—	Drew Brees (QB), Steve Foley (LB), Hanik Milligan (S), Kassim Osgood (WR), LaDainian Tomlinson (RB), Jamal Williams (DT)
2006	—	Randall Godfrey (LB), Kassim Osgood (WR), Philip Rivers (QB), LaDainian Tomlinson (RB)

CHARGERS 2004**ALUMNI PLAYER OF THE WEEK**

Week 1	—	Drew Brees
Week 2	—	Stephen Cooper
Week 3	—	Jamal Williams
Week 4	—	Reche Caldwell
Week 5	—	Jesse Chatman
Week 6	—	Eric Parker
Week 7	—	Terrence Kiel
Week 8	—	Ben Leber
Week 9	—	Antonio Gates
Week 10	—	LaDainian Tomlinson
Week 11	—	Offensive Line
Week 12	—	Donnie Edwards
Week 13	—	Mike Scifres
Week 14	—	Lorenzo Neal
Week 15	—	Steve Foley
Week 16	—	Doug Flutie

CHARGERS 2005**ALUMNI PLAYER OF THE WEEK**

Week 1	—	Kassim Osgood
Week 2	—	Randall Godfrey
Week 3	—	LaDainian Tomlinson
Week 4	—	Drew Brees
Week 5	—	Donnie Edwards
Week 6	—	Roman Oben
Week 7	—	Jamar Fletcher
Week 8	—	Antonio Gates
Week 9	—	Shaun Phillips
Week 10	—	Keenan McCardell
Week 11	—	Eric Parker
Week 12	—	Clinton Hart
Week 13	—	Jamal Williams
Week 14	—	Nate Kaeding
Week 15	—	Luis Castillo

CHARGERS 2006**ALUMNI PLAYER OF THE WEEK**

Week 1	—	Shawne Merriman
Week 2	—	Philip Rivers
Week 3	—	Jamal Williams
Week 4	—	Eric Parker
Week 5	—	LaDainian Tomlinson
Week 6	—	Nate Kaeding
Week 7	—	Marlon McCree
Week 8	—	Randall Godfrey
Week 9	—	Malcom Floyd
Week 10	—	Offensive Line
Week 11	—	Quentin Jammer
Week 12	—	Lorenzo Neal
Week 13	—	Antonio Gates
Week 14	—	Vincent Jackson
Week 15	—	Jacques Cesaire
Week 16	—	Shaun Phillips



CHRONOLOGY

1959

- Aug. 14** –First meeting of proposed football league is held in Chicago with representatives of six teams, including Los Angeles entry headed by Barron Hilton.
- Aug. 22** –Second meeting of proposed football league is held in Dallas with announcement that league will be known as "American Football League."
- Oct. 14** –Frank Leahy, former Notre Dame football coach, is named general manager of Los Angeles team.
- Oct. 28** –Gerald Courtney of Hollywood wins expenses-paid trip to Mexico City and Acapulco for submitting "Chargers" in name-the-team contest. The organization liked the name, Chargers, because "Charge" is what fans yelled at USC games in the Coliseum.

1960

- Jan. 7** –Sid Gillman signs three-year contract to become head coach of Chargers.
- March 20** –Owner Barron Hilton unveils Chargers uniforms, blue and gold with lightning bolts on sides of helmets and trousers, at a cocktail party at Hilton's Santa Monica residence. Jack Kemp and Ron Mix model the uniforms. Hilton chose lightning bolts because he associated a "Charge" of lightning with a lightning bolt. He also liked the bolts that were on the helmets of the Air Force Academy football team, but wanted something slightly different, so he had the "Chargers Bolt" designed to be different and placed them on the uniforms.
- April 9-12** –A total of 207 candidates is reduced to three who are invited back to summer training camp after four-day tryout camp in Burbank.
- June 9** –AFL teams sign five-year contract with American Broadcasting Company for televising selected games.
- July 1** –General manager Frank Leahy resigns because of poor health.
- July 8** –Chargers open training camp at Chapman College, Orange, 30 miles Southeast of Los Angeles.
- July 9** –Sid Gillman assumes dual role of coach and general manager.
- Aug. 6** –Paul Lowe returns opening kickoff 105 yards for a touchdown as Chargers defeat New York Titans 27-7 before 27,778 in Los Angeles Coliseum in first preseason game.
- Sept. 10** –The Chargers overcome 20-7 deficit in fourth quarter to defeat Dallas 21-20 before 17,724 persons in Coliseum in opening league game.
- Dec. 10** –A crowd of 9,928 at Coliseum watches Chargers top Denver 41-33 to clinch AFL Western Division title.
- Dec. 23** –Hilton says he will accept invitation to visit San Diego for possible move of Chargers from Los Angeles.

1961

- Jan. 1** –A crowd of 32,183 in Jeppesen Stadium and a national television audience sees host Houston defeat Chargers 24-16 for AFL Championship.
- Jan. 6** –Civic leaders form Greater San Diego Sports Association to attract major-league sports following Hilton's visit to San Diego.
- Feb. 10** –AFL gives Hilton formal approval to move Chargers to San Diego.
- May 1** –Workers begin enlarging the Chargers future home, Balboa Stadium, which will add an upper deck and increase capacity from 23,000 to 34,000.

- July 22** –The Chargers open training camp at University of San Diego.
- Aug. 6** –Balboa Stadium is reminiscent of ancient Roman ruins as Chargers defeat Houston 27-14, on a 93-degree afternoon before paid crowd of 12,304 in first preseason game.
- Nov. 19** –Chargers defeat Dallas 24-14 to clinch AFL West title with five games remaining. Charlie McNeil makes club's 43rd pass interception, a professional record.
- Dec. 17** –The Chargers lose to Boston 41-0 in Balboa Stadium, but Dick Harris intercepts Babe Parilli's pass to Gino Cappelletti, the Chargers 49th interception of the season, setting a new NFL record.
- Dec. 24** –Houston defeats Chargers 10-3 before 29,556 in Balboa Stadium to win second AFL championship.

1962

- Jan. 7** –West defeats East 47-27 in Balboa Stadium in first AFL All-Star game, featuring 11 Chargers players and the team's coaches.
- Sept. 16** –Keith Lincoln returns kickoff 103 yards versus New York Titans for first kickoff return touchdown in team history.

1963

- Jan. 13** –Earl Faison is named Outstanding Defensive Player as West defeats East 21-14 in AFL All-Star game before 27,641 in Balboa Stadium.
- April 30** –Barron Hilton and his father, Conrad, sell one-third of their interest in the Chargers to San Diego businessmen John Mabee, George Perricano, Kenneth Swanson and James Copley, and Los Angeles businessman M.L. Bengston.
- July 10** –The Chargers open training camp at Rough Acres Ranch, located near Boulevard, a hamlet of 100 persons in the mountains of east San Diego County, 60 miles from the city.
- Dec. 22** –Eight Chargers score and Paul Lowe rushes for 183 yards and two touchdowns on 17 carries as Chargers clinch AFL West title with 58-20 victory over Denver. The season ended one week later than scheduled after AFL postponed games weekend following Nov. 22 assassination of President John F. Kennedy.

1964

- Jan. 5** –Keith Lincoln accounts for 349 yards of total offense as Chargers win AFL Championship defeating Boston 51-10 before 30,127 in Balboa Stadium.
- Jan. 19** –Lincoln is named MVP after gaining 121 yards on 14 carries as West defeats East, 27-14 in front of 20,016 in AFL All-Star game at Balboa Stadium.
- Jan. 29** –AFL signs a five-year television contract with National Broadcasting Company for a record \$36 million; the contract will commence with the 1965 season.
- July 15** –The Chargers open training camp at the Travelodge in Escondido.
- Oct. 3** –The Chargers and New York Jets tied 17-17 before a record AFL crowd of 50,222 fans, including 46,828 paid, in New York's Shea Stadium.
- Nov. 26** –A Balboa Stadium attendance record of 34,865 is set as Buffalo defeats San Diego 27-24 on Thanksgiving Day.
- Dec. 6** –The Chargers defeat the Jets 38-3 before 25,753 in Balboa Stadium to clinch their fourth AFL West title in five years.



HISTORY

Dec. 26—With Lance Alworth out of the game with a knee injury and fullback Keith Lincoln sidelined in the first quarter with a fractured rib, the Chargers are beaten 20-7 in Buffalo for the AFL Championship.

1965

Jan. 16—Keith Lincoln runs 80 yards for one touchdown and combines on a 73-yard pass play for a touchdown as the West defeats the East 38-14 in the AFL All-Star game at Houston's Jeppesen Stadium. The game, originally moved from San Diego to New Orleans, was switched to Houston on one day's notice after black players experienced mistreatment in New Orleans.

April 27—The San Diego City Council endorses construction of a multipurpose stadium in Mission Valley and drops idea of a floating stadium in Mission Bay.

May 17—The City Council approves expenditure of \$750,000 for architectural and engineering drawings of a 50,000-seat stadium at the southwest corner of Friars Road and Murphy Canyon Road in Mission Valley.

Nov. 2—Construction of a \$27 million stadium is authorized by a 73 percent "yes" vote by San Diego citizens.

Dec. 12—San Diego wins fifth AFL West title in six years by defeating Houston 37-26.

Dec. 23—Paul Lowe and Lance Alworth finish 1-2 in balloting by players for AFL player of the year.

Dec. 24—Groundbreaking ceremonies are conducted for San Diego Stadium.

Dec. 26—Buffalo defeats the Chargers 23-0 in front of 30,361 in Balboa Stadium for AFL Championship; a new automobile, the "Charger," is introduced by Chrysler officials at halftime.

1966

Jan. 15—The AFL All-Stars beat the Buffalo Bills 30-19 as Lance Alworth catches two touchdown passes and Chargers linebacker Frank Buncom is Defensive Player of the Game before a crowd of 35,572 in Houston's Rice Stadium.

Jan. 18—Tight end Dave Kourek, guard Ernest Park, and defensive backs Dick Westmoreland and Jimmy Warren are selected from San Diego by Miami in the allocation draft to stock the new AFL franchise during league meeting in Houston.

June 8—AFL and NFL teams announce plans to merge in 1970; the Chargers and Los Angeles Rams announce they will play three preseason games in San Diego Stadium beginning in 1967.

Aug. 25—Eugene V. Klein of Beverly Hills heads a group of 21 business executives who purchase the Chargers for \$10 million, a record transaction in professional football.

1967

Aug. 20—San Diego Stadium is dedicated before a crowd of 45,988; Detroit defeats the Chargers 38-17 in San Diego's first meeting with an NFL team.

Oct. 15—Leslie "Speedy" Duncan has 203 yards in returns, 35 on a fumble recovery for a touchdown, 68 on four kickoff returns, and 100 for a touchdown on the longest interception return in AFL history as the Chargers defeat Kansas City 45-31 in a game in which the teams combine for 897 yards total offense and 622 yards in returns.

Dec. 3—The Chargers fall to Oakland 41-21 before 52,661, the first sellout crowd in San Diego Stadium history; another 2,018 persons watch the game on closed-circuit television at the San Diego Sports Arena.

1968

Aug. 3—The Chargers open the preseason at home and score their first victory over an NFL team, defeating San Francisco 30-18 before 39,553 in San Diego Stadium.

Nov. 24—Leslie "Speedy" Duncan sets an AFL record with a 95-yard punt return for a touchdown in a 37-15 loss to the New York Jets in San Diego Stadium.

1969

July 11—The Chargers open training camp at the University of California at Irvine.

Sept. 28—The Chargers defeat the defending Super Bowl III champion New York Jets before a record San Diego Stadium crowd of 54,042.

Nov. 14—Offensive backfield coach Charlie Waller is named head coach following the resignation of Sid Gillman, who is suffering from a stomach ulcer and chest hernia. Gillman continues as general manager.

Dec. 14—Lance Alworth sets a professional record with a pass reception in his 96th consecutive game; the Chargers finish with an 8-6 record and a 45-6 victory over Buffalo.

1970

Jan. 17—John Hadl completes 18 of 26 passes for 224 yards and one touchdown while leading the West to a 26-3 victory over the East in the final AFL All-Star game before 30,170 in the Houston Astrodome.

Sept. 27—Smoke and ashes from a huge fire in San Diego's east county darken the skies over San Diego Stadium as John Hadl hurls touchdown passes of 65 yards to Jeff Queen and 37 yards to Lance Alworth in the final 5:18, giving the Chargers a 27-27 tie with Oakland.

Dec. 30—Sid Gillman returns as head coach and Charlie Waller becomes offense coach in staff reorganization announced by President Gene Klein.

1971

Feb. 13—Harland Svare is named general manager.

May 19—The Chargers trade wide receiver Lance Alworth to Dallas for tight end Pettis Norman, tackle Tony Liscio and defensive tackle Ron East.

Nov. 15—Dennis Pardee's 45-yard field goal at the gun lifts the Chargers to a 20-17 Monday Night Football victory over St. Louis.

Nov. 22—After a 34-33 loss at Oakland leaves San Diego with a 4-6 record, Head Coach Sid Gillman resigns and is replaced on an interim basis by General Manager Harland Svare.

Dec. 19—Svare is named head coach in a locker room press conference following 49-33 loss at Houston.

1972

Jan. 18—John Hadl is named National Football League "Man of the Year" for top citizen-athlete of 1971; a \$25,000 scholarship fund in Hadl's name will benefit San Diego students.

March 28—Former Chargers great Lance Alworth is inducted into the San Diego Hall of Fame at the Balboa Park Hall of Champions.

Sept. 5—The Chargers trade defensive tackle George Wright to Cleveland for a 1973 fifth-round draft choice, climaxing a 221-day period in which General Manager-Head Coach Harland Svare consummated 21 trades, an NFL record.

Dec. 3—The Chargers outgain Oakland, 440 yards to 298, and Mike Garrett rushes for 145 yards on 28 carries but the Bolts lose 21-19 before a record San Diego Stadium crowd of 54,611.

Continued next page



1973

- Jan. 22**—The Chargers obtain future Hall-of-Fame quarterback Johnny Unitas from Baltimore.
- Jan. 25**—The Chargers trade quarterback John Hadl to Los Angeles for defensive end Coy Bacon and running back Bob Thomas.
- Sept. 30**—Unitas' 30-yard pass to Mike Garrett against Cincinnati in San Diego makes Unitas the first quarterback to pass for more than 40,000 yards.
- Nov. 5**—Harland Svare resigns as head coach but remains general manager; Ron Waller is appointed interim head coach.

1974

- Jan. 8**—Tommy Prothro is named the fifth head coach of the Chargers by President Gene Klein.
- Jan. 29**—Prothro's first significant trade sends Walt Sweeney, a 32-year-old former all-pro guard who played in 154 consecutive games for the Chargers, to Washington for a draft choice.
- July 3**—The Chargers open training camp at a new base, U.S. International University.
- Sept. 29**—Rookie Don Woods, claimed on waivers 12 days earlier from Green Bay, rushes for 157 yards on 18 carries and scores on a 56-yard run, but defending Super Bowl VIII Champion Miami scores 21 points in the final 11 minutes for a 28-21 victory.
- Dec. 15**—Don Woods rushes for 105 yards to set a team and NFL rookie single-season record with 1,162 yards; the Chargers 17-0 victory over Denver represents their first shutout in 105 games.

1975

- Jan. 2**—Don Woods is named NFL Rookie of the Year.
- March 10**—Former Chargers tackle Ron Mix is inducted into the San Diego Hall of Fame.
- Dec. 7**—The Chargers end an 11-game losing streak by defeating Kansas City 28-20.

1976

- Jan. 20**—Harland Svare resigns as general manager.
- Feb. 16**—John Sanders is named the team's new general manager.
- July 5**—The University of California at San Diego becomes the sixth summer training base in club history.
- Aug. 8**—San Diego defeats New England 27-17 in Norman, Oklahoma, to begin a 15-day travel odyssey.
- Aug. 15**—A crowd of 38,000 watches the St. Louis Cardinals defeat the Chargers 20-10 in Tokyo's Korakuen Stadium.
- Aug. 21**—The Chargers complete their international trip with a 17-16 loss to San Francisco in Honolulu.
- Sept. 28**—The Chargers explode for 27 points in the second quarter and demolish St. Louis 43-24 for a 3-0 regular-season start, their best since 1968.
- Oct. 17**—The Chargers invite many of their former players to an alumni weekend in San Diego and celebrate the occasion with a 30-27 victory over Houston; the late Frank Buncom, Bob Laraba, Emil Karas and Jacque MacKinnon are made honorary members of the new Chargers Hall of Fame.

1977

- Oct. 30**—Rolf Benirschke's point after touchdown with time elapsed following James Harris' five-yard touchdown run on a fourth-down play, gives Chargers 14-13 win at Miami.

- Nov. 13**—Lance Alworth, who starred for the Chargers from 1962-1970, becomes the first member of the Chargers Hall of Fame at halftime of the Chargers game with Denver.
- Nov. 20**—With quarterbacks James Harris and Bill Munson sidelined with injuries and Dan Fouts not having reported, the Chargers beat defending Super Bowl XI Champion Oakland 12-7 behind rookie quarterback Cliff Olander before 50,887 in San Diego Stadium.

1978

- Jan. 23**—Lance Alworth becomes the first player from the AFL to be named to the Pro Football Hall of Fame; it is announced at halftime of the AFC-NFC Pro Bowl in Tampa.
- Sept. 25**—Don Coryell is named the sixth head coach of the Chargers by President Gene Klein after Tommy Prothro resigns.
- Oct. 8**—The Chargers control the ball for 45 minutes, 17 seconds, and defeat Denver 23-0 for Coryell's first victory.
- Nov. 5**—Ron Mix is inducted into the Chargers Hall of Fame at halftime of the Cincinnati game.
- Nov. 12**—Dan Fouts' 14-yard pass to John Jefferson with no time remaining gives the Chargers a 29-23 overtime win against Kansas City.

1979

- Jan. 29**—Ron Mix becomes the second AFL player and second Charger to be named to the Pro Football Hall of Fame; it is announced during halftime of the AFC-NFC Pro Bowl.
- May 3**—The Chargers trade the 20th and 47th picks in the NFL Draft for Cleveland's 13th choice, with which San Diego chooses tight end Kellen Winslow from the University of Missouri.
- Oct. 21**—Quarterback Dan Fouts passes for 326 yards in a 40-16 victory at Los Angeles to tie NFL record for consecutive 300-yard passing games.
- Oct. 25**—Fouts sets an NFL record with his fourth-consecutive 300-yard passing game, throwing for 303 yards at Oakland.
- Nov. 18**—Paul Lowe is inducted into the Chargers Hall of Fame during halftime of Pittsburgh game.
- Dec. 11**—The Chargers clinch their first playoff berth in 14 years, scoring all their points in the first half of a 35-0 victory at New Orleans.
- Dec. 17**—The Chargers defeat Denver 17-7 for their first division title since 1965; the game is played before 51,910 in San Diego Stadium and a national Monday Night Football television audience.

1980

- Jan. 14**—General Manager John Sanders is named NFL Executive of the Year in balloting of other NFL executives conducted by *The Sporting News*.
- Jan. 27**—Head coach Don Coryell and his staff, along with players Russ Washington, Dan Fouts, Gary Johnson, Fred Dean, John Jefferson, Charlie Joiner and Ed White represent the Chargers on AFC squad in Pro Bowl at Honolulu's Aloha Stadium.
- Sept. 14**—Dan Fouts' 24-yard touchdown pass to John Jefferson gives the Chargers a 30-24 victory over Oakland in overtime before 51,943 at San Diego Stadium.
- Sept. 28**—The Chargers win their fourth game in a row against AFC West opponents, defeating Kansas City 24-7 at Arrowhead Stadium. The 4-0 record is the Chargers' best at the beginning of the season since 1966.

- Oct. 19**—Dan Fouts sets a club record with 444 yards passing and the Chargers 44-7 victory over the New York Giants is the most one-sided by a San Diego team since 1969.
- Nov. 30**—Running back Keith Lincoln and Barron Hilton are inducted into the Chargers Hall of Fame.
- Dec. 22**—Kellen Winslow catches 10 passes for 171 yards and Chargers clinch second straight AFC West title by defeating Pittsburgh 26-17 before 51,785 in San Diego Stadium and a national Monday Night Football television audience. San Diego Mayor Pete Wilson announces that the stadium will be renamed San Diego Jack Murphy Stadium in honor of Jack Murphy, late sports editor of *The San Diego Union*.

1981

- Feb. 1**—Eight Chargers compete on the AFC Pro Bowl squad and, for the first time in Pro Bowl history, three defensive linemen from the same team, Gary Johnson, Louie Kelcher and Fred Dean, are in the starting lineup.
- Sept. 7**—Dan Fouts passes for 330 yards and three touchdowns, Chuck Muncie rushes for 161 yards, and Charlie Joiner catches six passes for 191 yards as the Chargers rout Cleveland 44-14 before 78,904 fans in Cleveland in the season opener on Monday Night Football.
- Nov. 22**—Dan Fouts passes for six touchdowns, including four to Kellen Winslow, who also catches a fifth from Chuck Muncie, in 55-21 win at Oakland.
- Nov. 29**—Ernie Ladd and Walt Sweeney, stars of the 1960s, are inducted into the Chargers Hall of Fame.
- Dec. 21**—The Chargers clinch their third straight AFC West championship on the final Monday night of the season, defeating Oakland 23-10.

1982

- Jan. 2**—Rolf Benirschke's 27-yard field goal after 13:52 of overtime gives the Chargers a dramatic 41-38 victory over Miami in the Orange Bowl in one of the most epic playoff games in NFL history.
- Jan. 10**—After playing in perhaps the greatest game, the Chargers lose the AFC Championship on the coldest; the temperature is nine degrees below zero and wind-chill factor is 59 below as Cincinnati beats the Chargers 27-7 at Riverfront Stadium in Cincinnati.
- Sept. 12**—Rolf Benirschke kicks three field goals and the Chargers defense doesn't allow a touchdown for the first time since Dec. 9, 1979, as San Diego wins season opener 23-3 in Denver.
- Sept. 21**—NFL Players Association walks out on strike.
- Nov. 16**—Management Council and NFLPA reach agreement after missing eight weeks of season.
- Nov. 22**—Raiders beat San Diego in Los Angeles 28-24 on opening Monday night after strike; Chargers held 24-0 lead in second quarter.
- Dec. 11**—Dan Fouts ties club records with 444 yards passing and 33 completions; Chargers have three receivers with over 100 yards receiving; San Diego beats Super Bowl XVI champion San Francisco 41-37.
- Dec. 20**—The Chargers set four team records, including one for 661 total yards, while defeating defending AFC Conference Champion Cincinnati 50-34.

1983

- Jan. 9**—Chuck Muncie runs for 126 yards on 25 carries, his third straight 100-yard performance, and Dan Fouts throws for 333 yards as Chargers win opening-round playoff game in Pittsburgh 31-28.

- Jan. 16**—Miami picks off five Dan Fouts passes and holds visitors scoreless in the second half, defeating San Diego in second round 34-13.
- April 11**—The Chargers sign 20-year lease with City of San Diego to play their games in San Diego Jack Murphy Stadium. Lease contains terms to expand stadium to 60,100 seats.
- April 26**—San Diego uses three first-round draft choices to select Billy Ray Smith, Gary Anderson and Gill Byrd.
- Oct. 2**—Dan Fouts injures throwing shoulder in 41-34 victory at New York Giants; Chargers improved record to 2-3 after worst start since 1978 and Fouts plays next two weeks before missing six games during year due to injury.
- Oct. 10**—Construction begins on San Diego Jack Murphy Stadium to expand seating capacity to 60,100.
- Nov. 27**—Quarterback John Hadl is inducted into Chargers Hall of Fame at halftime of Denver game.
- Dec. 11**—Kellen Winslow catches 14 passes versus Kansas City to set club record.

1984

- Jan. 16**—Rolf Benirschke is named NFL/Miller Man of the Year.
- May 1**—Construction concludes expansion of San Diego Jack Murphy Stadium to capacity of 60,100.
- May 24**—NFL announces San Diego will host Super Bowl XXII, Jan. 31, 1988.
- June 5**—The Chargers draft Lee Williams in first round of supplemental draft of non-NFL professionals.
- Aug. 1**—Alex G. Spanos purchases majority interest in Chargers from Eugene V. Klein; Spanos, of Stockton, Calif., is one of America's leading apartment complex builders.
- Aug. 28**—Spanos is officially approved as majority owner of Chargers by vote of NFL owners. "I'm on cloud nine," said Spanos. "This is the culmination of a dream, a lifelong dream. I'm a very happy man today."
- Oct. 7**—Kellen Winslow catches 15 passes at Green Bay to set new club record.
- Oct. 29**—Linebacker Chuck Allen is inducted into Chargers Hall of Fame at halftime of Seattle game.
- Nov. 25**—Charlie Joiner sets NFL record with his 650th pass reception in fourth quarter of game at Pittsburgh.
- Dec. 11**—Charlie Joiner Day in San Diego is declared by Mayor Roger Hedgecock.

1985

- May 10**—The Chargers have a club-record 107 players at mini camp.
- Nov. 3**—Wide receiver Gary Garrison and head coach Sid Gillman are inducted into the Chargers Hall of Fame at halftime of game with Denver Broncos.
- Nov. 10**—Lionel James gains 345 all-purpose yards in 40-34 overtime victory versus Los Angeles Raiders, second-most in NFL history behind 373 yards by Houston's Billy Cannon at New York on Dec. 10, 1961. James caught 11 passes and scored winning touchdown on 17-yard run.
- Nov. 17**—Gary Anderson returns opening kickoff at Denver 98 yards for touchdown, the second kickoff return for touchdown in club history.
- Dec. 22**—Guard Ed White sets NFL record by playing in 241st NFL game, most all-time among offensive linemen; Mark Herrmann sets club records with 37 completions and 58 attempts at Kansas City while starting for injured Dan Fouts.
- Dec. 23**—Head coach Don Coryell has his contract extended and receivers coach Al Saunders is promoted to assistant head coach.

Continued next page



1986

- Sept. 7**—San Diego opens season with 500 yards total offense, 224 rushing and 276 passing, and a 50-28 victory over Miami.
- Oct. 26**—Chargers lose seventh straight game 23-7 at Philadelphia in Week 8.
- Oct. 29**—Assistant Head Coach Al Saunders is named the seventh head coach in Chargers history following the resignation of Don Coryell; at age 39, Saunders is the youngest head coach in the NFL.
- Nov. 9**—The 1-8 Chargers defeat the 8-1 Broncos in Denver 9-3 for Saunders' first win as an NFL head coach.

1987

- Jan. 6**—Head coach Al Saunders signs a five-year contract.
- Jan. 12**—Wide receiver Charlie Joiner retires with 750 career receptions, most in NFL history; he is named wide receivers coach for the Chargers.
- Jan. 27**—Steve Ortmyer is named director of football operations.
- Sept. 22**—NFL Players Association begins strike which lasts 24 days, causing cancellation of Week 3 games before replacement teams are fielded.
- Oct. 15**—NFLPA strike ends.
- Oct. 18**—Chargers finish as one of NFL's two undefeated (3-0) strike teams, winning all games in fourth quarter, including 23-17 win over Los Angeles Raiders, Chargers first win over Raiders in Coliseum.
- Nov. 15**—San Diego's 16-14 win over Raiders on national television gives Chargers eighth-straight win, best record in NFL (8-1), and first sweep of Raiders since 1981.
- Dec. 27**—Chargers finish 8-7, first winning record since 1982, despite ending season with six straight losses, including 24-0 loss in Denver blizzard.

1988

- Jan. 31**—San Diego hosts Super Bowl XXII in Jack Murphy Stadium; Washington defeats Denver 42-10.
- March 24**—Quarterback Dan Fouts retires after 15-year career in which he set seven NFL records, 42 club records, and became NFL's second all-time leading passer with 43,040 yards.
- Sept. 18**—Chargers end eight-game regular season losing streak with 17-6 win over Seattle, their first win against Seahawks since 1983.
- Nov. 27**—Dan Fouts' jersey number 14 is retired at halftime of "Dan Fouts Day" game in San Diego; Chargers lose to 49ers 48-10.
- Dec. 18**—Gary Anderson sets club records with 34 rushing attempts and 217 yards in 24-13 win versus Kansas City.
- Dec. 19**—Head coach Al Saunders is released.

1989

- Feb. 9**—Forty-six-year-old Dan Henning, the former Chargers quarterback, Redskins assistant and Falcons head coach, is named the eighth head coach in Chargers history.
- Dec. 17**—Marion Butts sets a club record with 39 carries and a team rookie record with 176 yards in 20-13 win over Kansas City.
- Dec. 18**—Director of Football Operations Steve Ortmyer is released.
- Dec. 24**—Chargers end the season with 19-16 win over AFC Champion Denver, marking 14th game in a row opponents were held to 20 points or less, and the 13th game of season decided by seven points or less.

1990

- Jan. 3**—Bobby Beathard is named general manager.
- Jan. 25**—Dick Daniels is named assistant general manager.
- March 11**—Former team president Eugene V. Klein dies.
- April 17**—The Chargers announce the formation of a cheer-leading dance team to be named "The Charger Girls."
- Oct. 28**—Gill Byrd intercepts two passes versus Tampa Bay, the 29th and 30th of his career, to surpass Dick Harris for the most in team history.
- Dec. 16**—Marion Butts gains 71 yards at Denver to set a new Chargers single-season rushing record with 1,225 yards, surpassing Earnest Jackson's 1,179 yards.

1991

- Feb. 19**—Ed White is inducted into the Breitbard Hall of Fame.
- April 5**—Alex Spanos serves as National Chairman of the United Service Organization's Golden Anniversary Salute Luncheon in Los Angeles and produces the USO's most successful fund-raising event in history; the event raises more than \$4.5 million.
- Oct. 6**—The 0-5 Chargers defeat the 3-2 Raiders 21-13 in the Coliseum for their first victory of 1991; it was San Diego's first non-strike victory in the Coliseum since the Raiders moved to Los Angeles.
- Dec. 23**—Head coach Dan Henning and the entire coaching staff are released.

1992

- Jan. 2**—Former Georgia Tech head coach Bobby Ross is named the ninth head coach in team history.
- Aug. 13**—The Chargers acquire quarterback Stan Humphries in trade with Washington Redskins.
- Nov. 1**—Chargers defeat Indianapolis 34-14; become first team in NFL history to win four straight games after starting season 0-4.
- Dec. 20**—Chargers clinch first playoff berth since 1983 with 36-14 win at Raiders; make history as only team to start season 0-4 and finish season by making playoffs and posting winning record.
- Dec. 27**—Chargers win AFC West title with 31-14 victory over Seattle in Kingdome.

1993

- Jan. 2**—Marion Butts runs for 119 yards and one touchdown as offense gains 342 yards on rain-soaked field at Jack Murphy Stadium as the Chargers shut out Kansas City 17-0 in AFC Wild Card Playoff game; Chargers' defense has seven sacks and two interceptions.
- Jan. 10**—Miami intercepts Stan Humphries four times and holds visitors scoreless as Dolphins defeat San Diego 31-0 in AFC Divisional Playoffs.
- Sept. 19**—Dan Fouts and Charlie Joiner are inducted into the Chargers Hall of Fame in ceremony at halftime of Oilers game; the team also salutes all of its former players, including members from the 1963 championship team. The same afternoon, John Carney connected on his 29th consecutive field goal, shattering the NFL record of 25 in a row set by Morten Andersen of New Orleans. Carney kicked six field goals for the second time this season as the Chargers edged the Oilers 18-17.
- Oct. 27**—NFL owners meet in suburban Chicago and award Super Bowl XXXII—scheduled for January 25, 1998—to San Diego.
- Nov. 9**—In recognition of Alex Spanos' efforts to help bring Super Bowl XXXII to San Diego, Mayor Susan Golding proclaims Nov. 9, 1993, "Alex G. Spanos Day" in San Diego.

- Nov. 29**—The Chargers make their first appearance on ABC's Monday Night Football since October 6, 1986, and defeat the Indianapolis Colts at the Hoosier Dome 31-0.
- Dec. 12**—Barron Hilton is honored before the Chargers-Packers game with a tribute and the unveiling of a bronze sculpture to be on permanent display at Jack Murphy Stadium. Hilton was one of the founding members of the American Football League in 1959 and brought the Chargers to San Diego in 1961 to become the city's first major league sports franchise.

1994

- July 30**—The Chargers fall to the Atlanta Falcons 21-17 in the team's second appearance in the Hall of Fame game in Canton, Ohio.
- Aug. 13**—San Diego makes its first appearance in an American Bowl game, losing to the New York Giants 28-20 in Olympic Stadium in Berlin, Germany. The game concludes the longest road trip in team history; the Chargers played two games during their 10-day road trip.
- Sept. 4**—Stanley Richard returns an interception 99 yards for a touchdown to give San Diego a 27-24 lead at halftime on the way to a remarkable 37-34 come-from-behind win in Denver to open the season.
- Sept. 18**—Stan Humphries and Tony Martin combine on an NFL record-tying 99-yard touchdown completion; Chargers defeat the Seahawks in Husky Stadium 27-10.
- Sept. 25**—The Chargers defeat the Raiders in Los Angeles 26-24 on a 33-yard John Carney field goal with two seconds remaining; Bolts improved their record to 4-0, the team's best start since 1980.
- Oct. 16**—San Diego remains NFL's only unbeaten team (6-0), winning at New Orleans 36-22.
- Dec. 18**—Chargers clinch AFC Western Division title with 21-6 win over the N.Y. Jets in Giants Stadium.

1995

- Jan. 8**—The Chargers advance to the AFC Championship game with a 22-21 victory over Miami in front of a record home crowd of 63,381; San Diego recovered from a 21-6 third-quarter deficit.
- Jan. 15**—The Chargers advance to the Super Bowl for the first time in franchise history with a stunning 17-13 victory over the heavily-favored Pittsburgh Steelers at Three Rivers Stadium. Linebacker Dennis Gibson knocked down a Neil O'Donnell pass and stopped the Steelers on downs on the Chargers' three-yard line with 1:04 left in the game. The team returns to San Diego following the game and is greeted by an estimated crowd of 70,000 screaming fans packed inside Jack Murphy Stadium.
- Jan. 29**—In Super Bowl XXIX in Miami, Florida, the Chargers suffer a 49-26 loss to the San Francisco 49ers.
- Jan. 30**—More than 100,000 San Diegans crowd the streets of downtown San Diego at a post-Super Bowl parade to show support for the Chargers upon their return from Miami.
- Feb. 1**—Defensive Coordinator Bill Arnsparger retires.
- March 6**—Chargers President/Vice Chairman Dean Spanos announces that the team has come to an agreement with the City of San Diego to extend its lease and call San Diego home through the year 2020. As part of the agreement, plans are outlined to permanently expand the seating capacity of Jack Murphy Stadium to accommodate more than 70,000 fans and modernize the 28-year-old facility.
- May 2**—Chargers President/Vice Chairman Dean Spanos signs General Manager Bobby Beathard and Head Coach Bobby Ross to contract extensions through the 1999 season.

- May 18**—Alex Spanos announces plans to create the Alex G. Spanos San Diego Foundation, a nonprofit organization designed to "help San Diego build on its strengths by supporting individuals, activities and organizations that work to make the city a better place to live." In addition, he announces the donation of \$1.5 million to the San Diego Hall of Champions.

June 19—Linebacker David Griggs is killed in a one-car accident in Davie, Florida, becoming the first player in team history to die while on the active roster.

July 29—Kellen Winslow is inducted into the Pro Football Hall of Fame.

Aug. 19—San Diego's preseason game at Houston is cancelled due to an "unsafe" playing surface at the Houston Astrodome. It marks the first time an NFL game has been cancelled.

Sept. 3—The Chargers become the first team to play a regular-season game versus the Raiders at the Oakland Coliseum since 1981.

Nov. 27—Dwayne Harper ties a team record with three interceptions in a 12-6 win over the Raiders.

Dec. 17—John Carney becomes the team's all-time field goal leader when he kicks his 147th and 148th career field goals in a 27-24 win at Indianapolis. Carney surpasses Rolf Benirschke's record of 146.

Dec. 23—Shaun Gayle returns an interception 99 yards through a barrage of snowballs thrown by New York fans as the Chargers seal a 27-17 win over the Giants at the New Jersey Meadowlands. It is the Chargers' fifth-consecutive win and clinches San Diego's third playoff berth in the past four seasons.

Dec. 31—The Chargers lose to the Indianapolis Colts 35-20 in a Wild Card Playoff game at Jack Murphy Stadium, ending San Diego's hope of returning to a second consecutive Super Bowl.

1996

Jan. 27—The Pro Football Hall of Fame announces that Charlie Joiner will be one of the players inducted as part of its Class of 1996; induction ceremonies are scheduled to take place July 27, 1996.

April 3—Chargers President/Vice Chairman Dean Spanos announces that minority owner George Pernicano has been selected to be the 19th member of the Chargers Hall of Fame.

May 11—Running back Rodney Culver and his wife, Karen, are killed in the crash of ValuJet Flight 592 in the Florida Everglades. Culver is the second player in team history to die while on the active roster after David Griggs was killed in a one-car accident in Davie, Florida, 11 months earlier.

July 27—The Chargers defeat the Pittsburgh Steelers 20-10 in Tokyo, Japan, in the American Bowl preseason opener. It was the Chargers second American Bowl appearance and the team's second trip to Japan. The team played against the St. Louis Cardinals in Japan in 1976.

Sept. 8—Minority owner George Pernicano is inducted into the Chargers Hall of Fame at halftime of the Chargers-Bengals game. San Diego wins the game 27-14.

Nov. 2—Alex Spanos is the recipient of the Gloria Swanson Humanitarian Award at the American Cinema Awards 11th Annual All-Star Gala in Beverly Hills; the award is given to the individual who contributes beyond all others to those who are less fortunate in the United States and around the world.



Continued next page

1997

- Jan. 3**—Head Coach Bobby Ross resigns and the coaching staff is released.
- Jan. 10**—Alex Spanos donates \$1 million to the American Red Cross to assist flood victims in Northern California.
- Jan. 19**—General Manager Bobby Beathard names former Jacksonville Jaguars Offensive Coordinator Kevin Gilbride the 10th head coach in team history.
- Feb. 13**—The Alex G. Spanos Sports Fields are dedicated at Kate Sessions Elementary School in Pacific Beach, culminating a \$102,000 donation from the Alex Spanos family. The students from Kate Sessions and The Bishops School, as well as the general community of Pacific Beach, use the fields.
- May 23**—Dean Spanos introduces Rolf Benirschke as the 20th selectee to the Chargers Hall of Fame; induction ceremonies will take place at halftime of the Chargers-Ravens game on Sept. 28.
- Aug. 2**—62,542 fans witness the Chargers defeat the San Francisco 49ers 20-13 in a preseason game; it is the first-ever game played in the newly renovated and expanded Qualcomm Stadium.
- Sept. 14**—John Carney surpasses Rolf Benirschke as the Chargers' all-time leading scorer with his 767th career point in a game against the Carolina Panthers.
- Nov. 16**—The Chargers establish a single-game home attendance record when 65,714 fans watch the Chargers play the Oakland Raiders. It is the second consecutive week and fourth time during the 1997 season that the Chargers surpass the previous home regular-season record of 63,012 set versus the then-Los Angeles Raiders on Monday, Dec. 5, 1994.

1998

- Jan. 20**—Former Atlanta Falcons Head Coach June Jones is named the Chargers quarterbacks coach.
- Jan. 21**—Ed McGuire is named the Chargers coordinator of football operations.
- Feb. 27**—Stan Humphries, the only quarterback in team history to lead the team to an AFC Championship, announces his retirement at a press conference at Chargers Park. Alex Spanos announces that he will make a \$100,000 donation to create the Brooke Humphries Heart Fund at Children's Hospital.
- March 12**—The Chargers obtain the second overall pick in the 1998 NFL Draft by trading their 1998 first-round choice (No. 3), 1998 second-round choice (No. 32), 1999 first-round choice, WR-KR Eric Metcalf and LB Patrick Sapp to the Arizona Cardinals. The Bolts use the second overall pick to select quarterback Ryan Leaf from Washington State.
- Sept. 6**—The Chargers defeat the Buffalo Bills 16-14 in front of 64,037 fans, marking the largest crowd at a Chargers home opener in team history.
- Oct. 13**—Head Coach Kevin Gilbride is released after the sixth game of the season. After winning their first two games to open the 1998 season, the Chargers lose four in a row as their record falls to 2-4. Quarterbacks coach June Jones takes over as the Chargers' interim head coach.
- Nov. 29**—The Chargers set a home attendance record when 66,532 fans watch the Bolts play the undefeated defending Super Bowl Champion Denver Broncos, who defeat the Chargers 31-16. At halftime, cornerback Gill Byrd is formally inducted as the 21st member of the Chargers Hall of Fame.

1999

- Jan. 20**—Former Oregon State Head Coach Mike Riley is named the 12th head coach in Chargers history. Riley replaces June Jones who accepted a job as the head coach at the University of Hawaii following the end of the 1998 regular season.
- March 22**—Quarterback Jim Harbaugh is acquired in trade with Baltimore for a conditional draft choice in 2000.
- Sept. 19**—The Chargers defeat the Bengals in Cincinnati 34-7 making Mike Riley the first Chargers head coach to win his debut since Sid Gillman in 1960, the first year of the franchise.
- Oct. 24**—The Chargers set a home attendance record when 68,274 fans fill the stadium to watch the Bolts play Green Bay; the Packers win the game 31-3.
- Nov. 21**—Gary "Big Hands" Johnson is inducted into the Chargers Hall of Fame at halftime of the game versus Chicago.
- Nov. 28**—Harbaugh passes for a career-high 404 yards at Minnesota, making him the only quarterback in Chargers history, other than Dan Fouts, to pass for more than 400 yards in a game.

2000

- Jan. 2**—The Chargers finish the 1999 regular season with a 12-6 win in Denver, giving San Diego an overall record of 8-8 and an intra-division mark of 5-3, best in the AFC West. The win in Denver is the team's first since 1994, and the 8-8 mark is the team's best since 1996.
- March 22**—The Spanos family and the Chargers announce the contribution of more than \$3 million toward the new **Chargers Champions** community outreach initiative benefiting students, schools and educators who are "making the difference" for San Diego's future. **Chargers Champions** also encompasses the team's ongoing support of youth and high school football as well as its long-standing community service programs, such as the Blood Drive.
- April 25**—Bobby Beathard, who helped guide the Chargers to Super Bowl XXIX as well as two AFC West Championships and three playoff appearances during his 10 years as general manager, retires after 37 years in the NFL. Beathard is replaced by Ed McGuire, who is named vice president of football operations by team President Dean Spanos.
- June 6**—The Spanos family contributes \$250,000 through **Chargers Champions** to create and fund freshman football and freshman volleyball in San Diego City Schools beginning in Fall, 2000.
- Sept. 24**—Guard Doug Wilkerson is inducted as the 23rd member of the Chargers Hall of Fame in halftime ceremonies of the Chargers game versus the Seattle Seahawks.

2001

- Jan. 5**—Dean Spanos names John Butler as the team's new executive vice president and general manager. Butler began his NFL career in 1985 as staff scout with the Chargers.
- Jan. 9**—Norv Turner, the former head coach of the Washington Redskins, is named offensive coordinator by head coach Mike Riley. Turner helped lead Dallas to back-to-back Super Bowl championships in 1992 and '93 as the Cowboys offensive coordinator.
- March 9**—The Bolts sign free agent quarterback Doug Flutie to a six-year contract.

- April 20**—The Chargers trade the top pick in the 2001 NFL Draft to the Atlanta Falcons in exchange for the Falcons' first-round pick (fifth overall) and third-round selection in the 2001 draft. The Chargers also obtained wide receiver/kick returner Tim Dwight and the Falcons' second-round pick in the 2002 draft.
- April 22**—The Chargers use their top two selections in the draft to select two Heisman Trophy finalists, running back LaDainian Tomlinson of Texas Christian University and quarterback Drew Brees of Purdue.
- Nov. 25**—Wes Chandler is inducted as the 24th member of the Chargers Hall of Fame in halftime ceremonies of the Chargers game versus the Arizona Cardinals.
- Dec. 31**—Mike Riley's tenure as head coach of the San Diego Chargers comes to a close when the team announces that his contract will not be renewed for the 2002 season.

2002

- Jan. 29**—Marty Schottenheimer is named the team's 13th head coach.
- April 25**—The Chargers sign free agent linebacker Donnie Edwards, a Chula Vista native, to a five-year contract with an option for a sixth year.
- May 9**—The Chargers sign a five-year agreement to hold their training camp at the Home Depot National Training Center on the campus of California State University, Dominguez Hills beginning in 2003. It will be the eighth training camp site in the 44-year history of the Chargers.
- May 14**—Dean Spanos announces that the Chargers have hired Mark Fabiani as the team's Special Counsel to the President. Fabiani's primary function with the club is to work with the San Diego community to explore opportunities for a new state-of-the-art football stadium in the San Diego region.
- Sept. 8**—Schottenheimer leads the Chargers to a 34-6 victory over the Cincinnati Bengals in his debut. Schottenheimer leads the Chargers to four-straight victories to open the season, becoming the only coach in team history to win his first four games.
- Nov. 3**—Bobby Ross and Stan Humphries are inducted as the 25th and 26th members of the Chargers Hall of Fame in halftime ceremonies of game against New York Jets.
- Dec. 1**—LaDainian Tomlinson rushes for a team-record 220 yards against Denver at Qualcomm Stadium.
- Dec. 8**—Tomlinson rushes for 57 yards against Oakland, raising his season total to 1,375, surpassing Natrone Means' team record of 1,350 yards set during the 1994 season. Tomlinson closes out the season with 1,683 yards and is selected to the AFC Pro Bowl squad.
- Dec. 22**—Junior Seau plays in his 200th career game, tying Russ Washington's team record.

2003

- Jan. 26**—Super Bowl XXXVII is played at Qualcomm Stadium; the Tampa Bay Buccaneers defeat the Oakland Raiders 48-21 to capture their first-ever Super Bowl Championship.
- March 4**—The Chargers activate the trigger in their lease agreement with the City of San Diego for Qualcomm Stadium to begin negotiations to replace the 36-year-old stadium.
- April 11**—Chargers General Manager John Butler succumbs after a nine-month battle with cancer.
- April 16**—Chargers trade Junior Seau to Miami Dolphins for undisclosed choice in 2004 NFL Draft.
- April 22**—A.J. Smith is promoted to executive vice president-general manager.

- June 2**—Smith names Buddy Nix assistant general manager-director of player personnel.
- July 22**—The Chargers open training camp at the Home Depot Center in Carson, California, after spending the previous 27 training camps (1976-2002) at the University of California, San Diego in La Jolla.
- Oct. 27**—The Chargers' Monday Night Football game against the Miami Dolphins is moved to Arizona's Sun Devil Stadium while Qualcomm Stadium is used as an evacuation site during the devastating wildfires that ravage San Diego County. Fans are admitted to Sun Devil Stadium free of charge and volunteers collect donations for fire relief at the gates. More than \$225,000 is raised. Miami wins the game 26-10.
- Oct. 31**—Alex Spanos makes a \$1 million donation to the San Diego Fire Relief Fund.
- Nov. 9**—Louie Kelcher becomes the 27th member to be inducted into the Chargers Hall of Fame at halftime of the game against the Minnesota Vikings.
- Dec. 14**—LaDainian Tomlinson amasses 195 total yards from scrimmage against Green Bay to raise his season total to 2,011 and in the process becomes the first player in team history and only the eighth player in NFL history to record consecutive 2,000-yard seasons.
- Dec. 28**—LaDainian Tomlinson rushes for a team-record 243 yards in a season-ending 21-14 win over the Raiders. Tomlinson also catches eight passes against Oakland to become the first player in NFL history to rush for 1,000 yards and catch 100 passes in the same season.

2004

- Jan. 16**—Wade Phillips is introduced as the team's new defensive coordinator.
- April 24**—With first overall selection, San Diego selects QB Eli Manning in NFL Draft and trades him to the New York Giants for QB Philip Rivers, the fifth-overall choice of the first round; the Chargers also acquire the Giants' third-round choice in 2004 and first and fifth-round choices in '05.
- July 2**—Chargers and City of San Diego announce a new lease agreement that brings an end to the controversial seat guaranty. The new lease runs through 2008 and helps pave the way for a referendum to give San Diegans an opportunity to vote for a new football-only stadium for San Diego in 2006.
- July 26**—Guard Ed White and center Don Macek are chosen as the 32nd and 33rd members for induction into the Chargers Hall of Fame.
- Aug. 14**—The Chargers preseason game against the Indianapolis Colts is blacked out locally. It's the first home game to be blacked out on local television since the Sept. 27, 1998 game against the New York Giants. As part of the team's lease agreement with the City of San Diego, all local television blackouts had been lifted since Oct. 18, 1998.
- Oct. 29**—Chargers acquire Keenan McCardell in trade with Tampa Bay Buccaneers.
- Oct. 31**—Drew Brees has record-setting day against rival Oakland, completing 22 of 25 for 281 yards with five touchdowns and no interceptions in 42-14 win over Raiders. Brees finishes game with career-high passer rating of 153.1 and is named AFC Offensive Player of the Week.
- Nov. 15**—Chargers name Jim Steeg executive vice president and chief operating officer.
- Dec. 16**—Chargers announce training camp will move to Chargers Park beginning in 2005; move ends two-year stint at The Home Depot Center in Carson, California.

Continued next page



2004, cont.

- Dec. 19**—Chargers clinch first AFC West title since 1994 with 21-0 win at Cleveland on cold, snowy day; game-time temperature is 18 degrees with wind-chill factor of -10 degrees. Chargers record first shutout since Nov. 29, 1993 at Indianapolis.
- Dec. 26**—Chargers lose to Indianapolis 34-31 in overtime, to snap eight-game winning streak, tied for second-longest winning streak in team history.

2005

- Jan. 7**—Alex Spanos makes \$150,000 donation to provide aid to victims of devastating tsunami that rocked Southeast Asia on Dec. 26, 2004.
- Jan. 8**—Chargers host Wild Card Playoff Game against New York Jets, first home playoff game since Dec. 31, 1995; Chargers lose in overtime, 20-17.
- Jan. 14**—Chargers and Head Coach Marty Schottenheimer agree on two-year contract extension through 2007.
- March 7**—Dean Spanos extends contract of General Manager A.J. Smith through 2009 season.
- July 29**—Training camp opens for the first time at Chargers Park.
- Sept. 18**—LaDainian Tomlinson scores a rushing touchdown in his 14th straight game, setting a new NFL record.
- Oct. 2**—The Chargers rout New England, 41-17, to end the Patriots' NFL-record 21-game home winning streak.
- Oct. 10**—The Chargers set a new single-game attendance record at Qualcomm Stadium when 68,537 fans turn out to see the Chargers face the Pittsburgh Steelers on Monday Night Football.
- Oct. 16**—Tomlinson catches a 35-yard touchdown pass to tie Lenny Moore's NFL record of 18 straight games with a touchdown.
- Nov. 20**—The Chargers retire jersey No. 19 in honor of Hall of Fame wide receiver Lance Alworth at halftime of the team's game against the Buffalo Bills. It becomes only the second number retired in team history, joining Dan Fouts' No. 14.
- Dec. 18**—The Chargers defeat unbeaten Indianapolis by a score of 26-17, ending the Colts' 13-0 start to the season. It had been only the fourth time in NFL history that a team had started a season 13-0.
- Dec. 24**—The Chargers streak of 28 consecutive games, including playoffs, of not losing a game by more than four points comes to an end during a 20-7 loss at Kansas City. It ends the third-longest such streak in the NFL since 1950.
- Dec. 31**—In the 2005 season finale against Denver, Tomlinson passes Alworth to become the team's all-time leader in total yards from scrimmage. Tomlinson also scores his 20th touchdown of the season against the Broncos, breaking Chuck Muncie's 25-year-old team record for single-season touchdowns.
- Dec. 31**—The Chargers finish the 2005 season with the NFL's top-ranked run defense, allowing only 84.3 yards per game. During the season, the Chargers held three different teams to less than 40 yards rushing. It was the first time that had happened in franchise history since 1965.

2006

- Jan. 4**—Shawne Merriman is named Defensive Rookie of the Year by the Associated Press. He receives 28.5 of 50 votes to become only the second Charger to win the award, joining Leslie O'Neal, who won it in 1986.
- Feb. 12**—Six Chargers play in the 2006 Pro Bowl at Aloha Stadium in Honolulu Hawaii. It is the most Chargers to appear in the NFL's all-star game since 1983. The NFC wins the game, 23-17.

- May 1**—The San Diego City Council amends the Chargers' lease with the city, allowing the team to explore options for a new stadium within the County of San Diego.
- May 9**—Dean Spanos is presented with the 44th annual Golden Achievement Award by the Boys & Girls Clubs of San Diego during a dinner at the San Diego Marriott Hotel and Marina.
- Sept. 11**—The Chargers open the season with a 27-0 win over the Oakland Raiders before a sellout crowd at McAfee Coliseum and a national-television audience on ESPN. It's their first shutout win over the Raiders since 1961.
- Oct. 8**—The Chargers defeat the defending Super Bowl Champion Pittsburgh Steelers, 23-13, before a crowd of 67,837 at Qualcomm Stadium and a national-television audience tuned in to NBC's Sunday Night Football.
- Oct. 15**—LaDainian Tomlinson ties a team record with four touchdowns against San Francisco. He also becomes the team's all-time touchdowns leader, passing Lance Alworth.
- Nov. 12**—The Chargers overcome a 21-point first-half deficit and defeat the Cincinnati Bengals, 49-41, in front of a stunned crowd at Paul Brown Stadium. The Bolts trailed 28-7 at the half and outscored Cincinnati, 42-13, in the second half.
- Nov. 19**—Tomlinson scores four touchdowns in a 35-27 win at Denver. He sets a new NFL record as he becomes the first player to score four touchdowns in three games in a season. The touchdowns are the 99th, 100th, 101st and 102nd of his career and he becomes the fastest player in NFL history to score 100 times (89 games). The Chargers overcome a 17-point deficit in the third quarter, 24-7, to become the first team in league history to overcome 17-point deficits in consecutive weeks.
- Nov. 26**—Tomlinson scores his 20th and 21st rushing TDs of the season to set a new team record.
- Dec. 10**—Tomlinson scores three touchdowns against Denver to set a new NFL record for single-season touchdowns (29). The Chargers win the game, 48-20, to claim their second AFC West title in the last three seasons.
- Dec. 17**—Tomlinson scores the 99th and 100th rushing touchdowns of his career becoming the fastest player in NFL history to reach 100. On his first touchdown of the game, Tomlinson break's Paul Hornung's NFL record for points in a season, which was set in 1960. He scores his second touchdown of the game on a career-long 85-yard run to set new NFL single-season record for rushing touchdowns (28). The 85-yard run is the third-longest in team history and the longest since 1962. Tomlinson sets a new NFL record with eight consecutive multi-touchdown games.
- Dec. 24**—The Chargers set a new team record when they win their 13th game of the season. The Bolts defeat the Seattle Seahawks, 20-17, at Qwest Field on a 37-yard touchdown pass from Philip Rivers to Vincent Jackson with 29 seconds left to play. The Bolts would go on to close out the season with a win over Arizona for their 14th win of the year.
- Dec. 31**—The Chargers defeat the Arizona Cardinals, 27-20, clinching home-field advantage in the playoffs as the number-one seed for only the third time in team history (1979 & '80). Marty Schottenheimer wins the 200th regular-season game of his career. Tomlinson finishes the season with 1,815 yards to claim his first NFL rushing title. Shawne Merriman records his 17th sack of the season to claim the league's sack title. The Bolts finish the season with 492 points, most in the NFL and a new team record.

2007

- Jan. 4**—LaDainian Tomlinson is named the NFL's Most Valuable Player and the Offensive Player of the Year by the Associated Press. He is the first player in team history to be named MVP by the AP. Tomlinson scored an NFL-record 31 touchdowns in 2006.
- Jan. 14**—A team-record 68,810 fans fill Qualcomm Stadium for an AFC Divisional Playoff game against the New England Patriots. The Patriots win the game, 24-21.
- Feb. 2**—Tomlinson and former Chargers quarterback Drew Brees are named co-recipients of the 2006 Walter Payton NFL Man of the Year Award. It is the only league award that recognizes both off the field community service as well as playing excellence. Tomlinson is the fourth Charger to be named Man of the Year.
- Feb. 10**—A new team-record 10 Chargers appear in the 2007 Pro Bowl. Quarterback Philip Rivers is also selected to play but does not participate due to a foot injury.

Feb. 12—Marty Schottenheimer is relieved of his duties as head coach of the Chargers.

Feb. 19—Norv Turner is hired as the 14th head coach in team history. He immediately hires Ted Cottrell as the team's defensive coordinator.

March 14—The Chargers unveil new uniforms for 2007 and beyond at a private fashion show at the U.S. Grant Hotel in San Diego. The new uniforms feature Navy blue jerseys and white pants for most home games, white jerseys and Navy pants for road games, and Powder Blue jerseys with white pants for designated home games. The most noticeable change is a metallic-white helmet that features a Gold bolt which is outlined in both powder blue and Navy.

DRAFT HISTORY

1960 (First selections to stock franchises)

Nov. 22, 1959
 Monty Stickles, E, Notre Dame (6, Territorial)
 (Remainder alphabetically)
 Ted Aucreman, E, Indiana
 Bob Bercich, HB, Michigan State
 Barney Berlinger, E, Pennsylvania
 Charles Boone, C, Richmond
 Bobby Boyd, QB, Oklahoma
 Byron Bradfute, T, Southern Mississippi
 Rodney Breedlove, G, Maryland
 Tom Budrewicz, T, Brown
 James Cameron, C, East Texas State
 Jack Crouthamel, HB, Dartmouth
 Pete Davidson, T-G, The Citadel
 Floyd Faucette, HB, Georgia Tech
 Charles Flowers, FB, Mississippi
 Bobby Franklin, QB, Mississippi
 Bob Jeter, HB, Iowa
 Bill Linder, T, Pittsburgh
 Billy Locklin, T, New Mexico State
 William Lopasky, G, West Virginia
 Paul Maguire, E, The Citadel
 Ed McDaniel, E, Oklahoma
 Charles Milstead, QB, Texas A&M
 Ed Pitts, T, South Carolina
 Bob Schlotz, C, Notre Dame
 Ed Serieka, FB, Xavier, Ohio
 Russ Sloan, E, Missouri
 John Stalte, T, Kansas City
 Ron Stehouwer, T, Colorado
 Wayne Stewart, G, The Citadel
 Leonard Wilson, HB, Purdue
 Bob Zeman, DB, Wisconsin

(Second selections to stock franchises)

Gary Beabout, T-G, Purdue
 George Blair, DB, Mississippi
 Fran Brixius, T-G, Minnesota
 Joe Davis, T-G, The Citadel
 Robert DeMarco, T-G, Dayton
 Bob Hain, T-G, Iowa
 Chuck Janssen, T-G, Tulsa
 Gordon Kelley, E, Georgia
 Larry Lancaster, G-T, Georgia

Marv Lasater, HB, Texas Christian
 Warren Lashua, E, Whitworth, Wash.
 Perry McGriff, E, Florida
 Kirk Phares, T-G, South Carolina
 Lamar Rawson, HB, Auburn
 Ronald Ray, T-G, Howard Payne, Tex.
 Ken Talkington, QB, Texas Tech
 John Talley, QB, Northwestern
 Bob Waters, HB, Presbyterian, S.C.
 Bob Wehking, C, Florida
 Larry Womack, HB, Colorado State

1961 (Drafted 7-8) Rounds 1-6, Nov. 23, 1960 Rounds 7-30, Dec. 5, 1960

- Earl Faison, DE, Indiana (7)
- Keith Lincoln, HB, Washington State (16)
- Marlin McKeever, E, USC (23)
- Jimmy Johnson, HB, UCLA (32)
- Bill Kilmer, QB, UCLA (39)
- Calvin Bird, HB, Kentucky (46)
(acquired from Dallas)
- Cliff Roberts, T, Illinois (48)
- Claude Gibson, DB, North Carolina State (55)
- Charley Johnson, QB, New Mexico State (64)
- Bob Scarpitto, QB, Notre Dame (71)
- Willie Hector, G, College of Pacific (80)
- Greg Larson, C, Minnesota (87)
- Hezekiah Braxton, FB, Virginia Union (96)
- Dale Messer, FB, Fresno State (103)
- Ernie Ladd, T, Grambling (119)
- Bud Whitehead, DB, Florida State (128)
- Ed Dyas, FB, Auburn (144)
- Jack Espenship, HB, Florida (151)
- Gene Gaines, HB, UCLA (167)
- Glenn Bass, HB, East Carolina (183)
- Ben Balme, G, Yale (192)
- Bill Kinnune, G, Washington (208)
- Luther Hayes, E, USC (215)
- Chuck Allen, G, Washington (224)
- Dan Ficca, T, USC (231)
- Mike McKeever, G, USC (240)

Future Selections

- Billy Wilson, T, Auburn (112)
- Reg Carolan, E, Idaho (135)

Continued next page



FUTURE SELECTIONS, cont.

20. Mike Lucci, C, Tennessee (160)
22. John Brown, T, Syracuse (176)
25. Don Coffee, E, Memphis State (199)

1962 (Drafted 8)

1. Bob Ferguson, FB, Ohio State (8)
2. Dick Hudson, T, Memphis State (16)
3. John Hadl, QB, Kansas (24)
4. Bob Hill, T, Notre Dame (31) (acquired from Houston)
4. Mack Burton, HB, San Jose State (32)
5. Bob Mitinger, DE, Penn State (34) (acquired from Denver)
5. John Cornett, T, Rice (40)
6. Roy Winston, G, Louisiana State (42) (acquired from Denver)
6. Frank Buncom, LB, USC (48)
7. Wendell Harris, HB, Louisiana State (51) (acquired from Dallas)
7. Bob Jackson, FB, New Mexico State (56)
8. Jerry Robinson, HB, Grambling (64)
9. Tommy Minter, HB, Baylor (72)
10. Dan Sullivan, T, Boston College (80)
11. Irv Bishop, G, Fresno State (88)
12. Ralph Smith, E, Mississippi (93) (acquired from New York Titans)
12. George Andrie, E, Marquette (96)
13. Charles Bryant, E, Ohio State (104)
17. Frank Gardner, T, No. Carolina College (136)
20. Ron Hermann, QB, Bradley (160)
24. Homer Jones, HB, Texas Southern (192) (voided)
25. Sam Gruneisen, E, Villanova (200)

Future Selections

13. Bert Coan, HB, Kansas (105) (acquired from Oakland)
14. James Bates, HB, USC (112)
15. Fred Moore, T, Memphis State (120)
16. George Gross, T, Auburn (128)
18. Denny Biodrowski, E, Memphis State (144)
19. Mike Lind, FB, Notre Dame (152)
21. Jesse Williams, E, Fresno State (168)
22. Jim Thibert, E, Toledo (176)
23. Dick Farris, G, North Texas State (184)
26. Mike Woufle, G, Colorado (208)
27. Mel Rideout, QB, Richmond (216)
28. Ben Wilson, FB, USC (224)

1963 (Drafted 2) Dec. 1, 1962

1. Walt Sweeney, E, Syracuse (2)
2. Rufus Guthrie, G, Georgia Tech (10)
3. Dave Robinson, E, Penn State (17) (acquired from Oakland)
3. Keith Kinderman, HB, Florida State (18)
4. Roy Williams, T, Pacific (26)
5. Larry Glueck, HB, Villanova (34)
6. Pat Emerick, LB, Western Michigan (42)
7. Choice to Denver
8. Gene Heeter, E, West Virginia (58)
9. Steve Barnett, T, Oregon (66)
10. Don Scott, T, Tampa (74)
11. Bob Petrich, T, West Texas State (82)
12. Terry Baker, QB, Oregon State (90)
13. Dick Walton, G, Iowa State (98)
18. Choice to Oakland
19. Ernest Park, T, McMurry, Tex. (146)
24. Bill Frank, T, Colorado (186)
25. Jerry Jazzanti, T, Arkansas (194)

Future Selections

14. Frank Lasky, T, Florida (106)
14. Harrison Rosdahl, G, Penn State (107) (acquired from New York Titans)
14. Jack Cverko, G, Northwestern (109) (acquired from Denver)
15. Mike Fracchia, HB, Alabama (114)
16. Gene Breen, LB, Virginia Poly (122)
17. Dick Drummond, HB, Geo. Washington (130)
20. Buddy Soeffker, LB, Louisiana State (154)
21. Dan Points, T, Cincinnati (162)
22. Roger Gill, HB, Texas Tech (170)
23. Paul Watters, T, Miami, Ohio (178)
26. Ken Dill, C, Mississippi (202)
27. Harry Butsko, G, Maryland (210)
28. Steve Berzansky, FB, West Virginia (218)
29. Herman Hamp, HB, Fresno State (226)

1964 (Drafted 8) Nov. 30, 1963

1. Ted Davis, E, Georgia Tech (8)
2. John Kirby, LB, Nebraska (16)
3. Perry Lee Dunn, DB, Mississippi (24)
4. Dave Parks, E, Texas Tech (32)
5. Pete Goimmarac, C, West Virginia (36) (acquired from Boston)
5. Gary Kirner, T, USC (40)
6. Willie Brown, S, USC (48)
7. Roger Anderson, T, Virginia Union (51) (acquired from New York Jets)
7. Pat Batten, FB, Hardin-Simon (56)
8. George Seals, T, Missouri (64)
9. Choice to Oakland
10. Bob Long, E, Wichita (74) (acquired from Kansas City)
10. Dick Bowman, E, Syracuse (80)
11. Bob Horton, FB, Boston University (88)
12. Ron Carpenter, E, Texas A&M (96)
13. Kenny Graham, S, Washington State (104)

Future Selections

1. Howard Kindig, C, Los Angeles State (8)
2. Ed Mitchell, T, Southern U. (16)
3. Bob Daugherty, HB, Tulsa (24)
4. John Farris, T, San Diego State (32)
5. Bobby Robinson, G-LB, Mississippi (40)
6. Paul Cercel, C-LB, Pittsburgh (48)
7. Dick Klein, T, Wichita State (56)
8. Allen Robinson, HB, Brigham Young (64)
9. Charles Hinton, C, Mississippi (72)
10. Ron Smith, QB, Richmond (80)
11. Bill Ban Burkelo, HB, Tulsa (88)
12. Tom Lucas, G, Mississippi (96)
13. Frank Kinard, FB, Mississippi (104)

1965 (Drafted 6) Nov. 28, 1964

1. Steve DeLong, G, Tennessee (6)
2. Roy Jefferson, E, Utah (14)
3. Allen Brown, E, Mississippi (22)
4. Steve Tensi, QB, Florida State (30)
5. Rick Redman, LB, Washington (38)
6. Will Beasley, FB, North Carolina A&T (46)
7. Jack Snow, E, Notre Dame (54)
8. Clancy Williams, HB, Washington State (62)
9. Jerry Whelchel, QB, Massachusetts (70)
10. Gene Foster, HB, Arizona State (78)
11. Veran Smith, G, Utah State (86)
12. Jim Allison, FB, San Diego State (94)
13. Bill Quigley, LB, Villanova (102)
14. Don Floyd, E, Florida State (110)
15. Mike Howell, DB, Grambling (118)



16. John Godden, LB, San Diego State (126)
17. Leon Hardy, T, Texas Southern (134)
18. Bobby Evans, T, Texas A&M (142)
19. Braden Beck, K, Stanford (150)
20. Jack Edwards, C, Florida State (158)

Future Selections

1. Gary Garrison, E, San Diego State (6)
2. Larry Martin, T, San Diego State (14)
3. Stan Dzura, T-DE, California (22)
4. Doug Woodlief, LB, Memphis State (30)
5. Jim Weatherwax, T, Los Angeles State (38)
6. Tom Good, LB, Marshall (46)
7. Wayne Waff, E, E. Tennessee State (54)
8. Roy Shivers, HB, Utah State (62)
9. Tony Carey, HB, Notre Dame (70)
10. Dave Plump, HB, Fresno State (78)
11. Jeff White, E, Texas Tech (86)
12. Mike Cicollella, LB, Dayton (94)

1966 (Drafted 8) Nov. 28, 1965

1. Don Davis, T, Los Angeles State (7)
2. Nick Rassas, HB, Notre Dame (17)
3. Milt Morin, E, Massachusetts (26)
4. Charles Brown, HB, Syracuse (35)
5. Russ Smith, HB, Miami, Fla. (44)
6. Gary Pettigrew, DE, Stanford (54)
7. Jim Tolbert, E, Lincoln, Mo. (63)
8. Doug Buffone, LB, Louisville (72)
9. Taft Reed, E-DB, Jackson State (81)
10. Danny Pride, LB, Tennessee A&I (90)
11. Terry Owens, E, Jacksonville State Ala. (99)
12. Ray Jones, HB, Los Angeles State (108)
13. Houston Ridge, DE, San Diego State (117)
14. Mike London, E, Wisconsin (126)
15. Shelly Novack, E, Long Beach State (135)
16. Bill Scott, DB, Idaho (144)
17. Ron Ogle, DT, Long Beach State (153)
18. John Travis, HB, San Jose State (162)
19. Jerome Bell, C, Oklahoma (171)
20. Bill McDowell, LB, Florida State (180)

Future Selections

1. Bob Windsor, E, Kentucky (8)
2. Diron Talbert, T, Texas (17)
3. Jeff Staggs, LB, San Diego State (26)
4. LaVerle Pratt, LB, Idaho (35)
5. Rhome Nixon, E, Southern U., La. (44)
6. Joe Beauchamp, S, Iowa State (53)
7. Brad Hubbert, HB, Arizona (62)
8. St. Saffold, E, San Jose State (71)
9. Wayne Page, DB, Clemson (80)
10. Wayne Becker, T, Montana (89)
11. Hugh Wright, FB, Adams State (98)

1967 (Drafted 14) Mar. 14-16

1. Ron Billingsley, DT, Wyoming (14)
2. Ron McCall, LB, Weber State (40)
2. Bob Howard, CB, San Diego State (48) (acquired from Buffalo)
3. Harold Akin, T, Oklahoma State (67)
4. Dickie Post, HB, Houston (94)
5. Bernard Erickson, LB, Abilene Christian (121)
6. Nate Johns, FL, San Diego State (147)
7. David Conway, K, Texas (173)
8. John Mills, E, Tennessee (199)
9. Steve Newell, E, Long Beach State (225)
10. Torre Ossmo, T, West, Michigan (251)
11. Carroll Jarvis, HB, Virginia (277)

12. Choice to Kansas City
13. Leon Carr, DB, Prairie View, Tex. (329)
14. Martin Baccaglio, DT, San Jose State (355)
15. Craig Scoggins, E, San Diego State (381)
16. Paul Phillips, T, South Carolina (407)
17. John Gibbs, HB, South Carolina State (433)

1968 (Drafted alternately 18-17) Jan. 21-23

1. Russ Washington, T, Missouri (4) (acquired from Denver)
1. Jim Hill, S, Texas A&I (18)
2. Bill Lenkaitis, C, Penn State (43)
3. Choice to Miami
4. Ken Dyer, FL, Arizona State (100)
5. William Perry, TE, Kent State (129)
6. Choice to Cincinnati
7. Lane Fenner, FL, Florida State (183)
8. Elliott Gammage, TE, Tennessee (209)
9. Grundy Harris, RB, Southern (237)
10. Choice to Houston
11. Dennis Partee, K, Southern Methodist (291)
12. Jeff Queen, LB, Morgan State (317)
13. Fred Combs, DB, North Carolina State (345)
14. Jim Campbell, LB, West Texas State (371)
15. Dan Kramarczyk, T, Dayton (399)
15. Robert Wells, T, Johnson C. Smith, N.C. (403) (acquired from Houston)
16. Dick Farley, DB, Boston University (425)
17. Dan Andrews, TE, West Texas State (453)

1969 (Drafted 18) Jan. 28-30

1. Marty Domres, QB, Columbia (9) (acquired from Denver)
1. Bob Babich, LB, Miami, Ohio (15)
2. Ron Sayers, RB, Omaha (44)
3. Eugene Ferguson, T, Norfolk State (70)
4. Choice to Houston
5. Harry (Skip) Orszulak, FL, Pittsburgh (122)
6. Terry Swam, FL, Colorado State (147)
7. Choice to Miami
8. Craig Cotton, FL, Youngstown Ohio (200)
9. Joe Williams, DB, Southern (226)
10. David Arnold, G, Northwest Louisiana (251)
11. Willie Norwood, TE, Alcorn A&M (278)
12. Jim White, RB, Arkansas AM&N (304)
13. Mike Simpson, DB, Houston (330)
14. Bill Ackman, DT, New Mexico State (356)
15. Charlie Jarvis, RB, Army (382)
16. Willie Davenport, FL, Southern (408)
17. Larry Rentz, DB, Florida (434)

1970 (Drafted alternately 15-16) Jan. 27-28

1. Walker Gillette, WR, Richmond (15)
2. Tom Williams, DT, California-Davis (42)
3. Choice to Buffalo for WR Richard Trapp
4. Bill Maddox, TE, Syracuse (94)
5. Pettus Farrar, RB, Norfolk State (119)
6. Billy Parks, WR, Long Beach State (146)
7. Jim Fabish, DB, Texas-El Paso (171)
8. Wayne Clark, QB, U.S. International (198)
9. Chris Fletcher, S, Temple (223)
10. Mac Steen, G, Florida (250)
11. Jack Protz, LB, Syracuse (275)
12. Howard Gravelle, TE, California-Davis (302)
13. Bernard Bradley, DB, Utah St. (327)
14. Tyrone Caldwell, DT, S. Carolina State (354)
15. Eugene Childs, RB, Texas-El Paso (379)
16. Mike Green, RB, Nebraska (406)
17. David Sanks, G, Louisville (431)

Continued next page

1971 (Drafted 13) Jan. 28-29

1. Leon Burns, RB, Long Beach State (13)
2. Choice (39) to Kansas City for RB Mike Garrett
3. Mike Montgomery, RB, Kansas State (65)
4. Choice to New Orleans for DE Joe Owens
5. Choice (115) from Green Bay (for TE Jacque Mackinnon) used to select Bryant Salter, S, Pittsburgh
5. Ray White, LB, Syracuse (117)
5. Choice (119) from Cincinnati (for SS Kenny Graham) used to select Phil Asack, DE, Duke
6. Jacob Mayes, RB, Tennessee State (143)
7. Chuck Dicus, WR, Arkansas (169)
8. Leon Van Gorkum, DE, San Diego St. (195)
9. John Tanner, TE, Tennessee Tech (221)
10. Gary Nowak, TE, Michigan State (247)
11. Don Pinson, DB, Tennessee State (273)
12. Wesley Garnett, WR, Utah State (299)
13. Sammy Milner, WR, Mississippi State (325)
14. Ed O'Daniel, DE, Texas Southern (351)
15. Eric Humston, LB, Muskingum, Ohio (377)
16. Ed Foote, C, Hawaii (403)
17. Chip Kell, C, Tennessee (429)

1972 (Drafted alternately 11-10-9-13-12) Feb. 1-2

1. Choice (11) to Green Bay for DT Kevin Hardy
2. Pete Lazetich, DE, Stanford (36)
3. Bill McClard, K, Arkansas (61)
4. Choice (91) to Miami as part of acquisition of C Carl Mauck
5. Jim Bishop, TE, Tennessee Tech (116)
5. Choice (130) from Dallas (for T Tony Liscio) used to select Harry Gooden, DE, Alcorn A&M
6. Bruce Ward, G, San Diego State (141)
7. Choice (165) to New England for RB Eddie Ray
8. Choice (191) to Baltimore as part of acquisition of DT George Wright
9. Fran Schmitz, DT, St. Norbert, Wisc. (221)
10. Lon Kolstad, LB, Whitewater, Wisc. (246)
11. John Turner, TE, Long Beach State (270)
12. Sam Key, LB, Elon, N.C. (295)
13. Andy Selfridge, LB, Virginia (321)
14. John Van Reenen, DE, Washington State (351)
15. Charles Neugent, DB, Tuskegee, Ala. (376)
16. James Shaw, DB, Tulsa (401)
17. Choice (423) from Green Bay (for C Cal Winthrow) used to select Oscar Dragon, RB, Arizona State
17. Bob Tackett, T, Texas-El Paso (426)

1973 (Drafted alternately 6-5-8-7) Jan. 30-31

1. Choice (6) to Philadelphia for MLB Tim Rossovich
1. Choice (25) from Washington through Baltimore (for QB Marty Domres) used to select Johnny Rodgers, WR, Nebraska
2. Choice (31) to Los Angeles as part of acquisition of DE Deacon Jones, DT Greg Wojcik, RB Lee White
3. Choice (60) to Los Angeles as part of acquisition of DE Deacon Jones, DT Greg Wojcik, RB Lee White
3. Choice (64) from Atlanta through Oakland (for RB Jeff Queen) used to select Dan Fouts, QB, Oregon
4. Choice (84) from St. Louis through Chicago (for DE Steve DeLong) used to select James Thaxton, TE, Tennessee State
4. Choice (85) to Baltimore as part of acquisition of DT George Wright
5. Choice to Buffalo for DE Cal Snowden
5. Choice (123) from Detroit through Washington (for CB-KR Leslie "Speedy" Duncan) used to select Willie McGee, WR-KR, Alcorn A&M

5. Choice (125) from Cleveland (for DT George Wright) used to select John Knoble, LB, Weber State
6. Marvin Roberts, C, Michigan State (135)
7. Choice to Miami through New England for LB Ed Philpott
8. Choice to Baltimore for DT George Wright
9. Tab Bennett, LB, Illinois (214)
10. Cliff Burnett, DE, Montana (239)
11. Jay Douglas, C, Memphis State (268)
12. Lynn Ahrens, T, Eastern Montana (293)
13. Alfred Reese, RB, Tennessee State (318)
14. Tony Adams, QB, Utah State (343)
15. Gary Parris, TE, Florida State (372)
16. Joe Petty, DB, Arizona State (397)
17. Barry Darrow, T, Montana (422)

1974 (Drafted alternately 2-3) Jan. 29-30

1. Bo Matthews, RB, Colorado (2)
1. Choice (15) from Cleveland (for LB Bob Babich) used to select Don Goode, LB, Kansas
2. Choice (29) to Minnesota as part of compensation for LB Carl Gersbach, RB Clinton Jones
2. Choice (43) from Buffalo (for S Chuck Detwiler and TE Lee Thomas) used to select Mark Markovich, C, Penn State
3. Choice to Chicago for KR Ron Smith
4. Harrison Davis, WR, Virginia (81)
5. Choice (105) from Houston through Washington (for G Walt Sweeney) used to select John Teerlink, DT, Western Illinois
5. Choice to Buffalo for LB Mike Stratton
6. Jesse Freitas, QB, San Diego State (133)
7. Choice (158) to Los Angeles for RB Jesse Taylor
8. Tom Forrest, G, Cincinnati (185)
8. Choice (206) from Los Angeles (for 1974 seventh-round choice) used to select Bon Boatwright, T, Oklahoma State
9. Danny Colbert, S, Tulsa (210)
10. John Ketchoyian, LB, Santa Clara (237)
11. Dave Grannell, TE, Arizona State (262)
12. Sam Williams, DB, California (289)
13. Brian Vertefeulle, T, Idaho State (314)
14. Greg Bailey, DB, Long Beach State (341)
15. Charles Anthony, LB, USC (366)
15. Choice (386) from Washington (for WR Bill Malinchak) used to select Greg Meczka, TE, Bowling Green
16. Neal Skarin, DE, Arizona State (393)
17. Charles DeJurnett, DT, San Jose State (418)

1975 (Drafted alternately 8-7-6) Jan. 28-29

1. Gary Johnson, DT, Grambling (8)
1. Choice (22) from Washington (for RB Duane Thomas) used to select Mike Williams, CB, Louisiana State
2. Choice (30) from Cleveland (for LB Bob Babich) used to select Louie Kelcher, DT, Southern Methodist
2. Fred Dean, LB, Louisiana Tech (33)
3. Choice (58) to Green Bay for DT Bob Brown
3. Choice (73) from Los Angeles through Chicago (for RB Sid Edwards) used to select Mike Fuller, DB, Auburn
4. Choice (86) to New England through Cleveland as part of compensation for LB Bob Babich
4. Choice (101) from Oakland (for KR Ron Smith) used to select Ken Bernick, LB, Auburn
5. Kevin Nosbusch, DT, Notre Dame (111)
5. Choice (125) from Washington through Los Angeles and Buffalo (for DT Dave Costa) used to select Charles Waddell, TE, North Carolina



6. Choice (134) from Cleveland (for TE James Thaxton) used to select John Carroll, WR, Oklahoma
6. Billy Shields, T, Georgia Tech (136)
7. Rickey Young, RB, Jackson State (164)
8. Choice (189) to Kansas City through Washington as part of trade involving DE Deacon Jones
8. Choice (203) from Washington (for WR Bill Malinchak) used to select Barry Collier, T, Georgia
8. Choice (206) from Oakland (for KR Ron Smith) used to select Ralph Perretta, G, Purdue
9. Larry Keller, LB, Houston (214)
10. Otha Bradley, DT, USC (242)
11. Vince Phason, DB, Arizona (267)
11. Choice (284) from Oakland (for DT Ray Carr, DE Blenda Gay and T Harold Paul) used to select Ike McBee, WR, San Jose State
12. Jerry Dahl, LB, North Dakota State (292)
13. Pete Demmerle, WR, Notre Dame (320)
13. Choice (335) from Oakland (for DT Ray Carr, DE Blenda Gay and T Harold Paul) used to select Glen Printers, RB, Southern California
14. Reggie Barnett, DB, Notre Dame (345)
15. John Rousch, G, Oklahoma (370)
16. Chip Salvestrini, G, Yankton, S.D. (398)
17. Neal Jeffrey, QB, Baylor (423)

1976 (Drafted alternately 4-3) April 8-9

1. Joe Washington, RB, Oklahoma (4)
2. Don Macek, G, Boston College (31)
3. Larry Dorsey, WR, Tennessee State (64)
4. Bob Horn, MLB, Oregon State (94)
4. Choice (113) from Houston through Oakland (for DT Dave Rowe) used to select Ron Singleton, TE, Grambling
4. Choice (115) from Oakland (for fourth-round choice San Diego acquired from Washington for G Walt Sweeney) used to select Artie Owens, WR, West Virginia
5. Choice (128) to Los Angeles for RB Tony Baker
5. Choice (131) from New England (for CB Bob Howard) used to select Woodrow Lowe, LB, Alabama
6. Choice (159) to Pittsburgh through St. Louis for WR Marlin Briscoe
7. Choice (186) to Dallas for MLB Ken Hutcherson
8. Tony DiRienzo, K, Oklahoma (212)
9. Choice (241) to Buffalo for T Halvor Hagen
9. Choice (251) from New York Giants (for LB Bruce Bannon) used to select Glynn Harrison, RB, Georgia
10. Jeff Perlinger, DE, Michigan (368)
11. Ray Preston, LB, Syracuse (295)
12. Ron Lee, S, Oregon (322)
13. John Lee, DT, Nebraska (351)
14. Ed Jones, G, Cincinnati (378)
15. Jack Hoffman, DL, Indiana (407)
16. Jack Harrison, G, California (434)
17. Clarence Sanders, LB, Cincinnati (463)

1977 (Drafted alternately 14-13-12) May 3-4

1. Choice (14) to Seattle through Dallas for QB Clint Longley
1. Choice (24) from Dallas (for QB Clint Longley) used to select Bob Rush, C, Memphis State
2. Choice (41) to Seattle through Dallas for QB Clint Longley
3. Choice (68) to Los Angeles for TE Pat Curran and RB Howard Strickland
3. Choice (77) from Washington (for DE Deacon Jones) used to select Keith King, S, Colorado State

4. Choice (98) to Houston through Miami for RB Mercury Morris
5. Clarence Williams, RB, South Carolina (124)
5. Choice (128) from Cleveland (for option compensation rights of DT Ron East) used to select Cliff Olander, P-QB, New Mexico State
6. Choice (146) from Atlanta (for CB Sam Williams) used to select Dave Lindstrom, DE, Boston University
6. Lawrence Barnes, RB, Tennessee State (151)
6. Choice (152) from Detroit (for C Mark Markovich) used to select Pete Shaw, S, Northwestern
7. Ron Bush, CB, USC (181)
8. Choice (208) to Dallas for K Toni Fritsch
9. Gene Washington, WR, Georgia (234)
10. Curtis Townsend, LB, Arkansas (265)
11. Choice (292) to Cincinnati for WR Chip Myers
12. Jim Stanski, TE, Eastern Michigan (319)

1978 (Drafted alternately 14-13-15) May 2-3

1. John Jefferson, WR, Arizona State (14)
2. Milton Hardaway, T, Oklahoma State (41)
3. Rickey Anderson, RB, South Carolina State (71)
4. Choice (98) to St. Louis for FS Clarence Duren
5. Choice (125) to Detroit for MLB Jim Laslavic
5. Choice (135) from Los Angeles (for C Ed Flanagan) used to select John Choma, G, Virginia
6. Choice (155) to Detroit or MLB Jim Laslavic
7. Cliff Featherstone, CB, Colorado State (180)
8. Choice (200) from Oakland (for 1978 eighth-round choice) used to select Gavin Hedrick, P, Washington State
8. Choice (222) to Oakland for 1978 eighth-round choice (200)
9. Henry Bradley, DT, Alcorn State, Miss. (237)
9. Choice (248) from Oakland (for 1978 11th-round choice) used to select Blake Whitlatch, LB, Louisiana State
10. Charles Price, TE, Cincinnati (264)
11. Choice (293) to Oakland for 1978 ninth-round choice (248)
12. Kevin Bell, WR, Lamar, Tex. (321)

1979 (Drafted alternately 20-19-18-17-21) May 3-4

1. Choice (13) from Cleveland (for 1979 first- and second-round choices) used to select Kellen Winslow, TE, Missouri
1. Choice (20) to Cleveland for 1979 first-round choice (13)
2. Choice (47) to Cleveland for 1979 first-round choice (13)
3. Cliff Thrift, MLB, East Central Oklahoma (73)
4. Choice (99) to Los Angeles for QB James Harris
4. Choice (104) from Houston (for QB Neal Jeffrey) used to select John Floyd, WR, NE Louisiana
5. Choice (131) to Baltimore for RB Lydell Mitchell
6. Choice (157) to Pittsburgh for FS Glen Edwards
7. Choice (184) to Green Bay for CB Willie Buchanon
8. Wilburt Haslip, RB, Hawaii (210)
9. Alvin Garrett, WR, Angelo State, Tex. (237)
10. Choice (265) from Philadelphia (for MLB Tom Graham) used to select Tony Petruccio, DT, Penn State
10. Al Green, S, Louisiana State (269)
11. Dave Rader, QB, Tulsa (295)
12. Frank Duncan, S, San Francisco State (321)

1980 (Drafted 26th) April 29-30

1. Choice (26) to Green Bay for CB Willie Buchanon
2. Choice (55) to Los Angeles Rams for TE Bob Klein

Continued next page

1980, cont.

3. Choice (83) to St. Louis Cardinals for head coach Don Coryell
4. Choice (101) from Tampa Bay (for T Booker Brown) used to select Ed Luther, QB, San Jose State
4. Bob Gregor, S, Washington State (108)
5. Choice (139) to Washington for RB Mike Thomas
6. Choice (151) from Cleveland (for RB Rickey Anderson) used to select La Rue Harrington, RB, Norfolk State, Va.
6. Wayne Hamilton, LB, Alabama (163)
7. Choice (175) from Buffalo (for QB Bill Munson) used to select Chuck Loewen, G, South Dakota State
7. Stuart Dodds, P, Montana State (191)
8. Curtis Sirmones, RB, North Alabama (219)
9. Steve Whitman, RB, Alabama (247)
10. Choice (279) to Tampa Bay for RB Charlie White
11. John Singleton, DE, Texas-El Paso (303)
12. Harry Price, WR, McNeese State, La. (331)

1981 (Drafted 24) April 28-29

1. James Brooks, RB-KR, Auburn (24)
2. Choice (51) to New Orleans for RB Chuck Muncie
3. Irvin Phillips, CB, Arkansas Tech (77)
4. Amos Lawrence, RB, North Carolina (103)
4. Choice (107) from Cleveland (for LB Don Goode) used to select Eric Sievers, TE, Maryland
5. Keith Ferguson, LB, Ohio State (131)
6. Choice (141) from New York Giants (for RB Bo Matthews) used to select Andrew Gissing, T, Syracuse
6. Bobby Duckworth, WR, Arkansas (162)
7. Pete Holohan, TE, Notre Dame (189)
8. Choice (215) to New Orleans for P Rick Partridge
9. Billy Mullins, WR, Southern California (243), exercised in Supplemental Draft July 17, 1980
10. Robert Parham, FB, Grambling (268)
11. Choice (280) from New York Giants (for QB Cliff Olander) used to select Matt Petzelka, T, Iowa
11. Carlos Bradley, LB, Wake Forest (300)
12. Stacy Charles, WR, Bethune-Cookman (327)

1982 (Drafted alternately 23-22-21-20-23) April 27-28

1. Choice (22) to Green Bay as part of trades involving WR John Jefferson and WR Wes Chandler
2. Choice (40) to New England for S Tim Fox
2. Choice (49) to Washington through Los Angeles for FB John Cappelletti
3. Choice (76) to New Orleans as part of trade for WR Wes Chandler
3. Choice (83) to Tampa Bay through San Francisco for LB David Lewis
4. Choice (103) to Tampa Bay for RB Ricky Bell
5. Choice (134) to Chicago for CB Allan Ellis
6. Choice (161) to Miami for P George Roberts
7. Hollis Hall, CB, Clemson (188)
8. Maury Buford, P, Texas Tech (215)
9. Warren Lyles, DT, Alabama (246)
10. Andre Young, S, Louisiana Tech (273)
11. Anthony Watson, S, New Mexico (299)
12. Choice (326) to Detroit for DE John Woodcock

1983 (Drafted alternately 22-21-24-23-22) May 2

1. Choice (5) from San Francisco (for DE Fred Dean) used to select Billy Ray Smith, LB, Arkansas
1. Choice (20) from Green Bay (for WR John Jefferson) used to select Gary Anderson, RB, Arkansas
1. Gill Byrd, CB, San Jose State (22)
2. Choice (49) to San Francisco for 1983 first-round choice (22)

3. Choice (80) to New England for S Tim Fox
4. Choice (95) from Cleveland (for LB Don Goode) used to select Danny Walters, CB, Arkansas
4. Choice (107) to Chicago for CB Reuben Henderson
5. Choice (134) to Los Angeles Rams for WR Ron Smith
6. Choice (141) from Baltimore (for K Mike Wood) used to select Trumaine Johnson, WR, Grambling
6. Choice (161) to Baltimore for S Bruce Laird
7. Bill Elko, DT, Louisiana State (192)
8. Choice (202) from San Francisco (for MLB Bob Horn) used to select Earnest Jackson, RB, Texas A&M
8. Choice (219) to Chicago for CB Reuben Henderson
9. Mike Green, LB, Oklahoma State (245)
10. Bruce Mathison, QB, Nebraska (272)
11. Tim Kearse, WR, San Jose State (303)
11. Choice (308) from Washington (for TE Gregg McCrary) used to select Tim Spencer, RB, Ohio State
12. Choice (314) from Chicago (for T Jeff Williams) used to select Billy Blalock, S, Tennessee Tech
12. Chuck Ehin, DE, Brigham Young (330)

1984 (Drafted alternately 6-5) May 1

1. Mossy Cade, CB, Texas (6)
2. Mike Guending, LB, Northwestern (33)
3. Choice (62) to Detroit from San Diego through St. Louis as part of trade for S Ken Greene
4. Choice (89) to Tampa Bay for LB Dewey Selmon
4. Choice (107) to Tampa Bay from San Francisco through San Diego as part of trade for LB David Lewis
5. Lionel James, RB-KR, Auburn (118)
5. Choice (125) to New York Giants from Chicago through San Diego and Seattle as part of trade for WR Roger Carr
6. Keith Guthrie, NT, Texas A&M (144)
7. Jesse Bendross, WR, Alabama (173)
8. Choice (199) from New York Giants (for S Pete Shaw) used to select Ray Woodard, DE, Texas
8. Choice (201) to St. Louis as part of trade for S Ken Greene
8. Choice (219) from San Francisco (for DT Louie Kelcher) used to select Bob Craighead, RB, Northeast Louisiana
9. Zachary Barnes, DE, Alabama State (230)
10. Choice (257) to New York Giants for LB Brian Kelley
11. Buford McGee, RB, Mississippi (286)
12. Choice (313) to Green Bay for C-G Derrel Gofourth
12. Choice (331) from San Francisco (for DT Louie Kelcher) used to select Paine Harper, WR, LaVerne

1984 Supplemental Draft (Drafted 6-5-6) June 5

1. Lee Williams, DE, Bethune-Cookman (6) (Los Angeles, USFL)
2. Steve Smith, QB, Michigan (33) (Montreal, CFL)
3. Clarence Collins, WR, Southern Illinois (62) (New Jersey, USFL)

1985 (Drafted alternately 12-11-10) April 30

1. Jim Lachey, T, Ohio State (12)
2. Wayne Davis, CB, Indiana State (39)
2. Choice (55) from Miami (for RB Pete Johnson) used to select Jeff Dale, S, Louisiana State
3. Choice (66) to Minnesota for S John Turner
3. Choice (69) from Kansas City (for C Bob Rush) used to select John Hendy, CB, Long Beach State
4. Ralf Mojsiejenko, P-K, Michigan State (96)
5. Choice (123) to Seattle for WR Roger Carr
6. Terry Lewis, CB, Michigan State (150)
7. Choice (180) to Kansas City for RB Jewerl Thomas
7. Choice (196) from San Francisco (for MLB Bob Horn) used to select Mark Fellows, OLB, Montana State



8. Curtis Adams, RB, Central Michigan (207)
9. Paul Berner, QB, Pacific (234)
9. Choice (252) from San Francisco (for DT Louie Kelcher) used to select Dan Remsburg, T, Abilene Christian
10. David King, CB, Auburn (264)
11. Jeff Smith, NT, Kentucky (291)
12. Tony Simmons, DE, Tennessee (318)
12. Choice (329) from Chicago (for P Dave Finzer) used to select Bret Pearson, TE, Wisconsin

1986 (Drafted alternately 14-17-16) April 29

1. Choice (8) from Minnesota (for 1986 first- and second-round choices) used to select Leslie O'Neal, DE, Oklahoma State
1. James FitzPatrick, T, Southern California (13)
1. Choice (14) to Minnesota for 1986 first- and third-round choices
2. Choice (44) to Minnesota for 1986 first- and third-round choices
3. Choice (67) from Minnesota (for 1986 first- and second-round choices) used to select Terry Unrein, DE, Colorado State
3. Jeff Walker, T, Memphis State (71)
4. Choice (95) from Philadelphia (for RB Earnest Jackson) used to select Ty Allert, OLB, Texas
4. Tommy Taylor, ILB, UCLA (97)
5. Choice (118) from Kansas City (for C Bob Rush) used to select Doug Landry, OLB, Louisiana Tech
5. Choice (126) to Indianapolis for OLB Vernon Maxwell
5. Choice (129) from San Francisco (for DT Gary Johnson) used to select Donald Brown, CB, Maryland
5. Choice (133) from Los Angeles Rams (for WR Bobby Duckworth) used to select Matt Johnson, S, Southern California
6. Curtis Pardridge, WR, Northern Illinois (155)
7. Fred Smalls, OLB, West Virginia (182)
8. Mike Perrino, T, Notre Dame (209)
9. Mike Zordich, S, Penn State (235)
10. Choice (266) to Indianapolis for QB Mark Herrmann
11. Charles Sanders, RB, Slippery Rock, Pa. (293)
11. Choice (298) from San Francisco (for DT Gary Johnson) used to select Drew Smetana, T, Oregon
12. Jeff Sprowls, S, Brigham Young (320)
12. Choice (333) from Chicago (for P Maury Buford) used to select Mike Travis, S, Georgia Tech

1987 (Drafted alternately 5-4-3) April 28

1. Choice (5) to Cleveland for 1987 first-round choice (24), 1987 second-round choice (53) and OLB Chip Banks
1. Choice (24) from Cleveland (for 1987 first- and second-round choices) used to select Rod Bernstine, TE, Texas A&M
2. Choice (32) to Cleveland for 1987 first-round choice (24), 1987 second-round choice (53) and OLB Chip Banks
2. Choice (53) from Cleveland (for 1987 first- and second-round choices) used to select Louis Brock, CB, USC
3. Karl Wilson, OE, LSU (59)
4. Mark Vlasic, QB, Iowa (88)
5. Choice (115) from Green Bay (for CB Mossy Cade) used to select Nelson Jones, CB, No. Carolina St.
6. Choice (116) to New England for S Vencie Glenn
6. Choice (143) to Tampa Bay for OLB Andy Hawkins
7. Jamie Holland, WR, Ohio State (173)
8. Joe Mac Esker, T, UTEP (199)

8. Choice (204) from Philadelphia (for RB Earnest Jackson) used to select Ron Brown, OLB, USC
9. Tom Wilcher, RB, Michigan (226)
10. Anthony Anderson, DB, Grambling State (256)
11. Joe Goebel, C, UCLA (284)
12. Marcus Greenwood, RB, UCLA (310)

1988 (Drafted alternately 15-19-18-17-16) April 24-25

1. Anthony Miller, WR, Tennessee (15)
2. Choice (45) to Los Angeles Rams for RB Barry Redden
3. Choice (60) from Houston (for 1988 third- and fifth-round choices) used to select Quinn Early, WR, Iowa
3. Choice (72) to Houston for 1988 second-round choice (60)
4. Choice (91) from Los Angeles Rams (for TE Pete Holohan) used to select Joe Campbell, DE, New Mexico State
4. Choice (93) from Buffalo (for WR Trumaine Johnson) used to select Stacy Searels, C-G, Auburn
4. David Richards, T, UCLA (98)
5. Choice (125) to Houston for 1988 second-round choice (60)
6. Cedric Figaro, LB, Notre Dame (152)
7. Choice (184) to Buffalo for OLB David Brandon
8. Choice (211) to Pittsburgh for QB Mark Malone
9. Joey Howard, T, Tennessee (238)
10. Choice (265) to New York Giants for WR Bobby Johnson
11. Choice (285) from Los Angeles Rams (for T Jeff Walker) used to select Ed Miller, C, Pittsburgh
11. George Hinkle, DE, Arizona (292)
12. Wendell Phillips, S, North Alabama (324)

1989 (Drafted alternately 8-9) April 23-24

1. Burt Grossman, DE, Pittsburgh (8)
2. Courtney Hall, C, Rice (37)
2. Choice (51) from New York Giants (for 1989 third, fourth and seventh-round choices) used to select Billy Joe Tolliver, QB, Texas Tech
3. Choice (64) to New York Giants for 1989 second-round choice (51)
4. Choice (93) to New York Giants for 1989 second-round choice (51)
5. Elliot Smith, CB, Alcorn State (120)
6. Choice (148) to Los Angeles Rams as part of Barry Redden trade
7. Choice (175) to New York Giants for 1989 second-round choice (51)
7. Choice (183) from New England (for LB Thomas Benson) used to select Marion Butts, FB, Florida St.
7. Choice (195) from San Francisco (for WR Wes Chandler) used to select Terence Jones, QB, Tulane
8. Dana Brinson, WR/KR, Nebraska (204)
9. Pat Davis, TE, Syracuse (231)
10. Ricky Andrews, ILB, Washington (260)
11. Victor Floyd, RB, Florida St. (287)
12. Choice (316) to Washington for 1990 12th-round choice (326)

1990 (Drafted alternately 7-8) April 23-24

1. Junior Seau, LB, USC (5)
2. Choice (33) to Chicago for QB Jim McMahon
3. Choice (57) from Tampa Bay (for RB Gary Anderson) used to select Jeff Mills, OLB, Nebraska
3. Leo Goets, T, Hawaii, (60)
3. Choice (67) from Indianapolis (for OLB Chip Banks) used to select Walter Wilson, WR, East Carolina

Continued next page

1990, cont.

4. Choice (89) to Los Angeles Raiders for RB Napoleon McCallum
5. Choice (116) to Dallas for RB Darrin Nelson
6. Choice (138) from Dallas (for 1991 third-round choice) used to select John Friesz, QB Idaho
6. Choice (143) from Dallas (for 1991 third-round choice) used to select Frank Cornish, C-G, UCLA
6. David Pool, CB, Carson-Newman, Tenn. (145)
6. Choice (163) from Dallas (for 1991 third-round choice) used to select Derrick Walker, TE, Michigan
7. Jeff Novak, G, Southwest Texas State (172)
7. Choice (185) from Cleveland (for RB Barry Redden) used to select Joe Staysniak, T, Ohio State
7. Choice (187) from Washington (for P Ralf Mojsiejenko) used to select Nate Lewis, WR, Oregon Tech
7. Choice (193) from San Francisco (for WR Wes Chandler) used to select Keith Collins, CB, Appalachian State
8. J.J. Flannigan, RB, Colorado (201)
9. Chris Goetz, G, Pittsburgh (227)
10. Ken Berry, CB, Miami (256)
11. Tommie Stowers, HB, Missouri (283)
12. Choice (311) to Indianapolis for CB Leonard Coleman
12. Choice (326) from Washington (for 1989 12th-round choice) used to select Elliot Searcy, WR, Southern

1991 (Drafted alternately 10-9-8-7-12-11) April 21-22

1. Stanley Richard, S, Texas (9)
2. George Thornton, DT, Alabama (36)
2. Choice (39) from Tampa Bay (for RB Gary Anderson) used to select Eric Bieniemy, RB, Colorado
2. Choice (47) from Washington (for 1992 first-round choice) used to select Eric Moten, G, Michigan State
4. Yancey Thigpen, WR, Winston-Salem State (90)
5. Duane Young, TE, Michigan State (123)
5. Choice (127) from Pittsburgh through New England for the Los Angeles Raiders' 11th-round choice in 1991 (acquired by San Diego for RB Napoleon McCallum) and 1992 fourth-round choice used to select Floyd Fields, S, Arizona State
6. Jimmy Laister, OT, Oregon Tech (150)
7. David Jones, WR, Delaware State (177)
7. Choice (192) from Los Angeles Raiders (for WR Jamie Holland) used to select Terry Beauford, OL, Florida A&M
9. Andy Katoa, LB, Southern Oregon State (230)
10. Choice (254) from Los Angeles Rams (for P Keith English) used to select Roland Poles, FB, Tennessee
10. Mike Heldt, C, Notre Dame (257)
11. Joe Weinberg, WR, Johnson C. Smith (290)
12. Chris Samuels, RB, Texas (317)

1992 (Drafted alternately 5-6-7) April 26-27

1. Choice (5) to Washington for 1991 second-round choice (47) and 1992 fifth-round choice (140)
1. Choice (23) from Houston (for DE Lee Williams) used to select Chris Mims, DE, Tennessee
2. Marquez Pope, CB, Fresno State (33)
3. Ray Ethridge, WR, Pasadena City College (63)
4. Choice (90) to New England for 1991 fifth-round choice (127)
5. Curtis Whitley, C, Clemson (117)
5. Choice (131) from Atlanta (for QB Billy Joe Tolliver) used to select Kevin Little, LB, North Carolina A&T
5. Choice (140) from Washington (for 1992 first-round choice) used to select Eric Jonassen, T, Bloomsburg College

6. Reggie White, DT, North Carolina A&T (149)
7. Deems May, TE, North Carolina (174)
8. James Fuller, S, Portland State (201)
9. Johnnie Barnes, WR, Hampton, Va. (231)
10. Arthur Paul, DT, Arizona State (258)
11. Keith McAfee, RB, Texas A&M (285)
12. Carlos Huerta, K, Miami (315)

1993 (Drafted alternately 20-24) April 25-26

1. Darrien Gordon, CB, Stanford (22)
2. Choice (41) from San Francisco (for 1994 first-round choice) used to select Natrone Means, RB, North Carolina
2. Choice (48) to San Francisco for 1993 second-round choice (41), 1993 third-round choice (82), 1993 fourth-round choice (110) and 1993 fifth-round choice (138)
3. Choice (64) from Tampa Bay (for San Francisco's 1993 third-round choice (82) and Philadelphia's 1993 fourth-round choice (104) acquired by San Diego for T Broderick Thompson) used to select Joe Cocozzo, G, Michigan
3. Choice (82) from San Francisco to Tampa Bay for 1993 third-round choice (64)
4. Raylee Johnson, DE, Arkansas (95)
4. Choice (99) from Green Bay through New England (for San Francisco's 1993 fourth and sixth-round choices acquired by San Diego April 25, 1993) used to select Lewis Bush, OLB, Washington State
4. Choice (104) from Philadelphia for T Broderick Thompson) to Tampa Bay for 1993 third-round choice (64)
5. Walter Dunson, WR, Middle Tennessee State (134)
6. Eric Castle, FS, Oregon (161)
7. Doug Miller, OLB, South Dakota State (188)
8. Choice (222) from San Francisco (for 1994 sixth-round choice) used to select Trent Green, QB, Indiana

1994 (Drafted alternately 12-17) April 24-25

1. Choice (15) to Los Angeles Rams through San Francisco for 1993 second-round choice (41), 1993 third-round choice (82), 1993 fourth-round choice (110) and 1993 fifth-round choice (138)
2. Isaac Davis, G, Arkansas (43)
2. Vaughn Parker, G, UCLA (63)*
3. Choice (70) from New England (for RB Marion Butts and 1994 third-round choice) used to select Andre Coleman, WR, Kansas State
3. Choice (78) and RB Marion Butts to New England for 1994 third-round choice (70) and 1994 fifth-round choice (137)
3. Willie Clark, CB, Notre Dame (82)*
4. Choice (107) to Arizona through Miami for WR Tony Martin
5. Choice (137) from New England (for RB Marion Butts and 1994 third-round choice) used to select Aaron Laing, TE, New Mexico State
5. Rodney Harrison, S, Western Illinois, (145)
5. Choice (150) from Seattle (for 1995 fourth-round choice) used to select Darren Krein, DE, Miami
5. Tony Vinson, RB, Towson State (160)*
6. Choice (175) to Green Bay through San Francisco as part of Lew Bush trade
7. Zane Beehn, LB, Kentucky (207)

1995 (Drafted 29) April 22-23

1. Choice (29) to Carolina for 1995 second-round choice (34), 1995 third-round choice (98) and 1995 fourth-round choice (100)

HISTORY



2. Choice (34) from Carolina (for 1995 first-round choice) used to select Terrance Shaw, CB, Stephen F. Austin
2. Choice (51) from Detroit (for 1996 first-round choice) used to select Terrell Fletcher, RB, Wisconsin
2. Jimmy Oliver, WR, Texas Christian (61)
3. Don Sasa, DT, Washington State (93)
3. Choice (98) from Carolina (for 1995 first-round choice) used to select Preston Harrison, LB, Ohio State
4. Choice (100) from Carolina (for 1995 first-round choice) used to select Chris Cowart, LB, Florida State
4. Choice (104) from St. Louis (for CB Marquez Pope) used to select Aaron Hayden, RB, Tennessee
4. Choice (126) to Seattle for 1994 fifth-round choice (150)
5. O'Mar Ellison, WR, Florida State (162)
6. Choice (177) from St. Louis (for WR Nate Lewis) used to select Troy Sienkiewicz, G, New Mexico State
6. Choice (183) from Philadelphia (for DE Burt Grossman) used to select Brandon Harrison, WR, Howard Payne
6. Choice (197) from Cleveland (for CB Donald Frank) used to select Craig Whelihan, QB, Pacific
6. Tony Berti, T, Colorado (200)
7. Mark Montreuil, CB, Concordia, Quebec (237)

1996 (Drafted alternately 21-20-19-23-22) April 20-21

1. Choice (21) to Detroit for 1995 second-round choice (51)
2. Choice (41) from Tampa Bay (for 1997 first-round choice) used to select Bryan Still, WR, Virginia Tech
2. Patrick Sapp, OLB, Clemson (50)
3. Brian Roche, TE, San Jose State (81)
4. Charlie Jones, WR, Fresno State (114)
5. Junior Soli, DT, Arkansas (155)
6. Jim Mills, T, Idaho (190)
6. Choice (192) from Carolina through Pittsburgh (for 1997 fifth-round choice) used to select Bryan Stoltenberg, C, Colorado
7. Freddie Bradley, RB, Sonoma State (231)

1997 (Drafted alternately 16-15-14-13) April 19-20

1. Choice (16) to Tampa Bay for 1996 second-round choice (41)
2. Freddie Jones, TE, North Carolina (45)
3. Michael Hamilton, OLB, North Carolina A&T (74)
4. Raleigh Roundtree, T, South Carolina State (109)
5. Choice (138) from St. Louis (for 1998 fourth-round choice and 1997 seventh-round choice) used to select Kenny Bynum, RB, South Carolina State
5. Choice (146) to Pittsburgh for 1996 sixth-round choice (192)
5. Choice (146) from Pittsburgh (for 1998 third-round choice) used to select Paul Bradford, CB, Portland State
6. Daniel Palmer, T, Clemson State Air Force Academy (178)
7. Choice (215) to St. Louis for 1997 fifth-round choice (138)
7. Choice (218) from Pittsburgh (for 1998 third-round choice) used to select Toran James, LB, North Carolina A&T
7. Tony Corbin, QB, Sacramento State (237)*

1998 (Drafted alternately 3-2-5-4) April 18-19

1. Choice (2) from Arizona (for 1998 first-round choice, 1998 second-round choice, 1999 first-round choice, WR Eric Metcalf and LB Patrick Sapp) used to select Ryan Leaf, QB, Washington State

1. Choice (3) to Arizona for 1998 first-round choice (2)
2. Choice (32) to Arizona for 1998 first-round choice (2)
2. Choice (59) from Tampa Bay (for 2000 first-round choice) used to select Mikhael Ricks, WR, Stephen F. Austin
3. Choice (65) to Pittsburgh for 1997 fifth-round choice (146) and 1997 seventh-round choice (218)
4. Choice (95) to St. Louis for 1997 fifth-round choice (138)
5. Cedric Harden, DE, Florida A&M (126)
6. Clifford Ivory, CB, Troy State (155)
7. Jon Haskins, LB Stanford (194)
7. Kio Sanford, WR, Kentucky (234)*

1998 Supplemental Draft (Drafted 4) July 9

2. Jamal Williams, DT, Oklahoma State (1)

1999 (Drafted alternately 8-9) April 19-20

1. Choice (8) to Arizona for 1998 first-round choice (2)
2. Choice exercised in 1998 Supplemental Draft for Jamal Williams, DT, Oklahoma State
2. Choice (60) from Atlanta (for WR Tony Martin) used to select Jermaine Fazande, FB, Oklahoma
3. Steve Heiden, TE, South Dakota State (69)
4. Jason Perry, DB, North Carolina State (104)
5. Adrian Dingle, DE, Clemson (139)
5. Choice (141) from Chicago (for DT Shawn Lee) used to select Reginald Nelson, G, McNeese State
6. Tyrone Bell, DB, North Alabama (178)
7. Choice (214) to Pittsburgh for RB Eric Pegram

2000 (Drafted alternately 13-12-21-19-19-18-16)

- April 15-16
1. Choice (13) to Tampa Bay for 1998 second-round choice (59)
2. Rogers Beckett, S, Marshall (43)
3. Damion McIntosh, T, Kansas State (83)
4. Choice (111) from Philadelphia (for 2001 third-round choice) used to select Trevor Gaylor, WR, Miami, Ohio
4. Leonardo Carson, DT, Auburn (113)
5. Choice (148) to Baltimore for QB Jim Harbaugh
6. Shannon Taylor, LB, Virginia (184)
6. Damen Wheeler, CB, Colorado (203)*
6. JaJaun Seider, QB, Florida A&M (205)*
7. Jason Thomas, G, Hampton (222)

2001 (Drafted 1) April 21-22

1. Choice (1) to Atlanta for 2001 first-round choice (5), 2001 third-round choice (67), 2002 second-round choice (48) and WR-KR Tim Dwight
1. Choice (5) from Atlanta (for 2001 first-round pick) used to select LaDainian Tomlinson, RB, Texas Christian University
2. Drew Brees, QB, Purdue (32)
3. Choice (63) to Philadelphia for 2000 fourth-round choice (111)
3. Choice (67) from Atlanta (for 2001 first-round pick) used to select Tay Cody, CB, Florida State
4. Choice (96) to New England for 2001 fourth-round choice (112) and 2001 fifth-round choice (139)
4. Choice (112) from New England (for 2001 fourth-round choice) used to select Carlos Polk, LB, Nebraska
5. Elliot Silvers, T, Washington (132)
5. Choice (139) from New England (for 2001 fourth-round choice) used to select Zeke Moreno, LB, USC
6. Choice (164) to Miami for WR-PR Nate Jacquet
7. Brandon Gorin, T, Purdue (201)
7. Robert Carswell, FS, Clemson (244)*

Continued next page

- 2002** (Drafted 5) April 20-21
1. Quentin Jammer, CB, Texas (5)
 2. Toniu Fonoti, G, Nebraska (39)
 2. Choice (48) from Atlanta (for 2001 first-round pick) used to select Reche Caldwell, WR, Florida
 3. Ben Leber, LB, Kansas State (71)
 4. Justin Peelle, TE, Oregon (103)
 5. Terry Charles, WR, Portland State (142)
 6. Matt Anderle, T, Minnesota (178)
 7. Seth Burford, QB, Cal Poly-SLO (216)

- 2003** (Drafted 15) April 26-27
1. Choice (15) to Philadelphia for 2003 first-round (30) and second-round (62) choices
 1. Choice (30) from Philadelphia (for 2003 first-round pick) used to select Sammy Davis, CB, Texas A&M
 2. Drayton Florence, CB, Tuskegee (46)
 2. Choice (62) from Philadelphia (for 2003 first-round pick) used to select Terence Kiel, S, Texas A&M
 3. Courtney VanBuren, T, Arkansas-Pine Bluff (80)
 4. Matt Wilhelm, LB, Ohio State (112)
 5. Mike Scifres, P, Western Illinois (149)
 6. Hanik Milligan, FS, Houston (188)
 7. Andrew Pinnock, FB, South Carolina (229)

- 2004** (Drafted 1) April 24-25
1. Eli Manning, QB, Mississippi (1)
 2. Igor Olshansky, DT, Oregon (35)
 3. Choice (65) from New York Giants (for QB Eli Manning) used to select Nate Kaeding, K, Iowa
 3. Nick Hardwick, C, Purdue (66)
 4. Shaun Phillips, LB, Purdue (98)
 5. Dave Ball, DE, UCLA (133)
 5. Choice (154) from Miami (for LB Junior Seau) used to select Michael Turner, RB, Northern Illinois
 6. Ryan Krause, TE, Nebraska-Omaha (169)
 7. Ryon Bingham, DT, Nebraska (204)
 7. Choice (209) from Atlanta (for WR Trevor Gaylor) used to select Shane Olivea, G-T, Ohio State
 7. Carlos Joseph, T, Miami (254)*

- 2005** (Drafted 28) April 23-24
1. Choice (12) from New York Giants (for QB Eli Manning) used to select Shawne Merriman, OLB, Maryland

1. Luis Castillo, DT, Northwestern (28)
2. Vincent Jackson, WR, Northern Colorado (61)
3. Choice (91) to Tampa Bay for WR Keenan McCardell
4. Darren Sproles, RB, Kansas State (130)
5. Choice (144) from New York (for QB Eli Manning) to Tampa Bay for T Roman Oben
5. Wesley Britt, T, Alabama (164)
6. Choice (177) from Miami (for WR David Boston) used to select Wes Sims, G, Oklahoma
6. Choice (203) to Tampa Bay for WR Keenan McCardell
7. Scott Mruzkowski, C, Bowling Green (242)

- 2006** (Drafted alternately 19-18-17-16) April 29-30
1. Antonio Cromartie, CB, Florida State (19)
 2. Marcus McNeill, T, Auburn (50)
 3. Charlie Whitehurst, QB, Clemson (81)
 4. Choice (113) to St. Louis for TE Brandon Manumaleuna
 5. Tim Dobbins, LB, Iowa State (151)
 6. Jeromey Clary, T, Kansas State (187)
 6. Choice (188) from Miami (for QB Cleo Lemon) used to select Kurt Smith, K, Virginia
 7. Chase Page, DT, North Carolina (225)
 7. Choice (227) from Minnesota (for G Toniu Fonoti) used to select Jimmy Martin, T, Virginia Tech

- 2007** (Drafted 30) April 28-29
1. Craig Davis, WR, Louisiana State (30)
 2. Choice (37) from Chicago (for 2007 second, third and fifth-round choices and 2008 third-round choice) used to select Eric Weddle, S, Utah
 2. Choice (62) to Chicago for Weddle
 3. Choice (93) to Chicago for Weddle
 3. Anthony Waters, LB, Clemson (96)*
 4. Scott Chandler, TE, Iowa (129)
 4. Choice (167) to Chicago for Weddle
 5. Legedu Naanee, FB-WR, Boise State (172)*
 6. Choice (204) to Tennessee for QB Billy Volek
 7. Brandon Siler, LB, Florida (240)

* Compensatory Selection

- 2007 Supplemental Draft** (Drafted 28) July 12
4. Paul Oliver, CB, Georgia (28)

TRADE HISTORY

- 1970**
- 4/28 TE JACQUE MACKINNON to Green Bay for 1971 fifth-round choice (115).
 - 5/3 DE JOE OWENS from New Orleans for 1971 fourth-round choice.
 - 8/4 SS KENNY GRAHAM to Cincinnati for 1971 fifth-round choice (119).
 - 10/15 RB MIKE GARRETT from Kansas City for 1971 second-round choice (39).

- 1971**
- 5/26 CB LESLIE "SPEEDY" DUNCAN to Washington for 1973 fifth-round choice (123).
 - 6/24 DT KEVIN HARDY from Green Bay for 1972 first-round choice (11).
 - 9/8 C CARL MAUCK from Miami for 1972 fourth-round choice (91).
 - 9/8 RB EDDIE RAY from New England for 1972 seventh-round choice (165).

- 11/19 T TONY LISCIIO to Dallas for 1972 fifth-round choice (130).

- 1972**
- 1/29 LB JEFF STAGGS, 1972 second-round choice and 1973 second-round (31) and third-round (60) choices to Los Angeles Rams for DE DAVID JONES, DT GREG WOJCIK and RB LEE WHITE.
 - 1/31 DT GEORGE WRIGHT from Baltimore for 1972 fourth- and eighth-round (191) choices.
 - 1/31 RB LEON BURNS and WR WALKER GILLETTE to St. Louis for RB CID EDWARDS and WR DAVE WILLIAMS.
 - 3/27 LB ED PHILPOTT from New England for 1973 seventh-round choice.
 - 4/19 S JIM HILL to Green Bay for DE LIONEL ALDRIDGE and 1974 third-round choice.
 - 5/5 DT ANDY RICE to Kansas City for 1973 seventh-round choice.

5/9 LB BOB BRUGGERS to Cincinnati for T ERNIE WRIGHT.
 6/19 DE CAL SNOWDEN from Buffalo for 1973 fifth-round choice.
 7/11 DT JOHN RICHARDSON from Miami for 1973 sixth-round choice.
 7/22 T GARY NOWAK to Kansas City for 1973 ninth-round choice.
 7/22 TE JIM BISHOP to Kansas City for 1973 sixth-round choice.
 7/26 DE STEVE DeLONG to Chicago for 1973 fourth-round choice (84).
 7/31 Cash to Rams for TE LUTHER PALMER.
 7/31 RB JESSE TAYLOR and 1974 eighth-round choice (206) from Los Angeles Rams for 1974 seventh-round choice (158).
 7/31 RB JEFF QUEEN to Oakland for 1973 third-round choice (64).
 7/31 WR BILLY PARKS and RB MIKE MONTGOMERY to Dallas for RB DUANE THOMAS.
 7/31 LB TIM ROSSOVICH from Philadelphia for 1973 first-round choice (6).
 8/1 RB EDDIE RAY and San Francisco's 1972 third-round choice (via Washington) to Denver for DT DAVE COSTA.
 8/8 QB MARTY DOMRES to Baltimore for Washington's 1972 first-round choice (25) and TE JOHN ANDREWS.
 9/4 CB LEONARD DUNLAP from Baltimore for 1973 fourth-round choice (85).
 9/6 DT GEORGE WRIGHT to Cleveland for 1973 fifth-round choice (125).

1973

1/22 QB JOHNNY UNITAS from Baltimore for cash.
 1/25 RB TOM MATTE from Baltimore for 1973 eighth-round choice.
 1/26 QB JOHN HADL to Los Angeles for DE COY BACON and RB BOB THOMAS.
 4/10 S CHUCK DETWILER, DE LEE THOMAS and a player to be named later to Buffalo for 1974 second-round choice (43).
 5/22 S RON SMITH from Chicago for 1974 fourth-round choice.
 7/20 RB DUANE THOMAS to Washington for 1975 first-round (22) and 1976 second-round choices.
 8/1 CB RAY JONES to Denver for cash.
 8/7 K BILL McClARD to Los Angeles Rams for 1974 fifth-round choice.
 8/27 WR BILL MALINCHAK to Washington for 1975 eighth-round choice (203) and 1974 15th-round choice (386).
 8/31 1974 eighth-round choice to Atlanta for DE LOUIS ROSS.
 9/5 LB MIKE STRATTON from Buffalo for 1974 fifth-round choice.
 9/5 LB BOB BABICH and 1974 fourth-round choice (86) to Cleveland for 1974 first-round (15) and 1975 second-round (30) choices.
 9/5 LB CARL GERSBACH and RB CLINT JONES from Minnesota for 1974 second-round (29) and third-round choices.

1974

1/9 QB WAYNE CLARK to Cincinnati for QB VIRGIL CARTER.
 1/29 G WALT SWEENEY to Washington for 1974 fifth-round (105), 1975 sixth-round and 1976

fourth-round (115) choices. San Diego and Oakland swapped fourth-round choices in 1976.
 2/25 1975 eighth-round choice to Philadelphia for DE DENNIS WIRGOWSKI if he makes squad. (Choice was rescinded because he did not make squad).
 3/1 RB REECE MORRISON from Cincinnati for \$1.00 and clear title rights to QB WAYNE CLARK.
 4/10 S BRYANT SALTER and 1975 eighth-round choice to Washington for 1976 third-round, and 1977 second- and third-round (77) choices.
 8/2 LB FRED FORSBERG from Buffalo for \$100.
 8/6 LB JOHN KNOBLE from Rams for \$100.
 8/6 G TOM FORREST to Chicago for \$100.
 8/12 DE DEACON JONES to Washington.
 8/15 S RON SMITH to Oakland for 1975 fourth-round (101) and eighth-round (206) choices.
 8/23 DT DAVE ROWE from New England for 1975 sixth-round choice (from New England via Washington).
 8/29 RB BILL RUDDER to Giants for 1975 seventh-round choice.
 9/5 DT BOB BROWN from Green Bay for 1975 third-round choice (58).
 9/5 DT DAVE COSTA to Buffalo for 1975 fifth-round choice (125).
 9/6 CB WILLIE McGEE to Los Angeles Rams for 1975 sixth-round choice.
 9/24 TE JAMES THAXTON to Cleveland for 1975 sixth-round choice (134).

1975

1/28 RB CID EDWARDS to Chicago for 1975 third-round (73) choice (from Rams).
 1/28 RB JIM HARRISON from Chicago for 1975 sixth-round choice (from Rams).
 1/29 DT RAY CARR, DT BLENDA GAY and T HAROLD PAUL to Oakland for 1975 11th-round (284) and 13th-round (335) choices.
 2/7 WR JOE SWEET from New England for past considerations.
 5/29 1976 second-round choice to Detroit as compensation for C ED FLANAGAN.
 5/29 C CARL MAUCK to Houston for rights to T BOOKER BROWN and compensation rights to CB BENNY JOHNSON.
 6/13 S REGGIE BERRY to Denver for S MAURICE TYLER.
 6/17 WR JERRY LeVIAS to Houston for 1976 12th-round choice.
 7/3 CB BOB HOWARD to New England for 1976 fifth-round choice (131).
 7/16 DT RON EAST to Cleveland for 1977 fifth-round choice (128).
 7/22 CB LEONARD DUNLAP to New York Giants for 1976 fifth-round choice.
 7/22 LB PETE LAZETICH to Miami for LB BRUCE BANNON.
 7/28 WR JOHN CARROLL to Chicago for 1977 seventh-round choice (or sixth round if not owed to Philadelphia in Nordquist trade).
 7/29 TE RON MAYO from Baltimore for 1976 sixth-round choice.
 8/7 DT GREG WOJCIK to Chicago for 1977 eighth-round choice.
 8/13 TE PAT CURRAN and RB HOWARD STRICKLAND from Los Angeles Rams for 1977 third-round choice (68).
 8/13 LB BRUCE BANNON to New York Giants for 1976 ninth-round choice (251).

Continued next page





1975, cont.

- 8/22 1976 sixth-round choice (159) to St. Louis for past considerations (WR MARLIN BRISCOE).
- 9/9 LB KEN HUTCHERSON from Dallas for 1976 seventh-round choice (186).
- 9/15 RB TONY BAKER from Los Angeles Rams for 1976 fifth-round choice (128).
- 9/23 DT DAVE ROWE to Oakland for 1976 fourth-round (113) choice (from Houston).

1976

- 4/2 QB BOBBY DOUGLASS and 1976 third-round choice (from Washington) to New Orleans for LB RICK MIDDLETON.
- 4/2 DE COY BACON to Cincinnati for WR CHARLIE JOINER.
- 4/2 LB FRANKLIN TATE to Oakland for LB MIKE DENNERY.
- 4/8 S SAM WILLIAMS to Atlanta for CB TOM HAYES and 1977 sixth-round choice (146).
- 4/8 1976 fourth-round (from Washington) and eighth-round (from Chicago) choices to Oakland for 1976 fourth- and sixth-round choices.
- 4/9 T HALVOR HAGEN from Buffalo for 1976 ninth-round choice (241).
- 7/17 LB FLOYD RICE to Oakland for cash.
- 7/20 LB DREW MAHALIC to Philadelphia for \$100 cash.
- 7/20 DT KEVIN NOSBUSCH to San Francisco for 1977 eighth-round choice.
- 7/22 C MARK MARKOVICH to Detroit for G GUY DENNIS and 1977 sixth-round choice (152).
- 8/3 P MITCH HOOPES from Dallas for 1977 10th-round choice.
- 8/10 T HALVOR HAGEN to New Orleans for 1977 ninth-round choice (241).
- 8/25 RB MERCURY MORRIS from Miami for 1977 fourth-round choice (98).
- 8/30 QB CLINT LONGLEY and 1977 first-round choice (24) from Dallas for 1977 first-round (14) and second-round (41) choices.
- 9/6 K TONI FRITSCH and 1977 10th-round choice from Dallas for 1977 eighth-round choice (208).
- 9/6 DE LEROY JONES from Washington for 1977 second-round choice and \$12,500.

1977

- 3/1 WR CHIP MYERS from Cincinnati for 1977 11th-round choice (292).
- 4/27 DE ART RILEY to Philadelphia for \$20,000. (\$7,500 paid immediately and \$12,500 paid if Riley is on Eagles' payroll seven or more games.)
- 6/7 QB JAMES HARRIS from Los Angeles Rams for 1979 fourth-round choice (99).
- 6/24 S CLARENCE DUREN from St. Louis for 1978 fourth-round choice (98).
- 7/14 C ED FLANAGAN to Los Angeles Rams for 1978 fifth-round choice (135).
- 7/14 Rights to TE JIM STANSIK to Miami for 1978 10th-round choice (if Stansik makes the roster during the 1977 season).
- 8/5 QB NEAL JEFFREY to Houston for 1979 fourth-round choice (104).
- 8/11 DB GREGG BUTLER from Los Angeles Rams for 1978 11th-round choice.
- 8/16 TE ROBERT KLEIN from Los Angeles Rams for 1980 second-round choice (55).

1978

- 3/28 RB LYDELL MITCHELL from Baltimore for 1979 fifth-round choice (131).
- 4/26 LB TOM GRAHAM to Philadelphia for 1979 10th-round choice (265).
- 5/2 LB JIM LASLAVIC from Detroit for 1978 fifth-round (125) and sixth-round (155) choices.
- 5/3 WR LARRY DORSEY to Kansas City for DE WILBUR YOUNG.
- 5/3 1978 eighth-round (222) and 11th-round (293) choices to Oakland for 1978 eighth-round (200) and ninth-round (248) choices.
- 7/27 Considerations to Philadelphia for T HARVEY GOODMAN (contingent upon Goodman reporting).
- 7/28 RB RICKEY YOUNG to Minnesota for past considerations.
- 7/28 G ED WHITE from Minnesota for past considerations.
- 8/4 T BOOKER BROWN to Tampa Bay for 1980 fourth-round choice (101).
- 8/6 C RICHARD KEYS to Buffalo for past considerations.
- 8/18 QB BILL MUNSON to Buffalo for 1980 seventh-round choice (175).
- 8/22 FS GLEN EDWARDS from Pittsburgh for 1979 sixth-round choice (157).
- 8/28 RB JOE WASHINGTON and 1979 fifth-round choice for RB LYDELL MITCHELL.
- 9/25 1980 third-round choice (83) to St. Louis for the right to hire Head Coach DON CORYELL.

1979

- 4/26 CB WILLIE BUCHANON from Green Bay for 1979 seventh-round (184) and 1980 first-round (26) choices.
- 5/3 1979 first-round (20) and second-round (47) choices to Cleveland for 1979 first-round choice (13).
- 5/29 RB MIKE THOMAS from Washington for 1980 fifth-round choice (139).
- 5/31 RB CHARLIE WHITE from Tampa Bay for 1980 10th-round choice (279).
- 8/10 RB RICKEY ANDERSON to Cleveland for 1980 sixth-round choice (151).

1980

- 3/21 RB JOHN CAPPALLETTI from Los Angeles Rams for 1982 third-round choice (49).
- 8/15 RB BO MATTHEWS to New York Giants for 1981 sixth-round choice (141).
- 8/27 LB DON GOODE to Cleveland for 1981 fourth-round (107) and 1983 fourth-round (95) choices.
- 9/1 QB CLIFF OLANDER to New York Giants for 1981 11th-round choice (280).
- 9/1 P RICK PARTRIDGE from New Orleans for 1981 eighth-round choice (215).
- 9/8 WR RON SMITH from Los Angeles Rams for 1983 fifth-round choice (134).
- 9/29 RB CHUCK MUNCIE from New Orleans for 1981 second-round choice (51).

1981

- 5/15 DT WILBUR YOUNG to Washington for T JEFF WILLIAMS.
- 8/10 WR BILLY MULLINS to Chicago for 1982 12th-round choice (if Mullins is active during 1981 season).
- 8/17 WR STACY CHARLES to Chicago for considerations.

HISTORY



- 8/18 G DAN AUDICK to San Francisco for 1982 third-round choice.
- 8/25 TE GREGG MCCRARY to Washington for 1983 11th-round choice (308).
- 8/31 K MIKE WOOD to Baltimore for 1983 sixth-round choice (141).
- 8/31 P GEORGE ROBERTS from Miami for 1982 sixth-round choice (161).
- 9/10 RB AMOS LAWRENCE to San Francisco for 1984 fourth-round choice.
- 9/15 DT JOHN WOODCOCK from Detroit for 1982 12th-round choice (326).
- 9/17 WR JOHN JEFFERSON to Green Bay for 1982 first-round (22) and second-round, 1983 first-round (20), another second-round choice in 1982, 1983 or 1984, and a player to be agreed upon (WR AUNDR THOMPSON).
- 9/30 WR WES CHANDLER from New Orleans for WR AUNDR THOMPSON, 1982 first-round choice (22) from Green Bay (with an option to swap firsts) and San Diego's 1982 third-round choice (76).
- 10/2 DE FRED DEAN to San Francisco for 1983 second-round choice. San Diego also receives the option of switching positions in the first-round in 1983 and receives fifth-overall choice.
- 10/8 CB ALLAN ELLIS from Chicago for 1982 fifth-round choice (134).

1982

- 1/27 LB DAVID LEWIS from Tampa Bay for 1982 third-round (83) choice (from San Francisco) and 1984 fourth-round choice (107).
- 3/4 RB RICKY BELL from Tampa Bay for 1982 fourth-round choice (103).
- 3/29 LB DEWEY SELMON from Tampa Bay for 1984 fourth-round (89) choice (from San Francisco).
- 4/27 S TIM FOX from New England for 1982 second-round (40) choice (from Green Bay) and 1983 third-round choice (80).
- 5/26 S BRUCE LAIRD from Baltimore for 1983 sixth-round choice (161).
- 5/28 LB JEFF SIEMON from Minnesota for 1983 sixth-round choice.
- 6/8 LB BOB HORN to San Francisco for 1983 eighth-round choice (202) and 1985 seventh-round choice (196).
- 7/13 S PETE SHAW to New York Giants for 1984 eighth-round choice (199).
- 8/31 T JEFF WILLIAMS to Chicago for 1983 12th-round choice (314).

1983

- 4/20 CB REUBEN HENDERSON from Chicago for 1983 fourth-round (107) and eighth-round (219) choices.
- 4/22 1983 second-round choice (49) and 1983 second-round choice (from San Francisco) to San Francisco for 1983 first-round (22) choice (from San Diego).
- 5/3 S KEN GREENE from St. Louis for 1984 third-round (62) and eighth-round (201) choices.
- 7/11 C BOB RUSH to Kansas City for 1985 third-round (69) and 1986 fifth-round (118) choices.
- 7/18 CB JEFF ALLEN to San Francisco for 1984 12th-round choice.
- 7/27 G DERREL GOFORTH from Green Bay for 1984 12th-round choice (313).
- 8/13 CB MIKE WILLIAMS to Buffalo for WR LOU PICCONE.

- 8/24 WR ROGER CARR from Seattle for 1984 fifth-round (125) choice (from Chicago) and 1985 fifth-round (123) choice.

1984

- 2/13 DE KENNY NEIL and DT ABDUL SALAAM from New York Jets for 1984 second-round choice (from Green Bay).
- 3/28 DT LOUIE KELCHER to San Francisco for 1984 eighth-round (219) and 12th-round (331) choices, and 1985 ninth-round choice (252).
- 3/29 LB BRIAN KELLEY from Giants for 1984 10th-round choice (257).
- 4/30 RB JEWEL THOMAS from Kansas City for 1985 seventh-round choice (130).
- 5/3 G WALT DOWNING from San Francisco for 1986 12th-round choice.
- 5/29 RB JAMES BROOKS to Cincinnati for RB PETE JOHNSON.
- 7/24 RB ROBERT ALEXANDER from Los Angeles Rams for 1985 11th-round choice.
- 8/10 T BILLY SHIELDS and 1985 third-round choice (66) to Minnesota for S JOHN TURNER.
- 8/15 P DAVE FINZER to Chicago for 1985 12th-round choice (329).
- 8/20 DE KEN NEIL to San Francisco for 1985 fifth-round choice.
- 9/10 RB CHUCK MUNCIE to Miami for 1985 second-round choice (trade nullified – did not pass physical).
- 9/22 RB PETE JOHNSON to Miami for 1985 second-round choice (55) and the rights to DL DEWEY FORTE.
- 9/29 DT GARY JOHNSON to San Francisco for 1986 fifth-round (129) and 11th-round (298) choices.

1985

- 3/27 QB MARK HERRMANN from Indianapolis for 1986 10th-round choice (266).
- 5/20 RB MARK SCHELLEN from San Francisco for 1986 12th-round choice.
- 7/20 RB CHUCK MUNCIE to Minnesota for 1986 sixth-round choice.
- 8/1 LB VERNON MAXWELL from Indianapolis for 1986 fifth-round choice (126).
- 8/20 P MAURY BUFORD to Chicago for 1986 12th-round choice (333).
- 8/30 CB MOSSY CADE to Green Bay for 1986 first-round choice and 1987 fifth-round choice (115).
- 9/2 WR BOBBY DUCKWORTH to Los Angeles Rams for 1986 fifth-round choice (133) and T GARY KOWALSKI.
- 9/2 RB EARNEST JACKSON to Philadelphia for 1986 fourth-round choice (95) and 1987 eighth-round choice (204).

1986

- 4/29 1986 first-round (14) and second-round (44) choices (from Green Bay) to Minnesota for 1986 first-round (8) and third-round (67) choices.
- 5/13 WR JESSE BENDROSS to Tampa Bay for 1987 12th-round choice.
- 5/21 RB MARK SCHELLEN to Houston for 1987 12th-round choice.
- 7/25 LB THOMAS BENSON from Atlanta for 1987 sixth-round choice.
- 8/14 QB ED LUTHER to Atlanta for LB RONNIE WASHINGTON and 1987 sixth-round choice.
- 8/20 LB ANDY HAWKINS from Tampa Bay for 1987 sixth-round choice (143).

Continued next page





1986, cont.

9/29 FS VENCIE GLENN from New England for 1987 fifth-round choice (116).

1987

4/27 WR TIM SMITH from Houston for 1988 12th-round choice.

4/28 LB CHIP BANKS, and 1987 first-round (24) and second-round (53) choices from Cleveland for 1987 first-round (5) and second-round (32) choices.

6/12 RB BUFORD MCGEE, 1988 second-round choice (45), and 1989 sixth-round choice (148) to Los Angeles Rams for RB BARRY REDDEN.

7/22 LB TIM LUCAS from St. Louis for 1988 11th-round choice.

8/21 WR BOBBY JOHNSON from New York Giants for 1988 10th-round choice (256).

8/27 CB WAYNE DAVIS to Buffalo for SS MARTIN BAYLESS.

9/1 WR TRUMAINE JOHNSON and 1988 seventh-round choice (184) to Buffalo for LB DAVID BRANDON and 1988 fourth-round choice (93).

9/2 K ROLF BENIRSCHKE to Dallas for 1989 12th-round choice.

9/9 G-T JEFF WALKER to Los Angeles Rams for 1988 11th-round choice (285).

10/13 LB JAMES JOHNSON from San Francisco for past considerations.

1988

3/25 T EMIL SLOVACEK to Denver for past considerations.

4/13 QB MARK MALONE from Pittsburgh for 1988 eighth-round choice (211).

4/24 TE PETE HOLOHAN to Rams for 1988 fourth-round choice (91).

4/24 1988 third-round (72) and fifth-round (125) choices to Houston for 1988 third-round (60) choice (from Los Angeles Raiders).

4/26 QB MARK HERRMANN to Indianapolis for 1989 11th-round choice.

4/28 DT BLAISE WINTER to Green Bay for past considerations.

6/2 WR WES CHANDLER to San Francisco for C FRED QUILLAN. Chargers received 1989 seventh-round choice (195) and 1990 seventh-round choice (193) when Quillan did not report.

6/29 Selection rights to WR BRIAN BEDFORD (California-Berkeley) from Dallas for 1989 ninth-round choice.

7/8 S LEONARD COLEMAN from Colts for 1990 12th-round choice.

8/1 T JIM LACHEY to Los Angeles Raiders for T JOHN CLAY, 1989 third-round and 1990 fourth-round choices.

8/4 G-T CURTIS ROUSE to Atlanta for past considerations.

8/22 LB THOMAS BENSON to New England for 1989 seventh-round choice (183).

10/11 RB NAPOLEON MCCALLUM from Los Angeles Raiders for 1990 fourth-round choice (89).

1989

4/11 1989 third-round choice and 1990 fourth-round choice (from Los Angeles Raiders) to Los Angeles Raiders for past considerations.

4/23 1989 third-round (64), fourth-round (93) and seventh-round (175) choices to New York Giants for 1989 second-round choice (51).

4/24 1989 12th-round choice (316) to Washington for 1990 12th-round choice (326).

8/18 QB JIM McMAHON from Chicago for 1990 second-round choice (33).

8/30 P RALF MOJSIEJENKO to Washington for 1990 seventh-round choice (187).

9/4 RB BARRY REDDEN to Cleveland for 1990 seventh-round choice (185).

10/17 LB CHIP BANKS to Indianapolis for 1990 third-round choice (67).

10/17 RB DARRIN NELSON from Dallas for 1990 fifth-round choice (116).

1990

4/21 RB GARY ANDERSON to Tampa Bay for 1990 third-round (57) and 1991 second-round (39) choices.

4/22 San Diego's 1991 third-round choice to Dallas for 1990 sixth-round choice (138), New England's 1990 sixth-round choice (163) and the New York Giants 1990 sixth-round choice (143).

4/27 RB NAPOLEON MCCALLUM to Los Angeles Raiders for 1991 11th-round choice.

5/4 WR JAMIE HOLLAND to Los Angeles Raiders for 1991 seventh-round choice (192).

8/28 P KEITH ENGLISH to Los Angeles Rams for 1991 10th-round choice (254).

8/29 G MIKE ZANDOFFSKY from Phoenix for 1991 ninth-round choice.

1991

4/21 1992 first-round choice (5) to Washington for 1991 second-round (47) and 1992 fifth-round (140) choices.

4/22 1991 11th-round choice (from Los Angeles Raiders) and 1992 fourth-round choice (90) to New England for 1991 fifth-round (127) choice (from Pittsburgh).

8/23 DE LEE WILLIAMS to Houston for 1992 first-round choice (23) and WR SHAWN JEFFERSON.

8/28 QB BILLY JOE TOLLIVER to Atlanta for 1992 fifth-round choice (131).

1992

8/13 QB STAN HUMPHRIES from Washington for 1993 fourth-round choice.

8/26 LB KEVIN MURPHY from Tampa Bay for 1993 eighth-round choice.

1993

4/15 T LEO GOEAS to Los Angeles Rams for 1993 fourth-round choice.

4/25 1993 second-round (48) and 1994 first-round (15) choices to San Francisco for 1993 second-round (41), third-round (82), fourth-round (110) and fifth-round (138) choices.

4/25 T BRODERICK THOMPSON to Philadelphia for 1993 fourth-round choice (104).

4/25 1993 third-round choice (from San Francisco) and 1993 fourth-round choice (from Philadelphia) to Tampa Bay for 1993 third-round choice.

4/25 1993 fourth-round choice (from San Francisco) and 1993 sixth-round choice (from San Francisco) to New England for 1993 fourth-round choice (from Green Bay).

4/26 1994 sixth-round choice (175) to San Francisco for 1993 eighth-round choice (222).

HISTORY



1994

- 3/4 CB DONALD FRANK to Cleveland for 1995 sixth-round choice (197).
- 3/18 WR NATE LEWIS to Los Angeles Rams for 1995 sixth-round choice (177)
- 3/24 1994 fourth-round choice (107) to Arizona through Miami for WR TONY MARTIN.
- 4/7 DE BURT GROSSMAN to Philadelphia for 1995 sixth-round choice (183).
- 4/11 CB MARQUEZ POPE to Los Angeles Rams for 1995 fourth-round choice (104).
- 4/25 RB MARION BUTTS and 1994 third-round choice (78) to New England for 1994 third-round (70) and fifth-round (137) choices.
- 4/25 1995 fourth-round choice (126) to Seattle for 1994 fifth-round choice (150).

1995

- 4/22 1995 first-round choice (29) to Carolina for 1995 second-round (34), third-round (98) and fourth-round (100) choices.
- 4/22 1995 second-round choice (51) from Detroit for 1996 first-round choice (21).

1996

- 4/20 1996 second-round choice (41) from Tampa Bay for 1997 first-round choice (16).
- 4/21 1996 sixth-round choice (192) from Pittsburgh for 1997 fifth-round choice (146).

1997

- 4/20 1997 fifth-round (138) choice (from St. Louis) for 1998 fourth-round (95) and 1997 seventh-round (215) choices.
- 4/20 1997 fifth-round (146) and seventh-round (218) choices from Pittsburgh for 1998 third-round choice (65).
- 7/2 1999 seventh-round choice (214) to Pittsburgh for RB ERRIC PEGRAM.

1998

- 3/12 1998 first-round (3) and second-round (32) choices, 1999 first-round choice (8), WR ERIC METCALF and LB PATRICK SAPP to Arizona for 1998 first-round choice (2).
- 4/18 2000 first-round choice (13) to Tampa Bay for 1998 second-round choice (59).
- 6/3 WR TONY MARTIN to Atlanta for 1999 second-round choice (60).
- 6/8 DT SHAWN LEE to Chicago for 1999 fifth-round choice (141).

1999

- 3/22 QB JIM HARBAUGH from Baltimore for 2000 fifth-round choice (148).
- 8/9 TE JOHN BURKE from New York Jets for 2001 conditional seventh-round choice.

2000

- 4/16 2001 third-round choice (63) to Philadelphia for 2000 fourth-round choice (111).
- 8/22 WR NATE JACQUET from Miami for 2001 sixth-round choice (164).

2001

- 4/20 2001 first-round choice (1) to Atlanta for 2001 first-round (5) and third-round (67) choices, 2002 second-round choice (48) and WR TIM DWIGHT.
- 4/22 2001 fourth-round choice (96) to New England for 2001 fourth-round (112) and fifth-round (139) choices.

2002

- 8/31 TE STEVE HEIDEN to Cleveland for 2003 seventh-round choice.
- 9/1 WR TREVOR GAYLOR to Atlanta for 2004 seventh-round choice (209).
- 10/12 G KELVIN GARMON from Dallas for 2003 seventh-round choice (from Cleveland).

2003

- 4/16 LB JUNIOR SEAU to Miami for 2004 fifth-round choice (154).
- 4/26 2003 first-round choice (15) to Philadelphia for 2003 first-round (30) and second-round (62) choices.

2004

- 3/15 WR DAVID BOSTON to Miami for 2005 sixth-round choice (177) and CB JAMAR FLETCHER.
- 4/24 QB ELI MANNING to New York Giants for QB PHILIP RIVERS, 2004 third-round choice (65), and 2005 first-round (12) and fifth-round (144) choices.
- 6/9 T ROMAN OBEN from Tampa Bay for 2005 fifth-round choice (144).
- 10/19 WR KEENAN MCCARDELL from Tampa Bay for 2005 third-round (91) and sixth-round (203) choices.

2005

- 10/18 QB CLEO LEMON to Miami for 2006 sixth-round choice (188) and QB A.J. FEELEY.
- 10/18 G TONIJU FONOTI to Minnesota for 2006 seventh-round choice (227).

2006

- 4/13 CB SAMMY DAVIS to San Francisco for WR RASHAUN WOODS
- 4/30 2006 fourth-round choice (113) to St. Louis for TE BRANDON MANUMALEUNA
- 9/19 2007 sixth-round draft choice (204) to Tennessee for QB BILLY VOLEK

2007

- 4/28 2007 second-round choice (37) from Chicago for 2007 second-round choice (62), third-round choice (93), fifth-round choice (167) and 2008 third-round choice





HEAD COACHES



Sid Gillman
1960-69, 71
Reg. 86-53-6 (.614)
Post. 1-4-0 (.200)



Charlie Waller
1969-1970
Reg. 9-7-3 (.553)



Harland Svare
1971-73
Reg. 7-17-2 (.308)



Ron Waller
1973
Reg. 1-5-0 (.167)



Tommy Prothro
1974-78
Reg. 21-39-0 (.350)



Don Coryell
1978-1986
Reg. 69-56-0 (.552)
Post. 3-4-0 (.429)



Al Saunders
1986-88
Reg. 17-22-0 (.436)



Dan Henning
1989-1991
Reg. 16-32-0 (.333)



Bobby Ross
1992-96
Reg. 47-33-0 (.588)
Post. 3-3-0 (.500)



Kevin Gilbride
1997-98
Reg. 6-16-0 (.273)



June Jones
1998
Reg. 3-7-0 (.300)



Mike Riley
1999-2001
Reg. 14-34-0 (.292)



Marty Schottenheimer
2002-06
Reg. 47-33, 588
Post. 0-2-0 (.000)



Norv Turner
2007

ASSISTANT COACHES

Adolph, Dave 1985, 95-96
 Alexander, DelVaughn 1999-2000
 Arnsperger, Bill 1992-94, 2002
 Baker, Brian 1996
 Banker, Mark 1999-2001
 Barone, Clancy 2007

Bass, Tom 1964-67, 82-85
 Bauer, Hank 1983-86
 Beightol, Larry 1989
 Bengtson, Phil 1971
 Braden, Marv 1981-85
 Bradley, Bill 2007

Brewster, Tim	2002-04	Noll, Chuck	1960-65
Brown, Greg	1995-96	Novak, Frank	1997-98
Bugel, Joe	1998-2001	Nunnely, Wayne	1997-2007
Cameron, Cam	2002-06	O'Leary, George	1992-93
Carmichael, Pete	2002-05	Pagano, John	2002-07
Cavanaugh, Mike	1997-98	Painter, Dwain	1994-96
Chryst, Geep	1999-2000	Pardee, Jack	1981
Chryst, Paul	1999-2001	Pascale, Joe	1997-2002
Chudzinski, Rob	2005-06	Pasquale, Larry	1990-91
Clausen, Chuck	1991	Perkins, Rod	1978
Cochran, Red	1970	Perry, Ray	1997-2001
Coley, Max	1977	Phillips, Bum	1967-1971
Cottrell, Ted	2007	Phillips, Jim	1968-1971
Coury, Dick	1975	Phillips, Wade	2004-06
Croom, Sylvester	1992-96	Priefer, Chuck	1992-96
Crosby, Steve	2002-07	Ramsdell, John	2006-07
Crow, John	1974-75	Read, Bruce	1999-2001
Cunningham, Gunther	1985-1990	Redding, Dave	2002-06
Davis, Al	1960-62	Redman, Rick	1972-73
DeLeone, George	1997	Reilly, Jack	1990-92
Dickenson, Craig	2000-01	Rhorne, Jerry	1988
Dixon, Tyrone	1997	Rivera, Ron	2007
Dunn, John	1990-96	Ross, Kevin	2007
Durden, Earnel	1974-1986	Sanford, Mike	1999-2001
Dickson, George	1972-75	Saunders, Al	1983-86
Falks, Frank	1994-96	Schiotz, Matt	2002-06
Faulkner, Jack	1961-62	Schnelker, Bob	1972-73
Feldman, Rudy	1974-77	Schottenheimer, Brian	2002-05
Fox, John	1992-93	Sevier, Wayne	1979-1980, 1987-88, 1998
Friedgen, Ralph	1992-96	Shaw, Willie	1994
Gibbs, Alex	1990-91	Shelmon, Clarence	2002-07
Gibbs, Joe	1979-1980	Sheppard, Mike	1997-98
Gregg, Forrest	1972-73	Shively, Doug	1984
Hackett, Walt	1962-66	Simon, Matt	2007
Haluchak, Mike	1986-1991	Simpson, Jackie	1967-1971, 1974-1980
Hanifan, Jim	1979	Slater, Birt	1981-83
Hastings, John	1997-2001	Smith, Jerry	1977-1983
Henry, John "Jack"	1996, 2006-07	Stephens, Vernon	2007
Herring, Hal	1970	Stewart, Brian	2004-06
Hodgson, Pat	1978	Sullivan, Jerry	1992-96
Holmes, Jerry	2002-03	Taylor, Bones	1963
Houck, Hudson	2002-04	Theeder, Roger	1987
Hunter, Hal	2006-07	Thomas, Johnny	1998-99
Hurd, Jeff	2007	Tollner, Ted	1989-1991
Jackson, Bobby	1987-1991	Turner, Norv	2001
Johnson, Mike	2000-01	Tyne, Phil	1978-1988
Johnston, Harry	1966-67	Vechiarella, Jim	1997-2001
Joiner, Charlie	1987-1991	Wagstaff, Jim	1981-85
Jones, June	1998	Walsh, Bill	1976
Lempa, Kevin	1997-99	Wampfler, Jerry	1988
Levy, Dave	1980-88	Weaver, Larrye	1977-1982
Lindsey, Dale	1992-96, 2002-03	Weber, Chuck	1968-69, 1982-85
Lofton, James	2002-07	White, Ed	1986-87, 1989-1991
Lundy, Lamar	1971	Wilson, Ollie	1997-2001
Lynn, Ron	1986-1991	Wood, Willie	1972-74
Macterdott, Bill	1997-98	Wuehrmann, John	2003-06
Madden, Joe	1989	Yowarsky, Walt	1972-73
Madro, Joe	1960-1971	Zampese, Ernie	1976, 1979-1986
Manusky, Greg	2002-06		
Mauck, Carl	1992-95, 2005		
McClave, Andrew	2000-01		
McDaniel, LeCharls	1990-91		
McKittrick, Bobb	1974-78		
Misciagna, John	1992-96		
Mora, [r.] Jim	1986-1991		
Mudd, Howard	1974-76		
Murphy, Dennis	1994-96		
Nicolau, Nick	1997-98		





ALL-TIME ROSTER

A

Abbott, Vince, K, Cal State Fullerton	1987-88
Ackerman, Rich, DE, Memphis	1982-84
Adams, Curtis, RB, Central Michigan	1985-88
Agajanian, Ben, K, New Mexico	1960-61, 1964
Aiu, Charles, G, Hawaii	1976-78
Akin, Harold, T, Oklahoma State	1967-68
Aldridge, Lionel, DE, Utah State	1972-73
Ale, Arnold, LB, UCLA	1996
Alexander, Stephen, TE, Oklahoma	2002-03
Allen, Anthony, WR, Washington	1989
Allen, Chuck, LB, Washington	1961-69
Allen, Jeff, CB, California-Davis	1982
Allert, Ty, ILB, Texas	1986-87
Allison, Jim, RB, San Diego State	1965-68
Alworth, Lance, FL, Arkansas	1962-1970
Anderson, Anthony, S, Grambling	1987
Anderson, Gary, RB, Arkansas	1985-88
Anderson, Ralph, TE, Cal State-Los Angeles	1960
Anderson, Rickey, RB, South Carolina State	1978
Andrews, Billy, LB, SE Louisiana	1974
Andrews, John, TE, Indiana	1972
Anno, Sam, LS, Southern California	1992-93
Anthony, Charles, LB, Southern California	1974
Appleton, Scott, DT, Texas	1967-68
Archer, David, QB, Iowa State	1989
Atkins, Dave, RB, Texas-El Paso	1975
Audick, Dan, G, Hawaii	1978-1980

B

Babich, Bob, LB, Miami, Ohio	1970-72
Baccaglio, Martin, DE, San Jose St.	1968
Bacon, Coy, DE, Jackson State	1973-75
Bahr, Chris, K, Penn State	1989
Baker, John, LB, Mississippi State	1967
Baker, Mel, WR, Texas Southern	1975
Baker, Tony, RB, Iowa State	1975
Baldwin, Keith, DE, Texas A&M	1987-88
Ball, Dave, DE, UCLA	2004-05
Ball, Jason, C, New Hampshire	2002-04
Banks, Chip, OLB, Southern California	1987
Bansavage, Al, G, Southern California	1960
Barnes, Ernie, G, North Carolina Central	1960-62
Barnes, Johnnie, WR, Hampton, Va.	1992-94
Barnes, Lawrence, RB, Tennessee State	1977-78
Barnes, Pete, LB, Southern, La.	1970-72
Barrie, Sebastian, DT, Liberty	1995
Barry, Al, G, Southern California	1960
Batteaux, Patrick, WR, Texas Christian	2001
Bauer, Hank, RB, California Lutheran	1977-1982
Bayless, Martin, S, Bowling Green	1987-1991
Beauchamp, Joe, CB, Iowa State	1966-1975
Beaudoin, Doug, S, Minnesota	1981
Beckett, Rogers, S, Marshall	2000-02
Beirne, Jim, WR, Purdue	1973-74
Bell, Eddie, WR, Idaho State	1976
Bell, Ricky, RB, Southern California	1982
Belotti, George, G, Southern California	1961
Bendross, Jesse, WR, Alabama	1984-85
Benirschke, Kof, K, California-Davis	1977-1986
Bennett, Darren, P, No College	1995-2003
Bennett, Monte, DE, Kansas	1987
Bennett, Roy, CB, Jackson State	1988-89
Benson, Mitchell, DT, Texas Christian	1991

Benson, Thomas, ILB, Oklahoma	1986-87
Bernstine, Rod, TE-RB, Texas A&M	1987-1992
Berry, Ed, CB, Utah State	1987
Berry, Reggie, S, Long Beach State	1972-74
Berti, Tony, T, Colorado	1995-97
Bethune, Bob, S, Mississippi State	1962
Bienny, Eric, RB, Colorado	1991-94
Billingsley, Ron, DT, Wyoming	1967-1970
Bingham, Craig, OLB, Syracuse	1985
Bingham, Ryon, DT, Nebraska	2005-06
Binn, David, TE, California	1994-2006
Bird, Steve, WR, Eastern Kentucky	1984
Blair, George, K, Mississippi	1961-64
Blaylock, Tony, CB, Winston-Salem State	1991
Boatright, Bon, DT, Oklahoma State	1974
Bobo, Hubert, LB, Ohio State	1960
Bogle, Phil, G, New Haven	2003
Bonner, Glen, RB, Washington	1974-75
Bordelon, Ben, G, Louisiana State	1997
Boston, David, WR, Ohio State	2003
Botchan, Ron, LB, Occidental	1960
Bouie, Kevin, RB, Mississippi	1996
Bradford, Paul, CB, Portland State	1997
Bradley, Carlos, LB, Wake Forest	1981-85
Bradley, Chuck, TE, Oregon	1975-76
Bradley, Freddie, RB, Sonoma State	1996
Brady, Jeff, LB, Kentucky	1993
Brandon, David, OLB, Memphis	1987-89, 1995
Brandt, David, C, Michigan	2004
Braxton, Hezekiah, RB, Virginia Union	1962
Brazley, Carl, DB, Western Kentucky	1987
Breaux, Don, QB, McNeese State	1964-65
Breedlove, Kevin, G, Georgia	2003
Brees, Drew, QB, Purdue	2001-05
Brennan, Brian, WR, Boston College	1992
Brew, Dorian, CB, Kansas	1997
Briggs, Bob, DE, Heidelberg, Ohio	1968-1970
Brilz, Darrick, G, Oregon	1988
Brisson, Dana, RB, Nebraska	1989
Briscoe, Marlin, WR, Nebraska-Omaha	1975
Brittenum, Jon, QB, Arkansas	1968
Brock, Lou, CB, Southern California	1987
Brock, Stan, T, Colorado	1993-95
Brohm, Jeff, QB, Louisville	1994
Brooks, Billy, WR, Oklahoma	1981
Brooks, James, RB, Auburn	1981-83
Brooks, Michael, FS, North Carolina State	1989
Brown, Bob, DT, Arkansas-Pine Bluff	1974
Brown, Booker, T, Southern California	1975-77
Brown, Don, T, Santa Clara	1983
Brown, Donald, CB, Maryland	1986
Brown, Fakhir, CB, Grambling	1999-2000
Brown, Gary, RB, Penn State	1997
Brown, Richard, LB, San Diego State	1990
Brown, Wilbert, G, Houston	1999
Browner, Keith, OLB, Southern California	1988
Brueckman, Charlie, LB, Pittsburgh	1960
Bruggers, Bob, LB, Minnesota	1968-1971
Buchanon, Willie, CB, San Diego State	1979-1982
Buford, Maury, P, Texas Tech	1982-84
Buncom, Frank, LB, Southern California	1962-67
Burgess, James, LB, Miami, Fla.	1997-98
Burke, John, TE, Virginia Tech	1998
Burns, Leon, RB, Long Beach State	1971



Burton, Larry, WR, Purdue	1978-79
Bush, Lewis, LB, Washington State	1993-99
Busick, Steve, LB, Southern California	1987
Butler, Robb, S, Robert Morris	2004
Butts, Marion, RB, Florida State	1989-1993
Byers, Scott, S, Long Beach State	1984
Bynum, Kenny, RB, South Carolina State	1997-2000
Byrd, Gill, CB-S, San Jose State	1983-1992

C

Caffey, Lee Roy, LB, Texas A&M	1972
Caldwell, Reche, WR, Florida	2002-05
Camarillo, Greg, WR, Stanford	2006
Campbell, Jim, LB, West Texas State	1969
Campbell, Joe, OLB, New Mexico State	1988-89
Cappelletti, John, FB, Penn State	1980-83
Caravello, Joe, HB, Tulane	1989-1990
Carney, John, K, Notre Dame	1990-2000
Carolan, Reg, TE, Idaho	1962-63
Carpenter, Ron, LB, Texas A&M	1964-65
Carr, Levert, T, North Central Illinois	1969
Carr, Roger, WR, Louisiana Tech	1983
Carrington, Darren, S, Northern Arizona	1991-94
Carson, Kern, HB, San Diego State	1965
Carson, Leonardo, DT, Auburn	2001-03
Carswell, Robert, S, Clemson	2001-02
Carter, Mike, WR, Cal State-Sacramento	1972
Carter, Virgil, QB, Brigham Young	1975
Castillo, Luis, DE, Northwestern	2005-06
Castle, Eric, FS, Oregon	1993-96
Cesaire, Jacques, DE, So. Conn. State	2003-06
Chancey, Robert, RB, No College	1997, 2000
Chandler, Wes, WR, Florida	1981-87
Charles, Mike, NT, Syracuse	1987-89
Chatman, Jesse, RB, Eastern Washington	2002-04
Chickillo, Tony, NT, Miami, Fla.	1984-85
Chorovich, Dick, DT, Miami, Ohio	1960
Christie, Steve, K, William & Mary	2001-03
Claiborne, Robert, WR, San Diego State	1992
Claphan, Sam, T, Oklahoma	1981-87
Clark, Greg, LB, Arizona State	1991
Clark, Howard, TE, Tenn.-Chattanooga	1960-61
Clark, Wayne, QB, United States International	1970-73
Clark, Willie, CB, Notre Dame	1994-96, 1998
Clatterback, Bobby, QB, Houston	1960
Clay, John, T, Missouri	1988
Clayton, Carey, C, Texas-El Paso	2001
Cline, Doug, LB, Clemson	1966
Coan, Bert, RB, Kansas	1962
Cocozzo, Joe, G, Michigan	1993-97
Cody, Tay, CB, Florida State	2001-03
Colbert, Danny, CB, Tulsa	1974-76
Colbert, Lewis, P, Auburn	1989
Cole, Fred, G, Maryland	1960
Coleman, Andre, WR-KR, Kansas State	1994-96
Coleman, Ben, T, Wake Forest	2000
Coleman, Leonard, S, Vanderbilt	1988
Coleman, Marco, DE, Georgia Tech	1996-98
Collins, Jim, ILB, Syracuse	1989
Conway, Curtis, WR, Southern California	2000-02
Cooper, Stephen, LB, Maine	2003-06
Cordill, Ollie, WR, Memphis	1967
Corley, Anthony, RB, Nevada	1985
Cornish, Frank, UCLA	1990-91
Costa, Dave, DT, Utah	1972-73

Cotton, Craig, TE, Youngstown State	1975
Cox, Arthur, TE, Texas Southern	1988-1991
Craver, Aaron, RB, Fresno State	1997
Crews, Terry, LB, Western Michigan	1993
Crittenden, Ray, WR, Virginia Tech	1997
Cromartie, Antonio, CB, Florida State	2006
Croudip, David, CB, San Diego State	1985
Culver, Rodney, RB, Notre Dame	1994-95
Cummings, Joe, LB, Wyoming	1996
Curran, Pat, TE, Lakeland, Wis.	1975-78
Curry, Markus, CB, Michigan	2006

D

Dale, Jeff, S, Louisiana State	1985-86, 1988
Dallafor, Ken, G, Minnesota	1985-88
Darden, Tony, CB, Texas Tech	2000
Davis, Brian, CB, Nebraska	1993
Davis, Bruce, WR, Baylor	1987
Davis, Greg, K, The Citadel	1997
Davis, Harrison, WR, Virginia	1974
Davis, Isaac, G, Arkansas	1994-97
Davis, Mike, SS, Colorado	1987
Davis, Reggie, TE, Washington	1999-2000
Davis, Reuben, DT, North Carolina	1994-97
Davis, Sammy, CB, Texas A&M	2003-05
Davis, Wayne, CB, Indiana State	1985-86
Davis, Wendell, TE, Temple	1998
Day, Tom, DE, North Carolina A&T	1967
Dean, Fred, DE, Louisiana Tech	1975-1981
Degan, Dick, LB, Long Beach State	1965-66
DeJurnett, Charles, DT, San Jose St.	1976-1980
DeLine, Steve, K, Colorado State	1988
DeLong, Steve, DE, Tennessee	1965-1971
Deluca, Sam, G, South Carolina	1960-61, 1963
Demaree, Chris, DE, Kentucky	2002
Dennis, Al, G, Grambling	1973
Dennis, Mike, CB, Wyoming	1984
Denton, Tim, CB, Sam Houston State	2000
Detwiler, Chuck, S, Utah State	1970-72
Diaz-Infante, David, G, San Jose State	1987
Dicus, Chuck, WR, Arkansas	1971-72
Dielman, Kris, G, Indiana	2003-06
DiGiacomo, Curt, G, Arizona	1986
Dimry, Charles, CB, Nevada-Las Vegas	1998-99
Dingle, Adrian, DE, Clemson	2000-04
Dixon, Al, TE, Iowa State	1984
Dixon, Gerald, LB, South Carolina	1998-2001
Dobbins, Tim, LB, Iowa State	2006
Dodge, Dedrick, S, Florida State	1998
Doerger, Jerry, T, Wisconsin	1985
Domres, Marty, QB, Columbia	1969-71
Donnell, Ben DE, Vanderbilt	1960
Dorsey, Larry, WR, Tennessee State	1976-77
Douglas, Jay, T, Memphis	1973-74
Douglass, Bobby, QB, Kansas	1975
Douglass, Mike, OLB, San Diego State	1986
Dove, Jerome, CB, Colorado State	1977-1980
Downing, Eric, DT, Syracuse	2004
Dragon, Oscar, RB, Arizona State	1972
Duckworth, Bob, WR, Arkansas	1982-84
Dufek, Joe, QB, Yale	1985
Dumas, Michael, S, Indiana	1997-2000
Duncan, Frank, S, San Francisco State	1979-1981
Duncan, Leslie, CB, Jackson State	1964-1970
Dunlap, Leonard, CB, North Texas	1972-74
Duren, Clarence, S, California	1977
Dwight, Tim, WR, Iowa	2001-04

Continued next page





Dyal, Mike, TE, Texas A&I 1993
 Dyer, Ken, WR, Arizona State 1968
 Dykes, Donald, CB, SE Louisiana 1982

E

Early, Quinn, WR, Iowa 1988-1990
 East, Ron, DT, Montana State 1971-73
 Eber, Rick, WR, Tulsa 1969
 Edwards, Cid, RB, Tennessee State 1972-74
 Edwards, Donnie, LB, UCLA 2002-06
 Edwards, Glen, FS, Florida A&M 1978-1981
 Edwards, Vernon, DE, Southern Methodist 1996
 Egloff, Ron, TE, Wisconsin 1984
 Ehin, Chuck, DE-NT, Brigham Young 1983-87
 Elder, Donnie, CB, Memphis 1990-91
 Elko, Bill, NT, Louisiana State 1983-84
 Ellis, Allan, CB, UCLA 1981
 Ellis, Ed, T, Buffalo 2001-03
 Ellison, O'Mar, WR, Florida State 1995-96
 Engel, Greg, C, Illinois 1994-97
 Enis, Hunter, QB, Texas Christian 1961
 Erickson, Bernard, LB, Abilene Christian 1967-68
 Erlanson, Tom, LB, Washington State 1968
 Estes, Don, G, Louisiana State 1966
 Evans, Larry, LB, Mississippi College 1983
 Everett, Jim, QB, Purdue 1997

F

Faison, Earl, DE, Indiana 1961-66
 Farley, Dick, S, Boston University 1968-69
 Farr, Miller, CB, Wichita State 1965-66
 Farris, John, G, San Diego State 1965-66
 Fauette, Chuck, ILB, Maryland 1987-88
 Faulkner, Chris, TE, Florida 1985
 Fazande, Jermaine, RB, Oklahoma 1999-2000
 Feasel, Greg, T, Abilene Christian 1987
 Fellows, Mark, OLB, Montana State 1985-86
 Fenner, Lane, WR, Florida State 1968
 Ferguson, Eugene, T, Norfolk State 1969-1970
 Ferguson, Howard, RB, No College 1960
 Ferguson, Keith, DE, Ohio State 1981-85
 Ferguson, Kevin, TE, Virginia 1987
 Ferrante, Orlando, G, Southern California 1960-61
 Fetherston, Jim, LB, California 1968-69
 Fields, Floyd, S, Arizona State 1991-93
 Figaro, Cedric, ILB, Notre Dame 1988-1990
 Finneran, Gary, DT, Southern California 1960
 Fisk, Jason, DT, Stanford 2002-04
 Fitzkee, Scott, WR, Penn State 1981-82
 FitzPatrick, James, T, Southern California 1986-89
 Flanagan, Ed, C, Purdue 1975-76
 Fletcher, Chris, S, Temple 1970-76
 Fletcher, Jamar, CB, Wisconsin 2004-05
 Fletcher, Terrell, RB, Wisconsin 1995-2002
 Flick, Tom, QB, Washington 1986
 Florence, Drayton, CB, Tuskegee 2003-06
 Flowers, Charlie, RB, Mississippi 1960-61
 Floyd, Eric, OL, Auburn 1990-91
 Floyd, John, WR, NE Louisiana 1979-1980
 Floyd, Malcom, WR, Wyoming 2004, 2006
 Floyd, Victor, RB, Florida State 1989
 Flutie, Darren, WR, Boston College 1988
 Flutie, Doug, QB, Boston College 2001-04
 Foley, Steve, LB, NE Louisiana 2005
 Fonoti, Toniui, G, Nebraska 2002, 2004-05
 Fontenot, Al, DE, Baylor 1999-2001
 Ford, Fred, RB, Cal Poly-SLO 1960
 Forsberg, Fred, LB, Washington 1974

Fortin, Roman, OL, San Diego State 1998-2000
 Fortune, Hosea, WR, Rice 1983
 Foster, Gene, RB, Arizona State 1965-1970
 Fouts, Dan, QB, Oregon 1973-1987
 Fox, Tim, S, Ohio State 1982-84
 Fox, Vernon, SS, Fresno State 2002-03
 Frank, Donald, CB, Winston-Salem State 1990-93
 Frazier, Wayne, C, Auburn 1962
 Frazier, Willie, TE, Arkansas-Pine Bluff 1966-1970
 Freitas, Jesse, QB, San Diego State 1974-75
 Friesz, John, QB, Idaho 1990-91, 1993
 Fritsch, Toni, K, No College 1976
 Fuller, James, S, Portland State 1992-93
 Fuller, Joe, CB, Northern Iowa 1990
 Fuller, Mike, S, Auburn 1975-1980
 Fuller, William, DE, North Carolina 1997-98

G

Gaffney, Jeff, K, Virginia 1987
 Gagliano, Bob, QB, Utah State 1991-92
 Gaiter, Tony, WR-KR, Miami, Fla. 1998
 Gambol, Chris, T, Iowa 1988
 Gannon, Chris, TE, SW Louisiana 1989
 Gardner, Carwell, FB, Louisville 1997
 Garmon, Kelvin, G, Baylor 2002-03
 Garner, Bob, CB, Fresno State 1960
 Garnett, Scott, NT, Washington 1985
 Garrett, Mike, RB, Southern California 1970-73
 Garrison, Gary, SE, San Diego State 1966-1976
 Gates, Antonio, TE, Kent State 2003-06
 Gay, Blenda, DE, Fayetteville State 1974
 Gayle, Shaun, SS, Ohio State 1995
 Gaylor, Trevor, WR, Miami, Ohio 2001
 Gbaja-Biamila, Akbar, LB, San Diego State 2006
 Gerela, Roy, K, New Mexico 1979
 Gersbach, Carl, LB, West Chester 1973-74
 Gibson, Claude, CB, North Carolina State 1961-62
 Gibson, Dennis, LB, Iowa State 1994-95
 Gilbert, Gale, QB, California 1994-95
 Gillett, Fred, LB, Cal State Los Angeles 1962
 Gillette, Walker, WR, Richmond 1970-71
 Gilliam, Dondre, WR, Millersville, Pa. 2002-03
 Gissinger, Andrew, T, Syracuse 1982-84
 Glenn, Vencie, FS, Indiana State 1986-1990
 Glick, Gary, S, Colorado State 1963
 Gob, Art, LB, Pittsburgh 1960
 Godfrey, Randall, LB, Georgia 2004-06
 Goears, Leo, T, Hawaii 1990-92
 Goebel, Joe, C, UCLA 1987
 Goff, Mike, G, Iowa 2004-06
 Goff, Willard, DE, West Texas State 1987
 Gofourth, Derrel, G, Oklahoma State 1983-84
 Gogan, Kevin, G, Washington 2000
 Good, Tom, LB, Marshall 1966
 Goode, Don, LB, Kansas 1974-79
 Goodspeed, Joey, FB, Notre Dame 2002
 Gordon, Cletis, CB, Jackson State 2006
 Gordon, Darrien, CB, Stanford 1993-96
 Gordon, Dick, WR, Michigan State 1974
 Gordon, Dwayne, LB, New Hampshire 1995-96
 Gordon, Ira, T, Kansas State 1970-75
 Gouveia, Kurt, LB, Brigham Young 1996-98
 Graham, DeMingo, G, Hofstra 1999-2001
 Graham, Jeff, WR, Ohio State 1999-2001
 Graham, Kenny, S, Washington State 1964-69
 Graham, Tom, LB, Oregon 1975-77
 Grannell, Dave, TE, Arizona State 1974
 Grant, Wes, DE, UCLA 1971

HISTORY



Grayson, David Jr., LB, Fresno State	1991
Green, Mike, LB, Oklahoma State	1983-85
Greene, Ken, S, Washington State	1983-84
Greene, Tom, QB, Holy Cross	1961
Gregor, Bob, S, Washington State	1981-84
Gregory, Steve, CB, Syracuse	2006
Griffin, Jim, DT, Grambling	1966-67
Griggs, David, OLB, Virginia	1994
Gross, George, DT, Auburn	1963-67
Grossman, Burt, DE, Pittsburgh	1989-1993
Gruneisen, Sam, C, Villanova	1962-1972
Guending, Mike, OLB, Northwestern	1985
Guthrie, Keith, NT, Texas A&M	1984

H

Hadl, John, QB, Kansas	1962-1972
Hagood, Rickey, NT, South Carolina	1984
Hall, Courtney, C, Rice	1989-1996
Hall, Delton, S, Clemson	1992
Hallen, Bob, G, Kent State	2002-05
Hamilton, Michael, LB, North Carolina A&T	1997-99
Hand, Norman, DT, Mississippi	1997-99
Hand, Omari, DE, Tennessee	2003
Harbaugh, Jim, QB, Michigan	1999-2000
Hardaway, Milton, T, Oklahoma State	1978
Harden, Cedric, DE, Florida A&M	1999
Hardison, Dee, DE, North Carolina	1986-87
Hardwick, Nick, C, Purdue	2004-06
Hardy, Kevin, DT, Notre Dame	1971-72
Harmon, Ronnie, RB, Iowa	1990-95
Harper, Dwayne, CB, South Carolina State	1994-98
Harrington, LaRue, RB, Norfolk State	1980
Harris, Dick, CB, McNeese State	1960-65
Harris, Derrick, FB, Miami, Fla.	2001
Harris, James, QB, Grambling	1977-1981
Harris, Marques, LB, Southern Utah	2005-06
Harris, Walter, S, Stanford	1987
Harrison, Lloyd, CB, North Carolina State	2001
Harrison, Rodney, S, Western Illinois	1994-2002
Hart, Clinton, S, Central Florida CC	2004-06
Hartley, Frank, TE, Illinois	1997-98
Harvey, Richard, LB, Tulane	2000
Haskins, Jon, LB, Stanford	1998
Hatcher, Armon, S, Oregon State	2000
Hawkins, Andy, OLB, Texas A&I	1986-87
Hayden, Aaron, RB, Tennessee	1995-96
Hayes, Luther, SE, Southern California	1961
Hayes, Tom, CB, San Diego State	1976
Heiden, Steve, TE, South Dakota State	1999-2001
Henderson, Reuben, CB, San Diego State	1983-84
Henderson, Wyatt, CB, Fresno State	1981
Hendrickson, Steve, HB-LB, California	1990-94
Hendrix, David, S, Georgia Tech	1995-97
Hendy, John, CB, Long Beach State	1985
Henning, Dan, QB, William & Mary	1966
Herrmann, Mark, QB, Purdue	1985-87
Hill, Eric, LB, Louisiana State	1999
Hill, Jim, S, Texas A&I	1969-1971
Hinkle, George, DT, Arizona	1988-1991
Hoey, George, CB, Michigan	1974
Holecek, John, LB, Illinois	2001
Holiday, Ron, WR, Pittsburgh	1973
Holland, Jamie, WR, Ohio State	1987-89
Holmes, Robert, RB, Southern, La.	1973
Holohan, Pete, TE, Notre Dame	1981-87
Holt, Harry, TE, Arizona	1987
Hoopes, Mitch, P, Arizona	1976
Hoppes, Darrell, CB, Southern California	1987

Horn, Bob, MLB, Oregon State	1976-1981
Horn, Don, QB, San Diego State	1974
Horton, Bob, LB, Boston University	1964-65
House, Kevin, CB, South Carolina	2002-03
Houston, Bobby, LB, North Carolina State	1997
Howard, Bob, CB, San Diego State	1967-1974
Howard, Joey, T, Tennessee	1989
Hubbert, Brad, RB, Arizona	1967-1970
Hudson, Bill, DT, Clemson	1961-62
Hudson, Mike, S, Oklahoma State	1987
Hudson, Richard, T, Memphis	1962
Huey, Gene, WR, Wyoming	1969
Humiston, Mike, ILB, Weber State	1987
Humphrey, Deon, LB, Florida State	2000-01
Humphries, Stan, QB, NE Louisiana	1992-97
Hunter, Daniel, CB, Henderson State	1986-87
Hutcherson, Ken, LB, Livingston, Ala.	1975

I-J


Ilesic, Hank, P, No College	1989
Jackson, Bernard, CB, Washington State	1980
Jackson, Bob, FB, New Mexico State	1962-63
Jackson, Earnest, RB, Texas A&M	1983-84
Jackson, Greg, S, Louisiana State	1997-2000
Jackson, Jeff, LB, Auburn	1987-88
Jackson, John, OL, Eastern Kentucky	1998-99
Jackson, Vincent, WR, Northern Colorado	2005-06
Jacox, Kendyl, OL, Kansas State	1998-2001
Jacquet, Nate, WR-PR, San Diego State	2000
James, Lionel, RB-KR, Auburn	1984-88
James, Toran, LB, North Carolina A&T	1997
Jammer, Quentin, CB, Texas	2002-06
Jefferson, John, WR, Arizona State	1978-1980
Jefferson, Shawn, WR, Central Florida	1991-95
Jeffrey, Neal, QB, Baylor	1976
Jenkins, DeRon, CB, Tennessee	2000
Jenkins, Keyvan, RB, Nevada-Las Vegas	1987
Jenkins, Ronney, RB-KR, Northern Arizona	2000-02
Jodat, Jim, RB, Carthage, Wis.	1982-83
Johnson, AJ, CB, SW Texas State	1995
Johnson, Gary, DT, Grambling	1975-1984
Johnson, James, LB, San Diego State	1987
Johnson, Leon, RB, North Carolina	2003
Johnson, Pete, FB, Ohio State	1984
Johnson, Raylee, DE, Arkansas	1993-99, 2001-03
Johnson, Trumaine, WR, Grambling	1985-86
Joiner, Charlie, WR, Grambling	1976-1986
Jonassen, Eric, T, Bloomsburg, Pa.	1993-94
Jones, Anthony, TE, Wichita State	1988
Jones, Charlie, WR, Fresno State	1996-99
Jones, Clint, RB, Michigan State	1973
Jones, Curtis, G, Missouri	1968
Jones, Freddie, TE, North Carolina	1997-2001
Jones, Deacon DE, South Carolina State	1972-73
Jones, Harris, G, Johnson C. Smith	1971
Jones, Leroy, DE, Norfolk State	1976-1983
Jones, Ray, CB, Southern, La.	1972
Jones, Reggie, WR, Louisiana State	2000-01
Jordan, Leander, T, Indiana, Pa.	2004-05
Jue, Bhawoh, FS, Penn State	2005-06

K

Kaeding, Nate, K, Iowa	2004-06
Karas, Emil, LB, Dayton	1960-64, 1966
Kay, Bill, CB, Purdue	1984
Keathley, Michael, G, Texas Christian	2001-03
Keckin, Val, QB, Southern Mississippi	1962
Kelcher, Louie, DT, Southern Methodist	1975-1983

Continued next page





Kelley, Mike, QB, Georgia Tech	1987
Kemp, Jack, QB, Occidental	1960-62
Kempinski, Charles, G, Mississippi	1960
Keys, Tyrone, DE, Mississippi State	1988
Kidd, John, P, Northwestern	1990-94
Kiel, Terrence, S, Texas A&M	2003-06
Kinderman, Keith, RB, Florida State	1963-64
Kindig, Howard, DE, Cal State-Los Angeles	1965-67
King, David, CB, Auburn	1985
King, Linden, LB, Colorado State	1978-1985
Kirk, Randy, LB, San Diego State	1987-88, 1991
Kirner, Gary, T, Southern California	1964-69
Klein, Bob, TE, Southern California	1977-1980
Klotz, Jack, DT, Penn Military	1962
Kocourek, Dave, TE, Wisconsin	1960-65
Kowpara, John, DT, South Carolina	1960
Kowalski, Gary, T, Boston College	1985-88
Kramer, Erik, QB, North Carolina State	1999
Krause, Ryan, TE, Nebraska-Omaha	2004-05

L

Lachey, Jim, T, Ohio State	1985-87
Ladd, Ernie, DT, Grambling	1961-65
Laing, Aaron, TE, New Mexico State	1994
Laird, Bruce, S, American International	
Mass	1982-83
Lane, Bob, LB, Baylor	1963-64
Laraba, Bob, QB-LB, Texas Western	1960-61
Laslavich, Jim, MLB, Penn State	1978, 1980-81
Lassiter, Kwamie, S, Kansas	2003
Latzke, Paul, C, Pacific	1966-68
Laufenberg, Babe, QB, Indiana	1985, 1988
Layne, George, FB, Texas Christian	2004
Lazetich, Pete, LB, Stanford	1972-74
Leaf, Ryan, QB, Washington State	1998-2000
Leber, Ben, LB, Kansas State	2002-05
Lee, John, DT, Nebraska	1976-1980
Lee, Lloyd, S, Dartmouth	1998
Lee, Mike, LB, Nevada-Las Vegas	1974
Lee, Shawn, DT, North Alabama	1992-97
Lekkerkerker, Cory, T, California-Davis	2006
Lenkaitis, Bill, G, Penn State	1968-1970
Leonard, Jim, G, Santa Clara	1985-86
Levette, Otis, DE, Alabama-Birmingham	2003
LeVias, Jerry, WR, Southern Methodist	1971-74
Lewis, Darryll, CB, Arizona	1999-2000
Lewis, David, LB, Southern California	1982
Lewis, Nate, WR, Oregon Tech	1990-93
Lewis, Terry, CB, Michigan State	1985
Lilly, Sam, CB, Georgia Tech	1990
Lincoln, Keith, RB, Washington State	1961-66, 1968
Little, Larry, G, Bethune-Cookman	1967-68
Loewen, Chuck, G-T	
South Dakota State	1980-82, 1984
London, Mike, LB, Wisconsin	1966
Longley, Clint, QB, Abilene Christian	1976
Lott, Andre, S, Tennessee	2006
Loudd, Rommie, LB, UCLA	1960
Lowe, Paul, RB, Oregon State	1960-68
Lowe, Woodrow, LB, Alabama	1976-1986
Luther, Ed, QB, San Jose State	1980-84
Lyle, Keith, FS, Virginia	2002
Lyles, Lester, SS, Virginia	1989-1990

M

Macek, Don, C, Boston College	1976-1989
Mack, Cedric, CB, Baylor	1991
Mackey, John, TE, Syracuse	1972

MacKinnon, Jacque, TE, Colgate	1961-69
Maguire, Paul, LB-K, The Citadel	1960-63
Mahalic, Drew, LB, Notre Dame	1975
Malone, Mark, QB, Arizona State	1988
Manumaleuna, Brandon, TE, Arizona	2006
Markovich, Mark, C, Penn State	1975
Marsh, Frank, CB, Oregon State	1967
Martin, Blanche, RB, Michigan State	1960
Martin, David, CB, Villanova	1986
Martin, Larry, DT, San Diego State	1966
Martin, Tony, WR, Mesa, Colo.	1994-97
Marve, Eugene, LB, Saginaw Valley State	1992
Mathison, Bruce, QB, Nebraska	1983-84, 1986
Matsos, Archie, LB, Michigan State	1966
Matthews, Bo, RB, Colorado	1974-79
Mattos, Grant, WR, Southern California	2003
Mauck, Carl, C, Southern Illinois	1971-74
May, Deems, TE, North Carolina	1992-96
May, Mark, G-T, Pittsburgh	1991
Mays, Jerry, RB, Georgia Tech	1990
McCall, Ron, LB, Weber State	1967-68
McCardell, Keenan, WR	
Nevada-Las Vegas	2004-06
McClard, Bill, K, Arkansas	1972
McClendon, Skip, DE, Arizona State	1991
McCoy, Lloyd, G, San Diego State	1966
McConkey, Phil, WR-PR, Navy	1989
McCrary, Fred, FB, Mississippi State	1999-2002
McCrary, Gregg, TE, Clark, Ga.	1978-1980
McCree, Marlon, S, Kentucky	2006
McDonald, Dwight, WR, San Diego State	1975-78
McDougall, Gerry, RB, UCLA	1962-64, 1968
McEwen, Craig, HB, Utah	1989-1991
McGarrahan, Scott, S, New Mexico	2005
McGee, Buford, RB, Mississippi	1984-86
McGee, Carl, LB, Duke	1980
McGee, Willie, CB, Alcorn A&M	1973
McIntosh, Damien, T, Kansas State	2000-03
McKenzie, Raleigh, OL, Tennessee	1997-98
McKinney, Brandon, DT, Michigan State	2006
McKnight, Dennis, G-C, Drake	1982-88
McMahon, Jim, QB, Brigham Young	1989
McNeil, Charlie, CB, Compton JC.	1960-64
McNeil, Ryan, CB, Miami, Fla.	2001-02
McNeill, Marcus, T, Auburn	2006
McPherson, Miles, S, New Haven	1982-85
Means, Natrone, RB, N. Carolina	1993-95, 1998-99
Merriman, Shawne, LB, Maryland	2005-06
Mendez, Mario, WR, San Diego State	1964
Mercer, Mike, K, Northern Arizona	1970
Metcalf, Eric, WR-KR, Texas	1997
Mialik, Larry, TE, Wisconsin	1976
Micho, Bob, TE, Texas	1984
Mickell, Darren, DE, Florida	2000
Mickles, Joe, RB, Mississippi	1990
Middleton, Frank, RB, Florida A&M	1987
Middleton, Rick, LB, Ohio State	1976-78
Middleton, Ron, TE, Auburn	1995
Mikolajewski, Pete, QB, Kent State	1969
Milburn, Glyn, RB, Stanford	2001
Milnichik, Joe, G, North Carolina State	1993-94
Milks, Jack, LB, San Diego State	1966
Miller, Anthony, WR, Tennessee	1988-1993
Miller, Brett, T, Iowa	1989
Miller, Doug, LB, South Dakota State	1993-94
Miller, Les, DE, Fort Hays State	1987-1990, 1994
Miller, Pat, LB, Florida	1987-88
Miller, Paul, DT, Louisiana State	1962



Miligan, Hanik, S, Houston 2004-05
 Mills, Jeff, LB, Nebraska 1990
 Mills, Jim, G-T, Idaho 1996-97
 Mims, Chris, DE, Tennessee 1992-96, 1998-99
 Mitchell, Ed, G, Southern, La. 1965-66
 Mitchell, Lydell, RB, Penn State 1978-79
 Mitchell, Shannon, TE, Georgia 1994-97
 Mitinger, Bob, LB, Penn State 1963-66, 1968
 Mix, Ron, T, Southern California 1960-69
 Moffett, Tim, WR, Mississippi 1987
 Mohring, Michael, DT, Pittsburgh 1997-2001
 Mojsiejenko, Ralf, P-K, Michigan State 1985-88
 Molden, Alex, CB, Oregon 2001-02
 Montgomery, Mike, RB, Kansas State 1971
 Montreuil, Mark, CB, Concordia, Quebec 1995-97
 Mooney, Mike, T, Georgia Tech 1993
 Moore, Fred, DT, Memphis 1964-66
 Moore, Mack, DE, Texas A&M 1986
 Moreno, Moses, QB, Colorado State 1999-2000
 Moreno, Zeke, LB, Southern California 2001-04
 Morris, Mercury, RB, West Texas State 1976
 Morris, Wayne, RB, Southern Methodist 1984
 Moss, Roland, TE, Toledo 1970
 Moten, Eric, G-T, Michigan State 1991-93, 1995-96
 Mruczkowski, Scott, C, Bowling Green 2005-06
 Muhammad, Calvin, WR, Texas Southern 1987
 Muncie, Chuck, RB, California 1980-84
 Munson, Bill, QB, Utah State 1977
 Murphy, Kevin, LB, Oklahoma 1992
 Myrtle, Chip, LB, Maryland 1974

N

Neal, Lorenzo, FB, Fresno State 2003-06
 Nelson, Darrin, RB, Stanford 1989-1990
 Nelson, Derrie, LB, Nebraska 1983-86
 Nelson, Reginald, G-T, McNeese State 1999
 Nery, Ron, DE, Kansas State 1960-62
 Neuheisel, Rick, QB, UCLA 1987
 Newell, Steve, WR, Long Beach State 1967
 Nix, Doyle, CB, Southern Methodist 1960
 Norman, Josh, TE, Oklahoma 2002-03
 Norman, Pettis, TE, Johnson C. Smith 1971-73
 Norris, Trusse, WR, UCLA 1960
 Norton, Don, WR, Iowa 1960-66
 Nowak, Gary, T, Michigan State 1971

O

O'Bard, Ron, CB, Brigham Young 1985
 Oben, Roman, T, Louisville 2004-06
 Okanlawon, Tony, CB, Maryland 2003
 Olander, Cliff, QB, New Mexico State 1977-79
 Olivea, Shane, T, Ohio State 2004-06
 Oliver, Jimmy, WR, Texas Christian 1995
 Olshansky, Igor, DE, Oregon 2004-06
 O'Neal, Leslie, DE, Oklahoma State 1986, 1988-1995
 Orlando, Bo, FS, West Virginia 1995
 Orr, Terry, HB, Texas 1990
 Osby, Vince, LB, Illinois 1984-85
 Osgood, Kassim, WR, San Diego State 2003-06
 Owens, Artie, WR, West Virginia 1976-79
 Owens, Joe, DE, Alcorn A&M 1970
 Owens, Terry, T, Jacksonville St., Ala. 1966-1975

P

Page, Solomon, T, West Virginia 2003
 Park, Ernest, G, McMurry, Tex. 1963-65
 Parker, Andy, TE, Utah 1989
 Parker, Eric, WR, Tennessee 2002-06

Parker, Vaughn, T, UCLA 1994-2003
 Parks, Billy, WR, Long Beach State 1971
 Parrella, John, DT, Nebraska 1994-2001
 Parris, Gary, TE, Florida State 1973-74
 Partee, Dennis K, Southern Methodist 1968-1975
 Partridge, Rick, P, Utah 1980
 Patten, Joel, T, Duke 1989-1990
 Patterson, Elvis, CB, Kansas 1987-89
 Pattillo, Darrell, CB-S, Long Beach State 1983
 Peele, Justin, TE, Oregon 2002-05
 Pegram, Erric, RB, North Texas 1997
 Penn, Chris, WR, Tulsa 1999
 Perretta, Ralph, G, Purdue 1975-1980
 Perry, Jason, S, North Carolina State 1999-2001
 Perry, Scott, CB, Williams, Mass 1980
 Peters, Volney, DT, Southern California 1960
 Petrich, Bob, DE, W. Texas State 1963-66
 Pettitt, Duane, DE, San Diego State 1987
 Philcox, Todd, QB, Syracuse 1997
 Phillips, Irvin, CB, Arkansas Tech 1981
 Phillips, Joe, DE, Southern Methodist 1987-1991
 Phillips, Shaun, LB, Purdue 2004-06
 Pinnock, Andrew, FB, South Carolina 2003-06
 Pippens, Jerrell, S, Nebraska 2004-05
 Plummer, Gary, ILB, California 1986-1993
 Plump, Dave, WR, Fresno State 1966
 Plunkett, Sherman, T,
 Maryland-Eastern Shore 1961-62
 Polk, Carlos, LB, Nebraska 2001-04, 2006
 Pollard, Robert, DE, Texas Christian 2004
 Pope, Marquez, DB, Fresno State 1992-93
 Post, Dick, RB, Houston 1967-1970
 Powell, Jeff, RB, Tennessee 1987
 Preston, Ray, LB, Syracuse 1976-1984
 Price, Marcus, T, Louisiana State 1997-98
 Price, Shawn, DT, Pacific 2002
 Price, Stacey, LB, Arkansas State 1987
 Pringley, Mike, DE, North Carolina 2000
 Print, Bob, LB, Dayton 1967-68
 Prokop, Joe, P, Cal Poly-Pomona 1987
 Protz, Jack, LB, Syracuse 1970
 Pupunu, Alfred, TE-HB, Weber State 1992-97, 1999

Q-R

Queen, Jeff, RB, Morgan State 1969-1971
 Raab, Marc, LS, Southern California 1998
 Rachal, Latario, WR, Fresno State 1997-98
 Ray, Eddie, RB, Louisiana State 1971
 Raymer, Cory, C, Wisconsin 2002-03
 Redden, Barry, RB, Richmond 1987-88
 Redman, Rick, LB, Washington 1965-1973
 Reed, Robert, WR, Lambuth 1999
 Reese, Don, DE, Jackson State 1981
 Reeves, John, LB, Purdue 1999-2000
 Reeves, Walter, TE, Auburn 1996
 Rentz, Larry, CB, Florida 1969
 Revelz, Fuad, K, Tennessee 1990
 Ricardo, Benny, K, San Diego State 1984
 Rice, Andy, DT, Texas Southern 1970-71
 Rice, Floyd, LB, Alcorn A&M 1973-75
 Richard, Stanley, FS, Texas 1991-94
 Richards, David, T, UCLA 1988-1992
 Richey, Wade, K, Louisiana State 2001-02
 Ricks, Mikhail, WR, Stephen F. Austin 1998-2000
 Ridge, Houston, DT, San Diego State 1966-69
 Rivers, Philip, QB, North Carolina State 2004-06
 Roberson, Bo, WR, Cornell 1961
 Roberts, George, P, Virginia Tech 1981

Continued next page

Robinson, Derreck, DE, Iowa	2005-06	Simpson, Antoine, DT, Houston	2000
Robinson, Fred, DE, Miami, Fla.	1984-86	Sims, Wes, G, Oklahoma	2005
Robinson, Gerald, DE, Auburn	1989-1990	Singleton, Ron, T, Grambling	1976
Robinson, Jerry, WR, Grambling	1962-64	Skow, Jim, DE, Nebraska	1992
Roche, Brian, TE, San Jose State	1996-97	Slater, Mark, C, Minnesota	1978
Rockford, Jim, CB, Oklahoma	1985	Slaughter, Webster, WR, San Diego State	1998
Rodenhauser, Mark, C, Illinois State	1990-91	Slovacek, Emil, T, Stephen F. Austin	1987
Rodgers, Johnny, WR-RB, Nebraska	1977-78	Smith, Billy Ray, LB, Arkansas	1983-1992
Rogers, Don, C, South Carolina	1960-64	Smith, Charlie, RB, Utah State	1975
Rogers, Mel, LB, Florida A&M	1971, 1974	Smith, Dave, RB, Utah	1970
Rogers, Sam, LB, Colorado	2001	Smith, Elliot, CB, Alcorn State	1989
Rolling, Henry, LB, Nevada	1990-92	Smith, Johnny Ray, CB, Lamar	1984
Rome, Tag, WR, NE Louisiana	1987	Smith, Lucious, CB, Cal State Fullerton	1984-85
Romes, Charles, CB, North Carolina Central	1987	Smith, Neil, DE, Nebraska	2000
Rosado, Dan, G, Northern Illinois	1987-88	Smith, Ron, S, Wisconsin	1973
Ross, Kevin, S, Temple	1996	Smith, Ron, WR, San Diego State	1980-81
Ross, Micah, WR, Jacksonville	2003-04	Smith, Russ, RB, Miami, Fla.	1967-1970
Rossovich, Tim, LB, Southern California	1972-73	Smith, Sherman, RB, Miami, Ohio	1983
Rote, Tobin, QB, Rice	1963-64	Smoot, Ray, G, Louisiana State	1993
Roundtree, Raleigh, T, South Carolina St.	1998-2001	Snipes, Angelo, OLB, West Georgia	1986-87
Rouse, Curtis, G, Tennessee-Chattanooga	1987	Snowden, Cal, DE, Indiana	1972-73
Rowe, Dave, DT, Penn State	1974-75	Speights, Dick, WR, Wyoming	1968
Ruff, Orlando, LB, Furman	1999-2002	Spencer, Jimmy, CB, Florida	1998-99
Rush, Bob, C, Memphis	1977, 1979-1982	Spencer, Tim, RB, Ohio State	1985-1990
Rusk, Reggie, S, Kentucky	1999-2000	Spencer, Todd, RB, Southern California	1987
Russell, Booker, RB, SW Texas State	1980	Sproles, Darren, RB-KR, Kansas State	2005
Russell, Leonard, RB, Arizona State	1996	Stadnik, John, C, W. Illinois	1987

S

Salave'a, Joe, DT, Arizona	2003	Steels, Anthony, RB, Nebraska	1985, 1987
Salisbury, Sean, QB, Southern California	1996	Stein, Bob, LB, Minnesota	1975
Salter, Bryant, S, Pittsburgh	1971-73	Stephens, Tremayne, RB, North Carolina St.	1998-99
Samuels, Chris, RB, Texas	1991	Stephenson, Kay, QB, Florida	1967
Sanchez, Davis, CB, Oregon	2001-02	Stewart, Wayne, TE, California	1974
Sapp, Patrick, LB, Clemson	1996-97	Still, Bryan, WR, Virginia Tech	1996-99
Sartin, Dan, C, Mississippi	1969	Stoltenberg, Bryan, C, Colorado	1996
Sasa, Don, DT, Washington State	1995-96	Stratton, Mike, LB, Tennessee	1973
Savage, Tony, NT, Washington State	1990, 1992	Stringert, Hal, CB, Hawaii	1975-1980
Sayers, Ron, RB, Nebraska-Omaha	1969	Strozier, Art, TE, Kansas State	1970-71
Scales, Dwight, WR, Grambling	1981-83	Strozier, Wilbur, TE, Georgia	1988
Scarber, Sam, RB, New Mexico	1975-76	Sullivan, John, SS, California	1986
Scarpitto, Bob, DB, Notre Dame	1961	Sullivan, Kent, P, California Lutheran	1993
Schleicher, Maury, DE, Penn State	1960-62	Swayne, Harry, T, Rutgers	1991-96
Schmedding, Jim, G, Weber State	1968-1970	Sweeney, Walt, G, Syracuse	1963-1973
Schmidt, Henry, DT, Southern California	1961-64	Sweet, Joe, WR, Tennessee State	1975
Schwedes, Scott, WR, Syracuse	1990	Swift, Michael, CB, Austin Peay	1997
Scifres, Mike, P, Western Illinois	2003-06	Sykes, John, RB, Morgan State	1972
Scott, DeQuincy, DT,			

Southern Mississippi

Scott, Kevin, RB, Stanford	1988	Tanner, John, LB, Tennessee State	1971
Seale, Sam, CB, Western State, Colo.	1988-89	Tanuvasa, Maa, DT, Hawaii	2001
Searcey, Bill, G, Alabama	1985	Tate, Franklin, LB, North Carolina Central	1975
Sears, Jim, S, Southern California	1960	Taylor, Aaron, OL, Notre Dame	1998-99
Seau, Junior, LB, Southern California	1990-2002	Taylor, Jessie, RB, Cincinnati	1972
Seay, Mark, WR, Long Beach State	1993-95	Taylor, John, LB, Hawaii	1987
Selawski, Gene, T, Purdue	1961	Taylor, Ken, CB, Oregon State	1986
Selmon, Dewey, MLB, Oklahoma	1982	Taylor, Kitrick, WR, Washington State	1990-91
Shaw, Bobby, WR, California	2004	Taylor, Sammie, WR, Grambling	1964
Shaw, Pete, S, Northwestern	1977-1981	Taylor, Shannon, LB, Virginia	2000
Shaw, Terrance, CB, Stephen F. Austin	1995-99	Teerlinck, John, DT, Western Illinois	1974-75
Shea, Pat, G, Southern California	1962-65	Tensi, Steve, QB, Florida State	1965-66
Shelton, Anthony, CB, Tennessee State	1990-91	Thaxton, Galand, LB, Wyoming	1991
Shields, Billy, T, Georgia Tech	1975-1983	Thaxton, James, TE, Tennessee State	1973-74
Sienkiewicz, Troy, G, New Mexico State	1995-98	Thelwell, Ryan, WR, Minnesota	1998
Sievers, Eric, TE, Maryland	1981-88	Thigpen, Yancey, WR, Winston-Salem State	1991
Simien, Tracy, LB, Texas Christian	1999	Thomas, Bob, K, Notre Dame	1985
Simmons, King, S, Texas Tech	1987	Thomas, Bob, RB, Arizona State	1973-74
Simmons, Tony, DE, Tennessee	1985, 1987	Thomas, Cornell, DE, West Georgia	1994

T

Thomas, Duane, RB, West Texas State	1972
Thomas, Jesse, S, Michigan State	1960
Thomas, Jewell, RB, San Jose State	1984
Thomas, Johnny, CB, Baylor	1989
Thomas, Lee, DE, Jackson State	1971-72
Thomas, Mike, RB, Nevada-Las Vegas	1979-1980
Thompson, Audra, WR, East Texas State	1981
Thompson, Broderick, T, Kansas	1987-1992
Thompson, Tommy, RB, Southern Illinois	1974
Thornton, George, DT, Alabama	1991-92
Thrift, Cliff, LB, E. Central Oklahoma	1979-1984
Tipton, Dave, DE, Stanford	1974-75
Tolbert, Jim, S, Lincoln, Mo.	1966-1971, 1976
Tolliver, Billy Joe, QB, Texas Tech	1989-1990
Tomlinson, LaDainian, RB, Texas Christian	2001-06
Toth, Tom, T, Western Michigan	1990
Tovar, Steve, LB, Ohio State	1998, 2000
Trapp, Richard, WR, Florida	1969
Travenio, Herb, K, Texas College	1964-65
Tuckett, Phil, WR, Weber State	1968
Tuinei, Van, DE, Arizona	1997
Tuipulotu, Peter, RB, Brigham Young	1992
Turner, John, DB, Miami, Fla.	1984
Turner, Michael, RB, Northern Illinois	2004-06
Turner, Nate, WR, Nevada-Las Vegas	2001
Turner, Scott, CB, Illinois	1998-2001
Tuthill, James, K, Cal Poly-San Luis Obispo	2002
Tyler, Maurice, S, Morgan State	1975

U-V

Umphrey, Rich, G, Colorado	1985
Unitas, Johnny, QB, Louisville	1973
Unrein, Terry, NT, Colorado State	1986-87
Usher, Darryl, WR-KR, Illinois	1989
VanBuren, Courtney, T, Arkansas-Pine Bluff	2003-04
Van Raaphorst, Dick, K, Ohio State	1966-67
Vanhore, Sean, CB, Howard	1992-94
Vanover, Tamarick, WR, Florida State	2002
Vertefeuille, Brian, G, Idaho State	1974
Vlasic, Mark, QB, Iowa	1987-88, 1990
Volek, Billy, QB, Fresno State	2006

W

Wagner, Bryan, P, Cal State Northridge	1994
Walczak, Mark, TE, Arizona	1989, 1991
Walker, Derrick, TE, Michigan	1990-93
Walker, Jeff, G, Memphis	1986
Walker, Wayne, WR, Texas Tech	1989
Wallace, Henry, CB, Pacific	1960
Waller, Ron, RB, Maryland	1960
Walters, Danny, CB, Arkansas	1983-87
Ware, Timmie, WR, Southern California	1986-87
Warren, Jim, DB, Illinois	1964-65
Washington, Joe, RB, Oklahoma	1976-77
Washington, Russ, T, Missouri	1968-1982
Watts, Ted, S, Texas Tech	1987
Webb, Jimmy, DT, Mississippi State	1981
Weldon, Casey, QB, Florida State	1997
Welker, Wes, WR, Texas Tech	2004
Wells, Robert, T, Johnson C. Smith	1968-1970
Wenzel, Ralph, G, San Diego State	1972
Wersching, Ray, K, California	1973-76
West, Jeff, P, Cincinnati	1976-79
Westmoreland, Dick, CB, North Carolina A&T	1963-65
Wheeler, Dwight, G, Clemson	1987
Whelihan, Craig, QB, Pacific	1995-98

White, Andre, TE, Florida A&M	1968
White, Ed, G, California	1978-1985
White, Lee, RB, Weber State	1972
White, Ray, LB, Syracuse	1971-73
White, Reggie, DT, North Carolina A&T	1992-94
Whitehead, Bud, S, Florida State	1961-68
Whitehurst, Charlie, QB, Clemson	2006
Whitley, Curtis, C, Clemson	1992-94
Whitman, Josh, TE, Illinois	2001
Whitmyer, Nat, CB, Washington	1966-67
Wilcher, Mike, LB, North Carolina	1991
Wiley, Marcellus, DE, Columbia	2001-03
Wilhelm, Matt, LB, Ohio State	2003-06
Wilkerson, Doug, G, North Carolina Central	1971-1984
Williams, Al, WR, Nevada	1987
Williams, Clarence, RB, South Carolina	1977-1981
Williams, Dave, WR, Washington	1972
Williams, Eric, LB, Southern California	1984
Williams, Gerome, S, Houston	1997-98
Williams, Henry, CB, San Diego State	1983
Williams, Jamal, DT, Oklahoma State	1998-2006
Williams, Jeff, T, Rhode Island	1981
Williams, Jerrol, OLB, Purdue	1993
Williams, Lee, DE, Bethune-Cookman	1984-1990
Williams, Lester, NT, Miami, Fla.	1986
Williams, Mike, CB, Louisiana State	1975-1982
Williams, Sam, S, California	1974-75
Williams, Sammy, T, Oklahoma	2002
Williams, Tom, DT, California-Davis	1970-71
Wilson, Earl, DE, Kentucky	1985-87
Wilson, Jerry, S, Southern, La.	2002-05
Wilson, Karl, DE, Louisiana State	1987-88
Wilson, Walter, WR, East Carolina	1990
Winslow, Kellen, TE, Missouri	1979-1987
Winter, Blaise, DE, Syracuse	1986-87, 1992-94
Withrow, Cal, C, Kentucky	1970
Withrow, Cory, C, Washington State	2006
Wojcik, Greg, DT, Southern California	1972-73
Womble, Royce, FL, North Texas	1960
Wood, Dick, QB, Auburn	1962
Wood, Mike, K, SW Missouri	1979-1980
Woodard, Ken, LB, Tuskegee	1988-89
Woodcock, John, DE, Hawaii	1981-82
Woods, Don, RB, New Mexico	1974-1980
Wright, Ernie, T, Ohio State	1960-67, 1972
Wyatt, Kevin, CB, Arkansas	1986

Y-Z

Young, Andre, S, Louisiana Tech	1982-84
Young, Duane, TE, Michigan State	1991-95
Young, Glen, LB, Syracuse	1995-96
Young, Lonnie, S, Michigan State	1994
Young, Rickey, RB, Jackson State	1975-77
Young, Wilbur, DE, William Penn, Iowa	1978-1982
Zachary, Ken, RB, Oklahoma State	1987
Zandofsky, Mike, G, Washington	1990-93
Zeman, Bob, S, Wisconsin	1960-61, 1965-66






ALL-TIME COLLEGES

Abilene Christian	3	Indiana State	2	Purdue	13
Alabama	4	Iowa	10	Rhode Island	1
Alabama-Birmingham	1	Iowa State	6	Rice	3
Alcorn A&M	3	Jackson State	7	Richmond	2
Alcorn State	1	Jacksonville	1	Robert Morris	1
American International, Mass.	1	Jacksonville State, Ala.	1	Rutgers	1
Arizona	10	Johnson C. Smith	3	Saginaw Valley State	1
Arizona State	11	Kansas	9	Sam Houston State	1
Arkansas	11	Kansas State	9	San Diego State	33
Arkansas-Pine Bluff	3	Kent State	3	San Francisco State	1
Arkansas State	1	Kentucky	6	San Jose State	7
Arkansas Tech	1	Lakeland, Wis.	1	Santa Clara	2
Auburn	15	Lamar	1	SE Louisiana	2
Austin Peay	1	Lambuth	1	Sonoma State	1
Baylor	7	Liberty	1	South Carolina	8
Bethune-Cookman	2	Lincoln, Mo.	1	South Carolina State	5
Bloomsburg, Pa.	1	Livingston, Ala.	1	South Dakota State	3
Boston College	5	Long Beach State	9	Southern California	37
Boston University	2	Louisiana-Lafayette	1	Southern Connecticut State	1
Bowling Green	2	Louisiana-Monroe	4	Southern Illinois	2
Brigham Young	6	Louisiana State	14	Southern, La.	5
Buffalo	1	Louisiana Tech	3	Southern Methodist	7
California	13	Louisville	4	Southern Mississippi	2
California-Davis	4	Maine	1	Southern Utah	1
California Lutheran	2	Marshall	2	Stanford	10
Cal Poly-Pomona	1	Maryland	8	Stephen F. Austin	3
Cal Poly-San Luis Obispo	2	Maryland-Eastern Shore	1	SW Missouri	1
Cal State-Fullerton	2	McMurray, Tex.	1	SW Texas State	2
Cal State-Los Angeles	3	McNeese State	3	Syracuse	15
Cal State-Northridge	1	Memphis	9	Temple	3
Cal State-Sacramento	1	Mesa, Colo.	2	Tennessee	14
Carthage, Wis.	1	Miami, Fla.	9	Tennessee-Chattanooga	2
Central Florida	1	Miami, Ohio	4	Tennessee State	7
Central Florida CC	1	Michigan	6	Texas	8
Central Michigan	1	Michigan State	12	Texas A&I	3
Central Oklahoma	1	Millersville, Pa.	1	Texas A&M	9
Cincinnati	2	Minnesota	6	Texas Christian	9
The Citadel	2	Mississippi	9	Texas College	1
Clark, Ga.	1	Mississippi College	1	Texas-El Paso	2
Clemson	9	Mississippi State	5	Texas Southern	4
Colgate	1	Missouri	4	Texas State	4
Colorado	8	Montana State	2	Texas Tech	7
Colorado State	6	Morgan State	3	Texas Western	1
Columbia	2	Navy	1	Toledo	1
Compton Junior College	1	Nebraska	15	Tulane	2
Concordia, Quebec	1	Nebraska-Omaha	3	Tulsa	3
Cornell	1	Nevada	3	Tuskegee	2
Dartmouth	1	Nevada-Las Vegas	6	UCLA	13
Dayton	2	New Hampshire	2	United States International	1
Drake	1	New Haven	2	Utah	5
Duke	2	New Mexico	5	Utah State	6
East Carolina	1	New Mexico State	5	Vanderbilt	2
East Texas State	1	No College	5	Villanova	2
Eastern Kentucky	2	Norfolk State	3	Virginia	7
Eastern Washington	1	North Alabama	1	Virginia Tech	4
Fayetteville State	1	North Carolina	9	Virginia Union	1
Florida	9	North Carolina A&T	5	Wake Forest	2
Florida A&M	5	North Carolina Central	4	Washington	12
Florida State	14	North Carolina State	9	Washington State	12
Fort Hays State	1	North Central Illinois	1	Weber State	6
Fresno State	11	North Texas	3	West Chester	1
Furman	1	Northern Arizona	3	West Georgia	1
Georgia	4	Northern Colorado	1	West Texas State	4
Georgia Tech	7	Northern Illinois	2	West Virginia	3
Grambling	13	Northern Iowa	1	Western Illinois	3
Hampton, Va.	1	Northwestern	4	Western Kentucky	1
Hawaii	7	Notre Dame	11	Western Michigan	2
Heidelberg, Ohio	1	Occidental	2	Western State, Colo.	1
Henderson State, Ark.	1	Ohio State	16	Wichita State	2
Hofstra	1	Oklahoma	12	William & Mary	2
Holy Cross	1	Oklahoma State	9	William Penn, Iowa	1
Houston	6	Oregon	9	Williams, Mass.	1
Howard	1	Oregon State	5	Winston-Salem State	3
Idaho	3	Oregon Tech	1	Wisconsin	10
Idaho State	2	Pacific	4	Wyoming	7
Illinois	9	Penn Military	1	Yale	1
Illinois State	1	Penn State	12	Youngstown State	1
Indiana	6	Pittsburgh	7		
Indiana, Pa.	1	Portland State	2		





Mike Nowak

GENERAL INFORMATION

Earlier this year, the Chargers' family lost two of its members with the passing of Ernie "Big Cat" Ladd and Ernie Wright (inset). The 6-9 Ladd, who played defensive end for the Chargers from 1961-65, was one of the most-feared pass rushers in NFL history. Wright, an offensive tackle who stood at 6-4 and 270 pounds, was an original Los Angeles Charger, playing with the team from 1960-67 and again in 1972. He was a three-time AFL All-Star and a member of the 1963 AFL Championship team.

2007 NFL REGULAR-SEASON SCHEDULE

WEEK 1

Thursday, September 6

New Orleans at Indianapolis 5:30 p.m.

Sunday, September 9

Denver at Buffalo 10:00 a.m.
 Pittsburgh at Cleveland 10:00 a.m.
 Philadelphia at Green Bay 10:00 a.m.
 Kansas City at Houston 10:00 a.m.
 Tennessee at Jacksonville 10:00 a.m.
 Atlanta at Minnesota 10:00 a.m.
 New England at N.Y. Jets 10:00 a.m.
 Carolina at St. Louis 10:00 a.m.
 Miami at Washington 10:00 a.m.

Chicago at San Diego 1:15 p.m.

Detroit at Oakland 1:15 p.m.
 Tampa Bay at Seattle 1:15 p.m.
 N.Y. Giants at Dallas 5:15 p.m.

Monday, September 10

Baltimore at Cincinnati 4:00 p.m.
 Arizona at San Francisco 7:15 p.m.

WEEK 2

Sunday, September 16

Houston at Carolina 10:00 a.m.
 Cincinnati at Cleveland 10:00 a.m.
 Atlanta at Jacksonville 10:00 a.m.
 Green Bay at N.Y. Giants 10:00 a.m.
 Buffalo at Pittsburgh 10:00 a.m.
 San Francisco at St. Louis 10:00 a.m.
 New Orleans at Tampa Bay 10:00 a.m.
 Indianapolis at Tennessee 10:00 a.m.
 Seattle at Arizona 1:05 p.m.
 Minnesota at Detroit 1:05 p.m.
 Dallas at Miami 1:05 p.m.
 N.Y. Jets at Baltimore 1:15 p.m.
 Kansas City at Chicago 1:15 p.m.
 Oakland at Denver 1:15 p.m.

San Diego at New England 5:15 p.m.

Monday, September 17

Washington at Philadelphia 5:30 p.m.

WEEK 3

Sunday, September 23

San Diego at Green Bay 10:00 a.m.
 Arizona at Baltimore 10:00 a.m.
 Indianapolis at Houston 10:00 a.m.
 Minnesota at Kansas City 10:00 a.m.
 Buffalo at New England 10:00 a.m.
 Miami at N.Y. Jets 10:00 a.m.
 Detroit at Philadelphia 10:00 a.m.
 San Francisco at Pittsburgh 10:00 a.m.
 St. Louis at Tampa Bay 10:00 a.m.
 Jacksonville at Denver 1:05 p.m.
 Cleveland at Oakland 1:05 p.m.
 Cincinnati at Seattle 1:05 p.m.
 Carolina at Atlanta 1:15 p.m.
 N.Y. Giants at Washington 1:15 p.m.
 Dallas at Chicago 5:15 p.m.

Monday, September 24

Tennessee at New Orleans 5:30 p.m.

WEEK 4

Byes: Jacksonville, New Orleans, Tennessee, Washington

Sunday, September 30

Houston at Atlanta 10:00 a.m.
 N.Y. Jets at Buffalo 10:00 a.m.
 Baltimore at Cleveland 10:00 a.m.
 St. Louis at Dallas 10:00 a.m.
 Chicago at Detroit 10:00 a.m.
 Oakland at Miami 10:00 a.m.
 Green Bay at Minnesota 10:00 a.m.
 Tampa Bay at Carolina 1:05 p.m.
 Seattle at San Francisco 1:05 p.m.

Kansas City at San Diego 1:15 p.m.

Pittsburgh at Arizona 1:15 p.m.
 Denver at Indianapolis 1:15 p.m.
 Philadelphia at N.Y. Giants 5:15 p.m.

Monday, October 1

New England at Cincinnati 5:30 p.m.

WEEK 5

Byes: Cincinnati, Minnesota, Oakland, Philadelphia

Sunday, October 7

Miami at Houston 10:00 a.m.
 Jacksonville at Kansas City 10:00 a.m.
 Cleveland at New England 10:00 a.m.
 Carolina at New Orleans 10:00 a.m.
 N.Y. Jets at N.Y. Giants 10:00 a.m.
 Seattle at Pittsburgh 10:00 a.m.
 Arizona at St. Louis 10:00 a.m.
 Atlanta at Tennessee 10:00 a.m.
 Detroit at Washington 10:00 a.m.
 Tampa Bay at Indianapolis 1:05 p.m.

San Diego at Denver 1:15 p.m.

Baltimore at San Francisco 1:15 p.m.
 Chicago at Green Bay 5:15 p.m.

Monday, October 8

Dallas at Buffalo 5:30 p.m.

WEEK 6

Byes: Buffalo, Denver, Detroit, Indianapolis, Pittsburgh, San Francisco

Sunday, October 14

St. Louis at Baltimore 10:00 a.m.
 Minnesota at Chicago 10:00 a.m.
 Miami at Cleveland 10:00 a.m.
 Washington at Green Bay 10:00 a.m.
 Houston at Jacksonville 10:00 a.m.
 Cincinnati at Kansas City 10:00 a.m.
 Philadelphia at N.Y. Jets 10:00 a.m.
 Tennessee at Tampa Bay 10:00 a.m.
 Carolina at Arizona 1:05 p.m.
Oakland at San Diego 1:15 p.m.
 New England at Dallas 1:15 p.m.
 New Orleans at Seattle 5:15 p.m.

Monday, October 15

N.Y. Giants at Atlanta 5:30 p.m.

GENERAL INFORMATION



WEEK 7

Byes: San Diego, Carolina, Cleveland, Green Bay

Sunday, October 21

Baltimore at Buffalo	10:00 a.m.
Minnesota at Dallas	10:00 a.m.
Tampa Bay at Detroit	10:00 a.m.
Tennessee at Houston	10:00 a.m.
New England at Miami	10:00 a.m.
San Francisco at N.Y. Giants	10:00 a.m.
Atlanta at New Orleans	10:00 a.m.
Arizona at Washington	10:00 a.m.
N.Y. Jets at Cincinnati	1:05 p.m.
Kansas City at Oakland	1:05 p.m.
Chicago at Philadelphia	1:15 p.m.
St. Louis at Seattle	1:15 p.m.
Pittsburgh at Denver	5:15 p.m.

Monday, October 22

Indianapolis at Jacksonville	5:30 p.m.
------------------------------	-----------

WEEK 8

Byes: Arizona, Atlanta, Baltimore, Dallas, Kansas City, Seattle

Sunday, October 28

Indianapolis at Carolina	10:00 a.m.
Detroit at Chicago	10:00 a.m.
Pittsburgh at Cincinnati	10:00 a.m.
N.Y. Giants at Miami (London)	10:00 a.m.
Philadelphia at Minnesota	10:00 a.m.
Cleveland at St. Louis	10:00 a.m.
Oakland at Tennessee	10:00 a.m.

Houston at San Diego 1:05 p.m.

Buffalo at N.Y. Jets	1:05 p.m.
Jacksonville at Tampa Bay	1:05 p.m.
Washington at New England	1:15 p.m.
New Orleans at San Francisco	1:15 p.m.

Monday, October 29

Green Bay at Denver	5:30 p.m.
---------------------	-----------

WEEK 9

Byes: Chicago, Miami, N.Y. Giants, St. Louis

Sunday, November 4

San Diego at Minnesota	10:00 a.m.
San Francisco at Atlanta	10:00 a.m.
Cincinnati at Buffalo	10:00 a.m.
Denver at Detroit	10:00 a.m.
Green Bay at Kansas City	10:00 a.m.
Jacksonville at New Orleans	10:00 a.m.
Washington at N.Y. Jets	10:00 a.m.
Arizona at Tampa Bay	10:00 a.m.
Carolina at Tennessee	10:00 a.m.
Seattle at Cleveland	1:05 p.m.
New England at Indianapolis	1:15 p.m.
Houston at Oakland	1:15 p.m.
Dallas at Philadelphia	5:15 p.m.

Monday, November 5

Baltimore at Pittsburgh	5:30 p.m.
-------------------------	-----------

WEEK 10

Byes: Houston, New England, N.Y. Jets, Tampa Bay

Sunday, November 11

Atlanta at Carolina	10:00 a.m.
Minnesota at Green Bay	10:00 a.m.
Denver at Kansas City	10:00 a.m.
Buffalo at Miami	10:00 a.m.
St. Louis at New Orleans	10:00 a.m.
Cleveland at Pittsburgh	10:00 a.m.
Jacksonville at Tennessee	10:00 a.m.
Philadelphia at Washington	10:00 a.m.
Cincinnati at Baltimore	1:05 p.m.
Detroit at Arizona	1:15 p.m.
Dallas at N.Y. Giants	1:15 p.m.
Chicago at Oakland	1:15 p.m.
Indianapolis at San Diego	5:15 p.m.

Monday, November 12

San Francisco at Seattle	5:30 p.m.
--------------------------	-----------

WEEK 11

Sunday, November 18

San Diego at Jacksonville 10:00 a.m.

Tampa Bay at Atlanta	10:00 a.m.
Cleveland at Baltimore	10:00 a.m.
New England at Buffalo	10:00 a.m.
Arizona at Cincinnati	10:00 a.m.
Washington at Dallas	10:00 a.m.
Carolina at Green Bay	10:00 a.m.
New Orleans at Houston	10:00 a.m.
Kansas City at Indianapolis	10:00 a.m.
Oakland at Minnesota	10:00 a.m.
Pittsburgh at N.Y. Jets	10:00 a.m.
Miami at Philadelphia	10:00 a.m.
N.Y. Giants at Detroit	1:15 p.m.
St. Louis at San Francisco	1:15 p.m.
Chicago at Seattle*	5:15 p.m.

Monday, November 19

Tennessee at Denver	5:30 p.m.
---------------------	-----------

WEEK 12

Thursday, November 22

Green Bay at Detroit	9:30 a.m.
N.Y. Jets at Dallas	1:15 p.m.
Indianapolis at Atlanta	5:15 p.m.

Sunday, November 25

New Orleans at Carolina	10:00 a.m.
Denver at Chicago	10:00 a.m.
Tennessee at Cincinnati	10:00 a.m.
Houston at Cleveland	10:00 a.m.
Buffalo at Jacksonville	10:00 a.m.
Oakland at Kansas City	10:00 a.m.
Minnesota at N.Y. Giants	10:00 a.m.
Seattle at St. Louis	10:00 a.m.
Washington at Tampa Bay	10:00 a.m.
San Francisco at Arizona	1:05 p.m.
Baltimore at San Diego	1:15 p.m.
Philadelphia at New England*	5:15 p.m.

Monday, November 26

Miami at Pittsburgh	5:30 p.m.
---------------------	-----------



WEEK 13

Thursday, November 29

Green Bay at Dallas 5:15 p.m.

Sunday, December 2

San Diego at Kansas City 10:00 a.m.

San Francisco at Carolina 10:00 a.m.

Jacksonville at Indianapolis 10:00 a.m.

N.Y. Jets at Miami 10:00 a.m.

Detroit at Minnesota 10:00 a.m.

Tampa Bay at New Orleans 10:00 a.m.

Seattle at Philadelphia 10:00 a.m.

Atlanta at St. Louis 10:00 a.m.

Houston at Tennessee 10:00 a.m.

Buffalo at Washington 10:00 a.m.

Cleveland at Arizona 1:05 p.m.

Denver at Oakland 1:05 p.m.

N.Y. Giants at Chicago 1:15 p.m.

Cincinnati at Pittsburgh* 5:15 p.m.

Monday, December 3

New England at Baltimore 5:30 p.m.

WEEK 14

Thursday, December 6

Chicago at Washington 5:15 p.m.

Sunday, December 9

San Diego at Tennessee 10:00 a.m.

Miami at Buffalo 10:00 a.m.

St. Louis at Cincinnati 10:00 a.m.

Dallas at Detroit 10:00 a.m.

Oakland at Green Bay 10:00 a.m.

Tampa Bay at Houston 10:00 a.m.

Carolina at Jacksonville 10:00 a.m.

Pittsburgh at New England 10:00 a.m.

N.Y. Giants at Philadelphia 10:00 a.m.

Minnesota at San Francisco 1:05 p.m.

Arizona at Seattle 1:05 p.m.

Kansas City at Denver 1:15 p.m.

Cleveland at N.Y. Jets 1:15 p.m.

Indianapolis at Baltimore* 5:15 p.m.

Monday, December 10

New Orleans at Atlanta 5:30 p.m.

WEEK 15

Thursday, December 13

Denver at Houston 5:15 p.m.

Saturday, December 15

Cincinnati at San Francisco 5:15 p.m.

Sunday, December 16

Seattle at Carolina 10:00 a.m.

Buffalo at Cleveland 10:00 a.m.

Tennessee at Kansas City 10:00 a.m.

Baltimore at Miami 10:00 a.m.

N.Y. Jets at New England 10:00 a.m.

Arizona at New Orleans 10:00 a.m.

Jacksonville at Pittsburgh 10:00 a.m.

Green Bay at St. Louis 10:00 a.m.

Atlanta at Tampa Bay 10:00 a.m.

Indianapolis at Oakland 1:05 p.m.

Detroit at San Diego 1:15 p.m.

Philadelphia at Dallas 1:15 p.m.

Washington at N.Y. Giants* 5:15 p.m.

Monday, December 17

Chicago at Minnesota 5:30 p.m.

WEEK 16

Thursday, December 20

Pittsburgh at St. Louis 5:15 p.m.

Saturday, December 22

Dallas at Carolina 5:15 p.m.

Sunday, December 23

N.Y. Giants at Buffalo 10:00 a.m.

Green Bay at Chicago 10:00 a.m.

Cleveland at Cincinnati 10:00 a.m.

Kansas City at Detroit 10:00 a.m.

Houston at Indianapolis 10:00 a.m.

Oakland at Jacksonville 10:00 a.m.

Washington at Minnesota 10:00 a.m.

Miami at New England 10:00 a.m.

Philadelphia at New Orleans 10:00 a.m.

Atlanta at Arizona 1:05 p.m.

Baltimore at Seattle 1:15 p.m.

N.Y. Jets at Tennessee 1:15 p.m.

Tampa Bay at San Francisco* 5:15 p.m.

Monday, December 24

Denver at San Diego 5:00 p.m.

WEEK 17

Saturday, December 29

New England at N.Y. Giants 5:15 p.m.

Sunday, December 30

Seattle at Atlanta 10:00 a.m.

Pittsburgh at Baltimore 10:00 a.m.

New Orleans at Chicago 10:00 a.m.

San Francisco at Cleveland 10:00 a.m.

Detroit at Green Bay 10:00 a.m.

Jacksonville at Houston 10:00 a.m.

Tennessee at Indianapolis 10:00 a.m.

Cincinnati at Miami 10:00 a.m.

Buffalo at Philadelphia 10:00 a.m.

Carolina at Tampa Bay 10:00 a.m.

Dallas at Washington 10:00 a.m.

San Diego at Oakland 1:15 p.m.

St. Louis at Arizona 1:15 p.m.

Minnesota at Denver 1:15 p.m.

Kansas City at N.Y. Jets* 5:15 p.m.

*Sunday night games in Weeks 11-17 subject to change



GENERAL INFORMATION

2007 NFL POSTSEASON SCHEDULE

Saturday, January 5	AFC and NFC Wild Card Playoffs (NBC)
Sunday, January 6	AFC and NFC Wild Card Playoffs (CBS and FOX)
Saturday, January 12	AFC and NFC Divisional Playoffs (CBS and FOX)
Sunday, January 13	AFC and NFC Divisional Playoffs (CBS and FOX)
Sunday, January 20	AFC and NFC Championship Games (CBS and FOX)
Sunday, February 3	Super Bowl XLII at University of Phoenix Stadium, Glendale, AZ (FOX)
Sunday, February 10	AFC-NFC Pro Bowl in Honolulu, Hawaii (FOX)

2007 NFL PRESEASON SCHEDULE

DATE	GAME	NETWORK	TIME
Sunday, August 5	Pittsburgh vs. New Orleans (Canton, OH) Hall of Fame Game in Canton, Ohio	NFLN	5:00 p.m.
FIRST WEEK			
Thursday, August 9	Cincinnati at Detroit Indianapolis at Dallas	FOX	4:30 p.m. 5:00 p.m.
Friday, August 10	Atlanta at N.Y. Jets New England at Tampa Bay Buffalo at New Orleans St. Louis at Minnesota	CBS	4:00 p.m. 4:30 p.m. 5:00 p.m. 5:00 p.m.
Saturday, August 11	Green Bay at Pittsburgh Jacksonville at Miami Kansas City at Cleveland Washington at Tennessee Carolina at N.Y. Giants Chicago at Houston Arizona at Oakland	NFLN	4:30 p.m. 4:30 p.m. 4:30 p.m. 5:00 p.m. 5:00 p.m. 5:00 p.m. 7:00 p.m.
Sunday, August 12	Seattle at San Diego	NBC	5:00 p.m.
Monday, August 13	Philadelphia at Baltimore Denver at San Francisco	ESPN	4:00 p.m. 5:00 p.m.
SECOND WEEK			
Thursday, August 16	Miami at Kansas City	ESPN	5:00 p.m.
Friday, August 17	Atlanta at Buffalo Carolina at Philadelphia Minnesota at N.Y. Jets Tennessee at New England	FOX	4:00 p.m. 4:00 p.m. 5:00 p.m. 5:00 p.m.
Saturday, August 18	Houston at Arizona Detroit at Cleveland New Orleans at Cincinnati Tampa Bay at Jacksonville San Diego at St. Louis Denver at Dallas Pittsburgh at Washington Seattle at Green Bay Oakland at San Francisco	CBS	1:00 p.m. 4:00 p.m. 4:30 p.m. 4:30 p.m. 5:00 p.m. 5:00 p.m. 5:00 p.m. 5:00 p.m. 7:00 p.m.
Sunday, August 19	N.Y. Giants at Baltimore	NBC	5:00 p.m.
Monday, August 20	Chicago at Indianapolis	ESPN	5:00 p.m.
THIRD WEEK			
Thursday, August 23	Jacksonville at Green Bay New Orleans at Kansas City	FOX	5:00 p.m. 5:30 p.m.
Friday, August 24	Tennessee at Buffalo New England at Carolina	CBS	4:00 p.m. 5:00 p.m.
Saturday, August 25	Detroit at Indianapolis Tampa Bay at Miami Baltimore at Washington Dallas at Houston N.Y. Jets at N.Y. Giants San Francisco at Chicago		4:00 p.m. 4:30 p.m. 5:00 p.m. 5:00 p.m. 5:00 p.m. 5:00 p.m.

(All Times Pacific)

Continued next page





Saturday, August 25	Minnesota at Seattle Cleveland at Denver San Diego at Arizona St. Louis at Oakland		6:00 p.m. 6:00 p.m. 7:00 p.m. 7:00 p.m.
Sunday, August 26	Philadelphia at Pittsburgh	NBC	5:00 p.m.
Monday, August 27	Cincinnati at Atlanta	ESPN	5:00 p.m.

FOURTH WEEK

Thursday, August 30	Buffalo at Detroit N.Y. Giants at New England N.Y. Jets at Philadelphia Washington at Jacksonville Cleveland at Chicago Dallas at Minnesota Green Bay at Tennessee Houston at Tampa Bay Kansas City at St. Louis Miami at New Orleans Pittsburgh at Carolina Arizona at Denver San Francisco at San Diego Oakland at Seattle		4:00 p.m. 4:30 p.m. 4:30 p.m. 4:30 p.m. 5:00 p.m. 5:00 p.m. 5:00 p.m. 5:00 p.m. 5:00 p.m. 5:00 p.m. 5:00 p.m. 6:00 p.m. 7:00 p.m. 7:00 p.m.
Friday, August 31	Baltimore at Atlanta Indianapolis at Cincinnati		4:30 p.m. 4:30 p.m.

FUTURE SCHEDULES

	2008		2009	
	Home	Away	Home	Away
Intraconference by Division	New England New York Jets	Buffalo Miami	Baltimore Cincinnati	Cleveland Pittsburgh
Interconference by Division	Atlanta Carolina	New Orleans Tampa Bay	Philadelphia Washington	Dallas N.Y. Giants
Intraconference by Position	AFC South	AFC North	AFC East	AFC South

NFL BLACKOUT POLICY

For a home game to be aired locally, the game must be sold out 72 hours in advance of kickoff. If the game is not a sellout by the 72-hour cutoff, any station with a signal penetrating a 75-mile radius from the game site will be blacked out and the carrying network will air an alternate game.



Photo: Mike Nowak

GENERAL INFORMATION

NFL PUBLIC RELATIONS CONTACTS



National Football League, 280 Park Ave., New York, NY 10017. Tel: (212) 450-2000.
Joe Browne, Exec VP Communications & Public Affairs; **Greg Aiello**, VP Public Relations;
Leslie Hammond, Dir. Media Services; **Brian McCarthy**, Dir. of Corporate Communications;
Mike Signora, Dir. of Media Relations and International Communications;
Randall Liu, NFC Information Mgr.; AFC Information Mgr. to be announced.

**Arizona Cardinals**

Mark Dalton, Chris Melvin,
 Mike Helm, Nate LoCascio
 8701 S. Hardy Drive
 Tempe, AZ 85284-2800
 (602) 379-0101
 Fax (602) 379-1821

Atlanta Falcons

Reggie Roberts, Frank Kleha,
 Ted Crews, Matt Conti
 4400 Falcon Parkway
 Flowery Branch, GA 30542
 (770) 965-3115
 Fax (770) 965-2766

Baltimore Ravens

Kevin Byrne, Chad Steele,
 Patrick Gleason
 1 Winning Dr.
 Owings Mills, MD 21117
 (410) 701-4000
 Fax (410) 701-4100

Buffalo Bills

Scott Berchtold,
 Chris Jenkins
 One Bills Drive
 Orchard Park, NY 14127
 (716) 648-1800
 Fax (716) 648-3202

Carolina Panthers

Charlie Dayton, Deedee Mills,
 Steven Drummond
 800 South Mint Street
 Charlotte, NC 28202-1502
 (704) 358-7000
 Fax (704) 358-7615

Chicago Bears

Jim Christman,
 Mike Corbo
 1000 Football Drive
 Lake Forest, IL 60045
 (847) 295-9657
 Fax (847) 615-2387

Cincinnati Bengals

Jack Brennan, PJ Combs,
 Inky Moore
 One Paul Brown Stadium
 Cincinnati, OH 45202-3492
 (513) 621-3550
 Fax (513) 455-8740

Cleveland Browns

Bill Bowsievicz,
 Ken Mather, Amy Palcic
 76 Lou Groza Blvd.
 Berea, OH 44017-0146
 (440) 891-5000
 Fax (440) 891-5010

Dallas Cowboys

Rich Dalrymple, Scott Agulnick,
 Jancy Briles
 One Cowboys Parkway
 Irving, TX 75063
 (972) 556-9900
 Fax (972) 556-9918

Denver Broncos

Jim Saccomano, Paul Kirk,
 Patrick Smyth, Dave Gaylinn
 13655 Broncos Parkway
 Englewood, CO 80112
 (303) 649-9000
 Fax (303) 649-0562

Detroit Lions

Matt Barnhart, Deanna Caldwell,
 Ben Manges
 222 Republic Drive
 Allen Park, MI 48101
 (313) 216-4000
 Fax (313) 216-4226

Green Bay Packers

Jeff Blumb, Sarah Quick,
 Adam Woullard
 1265 Lombardi Avenue
 Green Bay, WI 54304
 (920) 569-7500
 Fax (920) 569-7201

Houston Texans

Tony Wyllie, Kevin Cooper,
 Zac Emmons, Tiffani Walker
 Two Reliant Park
 Houston, TX 77054
 (832) 667-2004
 FAX: (832) 667-2188

Indianapolis Colts

Craig Kelley, Vernon Cheek,
 Justin Dickens
 7001 West 56th Street
 Indianapolis, IN 46254
 (317) 297-2658
 Fax (317) 388-0982

Jacksonville Jaguars

Dan Edwards, Hunter Robinson,
 Ryan Robinson, Alisa Abbott
 One Stadium Place
 Jacksonville, FL 32202
 (904) 633-6000
 Fax (904) 633-6055

Kansas City Chiefs

Bob Moore, Pete Moris,
 Patrick Herb, Brad Kuhbander
 One Arrowhead Drive
 Kansas City, MO 64129
 (816) 920-9300
 Fax (816) 923-4719

Miami Dolphins

Harvey Greene, Neal Gulkis,
 Michael Pehanich
 7500 SW 30th Street
 Davie, FL 33314
 (954) 452-7010
 Fax (954) 452-7055

Minnesota Vikings

Bob Hagan,
 Tom West
 9520 Viking Drive
 Eden Prairie, MN 55344
 (952) 828-6500
 Fax (952) 828-6540

New England Patriots

Stacey James,
 Casey O'Connell
 Gillette Stadium
 Foxborough, MA 02035
 (508) 543-8200
 Fax (508) 543-9053

New Orleans Saints

Greg Benseal, Ricky Zeller,
 Doug Miller
 5800 Airline Drive
 Metairie, LA 70003
 (504) 731-1799
 Fax (504) 731-1888

New York Giants

Peter John-Baptiste,
 Avis Roper
 Giants Stadium
 East Rutherford, NJ 07073
 (201) 935-8111
 Fax (201) 935-8493

New York Jets

Bruce Speight, David Tratner,
 Jared Winley, Meghan Gilmore
 1000 Fulton Avenue
 Hempstead, NY 11550
 (516) 560-8157
 Fax (516) 560-8197

Oakland Raiders

Mike Taylor,
 Brian Proctor
 1220 Harbor Bay Parkway
 Alameda, CA 94502
 (510) 864-5000
 Fax (510) 864-5160

Philadelphia Eagles

Derek Boyko, Bob Lange,
 Ryan Nissan
 One NovaCare Way
 Philadelphia, PA 19145
 (215) 463-2500
 Fax (215) 339-6745

Pittsburgh Steelers

Dave Lockett, Burt Lauten,
 Vicky Luni
 3400 South Water Street
 Pittsburgh, PA 15203
 (412) 432-7800
 Fax (412) 432-7878

St. Louis Rams

Rick Smith, Artis Twyman,
 Ryan Anderson
 One Rams Way
 St. Louis, MO 63045
 (314) 982-7267
 Fax (314) 770-9261

San Diego Chargers

Bill Johnston,
 Scott Yoffe
 4020 Murphy Canyon Rd.
 San Diego, CA 92123
 (858) 874-4500
 Fax (858) 292-2760

San Francisco 49ers

Aaron Salkin, Jason Jenkins,
 Ryan Moore
 4949 Centennial Blvd.
 Santa Clara, CA 95054
 (408) 562-4949
 Fax (408) 727-2760

Seattle Seahawks

Dave Pearson
 Lane Gammel
 11220 NE 53rd Street
 Kirkland, WA 98033
 (425) 827-9777
 Fax (425) 893-5108

Tampa Bay Buccaneers

Jeff Kamis, Jason Wahlers,
 Tony Morreale, Derek Cuculich
 One Buccaneer Place
 Tampa, FL 33607
 (813) 870-2700
 Fax (813) 387-6317

Tennessee Titans

Robbie Bohren, Dwight Spradlin,
 Cory Rush
 460 Great Circle Road
 Nashville, TN 37228
 (615) 565-4000
 Fax (615) 565-4105

Washington Redskins

Chris Helein,
 Will Norman
 21300 Redskin Park Drive
 Ashburn, VA 20147
 (703) 726-7000
 Fax (703) 726-7086

CHARGERS RADIO NETWORK

On March 10, 2005, the Chargers signed a five-year partnership with Clear Channel Communications, marking the beginning of a new era as Rock 105.3 FM becomes the new flagship station for all San Diego Chargers preseason, regular-season and postseason games. The partnership includes an enhanced programming and promotional relationship with all seven Clear Channel stations in San Diego.

Josh Lewin calls the play-by-play, former Chargers player and coach Hank Bauer handles the color commentary. Former Chargers linebacker Jim Laslavic

reports from the sidelines during home games.

Fans outside of San Diego can tune into the Chargers Radio Network, which includes KTMQ 103.3 FM in San Bernardino, Temecula and Riverside; KPXS 1010 AM in Palm Springs, Palm Desert, Indio and the Coachella Valley; KXO 1230 AM in the Imperial Valley and Yuma, Arizona; KSPA 1510 AM in Ontario, Rancho Cucamonga and the Inland Empire; KOCP 95.9 FM in Ventura; KWDJ 1360 AM in Ridgecrest; KGEO 1230 AM in Bakersfield; ESPN Radio 920 AM in Las Vegas, Nevada; and Sirius Satellite Radio.



JOSH LEWIN

Josh Lewin became the radio play-by-play voice of the Chargers in July 2005. He has been the television play-by-play announcer for the MLB Texas Rangers since 2002. Since 1996, Josh has broadcast baseball, divisional playoffs, championship series, NFL and NHL games for FOX Sports. From 1998-2001, Josh called Detroit Tigers games on Fox Sports Net Detroit and Chicago Cubs games on WGN-TV in 1997. He broadcast Baltimore Orioles games on radio from 1995-96. Josh's NFL experience includes play-by-play on SportsUSA Radio Network. He has broadcast Conference USA Football, CCHA Hockey, college basketball at Michigan State and SMU, and the Big 12 Basketball Tournament. Josh began his broadcasting career at the age of 16 with the Rochester Red Wings, the Baltimore Orioles Triple-A team in the International League. In 1994, he was the sports director at the Orioles' flagship station, WBAL. Josh graduated from Northwestern in 1990 and has written two books, "Getting in the Game" and "You Never Forget Your First." Josh and his wife, Dana, have a daughter, Kelsey, and a son, Coby.



HANK BAUER

Former Chargers running back, special teams captain and coach, Hank Bauer, handles color commentary on the team's radio broadcasts. He signed a new five-year contract in July 2005. When Bauer calls the Chargers 2007 regular-season opener against Chicago, it will mark his 400th game with the organization as a player, coach and broadcaster. A member of the Chargers 40th Anniversary All-Time Team, Bauer played seven seasons for the Chargers. He was a team captain who was voted Most Inspirational Player in 1978 and Special Teams Player of the Year in 1980 and 1981. Bauer scored 21 touchdowns during his career and set an NFL record with 52 special teams tackles in 1981, before a broken neck forced him off the field in 1983. Following his retirement, Bauer spent four seasons (1983-86) as the Chargers special teams coach. In 1987, he accepted a job as a sports anchor at News 8 in San Diego and remained there until March 2003. Bauer graduated cum laude from California Lutheran University in 1976 with a degree in physical education. In September 2003, Bauer was inducted into Cal Lutheran's first Hall of Fame class.

Former Chargers linebacker Jim Laslavic takes over as the new sideline reporter for all home games during the 2006 season. This is Jim's second-stint on the Chargers radio broadcast team. From 1989-1997, he served as a color analyst while anchoring the pregame and halftime shows. "Laz" is a native of Etna, Pennsylvania and a graduate of Penn State University where he played for legendary coach Joe Paterno. After graduating from Penn State, the Detroit Lions selected him in the third round of the 1973 NFL Draft with the 71st overall selection. In 1978, he was traded to the Chargers for a fifth and sixth-round draft pick and he spent the 1978-1981 seasons in San Diego. He spent his 10th and final NFL season with the Green Bay Packers in 1982. From 1983-89, Laz was the weekend sports anchor and a reporter at KFMB-TV (CBS) in San Diego. In 1989, he became the sports director at San Diego's



JIM LASLAVIC

NBC affiliate, KNSD-TV. Over the past 17 years, Laz has covered Super Bowls, the World Series and the Olympic Games. He resides in Coronado with his wife, Susan, and their two children, Hayley and James.

CHARGERS ON XERCN 1470 AM

In March 2007, the Chargers signed a new three-year partnership with the Uniradio Group for Spanish

Radio broadcast rights. XERCN 1470 AM is the new flagship station for all Chargers games in Spanish.



JORGE VILLANUEVA

Jorge Villanueva is in his 15th season as the Spanish voice of the Chargers. He is also a sports anchor on KBNT 17 Univision in San Diego. Villanueva has 23 years of experience in sports journalism. His play-by-play experience includes soccer, baseball and boxing. Villanueva handles the Spanish play-by-play for the Holiday Bowl and the NCAA's Bowl Championship Series. He spent the 2001-03 seasons as the football play-by-play voice for the USC Trojans and the 1994-96 seasons with the San Diego State Aztecs. In 2004, Villanueva received an invitation to join the American Sportscasters Association.



EFREN DOMINGUEZ

Efred Dominguez is in his 17th season as color analyst for the Spanish broadcasts of Chargers games. Dominguez anchors the station's halftime show and interviews with players and coaches from the locker room for the station's postgame show. He also serves with Villanueva as a color analyst for the Holiday Bowl and the NCAA's Bowl Championship Series. Dominguez spent three seasons (2001-03) as the color analyst for USC football and San Diego State football (1994-96) alongside Villanueva.



QUALCOMM STADIUM

Qualcomm Stadium, the stadium that the Chargers have called home since 1967, underwent an expansion in 1997 that included the addition of 11,500 seats, a club level, 37 new suites and a new west-end Jumbotron screen.

The centerpiece of the renovated stadium is the Chargers Club level. Chargers season ticket holders who purchase seats on the former loge level of the stadium enjoy amenities exclusive to Club members. The 7,800 Club seats are wider, padded and come equipped with an attached drink holder. To enhance the Club experience, members have wait service at their seats, featuring a menu complete with a variety of food specialties. Members also enjoy the comfort of four fan-friendly lounges where they can relax in an air-conditioned setting before, during and after the game. Restrooms on the Club level also have been upgraded.

The former Jack Murphy Stadium was renamed Qualcomm Stadium after the Qualcomm Corporation contributed \$18 million for naming rights. Additionally, the total number of parking spaces at the stadium was increased to 19,000, including 461 handicapped spaces, making the parking lot at Qualcomm Stadium

the second-largest in the National Football League. There was a significant increase in restroom capacity at the stadium, with the number of women's facilities almost doubled and the men's restroom capacity increased by 33 percent.

San Diego Stadium was originally built in 1967 as a home for the Chargers at a cost of \$27 million. It was dedicated at a Chargers-Lions game on August 20, 1967, before a crowd of 45,988. The 1997 renovation marks the second major facelift to occur at the stadium. Originally built to a capacity of 52,000, the stadium was expanded in 1984 to increase seating capacity to 60,100. The most recent renovation increased the seating capacity at the stadium to 70,000.

The team played before its first-ever sellout crowd on December 3, 1967, when 52,661 turned out to see the Chargers battle the Oakland Raiders. Last season, the Chargers played before the biggest home crowd in team history when 68,537 fans filled the stadium for a Monday Night Football game against the eventual Super Bowl Champion Pittsburgh Steelers.



Photo: Mike Nowak



TRAINING CAMP AT CHARGERS PARK

On Dec. 16, 2004, the Chargers announced that beginning in 2005, training camp would take place at Chargers Park, the team's year-round training facility that opened in 1997.

Chargers Park is one of the newest and most state-of-the-art training facilities in the National Football League. It has three practice fields, including two 100-yard natural-grass fields and a 60-yard FieldTurf synthetic turf field. Chargers President Dean Spanos invested more than \$100,000 to install the FieldTurf in April 2005.

Chargers Park is the ninth training camp site in the

45-year history of the San Diego Chargers. The team held its initial training camp in 1960 at Chapman College in Orange, California, before moving to the University of San Diego from 1961-62. In 1963, the team trained at Rough Acres Ranch in Boulevard, Calif., located in the rugged hills east of San Diego. The Chargers also trained in Escondido (1964-68), the University of California-Irvine (1969-1973), United States International University (1974-75), the University of California-San Diego (1976-2002) and the Home Depot Center in Carson, California (2003-04).

TRAINING CAMP INFORMATION

Site

Chargers Park, 4020 Murphy Canyon Road, San Diego, CA 92123
 Mailing Address: P.O. Box 609609, San Diego, CA 92160-9609
 Phone: (858) 874-4500

Public Relations Contacts

- Bill Johnston Director of Public Relations
- Scott Yoffe Assistant Director of Public Relations
- Jamaal LaFrance Media Relations Coordinator
- Jennifer Rojas Public Relations Assistant
- Joel Price Manager, Internet Services
- Casey Pearce Managing Editor – Web Site & Publications

Dates

- July 27 Camp opens, all players report
- July 28 First practice
- Aug. 24 Camp closes

Cutdown

- Aug. 28 75 players
- Sept. 1 53 players

Sites

- Chargers Park, San Diego 2005-07
- The Home Depot Center, California State University, Dominguez Hills, Carson 2003-04
- University of California-San Diego, La Jolla 1976-2002
- United States International University, San Diego 1974-75
- University of California-Irvine, Irvine 1969-1973
- Travelodge, Escondido 1964-68
- Rough Acres Ranch, Boulevard 1963
- University of San Diego 1961-62
- Chapman College, Orange 1960



HISTORY OF THE CHARGERS UNIFORM

1960

The helmet was white with a gray facemask. It had a dark blue bolt and black numbers that were outlined in gold. The Chargers home jersey was Collegiate blue. It had white numbers on the front, back and sleeves outlined in gold. There was also a white strip on each shoulder that had a dark blue bolt outlined in gold. The Chargers road jersey was white. It had Collegiate blue numbers on the front, back and sleeves outlined in gold. There were white lightning bolts on the sleeves outlined in gold. There was also a Collegiate blue strip on each shoulder that had a white bolt outlined in gold. The pants were white and had a dark blue lightning bolt outlined in gold running down each leg. Owner Barron Hilton chose lightning bolts because he associated a "Charge" of lightning with a lightning bolt. He also liked the bolts that were on the helmets of the Air Force Academy football team, but wanted something slightly different, so he had the "Chargers Bolt" designed to be different and placed them on the uniforms.

1961-65

The bolt on the helmet, shoulders and pants is changed to gold. On the home jersey, helmet and pants, the bolt is outlined in blue and on the road jersey, it is outlined in white.

1966

The bolt on the helmet is changed to dark blue. The pants are changed to gold and they have a solid white stripe running down each leg, outlined in blue. The stripe replaces the lightning bolt.

1967

The gold bolt is placed back on the helmet with a blue outline. The home jersey is a darker shade of blue and has white numbers on the front, back and sleeves. There was also a white strip on each shoulder that had a gold lightning bolt. The road jersey had the darker blue numbers also on the front, back and sleeves. There was a blue strip on each shoulder with a gold lightning bolt. The lightning bolt is placed back on the pants. It's dark blue in color and outlined in white.

1968-71

The home jersey is changed to Powder blue with white numbers on the front, back and sleeves. There was a white strip on each shoulder that had a gold lightning bolt outlined in blue. The road jersey is still white with Powder blue

numbers on the front back and sleeves. There is a Powder blue strip on each shoulder that had a gold lightning bolt outlined in white.

1972

The lightning bolt on the pants is again replaced by a solid white stripe running down each leg, outlined in Powder blue.

1973-78

The numbers on the home uniform are changed to gold and outlined in white. The numbers on the road uniform remain Powder blue and are outlined in gold.



San Diego Chargers 2007 Uniforms

Photo: Mike Nowak

1979-83

The helmet is changed to Navy blue with a gold facemask. It has a gold lightning bolt outlined in Navy blue and white. The primary jersey is white with Royal blue numbers outlined in white and gold. The secondary jersey is Royal blue. It features gold numbers on the front, back and sleeves outlined in blue and white. The lightning bolt is brought back to the pants. It is white with a Royal blue outline.

1984

The white lightning bolt on the pants is placed inside a blue strip. A patch is worn on the front of the jersey celebrating the Silver Anniversary of the Chargers being an original American Football League franchise.

1985

The home jersey is changed to Navy blue. It has gold numbers on the front, back and sleeves outlined in Navy blue and white. There was a white strip on each shoulder that had a gold lightning bolt outlined in Navy blue. The road jersey is white. It has Navy blue numbers on the front, back and sleeves outlined in white and gold. There was a Navy blue strip on each shoulder that had a gold lightning bolt outlined in Navy blue and white. The strip on the pants is changed to Navy blue. The lightning bolt on the pants is gold with a Navy blue and white outline.

1986-87

The number on the front, back and sleeves of the home jersey is changed to white with a Navy blue and gold outline.

1988-89

The lightning bolt on the helmet is changed from gold to white. It features a Navy blue and gold outline. The facemask on the helmet is changed from gold to Navy blue. The white strip on the Navy blue home jersey is removed, leaving a

white lightning bolt outlined in Navy blue and gold. The lightning bolt on the shoulders of the road jersey is changed to white with a Navy blue and gold outline. It remains on a Navy blue strip. The lightning bolt on the pants is removed and replaced with a Navy blue strip outlined in white and gold.

1990-91 The road pants are changed to Navy blue. They have a white stripe down each pant leg outlined in Navy blue and gold.

1992-06 The white lightning bolt is returned to the pants. On the home white pants, it is outlined in Navy blue and gold and is in a blue strip down each pant leg. On the road Navy blue pants, there is just a white lightning bolt outlined in Navy blue and gold down each pant leg. There is no strip on the road pants.

2007

The Chargers' new uniforms feature Navy blue jerseys and white pants for most home games, white jerseys and Navy pants for road games, and Powder blue jerseys with white pants for designated home games. On all the jerseys, the bolt has been moved down the sleeve, below the shoulder. The bolt is Gold and outlined in both powder blue and Navy. On the Navy and Powder blue jerseys, the bolt is in a white strip and on the white jerseys, the bolt is in a Navy blue strip. The numbers are now on the shoulder above the bolt. The front of all the jerseys have Chargers scripted across the front above the numbers and below the NFL shield. The team name, the numbers and the player's names all feature a new font. The home white pants feature a strip down the side of each pant leg with a curved bolt in a Navy strip to be worn with the Navy jerseys and a Powder blue strip to be worn with the Powder blue jerseys. The Navy pants feature the same bolt inside of a white strip down each pant leg. The helmet is changed to metallic-white that features a Gold bolt which is outlined in both Powder blue and Navy.





Chargers National TV Night Games

(Total Night Games: 27-31, .466; Home Night Games: 20-21, .488)

Day	Date	Opponent	W-L	Score	Day	Date	Opponent	W-L	Score
Mon.	10/12/70	Green Bay	L	20-22	Sun.	11/14/93	Chicago	L	13-16
Mon.	11/15/71	St. Louis	W	20-17	Mon.	11/29/93	at Indianapolis	W	31-0
Mon.	11/13/72	Cleveland	L	17-21	Sun.	12/12/93	Green Bay	L	13-20
Mon.	12/15/75	N.Y. Jets	W	24-16	Mon.	12/27/93	Miami	W	45-20
Mon.	12/04/78	Chicago	W	40-17	Sun.	09/04/94	at Denver	W	37-34
Thu.	10/25/79	at Oakland	L	22-45	Mon.	12/05/94	L.A. Raiders	L	17-24
Mon.	12/17/79	Denver	W	17-7	Mon.	10/09/95	at Kansas City	L	OT 23-29
Sun.	10/26/80	at Dallas	L	31-42	Sun.	11/05/95	Miami	L	14-24
Thu.	11/20/80	at Miami	W	OT 27-24	Mon.	11/27/95	Oakland	W	12-6
Mon.	12/22/80	Pittsburgh	W	26-17	Mon.	10/21/96	Oakland	L	14-23
Mon.	09/07/81	at Cleveland	W	44-14	Mon.	11/11/96	Detroit	W	27-21
Mon.	11/16/81	at Seattle	L	23-44	Sun.	12/01/96	New England	L	7-45
Mon.	12/21/81	Oakland	W	23-10	Sun.	12/22/96	Denver	W	16-10
Mon.	11/22/82	at L.A. Raiders	L	24-28	Thu.	10/16/97	at Kansas City	L	3-31
Mon.	12/20/82	Cincinnati	W	50-34	Sun.	11/16/97	Oakland	L	13-38
Mon.	09/12/83	at Kansas City	W	17-14	Sun.	11/30/97	Denver	L	28-38
Mon.	10/31/83	Washington	L	24-27	Sun.	11/29/98	Denver	L	16-31
Thu.	12/01/83	L.A. Raiders	L	10-42	Sun.	10/29/00	Oakland	L	13-15
Mon.	09/24/84	at L.A. Raiders	L	30-33	Mon.	10/27/03	Miami*	L	10-26
Mon.	10/29/84	Seattle	L	0-24	Sat.	01/08/05	N.Y. Jets^	L	OT 17-20
Mon.	12/03/84	Chicago	W	20-7	Sun.	09/25/05	N.Y. Giants	W	45-23
Mon.	10/28/85	at L.A. Raiders	L	21-34	Mon.	10/10/05	Pittsburgh	L	22-24
Sun.	12/08/85	Pittsburgh	W	54-44	Sun.	12/04/05	Oakland	W	34-10
Mon.	10/06/86	at Seattle	L	7-33	Mon.	09/11/06	at Oakland	W	27-0
Thu.	11/20/86	L.A. Raiders	L	10-42	Sun.	10/08/06	Pittsburgh	W	23-13
Sun.	11/15/87	L.A. Raiders	W	16-14	Sun.	11/19/06	at Denver	W	35-27
Sun.	11/06/88	L.A. Raiders	L	3-13	Sun.	12/17/06	Kansas City	W	20-9
Sun.	11/12/89	L.A. Raiders	W	14-12					
Sun.	11/25/90	Seattle	L	OT 10-13					
Sun.	12/01/91	L.A. Raiders	L	7-9					
Sun.	11/29/92	L.A. Raiders	W	27-3					

^ AFC Wild Card Playoff game

* Game played at Arizona's Sun Devil Stadium due to San Diego wildfires

Overtime Games (12-18, .400)

Date	Opponent	W-L	Score	Toss
Sun. Nov. 27, 2005	at Washington	W	23-17	W
Sat. Jan. 8, 2005	N.Y. Jets^	L	17-20	W
Sun. Dec. 26, 2004	at Indianapolis	L	31-34	L
Sun. Sept. 28, 2003	at Oakland	L	31-34	W
Sun. Dec. 29, 2002	Seattle	L	28-31	L
Sun. Dec. 1, 2002	Denver	W	30-27	L
Sun. Nov. 17, 2002	San Francisco	W	20-17	W
Sun. Oct. 20, 2002	at Oakland	W	27-21	W
Sun. Dec. 2, 2001	at Seattle	L	10-13	L
Sun. Oct. 14, 2001	at New England	L	26-29	W
Sun. Oct. 15, 2000	at Buffalo	L	24-27	L
Sun. Nov. 21, 1999	Chicago	L	20-23	L
Mon. Oct. 9, 1995	at Kansas City	L	23-29	L
Sun. Dec. 8, 1991	at Kansas City	L	17-20	L
Sun. Oct. 20, 1991	Cleveland	L	24-30	W
Sun. Nov. 25, 1990	Seattle	L	10-13	W
Sun. Nov. 1, 1987	Cleveland	W	27-24	L
Thu. Nov. 20, 1986	L.A. Raiders	L	31-37	L
Sun. Nov. 17, 1985	at Denver	L	24-30	W
Sun. Nov. 10, 1985	L.A. Raiders	W	40-34	W
Sun. Nov. 18, 1984	Miami	W	34-28	W
Sun. Sept. 25, 1983	Cleveland	L	24-30	L
Sat. Jan. 2, 1982	at Miami*	W	41-38	W
Sun. Oct. 25, 1981	at Chicago	L	17-20	L
Thu. Nov. 20, 1980	at Miami	W	27-24	W
Sun. Sept. 14, 1980	Oakland	W	30-24	L
Sun. Nov. 12, 1978	Kansas City	W	29-23	L
Sun. Dec. 5, 1976	San Francisco	W	13-7	W
Sun. Nov. 30, 1975	at Denver	L	10-13	L
Sun. Oct. 12, 1975	L.A. Rams	L	10-13	W

^ AFC Wild Card Playoff

* AFC Divisional Playoff

FIND THE REST OF IT HERE...

at **CHARGERS.COM**

/mediaguide

- More stats and special features.
- Updated History section covering the Chargers greats, epic eras, all-time records and uniform history pictorial.
- More videos, more pictures and more downloads in the Fan Zone.
- Bigger message boards and the Chargers Insider blog.
- The Charger Girls and so much more.



CHARGERS.com



READY TO
STRIKE

**BUD
LIGHT**
B E E R

*Brewed with the Finest
Ingredients for a
Smooth Taste*

**Always
Worth It™**

RESPONSIBILITY MATTERS™
©2007 Anheuser-Busch, Inc., Bud Light® Beer, St. Louis, MO