

2010

SAN DIEGO CHARGERS

MEDIA

GUIDE

LEAD THE
CHARGE!
2/0/10

IT'S ALMOST THIS EASY



OFFICIAL
**PRO
SHOP**

SHOP ONLINE AT SHOP.CHARGERS.COM

2010 SCHEDULE

<u>PRESEASON</u>	<u>OPPONENT</u>	<u>KICKOFF</u>	<u>TV</u>
SAT. AUG. 14	CHICAGO BEARS	6:00 p.m.	CBS
SAT. AUG. 21	DALLAS COWBOYS	6:00 p.m.	CBS
Fri. Aug. 27	at New Orleans Saints	5:00 p.m.	CBS
Thur. Sep. 2	at San Francisco 49ers	7:00 p.m.	CBS
<u>REGULAR SEASON</u>			
Mon. Sep. 13	at Kansas City Chiefs	7:15 p.m.	ESPN
SUN. SEP. 19	JACKSONVILLE JAGUARS	1:15 p.m.	CBS
Sun. Sep. 26	at Seattle Seahawks	1:15 p.m.	CBS
SUN. OCT. 3	ARIZONA CARDINALS	1:15 p.m.	FOX
Sun. Oct. 10	at Oakland Raiders	1:15 p.m.	CBS
Sun. Oct. 17	at St. Louis Rams	10:00 a.m.	CBS
SUN. OCT. 24	NEW ENGLAND PATRIOTS	1:15 p.m.	CBS
SUN. OCT. 31	TENNESSEE TITANS	1:05 p.m.	CBS
Sun. Nov. 7	at Houston Texans	10:00 a.m.	CBS
Sun. Nov. 14	BYE		
MON. NOV. 22	DENVER BRONCOS	5:30 p.m.	ESPN
Sun. Nov. 28	at Indianapolis Colts*	5:20 p.m.	NBC
SUN. DEC. 5	OAKLAND RAIDERS*	1:05 p.m.	CBS
SUN. DEC. 12	KANSAS CITY CHIEFS*	1:15 p.m.	CBS
THU. DEC. 16	SAN FRANCISCO 49ERS	5:20 p.m.	NFLN
Sun. Dec. 26	at Cincinnati Bengals*	5:20 p.m.	NBC
Sun. Jan. 2	at Denver Broncos*	1:15 p.m.	CBS

All times Pacific. Home games in **BOLD**.

+ Subject to change due to the NFL's Flexible Scheduling.

All Chargers games can be heard on radio on Rock 105.3 FM and XTRA Sports 1360 AM, and in Spanish on XHFG 107.3 FM

For home games, local blackout rules apply.



TABLE OF CONTENTS

2010 Schedule	1
Game-Day Information	3
Directory	4

OWNERSHIP, COACHING & ADMINISTRATION

Alex G. Spanos	6
Dean A. Spanos	7
Michael A. Spanos	9
Mark Fabiani	10
A.J. Smith	11
Ed McGuire	12
Norv Turner	13
Assistant Coaches	15
Player Personnel	22
Football Staff	24
A.G. Spanos	26
Administration	26

PLAYERS

Veterans & Returning Players	34
Draft Choices	108
Undrafted Rookies & First-Year Players	110
Rosters	115

2009 IN REVIEW

Final NFL Standings	118
Regular-Season Stats	119
Game-by-Game Team Stats	120
Game-by-Game Opponent's Stats	121
Takeaway-Giveaway Ratio	122
Starting Lineups	122
Participation Chart	123
Game Summaries	124

RECORDS

Individual Records	134
Team Records	137
Career Top 10	141
Single-Season Top 10	142
All-Time 300-Yard Passing Games	144
All-Time 100-Yard Rushing Games	145
All-Time 100-Yard Receiving Games	146
All-Time 200-Yard All-Purpose Games	149
Chargers 10 Longest	150
Opponent 10 Longest	150
Opponent Top Performances	151
The Last Time	152
Individual Postseason Records	153
Team Postseason Records	154

YEAR-BY-YEAR STATISTICS

1960 – 2009	156
-------------------	-----

HISTORY

Series Results	208
Preseason Results	211
Quarterbacks Records as Starters	213
Starting Quarterbacks by Year	213
Postseason History	215
NFL Honors	228
San Diego Chargers Honors	231
Chronology	233
Draft History	238
Trade History	242
History of the Chargers Uniform	245
Head Coaches	246
Assistant Coaches	246
All-Time Roster	247
All-Time Colleges	252

GENERAL INFORMATION

2010 NFL Regular-Season Schedule	254
2010 NFL Postseason Schedule	255
2010 NFL Preseason Schedule	255
Chargers on Radio	256
Chargers en Español	257
Qualcomm Stadium	257

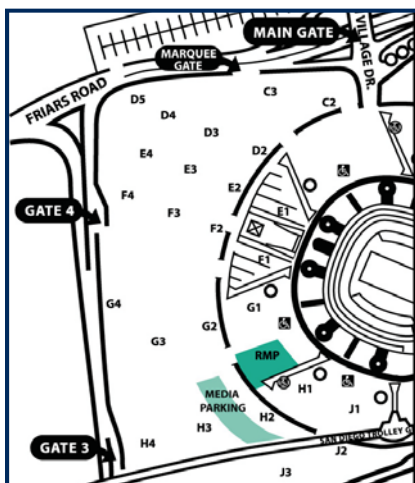
MISCELLANEOUS RECORDS & INFORMATION

2010-11 NFL Important Dates	10
Chargers' 10 Largest Margins of Victory	42
Chargers' Greatest Comeback Wins	47
Postseason Results	51
Regular-Season Seat Sales and Attendance	57
Chargers' National TV Night Games	59
Top 10 Home & Road Attendance Figures	62
Top 10 Warmest & Coldest Games	96
Top 10 Offensive & Defensive Performances	102
Overtime Games	106
Training Camp Information	132
Ticket Information	206
Chargers in the "Power Blues"	214
Offensive & Defensive Rankings by Year	232
Chargers' Regular-Season Streaks	256

GAME-DAY INFORMATION

GAME-DAY MEDIA PARKING: Media attending Chargers home games have been assigned reserved areas to park at Qualcomm Stadium. Please refer to the map below or on the back of your assigned parking permit. Please remember you must park in your assigned area and display your parking permit at all times. As a reminder, parking is limited and is being provided as a courtesy to working media.

MEDIA ENTRANCE: All credentialed media must enter at Gate H and are subject to a search procedure. Please be prepared to open all cases and bags for inspection by stadium security personnel. All items will be inspected and tagged for security purposes. Please make sure your bags are identifiable and limit carry-in items to only what is necessary. Remove any security tags from prior games.



The public relations department of the San Diego Chargers serves as liaison between the team and the public and media. Please contact us with all requests for information or game credentials.

San Diego Chargers Public Relations Department

Bill Johnston, Director of Public Relations
Scott Yoffe, Assistant Director of Public Relations
Jamaal LaFrance, Media Relations Coordinator
Jennifer Rojas, Corporate Communications Coordinator
Joel Price, Manager, Internet Services
Christopher Smith, Managing Editor—Web Site & Publications

P.O. Box 609609
San Diego, CA 92160-9609
OFFICE: (858) 874-4500
FAX: (858) 292-2760

Chargers.com and Chargersmedia.com

Chargers.com features the latest news on the San Diego Chargers, including player features. The site also includes player bios, rosters, the depth chart, transactions and more. It is the quickest and easiest way to find the latest information on the San Diego Chargers.

Chargersmedia.com is a password-protected site that allows the media exclusive access to press releases, a downloadable version of the team's media guide, feature clips, etc. as well as the ability to request game credentials. Credential requests must be submitted by the sports director, sports editor or photo editor to be considered. Contact the Chargers public relations department for the Web site's log-in ID and password.

Press Will Call

Press Will Call is located at Gate H and opens four hours prior to kickoff.

Media Telephones

Media wishing to obtain a dedicated phone line in the press box should contact Gary Brashear of San Diego Sports Communications at (619) 281-1500.

Press Box

The telephone number in the Qualcomm Stadium press box is (619) 641-5160. The press box is equipped with WiFi technology. Contact the Chargers' PR staff for additional support.

Ticket Information

The Chargers ticket office at Qualcomm Stadium is located at Gate C. For information, call the Chargers ticket office at 1-877-CHARGERS or TicketMaster at (800) 745-3000.

The Media Guide is a publication of the San Diego Chargers. Copyright © 2010 San Diego Chargers.
Chargers Editorial Offices: 4020 Murphy Canyon Road, San Diego, CA 92124, (858) 874-4500.



DIRECTORY

OWNERSHIP

Owner	Alex G. Spanos
President—CEO	Dean A. Spanos
Executive Vice President	Michael A. Spanos
Special Counsel to the President	Mark Fabiani
Executive Assistant to the President	Cheri Pedersen

PLAYER PERSONNEL

Executive Vice President—General Manager	A.J. Smith
Executive Vice President of Football Operations—Assistant General Manager	Ed McGuire
Director of Player Personnel	Jimmy Raye
Director of College Scouting	John Spanos
Senior Executive	Randy Mueller
Director of Pro Scouting	Dennis Abraham
Pro Scout	Bryan Cox
Assistant Director of College Scouting	Mike Biehl
National Scout	Tom McConnaughey
Scouts	Tom Gibbons, Jim Jauch, Ed Langsdorf, Paul Skansi
Executive Assistant—Player Personnel	Chris Hobbs
Assistant—Player Personnel	Travis Lash
Executive Assistants	Tricia Campanella, Elizabeth Spatola

FOOTBALL STAFF

Head Athletic Trainer	James Collins
Assistant Athletic Trainers	Damon Mitchell, Will Rogers
Director of Video Operations	Brian Duddy
Assistant Director of Video Operations	Jason Negus
Video Assistant	Matt LeValley
Director of Player Development	Arthur Hightower
Equipment Manager	Bob Wick
Assistant Equipment Manager—Field Manager	Chris Smith
Equipment Assistant	Kevin Duddy

COACHING

Head Coach	Norv Turner
Offensive Coordinator	Clarence Shelton
Defensive Coordinator	Ron Rivera
Tight Ends & Assistant Head Coach	Rob Chudzinski
Special Teams	Steve Crosby
Assistant Secondary	Cris Dishman
Offensive Line	Hal Hunter
Defensive Line	Don Johnson
Wide Receivers	Charlie Joiner
Linebackers	John Pagano
Quarterbacks	John Ramsdell
Offensive Line	Mike Sullivan
Secondary	Steven Wilks
Assistant Linebackers	Greg Williams
Running Backs	Ollie Wilson
Strength and Conditioning	Jeff Hurd
Assistant Strength and Conditioning	Vernon Stephens
Coaches Assistant	Steve Gera
Assistant to the Head Coach	Margie Smith
Football Administrative Assistant	Regis Eller

ADMINISTRATION

Executive Vice President—Executive Officer	A.G. Spanos
Executive Assistant	Yolanda Tyus
Executive Vice President	Jeremiah T. Murphy
Executive Vice President—Chief Financial Officer	Jeanne M. Bonk
Controller	Marsha Wells
Assistant Controller	Rich Alexander
Accounting Manager	Chrystal Lee
Accounts Payable	Grace Parra
Accounts Receivable	Lesley Parker
Payroll/Human Resources	Starlene Gangitano
Senior Vice President—Chief Marketing Officer	Ken Derrett
Executive Assistant	Rachelle Pool
Vice President of Marketing Partnerships	Denny O’Leary
Senior Manager, Marketing Partnerships & Broadcasting	S. Brandon Ward
Corporate Sales Managers	Doug Carnahan, Chris Lee
Manager, Business Development	Nicoletta Ruhl
Senior Manager, Client Services	Amy Klutz
Manager, Marketing Production	Erin VandenBergh
Coordinator, Marketing Partnerships	Jennifer Stakiw
Senior Director of Ticket Sales & Services	Todd Poulsen
Managers, Premium Seating Sales	Emily Gowdy, Tom Milks
Manager, Suite Services	Allison Escott
Managers, Ticket Sales	Steve Pankowski
Account Executive	Marissa Eggers
Premium Seat Services Coordinator	Katy Ellquist
Director of Business Operations	John Hinek
Business Operations Assistant	John Leatherwood
Receptionist	Georgette Rogers
Facilities Coordinator	Chuck Sandusky
Head Staff Assistant	Paul Chapman
Staff Assistant	JayJay Maniquis
Director of Public Relations	Bill Johnston
Assistant Director of Public Relations	Scott Yoffe
Media Relations Coordinator	Jamaal LaFrance
Corporate Communications Coordinator	Jennifer Rojas
Manager, Internet Services	Joel Price
Managing Editor—Web Site & Publications	Christopher Smith
Director of Public Affairs & Corporate/Community Relations	Kimberley Layton
Community Relations Coordinator	James Bourguignon
Director of Security	Dick Lewis
Director of Stadium/Game Operations & Special Events	Sean O’Connor
Creative Services Manager	Kevin Daly
Stadium Operations Manager	Tom Carson
Director of Ticket Operations	Michael L. Dougherty
Ticket Operations Assistant	Betsy Pyle
Director of Guest Services	Shirley Aboyme
Guest Services Manager	Wilson Cluney
Club Seat Services Manager	Mekaela Berry
Guest Services Representatives	James Navarra, Jose Virgen
Guest Services Representatives	Julie Dalforno, Joanne Hernandez
Team Doctors	Dr. David Chao, Dr. Tal David, Dr. Jerry Hizon, Dr. Calvin Wong





ALEX G. SPANOS

OWNER

Alex Spanos and his wife Faye are a shining example of how the American spirit of hard work and determination can pay off for those willing to follow their dreams.

In 1951 at the age of 27, Alex Spanos decided he could no longer support his growing family on \$40 per week working in his father's bakery. So he borrowed \$800, purchased a used catering truck and set out on his own by providing catering and support services for the migrant farm workers in California's Central Valley.

From those humble beginnings, Spanos' tireless work ethic built one of the leading real estate and development companies in the industry, and today he is the patriarch of one of the most accomplished and philanthropic families in the United States.

A.G. Spanos Companies is among the nation's largest family-owned construction companies, and his personal commitment to quality and integrity is now carried on by his family in the daily operation and management of the San Diego Chargers as well as the 10 companies that bear his name.

Spanos made family part of his formula for business success. The A.G. Spanos organization, including the Chargers, is a family-run operation.

Spanos' amazing journey and his passion for giving back is outlined in his autobiography, "Sharing the Wealth: My Story," a compelling first-hand account of the events and decisions in his life that became his basic fundamentals for success.

His success in the construction and development industry allowed him to pursue many dreams, including purchasing the Chargers on Aug. 1, 1984. Alex turned over the day-to-day operations of the Chargers to his oldest son, Dean, in 1994. Today he enjoys his retirement and watching sons, Dean and Michael, along

with grandsons, A.G. and John, guide the Chargers organization to success.

Spanos' community spirit and generosity are renowned in San Diego, throughout the State of California, and around the world. Few can match the benevolence and philanthropy that Alex and Faye have shown in support of deserving institutions and community-service efforts.

San Diego, Spanos' home away from home, has been a leading beneficiary of his generosity and can-do attitude. San Diegans have Spanos

to thank for the huge economic windfall of two Super Bowls and a Republican National Convention to San Diego. In addition to the Spanos family's huge personal contributions, the Chargers Community Foundation, which Spanos established, has delivered more than \$9 million to help San Diego's youth by supporting education as well as health and fitness programs.

In 2008 Spanos was awarded the Medal of the Commander of the Order of Honor by the President of the Hellenic Republic, Mr.

Karolos Papoulias. The honor came in recognition of the many contributions to his country of heritage, Greece.

These acts of caring demonstrate the commitment of a man whose rags-to-riches story has been an inspiring example for others. Though his life has taken him places he never dreamed possible, he has always maintained roots in his family, friends and hometown of Stockton, California.

Alex and Faye are celebrating 62 years of marriage this year (Aug. 22). And they will celebrate with their four children – Dean, Dea (Mrs. Ron Berberian), Alexis (Mrs. Barry Ruhl), and Michael – 15 grandchildren, and three great-grandsons.



Chargers Owner Alex Spanos and his wife Faye will celebrate 62 years of marriage in 2010. Spanos purchased the Chargers in 1984.

OWNERSHIP, COACHING & ADMINISTRATION





DEAN A. SPANOS

President – Chief Executive Officer

Under Dean Spanos' leadership, the San Diego Chargers have become one of the NFL's most successful and respected franchises.

Spanos has provided the direction and resources to build and maintain a winning environment and one of the league's most talented rosters. As a result, the Chargers have won 70 games over the past six seasons, including three playoff games, four consecutive AFC West titles (2006-09), and five titles in the past six years. Only three teams have won more games during that span.

Spanos has spearheaded the effort to make Chargers games the most enjoyable in the NFL and fans have responded, helping the team record 48 consecutive regular-season and postseason sellouts at Qualcomm Stadium. These efforts were acknowledged in 2006 when the Chargers were named the League's most fan-friendly team by FansVoice.com.

It was 1994 when Spanos became President and Chief Executive Officer of the Chargers. That same year turned into the most successful and memorable season in Chargers' history as the team took San Diego for a wild ride all the way to Super Bowl XXIX.

Since then, Spanos has continued to serve as president of both the Chargers and all Spanos corporate entities. He oversees all business and football operations for the Chargers while also serving on the NFL's Business Ventures, International, Legislative and Management Council Executive Committees. Also, as president of the A.G. Spanos Companies, he and his brother, Michael, oversee all construction operations nationwide.

Spanos' commitment to San Diego and the team is undeniable. He has dedicated years of hard work and millions of dollars to develop a plan to give San Diegans a modern Super Bowl-quality stadium and secure a long-term home for their football team. The reason for this heartfelt bond: Dean, his wife Susie, and their two sons, A.G. and John, proudly have called San Diego home for more than 25 years.

CONTINUES TRADITION OF GIVING

As the franchise's ultimate decision-maker, Spanos has continued the long-standing tradition of community service and support established by the Spanos family and the Chargers.

Spanos' heartfelt commitment to San Diego has played a key role in the team's success. The Spanos family is recognized as one of pro football's most philanthropic families and one of Southern California's most active and caring contributors. Their financial and emotional support of youth sports and education in San Diego is unmatched.

"My family and I are proud to be a part of the San Diego community," said Spanos. "I'm very fortunate to be in a position to help the people who have been so supportive of the Chargers over the years."

The Chargers Community Foundation continues to be a leader in assisting schools, honoring volunteers, supporting youth sports and aiding critical causes important to the community. Along the way, the Foundation has provided more than \$9 million to provide a wide range of services and resources for programs directly affecting youth and families in the county.

The Foundation's largest on-going program, Chargers Champions, was created in 1999 specifically to help San Diego County's schools and students. In the program's 10th anniversary in 2009, the program surpassed the \$4 million mark in providing direct assistance to local schools, teachers and students.

The focus of Chargers Champions is to improve the fitness levels of students in the county. To do this, Chargers Champions provides grants directly to San Diego County schools for physical fitness, nutrition and athletic programs on area campuses.

Local student-athletes received a giant boost in 2000 when the Spanos family and Chargers Community Foundation supplied the initial funding to organize the first-ever freshman football and girls volleyball programs in the 16 San Diego City high schools. This major public-private partnership created more than 1,000 extracurricular opportunities for students.





Dean Spanos, *continued*

Youth football in San Diego also has known no greater champion than the Spanos family and the Chargers. Spanos' financial support made possible the creation of a new Challenger Division for San Diego's Palomar Pop Warner League. This devotion to youth football led the national organization of Pop Warner to name the Chargers the 2007 Pop Warner NFL Team of the Year.

In 2007, when wildfires ravaged San Diego County for the second time in five years, Spanos jumped to the forefront with a \$1 million donation to aid affected families and the recovery effort. He made an identical \$1 million contribution immediately following the wildfires that hit the community in 2003.

Spanos also is a strong supporter of San Diego's Police, Fire and Sheriff's departments. Thanks to his generosity, Critical Communications Centers have been upgraded and mobile command units for the Police department have been purchased. Wildfire fighting gear also has been purchased as has other fire-fighting equipment for local agencies. And in response to an increase in child abduction cases, Spanos hosted and paid for critical law enforcement training classes for the Sheriff's department.

Spanos continues to be a major force in the San Diego business and civic communities. He is a major contributor to Rady Children's Hospital, San Diego's High School Sports Association, the San Diego Blood Bank, STAR/PAL, the Huntington's Disease Society of America, San Diego State University's Campanile Foundation, University of San Diego and the San Diego Police Foundation.

A huge economic benefit to the community came in 1998 when Dean and Alex Spanos secured Super Bowl XXXII for the City of San Diego. It marked the second time in five years that the San Diego region enjoyed the huge financial windfall from hosting a Super Bowl. Super Bowl XXXVII in January 2003 brought more than \$300 million to the San Diego economy.

COMMUNITY HONORS

Community honors come frequently to Dean and his wife, Susie.

Spanos was honored in 2006 with an appointment by President George W. Bush to be a Member of the Board of Trustees of the John F. Kennedy Center for the Performing Arts.

Spanos had the unique distinction of being a second-generation recipient of the renowned Ellis Island Medal of Honor in 2002, 16 years after his

father was similarly honored. He was also inducted into the DeMolay International Alumni Hall of Fame in 2002. DeMolay International is an organization dedicated to preparing young men to lead successful and productive lives.

Just this year the American Diabetes Association honored Spanos at its annual Fathers of the Year dinner. In 2007, the local Salvation Army named Dean and Susie as their Most Valuable Philanthropists. In 2006, he was the honored recipient of the Golden Achievement Award from the Boys & Girls Clubs of San Diego. In addition that year, Junior Achievement of San Diego honored him for his community leadership and specifically for his support of youth education initiatives by inducting him into its Hall of Fame.

The Warner Award, the top honor of the national Pop Warner football organization, was bestowed on him for his commitment to youth football and its Little Scholars education initiative in 2005. The San Diego Chapter of the National Football Foundation also presented Dean with its highest honor, the Distinguished American Award. In 2004, the Police Historical Society presented him with their first Cota Award for community philanthropy and support of law enforcement.

In 2001, the San Diego Hall of Champions Sports Museum presented Dean and Susie with their Community Champions Award, the Hall's most distinguished award. The couple also received the Harold Leventhal Community Service Award in 2003, the top national award of the Huntington's Disease Society of America.

BUSINESSMAN AND FAMILY MAN

Dean Alexander Spanos was born in Stockton, California. He earned varsity letters in football and golf at Lincoln High School in Stockton. Dean received Lincoln High School's Hall of Fame Award, which honors alumni whose contributions and accomplishments are representative of the school. He was recognized for his achievements in the areas of business and athletics. Spanos continued his golfing career at the University of the Pacific in Stockton where he graduated in 1972 with a degree in business administration. He maintains close ties with his alma mater, having served as a Regent at the University.

An avid golfer since his college years, Dean has been on the winning team in five Pro-Am tournaments, including back-to-back wins in



1990 at the Bob Hope Chrysler Classic and the AT&T National Pro-Am at Pebble Beach with partner Hubert Green. He successfully defended his title at the Hope Classic in 1991. Spanos' first win came with Green at the 1985 Bing Crosby Pro-Am at Pebble Beach, where he was awarded the "Most Valuable Amateur" trophy for supplying the most help to his professional partner. Later that year, his second win came in the 1985 Senior Players Reunion Pro-Am in Dallas, where he teamed with Billy Casper.

Susie received one of San Diego's most prestigious awards in 2001 when she was honored as a "Woman of Dedication" by the Salvation Army. She also has been named the Woman of the Year by the San Diego Leukemia Society for her philanthropic work in the community. Susie is active in and on the board of many charitable organizations in San Diego, including the San Diego Women's Foundation. She also is an advisory member of Las Patronas, one of San Diego's leading non-profit organizations. Susie has been a driving force in supporting the San Diego Blood Bank and its umbilical cord blood program, helping the Chargers' annual blood drive become one of the most successful in the nation.

Son Alexander Gus (A.G.) is the Chargers' executive vice president-executive officer. Previously he spent five years as the team's director of marketing programs and business development. A.G. is a graduate of the business

school at the University of Southern California. Prior to joining the Chargers full time in 2001, he worked in the NFL Europe office in London and at the NFL office in New York. As a freshman, A.G. attended Tufts University in Medford, Mass., where he was a member of the football team. In high school, he earned six varsity letters as a two-sport athlete (basketball and football) at La Jolla Country Day School.

Son John Dean is the team's director of college scouting. Previously he was the assistant director after serving as a pro and college scout. Spanos graduated from Wake Forest University with a degree in business in 2002. He also interned one summer and later worked one year at the NFL Management Council's office in New York. While at The Bishop's School in La Jolla, John earned nine varsity letters in a variety of sports – football, basketball and golf – and played on three championship teams.

EXECUTIVE STAFF



CHERI PEDERSEN
Executive Assistant
to the President



MICHAEL A. SPANOS

Executive Vice President

Michael A. Spanos became executive vice president of the Chargers in 1995. In that capacity, he assists in financial and management matters pertaining to the team. Michael joins his brother, President-CEO Dean Spanos, in steering the direction of the organization.

As executive vice president of the A.G. Spanos Companies, Michael is responsible for the construction and development activities of the organization around the country. He monitors and oversees the office divisions in the states where the company builds and develops. His responsibilities also extend to the areas of property management, land acquisition, as well as to the

preparation of all plans for any future direction and growth of the company's construction and land development activities. From the company headquarters in Stockton, Michael travels regularly across the country to monitor and manage building projects in several states.

Born in Stockton, California in 1959, he attended Lincoln High School and graduated from the University of the Pacific, where he earned a bachelor's degree in business administration. In 1989, Michael was appointed to the Board of Regents at the University of the Pacific, where he served for five years. Michael continues to contribute both his time and resources to the development of several projects involving youth sports and education. He and his wife, Helen, reside with their five children in Stockton, California.



MARK FABIANI

Special Counsel to the President

Mark Fabiani joined the Chargers in 2002. His primary function is to work with the greater San Diego community to explore opportunities for a new state-of-the-art football stadium in the San Diego region.

Since joining the Chargers, Fabiani and his La Jolla-based firm, Fabiani & Lehane LLC, has taken the lead in working with taxpayers and fans to create a publicly-acceptable solution to the stadium issue. He also has managed the grass-roots effort to solicit ideas from the community.

In 2000, Fabiani served as the deputy campaign manager for communications and strategy for former Vice President Al Gore's presidential campaign — the closest presidential election in modern history. He was responsible for coordinating the campaign's communications and media strategies and tactics, including the Vice President's post-election Florida vote count effort. Fabiani also served as the campaign's chief spokesperson, appearing daily on national television broadcasts.

Prior to serving under Gore, Fabiani held the position of special counsel to President Bill Clinton from 1994 through the '96 presidential campaign. Fabiani provided legal, communications and political counsel to the President and First Lady of the United States on allegations and investigations of White-water and other related matters. As part of his duties Fabiani produced and communicated the legal, legislative, and political responses to inquiries from the media, Capi-

tol Hill and investigative agencies. In this role, Fabiani also served as the White House's principle spokesperson before the national media, appearing regularly on major news shows.

Fabiani's experience with complex problem resolution also includes four years of service as deputy mayor of Los Angeles and chief of staff to Los Angeles Mayor Tom Bradley. In that post, he managed political strategy, media relations, policy analysis and an executive staff of 129 for the mayor. Fabiani directed day-to-day interaction between the mayor's office and the media, general managers of city departments, the City Council, and the city's principle private sector companies and public sector institutions.

Fabiani, who graduated cum laude from Harvard Law School in 1982, also has served in senior positions at the United States Department of Justice and the Department of Housing and Urban Development. As a deputy assistant attorney general at the Justice Department, he was responsible for policy development for the Attorney General. As deputy assistant secretary at HUD, Fabiani implemented the federal government's Empowerment Zone Initiative for urban revitalization.

Fabiani's firm, Fabiani & Lehane LLC, provides strategic advice and tactical execution to companies and individuals facing complex financial, marketing, communications and legal challenges.

Fabiani was born in Ellwood City, Pennsylvania. He earned a bachelor's degree in philosophy from the University of Redlands. Fabiani and his family have resided in the San Diego area since 1996.

OWNERSHIP, COACHING & ADMINISTRATION



2010-11 NFL IMPORTANT DATES

- Aug. 13 – If a Drafted Rookie has not signed with his club by this date, he may not be traded to any other club in 2010.
- Aug. 31 – Rosters cut down to maximum of 75 players on Active List by 1 p.m. (PDT).
- Sept. 4 – Rosters cut down to maximum of 53 players on Active/Inactive List by 3 p.m. (PDT).
- Sept. 5 – At 9 a.m. (PDT), clubs may establish a Practice Squad of eight players by signing free agents who do not have an accrued season of free-agency credit or who were on the Active/Inactive List for less than nine regular-season games during their only Accrued Season(s). A player cannot participate on the Practice Squad for more than three seasons.
- Sept. 9-13 – NFL Kickoff Weekend.
- Sept. 28 – Priority on multiple waiver claims is now based on 2010 standings.
- Oct. 19 – All trading ends at 1 p.m. (PDT).
- Oct. 20 – Players with at least four previous pension credits are subject to the waiver system for the remainder of regular season and postseason.
- Nov. 16 – By 1 p.m. (PST), clubs must sign their Draft Choices and any Unrestricted and Restricted Free Agents to whom June 1 tender was made. If still unsigned after this date, players are prohibited from playing in NFL in 2010.
- Jan. 3 – Clubs may begin signing free agent players for the 2011 season.
- Jan. 8-9 – Wild Card Playoffs
- Jan. 9 – Assistant coaches under contract to playoff clubs that have byes in the Wild Card weekend may be interviewed for head coaching positions through the conclusion of the Wild Card games.
- Jan. 15-16 – Assistant coaches under contract to playoff clubs that won their Wild Card games may be interviewed for head coaching positions through the conclusion of Divisional Playoff games.
- Jan. 15-16 – Divisional Playoffs
- Jan. 23 – AFC and NFC Championship Games
- Jan. 29 – Senior Bowl, Mobile Alabama
- Jan. 30 – An assistant coach, whose team is participating in the Super Bowl and has previously interviewed for another head coaching job may have a second interview with such club no later than the Sunday preceding the Super Bowl.
- Jan. 30 – AFC-NFC Pro Bowl, Honolulu, Hawaii
- Feb. 6 – Super Bowl XLV, North Texas
- Feb. 23 – NFL Scouting Combine begins, Lucas Oil Stadium, Indianapolis, Indiana



A.J. SMITH

Executive Vice President—General Manager
26th NFL Season, 12th with Chargers in 2010

Smith is widely recognized as one of the National Football League's top general managers and talent evaluators.

Since taking over in 2003, Smith has overseen a period of Chargers dominance in which San Diego has won five AFC West titles in the last six years, including the last four in a row.

This success on the field has led to recognition for Smith in several national publications. Forbes Magazine named him their top NFL general manager in 2006 and recently USA Today placed him sixth on their list of the Top 20 personnel executives in the League.

Since 2004 the Chargers have won 67 regular-season games, fourth highest among all NFL teams. And the team's three playoff wins in 2007-08 marked the franchise's first since '95. The Chargers and Colts are the only teams in the NFL that have been to the playoffs each of the past four postseasons, but the Chargers are the only team in the league to play in a divisional round game each of those same four postseasons.

Smith took the reins of the Chargers on April 22, 2003, after his close friend and longtime associate, John Butler, lost a lengthy battle with cancer. His success since taking over as general manager has not been lost on the organization as on Jan. 1, 2008, President & CEO Dean Spanos rewarded Smith with a five-year contract extension through 2014.

Smith has made many notable decisions during his tenure, but among those that stand out is the recommendation he made to Spanos that the Chargers hire Norv Turner as head coach in 2007. Since Spanos took that recommendation, he and Smith have had a front row seat as Turner has guided the team to an AFC Championship Game and three division titles in his first three years.

Smith's ability to acquire Pro Bowl talent has been a key component of the team's success, including a team-record 11 Pro Bowlers in 2006. Smith has been able to do so with the support and financial backing of Spanos.

In perhaps his most notable player move, Smith selected quarterback Eli Manning with the first overall pick in the 2004 NFL Draft, and less than an hour later, traded him to the New York Giants for Philip Rivers and several draft picks that the team used to select three-time Pro Bowl linebacker Shawne Merriman and Pro Bowl kicker Nate Kaeding.

It didn't take long for Smith to earn a reputation as one of the NFL's top talent evaluators. Just one full year into the job, he was named the NFL's 2004 Executive of the Year by *Pro Football Weekly*, the Professional Football Writers of America (PFWA), FoxSports.com and CBS Sportsline.com. And in 2006, in addition to his selection as Forbes top NFL general manager, the magazine ranked Smith fourth overall among his counterparts in the four major professional sports leagues in the United States and Canada (NFL, NBA, NHL and MLB).

And of the 80 players who will make up San Diego's roster heading into the 2010 season, cornerback Quentin Jammer and long snapper David Binn are the only two who were acquired prior to Smith taking over as general manager.

Before assuming his current role in San Diego, Smith spent the previous 27 years moving methodically through the ranks of professional football. He worked as a part-time scout, full-time scout, assistant director of scouting, director of scouting

and assistant general manager before being promoted to executive vice president-general manager of the Chargers.

Indianapolis Colts President Bill Polian said of Smith: "In football, A.J. has been there and done that with everything there is to do in the game, going back to the USFL days. He is a quintessential football man."

And Baltimore Ravens General Manager Ozzie Newsome added: "A.J. learned from Bill Polian in Buffalo. And he learned from George Allen in the USFL. He's been around successful people, so he's learned the right way to do things."

Smith began his second tenure with the Chargers Jan. 18, 2001 as assistant general manager and director of pro personnel. His duties included monitoring NFL transactions, evaluating pro talent, and handling tryouts and free agent contracts.

Smith has worked in pro football since 1977, including three years in the United States Football League in the early 1980s. He spent 14 seasons (1987-2000) with the Buffalo Bills, joining the team as an area scout in 1987 before being named assistant director of college scouting in 1989. In 1993, Smith became director of pro personnel.

During his tenure in Buffalo, which are referred to as the "Glory Years" in Bills history, Smith worked closely with Hall of Fame coach Marv Levy as the team's assistant director of college scouting. And during that time, Buffalo made appearances in Super Bowls XXV, XXVI and XXVII. Smith was promoted to director of pro personnel prior to the Bills' appearance in Super Bowl XXVIII.

Smith served as the Chargers pro personnel director from 1985-86. He also held scouting positions with the USFL's Chicago Blitz (1982-83) and Pittsburgh Maulers (1984). He began his NFL career in 1977 as a volunteer part-time scout for the New York Giants under the direction of Jim Trimble and moved on to become a part-time scout for the New England Patriots (1978-1980) and Houston Oilers (1981).

Smith made his start in football as an assistant coach at Cranston West High School in Cranston, Rhode Island from 1971-76. He was the head coach of the Rhode Island Kings of the Eastern Football League in 1976 and an assistant coach at the University of Rhode Island in 1978.

Smith is a graduate of Bishop Hendricken High School in Warwick, Rhode Island. He was a standout on the football and track teams and was inducted into the school's hall of fame in 2003. Smith earned a degree in health and physical education from Kentucky Wesleyan College in 1971. In June 2005, Smith returned to his alma mater for the dedication and presentation of a plaque in his honor, which hangs in the A.J. Smith Weight Room inside the Woodward Health and Recreation Center.

Smith played semi-pro football as a wide receiver with the Attleboro (Mass.) Kings of the Eastern Football League from 1972-74 and had a tryout with the Washington Redskins in 1974. He was inducted into the American Football Association's Minor/ Semi-pro Football Hall of Fame in 1990. Smith also taught health and physical education in the Providence (R.I.) junior high school system from 1971-1985.

Smith and his wife, Susan, reside in Rancho Santa Fe. The Smiths have two children, a daughter, Andrea, and a son, Kyle. Andrea graduated Cum Laude from Cortland State in New York with a degree in sports management where she was an honorable mention All-America volleyball player for the Red Dragons. Andrea now lives in San Diego and is the Manager of



A.J. Smith, *continued*

Petco Park Suites for Major League Baseball's San Diego Padres. Kyle had an outstanding football career at Youngstown State. He was a wide receiver and punt returner for the Penguins. As a senior, he was the team's Most Valuable Player and a team captain, and following his senior campaign, Smith was invited to play in the 2006 Hula Bowl All-Star Game.

Since leaving YSU, Smith's career path has crossed over five professional leagues. He had brief NFL stints with the Minnesota Vikings in 2006 and Tampa Bay Buccaneers in 2007. He played for the Berlin Thunder of NFL Europa in 2007 and spent time on the practice squad of the Arena Football League's Arizona Rattlers in 2008. In '09, Smith signed with the Canadian Football League's Winnipeg Blue Bombers, spending time on their practice squad.

This past offseason, Smith returned to Youngstown State and finished his education, graduating with a degree in sociology. He is currently playing in the United Football League with the Omaha Nighthawks.



Smith's Pro Bowl Acquisitions

Draft Choices:

- Hanik Milligan (2003)
- Nick Hardwick (2004)
- Nate Kaeding (2004)
- Vincent Jackson (2005)
- Shawne Merriman (2005)
- Marcus McNeill (2006)
- Antonio Cromartie (2006)

Free Agents:

- Lorenzo Neal (2003)
- Kris Dielman (2003)*
- Antonio Gates (2003)*
- Kassim Osgood (2003)*
- *undrafted free agents (year acquired)

Via Trade:

- Philip Rivers (2004)

A.J. Smith's Experience

- 1971-76 — Assistant Coach, Cranston West High School
- 1976 — Head Coach, Rhode Island Kings (EFL)
- 1977 — Part-Time Scout, New York Giants
- 1978 — Assistant Coach, University of Rhode Island
- 1978-80 — Part-Time Scout, New England Patriots
- 1981 — Part-Time Scout, Houston Oilers
- 1982-83 — Scout, Chicago Blitz (USFL)

- 1984 — Scout, Pittsburgh Maulers (USFL)
- 1985-86 — Pro Personnel Director, San Diego Chargers
- 1987-88 — Area Scout, Buffalo Bills
- 1989-92 — Assistant Director of College Scouting, Buffalo Bills
- 1993-00 — Director of Pro Personnel, Buffalo Bills
- 2001-02 — Assistant GM—Dir. of Pro Personnel, San Diego Chargers
- 2003-10 — Exec. VP—General Manager, San Diego Chargers



ED MCGUIRE

Executive Vice President of Football Operations—Assistant General Manager

23rd NFL Season, 13th with Chargers in 2010

Ed McGuire has enjoyed a steady ascent since joining the Chargers in 1998 as coordinator of football operations. In 2007, he was promoted to executive vice president of football operations, and in 2008 he became assistant general manager.

McGuire is in charge of all football operations for the Chargers. He oversees player contract negotiations as well as the day-to-day business and administrative operations of the scouting department, coaching department, equipment and video departments, training staff, and strength and conditioning staff.

One of McGuire's key roles involves serving as the chief negotiator for all player contracts. The Chargers have made a concerted effort to re-sign their own players and McGuire has played an integral role in the process. In 2004, McGuire negotiated an eight-year contract extension for 2006 NFL MVP and two-time NFL rushing champion, LaDainian Tomlinson. At the time, the deal was the largest contract ever signed by a running back in NFL history. And in 2009, McGuire negotiated Philip Rivers' six-year, \$92 million contract extension, the largest player contract negotiated in team history.

McGuire joined the Chargers after serving as the senior manager of labor operations for the NFL's Management Council

from 1996-98. He was the league's manager of player personnel from 1991-96, and originally joined the NFL in 1987 as a player personnel analyst. McGuire also worked in the personnel department for the United States Football League from 1984-86.

During his tenure in the National Football League office, McGuire became a leading expert on the NFL's salary cap and Collective Bargaining Agreement, which was created in 1993 between the NFL and the NFL Players' Association.

Born in Riverhead, New York, McGuire graduated with a degree in athletic administration in 1984 from St. John's University in Jamaica, New York. He played football and baseball at Riverhead High School.

McGuire and his wife, Jane, have two children, son Kevin and daughter Shannon, and reside in Rancho Bernardo.

EXECUTIVE STAFF



TRICIA CAMPANELLA
Executive Assistant



ELIZABETH SPATOLA
Executive Assistant

Ed McGuire's Experience

- 1984-86 — Player Personnel Assistant, USFL
- 1987-91 — Player Personnel Analyst, NFL
- 1991-96 — Manager of Player Personnel, NFL
- 1996-98 — Senior Manager of Labor Operations, NFL

- 1998-00 — Coordinator of Football Operations, San Diego Chargers
- 2000-06 — Vice President of Football Operations, San Diego Chargers
- 2007 — Exec. VP of Football Operations, San Diego Chargers
- 2008-10 — Exec. VP of Football Operations—Asst. GM, San Diego Chargers

OWNERSHIP, COACHING & ADMINISTRATION



NORV TURNER

Head Coach

26th NFL Season, 5th with Chargers in 2010

Named NFL Coach of the Year by *USA Today* in 2009, Norv Turner is one of the most successful coaches in Chargers history. He has guided the franchise to three-straight AFC West titles, and his winning percentages (.648 overall, including playoffs, and .667 regular-season) are highest in team annals. Turner's marks include records of 35-18 overall, 32-16 in the regular season and with three playoff wins under his belt, he's tied with Don Coryell and Bobby Ross for the most in team history. No other Chargers coach ever started his career with three-straight division titles and no other NFL coach has done it since 1994-96 when Barry Switzer won three consecutive NFC East titles with Dallas.

This level of success gave Chargers President Dean Spanos the confidence on Jan. 18, 2010 to sign Turner to a three-year contract extension through 2013.

In guiding San Diego to three-straight AFC West titles, Turner has saved some of his best coaching for late in the season. His teams are an NFL-best 13-0 in December over the last three years.

In 2009 the Chargers ranked fourth in the NFL in scoring, averaging 28.4 points per game. It was the sixth year in a row that the Chargers averaged more than 25.0 points per game, including three-straight under Turner. The last team to average at least 25.0 ppg for six consecutive seasons was the Cleveland Browns from 1950-55.

Several Chargers enjoyed career years in Turner's offense in '09, including Philip Rivers, whose 4,254 passing yards marked a second-consecutive 4,000-yard season. Others to enjoy career years in '09 include Vincent Jackson (68 catches, 1,167 yards and nine touchdowns), Antonio Gates (1,157 yards receiving), Malcom Floyd (776 yards), Darren Sproles (840 combined rushing and receiving yards and seven combined touchdowns), Legedu Naanee (242 yards receiving and his first two career regular-season touchdown catches) and Mike Tolbert (340 combined rush and receiving yards and four touchdowns).

In 2008 Turner led the Chargers through one of the greatest turnaround seasons in NFL history. His team started 4-8, but won its final four in a row to close the season 8-8. The Chargers won the AFC West title and became the first team in the current division format to win their division when trailing by three games with three left to play. They did so with a thoroughly convincing 52-21 win over the Denver Broncos in the regular season finale. Turner capped off the year by leading the Chargers to the Divisional Playoffs for the second-consecutive year, highlighted by a thrilling 23-17 OT win over Indianapolis in the Wild Card round.

His first season at the helm in San Diego in 2007 was filled with excitement. Turner led the team to 11 wins, a personal career-high, and joined Ross as the only coaches in team history to win the AFC West in their first season. Turner also became the first Chargers coach since Ross to win a playoff game, winning not just one, but two as San Diego defeated Tennessee in the Wild Card Playoffs and Indianapolis on the road in the Divisional round. The run ended in New England in the AFC Championship Game, but not before Turner became

only the sixth head coach in NFL history to lead a team to the championship game in his first season at the helm.

Chargers fans got their first glimpse of Turner's offensive wizardry in 2001 when he spent a season as the team's offensive coordinator. The offense improved 17 spots in the rankings when the Bolts climbed from 28th to 11th in total offense and that '01 squad finished the season with a 3,000-yard passer (Doug Flutie), a 1,000-yard rusher (LaDainian Tomlinson) and 1,000-yard receiver (Curtis Conway) for only the second time in team history.

Turner left San Diego after '01, spending the next five years between Miami, Oakland and San Francisco. He spent two seasons as the Dolphins' offensive coordinator (2002-03), two as the Raiders' head coach (2004-05) and one as the 49ers' offensive coordinator (2006). And then six years later on February 19, 2007, he returned to San Diego as the new head coach of the Chargers.

Turner was born in the Bay Area suburb of Martinez, California, the same city that produced baseball legend Joe DiMaggio. He grew up the middle of five children, all of whom were raised by his mother, Vicky, a single parent. Vicky battled multiple sclerosis, spending the latter years of her life in a wheelchair before her passing in 1989. Now Turner's oldest sister, Janis, is also battling the disease. In tribute to his sister, and more so his mother and the personal sacrifices that she made for her family, Turner serves on the board of the San Diego Chapter of the Multiple Sclerosis Society and in May served as the Honorary Chair for the MS Society's Golf Invitational at the La Jolla Country Club.

Before she died, Vicky steered her sons toward sports. Norv's younger brother, Ron, followed in his footsteps, excelling on the collegiate gridiron and later in the coaching profession. Ron spent nine years (2001-09), including an NFC Championship season in 2006, as the offensive coordinator for the Chicago Bears and in 2010 will serve as the wide receivers coach for the Indianapolis Colts.

As a teenager, Norv played quarterback and safety at Alhambra High School in Martinez. He earned a scholarship to the University of Oregon and won three varsity letters (1972-74) as a quarterback for the Ducks, spending two of his three seasons as the backup to former Charger and NFL Hall of Fame quarterback Dan Fouts. One of the assistant coaches on Oregon's staff, John Robinson, would later give Turner his first big break as a coach. First though, Turner landed a job on his own at Oregon as a graduate assistant after graduating in 1975.

In 1976 Robinson moved on to the University of Southern California and invited Turner to go along. Turner would end up spending the next nine seasons in Los Angeles, winning four Rose Bowls and a national championship in 1978. He served as the Trojans' wide receivers coach, defensive backs coach, quarterbacks coach and offensive coordinator. In 1980, Turner tutored what is regarded by many as one of the finest defensive backfields in college football history, featuring safeties Ronnie Lott and Dennis Smith, both of whom went on to become NFL first-round draft choices in 1981. Also in that backfield was Joey Browner, who was drafted in the first round in 1983 by Minnesota, and a cornerback named Jeff Fisher, who would leave USC as a seventh round draft pick and later become the head coach of the Tennessee Titans.





Norv Turner, *continued*

In 1985 Turner landed his first NFL coaching job when Robinson hired him as an assistant coach with the Los Angeles Rams. In L.A., Turner worked aside offensive coordinator Ernie Zampese, a disciple of the "Air Coryell" offense. Zampese taught Turner the ins and outs of the offensive system made famous by former Chargers Head Coach Don Coryell.

In 1991, Jimmy Johnson hired Turner to serve as the offensive coordinator in Dallas. It proved to be a turning point in Turner's career as the Cowboys won back-to-back Super Bowl titles (XXVII and XXVIII) following the '92 and '93 seasons. In Dallas, Turner worked with three future NFL Hall of Famers: quarterback Troy Aikman, running back Emmitt Smith and wide receiver Michael Irvin.

Turner almost single-handedly resurrected Aikman's career in Dallas. In the two seasons before his arrival, Aikman threw just 20 touchdown passes and 36 interceptions. In his first season in Turner's offense, Aikman posted the first positive touchdown-to-interception ratio of his career and led the Cowboys to the NFC Divisional Playoffs. A year later, Aikman would go on to pass for a career-high 3,445 yards with 23 touchdowns and only 14 interceptions while leading Dallas to a 13-3 record and their first NFC East title since 1985. Aikman continued his ascent in the playoffs, directing Dallas to three-straight postseason wins en route to capturing MVP honors following Dallas' 52-17 win over the Buffalo Bills in Super Bowl XXVII. The following year, Aikman completed a franchise-record 69.1 percent of his passes and led the Cowboys to a second-consecutive Super Bowl win over the Bills. And when he was enshrined in the Pro Football Hall of Fame in 2006, Aikman asked Turner to be his presenter.

Smith and Irvin also flourished under Turner. They led the NFL in rushing and receiving, respectively, in 1991, marking the first time since the NFL-AFL merger in 1970 that teammates led the league in both categories. Since then it has happened only one other time (Indianapolis, 1999).

Catapulting off his success in Dallas, Turner was named the head coach of the Washington Redskins in 1994. It was his first-ever head coaching assignment and Turner ended up spending seven years in our nation's capital. He led the Redskins to four winning seasons and an NFC East championship in 1999. During his tenure in Washington, Turner was a mentor to two Pro Bowl quarterbacks, Brad Johnson and Gus Frerotte. Johnson flourished in Turner's offense, throwing for 4,005 yards in '99, only the second 4,000-yard season in Redskins history.

Besides Turner's incredible success in developing quarterbacks, several running backs also flourished in his offensive system. Three, including Tomlinson, won NFL rushing titles while playing for Turner. Tomlinson captured his in 2007, while Smith won three (1991-93) and Miami's Ricky Williams (2002) earned one.

Turner, his wife, Nancy, and their youngest son, Drew, live in Del Mar, California. Drew is in his junior year at the University of San Diego. Their daughter, Stephanie, lives in Los Angeles and is an actress who has appeared in several movies and television shows. Oldest son Scott has followed in the coaching footsteps of his father and uncle and serves as the wide receivers coach at the University of Pittsburgh.

Norv Turner's Coaching Experience

- 1975 — Graduate Assistant, University of Oregon
- 1976-79 — Wide Receivers, University of Southern California
- 1980 — Defensive Backs, University of Southern California
- 1981-83 — Quarterbacks, University of Southern California
- 1984 — Offensive Coordinator, University of Southern California
- 1985-86 — Wide Receivers, Los Angeles Rams
- 1987-90 — Wide Receivers and Tight Ends, Los Angeles Rams

- 1991-93 — Offensive Coordinator, Dallas Cowboys
- 1994-00 — Head Coach, Washington Redskins
- 2001 — Offensive Coordinator, San Diego Chargers
- 2002-03 — Offensive Coordinator, Miami Dolphins
- 2004-05 — Head Coach, Oakland Raiders
- 2006 — Offensive Coordinator, San Francisco 49ers
- 2007-10 — Head Coach, San Diego Chargers

Norv Turner's Regular-Season Record as an NFL Head Coach

Year	Team	Div. Finish	W	L	T	Pct.
1994	Washington	Fifth	3	13	0	.188
1995	Washington	Third	6	10	0	.375
1996	Washington	Third	9	7	0	.563
1997	Washington	Second	8	7	1	.531
1998	Washington	Fourth	6	10	0	.375
1999	Washington	First	10	6	0	.625
2000	Washington*	Third	7	6	0	.538
2004	Oakland	Fourth	5	11	0	.313
2005	Oakland	Fourth	4	12	0	.250
2007	San Diego	First	11	5	0	.688
2008	San Diego	First	8	8	0	.500
2009	San Diego	First	13	3	0	.813
Career Record			90	98	1	.476
Record w/ Washington			49	59	1	.454
Record w/ Oakland			9	23	0	.281
Record w/ San Diego			32	16	0	.667

Norv Turner's Postseason Record as an NFL Head Coach

Year	Team	W	L	T	Pct.
1999	Washington	1	1	0	.500
2007	San Diego	2	1	0	.667
2008	San Diego	1	1	0	.500
2009	San Diego	0	1	0	.000
Career Record		4	4	0	.500

EXECUTIVE STAFF



MARGIE SMITH
Assistant to the
Head Coach



REGIS ELLER
Football Administrative
Assistant

ASSISTANT COACHES

**CLARENCE SHELMON**

Offensive Coordinator
20th NFL Season
9th with Chargers in 2010

After spending 16 seasons solidifying his reputation as one of the NFL's top running backs coaches, Clarence Shelmon was promoted to offensive coordinator in 2007. In his first season manning this new post, the Chargers won the AFC West and advanced to the AFC Championship Game. It was a well-deserved promotion for a man who oversaw five straight 2,000-yard rushing seasons in San Diego.

Shelmon had a hand in history in '06 as the Chargers rushed for a team-record 2,578 yards, and LaDainian Tomlinson won the NFL rushing title while setting league records for rushing TDs, total TDs and points in a season on his way to earning NFL MVP and Offensive Player of the Year honors.

Shelmon worked with a number of great backs during his career as a running backs coach, which began in 1991 with the Los Angeles Rams. In addition to Tomlinson and Lorenzo Neal in San Diego, Emmitt Smith in Dallas and Chris Warren in Seattle combined to go to 11 Pro Bowls while being tutored by Shelmon. Tomlinson accounted for four, Neal for two, Smith for two and Warren for three.

Shelmon implemented several unique training methods during his coaching career, one of which is a ball-control drill that involves running to three different cones with a football that is attached to a giant bungee cord. The Chargers continue to use that drill with all their offensive skill players.

Shelmon was born in Bossier City, Louisiana and graduated from Airline HS. He then played running back at the University of Houston and graduated with a degree in education. He also attended Long Island University where he worked toward a master's degree in guidance and counseling.

Shelmon and his wife, Nancy, created a scholarship fund in 1999 in memory of his mother, Ruby Shelmon. The fund helps pay for the college education of four high school seniors from his hometown.

Clarence Shelmon's Coaching Experience

1975-76	— Graduate Assistant, University of Houston
1978-80	— Running Backs and Tight Ends, Army
1981-83	— Running Backs, Indiana University
1984-86	— Running Backs, University of Arizona
1987-88	— Running Backs, University of Southern California
1989-90	— Running Game Coord., University of Southern California

1991	— Running Backs, Los Angeles Rams
1992-97	— Running Backs, Seattle Seahawks
1998-01	— Running Backs, Dallas Cowboys
2002-06	— Running Backs, San Diego Chargers
2007-10	— Offensive Coordinator, San Diego Chargers

**RON RIVERA**

Defensive Coordinator
23rd NFL Season
4th with Chargers in 2010

Ron Rivera took over as the Chargers' defensive coordinator at the midpoint of the 2008 season. In his first full season in '09, the Chargers ranked 16th in total defense and 11th against the pass. One of the unit's strengths was buckling down after turnovers, yielding only 44 points, a figure that tied New England for the second-lowest in the NFL.

A former Super Bowl Champion linebacker with the Chicago Bears in 1985, this is Rivera's second stint as a defensive coordinator. From 2004-06, he held the same position with the Bears, and in his last season Chicago led the NFL in takeaways and won the NFC title en route to Super Bowl XLI in Miami. In 2005 and '06, Rivera's units ranked second and fifth in the NFL in total defense, respectively. Several Bears, including Brian Urlacher, Lance Briggs, Mike Brown,

Nathan Vasher and Tommie Harris all went to Pro Bowls while playing in Rivera's defense.

Rivera was born in Fort Ord, California. His father was an officer in the United States Army and the family lived in Germany, Panama, Washington and Maryland before settling in Marina, California. He attended Seaside HS in Marina where he was a three-sport star in football, basketball and baseball. As a senior, he was honored with the Golden Helmet Award as the top football player in the Monterey Bay League.

From high school, Rivera had an All-America career at the University of California. He finished his career as the school's all-time leader in sacks (22) and tackles (336), while also setting a school record for single-season tackles for loss (26.5 in 1983). Rivera was drafted by Chicago in the second round of the 1984 draft and played 149 games with the Bears.

Following his retirement, Rivera spent four years (1993-96) as a television analyst covering the Bears and college football for WGN-TV and SportsChannel Chicago. In 1997 he went back to the Bears to work as the team's first defensive quality control coach.

Rivera and his wife, Stephanie, have two children, Christopher and Courtney. Stephanie is the varsity girls basketball coach at Cathedral Catholic High School and Courtney is a senior and pitcher on the school's softball team.

Ron Rivera's Coaching Experience

1997-98	— Defensive Quality Control, Chicago Bears
1999-03	— Linebackers, Philadelphia Eagles
2004-06	— Defensive Coordinator, Chicago Bears

2007-08	— Inside Linebackers, San Diego Chargers
2008-10	— Defensive Coordinator, San Diego Chargers



ROB CHUDZINSKI

Tight Ends & Assistant Head Coach
7th NFL Season
4th with Chargers in 2010

In Chudzinski's first season back with the Chargers, star pupil Antonio Gates racked up a career-high 1,157 yards, was named second-team All-Pro by the Associated Press and was invited to his sixth-straight Pro Bowl. During his first stint with the Chargers (2005-06), Gates had the only other 1,000-yard season of his career (1,101 yards in '05) and he earned first-team All-Pro and Pro Bowl honors both years.

In between, Chudzinski went to Cleveland where in '07 the Browns went 10-6, their best record since 1994, and just missed making the playoffs. The Browns ranked eighth in the

NFL in scoring and total yards, and several players had career years and went to the Pro Bowl, including QB Derek Anderson, WR Braylon Edwards and TE Kellen Winslow II.

A native of Toledo, Ohio, Chudzinski was a star tight end at St. John's HS. He then played at the University of Miami from 1986-90. A three-year starter at Miami, Chudzinski played on National Championship teams in 1987 and '89.

He returned to Miami in '94 as a graduate assistant and spent 10 seasons coaching in Coral Gables. He helped mentor Winslow, Jeremy Shockey and Bubba Franks, All-America choices who went on to become first-round NFL Draft picks and Pro Bowl players. During a three-year stint as offensive coordinator, the 'Canes played in three Bowl Championship Series games and two National Championship games. They defeated Nebraska to win the national title in '01, and in '02, set school records for points, yards and rushing touchdowns before suffering their only loss of the season to Ohio State in the National Championship game.

Chudzinski and wife, Sheila, have sons, Kaelan and Rian, and daughter, Margaret, who was born in April 2010.

Rob Chudzinski's Coaching Experience

- 1994-95 — Graduate Assistant, University of Miami (Fla.)
- 1996-00 — Tight Ends, University of Miami (Fla.)
- 2001-03 — Offensive Coord. and Tight Ends, University of Miami (Fla.)
- 2004 — Tight Ends and Interim Off. Coord., Cleveland Browns

- 2005-06 — Tight Ends, San Diego Chargers
- 2007-08 — Offensive Coordinator, Cleveland Browns
- 2009-10 — Tight Ends and Assistant Head Coach, San Diego Chargers



STEVE CROSBY

Special Teams
33rd NFL Season
9th with Chargers in 2010

Steve Crosby is one of the longest tenured and most respected special teams coaches in the NFL. In San Diego, he sent four players to the Pro Bowl in different capacities. Kasim Osgood went to three and Hanik Milligan to one as covermen, while kicker Nate Kaeding was selected to two and long snapper David Binn to one. Punter Mike Scifres has been a first-alternate four times in the last six years, while returner Darren Sproles was a first-alternate in 2009 and previously a two-time second alternate. And Kaeding, who has spent his entire career under Crosby's watch, is the NFL's most accurate kicker of all-time with an 87.2% career FG conversion rate.

Named the 2007 Special Teams Coach of the Year by Professional Kicking Services, Inc., Crosby has spent 32 years in the NFL, including three seasons as a player, four as a

scout and 25 as a coach. He is among a rare breed of NFL coaches who have been coordinators at multiple positions.

Born in Great Bend, Kansas, Crosby attended Pawnee Rock HS before embarking on an All-America career as a running back at Fort Hays State. He was a two-time NAIA All-America and a three-time all-conference choice. In 1974, the N.Y. Giants selected Crosby in the 17th round of the NFL Draft.

Crosby played three seasons with the Giants, retiring after the 1976 season. The following year, he joined the Miami Dolphins as a scout and later joined Don Shula's coaching staff, one that won an AFC title in '82 and faced the Washington Redskins in Super Bowl XVII.

Crosby spent 10 of his assistant coaching years at his former position, running back. He is one of the few coaches to tutor two 1,000-yard rushers in the same season, a feat accomplished by both Earnest Byner and Kevin Mack in Cleveland in '85. Only the '06 Atlanta Falcons, the '08 Giants and the '09 Carolina Panthers have done it since.

Crosby and his wife, Lisa, have three children: sons Matthew and Jeffrey and daughter Lauren. Matthew recently graduated from Baylor where he played on the Bears' golf team. Jeff is attending North Texas University and Lauren will be a senior at San Pasqual HS in 2010-11 where she is a member of the school's cheerleading team.

Steve Crosby's Coaching Experience

- 1977-78 — Scout, Miami Dolphins
- 1979-82 — Special Teams and Linebackers, Miami Dolphins
- 1983-84 — Running Backs and Quarterbacks, Atlanta Falcons
- 1985 — Running Backs, Cleveland Browns
- 1986 — Quarterbacks, Atlanta Falcons
- 1987-89 — Running Backs, Atlanta Falcons
- 1990 — Special Teams and Tight Ends, New England Patriots

- 1991-93 — Running Backs, Cleveland Browns
- 1994 — Offensive Coordinator, Running Backs, Cleveland Browns
- 1995 — Offensive Coordinator, Quarterbacks, Cleveland Browns
- 1996-97 — Scout, Philadelphia Eagles
- 1998-01 — Offensive Coord., Wide Receivers, Vanderbilt University
- 2002-10 — Special Teams, San Diego Chargers



CRIS DISHMAN

Assistant Secondary
15th NFL Season
2nd with Chargers in 2010

Former Pro Bowl and All-Pro cornerback Cris Dishman helped the Chargers rank 11th in pass defense in 2009.

He came to San Diego from Menlo College in Northern California where he participated in the NFL's Minority Coaching Fellowship Program. Dishman worked training camps with Miami in '06, Oakland in '07 and the Chargers in '08.

A native of Louisville, Kentucky, Dishman earned a football scholarship to Purdue University. He was chosen All-Big Ten as a senior and was a member of the school's track team.

Dishman was a fifth-round draft choice of the Houston Oilers in 1988 and played 13 seasons in the NFL, including two for Norv Turner in Washington (1997-98). He also played for Kansas City and Minnesota, and retired in 2000 with 43 career interceptions and three touchdown returns.

Dishman had a career-high six interceptions in 1991, pulling down Pro Bowl and All-Pro honors. In '93 he had another six-pick season, and he also forced a career-high four fumbles. In '97, his first season in Washington, Dishman was named a Pro Bowl alternate after intercepting four passes and returning one for a TD.

Dishman and wife, Carmen, have three sons, Cris, Coy and Ethan, and daughter, Bianca.

Cris Dishman's Coaching Experience

2006 — Defensive Backs, Menlo College

2007-08 — Defensive Coordinator, Menlo College

2009-10 — Assistant Secondary, San Diego Chargers



HAL HUNTER

Offensive Line
5th NFL Season
5th with Chargers in 2010

Hal Hunter performed one of the finest coaching jobs of his career in 2009. His unit was racked by injuries with key starters Nick Hardwick and Jeromey Clary missing significant time. In addition, rookie Louis Vasquez started at right guard and the relatively inexperienced Scott Mruzckowski and Brandyn Dombrowski were called upon to fill in for Hardwick and Clary, and both did so admirably. Despite constant shuffling in the lineup, the unit played its best down the stretch, allowing just 11 sacks during the team's 11-game win streak to close out the year. And as the season wound down, Kris Dielman earned a third-straight Pro Bowl bid and Marcus McNeill was named a third-alternate.

A long-time college assistant before making the jump to the NFL, Hunter spent two years at Indiana University, coordinating one of the country's most talented offenses. His quarter-

back, Antwaan Randle El, was the Big Ten Player of the Year and a first-team All-America who went on to become a second-round pick of the Pittsburgh Steelers. In his first season at Indiana, the Hoosiers ranked 12th in the nation in total offense and in his second year they ranked 19th.

Hunter also coached at LSU and was elevated to assistant head coach in 1999, his final season in Baton Rouge. At the end of that '99 season, he was named interim head coach for one game after Gerry DiNardo was fired by the school, and Hunter led the Tigers to a 35-10 win over rival Arkansas. One of his star pupils at LSU was offensive lineman Alan Faneca, who also went on to be drafted by the Steelers, going to Pittsburgh in the first round in 1998.

Hunter was born in Canonsburg, Pennsylvania, and he was a standout football player and wrestler at Belle Vernon (Pa.) High School. He was a Dean's List student at Northwestern, graduating with a 3.6 GPA and a degree in communications. He also played linebacker for the Wildcats, but a neck injury in 1978 ended his career prematurely. Following the injury, he remained with the team however, working with the defensive line and serving as a strength coach.

Hunter and his wife, Tracy, have two sons: Hal IV and Andrew. Hal is a junior outside linebacker at the U.S. Naval Academy, and Andrew is a senior and plays on the football team at Cathedral Catholic High School.

Hal Hunter's Coaching Experience

1982 — Outside Linebackers and Strength Coach, William & Mary

1983-84 — Offensive Line, University of Pittsburgh

1985 — Offensive Line, Columbia University

1986 — Offensive Line, Indiana University, Pa.

1987-90 — Offensive Line, University of Akron

1991-93 — Tackles and Tight Ends, Vanderbilt University

1994 — Offensive Line, Vanderbilt University

1995-98 — Offensive Line, Louisiana State University

1999 — Assistant Head Coach, Louisiana State University

2000-01 — Offensive Coordinator, Indiana University

2002-05 — Offensive Line, University of North Carolina

2006 — Assistant Offensive Line, San Diego Chargers

2007-10 — Offensive Line, San Diego Chargers



DON JOHNSON

Defensive Line
6th NFL Season
2nd with Chargers in 2010

Despite constant roster shuffling due to injuries, Don Johnson did an outstanding job with the Chargers' defensive line in 2009. Luis Castillo and Jacques Cesaire became leaders of the unit, while first-year player Ogemdi Nwagwu became a pleasant surprise. The line also got solid play from newcomers Alfonso Boone and Travis Johnson.

Johnson spent the 2005 and '06 seasons working alongside Ron Rivera in Chicago. In 2006, Chicago won an NFC title and played in Super Bowl XL. Defensive tackle Tommie Harris was selected to the Pro Bowl in both of Johnson's seasons with the Bears.

Continued next page





Don Johnson, *continued*

A former college coach and participant in the NFL's Minority Internship Coaching Program with the San Francisco 49ers, Johnson coached at Riverside Community College when the Tigers played in four bowl games and won a junior college national championship in 1989.

A native of Newark, New Jersey, Johnson played linebacker at Butler Community College and Jersey City State in the mid-1970s. After college, he had a free agent tryout with the New York Jets and ended up playing for the USFL's New Jersey Generals, owned by billionaire Donald Trump.

Aside from his coaching duties, Johnson spent 25 years as a high school and college basketball official, including eight years at the NCAA Division I level. He was also the president of the Orange County (Calif.) Basketball Officials Association for four years and the California Basketball Officials Association for two.

Johnson and his wife, Deborah, have two daughters, Denise and Leanna, and one son, Don, Jr. Another son, Duane, died in an automobile accident in 2002.

Don Johnson's Coaching Experience

1976-82 — Assistant Coach, Santa Ana Valley High School
 1984-85 — Linebackers, Jersey City State
 1986 — Assistant Coach, Santa Ana Valley High School
 1987-90 — Off. Line and Off. Coordinator, Riverside CC
 1991-92 — Offensive Line, Cal State Fullerton
 1993-94 — Off. Line and Off. Coordinator, Riverside CC

1995-99 — Def. Ends and Special Teams, University of Nevada
 2000 — Interior Defensive Line, UCLA
 2001-04 — Defensive Line and Recruiting Coordinator, UCLA
 2005-06 — Defensive Line, Chicago Bears
 2007-08 — Defensive Tackles, Oakland Raiders
 2009-10 — Defensive Line, San Diego Chargers



CHARLIE JOINER

Wide Receivers
42nd NFL Season
19th with Chargers in 2010

Under Charlie Joiner's watchful eye, Vincent Jackson and Malcolm Floyd turned in career seasons in 2009. Jackson, who ended the season in the Pro Bowl for the first time in his career, tallied personal bests of 68 catches, 1,167 yards and nine touchdowns, and Floyd collected a career-high 776 yards. And on the heels of a 1,098-yard season in '08, Jackson became the first Charger to post consecutive 1,000-yard seasons since 1995-96. As a team, the Chargers led the NFL in yards per catch (13.3) and completions of 20+ yards (67), and Jackson and Floyd tied for second in the league with an astounding 17.2 ypc avg. Furthermore, Jackson (18.6 ypc in '08) became the only NFL receiver to average over 17.0 ypc each of the last two seasons.

A Hall of Fame player, Joiner spent 18 seasons in the AFL and NFL with Houston (1969-72), Cincinnati (1972-75) and

the Chargers (1976-86). He was drafted by the Oilers in the fourth round of the 1969 NFL Draft as a defensive back and retired on Jan. 12, 1987, as the league's all-time leader with 750 career catches. He was inducted into the Pro Football Hall of Fame in 1996 with final career totals of 12,146 yards and 65 TDs. When Joiner retired, his 239 career games played were the most ever by an NFL wide receiver.

Joiner caught a team-record 586 passes in San Diego. He was selected to Pro Bowls following the 1976, '79 and '80 seasons and inducted into the team's Hall of Fame in '93. Joiner ranks second in team history in receiving yards (9,203) and fourth in touchdown catches (47). He was selected as the team's Most Inspirational Player seven times, and the City of San Diego celebrated "Charlie Joiner Days" in 1984 and '86.

After retiring as a player, Joiner stepped into coaching and never stopped. He started with the Chargers and moved on to Buffalo where the Bills went to the playoffs six times, won two AFC Championships and played in Super Bowls XXVII and XXVIII. Wide receivers Eric Moulds and Andre Reed both had record-breaking seasons for the Bills under Joiner as Moulds was selected to two Pro Bowls and Reed to three.

A native of Many, Louisiana, Joiner was a four-year letterman at Grambling State University (1965-68). In 1990, he was inducted into the Louisiana Hall of Fame. Joiner and his wife, Dianne, have two children, Jynaya and Kori.

Charlie Joiner's Coaching Experience

1987-91 — Wide Receivers, San Diego Chargers
 1992-00 — Wide Receivers, Buffalo Bills

2001-07 — Wide Receivers, Kansas City Chiefs
 2008-10 — Wide Receivers, San Diego Chargers



JOHN PAGANO

Linebackers
15th NFL Season
9th with Chargers in 2010

Led by John Pagano, the Chargers linebacking corps accounted for 20.5 of the team's 34 sacks in 2009. His two starting outside linebackers both made their mark as Shaun Phillips led the NFL with seven forced fumbles and led the team with seven sacks, while fellow OLB Shawne Merriman led the team with 20 quarterback pressures. On the inside, Stephen Cooper was the team's ironman in '09, leading the squad in both tackles (119) and snaps played (940).

Pagano works from the coach's booth on gamedays and serves as the eyes and ears for both Head Coach Norv Turner and Defensive Coordinator Ron Rivera on replay challenges and defensive alignments.

Pagano has worked with the linebackers in several different capacities since 2005. It has been under his tutelage that Merriman led the NFL in sacks in 2006, was selected to play in three Pro Bowls and won the NFL's Defensive Rookie of the Year Award in 2005.

Pagano was born and raised in Boulder, Colorado. He was an all-state linebacker at Fairview High School who later played the position at Mesa State (Colo.) from 1985-88 and graduated with a degree in business marketing. John's older brother, Chuck, is the secondary coach for the Baltimore Ravens and their father, Sam, spent 26 years as the head coach at their alma mater, Fairview HS, and has since coached football internationally in Taiwan, Germany, France and Italy.

All three Paganos help run the Mile High Football Camp in Denver, which has served the community for the past 35

years. John also hosts a camp in San Diego's Scripps Ranch. He and his wife, Kimberly, have two sons, Jagger and Brody.

John Pagano's Coaching Experience

- 1989 — Assistant Coach, Mesa State College
- 1990-91 — Graduate Assistant, University of Nevada-Las Vegas
- 1992-93 — Asst. Coach, Overland High School, Aurora, Colorado
- 1994 — Graduate Assistant, Louisiana Tech
- 1995 — Graduate Assistant, University of Mississippi
- 1996-97 — Defensive Assistant, New Orleans Saints

- 1998-01 — Defensive Assistant, Indianapolis Colts
- 2002-04 — Defensive Asst.-Quality Control, San Diego Chargers
- 2005-06 — Asst. Linebackers-Quality Control, San Diego Chargers
- 2007-08 — Outside Linebackers, San Diego Chargers
- 2008-10 — Linebackers, San Diego Chargers



JOHN RAMSDELL

Quarterbacks
16th NFL Season
5th with Chargers in 2010

John Ramsdell's resume reflects excellence in developing young QBs. His latest student is Philip Rivers, who has excelled by passing for more than 4,000 yards each of the last two seasons, including a career-best 4,254 yards in 2009. Only the second quarterback in franchise history to throw for more than 4,000 yards, Rivers was among an elite group of NFL QBs in '09 that passed for more than 4,000 yards, 25-or-more touchdowns and a final season passer rating higher than 100.0.

Ramsdell had similar success in St. Louis with Kurt Warner, a two-time NFL MVP and three-time Pro Bowler who led the Rams to two Super Bowls, including a win over Tennessee in Super Bowl XXXIV. Warner's successor, Marc Bulger, also benefited from working with Ramsdell as he passed for a then career-high 3,964 yards and 21 touchdowns in 2004.

The only position coach to work with the Rams each of their first 11 seasons in St. Louis, Ramsdell helped the Rams lead the league in passing three straight years (1999-01). The Rams never ranked lower than fifth overall in passing offense.

Ramsdell was born in Lafayette, Indiana. He played running back at Manheim Township HS in Lancaster, Pennsylvania, and Springfield (Mass.) College. Ramsdell earned his bachelor's degree from Springfield and a master's from San Francisco State. He and his wife, Brenda, have a son, Christopher, and a daughter, Amy.

John Ramsdell's Coaching Experience

- 1976-77 — Wide Receivers, San Francisco State University
- 1978 — Assistant Secondary, Long Beach State University
- 1979-82 — Assistant Coach, University of the Pacific
- 1983-94 — Wide Receivers, University of Oregon
- 1995 — Offensive Assistant, St. Louis Rams
- 1996 — Tight Ends, St. Louis Rams

- 1997-98 — H-Backs, St. Louis Rams
- 1999-02 — Quarterbacks, St. Louis Rams
- 2003 — Wide Receivers, St. Louis Rams
- 2004-05 — Quarterbacks, St. Louis Rams
- 2006-10 — Quarterbacks, San Diego Chargers



MIKE SULLIVAN

Offensive Line
13th NFL Season
2nd with Chargers in 2010

A former NFL guard and center, Mike Sullivan proved more than capable in his first season as an assistant with the Chargers. Working alongside Hal Hunter, the offensive line played its best football during the stretch run of the season, allowing just 11 sacks during the team's 11-game win streak to close out the year. Sullivan helped Hunter bring stability to a line that was hit hard by injury throughout the year.

Sullivan played four seasons in Tampa Bay (1992-95) after Dallas drafted him in the sixth round in 1991. He played in 48 career games for the Bucs and was highly regarded for his work in the community. Sullivan earned the Tampa Bay Community Service Player of the Year Award in '93 and was

named a finalist for the NFL Man of the Year Award in '96. He started a program in Tampa that provided college scholarships for needy teenagers.

Sullivan also served two two-year terms as the Buccaneers representative to the NFL Players Association.

Sullivan jumped into coaching after hanging up his cleats, spending five seasons (1997-01) coaching internationally in Germany, France and Spain. He returned to the States in '01 and took a graduate assistant job at the University of Miami.

Sullivan was born in Chicago and played collegiately at Miami. One of his 'Canes teammates was fellow Chargers assistant coach Rob Chudzinski. Between 1986-91, Sullivan started 48 consecutive games at tackle for the Hurricanes, which at the time was the second-longest streak in school history. He and Chudzinski played on National Championship teams in 1987 and '89. Sullivan earned a bachelor's degree in business administration and a master's in international business management, and in 1990, he received a Post-Graduate Scholarship Award from the NCAA.

Sullivan and his wife, Carole, have a son, Patrick, and a daughter, Teagan.

Mike Sullivan's Coaching Experience

- 2001 — Graduate Assistant, University of Miami (Fla.)
- 2001-04 — Assistant Offensive Line, Cleveland Browns
- 2005-06 — Offensive Line, Western Michigan

- 2007-08 — Assistant Offensive Line, Cleveland Browns
- 2009-10 — Offensive Line, San Diego Chargers



STEVEN WILKS

Secondary
5th NFL Season
2nd with Chargers in 2010

In Steven Wilks' first season with the Chargers, San Diego's pass defense improved 20 spots in the rankings, going from 31st to 11th. The Chargers allowed only 209.3 ypg through the air in 2009 after giving up close to 250 in '08 and the secondary was responsible for 12 of the team's 14 interceptions. Quentin Jammer led the way with three interceptions and a team-high 10 passes defended.

Wilks came to the Chargers from Chicago where he and

Ron Rivera teamed to coach the NFL's leading defense in terms of takeaways in 2006, en route to winning an NFC Championship and appearing in Super Bowl XLI. In Wilks' three seasons with the Bears, their secondary was responsible for 42 of the team's 62 picks.

A head and assistant coach on the collegiate level for 11 seasons, Wilks was named Division II Defensive Coordinator of the Year in 1998 by *American Football Quarterly* magazine after Savannah State led the nation in total defense.

A native of Charlotte, North Carolina, Wilks finished his college career at Appalachian State with 103 tackles, four interceptions and four blocked kicks. He played on NCAA I-AA playoff teams in 1989 and '91. After graduation, Wilks went to training camp with the Seattle Seahawks in 1992. After his release from Seattle, Wilks signed with the Charlotte Rage of the Arena Football League for the '93 season.

He and wife, Marcia, have two daughters, Marissa and Melanni.

Steven Wilks' Coaching Experience

- 1995-96 — Defensive Coordinator, Johnson C. Smith University
- 1997-98 — Defensive Coordinator, Savannah State University
- 1999 — Head Coach, Savannah State University
- 2000 — Defensive Backs, Illinois State University
- 2001 — Defensive Backs, Appalachian State University
- 2002 — Defensive co-Coordinator, E. Tennessee St. University

- 2003 — Defensive Backs, Bowling Green State University
- 2004 — Defensive Backs, Notre Dame
- 2005 — Secondary, University of Washington
- 2006-08 — Defensive Backs, Chicago Bears
- 2009-10 — Secondary, San Diego Chargers



GREG WILLIAMS

Assistant Linebackers
2nd NFL Season
2nd with Chargers in 2010

Greg Williams had a positive impact in his first season as an assistant linebackers coach, working alongside John Pagano. In 2009, the group combined to account for 20.5 of

the team's 34 sacks on the season.

A former standout wide receiver and defensive back at the University of North Carolina, Williams played in four bowl games as a Tar Heel and two of his college squads finished their respective seasons ranked in the Top-10. After graduating with a degree in sociology, Williams went to training camp with the Chicago Bears and New York Giants, and played in NFL Europe, the XFL and the Arena Football League.

Williams began coaching in 2003 as an intern at Arizona State. He is a native of Bolingbrook, Illinois, and a graduate of Bolingbrook HS, where he was a standout in football, basketball and track. Williams is married to Valarie.

Greg Williams' Coaching Experience

- 2004-05 — Assistant Coach, College of DuPage
- 2006-07 — Def. Backs and Recruiting Coord., Arkansas Tech Univ.

- 2008 — Secondary and Def. Graduate Asst., Univ. of Pittsburgh
- 2009-10 — Assistant Linebackers, San Diego Chargers



OLLIE WILSON

Running Backs
20th NFL Season
8th with Chargers in 2010

Ollie Wilson will have a strong stable of running backs in 2010 that includes Darren Sproles, an outstanding runner, a dangerous receiver out of the backfield, and one of the top kick and punt returners in the NFL. Sproles combined for 840 yards and seven touchdowns on offense in '09. Wilson will also oversee the development of Ryan Mathews, the team's top pick in the '10 NFL Draft from Fresno State.

A native of Worcester, Massachusetts, Wilson split the first 19 seasons of his NFL coaching career between San Diego and Atlanta. He made inroads to the NFL by participating in the NFL's Minority Coaching Internship Program with both the Houston Oilers and Atlanta Falcons.

Wilson played football, basketball, baseball and ran track at Worcester's Doherty High School. At Springfield College he was an honorable mention All-America wide receiver and earned bachelor's and master's degrees in physical education.

Wilson began his NFL coaching career with the Falcons in 1991. During his first six seasons in Atlanta, Wilson coached three 1,000-yard rushers, including the late Craig "Ironhead" Heyward, a Pro Bowler in 1995. During his second stretch in Atlanta, the Falcons rushed for an NFL-best 13,994 yards and set several team rushing records, including single-season rushing yards (2,939 in 2006) and touchdowns (23 in 2002).

Wilson is married to Nadine.



Ollie Wilson's Coaching Experience

1974 — Wide Receivers, Springfield College
 1975-82 — Offensive Coordinator, Northeastern University
 1983-90 — Running Backs, University of California-Berkeley
 1991-96 — Running Backs, Atlanta Falcons

1997-01 — Running Backs, San Diego Chargers
 2002-07 — Running Backs, Atlanta Falcons
 2008-10 — Running Backs, San Diego Chargers



JEFF HURD

Strength and Conditioning
 16th NFL Season
 4th with Chargers in 2010

Jeff Hurd has more than 25 years of experience in the field of strength and conditioning. He oversees the team's off-sea-

son conditioning programs, which emphasize strength improvement and cardiovascular endurance while enhancing speed and flexibility. He also supervises the club's in-season training regimen, designed to maintain the off-season gains.

Hurd was born in Pomona, California and played baseball at Imperial Valley JC in El Centro, Calif. and Fort Hays State in Hays, Kansas. He graduated with bachelor's and master's degrees in physical education from Fort Hays State.

Hurd and wife Kathy have two sons, Eric and Austin, and a daughter, Audra.

Jeff Hurd's Coaching Experience

1984 — Graduate Assistant, Fort Hays State University
 1985-86 — Strength and Conditioning, Delta State University
 1986-87 — Assistant Strength and Conditioning, Clemson University
 1987-92 — Strength and Conditioning, Western Michigan University
 1992-92 — Strength and Conditioning Intern, Kansas City Chiefs

1994 — Strength and Conditioning, Tulsa University
 1995-97 — Strength and Conditioning, Jacksonville Jaguars
 1998-06 — Strength and Conditioning, Kansas City Chiefs
 2007-10 — Strength and Conditioning, San Diego Chargers



VERNON STEPHENS

Assistant Strength and Conditioning
 6th NFL Season
 4th with Chargers in 2010

Stephens, a native of Jacksonville, Florida, played basketball and ran cross country at Stanton College Prep before

graduating from the University of North Florida in 1997 with a bachelor's degree in Health and Exercise Science.

He was the head strength and conditioning coach at the University of North Florida from 1999-03, where he actually started the school's program. Stephens also worked with the Jacksonville Jaguars strength and conditioning staff during the offseason in 2002 and '03. He also was an assistant speed, and strength and conditioning coach at Colorado from 2003-07, working with the football, basketball, track and field, and cross-country teams.

Stephens and his wife, Tali, have a son and a daughter.

Vernon Stephens' Coaching Experience

1999-02 — Head Strength and Conditioning, Univ. of North Florida
 2002-03 — Strength and Conditioning Intern, Jacksonville Jaguars

2003-06 — Asst. Speed, Strength and Conditioning, Univ. of Colorado
 2007-10 — Asst. Strength and Conditioning, San Diego Chargers



STEVE GERA

Coaches Assistant
 4th NFL Season
 4th with Chargers in 2010

Gera helps the coaching staff with scouting of opponents and film breakdown. He joined the Chargers in 2007 as a football operations intern and began assisting the coaching

staff prior to the start of the '07 season.

Gera joined the Chargers after a four-year stint as a decorated Captain in the U.S. Marine Corps, having served two tours in Iraq during Operation Iraqi Freedom. He was awarded a total of eight medals from the Marine Corps during his military career.

Gera was born in Kansas City, Missouri. He attended Oakville High School in St. Louis, lettering in football, wrestling and track and field. He graduated from the University of Missouri with a degree in English and a MBA from the sports business program at San Diego State University.

Gera is married to Stacey.

Steve Gera's Coaching Experience

2007-10 — Coaches Assistant, San Diego Chargers





PLAYER PERSONNEL



JIMMY RAYE

Director of Player Personnel
16th NFL Season
15th with Chargers in 2010

Raye oversees the Chargers' professional and college scouting departments and assists on player personnel matters. He joined the team in 1996 and spent four years (1996-99) as a scout and eight (2000-07) as director of college scouting.

A wide receiver at San Diego State (1986-90), Raye earned

a degree in public administration. He left SDSU tied for eighth on the school's all-time receiving list with 111 catches.

In 1991, Raye signed with the Los Angeles Rams and spent the entire season on their roster. Afterward he went to training camp with the Chargers in '92 and Houston in '93.

Raye spent the 1994 season as the wide receivers coach at Irvine High School. He worked for Amsterdam of the World League in April '95 and then spent the NFL season as an offensive assistant-quality control coach for the Kansas City Chiefs.

Raye was born in Fayetteville, North Carolina. After his family moved to California, he became an all-league quarterback and defensive back at Irvine HS. He also played basketball and ran track. Raye's father, Jimmy Raye II, is the offensive coordinator for the San Francisco 49ers.



JOHN SPANOS

Director of College Scouting
13th NFL Season
13th with Chargers in 2010

John Spanos coordinates the team's scouting efforts in preparation for the NFL Draft. He spent the 2003-05 seasons as a pro and college scout and 2006-07 seasons as assistant director of college scouting. He also assists in contracts and managing the salary cap.

Spanos first started working for the Chargers in 1995.

While in high school, he worked summers as an assistant in the team's football operations office. From 1998-00 he worked under the direction of Ed McGuire, who schooled him in contract negotiations and managing the salary cap.

From 2001-03, Spanos served two stints in the NFL's Management Council office in New York, learning a wide range of league procedures, reviewing new player contracts and assisting in the League's salary cap reconciliation process.

In June 2010, in recognition of his achievement in Business and Community Leadership, Spanos was named one of the "Top 40 Under 40" Greek Americans by *Greek America Magazine*.

Spanos was born in Stockton, California. He attended The Bishop's School in La Jolla where he won three CIF Championships in football, basketball and golf. In '02, he graduated from Wake Forest University with a degree in business.



RANDY MUELLER

Senior Executive
25th NFL Season
3rd with Chargers in 2010

Randy Mueller scouts top player prospects throughout the country. He has 24 years of NFL experience, including two seasons as general manager of the New Orleans Saints

(2000-01) and three with Miami (2005-07). During his first season as GM of the Saints, Mueller was named NFL Executive of the Year by *The Sporting News*. In between the Saints and Dolphins, he worked as an analyst at ESPN (2002-04).

Mueller spent 17 years with the Seattle Seahawks, joining the club in 1983 as a pro personnel assistant. In 1990 he was named pro personnel director and in '95 he was promoted to vice president of football operations.

A native of St. Maries, Idaho, Mueller played quarterback at Linfield College in McMinnville, Oregon. As a senior, he led the Wildcats to the NAIA Division II National Championship and was named MVP of the title game.

Mueller and his wife, Lori, have a daughter, Riley.



DENNIS ABRAHAM

Director of Pro Scouting
15th NFL Season
10th with Chargers in 2010

Dennis Abraham coordinates the procurement of players during free agency, while also scouting and evaluating players

in the NFL and Canadian Football League. During the season, in addition to his role in player personnel, Abraham handles advance scouting of upcoming Chargers opponents.

Abraham spent five years in the personnel department for the Buffalo Bills, helping prepare the defensive game analysis for the coaches. He also served as the Bills' training camp coordinator from 1998-00.

Born in Buffalo, New York, Abraham attended Akron Central (N.Y.) HS, competing in football, basketball and baseball. He played center and tackle at Baldwin-Wallace College in Berea, graduating in '93 with a degree in sports management.

Abraham and wife, Amy, have two sons, D.J. and Dustyn.

OWNERSHIP, COACHING & ADMINISTRATION





BRYAN COX

Pro Scout
7th NFL Season
7th with Chargers in 2010

Cox was promoted to pro scout in 2006 after working as a scouting intern in '04 and a pro and college scouting assistant in '05.

He was born in San Diego and attended La Costa Canyon High School where he was an all-league wide receiver and defensive back. Cox was elected captain and named team MVP as a senior. He graduated from San Diego State in 2003 with a degree in business administration.



MIKE BIEHL

Assistant Director of College Scouting
13th NFL Season
10th with Chargers in 2010

Mike Biehl was promoted to assistant director of college

scouting in April 2008 after serving as a college scout from '01. He scouts the Midwest region of the country and handles other key player assignments. Biehl spent the 1998-00 seasons working in the personnel department for the Buffalo Bills.

Biehl was born in Champaign, Illinois. He attended Paxton (Ill.) HS, where he played baseball and basketball, and he graduated from Illinois State University with a bachelor's degree in finance and a master's in sports management.

Mike and wife, Kim, have a son, Nathan, and a daughter, Kendall, and they make their home in Tolo, Illinois.



TOM McCONAUGHEY

National Scout
14th NFL Season
13th with Chargers in 2010

McConaughy became a national scout in 2008 after spending the 1998-07 seasons scouting the west and southwest. In 1997 he worked as an area scout for National Football Scouting, Inc.

A wide receiver at Spokane Falls Community College from 1975-76, McConaughy is enshrined in the school's Hall of Fame, along with that of the Northwestern Athletic Association of Community Colleges. He played at the University of

Oregon in 1977 and he completed his eligibility at Central Arkansas, where he earned bachelor's and master's degrees in physical education. McConaughy remained at Central Arkansas as a graduate assistant from 1980-82 and spent the '83 season as an assistant coach at Spokane Falls.

McConaughy went to training camp with New Orleans in 1981 and the New York Jets in '82 before signing with the USFL's New Jersey Generals in '83. He started at wide receiver for two seasons and led the team with 42 catches for 691 yards in '83. In 1984 he went to training camp with the Philadelphia Eagles and he signed with Minnesota in '85, but ended up spending the season on Injured-Reserve.

In 1986, he took a coaching job at South Kitsap High School in Port Orchard, Wa. and later spent nine seasons (1988-96) as the head coach at Federal Way (Wa.) High.

McConaughy was born in Amarillo, Texas. He and his wife, Sheri, have a son, Donny, and a daughter, Monica, and reside in Federal Way.



TOM GIBBONS

College Scout
19th NFL Season
7th with Chargers in 2010

Gibbons evaluates college players in the Northeast region of the country. He was hired by the Buffalo Bills in 1992 as an administrative assistant in scouting and spent 12 years (1995-03) as a college and pro scout. Prior, he spent 1990-91 as a graduate assistant at the University of Pittsburgh.

Gibbons is a graduate of Indiana (Pa.) University where he was a four-year letterwinner as both a linebacker and tight end. In 1989, he joined the Indians' staff as tight ends coach.

Gibbons was born in Dunkirk, N.Y. He and his wife, Kristin, have two sons, E.J. and Thomas, and reside in Hamburg, N.Y.



JIM JAUCH

College Scout
19th NFL Season
13th with Chargers in 2010

Jauch (pronounced "yalk") returned to the Chargers in 2010 to scout colleges in the Southeast region of the United States.

It is his second stint with the Chargers, having served as a regional scout in the Midwest from 1992-03. He was most

recently the Associate Director of College and Pro Scouting for the Cleveland Browns. Jauch joined the Browns in 2004 and served four seasons as a college scout before being elevated to Associate Director of Pro Personnel in 2008 and his most recent role a year later.

A native of Iowa City, Jauch was a defensive back at the University of North Carolina, parlaying his collegiate career into a four-year stint in the Canadian Football League that included stops in Calgary (1989), Edmonton (1990) and Hamilton (1991-92). His father, Ray, is a former CFL head coach, spending 14 seasons with Edmonton, Saskatchewan and Winnipeg. He also coached the Washington Federals of the USFL.

Jauch and his wife Shaunea have a daughter, Sienna, and reside in Cleveland.



ED LANGSDORF

College Scout
11th NFL Season
11th with Chargers in 2010

Langsdorf scouts the Northwest and is the Chargers' representative to the National Scouting Combine. He spent 20 years (1980-99) as an assistant coach and teacher at Linfield College

in McMinnville, Oregon, including four (1992-95) as head coach. Langsdorf was born in Vallejo, California. He attended Glasgow (Mont.) High School and played football and basketball, and ran track. He became a defensive end and tight end at Concordia College in Moorhead, Minnesota, and graduated with a degree in history in 1967. He earned a master's in physical education from Washington State in '69 and a doctorate of education in physical education from Arizona State in '79. Langsdorf and his wife, Jan, have a son, Danny, a daughter, Lisa, and two grandchildren, Lindy and Jacob. Danny is the offensive coordinator and quarterbacks coach at Oregon State under former Chargers head coach Mike Riley. The Langsdorfs reside in Salem, Oregon.



PAUL SKANSI

College Scout
20th NFL Season
11th with Chargers in 2010

Skansi scouts the Northwest for the Chargers. An honorable mention All-America and All-Pac-10 receiver at the University of Washington, Skansi was the Huskies' all-

time leading receiver (138 rec., 1,723 yards). He was drafted by Pittsburgh in the fifth round in 1983 and spent his rookie season with the Steelers. After his release in '84, he signed with Seattle and from 1984-91 caught 166 passes for 1,950 yards and 10 touchdowns for the Seahawks. In 1992, he concluded his playing career with the CFL's Ottawa Rough Riders. Skansi, who has a degree in sociology, returned to his alma mater as an assistant wide receivers coach in 1994. In '95, he coached wide receivers at Idaho and in '99 he followed head coach Chris Tormey to Nevada. Skansi was born in Tacoma, Washington. He and wife, Stephanie, have two daughters, Taylor and Madison, and reside in Poulsbo, Wash.



CHRIS HOBBS

**Executive Assistant-
Player Personnel**

Hobbs tracks and reports tapes and DVDs of college players independently submitted to the scouting department. He also tracks local prospects from San Diego State and the University of San Diego, while scouting the Heritage Bowl and the Texas vs. the Nation All-Star games. And he studies tapes of NFL practice squad players. Hobbs was an intern with the Chargers in 2000 and joined the team full-time in '05. He was born in Hollywood, California, and attended North Hollywood HS. He graduated from University of the Pacific with a degree in sports management.



TRAVIS LASH

**Assistant-
Player Personnel**

Lash works with both the college and pro personnel departments researching and preparing information on players for the college draft and free agency. His scouting responsibilities include the NFL, Canadian Football League, United Football League and the Arena Football League. He joined the Chargers in 2006 as a scouting intern after two years as a staff assistant in the USD Athletic Department. Lash is a native of San Diego and attended La Jolla Country Day High School. He graduated from the University of San Diego with a degree in Communication and Business in 2007. He resides in Del Mar.

FOOTBALL STAFF



JAMES COLLINS

Head Athletic Trainer
23rd NFL Season
15th with Chargers in 2010

Collins heads the NFL Athletic Training Staff of the Year as selected by the Professional Athletic Trainers Society in 2009. Born in Lothian, Maryland, Collins was an aviation physiology technician in the U.S. Navy from 1980-84. He played basketball at Morris Brown College and earned a degree in

physical education from San Diego State. Collins was a Chargers intern '86 and promoted to assistant athletic trainer in '87. He also worked as an orthopedic tech and surgical asst. for the OASIS Medical Group. In 1991,

ATHLETIC TRAINING STAFF



DAMON MITCHELL
Assistant Athletic Trainer



WILL ROGERS
Assistant Athletic Trainer



Collins was hired as an assistant in Denver and spent five seasons with the Broncos. He later spent a season with the World League's London Monarchs ('95) and the '96-98 seasons in Philadelphia before re-joining the Chargers in '99.

Collins is a member of the National Athletic Trainer's Association and serves on the NFL's injury and safety panel. In

2005, he was named to the NATA Hall of Fame selection committee. He was formerly the AFC's representative for the Professional Football Athletic Trainers Society.

James and his wife, Patricia, have one son, James T. III, a sophomore at Creighton University.



BRIAN DUDDY

Director of Video Operations
21st NFL Season
21st with Chargers in 2010

Director of video operations since 1998, Duddy's department is responsible for filming and editing practice and game footage for review by players and coaches using the XOS Thunder Digital Editing System.

Duddy has been with the Chargers for 20 seasons, including three as a staff assistant (1992-94) and three as a video

assistant (1995-97). He was a staff assistant to the coaches during the team's 1994 AFC Championship season. Duddy originally joined the team as a training camp ball boy in 1990.

He was born in San Diego and attended Mira Mesa HS.

VIDEO OPERATIONS STAFF



JASON NEGLUS
Assistant Director of
Video Operations



MATT LeVALLEY
Video Assistant



ARTHUR HIGHTOWER

Director of Player Development
6th NFL Season
6th with Chargers in 2010

Hightower assists players with off-the-field issues and helps prepare them for life after football. He oversees programs in continuing education, life skills, financial and career education/planning and career internships. He serves on the NFL's player development continuing education and financial education committees. In 2007, he received the NFL's Winston-Shell Award for commitment and dedication to developing unique and innovative ideas and solutions.

Hightower spent three years as assistant director of professional development at the NCAA headquarters in Indianapolis.

He oversaw the postgraduate scholarship selection process, the ethnic minority and women's enhancement scholarship programs, the Leadership Institute for Ethnic Minority Males and the national office internship program. He also worked as a student-athlete academic counselor at the University of Houston and the University of Maine.

Hightower was a free safety at Florida A&M University, where he was named Male Scholar Athlete of the Year during his junior season. He graduated from FAMU, magna cum laude, with a degree in graphic arts and printing management. Prior to graduation, he completed a Wall Street Journal internship in printing production-management.

Hightower earned a master's degree in physical education with a concentration in sports administration from Florida State University in 1998. He worked as an NCAA national office intern from 1997-98 in the education services group.

Hightower was born in Fort Lauderdale, Florida and graduated from Brighton High School in Rochester, New York. He and his wife, Tresa, have two daughters and a son.



BOB WICK

Equipment Manager
32nd NFL Season
32nd with Chargers in 2010

Chargers Equipment Manager since 2000, Wick received the Whitey Zimmerman Memorial Award as NFL Equipment Manager of the Year in 2009.

He joined the team as a ball boy and equipment assistant during training camp in 1979. He spent three seasons as an equipment assistant before being named assistant equipment manager in '83. Wick worked as an equipment assistant with the San Diego Clippers from 1978-80, and is the equipment liaison for the Holiday and Poinsettia Bowls, which are both played in Qualcomm Stadium.

Wick was born in San Diego and graduated from Mt. Miguel High School in 1978. He earned an associate degree in business administration from Grossmont College in 1981 and studied finance at San Diego State from 1982-85.

Wick is an avid collector of sports memorabilia. He and his wife, Debbie, have two daughters, Chloe and Courtney, and a son, Robert. Wick is a board member for Scripps Ranch Softball and coaches Chloe in All-Stars and recreational softball.

EQUIPMENT STAFF



CHRIS SMITH
Assistant Equipment
Manager—Field Manager



KEVIN DUDDY
Equipment
Assistant



ADMINISTRATION



A.G. SPANOS

Executive Vice President – Executive Officer

A.G. Spanos oversees all day-to-day business operations of the San Diego Chargers. This includes all marketing, sales, public relations and community relations activities. He also represents the organization at all League and ownership meetings.

Spanos was elevated to executive vice president–executive officer in July 2008 after serving five seasons as the team’s director of marketing programs and business development.

Key among his many priorities, Spanos is working diligently with the team’s customer service, stadium and security partners to continue to grow and enhance the Chargers fans’ game-day experience and the team’s Fan Conduct Program. Fan behavior is a strategic priority for the NFL and the Chargers organization. Additionally, Spanos has spearheaded several new initiatives to create more value for season ticket holders, including events at Training Camp and Qualcomm Stadium exclusively for the team’s most loyal customers.

Spanos was responsible for the development and implementation of the Chargers’ new logo and marks in 2007, including the team’s new uniforms. He coordinated efforts with stadium concessionaire partner Centerplate to launch the opening of a new Chargers Team Store at Qualcomm Stadium and has worked closely with the merchandise partners who supply the store, as well as the team’s On-Line Pro Shop at Chargers.com. In 2002, Spanos founded “Chargers Auction”, which offers official Chargers merchandise and team-worn memorabilia on-line. The program has raised more than \$450,000 for charity.

A.G. has served on the Executive Committee and the Board of Directors for the San Diego Hall of Champions Sports

Museum since 2005. He also serves on the Board of Directors for the San Diego Chamber of Commerce. In June 2010, in recognition of his achievement in Business and Community Leadership, Spanos was named one of the “Top 40 Under 40” Greek Americans by *Greek America Magazine*.

Before joining the Chargers full-time in 2001, Spanos assisted the director of strategic planning for NFL Europe’s London office, analyzing market research for the entire league. While a student at the University of Southern California, he also spent one summer at the NFL League office in New York assisting the business operations department.

Spanos earned a Bachelor’s degree in marketing from the Marshall School of Business at USC. He spent one summer completing an internship at KFMB-TV as a production manager while he was attending USC. He played football as a freshman at Tufts University in Medford, Mass.

Spanos was born in Stockton, California and currently resides in La Jolla. He is the oldest son of team President Dean Spanos and his wife Susie. He attended La Jolla Country Day School in La Jolla where he lettered in football and basketball.

EXECUTIVE STAFF



YOLANDA TYUS
Executive Assistant



JEREMIAH T. MURPHY

Executive Vice President

Although he recently retired officially in 2009, Murphy remains as an advisor to the Spanos Companies’ Board of Directors and works on special projects for the team. Murphy

has been a highly-respected leader in the Spanos organization since 1982.

A retired captain in the U.S. Air Force, Murphy graduated with a degree in business from Bernard Baruch College in New York City in 1966. He is a member of the American Institute of CPAs and the California Society of CPAs, and worked from 1971-82 as a senior partner at Bowman and Company, a Stockton, California CPA firm.

Murphy was born in New York, N.Y. He, his wife, Sandra, and their son, Gregory, reside in Stockton. Daughter, Tara, resides in San Diego, as does daughter, Lisa Stevenson, her husband, Mark, and Murphy’s two granddaughters, Alisha and Morgan.



JEANNE M. BONK

**Executive Vice President–
Chief Financial Officer**

Bonk joined the Chargers in 1991 as CFO and oversees the team's day-to-day financial operations. She is also a member of the negotiating team for a new stadium in San Diego.

Bonk gained business and accounting experience with the international accounting firm Price Waterhouse (1983-91) and was a senior audit manager when she joined the Chargers.

Bonk graduated with honors from the University of San Diego in 1983 with a degree in business administration/accounting and is a Certified Public Accountant.

Born in Covina, Calif., Bonk attended Mater Dei High School in Santa Ana. She is a member of the American Institute of CPAs and the California Society of CPAs. She chairs the finance committee for Cathedral Catholic High School and is a member of the San Diego Humane Society's Audit Committee.

Jeanne and her husband, Jim, reside in Bonita, California.



MARSHA WELLS

Controller

Wells joined the Chargers in 1996 after working 16 years for the A.G. Spanos organization. She joined the company in

'80 in Las Vegas and relocated to San Diego in '87, assuming the duties of chief financial officer/property management.

She graduated with a degree in accountancy from Northern Illinois University in 1976 and a master's in business administration from the University of Nevada-Las Vegas, in '82. A Certified Public Accountant and member of the American Institute of CPAs, Wells garnered three years (1976-79) of public accounting experience with the firm Peat, Marwick, Mitchell and Co., in Decatur, Illinois.

She was born in Beardstown, Ill., and attended Rushville High School. Wells is single and resides in Coronado.

ACCOUNTING STAFF



RICH ALEXANDER
Assistant Controller



CHRYSTAL LEE
Accounting Manager



GRACE PARRA
Accounts Payable



LESLEY PARKER
Accounts Receivable



STARLENE GANGITANO
Payroll/Human Resources





KEN DERRETT

Senior Vice President– Chief Marketing Officer

Derrett was elevated to senior vice president-chief marketing officer in 2010. He joined the Chargers in 2001 and is responsible for all of the team's marketing and sales functions. During his tenure, the team has experienced significant growth in premium seat sales, sponsorships and broadcast revenue and merchandise sales.

Derrett was the senior VP for global marketing partnerships for the NBA from 1999-01. He joined the NBA in 1995 and was named managing director of NBA Canada in 1996.

Derrett was the manager of sport and entertainment properties at Labatt Breweries of Canada from 1988-95. He managed Labatt's interests with the NFL, Toronto Blue Jays, Canadian Olympic Association, Hockey Canada, Canadian Curling Association and the Commonwealth Games. In addition, he managed several strategic relationships for the company including SkyDome, TSN and the Canadian Country Music Association. Derrett also worked for the CFL from 1978-88,

developing the annual business and operations plan for the Grey Cup Championship.

Derrett currently serves on the board of directors and marketing committee for the San Diego Convention & Visitor's Bureau. He is on the marketing committee for the partnership council of the American Cancer Society and held a similar post for the 2008 U.S. Open Golf Championship.

A native of Winnipeg, Manitoba, Derrett received his Bachelor of Commerce in Sports Administration from Laurentian University in Sudbury, Ontario. In '08, he received an honorary doctorate in sports administration from the school.

Derrett and his wife, Denise, have two children, Amy and Trevor. Amy is currently attending UCLA and Trevor is a freshman at the University of Arizona.

EXECUTIVE STAFF



RACHELLE POOL
Executive Assistant



DENNY O'LEARY

Vice President of Marketing Partnerships

O'Leary is in his 11th NFL season and ninth with the Chargers. Promoted to vice president of marketing partnerships in 2010, he manages the strategic development and daily operations of the team's corporate sales and services department.

Through the sale of team-controlled inventory such as tele-

vision, radio, signage, promotional platforms and hospitality, O'Leary has managed a team that has consistently seen success with retention of corporate clients as well as the addition of new corporate partners. In addition, O'Leary has developed a department infrastructure that focuses on sponsor activation, brand equity and return on partnership investment.

Locally, O'Leary serves on the board of directors for the Make-A-Wish Foundation.

Prior to the Chargers, O'Leary worked with the Denver Broncos, Integrated Sports International, the Utah Grizzlies of the IHL and the NBA's Los Angeles Clippers.

O'Leary was born in St. Louis, Missouri. He graduated from Indiana University in 1990 with a degree in economics.

He and wife, Kari, have two daughters, Kaitlyn and Kylie, and a son, Ryan.

MARKETING STAFF



S. BRANDON WARD
Senior Manager,
Marketing Partnerships
& Broadcasting



DOUG CARNAHAN
Corporate Sales
Manager



CHRIS LEE
Corporate Sales
Manager



NICOLETTA RUHL
Manager, Business
Development



AMY KLUTZ
Senior Manager,
Client Services



ERIN VANDENBERGH
Manager, Marketing
Production



JENNIFER STAKIV
Coordinator, Marketing
Partnerships



LISA SIMMONS
Charger Girls Director

OWNERSHIP, COACHING
& ADMINISTRATION



TODD POULSEN

Senior Director of Ticket Sales & Services

Poulsen is responsible for ticket sales and services, premium product sales and services, ticket operations and the day-to-day supervision of the team's ticket office.

He joined the Chargers in 2003 after spending six years with the NBA's Los Angeles Clippers, including three as director of sales. During his tenure, the Clippers were fifth in the NBA in new season ticket sales and set franchise records for overall group sales revenue, attendance and sellouts.

From 1994-98, Poulsen was an account executive for the Minnesota Timberwolves. He led the department in season ticket sales and overall revenue.

Poulsen was born in Salt Lake City, Utah. He graduated from Utah State University with a degree in marketing and from the University of Redlands with a master's in management. Poulsen and his wife, Marilyn, have two daughters, Morgan and Madeline, and live in San Diego.

TICKET SALES STAFF



EMILY GOWDY
Manager, Premium Seating Sales



TOM MILKS
Manager, Premium Seating Sales



ALLISON ESCOTT
Manager, Suite Services



STEVE PANKOWSKI
Manager, Ticket Sales



MARISSA EGGERS
Account Executive



KATY ELLQUIST
Premium Seat Services Coordinator



JOHN HINEK

Director of Business Operations

Hinek is going into his 38th year with the Chargers. He joined the team as a ball boy in 1973, coordinates team travel and is the facilities coordinator for the team's practice com-

plex. He also serves as the Chargers' training camp coordinator, a role he has held since 1978.

From 2000-04, Hinek oversaw operations at Qualcomm Stadium and he was the team's director of college scouting from 1990-94.

His father, Frank, is the former equipment manager of the Oakland Raiders (1960-62) and brother, Bronco, was the San Francisco 49ers' equipment manager from 1984-97.

Hinek was born in Milwaukee, Wisconsin, and grew up in Alameda, California. He attended San Diego State University and graduated with honors in physical education.

John is married to the former Barbara DeBarrows of Point Loma. They have two daughters, Camille and Jacquelyn.

BUSINESS OPERATIONS STAFF



JOHN LEATHERWOOD
Business Operations Assistant



GEORGETTE ROGERS
Receptionist



CHUCK SANDUSKY
Facilities Coordinator



PAUL CHAPMAN
Head Staff Assistant



JAYJAY MANIQUIS
Staff Assistant





BILL JOHNSTON

Director of Public Relations

Johnston is in his 21st season as director of public relations and 31st with the team. He is responsible for managing the public image and overall communications strategy for the Chargers. This includes media relations, publications and content and messaging on the team's website – www.Chargers.com. He is the team's primary liaison for the team's and NFL's broadcast partners, local and national media outlets, and team-produced media.

Johnston joined the Chargers in March, 1979 while attending San Diego State University. He earned a degree in journalism in '81, and was named public relations assistant that year. He also served as assistant director of public relations (1984-87) and director of community relations (1988-89). He also oversaw community outreach and public affairs from 1990-00.

Johnston was born in La Mesa, California, and attended Helix High School. He is on the board of directors of the Huntington's Disease Society of America, San Diego. He was honored by the national HDSA in October 2008 for his support of the organization. While serving as president of the board, the San Diego Chapter was named the national HDSA Chapter of the Year in 2005 and '07. An avid runner, Johnston has run the San Diego Rock 'n' Roll Marathon 11 times and raised more than \$500,000 to cure HD.

Johnston and his wife, Ramona, have a son, Jared, and a daughter, Hayley.

OWNERSHIP, COACHING & ADMINISTRATION

PUBLIC RELATIONS STAFF



SCOTT YOFFE
Assistant Director
of Public Relations



JAMAAL LaFRANCE
Media Relations
Coordinator



JENNIFER ROJAS
Corporate
Communications
Coordinator



JOEL PRICE
Manager, Internet
Services



CHRISTOPHER SMITH
Managing Editor—
Web Site &
Publications



MIKE NOWAK
Team Photographer



KIMBERLEY LAYTON

Director of Public Affairs & Corporate/Community Relations

Layton joined the Chargers in 2000 and has expanded the Chargers' outreach and impact in the community by creating programs and initiatives to enhance the Chargers' corporate, business, educational and charitable relationships. She also oversees the Chargers Community Foundation, which has provided more than \$3.5 million in benefits to San Diego's youth and educational communities.

In March 2010, Layton received the Contributor to Amateur Football Award from the San Diego Chapter of the National Football Foundation and College Hall of Fame.

Layton worked in state and local govt. for 12 years, enter-

ing the political arena in 1988. She served as chief of staff for Assemblywoman Lucy Killea from 1989-95. In '95, she was appointed Assistant Director for the Department of Intergovernmental Relations for the City, and in 1996 she was promoted to Director. In 1998, Layton was appointed as Chief of Staff for Mayor Susan Golding.

Layton is a graduate of San Diego High School. She earned a degree from the University of California at Irvine and is married to Farrell Layton.

COMMUNITY RELATIONS STAFF



JAMES BOURGUIGNON
Community Relations Coordinator



DICK LEWIS

Director of Security

Lewis has spent the last 21 years as director of security. He was also the team's director of player outreach in 2007, working to develop a positive and active role in the community.

His weekly tradition of taking players and coaches to serve meals to the homeless is one example. Lewis has also taken players to visit hospitals and helped players become mentors to troubled teens. In May, the Salvation Army honored Lewis with its Partners in Mission Award for his dedication to helping the homeless.

Lewis joined the team in 1989 upon retirement from the

San Diego Police Department. During his tenure in the SDPD, he worked as a patrol officer, a member of the department's school task force and an assistant to the Chief of Police for community relations. Highly regarded for his work in keeping a lid on racial tension and gang activities during the '70s and '80s, Lewis was honored by the San Diego Police Museum in Feb. 2010 in honor of Black History Month, receiving a plaque that will permanently hang on the museum's wall.

From 1955-68, Lewis was a hospital corpsman in the U.S. Navy serving with the Marines. He performed two 13-month tours in southeast Asia during the Vietnam War.

Lewis was born in Bay City, Texas, and attended Hilliard High School. He earned bachelor's and doctorate degrees in law from Cabrillo Pacific University.

He is also the lead vocalist in "Time Out," a R&B band featuring members of the team's security staff. The band entertains throughout Southern California.

Lewis resides in Ramona with daughter, Roshaun and grandson, Jeremy.

TEAM SECURITY STAFF



RITO ARCIAGA
Team Security



NICK JOHNS
Team Security



MOË RAHIM
Team Security



DICKSON ULA
Team Security



SEAN O'CONNOR

**Director of Stadium/
Game Operations &
Special Events**

O'Connor is in his 22nd season with the Chargers and is responsible for all aspects of stadium operations, including parking, security, game presentation, entertainment, BoltVision, audio, scoreboard operations and fan interactive areas. He also coordinates special events and acts as the team's liaison with the concessionaire at Qualcomm Stadium. O'Connor has also worked for the NFL at the last 12 Super Bowls.

Before joining the Chargers, he was the director of sales and an account executive with the San Diego Sockers of the Major Indoor Soccer League.

O'Connor was born in Buffalo, New York, and attended St. Joseph's Collegiate Institute in Buffalo. He graduated with a degree in business administration from the University of San Diego in 1982.

Sean and his wife, Meghann, reside in San Diego with their sons, Liam and Quinn.

STADIUM OPERATIONS & EVENTS STAFF



KEVIN DALY
Creative Services
Manager



TOM CARSON
Stadium Operations
Manager



ELLEN MEADOR
Executive Producer
Chargers Television





MICHAEL L. DOUGHERTY

Director of Ticket Operations

Dougherty oversees all aspects of the ticket office, including season ticket accounts, Club level accounts and single-game ticket sales. He is in his 17th season with the Chargers.

Dougherty, who worked for the San Diego Padres from 1991-94, was born in Pasadena, Calif. He attended Arcadia (Calif.) HS and earned a degree in communications from the

University of the Pacific in 1988.

Mike and his wife, Shannon, live in La Costa. They have daughters Brittany and Mikaela, and sons, Connor and Daniel.

TICKET OPERATIONS STAFF



BETSY PYLE
Ticket Operations
Assistant



SHIRLEY ABOYME

Director of Guest Services

Aboyme returned to the Chargers in 2006 after previously working for the team from 1997-02 as a suite services manager and executive suites coordinator. From 2002-06, she was the premium seating services manager at the STAPLES Center in Los Angeles.

Aboyme attended Mt. Carmel High School in San Diego. She graduated from the University of California-Santa Barbara with a degree in business economics and a minor in sports management. She also earned a master's of business administration from National University.

GUEST SERVICES STAFF



WILSON CLUINEY
Guest Services
Manager



MEKAELA BERRY
Club Seat Services
Manager



JAMES NAVARRA
Guest Services
Representative



JOSE VIRGEN
Guest Services
Representative



JULIE DALFORNO
Guest Services
Representative



JOANNE HERNANDEZ
Guest Services
Representative

SUPPORT STAFF



GEORGE PERNICANO
Minority Owner



MSGR. DAN
DILLABOUGH
Team Chaplain



SHAWN MITCHELL
Team Pastor



DR. DAVID CHAO
Team Doctor



DR. TAL DAVID
Team Doctor



DR. JERRY HIZON
Team Doctor



DR. CALVIN WONG
Team Doctor



VETERANS & RETURNING PLAYERS

Antonio Gates soared to new heights in 2009, setting a career-high with 1,157 yards en route to his sixth-straight Pro Bowl selection.

Photo: Mike Nowak



90

ANTWAN APPLEWHITE

Linebacker
6-3, 258
3rd NFL Season
4th with Chargers

San Diego State
Free Agent - '07
Narbonne HS
Los Angeles, Calif.

Applewhite will look to rebound in 2010 from a hamstring injury that cost him nearly the entire '09 season. He hurt it during the season-opener in Oakland and tried to come back, but after missing four games, Applewhite was ultimately placed on the "Reserve-Injured" list.

A former standout on a couple of under-performing teams at San Diego State, Applewhite applied for early draft status following his junior season in '06 and all 32 NFL teams passed him over. Opting to stay close to home, he signed with the Chargers as a free agent and landed on the team's practice squad before moving on to the active roster.

The biggest play of his career was a forced fumble on an onside kick during a 2008 mid-December game in Kansas City. A loss would have eliminated the Chargers from the playoff race, but the Bolts recovered the fumble and scored a touchdown to win the game, 22-21.

Off the field, Applewhite has involved himself in a handful of charitable activities, including serving holiday meals provided by the San Diego Food Bank. Applewhite enjoys going to the movies, watching his favorite NBA team, the Los Angeles Lakers, and fishing.

TRANSACTION HISTORY: Signed with Chargers, May 4, 2007...waived Sept. 1, 2007...signed to practice squad, Nov. 21, 2007...re-signed, Jan. 23, 2008...waived Aug. 20 and signed to practice squad, Sept. 1, 2008...signed two-year contract to active roster, Sept. 10, 2008.

2009: INA Weeks 2-5 and placed on "Reserve-Injured" (hamstring) Oct. 20. **2008: Chargers Alumni ST POM in December...**with 1:13 remaining in 4Q Dec. 14 at KC, hit and FF on Dwayne Bowe during onsides kick...Bolts recovered and four plays later scored go-ahead TD to win, 22-21...season-high seven TTs vs. Chiefs...four-yard TFL on fake punt in Jan. 11

Divisional Playoffs at PIT. **2007:** Practice squad player.

COLLEGE: First-team All-MWC as junior...honorable mention All-MWC as soph...INT and 75-yard return set up TD as RS frosh in 2004 game against 17th-ranked Michigan...finished career with 126 TT, 17 sacks and 22.5 TFL...left school following junior season to enter NFL Draft...redshirted in '03 and was scout team defensive POY...played at San Diego State from 2003-06...criminal justice major.

PERSONAL: Born in Los Angeles...all-league, all-area and all-region at Narbonne HS in Torrance, Calif.

Regular Season		G-S	Tack.-Asst.	Total	Sacks-Yds.	Int.-Yds.	Long	TD	Pass Def.	Fumbles For.-Rec.	TFL	Special Teams Tackles
2008	San Diego	14-0	12-7	19	0.5-0	0-0	0	0	0	0-0	1	9
2009	San Diego	1-0	0-0	0	0-0	0-0	0	0	0	0-0	0	0
Totals		15-0	12-7	19	0.5-0	0-0	0	0	0	0-0	1	9

Postseason		G-S	Tack.-Asst.	Total	Sacks-Yds.	Int.-Yds.	Long	TD	Pass Def.	Fumbles For.-Rec.	TFL	Special Teams Tackles
2008	San Diego	2-0	0-3	3	0-0	0-0	0	0	0	0-0	0	2

Single-game Highs

Tackles — 7 at Kansas City Dec. 14, 2008
Sacks — 0.5 at Miami Oct. 5, 2008

Postseason Single-game Highs

Tackles — 2 at Pittsburgh Jan. 11, 2009

Additional Statistics

Special Teams Forced Fumbles — 2008, 1



97

RYON BINGHAM

Defensive End-Tackle
6-3, 303
6th NFL Season
6th with Chargers

Nebraska
Draft 7A - '04
Alta HS
Sandy, Utah

Big things were expected from Bingham in 2009, but before he could get on the field, a triceps injury in training camp sidelined him for the season. Healthy again, Bingham could be in the mix for an expanded role in 2010.

Bingham is a true outdoorsman. His hobbies include

hunting, fishing and backpacking. Several times he's hiked into Utah's Uinta Mountains to camp and fish in the range's many lakes and streams.

Bingham and his wife, Danielle, have two kids, daughter, Kayla, and son, Sawyer.

VETERANS & RETURNING PLAYERS

Bingham's dad and older brother are both former football players. Dad, Jeff, was a defensive end at Weber State and older brother, Josh, played DE at Southern Utah State.

Bingham regularly contributes to the Chargers' work in the community, often volunteering to hand out holiday meals to the less fortunate.

TRANSACTION HISTORY: Chargers' seventh-round choice (2004), April 25, 2004...signed July 13...re-signed March 15, 2007...signed three-year extension thru 2010, Dec. 24, 2007.

2009: Spent season on "Reserve-Injured" (triceps)...inj. during training camp. **2008:** Closed out 3Q goal-line stand Wk 6 NBC SNF against NE with sack of Matt Cassel on 4th-and-goal at one. **2007:** Started for Jamal Williams (elbow) Oct. 28 vs. HOU and tallied FTL...started at DE Nov. 18 at JAC and season-high 10 TTs...led DL with eight tackles in Jan. 20 AFC Championship Game at NE. **2006:** Sacks Nov. 19 at DEN and Nov. 26 vs. OAK. **2005:** First-career game in season finale versus DEN. **2004:** Placed on "Reserve-Injured" Aug. 31 (left torn biceps

tendon)...inj. during training camp practice Aug 17.

COLLEGE: Second-team All-Big 12 as senior...honorable mention and Academic All-Big 12 as junior...Big 12 Commissioner's Academic Honor Roll as soph... redshirted as true freshman in '99...missed '00 season (broken right foot)...played at Nebraska from 1999-03...degree in criminal justice.

PERSONAL: Born in Salt Lake City, Utah...Salt Lake Tribune Defensive POY and all-state at Alta HS in Sandy, Utah...Gatorade Circle of Champions POY in Utah...two-time Class 5A heavyweight wrestling champion with 64-1 record including 58 pins.

Regular Season

Year	Team	G-S	Tack.-Asst.	Total	Sacks-Yds.	Int.-Yds.	Long	TD	Pass Def.	Fumbles For.-Rec.	TFL	Special Teams Tackles
2004	San Diego	0-0	Reserve-Injured (biceps)									
2005	San Diego	1-0	1-0	1	0-0	0-0	0	0	0	0-0	0	0
2006	San Diego	16-0	7-13	20	1.5-3.5	0-0	0	0	0	0-0	2	0
2007	San Diego	16-2	32-26	58	1.5-8	0-0	0	0	0	0-0	4	0
2008	San Diego	16-0	17-20	37	1.5-1	0-0	0	0	0	0-0	3	0
2009	San Diego	Reserve-Injured (triceps)										
Totals		49	57-59	116	4.5-12.5	0-0	0	0	0	0-0	9	0

Postseason

Year	Team	G-S	Tack.-Asst.	Total	Sacks-Yds.	Int.-Yds.	Long	TD	Pass Def.	Fumbles For.-Rec.	TFL	Special Teams Tackles
2006	San Diego	1-0	0-0	0	0-0	0-0	0	0	0	0-0	0	0
2007	San Diego	3-0	7-7	14	0-0	0-0	0	0	0	0-0	0	0
2008	San Diego	2-0	1-2	3	0-0	0-0	0	0	0	0-0	0	0
Totals		6-0	8-9	17	0-0	0-0	0	0	0	0-0	0	0

Single-game Highs

Tackles — 10 at Jacksonville Nov. 18, 2007
Sacks — 1 (3x) Last vs. NE Oct. 12, 2008

Postseason Single-game Highs

Tackles — 8 at New England Jan. 20, 2008



50 DAVID BINN

Long Snapper
6-3, 228
17th NFL Season
17th with Chargers

California
Free Agent - '94
San Mateo HS
San Mateo, Calif.

The longest tenured player on the Chargers' roster and the only remaining player from the Chargers' 1994 Super Bowl team, long snapper David Binn heads into the 2010 season as the franchise's all-time leader in seasons (16) and games played (255). This includes 178 consecutive games, tied with Russ Washington for the most in team history. Binn will likely claim that record for himself on opening day.

Known for pinpoint accuracy, Binn is among the best at his trade. He joined the Chargers as an undrafted free agent from Cal-Berkeley in '94 and has spent his entire NFL career in Lightning Bolts. One of the league's most durable players, Binn has missed only one game in his career due to injury.

Long overlooked, he was finally rewarded with his first trip to the Pro Bowl after the '06 season when AFC coach Bill Belichick selected him as the conference's "need" player. Binn's accurate snaps have helped the careers of several of the leading kickers and punters in team history, including the team's current duo of Nate Kaeding and Mike Scifres, and

past greats like John Carney and Darren Bennett.

In '08, Chargers General Manager A.J. Smith rewarded Binn with a four-year contract through the 2011 season.

An avid golfer, Binn maintains a handicap that hovers in the low single digits. He has been invited to compete in golf tournaments around the country, and in '99 he won a trip to Hawaii in a hole-in-one contest.

Binn has long been a supporter of the local military. In May '03, he visited the aircraft carrier USS Abraham Lincoln at sea as the ship and its crew returned to San Diego from the war in Iraq. Aboard the ship, he had the chance to meet President George W. Bush, who had also flown to the carrier to deliver a speech to the nation declaring an end to the hostilities in Iraq. Binn was photographed with the nation's Commander in Chief. In 2000, he received a special invitation to fly in an F-18 with the Navy's Blue Angels.

He has also been one of the Chargers' most active players in the local community. In 1998, he started the David Binn





David Binn, continued

Foundation to support environmental education and scholarship programs. The foundation supports several worthy causes including the annual "Teddy Bear Drive to Children's Hospital," in which local police deliver stuffed animals to patients.

Binn has visited many interesting places, including Russia, Hawaii, Alaska, Australia, Europe and Costa Rica.

A native of Foster City in Northern California, Binn now

makes his home year-round in Pacific Beach. In 2007, he was honored in his hometown when he was elected into the San Mateo County Hall of Fame, joining such stars as NFL Hall of Fame wide receiver Lynn Swann and former San Francisco Giants' slugger Barry Bonds.

Binn got married in November 2009, tying the knot with the former Jennifer Isley. The couple has a son, Jackson.

TRANSACTION HISTORY: Signed with Chargers as undrafted rookie, April 28, 1994...re-signed July 18, 1995, May 8, 1996, Feb. 25, 1998, Feb. 14, 2000, March 5, 2002, March 2, 2003 and March 3, 2004...signed four-year contract May 12, 2008.

2009: Season-high two STTs Oct. 4 at PIT...**Game Ball** after Nate Kaeding's game-winning 52-yard FG Dec. 20 vs. CIN.

2008: USA Today All-Joe. 2007: Two STTs in playoffs.

2006: Pro Bowl special teams "needs" player...team-record

201st career game Wk 10 at DEN...FR of blocked punt Dec. 17 vs. KC led to 85-yard TD run on next play. **2005: USA Today All-Joe...**100th consecutive game at DEN Sept.

18. **2004:** Handled all snapping duties. **2003:** Season-high three STTs at DET Dec. 7 and at CHI Nov. 2.

Games Played-Started: 1994 (16-0, San Diego); 1995 (16-0, San Diego); 1996 (16-0, San Diego); 1997 (16-0, San Diego); 1998 (15-0, San Diego); 1999 (16-0, San Diego); 2000 (16-0, San Diego); 2001 (16-0, San Diego); 2002 (16-0, San Diego); 2003 (16-0, San Diego); 2004 (16-0, San Diego); 2005 (16-0, San Diego); 2006 (16-0, San Diego); 2007 (16-0, San Diego); 2008 (16-0, San Diego); 2009 (16-0, San Diego); **Total** (255-0).

Postseason Games Played-Started: 1994 (3-0, San Diego); 1995 (1-0, San Diego); 2004 (1-0, San Diego); 2006 (1-0, San Diego); 2007 (3-0, San Diego); 2008 (2-0, San Diego); 2009 (1-0, San Diego); **Total** (12-0).

Special Teams Tackles — 1994, 10; 1995, 3; 1997, 2; 1998, 3; 1999, 2; 2000, 3; 2001, 3; 2002, 2; 2003, 8; 2004, 1; 2005, 1; 2006, 5; 2008, 4; 2009, 6; **Total**, 53.

Special Teams Fumble Recoveries — 2006, 1.

Postseason Special Teams Tackles — 2007, 2; 2008, 1; **Total**, 3.



70 ALFONSO BOONE

Defensive End
6-3, 320
10th NFL Season
2nd with Chargers

Mt. San Antonio
FA - '09
Hill HS
Saginaw, Mich.

Signed two weeks into the 2009 regular season, Boone provided veteran experience on the defensive line and leadership inside the locker room. Despite being thrown right into the fire, Boone had a solid first season in San Diego and re-upped for a second season on March 8. He finished his first year in San Diego with a career-high three sacks.

The 10th year veteran has played in 126 career regular-season games and seven postseason contests, including Super Bowl XLI with Chicago. Boone is familiar with the Chargers' defensive scheme having played for both Defensive Coordinator Ron Rivera and Defensive Line Coach Don Johnson in Chicago.

TRANSACTION HISTORY: Seventh-round pick by DET, April 16, 2000...signed July 17...released Aug. 28 and re-signed to practice squad, Aug. 29...signed by CHI from DET's PS, Nov. 21...re-signed with Bears, Aug. 19, 2002...signed with KC, March 20, 2007...released Sept. 1, 2009...signed with Chargers, Sept. 22...re-signed one-year deal, March 8, 2010.

2009: Sack and two QB pressures in 21-20 win at NYG Nov. 8...**Game Ball** for key 11-yard sack and FF during Dec. 20 three-point win over CIN. **2008:** Lone sack of season in Sept. 7 opener at NE...INA for MIA game Dec. 21 (thigh). **2007:**

Career-high seven TTs and sack at HOU Sept. 9...hit on GB's Brett Favre resulted in INT Nov. 4...INA for TEN game Dec. 16 (head inj.). **2006:** Three playoff GP for Bears, including Super Bowl XLI vs. IND. **2005:** First-career FG block vs. MIN Oct. 16. **2004:** Missed MIN (Sept. 26), PHI (Oct. 3), WAS (Oct. 17) and TB (Oct. 24) games (knee)...matched career-high with 1.5 sacks vs. MIN Dec. 5. **2003:** PBU led to INT by DE Alex Brown vs. OAK Oct. 5. **2002:** First-career start vs. NO Sept. 22...career-best 1.5 sacks vs. TB Dec. 29. **2001:** First-career game Oct. 21 at CIN...first-career sack at DET Dec. 30. **2000:** INA for all five games.

VETERANS & RETURNING PLAYERS

COLLEGE: Began career at Central State, NAIA school in Wilberforce, Ohio in 1995...school dropped program after first season...enrolled at Mt. San Antonio JC in 1998 and played two seasons...Mission Conference Defensive Player of

Year as junior...first-team JUCO All-America and all-conference as sophomore.

PERSONAL: Born in Saginaw, Michigan.

Regular Season		G-S	Tack.-Asst.	Total	Sacks-Yds.	Int.-Yds.	Long	TD	Pass Def.	Fumbles For.-Rec.	TFL	Special Teams Tackles
2001	Chicago	11-0	9-2	11	2-17	0-0	0	0	0	0-1	0	0
2002	Chicago	16-5	22-6	28	1.5-5	0-0	0	0	1	1-1	5	0
2003	Chicago	16-6	30-9	39	1-8	0-0	0	0	3	0-0	3	0
2004	Chicago	12-2	11-7	18	2.5-13.5	0-0	0	0	1	0-0	5	0
2005	Chicago	16-1	11-11	22	1.5-10	0-0	0	0	3	0-0	4	0
2006	Chicago	12-4	24-11	35	2-13	0-0	0	0	0	0-0	5	0
2007	Kansas City	15-15	27-4	31	1-11	0-0	0	0	3	0-1	2	0
2008	Kansas City	15-4	12-2	14	1-8	0-0	0	0	1	0-0	2	0
2009	San Diego	13-4	14-7	21	3-22	0-0	0	0	1	0-0	4	0
Totals		126-41	160-59	219	15.5-106.5	0-0	0	0	13	1-3	30	0

Postseason		G-S	Tack.-Asst.	Total	Sacks-Yds.	Int.-Yds.	Long	TD	Pass Def.	Fumbles For.-Rec.	TFL	Special Teams Tackles
2001	Chicago	1-0	1-1	2	0-0	0-0	0	0	0	0-0	0	0
2005	Chicago	1-0	0-0	0	0-0	0-0	0	0	0	0-0	0	0
2007	Chicago	3-0	1-1	2	0-0	0-0	0	0	0	0-0	0	0
2009	San Diego	1-0	1-0	1	0-0	0-0	0	0	0	0-0	0	0
Totals		6-0	3-2	5	0-0	0-0	0	0	0	0-0	0	0

Single-game Highs

Tackles — 6 vs. Oakland Oct. 5, 2003
Sacks — 1.5 (2x) Last: vs. Minnesota Dec. 5, 2005



99

KEVIN BURNETT

Inside Linebacker
6-3, 240
6th NFL Season
2nd with Chargers

Tennessee
UFA (Dallas) - '09
Dominguez HS
Compton, Calif.

A native of Los Angeles, Burnett was excited for the opportunity to play in San Diego after leaving Southern California to attend college at Tennessee and then spending his first four NFL seasons in Texas.

Burnett races remote-controlled cars competitively and has a custom-built track in the back yard of his San Diego home. He also competes at the Revelation Raceway in



Ontario and at Thunder Alley in Beaumont. His interest in RC Racing began after his wife, Maia, bought him a couple of cars for Christmas. He now has a racing garage with more than 20 cars.

Burnett and Maia oversee the Kevin Burnett Foundation, which supports literacy and education. It offers educational opportunities for lower-income families and a mentor element for children who have grown up in single-parent homes. The foundation works with children and families in San Diego, Los Angeles and Dallas. The Burnetts have two sons, Kamurhan and Kevin III, and a daughter, Kaihler.

An outstanding student and an astute writer, Burnett is currently authoring two marriage books for young couples.

Kevin is not the lone athlete in the Burnett family. Younger brother, Kealin, is a junior starting linebacker at the University of Nevada.

TRANSACTION HISTORY: Second-round pick by DAL (42), April 23, 2005...signed July 30, 2005... signed two-year contract with Chargers, March 12, 2009.

2009: season-high 14 TTs Sept. 27 vs. MIA...ended Dolphins' first drive with 3rd-down pass defended and six-yard sack on next possession...career-high 1.5 sacks Nov. 22 at DEN. **Game Ball** following Nov. 15 game vs. PHI...set up Chargers' first TD forcing three-and-out with 3rd-down TFL...later helped force FG with first and third-down stops on goal-to-go plays from one. **2008:** season-high four STTs vs. WAS Sept. 28. **2007:** Season and career-high nine TTs along with season-high three STTs at NYG Nov. 11. **2006:** INT and 39-yard TD return off Peyton Manning in Nov. 19 win over previously unbeaten IND...team-high three STTs in Wild Card Playoffs at SEA Jan. 6. **2005:** INA Wks 1-2 after having surgery on left knee Sept.

8...season-high three STTs at CAR Dec. 24...onto "Reserve-Injured" Dec. 29 after tearing right ACL in practice Dec. 28.

COLLEGE: All-America and two-time All-SEC...in '03, he and T Michael Munoz became first juniors to serve as team captains since 1944...in '04, they became first two-time captains since J.G. Lowe in 1924-25... '04 semifinalist for Butkus and Nagurski Awards...tore left ACL in '02 season opener and spent year as medical redshirt...SEC Academic Honor Roll in '02 and '03 and SEC and AFCA Good Works teams in '03...bachelor's and master's degrees in sports management from Tennessee.

PERSONAL: Born in Inglewood, California...All-America, all-state and all-conference S and RB at Dominguez HS in Compton, Calif...led Dominguez to state playoffs in '98 and '99.





Kevin Burnett, *continued*

Regular Season		G-S	Tack.-Asst.	Total	Sacks-Yds.	Int.-Yds.	Long	TD	Pass Def.	Fumbles For.-Rec.	TFL	Special Teams
Year	Team											Tackles
2005	Dallas	13-0	4-2	6	1-2	0-0	0	0	0	0-0	1	11
2006	Dallas	16-0	17-6	23	1-2	1-39	39t	1	2	1-0	2	16
2007	Dallas	16-2	40-12	52	0-0	0-0	0	0	2	0-0	1	18
2008	Dallas	16-2	23-15	38	2-12	0-0	0	0	3	1-0	3	19
2009	San Diego	11-8	58-25	83	2.5-16.5	0-0	0	0	2	0-0	6	4
Totals		72-12	142-60	202	6.5-32.5	1-39	39t	1	9	2-0	13	68

Postseason		G-S	Tack.-Asst.	Total	Sacks-Yds.	Int.-Yds.	Long	TD	Pass Def.	Fumbles For.-Rec.	TFL	Special Teams
Year	Team											Tackles
2006	Dallas	1-0	0-0	0	0-0	0-0	0	0	0	0-0	0	3
2007	Dallas	1-0	0-1	1	0-0	0-0	0	0	0	0-0	0	1
2009	San Diego	1-0	1-0	1	0-0	0-0	0	0	0	0-0	1	0
Totals		3-0	1-1	2	0-0	0-0	0	0	0	0-0	1	4

Single-game Highs

Tackles — 14 vs. Miami Sept. 27, 2009
Sacks — 1.5 at Denver Nov. 22, 2009



20 ANTOINE CASON

Cornerback
6-1, 195
3rd NFL Season
3rd with Chargers

Arizona
Draft 1 - '08
Los Alamitos HS
Long Beach, Calif.

Opportunity is knocking for Cason, who comes into camp penciled in as a starter at cornerback.

Cason's field time the first two seasons has primarily been as a nickel corner. He's also seen extensive work on special teams. He's recorded four career interceptions, but to date the biggest included a 59-yard return for a touchdown to close out a 2008 late-season win in Tampa Bay.

Cason's father, Wendell, was a defensive back at the University of Oregon and went on to play for the Atlanta Falcons. His brother, Dione, ran track at Washington State and cousin, Ken-yon Rambo, was a receiver at Ohio State before playing for the Dallas Cowboys and New York Jets. Another cousin, Aveion Cason, was an All-America tailback at Illinois State and played for the Detroit Lions, St. Louis Rams and Cowboys. All told, more than a dozen of Cason's family members have Division I college football experience.



As a young man, Cason learned the value of community service. In San Diego, he's been one of the first to volunteer for community outreach. He has helped deliver food to needy families through the San Diego Food Bank. In college, he gave time to community service projects and even filmed a public service announcement for the school. His largest endeavor, however, was joining forces with former Wildcat teammate, Matt Brooks, to create a campaign to fight cancer known as "Cason Cares." Cason became involved after losing his grandfather, Royce Rambo, to cancer in February '06. The goal of Cason Cares was to raise money for cancer research. Cason and Brooks sold rubber wristbands for \$3 apiece and the pair made a generous donation to the American Cancer Society before an Arizona men's basketball game in December '07.

Cason's favorite hobby is bowling. He's also a fan of American muscle cars, particularly the Mustang.

TRANSACTION HISTORY: Chargers' first-round pick (27), April 26, 2008...signed four-year contract, July 25, 2008.

2009: Sealed season-opening ESPN MNF win in OAK with late-game INT. **2008:** First-career INT in end zone off Jay Cutler in 4Q Wk 2 at DEN...iced Dec. 21 victory at TB with 59-yard INT return for TD in late 4Q...season-high three STTs in Dec. 28 AFC West clinching win over DEN...paced squad with two STTs in Jan. 5 Wild Card Playoffs vs. IND...1Q sack of Ben Roethlisberger on 3rd-down play late in 1Q of Divisional Playoffs at PIT Jan. 11.

COLLEGE: 2007 Jim Thorpe Award...finished career with 15 INT, fourth-most in school history...set school records for return

yards (349) and return average (23.3)...2007 Walter Camp first-team All-America ...first-team All-Pac-10 in 2006-07...Pac-10 POW following games against Oregon (2007), Washington State (2006), Cal (2006) and NAU (2004)...NAU game was first of career...honorable mention all-conference as frosh and soph ...*Sporting News* and FWA Frosh All-America and All-Pac-10...played from 2004-07...ran track from 2006-07 (200 and 4x100 meter relay)...political science major...co-President of U of A Student-Athlete Advisory Board (2006-07).

PERSONAL: Born in Long Beach, California...All-CIF DB at Los Alamitos (Calif.) HS...Sunset League DB of Year as senior and first-team all-league as junior and senior...first-team all-county by *Orange County Register*...lettered in track.

Regular Season

Year	Team	G-S	Tack.-Asst.	Total	Sacks-Yds.	Int.-Yds.	Long	TD	Pass Def.	Fumbles For.-Rec.	TFL	Special Teams Tackles
2008	San Diego	16-3	44-8	52	0-0	2-69	59t	1	7	1-0	3	15
2009	San Diego	16-1	26-3	29	0-0	2-22	0	0	1	0-0	0	10
	Totals	32-4	70-11	81	0-0	4-91	59t	1	8	1-0	3	25

Postseason

Year	Team	G-S	Tack.-Asst.	Total	Sacks-Yds.	Int.-Yds.	Long	TD	Pass Def.	Fumbles For.-Rec.	TFL	Special Teams Tackles
2008	San Diego	2-1	4-2	6	0-0	0-0	0	0	1	0-0	0	2
2009	San Diego	1-0	1-0	1	0-0	0-0	0	0	0	0-0	0	0
	Totals	3-1	5-2	7	0-0	0-0	0	0	1	0-0	0	2

Single-game Highs

Tackles — 8 vs. Washington Jan. 3, 2010
 Interceptions — 1 (4x) Last: vs. Baltimore Sept. 20, 2009
 Interception Return Yards — 59 at Tampa Bay Dec. 21, 2008
 Interception Return Long — 59t at Tampa Bay Dec. 21, 2008

Postseason Single-game Highs

Tackles — 5, vs. Indianapolis, Jan. 3, 2009



93

LUIS CASTILLO

Defensive End
6-3, 290
6th NFL Season
6th with Chargers

Northwestern
Draft 1B - '05
Garfield HS
Garfield, N.J.

When injuries hit the Chargers' defensive line hard in 2009, Castillo laid it on the line. He played 554 snaps, most among his peers on the defensive line. His 16 quarterback pressures and six hits on the opposing quarterback both paced the line.

Castillo is only the second Dominican player to be drafted and start in the National Football League. He has built an image that goes well beyond the United States and the Dominican Republic. In March '08 he was one of three NFL players invited to spend a week visiting with U.S. troops stationed at military bases throughout the Persian Gulf. Castillo visited military bases in Kyrgyzstan and Afghanistan. Castillo has also visited Egypt, Greece and China among his travels.

Castillo is fluent in Spanish. He was born in Brooklyn, New York and moved to the Dominican Republic with his mother, Maria, when he was a child. They returned to the States when he was 5, and the family settled in New Jersey. Luis returns to the Dominican Republic every off-season where he is revered as a national icon. During his trips to the Dominican, Castillo hosts a youth football clinic and does many community appearances. In 2005, he was honored with the Youth of the Year Award for excellence out-

side of the Dominican Republic.

Castillo has also emerged as a community leader in San Diego. In July '08, he was honored with the Roberto Clemente Award for Sports Excellence for his work in the Hispanic community. He hosts the annual "Shop with a Charger" holiday-season event for abused and neglected children, and in April 2010, he and San Diego Padres' closer Heath Bell co-chaired the 10th Annual Celebrity Waiter Luncheon for STAR/PAL (Sports Training, Academics, Recreation/Police Athletic League).

Castillo's mother is his inspiration. She was raised in a small village in the Dominican that had no running water or electricity and few educational opportunities. Today, she runs a multi-million-dollar company in New York that imports hair-care products from her homeland. Luis hopes that he too can emulate his mom's success in the business world. In '07, he returned to his alma mater and enrolled in the NFL's Business Management and Entrepreneurial Program at the Kellogg School of Management at Northwestern University in Evanston, Illinois. The four-day program focused on developing and selling a brand and evaluating franchise opportunities. He attended the program with teammate Shaun Phillips.

TRANSACTION HISTORY: First-round pick (28) by Chargers, April 23, 2005...signed five-year contract, July 27...signed new seven-year contract, July 22, 2008.

2009: Key nine-yard sack late 4Q vs. BAL Sept. 20. **2008:** 1.5 sacks at OAK Sept 28, including 3rd down sack on series after Chargers had taken lead in 4Q...inj. groin late Wk 10 at PIT and INA Wk 11 vs. IND...chased down Antonio Bryant for 1Q tackle and FF Week 15 at TB...later, strong pass rush led to 4Q intentional grounding call vs. Jeff Garcia, who was INT on next play...INT pass in Dec. 28 AFC West clinching win over DEN. **2007:** Eight-yard sack late in 2Q Wk 8 at MIN forced FGA that Antonio Cromartie would return NFL-record 109 yards for TD...left Vikings game in 3Q (ankle)...INA Wks 9-

14...returned Week 15 vs. DEN on ESPN MNF Dec. 24 and collected 2Q sack on 3rd-and-9...sack and TFL in Wild Card win vs. TEN...helped ice game with 3rd-down sack in 4Q...sacked Tom Brady in AFC Championship Game at NE. **2006:** **Pro Bowl second-alternate**...1.5 sacks Sept. 11 at OAK and vs. PIT Oct. 8...first-career INT at SF Oct. 15...FR late in 4Q Oct. 22 in KC set up game-tying TD...inj. ankle Nov. 5 vs. CLE and INA Wks 9-12...came back Wk 13 vs. DEN and was only going to see limited action, but pressed into duty when Jacques Cesaire left with neck injury...in 4Q, sacked Jay Cutler for eight-yard loss on 4th-and-2...five plays later, LaDainian Tomlinson scored NFL record-tying 28th TD...re-inj. ankle Wk. 14 vs. KC and INA Wks 15-16...returned to start Divisional Playoffs vs. NE and pressured Tom Brady into throwing 3Q

Continued next page





Luis Castillo, *continued*

INT. **2005: All-Rookie by NFL.com, PFW and PFWA**...1.5 sacks in win over KC Oct. 30, including late 4Q sack on 3rd down at Chargers' three...2Q sack and FF Nov. 20 vs. BUF... three-yard sack on 3rd-and-21 with 3:10 in 4Q at IND Dec. 18 moved Colts out of FG range and forced punt to preserve 19-17 lead...two plays after Colts' punt, 83-yard TD run-sealed victory. **Chargers Alumni POW** after three TFLs at KC Dec. 24.

COLLEGE: All-America, Academic All-America, All-Big Ten, Academic All-Big Ten and Academic All-District...recipient of

school's Carnig Minasian Citizenship Award...UAW Lineman of Game after 2003 Motor City Bowl...finished career with 251 TT, 4.5 sacks, and 19.5 TFL...played at Northwestern from 2001-04... degree in economics.

PERSONAL: Born in Brooklyn, New York...*SuperPrep* All-America at Garfield (NJ) HS...all-state and all-county as junior and senior by AP and *Newark Star-Ledger*...three-time all-league...captain and team MVP as senior...lettered in track...state's top heavyweight wrestler...member of Math Honor Society, National Honor Society and Honor Roll.

Regular Season		G-S	Tack.-Asst.	Total	Sacks-Yds.	Int.-Yds.	Long	TD	Pass Def.	Fumbles For.-Rec.	TFL	Special Teams Tackles
Year	Team											
2005	San Diego	16-15	37-12	49	3.5-13.5	0-0	0	0	3	1-0	10	0
2006	San Diego	10-9	25-27	52	7-41	1-1	1	0	1	0-1	10	0
2007	San Diego	10-9	21-18	39	2.5-14.5	0-0	0	0	1	0-0	5	0
2008	San Diego	15-15	25-28	53	1.5-3	1-4	4	0	1	1-0	6	0
2009	San Diego	14-14	21-17	38	2-9	0-0	0	0	0	1-0	4	0
Totals		65-62	129-102	231	16.5-81	2-5	4	0	6	3-1	35	0

Postseason		G-S	Tack.-Asst.	Total	Sacks-Yds.	Int.-Yds.	Long	TD	Pass Def.	Fumbles For.-Rec.	TFL	Special Teams Tackles
Year	Team											
2006	San Diego	1-1	0-1	1	0-0	0-0	0	0	0	0-0	1	0
2007	San Diego	3-3	9-3	12	2-5	0-0	0	0	0	0-0	3	0
2008	San Diego	2-2	1-1	2	0-0	0-0	0	0	0	0-0	0	0
2009	San Diego	1-1	2-3	5	0-0	0-0	0	0	0	0-0	0	0
Totals		7-7	12-8	20	2-5	0-0	0	0	0	0-0	4	0

Single-game Highs

Tackles — 8 (4x) Last: vs. Oakland Oct. 14, 2007
Sacks — 1.5 (4x) Last: at Oakland Sept. 28, 2008
Interceptions — 1 (2x) Last: vs. Denver Dec. 28, 2008

Postseason Single-game Highs

Tackles — 6 vs. Tennessee Jan. 6, 2008
Sacks — 1 (2x) Last: at New England Jan. 20, 2008



74

JACQUES CESAIRE

Defensive End
6-2, 295
8th NFL Season
8th with Chargers

So. Connecticut State
Free Agent - '03
Gardner HS
Gardner, Mass.

A part-time starter for most of his first six seasons in the league, Cesaire (*SEE-zair*) finally cracked the starting 11 full time in 2009 and made the most of his opportunity. He's a versatile player who can defend the run or rush the passer from either side of the defensive line.

Though born in Massachusetts, both of Cesaire's parents emigrated to the U.S. from Haiti. When a 7.0 earthquake rocked the island nation on Jan. 12, it hit particularly close to home. Luckily, none of his family was harmed in the quake or its aftermath.

Jacques is married to the former Jill Murray and the couple has a young daughter, Viviana, who was born in March 2009. The Cesaires work with the United Way in Jill's home-

town of Groton, Connecticut, and in San Diego they oversee a nonprofit foundation that benefits the Monarch School for homeless teens. They also contribute to a Chargers program to help feed the city's homeless every Thursday night. In 2008, Jacques was presented with an award from the United Way for outstanding work in the community.

One of Jacques' closest friends on the team is Quentin Jammer, who works with the San Pasqual Academy, a school that is very similar to the Monarch School. Last November, Cesaire and Jammer joined forces and hosted a charity bowling event to raise funds for the two schools.

Cesaire's interests include golf, bowling, basketball and shooting pool.

TRANSACTION HISTORY: Signed with Chargers, May 2, 2003...re-signed March 24, 2005...signed five-year contract Feb. 13, 2006.

2009: Hit on QB Matt Cassel Oct. 25 at KC leads to INT by Paul Oliver...**Game Ball** following Nov. 8 win at NYG...first sack of season and crucial 2nd and 3rd down tackles near goal-line late in game to hold NY to FG and allow for GW TD drive...INA Weeks 1 (calf) and 15-16 (elbow). **2008:** Key wedge-block

during Darren Sproles' team-record-tying 103-yard KOR TD Wk 2 at DEN...Wk 10 at PIT, two 3rd-down sacks before leaving in 4Q (knee). **2007:** Season-high 11 TTs Dec. 9 at TEN...1Q sack in Jan. 6 Wild Card vs. TEN. **2006:** Took over Wk 1 for inj. Igor Olshansky (knee) in 1Q and started Wk 2 and Wks 6-7...3Q FF Oct. 29 vs. STL recovered by Marlon McCree and returned 79 yards for TD and 21-7 lead...season-high two sacks, both on 3rd down, Nov. 5 vs. CLE...started Wks 9-13 for Luis Castillo (ankle)...led DL with nine tackles and two QB

VETERANS & RETURNING PLAYERS

pressures in 35-27 win at DEN Nov. 19...despite battling flu-like symptoms throughout Dec. 24 game in SEA, 1.5 sacks and TFL en route to being selected as **Chargers Alumni POW**...came out of ARI game Dec. 31 with left knee injury and did not return...INA for Playoff game vs. NE. **2005**: Closed out 27-14 win at OAK Oct. 16 with 4Q five-yard sack vs. Kerry Collins...season-high seven TTs Dec. 31 vs. DEN. **2004**: Season-high four tackles at CAR Oct. 24. **2003**: First-career game at DET Dec. 7...12-yard sack vs. Lions negated by penalty.

COLLEGE: All-America by AFCA as senior...Northeast-10 Conference DL of Year...Cactus Bowl all-star...all-conference first-team as junior...finished career with 206 TT, 54 TFL, 21 sacks and four FFs...played at SCSU from 1998-02...history and political science major.

PERSONAL: Born in Worcester, Massachusetts...lettered in football, basketball and track at Gardner (Mass.) HS...brother, Carmy, leading receiver at D-III Fitchburgh (Mass.) State in '04.

Regular Season

Year	Team	G-S	Tack.-Asst.	Total	Sacks-Yds.	Int.-Yds.	Long	TD	Pass Def.	Fumbles For.-Rec.	TFL	Special Teams Tackles
2003	San Diego	4-0	1-2	3	0-0	0-0	0	0	0	0-0	0	0
2004	San Diego	16-12	18-6	24	0.5-0	0-0	0	0	3	0-0	2	0
2005	San Diego	16-5	17-8	25	1-5	0-0	0	0	0	0-0	2	0
2006	San Diego	16-10	27-20	47	4-24	0-0	0	0	1	1-0	7	0
2007	San Diego	16-6	25-25	50	2.5-22	0-0	0	0	3	1-0	3	0
2008	San Diego	16-2	14-16	30	2-10	0-0	0	0	2	0-0	2	0
2009	San Diego	13-13	17-15	32	1-0	0-0	0	0	0	1-1	2	0
	Totals	81-46	105-76	181	9.0-51	0-0	0	0	7	3-1	18	0

Postseason

Year	Team	G-S	Tack.-Asst.	Total	Sacks-Yds.	Int.-Yds.	Long	TD	Pass Def.	Fumbles For.-Rec.	TFL	Special Teams Tackles
2004	San Diego	1-1	1-1	2	0-0	0-0	0	0	0	0-0	0	0
2007	San Diego	3-0	3-2	5	1-3	0-0	0	0	0	0-0	1	0
2008	San Diego	2-0	3-2	5	0-0	0-0	0	0	0	0-0	0	0
2009	San Diego	1-1	3-1	4	0-0	0-0	0	0	0	0-0	0	0
	Postseason	7-2	10-6	16	1-3	0-0	0	0	0	0-0	1	0

Single-game Highs

Tackles — 11 at Tennessee Dec. 9, 2007
Sacks — 2 (2x) Last: at Pittsburgh Nov. 16, 2008

Postseason Single-game Highs

Tackles — 4 vs. New York Jets, Jan. 17, 2010
Sacks — 1 vs. Tennessee Jan. 6, 2008



75

COREY CLARK

Tackle
6-5, 325
2nd NFL Season
3rd with Chargers

Texas A&M
Draft 7 - '08
Smithson Valley HS
Spring Branch, Tex.

Clark spent most of his rookie season on the team's active roster and most of his second on the practice squad. In 2010 Clark will be back at it again, looking to regain a full-time spot on the team's active roster.

In February, Clark married the former Darla Donaldson in Riviera Maya, Mexico. Darla is from Temecula, Calif., but she and Corey met while they were both students at Texas A&M.

TRANSACTION HISTORY: Drafted by Chargers in seventh round (234th overall), April 27, 2008...signed contract, June 30, 2008...re-signed Jan. 21, 2010.

2009: Played first-career game Nov. 29 vs. KC...DNP previous week at DEN...spent balance of season on PS. **2008**: DNP Wks 1-2...INA Wks 3-9, 11-16 and for playoffs...waived WK 10 but re-signed following week.

COLLEGE: Honorable mention All-Big 12 as senior...three-

Games Played-Started: **2009** (1-0, San Diego).

year starter at tackle...helped 2006 squad rush for Big 12-best 206.8 ypg...in first year as starter in 2005, Aggies rushed for 234.9 yards per game, school's most since 1991...red-shirted in 2003...played at Texas A&M from 2003-07...degree in agricultural leadership and development.

PERSONAL: Born in San Antonio, Texas...helped lead Smithson Valley HS in Spring Branch, Texas to Class 5A state championship game...all-state, all-area and all-district for Rangers...selected to 2003 U.S. Army All-American Bowl in San Antonio.



66 JEROME CLARY

Tackle
6-6, 320
4th NFL Season
5th with Chargers

Kansas State
Draft 6A - '06
Mansfield HS
Mansfield, Tex.

Clary was having one of the best seasons of his career in 2009 when it ended early as result of a serious ankle injury late in the Chargers' Nov. 22 game at Denver. He had started the first 10 games and the line was collectively playing some of its best football when the injury struck. In fact, the Bolts rushed for a season-high 203 yards and didn't give up a single sack in the Broncos game.

Clary spent his entire offseason in San Diego and fans should expect a full recovery for the 2010 season.

Clary's career took off in 2007. A reserve most of the

season, Head Coach Norv Turner inserted Clary into the starting lineup at right tackle in early December to give the team's struggling running game a spark. Over the final five games, the Chargers rushed for 880 yards and eight touchdowns. Not surprisingly, the Bolts went 5-0 during that stretch.

Clary and wife, Breanna, had their first child, son Cannon, in March 2009. Besides being a dad, Clary's hobbies include playing golf and spending time at the beach.

TRANSACTION HISTORY: Sixth-round draft choice (187) by Chargers, April 30, 2006...signed four-year contract, July 25, 2006...waived Sept. 2, 2006 and re-signed to practice squad, Sept. 4...re-signed one-year contracts Jan. 16, 2007, March 25, 2008, March 16, 2009 and April 15, 2010.

2009: Game Ball from coaches after OL had best game of season to date, Oct. 25 at KC, blocking for 135 yards rushing and allowing no sacks in 30 pass plays...earned another Game Ball for gutsy effort in Denver Nov. 22, blocking for season-high 203 yards rushing and allowing no sacks in 22 pass plays before leaving game late with ankle injury that landed him on "Reserve-Injured" Nov. 25. **2008:** OL outstanding in win over NE Wk 6, allowing no sacks in 306-yard, three-TD passing game...Dec. 14 at KC, line gave Rivers time in 4Q to go 19 of 25 with two TDs and no INTs in 22-21 win after trailing 21-10...helped block for team-record 289 yards rushing in AFC-West clinching win over Denver Dec. 28...previous mark was 287 yards on Oct. 13, 1963...OL keyed 167-yard rushing night in Jan. 5 AFC Wild Card Playoff win vs. IND as Bolts scored game-tying FG late in 4Q and scored game-winning TD on 22-yard run in OT. **2007:** First-career start in Lambeau

Field at RT Wk 3...moved into starting lineup Dec. 2 at KC and had key role in 191-yard rushing day as Bolts broke 10-10 tie at half with rushing TDs of 31 and 28 yards...line helped block for 274-yard rush game vs. Detroit Dec. 16, then second-most in team history...also allowed no sacks vs. Lions...OL allowed one sack in 31 pass plays in Wild Card win over Tennessee Jan. 6...no sacks allowed in Jan. 13 AFC Divisional Playoff win at IND and OL had perfect blocks as Billy Volek scored game-winning TD on one-yard QB sneak. **2006:** Spent entire season on practice squad.

COLLEGE: Second-team All-Big 12 as junior and senior...invited to 2006 East-West Shrine Game...three-time (2003-05) Academic All-Big 12...KSU Lineman of Year as junior and senior...Lifter of Year, Scholar-Athlete of Year and Paul Coffman Award for outstanding leadership, attitude and improvement as senior...also team's Outstanding OL...played at KSU from 2002-05...psychology degree.

PERSONAL: Born in Norfolk, Nebraska...all-region, all-area, all-district and academic all-state at Mansfield (Tex.) HS... Offensive MVP as senior...Coca-Cola All-Star Game invitee.

Games Played-Started: **2007** (16-6, San Diego), **2008** (16-16, San Diego), **2009** (10-10, San Diego), **Total** (42-32).

Postseason Games Played-Started: **2007** (3-3, San Diego), **2008** (2-2, San Diego), **Total** (5-5).

CHARGERS' 10 LARGEST MARGINS OF VICTORY

Date	Opponent	Score	Margin
Nov. 2, 1963	at New York Jets	53-7	+46
Sept. 17, 1961	Oakland	44-0	+44
Jan. 5, 1964	Boston*	51-10	+41
Dec. 14, 1969	Buffalo	45-6	+39
Oct. 7, 2007	at Denver	41-3	+38
Nov. 20, 2005	Buffalo	48-10	+38
Dec. 22, 1963	Denver	58-20	+38
Dec. 16, 2007	Detroit	51-14	+37
Oct. 19, 1980	New York Giants	44-7	+37
Oct. 29, 1961	Denver	37-0	+37

* AFL Championship



VETERANS & RETURNING PLAYERS



54 STEPHEN COOPER

Inside Linebacker
6-1, 235
8th NFL Season
8th with Chargers

Maine
Free Agent - '03
Wareham HS
Wareham, Mass.

Cooper was the Chargers' Ironman in 2009. He played more snaps (940) than any other player on the team, and led the squad in tackles (119) for the third-consecutive season. Late in the year, teammates selected him as their Most Inspirational Player.

Cooper's inspiration to lead extends well beyond the field. More than two years ago, he opened the doors of his San Diego home to his nephew, Mark Williams, who had also grown up in Cooper's hometown of Wareham, Mass. Williams was struggling in school, straying from athletics, and according to his mother, spending too much time with the wrong crowd. His mother sent him to San Diego to live with Cooper, who in turn enrolled Williams at Mt. Carmel High School. After a rocky start in San Diego, Williams settled into his new environment and improved his grades. He also made a significant impact on the football field helping lead the Sundevils to the playoffs in 2009.

A former undrafted rookie and one of just a handful of players to make it to the NFL from the University of Maine, Cooper was the first member of his family to graduate from college. He had enrolled at Maine as a quarterback, but later switched to defense and went on to become the Atlantic-10 Conference's Defensive Player of the Year at his new and current position, linebacker. Cooper would like to become a teacher and a coach when his playing career comes to a close.

Cooper has two sons, Koby and Kye King, and a daughter, Karis. The middle of five children, he often returns to Wareham to spend time with his family. Cooper is still a local legend in his hometown for quarterbacking Wareham HS to a Super Bowl championship in 1995. In 2006, the school retired his former No. 4 jersey during the Chargers' bye week and Cooper was able to attend the ceremony.

TRANSACTION HISTORY: Signed with Chargers, May 2, 2003...re-signed April 1, 2005 and March 23, 2006...signed five-year contract, Aug. 25, 2006.

2009: Chargers Most Inspirational Player...led team in tackles (119) and snaps played (940). **Game Ball** for season-high 16-tackle effort Week 1 at OAK...set up first TD of game with 2Q tackle, FF and FR vs. Darren McFadden just one play after tackling him for two-yard TFL...early vs. CLE Dec. 6, broke up 3rd down pass with Browns leading 7-3 and driving to force 43-yard FGA that went WR...very next play, Chargers scored TD on 66-yard play for 10-7 lead they would not relinquish...another **Game Ball** Dec. 13 at DAL for huge 4Q tackle and FF that led to three-and-out and game-clinching FG on ensuing offensive possession...set up first TD for 7-0 lead in Wild Card playoffs vs. NYJ by forcing three-and-out with four-yard TFL on 3rd down. **2008: USA Today All-Joe**...suspended Wks 1-4...season-high 16 TTs, including sack in Wk 6 NBC SNF win over NE...**Chargers Alumni Defensive POM for November**...INT career-high two passes, both in 2Q, during NFL Network Thursday Night game vs. OAK Dec. 4...first Chargers LB since Donnie Edwards (12/12/04 vs. TB) to INT two passes in game...helped hold OAK QBs to season-low 27.6 passer rating...2Q INT in end zone Wk 14 at KC to prevent potential score would loom large later as Chargers would overcome 21-3 deficit to rally and win 22-21 with two TDs in final 4:55 of 4Q...INT fourth pass in three games with 4Q pick at TB Dec. 21...pick came with Bolts up 27-24...led team with 10 TT in Jan. 3 Wild Card Playoffs vs. IND...game-high 13 TT in Jan. 11 Divisional Playoffs at PIT. **2007:** Career-high 19 TT Wk 9 vs. IND on NBC's SNF...16 TTs and FF at OAK Dec. 30...led team with 12

TTs in Wild Card win over TEN Jan. 6...paced squad with 18 TTs in Jan. 13 Divisional Playoff win over IND...led team with nine TTs and shared sack in 4Q of Jan. 20 AFC Championship Game at NE. **2006:** Wk 3 at BAL, tackle and FF at one-yard line prevented TD...led team in TTs Dec. 10 at DEN, adding sack and two PBU's in open field...lone stop was 4Q TFL in AFC Playoffs vs. NE. **2005:** Made critical play that didn't show up on stat sheets in 26-17 win at IND Dec. 18...with Bolts hanging on to 19-17 lead in 4Q, pressured Peyton Manning into intentional grounding penalty at Chargers' 23...on following play, Manning was sacked, moving Colts out of FG range and forcing punt...after punt, 83-yard TD run put game away for Bolts. **2004:** Spelled injured Randall Godfrey vs. NYJ Sept. 19 and led team with nine TT including TFL, earning **Chargers Alumni POW** honors. **2003:** First-career INT and 25-yard return Dec. 14 off Brett Favre...first-career sack at PIT Dec. 21.

COLLEGE: Atlantic-10 Defensive POY in 2002...George H. "Bulger" Lowe award from Gridiron Club of Greater Boston as top defensive football player in NE...All-America as junior and senior...Atl-10 Defensive POW after 3.5 sacks and five TFLs vs. Rhode Island...A-10 Co-Defensive POY as junior...school's Roger Ellis Rookie of Year in '99...A-10 Rookie of Week after James Madison game...finished career with 374 TTs, 57 TFL, seven INT and 25 sacks...played at Maine from 1999-02...mass communications graduate.

PERSONAL: Born in Wareham, Massachusetts...linebacker and quarterback at Wareham HS...Boston Globe and Boston Herald all-scholastic...school scoring record in basketball...lettered in track.

VETERANS & RETURNING PLAYERS

Continued next page



Stephen Cooper, *continued*

Regular Season

Year	Team	G-S	Tack.-Asst.	Total	Sacks-Yds.	Int.-Yds.	Long	TD	Pass Def.	Fumbles For.-Rec.	TFL	Special Teams Tackles
2003	San Diego	16-0	5-3	8	1-6	1-25	25	0	1	0-0	1	8
2004	San Diego	16-2	25-8	33	0-0	0-0	0	0	2	0-1	1	9
2005	San Diego	16-2	20-10	30	1.5-3.5	0-0	0	0	0	0-0	3	9
2006	San Diego	16-4	41-41	82	2.5-16.5	0-0	0	0	2	1-0	4	4
2007	San Diego	16-16	89-90	179	2-16	2-23	18	0	6	2-2	5	0
2008	San Diego	12-12	84-52	136	1.5-5	4-11	10	0	6	0-0	6	0
2009	San Diego	16-16	78-41	119	0-0	0-0	0	0	8	3-1	2	0
Totals		108-52	342-245	587	8.5-47	7-59	25	0	25	6-4	22	30

Postseason

Year	Team	G-S	Tack.-Asst.	Total	Sacks-Yds.	Int.-Yds.	Long	TD	Pass Def.	Fumbles For.-Rec.	TFL	Special Teams Tackles
2004	San Diego	1-0	0-1	1	0-0	0-0	0	0	0	0-0	0	2
2006	San Diego	1-0	1-0	1	0-0	0-0	0	0	1	0-0	1	0
2007	San Diego	3-3	22-17	39	0.5-4	0-0	0	0	0	0-0	1	0
2008	San Diego	2-2	12-11	23	0-0	0-0	0	0	0	0-0	0	0
2009	San Diego	1-1	7-2	9	0-0	0-0	0	0	0	0-0	1	0
Totals		8-6	42-31	73	0.5-4	0-0	0	0	1	0-0	3	2

Single-game Highs

Tackles — 19 vs. Indianapolis Nov. 11, 2007
 Sacks — 1 (7x) Last: vs. New England Oct. 12, 2008
 Interceptions — 2 vs. Oakland Dec. 4, 2008
 Interception Return Yards — 25 vs. Green Bay Dec. 14, 2003
 Interception Return Long — 25 vs. Green Bay Dec. 14, 2003

Postseason Single-game Highs

Tackles — 18, at Indianapolis, Jan. 13, 2008
 Sacks — 0.5, at New England, Jan. 20, 2008



84 BUSTER DAVIS

Wide Receiver
6-1, 210
4th NFL Season
4th with Chargers

Louisiana State
Draft 1 - '07
Walker HS
New Orleans, La.

Davis comes into 2010 looking to build on a strong showing in the '09 regular season finale.

As a rookie, he showed he had the moxie to play in the NFL. Davis started his first-ever game on NBC's Sunday Night Football against the New England Patriots and a week later he caught his first NFL touchdown pass at Green Bay's Lambeau Field.

Davis experienced a number of highs and lows while in college. The highs include a National Championship as a frosh in '03, while the lows include the destruction and devastation that ravaged the South when Hurricane Katrina hit just before his junior season was set to begin in '05.

Fourteen of Davis' family members stayed in his Baton Rouge apartment as their New Orleans homes were either badly damaged or destroyed by the hurricane. Following the devastation, Davis lent his time to the relief effort, unloading trucks and helping collect clothing donations.

As things began to return to normal, Davis spent the summer before his senior season at LSU working with Peyton and Eli Manning at the annual Manning Passing Academy in Thibodaux, Louisiana.

Davis' hobbies include fishing, baseball, video games and watching old war movies.

TRANSACTION HISTORY: First-round choice by Chargers (30), April 28, 2007...signed five-year contract, July 25, 2007.

2009: INA Weeks 1-15 and Wild Card...played Jan. 3 vs. WAS.
2008: Three early 3rd-down grabs Wk 3 vs. NYJ on MNF helped est. 10-7 lead...DNP Wk 6 vs. NE...INA Wks 7-10 (groin)...put on "Reserve-Injured" Nov. 20. **2007:** First-career start Wk 2 at NE...kept 3Q TD drive alive by drawing 37-yard PI penalty on 3rd-and-7...first-career TD catch (nine yards) Sept. 23 at Lambeau Field...set up first TD in Jan. 13 Division-I Playoffs at IND with 18-yard catch on 3rd down.

COLLEGE: Second-team All-SEC as senior...seventh all-time at LSU with 141 rec. and 2,107 yards...catch in 35-straight games to close career...redshirted in 2002...played at LSU from 2003-06...arts and sciences major.

PERSONAL: Born in New Orleans, Louisiana...All-Louisiana WR at Walker HS in New Orleans...caught 82 passes for 1,171 yards and 16 TDs in leading school to 4A state championship game as senior...runner up for state title as junior...lettered in baseball.

Regular Season

Year	Team	G-S	Receiving					Rushing			
			No.-Yds.	Avg.	Long	TD	No.-Yds.	Avg.	Long	TD	
2007	San Diego	14-1	20-188	9.4	18	1	3-9	3.0	6	0	
2008	San Diego	4-0	4-59	14.8	20	0	0-0	0.0	0	0	
2009	San Diego	1-0	6-52	8.7	11	0	1-4	4.0	4	0	
Totals		19-1	30-299	10.0	20	1	4-13	3.3	6	0	

VETERANS & RETURNING PLAYERS

Regular Season

Year	Team	No.-Yds.	Avg.	Long	TD
2007	San Diego	0-0	0.0	0	0
2008	San Diego	0-0	0.0	0	0
2009	San Diego	4-79	19.8	23	0
Totals		4-79	19.8	23	0

Kickoff Returns

Year	Team	No.-Yds.	Avg.	Long	TD
2007	San Diego	0-0	0.0	0	0
2008	San Diego	0-0	0.0	0	0
2009	San Diego	4-79	19.8	23	0
Totals		4-79	19.8	23	0

Punt Returns

Year	Team	No.-Yds.	FC	Avg.	Long	TD
2007	San Diego	6-52	6	8.7	24	0
2008	San Diego	2-15	0	7.5	10	0
2009	San Diego	0-0	1	0.0	0	0
Totals		8-67	7	8.4	24	0

Postseason

Year	Team	G-S	Receiving No.-Yds.	Avg.	Long	TD
2007	San Diego	3-0	2-23	11.5	18	0

Single-game Highs

Receptions — 6 vs. Washington Jan. 3, 2010
 Receiving Yards — 52 vs. Washington, Jan. 3, 2010
 Receiving Long — 20 vs. New York Jets Sept. 22, 2008
 Receiving TDs — 1 at Green Bay Sept. 23, 2007



68

KRIS DIELMAN

Guard
6-4, 320
8th NFL Season
8th with Chargers

Indiana
Free Agent - '03
Troy HS
Troy, Ohio

Life has been good to Dielman. In just the last year, he got married, became a father for the first time, was invited to play in his third-straight Pro Bowl and was chosen as a member of the Chargers' 50th Anniversary All-Time Team.

Quiet by nature, Dielman is an old-school throwback player, one who sets an example for younger players to follow. He started all 16 games in 2009, something he'd done only one other time in his career, and he helped steady a line that was hit hard by injuries. Late in the year when the team needed it most, Dielman and his fellow linemates played their best football of the season, helping the team run off a streak of 11 straight wins.

Dielman has been the starting left guard since 2005 and the Chargers have rushed for more than 2,000 yards in three of the five seasons since. He's also been in the starting 11 for two of the top three single-game rushing performances in team history, including a club-record 289-yard rushing game against Denver that clinched the AFC West title in the '08 regular-season finale.

Dielman had one of his finest seasons in '06 when the Chargers rushed for a team-record 2,578 yards. A year later, he was rewarded with his first Pro Bowl selection after playing an entire season without yielding a sack.

Dielman had added incentive to play well in 2007. An unrestricted free agent following the '06 season, he passed up a chance to chase riches and start anew in a different NFL city and signed one of the biggest contracts

awarded to an offensive lineman in team history.

One of the biggest reasons Dielman elected to stay in San Diego is that the Ohio native owns a home on a hill overlooking Pacific Beach. The house offers a stunning panoramic view of San Diego from the La Jolla coast to Mexico. Sports Illustrated once featured his home in a special advertising section called "Home Owner."

Another reason he chose to stay is the cadre of friends that he has made in San Diego. Among his closest friends are several San Diego Padres. Dielman regularly attends their games at Petco Park and he even caught a foul ball during a game in '05.

In a city like San Diego that is home to several military bases, Dielman fits right in. His father and a cousin both served in the Army, while another cousin was enlisted in the Navy. Those ties have inspired him to join forces with the Marine Corps-Law Enforcement Foundation (MCLEF), an organization that raises money for the children of Marines and law enforcement officers killed in the line of duty.

Away from football, Dielman enjoys watching NASCAR races, rodeos and ultimate fighting. He has participated in Fantasy Racing Leagues and been to Bristol, Tennessee to sit in the pit area to watch racing live at the Bristol Motor Speedway. Dielman has even met several of NASCAR's top drivers, including San Diego native and Sprint Cup Champion Jimmie Johnson, Dale Earnhardt, Jr. and Clint Boyer.



TRANSACTION HISTORY: Signed with Chargers, May 2, 2003...waived Aug. 26...re to practice squad Sept. 2 and to active roster Oct. 16...re-signed March 15, 2005 and March 20, 2006...signed six-year contract, March 3, 2007.

2009: Pro Bowl reserve...AP second-team All-Pro...ALL-NFL by Dallas Morning News... helped contribute to 11-game win streak as OL allowed just 11 sacks during stretch and six in last seven games...helped team rush for season-high 203 yards in 32-3 win at DEN Nov. 22 for first-place in AFC West...**Game Ball** after contributing to 166-yard game in 42-17 win at TEN Dec. 25 to wrap up No. 2 seed in playoffs.



2010 Pro Bowl

Photo: NFL



SAN DIEGO CHARGERS

Kris Dielman, *continued*



2008: Pro Bowl starter...AP second team All-Pro...All-AFC by PFW and PFWA...OL outstanding vs. NE Wk 6, allowing no sacks, while Philip Rivers threw for 306 yards and three TDs...INA Wk 12 vs. ATL (stomach virus)...ejected in 2Q of KC game

Dec. 14 for throwing "phantom" punch...line only allowed one sack while Rivers threw career-high four TDs in 41-24 win at TB Dec. 21...OL blocked for team-record 289 yards rushing in AFC West clinching win over DEN Dec. 28...blocked for 167-yard rushing night in Jan. 5 Wild Card Playoff win over IND, including GW 22-yard TD run in OT. **2007: Pro Bowl...All-NFL by USA Today Sports Weekly...Chargers Lineman of Year**...Oct. 7 at DEN, line cleared way for 214-yards rushing...Oct. 14 vs. OAK, DNA sack while anchoring 206-yard rushing performance...blocked for 191 rush yards in 24-10 win at KC Dec. 2, including second-half rush TDs of 31 and 28 yards...line allowed 0 sacks and 274 rush yards vs. DET Dec. 16, then second-highest in team history...OL allowed only one sack in Wild Card win over Tennessee Jan. 6...DNA any sacks in Jan. 13 Divisional Playoff win at IND, while laying down perfect blocks as Billy Volek scored GW TD on one-yard QB sneak. **2006: Pro Bowl first-alternate...Chargers co-Lineman of Year...ESPN.com All-Pro**...no sacks allowed and cleared way for 241 yards rushing and three TDs vs. TEN Sept. 17...OL anchored 150-yard rushing day Wk. 3 at BAL vs. NFL's No. 1-ranked run defense (34.3 ypg)...set tone for big day vs. STL



Oct. 29 with 216 rush yards...starting five each named **Chargers Alumni POWs** after 35-27 comeback win at DEN Nov. 19...INA Wk 11 vs. OAK...returned at LG and helped Bolts rush for 197 yards and two TDs in 24-21 win at BUF Dec. 3...during 4Q game-clinching TD drive of season-long 8:06, Bolts ran on nine of 13 plays...265 rush yards, then fifth-most in team history, in 20-9 win over KC Dec. 17. **2005:** Replaced injured Toniu Fonoti at LG in 4Q at DEN Sept. 18...permanent move into starting lineup at LG for ESPN SNF game vs. NYG Sept. 25...line paved way for 268 yards rushing vs. Giants, then third-best in team history, and DNA any sacks...Oct. 2 at NE, OL DNA any sacks and helped rush for 183 yards en route to ending NE's NFL-record 21-game home winning streak...created running lanes for 202 yards, including 41-yard GW TD run in Wk 11 OT win at WAS...OL enabled team to rush for 206 yards in 26-17 win at IND Dec. 18. **2004:** Brief action at G at end of TEN (Oct. 3), NO (Nov. 7) and KC (Jan. 2) games. **2003:** First action as reserve LG Dec. 21 at PIT.

COLLEGE: Two-time honorable mention All-Big Ten...team MVP as senior after leading team with five sacks and 14 TFLs...began career as TE...saw action at DT as sophomore and spent entire senior season on defense...recorded 62 tackles and 26 catches for 361 yards and five TDs...played at Indiana from 1999-02...management major.

PERSONAL: Born in Goshen, Indiana...all-state and all-conference linebacker and tight end at Troy (Ohio) HS...lettered in basketball.

Games Played-Started: 2003 (6-0, San Diego); 2004 (15-0, San Diego); 2005 (16-14, San Diego); 2006 (15-15, San Diego); 2007 (16-16, San Diego); 2008 (15-15, San Diego); 2009 (16-16); **Total** (99-76).

Postseason Games Played-Started: 2004 (1-0, San Diego); 2006 (1-1, San Diego); 2007 (3-3, San Diego); 2008 (2-2, San Diego); 2009 (1-1, San Diego); **Total** (8-7).



VETERANS & RETURNING PLAYERS



62

BRANDYN DOMBROWSKI

Guard-Tackle
6-5, 323
2nd NFL Season
3rd with Chargers

San Diego State
Free Agent - '08
Green Valley HS
Henderson, Nev.

Just about every season provides an unexpected surprise, and 2009 was no exception as Brandyn Dombrowski proved to be that special player. Projected early on to spend a second-consecutive season on the practice squad and maybe see some limited time on the active roster, Dombrowski impressed coaches so much with his work in camp that the team felt comfortable enough to release a couple of veterans and keep him on the active roster.

That decision paid immediate dividends during the season-opener at Oakland when both center Nick Hardwick and guard Louis Vasquez went down with injuries. Dombrowski was pressed into duty and he was on the field for the team's fourth-quarter game-winning drive.

That first game proved to be just the beginning for Dom-

browski. He started the next two games at right guard for Vasquez and then spent time on special teams and as a reserve lineman. Then Jeromey Clary suffered an ankle injury late in the season, and without skipping a beat, Dombrowski was there as a replacement. He started the final seven games, including the playoffs, and was a valuable addition to the offensive line as the Chargers closed out the regular season with 11 straight wins.

Dombrowski proved the coaches made the right decision by keeping him on the active roster. Don't be surprised to see him compete for even more playing time in 2010.

Dombrowski's father, Ken, is a former defensive tackle who played for the Hamilton Tiger Cats and Calgary Stampeders in the CFL and the USFL's Pittsburgh Maulers.

TRANSACTION HISTORY: Signed two-year contract, May 2, 2008...waived Aug. 30 and re-signed to practice squad, Sept. 1...signed two-year contract, Jan. 26, 2009.

2009: First-career road start at RT at CLE Dec. 6...in 3Q, replaced inj Marcus McNeill at LT and very first play threw key block to open hole for 31-yard TD run by Darren Sproles... **Game Ball** Dec. 25 game at TEN when line allowed just one sack in 29 pass plays and blocked for 166 yards in run game. **2008:** Spent entire season on practice squad.

Games Played-Started: 2009 (16-8, San Diego).

Postseason Games Played-Started: 2009 (1-1, San Diego).

COLLEGE: Started 35 games in four seasons at right and left guard...redshirted in 2003...played at San Diego State from 2003-07...majored in criminal justice.

PERSONAL: Born in Buffalo, New York...began prep career at Chaparral High School in Las Vegas and spent senior season at Green Valley HS in Henderson, Nevada...named team's outstanding lineman following senior season.



VETERANS & RETURNING PLAYERS



'CHARGERS' GREATEST COMEBACK WINS

Date	Opponent	Trailed by:	Final Score
Nov. 12, 2006	at Cincinnati	21 in third quarter (7-28)	49-41
Dec. 14, 2008	at Kansas City	18 in third quarter (3-21)	22-21
Sept. 4, 1994	at Denver	18 in second quarter (6-24)	37-34
Nov. 22, 1998	Kansas City	17 in fourth quarter (17-34)	38-37
Nov. 19, 2006	at Denver	17 in third quarter (7-24)	35-27
Jan. 8, 1995	Miami	15 in third quarter (6-21)	22-21
Dec. 9, 2007	at Tennessee	14 in fourth quarter (3-17)	23-17 (OT)
Nov. 18, 1984	Miami	14 in fourth quarter (14-28)	34-28 (OT)
Nov. 13, 1994	at Kansas City	13 in third quarter (0-13)	14-13
Dec. 17, 1989	at Kansas City	13 in second quarter (0-13)	20-13
Nov. 8, 1987	at Indianapolis	13 in third quarter (0-13)	16-13
Sept. 10, 1960	Dallas Texans	13 in fourth quarter (7-20)	21-20



52 LARRY ENGLISH

Outside Linebacker
6-2, 255
2nd NFL Season
2nd with Chargers

Northern Illinois
Draft 1 – '09
Marmion Military
Aurora, Ill.

Playing one of the tougher positions to master in a 3-4 defense, the Chargers' top pick in the 2010 NFL Draft showed that he was the right man for the job.

English played in every game, including the playoffs, and exceeded expectations. He played a total of 539 snaps on the year and tied Shaun Phillips for the team lead with 16 hits on the quarterback. He saved his best for last, laying six hits on Washington's quarterbacks in the '09 season finale, most in a game by a player last season.

His level of play as a rookie should come as no surprise. As a collegian, English was a two-time winner of the Vern Smith Leadership Award as the top player in the Mid-American Conference, and he was a three-time first-team All-MAC

selection. English primarily played defensive end at Northern Illinois, which makes his transition to outside linebacker in the NFL even more impressive.

English was only the second defensive player in MAC history to win the Smith Award once and more impressively, he became only the fourth player ever to win it twice. He left Northern Illinois as the school's all-time leader in sacks (31.5) and tackles for loss (63).

With the help of his mom, Susan, English is in the early stages of creating the Leading Education to Athletes for their Dreams (L.E.A.D.) Foundation.

English's uncle, Charles Robinson, lettered as a fullback at Wisconsin in 1972.

TRANSACTION HISTORY: First-round pick (16), April 25, 2009...signed five-year deal, Aug. 2.

2009: First-career sacks in back-to-back games vs. PIT and DEN, Oct. 4 and 19...**Game Ball** from coaching staff after season-highs of seven TTs and six QB hits vs. WAS Jan. 3.

COLLEGE: MAC Player of Week vs. Tennessee and Kent State as senior...conference and team-leading 10.5 sacks as junior to rank 11th in nation...included school-record five sacks vs. Idaho...tied school record with 12 sacks and set school mark with four forced fumbles as sophomore...also set campus record with six tackles for loss in '06 game vs. Temple...played in 50 games with 47 starts at defensive end...finished career with 237 TT, 63 TFL, 31.5 sacks, eight FF and four FR...medical redshirt in 2004...played at Northern Illinois from 2004-08...honor roll student majored in liberal arts and sciences.

PERSONAL: Born in Aurora, Illinois...highly decorated linebacker and fullback at Marmion Military Academy in Aurora...also lettered in basketball and track (discus).



Shortly after being drafted, the San Diego Padres invited English to throw out the ceremonial first pitch before a game at Petco Park.
Photo: San Diego Padres

Regular Season

Year	Team	G-S	Tack.-Asst.	Total	Sacks-Yds.	Int.-Yds.	Long	TD	Pass Def.	Fumbles For.-Rec.	TFL	Special Teams Tackles
2009	San Diego	16-2	23-11	34	2-8	0-0	0	0	0	1-1	3	3

Postseason

Year	Team	G-S	Tack.-Asst.	Total	Sacks-Yds.	Int.-Yds.	Long	TD	Pass Def.	Fumbles For.-Rec.	TFL	Special Teams Tackles
2009	San Diego	1-0	0-1	1	0-0	0-0	0	0	0	0-0	0	1

Single-game Highs

Tackles — 7 vs. Washington Jan. 3, 2010
Sacks — 1 (2x) Last: vs. Denver Oct. 19, 2009

VETERANS & RETURNING PLAYERS



80 MALCOM FLOYD

Wide Receiver
6-5, 225
5th NFL Season
7th with Chargers

Wyoming
Free Agent - '04
River City HS
Sacramento, Calif.

It took a while, but Malcom Floyd finally earned a chance to start for the Chargers in 2009 and his future looks as bright as his smile. At 6-5, he is one of the league's tallest receivers and is able to make acrobatic catches look routine. His ability to make plays downfield led one former teammate to christen him with the nickname "M-80."

Floyd set career-highs in catches and yards in '09 as he averaged a whopping 17.2 yards per catch, tied with teammate Vincent Jackson for the second-highest average in the NFL.

Floyd is the second NFL wide receiver in the family. His older brother, Malcolm, played wide receiver for the Houston Oilers in the mid '90s.

Floyd's hobbies include playing basketball, riding jet skis and spending time with family, friends and teammates. He was an all-conference basketball player in high school and his team won an intramural championship while he was in college at Wyoming.



TRANSACTION HISTORY: Signed with Chargers, April 30, 2004...waived Sept. 5 and signed to practice squad Sept. 7, 2004...signed to active roster Dec. 11, 2004...waived Sept. 3, 2005 and re-signed to practice squad Sept. 5, 2005...signed to active roster Dec. 7, 2005...signed one-year contracts March 7, 2007, March 25, 2008, May 15, 2009 and June 8, 2010.

2009: 24-yard catch on 3rd-and-12 and 38-yard PI penalty drawn three plays later helps Chargers to 7-3 lead in key win Dec. 13 at DAL...**Game Ball** from coaches after performance Christmas Night in TEN...52-yard TD catch in 2Q called back by penalty away from play...in 3Q drew PI in end zone that set up TD on next play...later in 3Q, 21-yard catch on 3rd-and-13 led to another TD for 35-10 lead...another **Game Ball** after career-highs of 140 yards and nine catches vs. WAS Jan. 3...included six-yard catch on 4th down to sustain TD drive and 50-yarder during FG march. **2008:** Season-long 49-yd TD catch in Wk 6 NBC SNF game vs. NE...Oct. 19 at BUF, three plays after 12-yard TD catch taken away due to offensive PI, bounced back with 14-yard TD catch on 3rd-down...**Chargers Alumni Offensive POM for November**...Dec. 14 at KC, helped Chargers overcome 21-10 4Q deficit by starting

comeback with four-yard TD catch with 1:13 remaining...during drive, had all five of his catches in game (67 yards)...diagnosed with collapsed lung following game and spent night in hospital before being INA Wks 15-16...healthy INA for Wild Card Playoffs vs. IND Jan. 5. **2006: Chargers Alumni POW** after season-long 46-yard TD catch in 3Q of 49-41 win at CIN Nov. 12...left "Queen City" with first-career 100-yard game (109)...late 4Q 12-yard tiptoe catch along boundary on 3rd-and-9 kept TD drive alive for final points in win...INA Wk 13 at DEN (ankle) ..."Reserve-Injured" (ankle) Dec. 14. **2005:** On PS Wks 1-12 and INA Wks 13-16. **2004:** First-career TD catch (13 yards) from Philip Rivers Jan. 2 vs. KC...also Rivers' first TD pass.

COLLEGE: Honorable mention All-MWC as senior...first-team all-conference as soph...finished career with 186 catches for 2,411 yards and 14 TDs...redshirted in 1999...played at Wyoming from 1999-03...health sciences majoy.

PERSONAL: Born in Sacramento, California...all metro and offensive MVP of league at River City HS in Sacramento...first-team all-league in basketball.

Year	Team	Regular Season					Special Teams		Postseason				
		G-S	No.-Yds.	Avg.	Long	TD	Tackles	G-S	No.-Yds.	Avg.	Long	TD	
2004	San Diego	4-2	3-49	16.3	27	1	0	1-0	0-0	0.0	0	0	
2005	San Diego	0-0	0-0	0.0	0	0	0	n/a					
2006	San Diego	12-0	15-210	14.0	46t	3	1	n/a					
2007	San Diego	6-1	7-97	13.9	25	0	0	n/a					
2008	San Diego	13-2	27-465	17.2	49t	4	3	1-0	0-0	0.0	0	0	
2009	San Diego	16-9	45-776	17.5	53	1	1	1-1	3-30	10.0	19	0	
Totals		51-14	97-1,597	16.5	53	9	5	3-1	3-30	10.0	19	0	

Single-game Highs

- Receptions — 9 vs. Washington Jan. 3, 2010
- Receiving Yards — 140 vs. Washington Jan. 3, 2010
- Receiving Long — 53 (2x) Last vs. Kansas City Nov. 29, 2009
- Receiving TDs — 1 (5x) Last: at Kansas City Oct. 25, 2009
- Receiving Long TD — 46t, at Cincinnati, Nov. 12, 2006

VETERANS & RETURNING PLAYERS





Malcom Floyd, continued

2009 Game-By-Game Receiving

Date	Opponent	No.	Yards	Avg.	Long	TD	TDs
09/14	at Oakland	1	17	17.0	17	0	
09/20	Baltimore	1	45	45.0	45	0	
09/27	Miami	2	65	32.5	47	0	
10/04	at Pittsburgh	0	0	0.0	0	0	
10/19	Denver	3	51	17.0	20	0	
10/25	at Kansas City	2	9	4.5	6	1	3
11/01	Oakland*	2	64	32.0	53	0	
11/08	at New York Giants*	2	29	14.5	17	0	
11/15	Philadelphia*	3	45	15.0	22	0	
11/22	at Denver*	4	38	9.5	17	0	
11/29	Kansas City	3	85	28.3	53	0	
12/06	at Cleveland*	3	30	10.0	15	0	
12/13	at Dallas*	3	40	13.3	24	0	
12/20	Cincinnati*	4	63	15.8	20	0	
12/25	at Tennessee*	3	55	18.3	22	0	
01/03	Washington*	9	140	15.6	50	0	
	Totals	45	776	17.2	53	1	
01/17	New York Jets**	3	30	10.0	19	0	

2008 Game-By-Game Receiving

Date	Opponent	No.	Yards	Avg.	Long	TD	TDs
10/12	New England*	3	75	25.0	49t	1	49
10/19	at Buffalo	4	65	16.3	23	1	14
10/26	at New Orleans	1	21	21.0	21	0	
11/09	Kansas City*	4	76	19.0	31	1	5
11/16	at Pittsburgh	2	29	14.5	15	0	
11/23	Indianapolis	2	54	27.0	31	0	
11/30	Atlanta	5	59	11.8	18	0	
12/04	Oakland	1	19	19.0	19	0	
12/14	at Kansas City	5	67	13.4	19	1	4
	Totals	27	465	17.2	49t	4	

Inactive (10/05 at Miami, 12/21 at Tampa Bay, 12/28 vs. Denver, 01/03 vs. Indianapolis)

No Catches (09/07 vs. Carolina, 09/14 at Denver, 09/22 vs. New York Jets, 09/28 at Oakland, 01/11 at Pittsburgh)

2007 Game-By-Game Receiving

Date	Opponent	No.	Yards	Avg.	Long	TD	TDs
09/16	at New England	1	19	19.0	19	0	
09/23	at Green Bay	1	25	25.0	25	0	
09/30	Kansas City	3	28	9.3	17	0	
10/14	Oakland	2	25	12.5	16	0	
	Totals	7	97	13.9	25	0	

Inactive (10/28 vs. Houston, 11/04 at Minnesota, 11/11 vs. Indianapolis, 11/18 at Jacksonville, 11/25 vs. Baltimore, 12/02 at Kansas City, 12/09 at Tennessee, 12/16 vs. Detroit, 12/24 vs. Denver, 12/30 at Oakland, 01/06 vs. Tennessee+, 01/13 vs. at Indianapolis+, 01/20 at New England+)

No Catches (09/09 vs. Chicago, 10/07 at Denver)

2006 Game-By-Game Receiving

Date	Opponent	No.	Yards	Avg.	Long	TD	TDs
09/17	Tennessee	1	9	9.0	9	0	
10/01	at Baltimore	1	31	31.0	31t	1	31
10/08	Pittsburgh	2	18	9.0	9t	1	9
10/22	at Kansas City	1	19	19.0	19	0	
10/29	St. Louis	1	5	5.0	5	0	
11/05	Cleveland	2	8	4.0	6	0	
11/12	at Cincinnati	5	109	21.8	46t	1	46
11/19	at Denver	1	7	7.0	7	0	
12/03	at Buffalo	1	4	4.0	4	0	
	Totals	15	210	14.0	46t	3	

Inactive (12/10 vs. Denver)

No Catches (09/11 at Oakland, 10/15 at San Francisco, 11/26 vs. Oakland)

Reserve-Injured (12/17 vs. Kansas City, 12/24 at Seattle, 12/31 vs. Arizona, 01/14 vs. New England+)

* Denotes starter

+ Denotes postseason game



71

ANTONIO GARAY

Defensive Tackle
6-4, 320
4th NFL Season
2nd with Chargers

Boston College
Free Agent – '09
Rahway HS
Rahway, N.J.

To the casual observer, Antonio Garay's special teams tackle on the opening kickoff of the third quarter in the 2009 season finale against Washington was just another tackle, but to know his story, it was much bigger than that.

A little more than two years earlier, Garay (Guh-RAY), then playing for the Chicago Bears, was hit by the Redskins' Chris Samuels with a chop block in a prime-time Thursday night game. The illegal hit should have drawn a flag, which it didn't, but the block broke Garay's right leg and shattered his ankle.

Fully rehabilitating his leg took nearly two years and Garay did not return to the NFL until the New York Jets signed him to their practice squad in Oct. 2009. Just seven weeks later, after losing another defensive lineman to an injury, the Chargers signed Garay to their active roster, completing his return to the league.

One of the reasons the Chargers opted to sign Garay was his familiarity with defensive coordinator Ron Rivera and defensive line coach Don Johnson. Garay played for both men in Chicago.

Garay's path to the NFL is an intriguing one. A native of Rahway, New Jersey, he is a second-generation freestyle wrestler. His family sports the most wrestling medalists in N.J. Garay's uncle, Louie Garay, won the New Jersey state championship in 1955. Another uncle, Carlos Garay, finished second in '57. Antonio's dad, Tony, finished third in 1966. His brother, Dan, also owns a state title. But Antonio may have been the best of them all. A state champion as well in his weight class (275 lbs.), Garay was undefeated as a high school senior. Wrestling and football, where he was a high school All-America, led Garay to Boston College. He excelled in both sports until BC dropped wrestling prior to

his senior year. Garay had finished fourth in the NCAA Championships as a sophomore and is the only wrestling All-America in Boston College history. In 2009, the school inducted Garay into its Athletics Hall of Fame. Garay concluded his collegiate athletic career on the gridiron, and despite suffering severe injuries in both his junior and



VETERANS & RETURNING PLAYERS

senior seasons, the Cleveland Browns drafted him in the sixth round in 2003.

Garay comes from a very diverse family. His mother, Marsha, is Jewish and his father is Catholic and a combination of Puerto Rican, Costa Rican and Jamaican. Both of Garay's parents were two-sport athletes at Hofstra University, where they met. His mom was a softball pitcher and captain of the tennis team and his dad wrestled and played football. One of the most highly-touted defensive linemen in the country in 1971, Garay's father spent time in the NFL with the Los Angeles Rams, Oakland Raiders, New England Patriots and New York Jets. Garay's mother has instilled Jewish heritage in Antonio and his siblings, and as such, one of his ambitions is to visit Israel and wrestle in

the Maccabi Games, an international Jewish athletic event similar to the Olympics that is held in Israel every four years under the auspices of the Maccabi Federation. He is also contemplating representing the United States in wrestling at the 2012 Summer Olympics in London.

Off the gridiron and the wrestling mat, Garay is in the process of starting the "Set the Tone" foundation. Its mission is to work with kids in the community to prepare them for college and to help them understand all of their options for continued education.

Garay earned bachelor's degrees in both English and marketing, and a master's degree in secondary education with a focus on English from Boston College.



VETERANS & RETURNING PLAYERS

TRANSACTION HISTORY: Sixth-round pick (195) by CLE, April 27, 2003...signed with Browns, Aug. 2...waived Dec. 13, 2004...signed with CHI, Aug. 15, 2005...waived Aug. 30...signed to Bears' practice squad, Sept. 5...re-signed with CHI, Jan. 16, 2006...released, Sept. 1, 2007...signed to Bears' PS, Sept. 3 and active roster, Sept. 11...released Feb. 28, 2008...signed to NYJ PS, Oct. 20, 2009... signed with Chargers Dec. 9...re-signed two-year contract, March 5, 2010.

2009: Began season on NYJ practice squad...crushing STT in Jan. 3 season-finale vs. WAS...four TTs in Wild Card Playoffs vs. Jets. **2008:** Missed season while recovering from broken

leg. **2007:** Broken leg and shattered ankle Dec. 6 vs. WAS as result of illegal chop block by tackle Chris Samuels...placed on "Reserve-Injured" Dec. 10.

COLLEGE: Co-captain as senior...finished career with 162 TT, 12 sacks and 24 TFLs...suffered season-ending ACL sprain on first play of first game of junior season and season-ending spine injury vs. Notre Dame as senior...redshirted in 1998...played at Boston College from 1998-02...marketing major.

PERSONAL: Born in New York City...Prep Star All-America and all-state at Rahway (N.J.) HS.

Regular Season

Year	Team	G-S	Tack.-Asst.	Total	Sacks-Yds.	Int.-Yds.	Long	TD	Pass Def.	Fumbles For.-Rec.	TFL	Special Teams Tackles
2003	Cleveland	4-0	4-6	10	0-0	0-0	0	0	0	0-0	0	0
2006	Chicago	4-0	2-0	2	0-0	0-0	0	0	0	0-0	1	0
2007	Chicago	6-0	2-3	5	0-0	0-0	0	0	0	0-0	0	0
2009	San Diego	2-0	2-2	4	0-0	0-0	0	0	0	0-0	0	1
	Totals	16-0	10-11	21	0-0	0-0	0	0	0	0-0	1	1

Postseason

Year	Team	G-S	Tack.-Asst.	Total	Sacks-Yds.	Int.-Yds.	Long	TD	Pass Def.	Fumbles For.-Rec.	TFL	Special Teams Tackles
2009	San Diego	1-0	3-1	4	0-0	0-0	0	0	0	0-0	0	0

Single-game Highs

Tackles — 6 vs. Baltimore Dec. 21, 2003

CHARGERS' POSTSEASON RESULTS

10-16 overall (.385)

Date	Opponent	W-L	Score	Date	Opponent	W-L	Score
Jan. 1, 1961+	at Houston	L	16-24	Jan. 10, 1993**	at Miami	L	0-31
Dec. 24, 1961+	Houston	L	3-10	Jan. 8, 1995**	Miami	W	22-21
Jan. 5, 1964+	Boston	W	51-10	Jan. 15, 1995***	at Pittsburgh	W	17-13
Dec. 27, 1964+	at Buffalo	L	7-20	Jan. 29, 1995**	San Francisco	L	26-49
Dec. 26, 1965+	Buffalo	L	0-23	Dec. 31, 1995*	Indianapolis	L	20-35
Dec. 29, 1979*	Houston	L	14-17	Jan. 8, 2005*	New York Jets	L	17-20, OT
Jan. 3, 1981**	Buffalo	W	20-14	Jan. 14, 2007**	New England	L	21-24
Jan. 11, 1981***	Oakland	L	27-34	Jan. 6, 2008*	Tennessee	W	17-6
Jan. 2, 1982**	at Miami	W	41-38, OT	Jan. 13, 2008**	at Indianapolis	W	28-24
Jan. 10, 1982***	at Cincinnati	L	7-27	Jan. 20, 2008***	at New England	L	12-21
Jan. 9, 1983*	at Pittsburgh	W	31-28	Jan. 3, 2009*	Indianapolis	W	23-17, OT
Jan. 16, 1983**	at Miami	L	13-34	Jan. 11, 2009**	at Pittsburgh	L	24-35
Jan. 2, 1993*	Kansas City	W	17-0	Jan. 18, 2010**	New York Jets	L	14-17

+ AFL Championship Game * AFC Wild Card Playoffs ** AFC Divisional Playoffs
 ***AFC Championship Game **Super Bowl





85 ANTONIO GATES

Tight End
6-4, 260
8th NFL Season
8th with Chargers

Kent State
Free Agent - '03
Central HS
Detroit, Mich.

The only current Charger named to the NFL's All-Decade Team (2000-09) and one of the Chargers' 50 Greatest Players of All-Time, Gates is one of the most-highly decorated tight ends to ever play the game. He had a memorable season in 2009, leading the team with 79 catches while racking up a career-best 1,157 yards. His 14.6 yards per catch average was the highest in the NFL among all tight ends. Gates scored eight touchdowns and teamed with Vincent Jackson (1,167 yards) to give the Chargers their first 1,000-yard receiving duo since 1985. And the two combined to give the Chargers the most yards (2,324) by a receiving duo since Kellen Winslow and John Jefferson combined for 2,630 yards in 1980.

Gates is a six-time Pro Bowler member and a three-time All-Pro. Since 2003, his first season in the NFL, he leads all tight ends in TD catches (59), ranks second in yards (6,223) and third in catches (479). Gates has led the Chargers in catches each of the last six seasons (2004-09).

There are presently seven modern-era tight ends enshrined in the Pro Football Hall of Fame and Gates' career touchdown total exceeds all seven. They include Winslow, John Mackey, Ozzie Newsome, Dave Casper, Jackie Smith, Charlie Sanders and Mike Ditka.

Already with more touchdowns, Gates needs 63 catches and 519 yards in 2010 to pass Winslow and become the most prolific tight end in team history.

Gates' unique route to the NFL has been well-chronicled. When he signed with the Chargers in 2003, he had not strapped on shoulder pads since his senior season at Central High School in Detroit. He began his collegiate career at Michigan State under the assumption that he could play both football and basketball. When the football coach relented, Gates chose to focus on hoops and decided it was best to leave the East Lansing campus. An up-and-down start to his basketball career sent Antonio bouncing to three different schools before he finally found a home at Kent State. In two seasons for the Golden Flashes, he helped lead the team to back-to-back conference championships and the Elite Eight in the 2002 NCAA Tournament. Gates left the Kent, Ohio campus as the school's sixth all-time scorer. Labeled as a classic "tweener" coming out of college and not likely to be drafted into the NBA, Gates opted to give football another shot, which ultimately led to his signing with the Chargers.

This February, Gates returned to Kent State to have his No. 44 jersey retired by the school. He was honored at half-

time of the Golden Flashes' Feb. 27 game vs. Miami (OH).


Gates' basketball background has also opened the door to other opportunities. He taped an episode of the Spike TV show Pros vs. Joes in March. It's a show where amateur athletes do battle against professionals in a chosen sport. For this episode, Gates, Terrell Owens and Donovan McNabb, all former college basketball players, took on three former NBA stars. Gates of course played basketball at Kent State, while Owens played football and basketball at Tennessee-Chatanooga and McNabb was a two-sport star at Syracuse.

Gates' basketball background has also had an impact on the community. For the last six years, he has served as the honorary chairman for the Shoot to Cure HD, a speed free-throw shooting event that raises money for the Huntington's Disease Society of America.

Gates has also immersed himself in other community endeavors that include hosting a holiday event for homeless teens from the San Diego Center for Children, the Clark Teen Center and the Ronald McDonald House. And for the past two years, he's hosted the "Shop with a Charger" Christmas event for homeless, neglected and abused children from San Diego's Polinsky Center.

If Gates' athletic career had not steered him toward football or basketball, it's quite possible he may have fashioned a career in boxing. His paternal grandfather, Henry Hank, was a professional boxer in the 1950s and '60s. Hank fought 97 professional bouts as a middleweight and light heavyweight, winning 62 of them. His 1962 fight against Joey Giardello was voted the Fight of the Year by Ring Magazine. Old photos show a striking resemblance between Gates and his grandfather, and many in the family believe that Gates inherited his athletic ability from him.

Had Gates not opted for a career in athletics, he might have tried his hand as a firefighter. A couple of years ago, a group of firefighters attended a training camp practice and one of the most enamored players was Gates. He told several of them that long ago he'd dreamed of being a firefighter so several weeks later, Assistant San Diego Fire Chief Jeff Carle returned to Chargers Park and presented Gates with his very own SDFD firefighters jacket with his own name and number on it.



TRANSACTION HISTORY: Signed with Chargers, May 2, 2003...signed six-year contract Aug. 22, 2005.

2009: Pro Bowl Starter...second-team All-Pro by AP and first-team by SI...Chargers co-Offensive POY...Oct. 24 at PIT, 124 yards and first two TDs of season...first TD on 3rd-and-goal, plus catches of 26 on 3rd-and-8 and 16 on 3rd-

and-15 during drive...over 100 yards on second TD...drew 26-yard PI penalty on separate TD drive...**Game Ball** after 118-yard, two TD game vs. KC Nov. 29...TDs were 54th and 55th of career, giving him third-most all-time among TEs...Dec. 13 at Dallas on receiving end of Philip Rivers' 100th career TD pass...**Game Ball** after career-high 167 yards at CLE Dec. 6...catches of 56 and 18 yards during drive when LaDainian

VETERANS & RETURNING PLAYERS

Tomlinson scored 150th career TD...Dec. 25 at TEN, on receiving end of 36-yard TD that gives him new season career-high for yards and puts Rivers over 4,000 yards for season...moves into tie with Gary Garrison for second-most TD catches in team annals (58)...59th career TD catch Jan. 3 vs. WAS for second on team TD receptions list. **2008: Pro Bowl selection**...48th-career TD catch late 2Q vs. NO in London to move past Charlie Joiner for third-most TDs team history...GW TD catch (eight yards) with 6:55 left in 4Q vs. KC Nov. 9. **Chargers Alumni co-Offensive POM for December**...season-high two TDs Dec. 21 at TB were 50th and 51st of career...fastest tight end in NFL history to 50 (92 gms), beating Jerry Smith (100)...over 5,000 career yards on first TD...second-fastest to 5K (Winslow, 69 gms)...two one-handed catches in TB game...team-high eight catches in Jan. 5 Wild Card OT win vs. IND...DNP in Pro Bowl (ankle). **2007: Pro Bowl starter...All-AFC by PFW and PFWA**...17-yard half-back-option TD catch from Tomlinson in 14-3 Opening Day win vs. CHI...**Game Ball** after 113-yard and TD Oct. 7 vs. DEN...TDs of 49 and 31 yards vs. HOU Oct. 28...over 4,000 career receiving yards in Texans' game (68th career)...third-fastest TE in NFL history to 4K behind Winslow (58 gms) and Mike Ditka (67)...two TD catches vs. BAL Nov. 25 (41 and 42 yards) to crack top-five on team's TD reception list...game-tying TD (two yards) with :09 left in 4Q of OT win at TEN Dec. 9...in OT, 11-yard catch on 3rd-and-4 of GW TD drive...toe injury in Wild Card vs. TEN...played in Divisional Playoffs and Championship Game with inj. toe, but DNP in Pro Bowl. **2006: Pro Bowl...first-team All-Pro by AP, Sporting News, USA Today Sports Weekly, PFW and PFWA, SI and SI.com, and ESPN.com...All-AFC by PFW and PFWA...NFL.com All-Interview**...57-yard TD at SF Oct. 15 is career second-longest...19-yard TD catch from Tomlinson in 21-14 win vs. Oakland Nov. 26. **Chargers Alumni POW** after 104 yards and two TDs Dec. 10 vs. DEN...first-career 100-yard game and TDs vs. Broncos...ninth TD catch in Dec. 31 season finale vs. ARI...leading receiver in Jan. 14 AFC Playoffs vs. NE.



In February, Gates, pictured here with Kent State Athletics Director Laing Kennedy, had his famed No. 44 retired by the school.

Photo: Kent State University

2005: Pro Bowl starter...first-team All-Pro by AP, Sporting News, SI and SI.com, ESPN.com, PFW and PFWA, and USA Today Sports Weekly...Chargers co Offensive POY...PFW Midseason All-Pro...tied team record for catches by TE (89) and yards (1,101) were most by Bolts' TE since '83 (Winslow)...second TE in NFL history (Todd Christensen, '83) with 1,100-yard, 10 TD season...23 TD catches between 2004-05, most ever by TE over two-year span...DNP Wk 1 vs. Dallas (roster exemption)...**Chargers Alumni POW** after tying career-high with three TDs and season-high 10 catches and 145 yards Oct. 30 vs. KC...132 yards week later at NYJ...27-yard TD catch for 14-3 lead over BUF Nov. 20, but inj. foot in 3Q and DNR...started following week at WAS and 24-yard catch on first play of OT immediately preceded GW 41-yard TD run...123 yards vs. MIA Dec. 11 to raise season total to new career-high of 997...career-high 13 catches vs. Dolphins, including eight-yard TD with :15 left in 4Q. **2004: Pro Bowl starter...first-team All-Pro by AP, Football Digest, Sporting News, SI and SI.com...second-team All-Pro by College & Pro Football Newsweekly...All-NFL, All-AFC and All-Pro second-team by PFW and PFWA...NFL Alumni Association TE of Year...Chargers Offensive POY**...season-high 123 yards in Week 1 at Houston...**Chargers Alumni POW** after season-high three TDs vs. NO Nov. 7...first Chargers receiver with three TD catches in game since '97 (Tony Martin vs. BAL) and first three-TD game by Bolts TE since '83 (Winslow vs. KC)...10th and 11th TDs in 4Q at KC Nov. 28 to set new single-season mark for TEs (Winslow and Willie Frazier, 10)...TDs vs. Chiefs were eight in last four games, tying Wes Chandler for most by Charger in four-game stretch...career-long 72-yard TD in AFC West-clinching win at CLE Dec. 19...12th TD of season to tie NFL record for TEs...set TE single-season TD record with 13th at IND Dec. 26...DNP vs. KC Jan. 2...one-yard TD catch with :11 left in 4Q forced OT in Wild Card vs. NYJ...21 and 44-yard catches during drive...12-yard TD from Peyton Manning for 28-7 lead in 2Q of 38-27 Pro Bowl win Feb. 13. **2003: First-career TD** Nov. 9 vs. MIN on pass from Doug Flutie...season-high 117 yards vs. GB Dec. 14, including season-long 48-yard catch...first 100-yard receiving game by Chargers rookie since Wayne Walker at WAS (1989).

COLLEGE: Honorable mention AP All-America as senior after averaging 20.6 ppg and 7.7 rpg at Kent State...first-team All-MAC and runner-up for MAC POY honors...led KSU to back-to-back MAC East Division titles (2001-02 and 2002-03)...sixth in school history with 1,216 points...spent first college semester at Michigan State...transferred to Eastern Michigan for in Spring '99 and averaged 10.2 ppg and team-leading 7.4 rpg...transferred to College of Sequoias in Calif. for 2000-01 season but DNP...general studies major.

PERSONAL: Born June 18, 1980 in Detroit, Michigan... led Detroit Central HS to Class A state championship as senior...first-team all-state in FB and BKB.



VETERANS & RETURNING PLAYERS





ANTONIO GATES' ALL-PRO HONORS



Six-time Pro Bowl selection
(2004-09 seasons)



Sporting News All-Pro
(2004-06)



AP First-Team All-Pro (2004-06)
AP Second-Team All-Pro (2009)



Pro Football Weekly and Professional
Football Writers of America
All-Pro (2004-06)



USA Today Sports Weekly
All-Pro (2005-06)



Sports Illustrated and SI.com
All-Pro (2004-06)



ESPN.com All-Pro
(2005-06)



Football Digest All-Pro
(2004)



Dallas Morning News
All-Pro (2009)

Receiving		Regular Season					Special Teams		Postseason				
Year	Team	G-S	No.-Yds.	Avg.	Long	TD	Tackles	G-S	No.-Yds.	Avg.	Long	TD	
2003	San Diego	15-11	24-389	16.2	48	2	4	n/a					
2004	San Diego	15-15	81-964	11.9	72t	13	0	1-1	6-89	14.8	44	1	
2005	San Diego	15-15	89-1,101	12.4	38	10	0	n/a					
2006	San Diego	16-16	71-924	13.0	57t	9	0	1-1	6-61	10.2	19	0	
2007	San Diego	16-16	75-984	13.1	49t	9	0	3-2	6-60	10.0	23	0	
2008	San Diego	16-16	60-704	11.7	34	8	0	2-2	13-146	11.2	30	0	
2009	San Diego	16-16	79-1,157	14.6	56	8	0	1-1	8-93	11.6	23	0	
Totals		109-105	479-6,223	13.0	72t	59	4	8-7	39-449	11.5	44	1	

Regular-Season Single-game Highs

Receptions — 13 vs. Miami Dec. 11, 2005
Receiving Yards — 167 at Cleveland Dec. 6, 2009
Receiving Long — 72t at Cleveland Dec. 19, 2004
Receiving TDs — 3 (2x) Last: vs. Kansas City Oct. 30, 2005
Receiving Long TD — 72t at Cleveland Dec. 19, 2004

Postseason Single-game Highs

Receptions — 8 (2x) Last: vs. New York Jets, Jan. 17, 2010
Receiving Yards — 93 vs. New York Jets, Jan. 17, 2010
Receiving Long — 44 vs. New York Jets, Jan. 8, 2005
Receiving TDs — 1 vs. New York Jets, Jan. 8, 2005
Receiving Long TD — 1t vs. New York Jets, Jan. 8, 2005

100-Yard Receiving Games (14)

Date	Opponent	W-L	No.-Yds.	Avg.	Long	TD
12/14/03	Green Bay	L	5-117	23.4	48	0
09/12/04	at Houston	W	8-123	15.4	29	0
11/21/04	at Oakland	W	8-101	12.6	28	1
10/02/05	at New England	W	6-108	18.0	38	0
10/30/05	Kansas City	W	10-145	14.5	35t	3
11/06/05	at New York Jets	W	8-132	16.5	29	0
12/11/05	Miami	L	13-123	9.5	25	1
12/10/06	Denver	W	7-104	14.9	26	2
09/23/07	at Green Bay	L	11-113	10.3	26	0
10/07/07	at Denver	W	7-113	16.1	34	1
11/25/07	Baltimore	W	6-105	17.5	35t	2
10/04/09	at Pittsburgh	L	9-124	13.8	30t	2
11/29/09	Kansas City	W	7-118	16.9	22	2
12/06/09	at Cleveland	W	8-167	20.9	56	0

Multi-Touchdown Games (11)

Date	Opponent	W-L	No.-Yds.	Avg.	Long	TD
10/10/04	Jacksonville	W	8-93	11.6	29	2
10/31/04	Oakland	W	5-63	12.6	29	2
11/07/04	New Orleans	W	5-56	11.2	29	3
11/28/04	at Kansas City	W	7-92	13.1	27	2
10/30/05	Kansas City	W	10-145	14.5	35t	3
12/10/06	Denver	W	7-104	14.9	26	2
10/28/07	Houston	W	3-92	30.7	49t	2
11/25/07	Baltimore	W	6-105	17.5	35t	2
12/21/08	at Tampa Bay	W	4-43	10.8	15t	2
10/04/09	at Pittsburgh	L	9-124	13.8	30t	2
11/29/09	Kansas City	W	7-118	16.9	22	2

Receptions by Opponent (incl. playoffs)

Opponent	Games	No.	Yds.	Avg.	Long	TD
Arizona	1	4	56	14.0	33t	1
Atlanta	2	9	107	11.9	23	0
Baltimore	4	15	224	14.9	37	2
Buffalo	3	16	222	13.9	27	2
Carolina	2	11	122	11.1	24t	1
Chicago	2	9	107	11.9	19	1
Cincinnati	3	10	114	11.4	27	1
Cleveland	4	11	261	23.7	72t	1
Dallas	1	4	44	11.0	14t	1
Denver	14	51	674	13.2	34	3
Detroit	2	3	26	8.7	10	0
Green Bay	2	16	230	14.4	48	0
Houston	2	11	215	19.5	49t	2
Indianapolis	6	29	247	8.5	30	1
Jacksonville	3	13	155	11.9	29	3
Kansas City	12	68	803	11.8	35t	11
Miami	4	19	199	10.5	25	1
Minnesota	2	4	65	16.3	26	1
New England	5	25	298	11.9	38	2
New Orleans	2	11	152	13.8	30	4
New York Giants	2	11	159	14.5	29	1
New York Jets	5	28	378	13.5	44	2
Oakland	14	53	715	13.5	30	7
Philadelphia	2	15	150	10.0	20	1
Pittsburgh	6	29	373	12.9	30t	4
St. Louis	1	5	66	13.2	27	0
San Francisco	1	5	78	15.6	57t	1
Seattle	1	2	63	31.5	38	0
Tampa Bay	2	5	60	12.0	17	2
Tennessee	5	22	258	11.7	36t	3
Washington	2	4	51	12.8	24	1
Totals	117	518	6,672	12.9	72t	60



RETURNING PLAYERS



2009 Game-By-Game Receiving

Date	Opponent	No.	Yards	Avg.	Long	TD	TDs
09/14	at Oakland*	5	83	16.6	25	0	
09/20	Baltimore*	5	78	15.6	37	0	
09/27	Miami*	5	64	12.8	19	0	
10/04	at Pittsburgh*	9	124	13.8	30t	2	3, 30
10/19	Denver*	5	70	14.0	21	0	
10/25	at Kansas City*	5	55	11.0	25	0	
11/01	Oakland*	3	49	16.3	30	0	
11/08	at New York Giants*	5	67	13.4	29	0	
11/15	Philadelphia*	7	78	11.1	20	0	
11/22	at Denver*	3	41	13.7	24	0	
11/29	Kansas City*	7	118	16.9	22	2	19, 15
12/06	at Cleveland*	8	167	20.9	56	0	
12/13	at Dallas*	4	44	11.0	14t	1	14
12/20	Cincinnati*	4	33	8.3	13	1	3
12/25	at Tennessee*	3	74	24.7	36t	1	36
01/03	Washington*	1	12	12.0	12t	1	12
	Totals	79	1157	14.6	56	8	
01/17	New York Jets**	8	93	11.6	23	0	

2008 Game-By-Game Receiving

Date	Opponent	No.	Yards	Avg.	Long	TD	TDs
09/07	Carolina*	4	61	15.3	24t	1	24
09/14	at Denver*	4	61	15.3	25	0	
09/22	New York Jets*	2	25	12.5	19	1	6
09/28	at Oakland*	5	58	11.6	20	1	9
10/05	at Miami*	1	12	12.0	12	0	
10/12	New England*	4	35	8.8	22	1	1
10/19	at Buffalo*	4	55	13.8	19	0	
10/26	at New Orleans*	6	96	16.0	30	1	12
11/09	Kansas City*	8	66	8.3	15	1	8
11/16	at Pittsburgh*	2	10	5.0	6	0	
11/23	Indianapolis*	3	28	9.3	13	0	
11/30	Atlanta*	3	27	9.0	11	0	
12/04	Oakland*	0	0	0.0	0	0	
12/14	at Kansas City*	7	78	11.1	23	0	
12/21	at Tampa Bay*	4	43	10.8	15t	2	15, 5
12/28	Denver*	3	49	16.3	34	0	
	Totals	60	704	11.7	34	8	
01/03	Indianapolis**	8	87	10.9	30	0	
01/11	at Pittsburgh**	5	59	11.8	21	0	
	Totals	13	146	11.2	30	0	

2007 Game-By-Game Receiving

Date	Opponent	No.	Yards	Avg.	Long	TD	TDs
09/09	Chicago*	9	107	11.9	19	1	17
09/16	at New England*	7	77	11.0	22	1	12
09/23	at Green Bay*	11	113	10.3	26	0	
09/30	Kansas City*	6	79	13.2	27	0	
10/07	at Denver*	7	113	16.1	34	1	9
10/14	Oakland*	3	58	19.3	28	0	
10/28	Houston*	3	92	30.7	49t	2	49, 31
11/04	at Minnesota*	1	10	10.0	10	0	
11/11	Indianapolis*	3	26	8.7	14	0	
11/18	at Jacksonville*	4	54	13.5	24t	1	24
11/25	Baltimore*	6	105	17.5	35t	2	35, 25
12/02	at Kansas City*	1	-1	-1.0	-1	0	
12/09	at Tennessee*	6	57	9.5	17	1	2
12/16	Detroit*	1	8	8.0	8	0	
12/24	Denver*	1	24	24.0	24	0	
12/30	at Oakland*	6	62	10.3	21	0	
	Totals	75	984	13.1	49t	9	
01/06	Tennessee**	2	15	7.5	16	0	
01/13	at Indianapolis*	2	28	14.0	23	0	
01/20	at New England**	2	17	8.5	9	0	
	Totals	6	60	10.0	23	0	

2006 Game-By-Game Receiving

Date	Opponent	No.	Yards	Avg.	Long	TD	TDs
09/11	at Oakland*	2	26	13.0	22	1	4
09/17	Tennessee*	4	55	13.8	28	0	
10/01	at Baltimore*	4	41	10.3	18	0	
10/08	Pittsburgh*	3	55	18.3	22t	1	22
10/15	at San Francisco*	5	78	15.6	57t	1	57
10/22	at Kansas City*	9	63	7.0	21	1	1
10/29	St. Louis*	5	66	13.2	27	0	

11/05	Cleveland*	2	22	11.0	15	0	
11/12	at Cincinnati*	5	69	13.8	27	0	
11/19	at Denver*	5	48	9.6	17	0	
11/26	Oakland*	6	81	13.5	27	1	19
12/03	at Buffalo*	7	90	12.9	26	1	11
12/10	Denver*	7	104	14.9	26	2	12, 7
12/17	Kansas City*	1	7	7.0	7	0	
12/24	at Seattle*	2	63	31.5	38	0	
12/31	Arizona*	4	56	14.0	33t	1	33
	Totals	71	924	13.0	57t	9	
01/14	New England**	6	61	10.2	19	0	

2005 Game-By-Game Receiving

Date	Opponent	No.	Yards	Avg.	Long	TD	TDs
09/11	Dallas						Roster Exempt
09/18	at Denver*	6	80	13.3	24	0	
09/25	New York Giants*	6	92	15.3	23	1	14
10/02	at New England*	6	108	18.0	38	0	
10/10	Pittsburgh*	5	61	12.2	20	1	11
10/16	at Oakland*	2	17	8.5	16	0	
10/23	at Philadelphia*	8	72	9.0	16	1	8
10/30	Kansas City*	10	145	14.5	35t	3	19, 20, 35
11/06	at New York Jets*	8	132	16.5	29	0	
11/20	Buffalo*	5	77	15.4	27t	1	27
11/27	at Washington*	3	39	13.0	24	0	
12/04	Oakland*	4	51	12.8	19	1	6
12/11	Miami*	13	123	9.5	25	1	8
12/18	at Indianapolis*	6	29	4.8	10	0	
12/24	at Kansas City*	4	52	13.0	22	1	18
12/31	Denver*	3	23	7.7	12	0	
	Totals	89	1,101	12.4	38	10	

2004 Game-By-Game Receiving

Date	Opponent	No.	Yards	Avg.	Long	TD	TDs
09/12	at Houston*	8	123	15.4	29	0	
09/19	New York Jets*	4	39	9.8	14	0	
09/26	at Denver*	4	30	7.5	10	0	
10/03	Tennessee*	7	57	8.1	12	1	11
10/10	Jacksonville*	8	93	11.6	29	2	1, 11
10/17	at Atlanta*	6	80	13.3	23	0	
10/24	at Carolina*	7	61	8.7	14	0	
10/31	Oakland*	5	63	12.6	29	2	5, 1
11/07	New Orleans*	5	56	11.2	29	3	12, 7, 2
11/21	at Oakland*	8	101	12.6	28	1	11
11/28	at Kansas City*	7	92	13.1	27	2	18, 11
12/05	Denver*	3	31	10.3	13	0	
12/12	Tampa Bay*	1	17	17.0	17	0	
12/19	at Cleveland*	1	72	72.0	72t	1	72
12/26	at Indianapolis*	7	49	7.0	20	1	4
01/02	Kansas City						Inactive
	Totals	81	964	11.9	72t	13	
01/08	New York Jets**	6	89	14.8	44	1	1

2003 Game-By-Game Receiving

Date	Opponent	No.	Yards	Avg.	Long	TD	TDs
09/07	at Kansas City						Inactive
09/14	Denver	0	0	0.0	0	0	
09/21	Baltimore	0	0	0.0	0	0	
09/28	at Oakland	2	30	15.0	17	0	
10/05	at Jacksonville*	1	8	8.0	8	0	
10/19	at Cleveland*	0	0	0.0	0	0	
10/27	Miami	0	0	0.0	0	0	
11/02	at Chicago*	0	0	0.0	0	0	
11/09	Minnesota*	3	55	18.3	26	1	4
11/16	at Denver*	0	0	0.0	0	0	
11/23	Cincinnati*	1	12	12.0	12	0	
11/30	Kansas City*	3	49	16.3	18t	1	18
12/07	at Detroit*	2	18	9.0	10	0	
12/14	Green Bay*	5	117	23.4	48	0	
12/21	at Pittsburgh*	5	64	12.8	20	0	
12/28	Oakland*	2	36	18.0	28	0	
	Totals	24	389	16.2	48	2	

* Denotes starter

+ Denotes postseason game



28 STEVE GREGORY



Strong Safety
5-11, 195
5th NFL Season
5th with Chargers

Syracuse
Free Agent - '06
Curtis HS
Staten Island, N.Y.

In 2009, Gregory firmly asserted himself as a fixture in the Chargers' secondary. He was on the field for 676 defensive plays, played in all 16 games and started six. Gregory logged a career-high 63 tackles, along with the first sacks and interception of his career.

Always around the ball, Gregory did his part to key the Chargers to a big win in Denver last November that allowed the Bolts to seize control of first place in the AFC West. He had two fumble recoveries against the Broncos, one that led to a touchdown and another in the end zone that prevented a Denver TD and resulted in a touchback. Gregory also logged a season-high three passes defensed that afternoon against the Broncos.

Gregory has teamed up with the nonprofit Athletes for Education Foundation to start the "SG Squad" with his girlfriend and former Syracuse field hockey star, Rosanne Geraty. The Foundation's goal is to promote fitness, education and healthy lifestyles for the students, educators and administrators in the San



Ysidro School District, an area south of San Diego near the Mexican border. It rewards the hardest working students with school supplies, clothing and Chargers tickets. Similarly, the SG Squad has lent its assistance to the Little Falls High School football team in Little Falls, New York. In 2008, Gregory received a President's Volunteer Service Award from the President's Council on Physical Fitness for his work with the SG Squad.

Gregory grew up in Staten Island, New York, and his family still resides there. His father, Steve, and stepmother, Judy, are both retired from the New York Police Department, however both were on active duty when the terror attacks of 9/11 struck New York City. Unsure of his own future in football, Gregory took the New York City Police test upon graduation from Syracuse.

Gregory's hobbies include golf, video games, movies, pool, bowling, darts and poker. He played baseball through high school as a SS and CF and had tryouts with the New York Mets and Yankees before enrolling at Syracuse.

TRANSACTION HISTORY: Signed with Chargers, May 8, 2006...waived Sept. 2 and re-signed to practice squad, Sept. 4, 2006...signed to active roster, Sept. 30, 2006...signed March 17, 2008 and extended to four-year contract, Aug. 25,

2009: Game Ball Oct. 25 at KC after INT and sack...first-career sack on 3rd-and-8 in 2Q...4Q INT leads to FG for 30-7 lead...eight-yard sack on 3rd-and-10 in 3Q week later vs. OAK...Nov. 22 at D, two FRs and season-high three PBU...first FR led to TD and second in end zone for touchback...3Q PBU at goal line prevented TD and forced DEN to take FG for only points of game...**Game Ball** after career-high eight TTs at DAL Dec. 13...Jan. 17 Wild Card vs. Jets, tipped 3Q pass INT by Quentin Jammer. **2008:** Apparent INT overturned by replay challenge Oct. 26 vs. NO in London's Wembley Stadium...stinger Wk 9 vs. KC and INA Wk 10 at PIT...extensive action Wk 12 vs. ATL for Clinton Hart (stinger)...started Dec. 4 vs. OAK and Dec. 14 at KC for Hart. **2007:** Textbook open-field tackle late in 2Q of Nov. 11 game vs. IND forced 42-yard FGA that was missed allowing Chargers to hold 23-7 lead at half. **2006:** PS Weeks 1-2...first-career game Oct. 1 at BAL,

took over at CB for injured Jammer in 4Q and made great play to break up deep 3rd down pass on first play...season-high three STTs vs. STL Oct. 29 and DEN Dec. 10.

COLLEGE: Four-year starter...three seasons as CB and junior year as WR...third in school history with 40 PBUs...school-record six PBU vs. North Carolina in '02...finished career with 168 TT, six INTs and two FFs...five-career blocked kicks, tied for second all-time at SU...Frosh All-America and All-Big East after leading nation frosh with 21 PBUs...Big East ST POW in '02 for Central Florida game...redshirted in '01...played at Syracuse from 2001-05...degrees in finance and marketing.

PERSONAL: Born in Brooklyn...Newsday and New York Daily News all-city WR at Curtis HS in Staten Island...played in '01 NY-NJ Governor's Bowl...MSG Network/Downtown Athletic Club/Heisman Trophy Tri-State All-Star as senior after rushing for borough-record 2,060 yards...Al Fabbri Award as Staten Island's best player...played on NY PSAL camp teams as soph and junior...51 career TDs, 184 TTs and five INTs.

Regular Season

Year	Team	G-S	Tack.-Asst.	Total	Sacks-Yds.	Int.-Yds.	Long	TD	Pass Def.	Fumbles For.-Rec.	TFL	Special Teams Tackles
2006	San Diego	14-0	0-0	0	0-0	0-0	0	0	1	0-0	0	12
2007	San Diego	16-0	2-0	2	0-0	0-0	0	0	1	0-0	0	9
2008	San Diego	15-3	24-5	29	0-0	0-0	0	0	4	0-0	1	4
2009	San Diego	16-6	49-14	63	2-13	1-13	13	0	6	0-2	4	3
	Totals	61-9	75-19	94	2-13	1-13	13	0	12	0-5	5	28

Postseason

Year	Team	G-S	Tack.-Asst.	Total	Sacks-Yds.	Int.-Yds.	Long	TD	Pass Def.	Fumbles For.-Rec.	TFL	Special Teams Tackles
2006	San Diego	1-0	0-0	0	0-0	0-0	0	0	0	0-0	0	0
2007	San Diego	3-0	0-0	0	0-0	0-0	0	0	0	0-0	0	0
2008	San Diego	2-1	3-3	6	0-0	0-0	0	0	1	0-0	0	0
2009	San Diego	1-0	2-0	2	0-0	0-0	0	0	2	0-0	0	0
	Totals	7-1	5-3	8	0-0	0-0	0	0	3	0-0	0	0

VETERANS & RETURNING PLAYERS

Regular-Season Single-game Highs

Tackles — 8 at Dallas Dec. 13, 2009
 Sacks — 1 (2x) Last: vs. Oakland Nov. 1, 2009
 Interceptions — 1 at Kansas City Oct. 25, 2009

Postseason Single-game Highs

Tackles — 5 vs. Indianapolis Jan. 3, 2009
Additional Statistics
 Special Teams Fumble Recoveries — 2006, 1



69 **TYRONE GREEN**

Guard
6-2, 316
2nd NFL Season
2nd with Chargers

Auburn
Draft 4B – '09
Woodham HS
Pensacola, Fla.

Green had what basically amounted to a redshirt year in 2009, his rookie NFL season. He earned a spot on the active roster out of training camp but didn't see his first action until the team's 11th game of the season. Green saw time in four games, gaining valuable experience on both the offensive line and special teams.

Green was a converted defensive tackle who played both center and guard at Auburn. His proudest moment from college was graduating with a degree in criminology. Green's hobbies include singing, bowling, watching movies and playing cards.

TRANSACTION HISTORY: Fourth-round pick (133), April 26, 2009...signed four-year contract, July 25.

2009: Played first-career game Nov. 29 vs. KC.

COLLEGE: Ken Rice Award as team's top offensive lineman in 2007...in 25 games as starter, allowed just one sack in 597

Games Played-Started: 2009 (4-0, San Diego)

total plays...SEC Offensive Lineman of Week after '07 Vanderbilt game...redshirted in 2004 as defensive lineman and made switch to OL in '05...played at Auburn from 2004-08.

PERSONAL: Born in Pensacola, Florida...standout DL at Woodham HS in Pensacola...also lettered in basketball.

REGULAR-SEASON SEAT SALES AND ATTENDANCE

Year	Season Seat Sales	Average Attendance	Total Attendance	Year	Season Seat Sales	Average Attendance	Total Attendance
1960	n/a	15,665	109,656	1985	51,300	51,953	415,626
1961	9,138	27,859	195,014	1986	49,014	51,826	414,611
1962	10,104	21,987	153,908	1987	48,114	53,097	371,676
1963	8,828	27,356	191,491	1988	40,328	43,425	347,400
1964	10,492	24,237	169,656	1989	38,124	47,054	376,434
1965	11,309	28,915	202,402	1990	40,026	49,134	393,071
1966	16,316	26,531	185,712	1991	38,217	48,293	386,341
1967	24,301	39,616	277,311	1992	36,040	46,966	375,725
1968	22,301	43,313	303,188	1993	47,550	59,447	475,578
1969	23,904	46,311	324,178	1994	44,442	59,980	479,842
1970	27,940	45,078	315,549	1995	51,500	58,697	469,575
1971	30,045	49,647	347,530	1996	52,500	57,544	460,355
1972	37,144	52,271	366,035	1997	48,447	58,238	465,906
1973	40,341	43,726	306,079	1998	51,500	59,590	476,718
1974	30,174	36,876	258,135	1999	46,000^	59,625	476,999
1975	22,926	32,959	230,714	2000	43,000^	54,182	433,459
1976	20,467	37,106	259,739	2001	46,000^	59,356	474,844
1977	21,847	43,975	307,826	2002	45,000^	61,872	494,973
1978	32,186	47,328	378,623	2003*	45,000^	59,879	419,151
1979	43,600	50,841	406,725	2004	45,000^	60,683	485,462
1980	49,675	51,191	409,530	2005	51,000^	66,240	529,916
1981	49,675	51,458	411,661	2006	56,821^	66,379	531,031
1982	49,675	50,062	200,248	2007	63,000^	65,502	524,019
1983	49,675	46,243	369,944	2008	60,500^	68,138	545,107
1984	56,600	51,136	409,085	2009	53,500^	67,543	540,345

*Based on seven home games in 2003. Oct. 5 game was moved to Arizona's Sun Devil Stadium due to San Diego wildfires.

^Based on season ticket equivalent including season, mini-season and single-game tickets.

VETERANS & RETURNING PLAYERS



61

NICK HARDWICK



Center
6-4, 305
7th NFL Season
7th with Chargers

Purdue
Draft 3B - '04
Lawrence North HS
Indianapolis, Ind.

Last year Hardwick was voted to the Chargers' 50th Anniversary All-Time Team, but 2009 was anything but a season for him to celebrate. Less than a year after recovering from a severely sprained right foot that required surgery, Hardwick suffered a severely sprained left ankle in the '09 opener at the Oakland Coliseum and missed the Chargers' next 13 games.

As frustrating as the season was, the Chargers were fortunate that Hardwick returned when he did. His replacement, Scott Mruzkowski, was playing some of the finest football of his career in Hardwick's absence, but Mruzkowski suffered a season-ending ankle injury late in the Chargers' Dec. 20 win at home against Cincinnati and Hardwick was pressed into action.

He returned to action five days later and started the Chargers' Christmas night game in Tennessee. Hardwick played nearly the entire game vs. the Titans as the Chargers rushed for 166 yards, their second-highest total of the season, and allowed only one sack in 28 passing plays. Hardwick not only played that game, but the rest of the season, including the Chargers' Jan. 17 playoff game against the New York Jets.

Hardwick is a key cog in the offensive line. In addition to his responsibilities as a run blocker, he plays a huge role in pass protection and calling out the blocking signals for the entire offensive line. A starter since his rookie season of 2004, Hardwick helped the Chargers rush for more than 2,000 yards his first four seasons, including a team-record 2,578-yard season in '06.

Hardwick's route to the NFL is not a common one. He grew up in Indianapolis, Indiana, where he was a standout prep wrestler. He went to Purdue on a Marine Corps ROTC Scholarship, but that all changed after former Chargers QB Drew Brees led the Boilermakers to the 2001 Rose Bowl



and Hardwick saw the excitement that it generated on the West Lafayette, Indiana, campus. The following fall, he decided to walk on to the school's football team. A year after earning a spot as a defensive tackle on the scout team, Hardwick became the Boilermakers' starting center and earned all-conference honors. In 2004, the Chargers made him a third-round draft pick and he's been a starter ever since. Wife, Jayme, is also a former Boilermaker, having played soccer for Purdue's women's team.

Hardwick still maintains close ties to his alma mater. In 2007, he endowed a football scholarship at the school that is given annually to a walk-on player who earns a scholarship, just as Hardwick did. And in 2008, Purdue presented him with the Drew Brees Mental Attitude Award, presented by the Joe Tiller/Northwest Indiana Chapter of the National Football Foundation. Hardwick became the fourth former Boilermaker to receive the award. The winner each year is chosen by Brees and recognizes an athlete who exemplifies exceptional mental attitude.

Hardwick is the team's NFL Players' Association representative. In 2009, he attended the NFL's Business and Entrepreneurial Program at the Wharton School at the University of Pennsylvania. A special program for NFL players and front office employees, Hardwick spent a week learning a broad range of business topics from some of the most well-known educators from around the country.

Hardwick enjoys a wide range of extreme sports that includes surfing, snowboarding and skateboarding. As a youth in Indianapolis, he also played hockey on a traveling team that competed throughout the U.S. and Canada. One of his teammates from that squad was John-Michael Liles, who is now a defenseman for the NHL's Colorado Avalanche.

TRANSACTION HISTORY: Third-round pick (66), April 24, 2004...signed July 29, 2004...signed six-year contract thru 2011, June 16, 2006.

2009: Removed from game due to left ankle injury Week 1 at OAK...missed next 13 games...returned to starting lineup Dec. 25 at TEN and helped Chargers rush for 166 yards while only allowing one sack in 28 pass plays...started Week 16 and Wild Card Playoffs. **2008: Pro Bowl third-alternate...**INA Wks 1-3 (foot)...started Week 4 at OAK...Week 14 at KC, left in 3Q (concussion)...started following week when Philip Rivers threw career-high four TDs in 41-24 win at TB...anchored team-record 289-yard rushing performance in AFC West-clinching win vs. DEN Dec. 28...blocked for 167-yard rush night in Jan. 5 Wild Card win vs. IND as Bolts scored GW TD on 22-yard run in OT. **2007: USA Today Sports Weekly All-NFL and USA Today All-Joe...Pro Bowl second-alternate...**Oct. 7 at DEN, OL cleared way for 214 yards rushing...inj foot Oct. 14 vs. Raiders and left contest...INA Wks 7-10...returned to starting-11 Nov. 25 vs. BAL...anchored 191-yard rush game in 24-10 win at KC

Dec. 2, including rush TDs of 31 and 28 yards in 3Q and 4Q to break 10-10 tie...blocked for 274 yard rush game and DNA any sacks vs. DET Dec. 16...OL DNA any sacks in Jan. 13 Divisional Playoff win at IND and line had perfect blocks as Billy Volek scored GW TD on one-yard QB sneak. **2006: Pro Bowl selection...**OL anchored 241-yard rushing day and three TDs with no sacks vs. TEN Sept. 17...150 yards rushing Wk 3 vs. BAL, which was ranked No. 1 in NFL vs. run and only surrendering 34.3 rush ypg coming into contest...big day vs. STL Oct. 29 as Bolts rushed for 216 yards...starting five OL named **Chargers Alumni POW**

after Nov. 19 win at DEN...anchored 265-yard rush game, then fifth-most in team history, in 20-9 win over KC Dec. 17. **2005:** Paved way for 268 yards rushing, then third-best in team history, and DNA any sacks vs. NYG in ESPN SNF game Sept. 25...line DNA any sacks for second-consecutive week and helped Chargers rush for 183 yards in Oct. 2 win at NE to end Patriots' NFL-record 21-game home win streak...left OAK game Oct. 16 with high ankle sprain...INA Wks 7-9...returned to starting lineup Wk



VETERANS & RETURNING PLAYERS

10 vs. BUF...created running lanes for 202-yard rush effort, including GW TD run in OT, at WAS Wk 11...in 26-17 win at IND Dec. 18, OL blocked for 206 rush yards. **2004: ESPN.com All-Rookie**...left TEN game Oct. 3 (knee)...INA Wks 5-6. **Chargers Alumni POW** along with starting OL following Nov. 28 win at KC...left playoff game vs. NYJ (ankle)...returned for one play and but then suffered knee injury and DNR.

COLLEGE: Second-team All-Big Ten...Boilermakers Pit Bull Award for tenacity and intensity as senior...Academic All-Big Ten as junior...walked on in 2001 as scout team DT...earned scholarship before junior season...played at Purdue from 2001-03...economics degree.

PERSONAL: Born in Franklin, Indiana...earned three wrestling letters at Lawrence North HS in Indianapolis...member of state championship wrestling team... played football as frosh.

Games Played-Started: **2004** (14-14, San Diego), **2005** (13-13, San Diego), **2006** (16-16, San Diego), **2007** (12-12, San Diego), **2008** (13-13, San Diego), **2009** (3-3, San Diego); **Total** (71-71).

Postseason Games Played-Started: **2004** (1-1, San Diego), **2006** (1-1, San Diego), **2007** (3-3, San Diego), **2008** (2-2, San Diego), **2009** (1-1, San Diego); **Total** (8-8).

CHARGERS' NATIONAL TV NIGHT GAMES

(Total Night Games: 36-37, .493; Home Night Games: 27-23, .540)

Day	Date	Opponent	W-L	Score	Day	Date	Opponent	W-L	Score
Mon.	10/12/70	Green Bay	L	20-22	Mon.	10/21/96	Oakland	L	14-23
Mon.	11/15/71	St. Louis	W	20-17	Mon.	11/11/96	Detroit	W	27-21
Mon.	11/13/72	Cleveland	L	17-21	Sun.	12/01/96	New England	L	7-45
Mon.	12/15/75	N.Y. Jets	W	24-16	Sun.	12/22/96	Denver	W	16-10
Mon.	12/04/78	Chicago	W	40-17	Thu.	10/16/97	at Kansas City	L	3-31
Thu.	10/25/79	at Oakland	L	22-45	Sun.	11/16/97	Oakland	L	13-38
Mon.	12/17/79	Denver	W	17-7	Sun.	11/30/97	Denver	L	28-38
Sun.	10/26/80	at Dallas	L	31-42	Sun.	11/29/98	Denver	L	16-31
Thu.	11/20/80	at Miami	W	OT 27-24	Sun.	10/29/00	Oakland	L	13-15
Mon.	12/22/80	Pittsburgh	W	26-17	Mon.	10/27/03	Miami*	L	10-26
Mon.	09/07/81	at Cleveland	W	44-14	Sat.	01/08/05	N.Y. Jets^	L	OT 17-20
Mon.	11/16/81	at Seattle	L	23-44	Sun.	09/25/05	N.Y. Giants	W	45-23
Mon.	12/21/81	Oakland	W	23-10	Mon.	10/10/05	Pittsburgh	L	22-24
Mon.	11/22/82	at L.A. Raiders	L	24-28	Sun.	12/04/05	Oakland	W	34-10
Mon.	12/20/82	Cincinnati	W	50-34	Mon.	09/11/06	at Oakland	W	27-0
Mon.	09/12/83	at Kansas City	W	17-14	Sun.	10/08/06	Pittsburgh	W	23-13
Mon.	10/31/83	Washington	L	24-27	Sun.	11/19/06	at Denver	W	35-27
Thu.	12/01/83	L.A. Raiders	L	10-42	Sun.	12/17/06	Kansas City	W	20-9
Mon.	09/24/84	at L.A. Raiders	L	30-33	Sun.	09/16/07	at New England	L	14-38
Mon.	10/29/84	Seattle	L	0-24	Sun.	11/11/07	Indianapolis	W	23-21
Mon.	12/03/84	Chicago	W	20-7	Mon.	12/24/07	Denver	W	23-3
Mon.	10/28/85	at L.A. Raiders	L	21-34	Mon.	09/22/08	New York Jets	W	48-29
Sun.	12/08/85	Pittsburgh	W	54-44	Sun.	10/12/08	New England	W	30-10
Mon.	10/06/86	at Seattle	L	7-33	Sun.	10/26/08	at New Orleans+	L	32-37
Thu.	11/20/86	L.A. Raiders	L	10-42	Sun.	11/23/08	Indianapolis	L	20-23
Sun.	11/15/87	L.A. Raiders	W	16-14	Thu.	12/04/08	Oakland	W	34-7
Sun.	11/06/88	L.A. Raiders	L	3-13	Sun.	12/28/08	Denver	W	52-21
Sun.	11/12/89	L.A. Raiders	W	14-12	Sat.	01/03/09	Indianapolis^	W	OT 23-17
Sun.	11/25/90	Seattle	L	OT 10-13	Sun.	01/11/09	at Pittsburgh^^	L	24-35
Sun.	12/01/91	L.A. Raiders	L	7-9	Mon.	09/14/09	at Oakland	W	24-20
Sun.	11/29/92	L.A. Raiders	W	27-3	Sun.	10/04/09	at Pittsburgh	L	28-38
Sun.	11/14/93	Chicago	L	13-16	Mon.	10/19/09	Denver	L	23-34
Mon.	11/29/93	at Indianapolis	W	31-0	Fri.	12/25/09	at Tennessee	W	42-17
Sun.	12/12/93	Green Bay	L	13-20					
Mon.	12/27/93	Miami	W	45-20					
Sun.	09/04/94	at Denver	W	37-34					
Mon.	12/05/94	L.A. Raiders	L	17-24					
Sun.	11/05/95	Miami	L	14-24					
Mon.	11/27/95	Oakland	W	12-6					

^ AFC Wild Card Playoff game

^^ AFC Divisional Playoff game

* Game played at Arizona's Sun Devil Stadium due to San Diego wildfires

+ At London, England





22 JACOB HESTER

Fullback
5-11, 235
3rd NFL Season
3rd with Chargers

Louisiana State
Draft 3 – '08
Evangel Christian HS
Shreveport, La.

So good was the platoon of Jacob Hester and Mike Tolbert late last season that the duo became a fixture in the offensive backfield, often taking turns at both tailback and fullback, trading places one play at a time. The results were all positive as the two helped the Chargers close the season on an 11-game win streak.

When Chargers GM A.J. Smith traded up in the 2008 NFL Draft to land Hester, one of the traits that he found most appealing was Hester's willingness to 'do it all.' He brings that same work ethic to the Chargers' special teams where Hester has become one of San Diego's top performers. He scored two special teams touchdowns in

2009 and deflected a punt in the Chargers' Wild Card Playoff game against New York that led to a late touchdown.

Hester married the former Katie Tilley on July 28, 2007. He proposed to her outside War Memorial Stadium in Little Rock, Arkansas, in 2006, moments after LSU had beaten the Razorbacks, 31-26. Hester kept his nerves that day by sticking to his traditional pregame ritual of listening to his favorite Elvis Presley CD. Katie is the niece of former St. Louis Cardinals standout wide receiver Pat Tilley and Hester is a distant cousin of Hall of Fame quarterback Terry Bradshaw. The young couple had their first child in September '09, a son named Jackson.

TRANSACTION HISTORY: Drafted by Chargers in third round (69th overall), April 27, 2008...signed four-year contract, July 21, 2008.

2009: Oct. 4 at PIT, stripped Stefan Logan of PR and scored TD on 41-yard return...**Game Ball** Oct. 25 at KC after blocking punt and recovering in end zone for TD, Chargers' first punt block TD since '99...TD-saving tackle at four-yard line after INT in NYG game Nov. 8...defense held Giants to FG on ensuing drive, enabling offense to assemble GW TD drive for 21-20 win...tipped late 4Q punt in Wild Card vs. NYJ, helping offense score TD to trim deficit to 17-14. **2008:** First-career NFL TD in 4Q of NBC SNF vs. IND Nov. 23...took direct snap on fake punt for season-long 28-yard run and first down vs. ATL Nov. 30...first-career start Dec. 4 vs. OAK...helped pave

way for 167 yards rushing in Jan. 3 Wild Card vs. IND...four-yard TFL on fake punt in Jan. 11 AFC Divisional Playoff game at PIT.

COLLEGE: Second-team All-SEC as senior...starter on 2007 National Championship team...fumbled just once in 364 career carries while rushing for 1,780 yards...*Sporting News* and SEC POW after GW TD on 4th-and-goal and first-career 100-yard game in win over No. 9 Florida, Oct. 6, 2007...played at LSU from 2004-07...sports studies major.

PERSONAL: Born in Shreveport, Louisiana...state 5A Offensive MVP as junior at Evangel Christian High School in Shreveport...lead team to back-to-back state titles in 2002-03...scored 26 TDs each during junior and senior seasons.

Regular Season		Rushing					Receiving					Special Teams	
Year	Team	G-S	No.-Yds.	Avg.	Long	TD	No.-Yds.	Avg.	Long	TD	Tackles	Tackles	
2008	San Diego	16-3	19-95	5.0	28	1	12-91	7.6	16	1		14	
2009	San Diego	15-10	21-74	3.5	15	0	9-24	2.7	5	0		7	
Totals		31-13	40-169	4.2	28	1	21-115	5.5	16	1		21	

Postseason		Rushing					Receiving					Special Teams	
Year	Team	G-S	No.-Yds.	Avg.	Long	TD	No.-Yds.	Avg.	Long	TD	Tackles	Tackles	
2008	San Diego	2-0	0-0	0.0	0	0	3-19	6.3	11	0		0	
2009	San Diego	1-1	0-0	0.0	0	0	1-15	15.0	15	0		0	
Totals		3-1	0-0	0.0	0	0	4-34	8.5	15	0		0	

Kickoff Returns

Year	No.-Yds.	Avg.	Long	TD
2008	3-42	14.0	20	0
2009	1-9	9.0	9	0
Totals	4-51	12.8	20	0

Single-game Highs

Rushing Attempts — 8 vs. Denver Dec. 28, 2008
Rushing Yards — 46 at Denver Nov. 22, 2009
Rushing Long — 28 vs. Atlanta Nov. 30, 2008
Rushing TDs — 1 vs. Denver Dec. 28, 2008
Rushing Long TD — 4t vs. Denver Dec. 28, 2008
Receptions — 3 (4x) Last: at Denver Nov. 22, 2009
Receiving Yards — 24 at Kansas City Dec. 14, 2008
Receiving Long — 16 vs. Denver Dec. 28, 2008
Receiving TDs — 1 vs. Indianapolis Nov. 23, 2008
Receiving Long TD — 1t vs. Indianapolis Nov. 23, 2008

Postseason Single-game Highs

Receptions — 2 at Pittsburgh Jan. 11, 2009
Receiving Yards — 15 vs. New York Jets Jan. 17, 2010
Receiving Long — 15 vs. New York Jets Jan. 17, 2010

Additional Statistics

Special Teams Forced Fumbles — 2008, 1; 2009, 1; Total, 2
Special Teams Fumble Recoveries — 2008, 1; 2009, 1; Total, 2
Blocked Punts — 2009, 1 (TD)

VETERANS & RETURNING PLAYERS



53 JAMES HOLT

Inside Linebacker
6-2, 223
2nd NFL Season
2nd with Chargers

Kansas
Free Agent – '09
Altus HS
Altus, Okla.

One of the most difficult ways to earn a spot on an NFL roster is as an undrafted rookie free agent, but at least one or two manage to do so each year. Holt was one such player in 2009.

He impressed the coaches with his work during the pre-season, enough to earn a coveted spot on the Chargers' practice squad. He remained there for the first seven weeks and continued to work hard, particularly on special teams. When Coach Turner decided the team needed additional help on those units, the decision was made to promote Holt to the active roster. He didn't disappoint, quickly racking up nine tackles, while also playing on defense.

Unfortunately, Holt suffered a shoulder injury in the season finale vs. Washington and spent the playoffs on "Reserve-Injured." His ailing shoulder has since recovered and he will once again look to earn a spot with the Bolts in 2010.

Holt's father, Steve McKeaver, played for the Cincinnati Bengals after a standout career at the University of Oklahoma. Holt's hobbies include cooking, playing guitar and piano, tennis, golf, frisbee, baseball and soccer. His first job as a youth was working as a tee ball umpire in his native Altus, Oklahoma.

TRANSACTION HISTORY: Signed two-year contract, May 1, 2009...waived Sept. 5 and signed to practice squad, Sept. 7...signed to active roster, Nov. 3.

2009: Game Ball after two STTs Nov. 15 vs. PHI... shoulder inj. vs. WAS Jan. 3 and placed on "Reserve-Injured" Jan. 6.

COLLEGE: All-Big 12 as senior and honorable mention as junior...Defensive MVP of '08 Insight Bowl after three sacks vs. Minnesota...KU Defensive POY and Willie Pless Tackle Award after leading squad in '08 with 105 TT, 10 sacks, 19.5 TFL and six FF...KU Defensive POW after K-State and Nebras-

ka games...Texas vs. Nation All-Star...Defensive POW after Central Michigan and Colorado games in '07...starting OLB for '07 team that posted best record and first BCS win in school history (12-1 with win over Virginia Tech in Orange Bowl)...finished career with 239 TT, 12 sacks and 34.5 TFL...played at Kansas from 2005-08...volunteer with Habitat for Humanity and Boys and Girls Club...history major.

PERSONAL: Born in Altus...all-state and District Offensive POY at Altus HS...lettered in basketball...led track team to state title as junior...honor roll student.

Regular Season														
Year	Team	G-S	Tack.-Asst.	Total	Sacks-Yds.	Int.-Yds.	Long	TD	Pass Def.	Fumbles For.-Rec.	TFL	Special Teams	Tackles	
2009	San Diego	9-0	1-0	1	0-0	0-0	0	0	0	0-0	1		9	



26 BRANDON HUGHES

Cornerback
5-11, 188
2nd NFL Season
2nd with Chargers

Oregon State
Draft 5 – '09
Bloomington HS
Bloomington, Ill.

2009 turned into a redshirt year for Hughes, a fifth-round draft pick who suffered a knee injury in training camp and spent the entire season on "Reserve-Injured."

Hughes is healthy again. He took advantage of the year away from competition to add some bulk in the weight

room and will look to earn a spot on the Bolts' 2010 roster. Hughes played for former Chargers Head Coach Mike Riley at Oregon State. He was a speech communication major who wrote for the school's newspaper, The Daily Barometer, and also played football for the Beavers.

TRANSACTION HISTORY: Fifth-round pick (148), April 26, 2009...signed four-year contract, June 19, 2009.

2009: Placed on "Reserve-Injured" (knee), Sept. 1.

COLLEGE: First-ever OSU player invited to East-West Shrine

Game (2009)...finished career with 178 TT, three INT and 27 PBUs...redshirted in 2004...played at Oregon State from 2004-08...degree in communications.

PERSONAL: Born in Bloomington, Illinois...all-conference at Bloomington HS...one of top 400 meter sprinters in state.



VETERANS & RETURNING PLAYERS





33

DANTE HUGHES



Cornerback
5-10, 190
4th NFL Season
2nd with Chargers

California
Free Agent – '09
Crenshaw HS
Los Angeles, Calif.

Looking to add some depth to the secondary, the Chargers signed Hughes last October. While he only played in one game last season with the Chargers, Hughes played in 24 games during two seasons for the Indianapolis Colts.

Hughes is one of the founders of Gough Harde, an urban clothing line. An art major at Cal, Hughes took an

interest in fashion as a teen and collaborated with close friend and business partner, Nikko Goudeau, to launch the clothing line in January. In December, the pair hosted a Monday Night Football event in Los Angeles to preview the line, with proceeds from the night benefiting Snoop Dogg's Inner-City Youth Football League.

TRANSACTION HISTORY: Third-round pick by Indianapolis (95), April 28, 2007...signed with Colts, July 30, 2007...waived Sept. 5, 2009...signed two-year contract with Chargers, Oct. 20, 2009.

2009: Saw lone action Jan. 3, 2010 vs. WAS. **2008:** First-career INT vs. CIN, Dec. 7. **2007:** Placed on "Reserve-Injured" (shoulder) Nov. 29.

COLLEGE: Eight INTs as senior, including TDs, ranked third in nation and one shy of school mark...first Golden Bear with two returns of 100+ yards...left school second all-time in INTs

(15), return yards (344) and TDs (four)...AP and consensus first-team All-America and Pat Tillman Pac-10 Defensive POY as senior...2006 Ronnie Lott IMPACT Trophy as top defensive player in nation for leadership and integrity on and off field...first-team All-Pac-10 in 2005 and '06...three-year starter finished career with 190 TT and 30 PBU's...art practice major.

PERSONAL: Born in Los Angeles...Coliseum League co-POY...runner up for So. Calif. Prep POY as senior WR and CB at Crenshaw HS in Los Angeles...all-city and all-conference as junior...lettered in basketball, track and tennis.

Regular Season		G-S	Tack.-Asst.	Total	Sacks-Yds.	Int.-Yds.	Long	TD	Pass Def.	Fumbles For.-Rec.	TFL	Special Teams Tackles
2007	Indianapolis	10-0	7-3	10	0-0	0-0	0	0	1	0-0	0	10
2008	Indianapolis	14-0	5-4	9	0-0	1-16	16	0	1	0-0	0	14
2009	San Diego	1-0	1-0	1	0-0	0-0	0	0	0	0-0	0	1
Totals		25-0	13-7	20	0-0	1-16	16	0	2	0-0	0	25

Regular Season		G-S	Tack.-Asst.	Total	Sacks-Yds.	Int.-Yds.	Long	TD	Pass Def.	Fumbles For.-Rec.	TFL	Special Teams Tackles
2008	Indianapolis	1-0	0-0	0	0-0	0-0	0	0	0	0-0	0	0

Regular-Season Single-game Highs

Tackles — 4 vs. New Orleans Sept. 16, 2007
Interceptions — 1 vs. Cincinnati Dec. 7, 2008

TOP 10 HOME & ROAD ATTENDANCE FIGURES

Date	Opponent	Attendance
12/28/08	Denver	69,131
09/22/08	New York Jets^	68,922
12/20/09	Cincinnati	68,889
11/15/09	Philadelphia	68,879
01/14/07	New England+	68,810
10/12/08	New England	68,704
10/19/09	Denver^	68,615
10/10/05	Pittsburgh^	68,537
11/23/08	Indianapolis	68,428
10/24/99	Green Bay	68,274

Date	Opponent	Attendance
12/13/09	at Dallas	90,552
11/27/05	at Washington	84,930
10/26/08	at New Orleans*	83,226
11/01/70	at Cleveland	80,047
10/15/72	at Miami	80,010
10/09/95	at Kansas City	79,288
11/19/72	at Kansas City	79,011
09/07/81	at Cleveland^	78,904
11/08/09	at New York Giants	78,774
10/31/99	at Kansas City	78,473

+ AFC Divisional Playoff game
^ Monday Night Football

* at London, England (Wembley Stadium)
^ Monday Night Football

VETERANS & RETURNING PLAYERS



83 VINCENT JACKSON

Wide Receiver
6-5, 230
6th NFL Season
6th with Chargers

Northern Colorado
Draft 2 - '05
Widefield HS
Colorado Springs, CO

Jackson enjoyed a breakout season in 2009 with career-highs in receptions (68), yards (1,167) and touchdowns (nine). He capped off the year with his first invitation to play in the Pro Bowl.

Jackson helped the Chargers stretch the field to unexpected heights as the Bolts led the NFL in yards per catch (13.3) and completions of 20+ yards (67). He tied teammate Malcom Floyd for second in the league with an astounding 17.2 ypc avg. and became the only receiver in the league to average over 17.0 ypc each of the last two seasons (18.6 ypc in 2008).

Jackson also joined Antonio Gates (1,157 yards) as the first Chargers receiving duo to top 1,000 yards since 1985, and their combined total of 2,324 yards was the most by two Chargers since 1980. And Jackson, who went for 1,098 yards in 2008, became the first Charger to post consecutive 1,000-yard seasons since 1995-96.

After somewhat of a slow start to his career, Jackson burst out during the '07 playoffs when he led the NFL with 300 yards receiving. He had at least 93 yards in all three of the Chargers' playoff games, including his first career 100-yard game in the Bolts' Wild Card win over Tennessee.

At 6-5, 230 pounds, Jackson possesses a rare blend of size and speed that often draws comparisons to the league's strongest receivers. Despite his accomplishments, Jackson remains humble. He has worked hard for everything that he's earned. As a high schooler, Jackson worked several odd jobs. He cleaned rooms in a Super 8 Motel and sold vacuum cleaners door-to-door. And despite outstand-

ing grades (4.1 GPA), a seat in student government, the offer of an academic scholarship from Columbia University, a solid prep football career and steady employment throughout high school, Jackson was unable to attract attention or a scholarship offer from either of the state's two biggest athletic schools: Colorado or Colorado State.

Undeterred, Jackson took his skills to Division I-AA Northern Colorado, where he became a standout in football and basketball. On the gridiron, he rewrote most of the school's records, was a two-time All-America, and became the highest NFL draft choice in school history. He played two seasons of basketball, earning all-league honors while leading the team in points and assists.

Jackson spent much of his childhood in Louisiana. His parents, Terence and Sherry, both served in the Army, his dad as a first sergeant medic. His family lived in Phoenix, Arizona, and Grafenwoher, Germany, before settling in Colorado Springs. Jackson's experience as an Army brat led him to join forces with mycelebrities.com and "Guide On," a nonprofit mentoring program for kids who have lost a parent in combat. A portion of the proceeds from each "Action" Jackson T-shirt sold on mycelebrities.com goes directly to "Guide On."

Jackson's other work in the community includes hosting a football camp in 2009 at Westview High School in San Diego and helping to give away holiday meals through a partnership with the San Diego Food Bank.



TRANSACTION HISTORY: Second-round pick (61) by San Diego, April 23, 2005...signed five-year contract, July 29, 2005.



2009: Pro Bowl third-alternate added to AFC roster...Sports Illustrated All-Pro...Chargers co-Offensive POY... Game Ball Oct. 25 at KC after franchise-record 142 yards in first half, incl. two 51-yard catches in 2Q to become first

NFL player with two 50-yard catches in Q since 2006. **Game Ball** after two TDs in 21-20 win Nov. 8 at NYG, including 18-yard GW with 0:21 left in 4Q...33-yard catch on 3rd-and-8 and 39-yard catch on 3rd-and-12 during key scoring drives for **Game Ball** following 20-17 win in DAL Dec. 13. **Game Ball** for two TDs Dec. 20 vs. CIN...went over 1,000 yards for season on first TD...game-high 111 yards in Divisional Playoffs vs. NYJ...game-high 122 yards, including 48-yard TD to tie game 24-24 in 3Q of Pro Bowl Jan. 31 at Miami's Sun Life Stadium. **2008: USA Today All-Joe...Chargers Alumni Offensive POM for October**...134 yards and TD in Oct. 12 NBC SNF win over NE...most rec. yards by Bolts' WR since David Boston vs. CIN in '03...career-high 148 yards vs. OAK Dec. 4 in NFLN Thursday Night game, incl. 59-yard TD...10-yard GW TD catch in 4Q with 0:36 remaining at KC Dec.

14...opened GW TD series with 42-yard catch...late 2Q 25-yard catch Dec. 21 at TB to go over 1,000 yards for first time in career...it set up team-record 57-yard FG by Nate Kaeding...scored game's first TD (41 yards) in Jan. 11 Divisional Playoffs at PIT. **2007:** First-career 100-yard game (114) and first playoff TD in Jan. 6 Wild Card vs. TEN...over 100 yards on 3Q 25-yard TD catch for first lead of game (10-6)...with Chris Chambers (121 yards) became Bolts' first WR duo over



Last January, Jackson was featured in *Sports Illustrated's* 2009 NFL Playoff Preview issue. Photo: *Sports Illustrated*

Continued next page



SAN DIEGO CHARGERS

Vincent Jackson, *continued*

100 yards in playoffs since '83...leading receiver in Jan. 13 Divisional Playoffs at IND, incl. 14-yard TD catch in 2Q...leading receiver in Jan. 20 AFC Championship Game at NE. **2006:** First-career TD vs. TEN Sept. 17...five-yard 4Q TD helped Chargers overcome 17-point deficit for 28-27 lead at DEN Nov. 19...**Chargers Alumni POW** after KC game Dec. 17...GW 37-yard TD catch with 0:29 in 4Q of Dec. 24 win at SEA **2005:** First-career catch (18 yards) during 2Q TD drive in 31-26 win over NYJ Nov. 6.

COLLEGE: School-record 177 rec., 3,548 yards, 37 TDs, 1,024 PR yards and 5,810 all-purpose yards...All-Great West Conference Offensive POY in '04 and first-team all-conference...school-record 80 rec. and 1,952 all-purpose yards in '04...led team to NCAA semifinals as junior...second-team All-

America by AP and Sports Network...school-record 1,462 yards and 21 TDs in '03...UNC Frosh Athlete of Year in FB in '01...Division I All-Independent for 2003-04 basketball season (13.6 ppg, 3.1 apg and 5.6 rpg)...career-high 25 points and seven assists in '04 Senior Night win over Johnson & Wales...UNC Student-Athlete of Month Dec. '03... final hoops totals 12.3 ppg, 4.8 rpg, 100 assists, 18 blocks and 40 steals...42 GP with 23 GS...shot .490 from field, .313 from three-point range and .543 from free-throw line...played football at from 2001-04...business major.

PERSONAL: Born in Fort Polk, Louisiana...honorable mention all-state as senior on first-diron at Widefield HS in Colorado Springs, Colorado...first-team all-conference and all-area...lettered in basketball.

Regular Season		Receiving					Rushing					Special Teams	
Year	Team	G-S	No.-Yds.	Avg.	Long	TD	No.-Yds.	Avg.	Long	TD	Tackles	Tackles	
2005	San Diego	8-0	3-59	19.7	21	0	0-0	0.0	0	0	0	1	
2006	San Diego	16-7	27-453	16.8	55	6	3-16	5.3	8	0	0	1	
2007	San Diego	16-16	41-623	15.2	45	3	0-0	0.0	0	0	0	0	
2008	San Diego	16-16	59-1,098	18.6	60	7	4-69	17.3	31	0	0	0	
2008	San Diego	15-15	68-1,167	17.2	55	9	3-11	3.7	12	0	0	0	
Totals		71-54	198-3,400	17.2	60	25	10-96	9.6	31	0	0	2	

Postseason		Receiving				
Year	Team	G-S	No.-Yds.	Avg.	Long	TD
2006	San Diego	1-1	2-43	21.5	31	0
2007	San Diego	3-3	18-300	16.7	34	2
2008	San Diego	2-2	2-49	24.5	41t	1
2009	San Diego	1-1	7-111	15.9	37	0
Totals		7-7	29-503	17.3	41t	3

Single-game Highs

Receptions — 8 vs. Oakland Nov. 1, 2009
Receiving Yards — 148 vs. Oakland Dec. 4, 2008
Receiving Long — 60 vs. New York Jets Sept. 22, 2008
Receiving TDs — 2 (3x) Last: vs. Cincinnati Dec. 20, 2009
Receiving Long TD — 59t vs. Oakland Dec. 4, 2008

Postseason Single-game Highs

Receptions — 7 (2x) Last: vs. New York Jets Jan. 17, 2010
Receiving Yards — 114 vs. Tennessee Jan. 6, 2008
Receiving Long — 41t at Pittsburgh Jan. 11, 2009
Receiving TDs — 1 (3x) Last: at Pittsburgh Jan. 11, 2009

2009 Game-By-Game Receiving

Date	Opponent	No. Yards	Avg.	Long	TD	TDs
09/14	at Oakland*	5 56	11.2	17	1	15
09/20	Baltimore*	6 141	23.5	38	1	35
09/27	Miami*	5 120	24.0	55	0	0
10/04	at Pittsburgh*	4 56	14.0	16	0	0
10/19	Denver*	4 46	11.5	18	1	3
10/25	at Kansas City*	5 142	28.4	51	1	10
11/01	Oakland*	8 103	12.9	20	1	8
11/08	at New York Giants*	5 58	11.6	18t	2	10, 18
11/15	Philadelphia*	1 10	10.0	10	0	0
11/22	at Denver*	4 56	14.0	23	0	0
11/29	Kansas City*	2 27	13.5	16	0	0
12/06	at Cleveland*	2 54	27.0	41	0	0
12/13	at Dallas*	7 120	17.1	39	0	0
12/20	Cincinnati*	5 108	21.6	34t	2	21, 34
12/25	at Tennessee*	5 70	14.0	20	0	0
01/03	Washington	INA				
TOTALS		68 1167	17.2	55	9	
01/17	New York Jets*+	7 111	15.9	37	0	0

11/30	Atlanta*	0 0	0.0	0	0	0
12/04	Oakland*	5 148	29.6	59t	1	59
12/14	at Kansas City*	6 89	14.8	42	1	10
12/21	at Tampa Bay*	7 111	15.9	25	0	0
12/28	Denver*	2 47	23.5	37	0	0
Totals		59 1098	18.6	60	7	0
01/03	Indianapolis*+	0 0	0.0	0	0	0
01/11	at Pittsburgh*+	2 49	24.5	41t	1	41

2007 Game-By-Game Receiving

Date	Opponent	No. Yards	Avg.	Long	TD	TDs
09/09	Chicago*	3 28	9.3	10	0	0
09/16	at New England*	4 53	13.3	21	0	0
09/23	at Green Bay*	6 98	16.3	27t	1	27
09/30	Kansas City*	3 52	17.3	39	0	0
10/07	at Denver*	3 84	28.0	45	1	15
10/14	Oakland*	1 5	5.0	5	0	0
10/28	Houston*	0 0	0.0	--	0	0
11/04	at Minnesota*	1 16	16.0	16	0	0
11/11	Indianapolis*	2 28	14.0	19	0	0
11/18	at Jacksonville*	1 20	20.0	20	0	0
11/25	Baltimore*	5 65	13.0	31	0	0
12/02	at Kansas City*	1 38	38.0	38t	1	38
12/09	at Tennessee*	3 47	15.7	29	0	0
12/16	Detroit*	2 30	15.0	19	0	0
12/24	Denver*	4 46	11.5	28	0	0
12/30	at Oakland*	2 13	6.5	9	0	0
Totals		41 623	15.2	45	3	0
01/06	Tennessee*+	5 114	22.8	34	1	25
01/13	at Indianapolis*+	7 93	13.3	21	1	14
01/20	at New England*+	6 93	15.5	21	0	0
TOTALS		18 300	16.7	34	2	0

2008 Game-By-Game Receiving

Date	Opponent	No. Yards	Avg.	Long	TD	TDs
09/07	Carolina*	3 47	15.7	25	1	5
09/14	at Denver*	6 73	12.2	21	0	0
09/22	New York Jets*	3 74	24.7	60	0	0
09/28	at Oakland*	3 52	17.3	24	0	0
10/05	at Miami*	2 56	28.0	42	0	0
10/12	New England*	5 134	26.8	59	1	4
10/19	at Buffalo*	4 42	10.5	15	1	12
10/26	at New Orleans*	4 60	15.0	17	1	14
11/09	Kansas City*	5 83	16.6	23	0	0
11/16	at Pittsburgh*	2 25	12.5	17	0	0
11/23	Indianapolis*	2 57	28.5	39t	1	39



VETERANS & RETURNING PLAYERS



2006 Game-By-Game Receiving

Date	Opponent	No.	Yards	Avg.	Long	TD	TDs
09/11	at Oakland	0	0	0.0	0	0	
09/17	Tennessee	2	15	7.5	12t	1	12
10/01	at Baltimore	1	6	6.0	6	0	
10/08	Pittsburgh	1	13	13.0	13	0	
10/15	at San Francisco*	1	33	33.0	33t	1	33
10/22	at Kansas City	0	0	0.0	0	0	
10/29	St. Louis*	0	0	0.0	0	0	
11/05	Cleveland	1	11	11.0	11	0	
11/12	at Cincinnati	1	18	18.0	18	0	
11/19	at Denver	3	39	13.0	26	1	5
11/26	Oakland*	3	32	10.7	13	0	
12/03	at Buffalo	0	0	0.0	0	0	
12/10	Denver*	3	95	31.7	55	0	
12/17	Kansas City*	3	66	22.0	46	0	
12/24	at Seattle*	5	97	19.4	37t	2	9, 37
12/31	Arizona*	3	28	9.3	14t	1	14
	Totals	27	453	16.8	55	6	
01/14	New England*+	2	43	21.5	31	0	

2005 Game-By-Game Receiving

Date	Opponent	No.	Yards	Avg.	Long	TD	TDs
10/16	at Oakland	0	0	0.0	0	0	
10/30	Kansas City	0	0	0.0	0	0	
11/06	at New York Jets	1	18	18.0	18	0	
11/27	at Washington	0	0	0.0	0	0	
12/11	Miami	0	0	0.0	0	0	
12/18	at Indianapolis	2	41	20.5	21	0	
12/24	at Kansas City	0	0	0.0	0	0	
12/31	Denver	0	0	0.0	0	0	
	Totals	3	59	19.7	21	0	

Inactive (9/11 vs. Dallas, 9/18 at Denver, 9/25 vs. NY Giants, 10/2 at New England, 10/10 vs. Pittsburgh, 10/23 at Philadelphia, 11/20 vs. Buffalo, 12/4 vs. Oakland)

* Denotes starter
+ Denotes postseason game



23

QUENTIN JAMMER

Cornerback
6-0, 204
9th NFL Season
9th with Chargers

Texas
Draft 1 - '02
Angleton HS
Angleton, Tex.

Voted one of the 50 Greatest Chargers of All-Time, make no mistake that Jammer is the leader of San Diego's secondary.

He is a physical bump-and-run corner who won't say much between the sidelines but promises to be in a receiver's hip pocket for a full four quarters. Jammer led the Chargers in interceptions and passes defended in 2009, and his work ethic and commitment to mastering the team's defensive scheme helped the unit rise from 31st in the NFL in pass defense in 2008 to 11th in '09.

A former first-round draft choice, Jammer has helped mentor another first-round pick, Antoine Cason, and this year he'll be joined in the secondary by Nathan Vasher, a close friend and former teammate at Texas.

Speaking of Texas, shortly after LaDainian Tomlinson's release and signing with the New York Jets, Jammer made a classy move, texting his good friend and fellow Texan to ask his approval before moving into Tomlinson's former locker at Chargers Park. LT responded immediately with a message that read: "I couldn't think of anyone better." Tomlinson and Jammer were the team's first-round choices in 2001 and '02, respectively, and both were selected with the fifth-overall choice in the draft. They even played in the same high school all-star game.

Jammer and his wife, Alicia, are very active in the San Diego community. They oversee the Jammer Family Foundation and have partnered with the San Pasqual Academy, a first-of-its-kind residential education campus designed specifically for foster teens. The Foundation's goal is to provide support and activities that will allow San Pasqual students to grow, succeed and experience the joy of being

a child by helping to form relationships between peers and the community. In addition to the Foundation's annual Thanksgiving Dinner, Jammer has invited players from the Academy's football team to be his guests at Chargers practices. He's provided them with equipment for their own team, and at each home game he invites 20 students from the Academy to sit in the Chargers Community Corner. Last November, Jammer and teammate Jacques Cesaire co-hosted a celebrity bowling event to benefit the Academy.

In March 2009, San Diego County Supervisors Greg Cox and Ron Roberts presented the Jammers with a proclamation, honoring them for their work with the Academy. And in February '09, the Harlem Globetrotters honored Jammer during a tour stop at the San Diego Sports Arena.

The Jammers also lend their support to Mothers Against Drunk Driving (MADD). In May, Jammer hosted a golf tournament to support MADD's efforts to fight drunk driving and underage drinking.

When able to get away, the Jammers enjoys vacationing in Mexico and spending time with family and friends in San Diego and their native Texas. They like to entertain and often host other members of the Chargers' secondary at their home for barbecues and bible study sessions. Another of Jammer's hobbies is golf and he's a member of The Crosby and Fairbanks Ranch Country Clubs in San Diego.

The Jammers have three sons: Kaden (4), Kaleb (2) and Kasen (1) and Jammer's cousin is former New Orleans Saints defensive end Cedric Woodard.

TRANSACTION HISTORY: First-round draft pick (5), April 20, 2002...signed six-year contract, Sept. 10, 2002...signed five-year extension through 2012, Aug. 8, 2006.

2009: USA Today All-Joe...Chargers co-Defensive POY...

INT on first defensive series of season Sept. 14 at Oakland...**Game Ball** Nov. 29 vs. KC after INT and FF, both of which resulted in TDs on ensuing possessions...Dec. 20 vs. Cincinnati, late 2Q broke up consecutive 2nd and 3rd down passes at goal line to prevent TD and preserve 14-13 lead...3Q INT





SAN DIEGO CHARGERS

Quentin Jammer, *continued*

led to TD and 21-13 lead...INT and 3rd down PBU to force punt in Jan. 17 Divisional Playoffs vs. NY Jets. **2008: Chargers Most Inspirational Player and Alumni Defensive POM for September**...season-high 13 TT and FF Sept. 14 at Denver...shut down Randy Moss and NE's passing game in convincing Wk 6 NBC SNF 30-10 win...INT and season-high five PBUs vs. Pats, including three vs. Moss on deep passes inside 10...beautiful cut in front of receiver and INT of deep pass off Peyton Manning in Nov. 23 NBC SNF game vs. IND...two FFs vs. Atlanta Wk 12, with one returned 86 yards for 3Q TD 3Q by Eric Weddle...4Q PBU Dec. 21 at Tampa Bay was INT and returned 59 yards for TD by Antoine Cason. **2007:** Pivotal play in 28-14 win over Oakland Week 6...late 2Q with 14-7 lead, broke off his man to force Ronald Curry OB at one after 31-yard pass play...SD's defense then recorded sacks on back to back plays, incl. FF & FR on second to preserve seven-point lead...INA Nov. 11 vs. IND (hamstring)...INT in Championship Game at NE...team-high three PBUs vs. Patriots, all on 3rd down to force punts, including two vs. Randy Moss and one vs. Wes Welker. **2006:** Key block to spring Marlon McCree free on 79-yard FR TD in 38-24 win over St. Louis Oct. 29...team-high three PBUs Nov. 12 at Cincinnati, including one in end zone in late 4Q, denying potential game-tying TD...**Chargers Alumni POW** after key 4Q INT vs. Oakland Nov. 26...pick came as Raiders were driving with 14-7 lead and offense converted turnover into TD, tying game at 14-14...matched career-high with fourth INT of season Dec. 3 at

Buffalo...season-high five PBUs Dec. 17 vs. KC...Dec. 31 vs. Arizona, closed out first half by tackling Anquan Boldin short of goal line and keeping him in bounds as Arizona was out of time outs...Chargers held 17-7 lead at time and won by TD, 27-20. **2005:** Fourth-down PBU in end zone during late 4Q goal-line stand preserved victory over NY Jets Nov. 6...sealed Dec. 18 win over IND with end zone INT with 1:46 in 4Q...season-high five PBU vs. Colts. **2004:** INT on final play of 2Q vs. Tampa Bay Dec. 12. **2003:** First-career INT off KC's Trent Green Sept. 7 at Arrowhead Stadium...two more INTs vs. KC's Green Nov. 30 at Qualcomm Stadium. **2002: PFW All-Rookie**...unsigned Wk 1...signed Sept. 11, but INA vs. Houston Sept. 15...first-career start at Oakland Oct. 20...season-high three PBUs vs. SF Nov. 17 and season-high 10 TTs vs. Oakland Dec. 8.

COLLEGE: First-team All-America and All-Big 12 as senior...first-ever Longhorn finalist for Jim Thorpe Award (nation's top DB)...team co-MVP and Outstanding Defensive POY in '01...first-team all-conference in '00...medical redshirt in '99 (shoulder)...INT seven passes during career and 195 TT...played at Texas from 1997-01...ethnic studies major.

PERSONAL: Born in Bay City, Texas...two-time all-district DB and QB at Angleton (Tex.) HS...district defensive MVP as senior...lettered in track in 100 and 200 meters and long jump.

Regular Season

Year	Team	G-S	Tack.-Asst.	Total	Sacks-Yds.	Int.-Yds.	Long	TD	Pass Def.	Fumbles For.-Rec.	TFL	Special Teams Tackles
2002	San Diego	14-4	56-8	64	0-0	0-0	0	0	10	0-0	0	3
2003	San Diego	16-16	57-14	71	0-0	4-6	6	0	13	0-1	0	0
2004	San Diego	16-16	53-9	62	0-0	1-12	12	0	10	0-0	1	0
2005	San Diego	16-16	60-12	72	0-0	1-14	14	0	19	1-0	0	2
2006	San Diego	16-16	77-12	89	0-0	4-57	35	0	17	0-0	0	2
2007	San Diego	15-14	56-10	66	0-0	1-0	0	0	10	0-1	1	0
2008	San Diego	16-16	74-17	91	0-0	2-2	2	0	19	3-2	4	2
2009	San Diego	16-16	45-9	54	0-0	3-25	21	0	10	1-0	0	1
Totals		125-114	478-91	569	0-0	16-116	35	0	108	5-4	6	10

Postseason

Year	Team	G-S	Tack.-Asst.	Total	Sacks-Yds.	Int.-Yds.	Long	TD	Pass Def.	Fumbles For.-Rec.	TFL	Special Teams Tackles
2004	San Diego	1-1	4-0	4	0-0	0-0	0	0	1	0-0	0	0
2006	San Diego	1-1	6-1	7	0-0	0-0	0	0	2	0-0	1	0
2007	San Diego	3-3	8-1	9	0-0	1-0	0	0	4	0-0	0	0
2008	San Diego	2-2	4-0	4	0-0	0-0	0	0	1	0-0	0	0
2009	San Diego	1-1	5-0	5	0-0	1-24	24	0	2	0-0	1	0
Totals		8-8	27-2	29	0-0	2-24	24	0	10	0-0	2	0

Single-game Highs

Tackles — 13 at Denver Sept. 14, 2008
 Interceptions — 2 vs. Kansas City Nov. 30, 2003
 Interception Return Yards — 35 vs. Oakland Nov. 26, 2006
 Interception Return Long — 35 vs. Oakland Nov. 26, 2006

Postseason Single-game Highs

Tackles — 7 vs. New England Jan. 14, 2007
 Interceptions — 1 (2x) Last: vs. New York Jets Jan. 17, 2010
 Interception Return Yards — 24 vs. New York Jets Jan. 17, 2010

Additional Statistics

Special Teams Fumble Recoveries — 2007, 1.

VETERANS & RETURNING PLAYERS



96

TRAVIS JOHNSON

Defensive End-Tackle
6-3, 311
6th NFL Season
2nd with Chargers

Florida State
Trade (Houston) - '09
Notre Dame HS
Sherman Oaks, Calif.

The last 12 months have been a roller-coaster ride for Johnson. A former first-round pick, he was traded to the Chargers last August, just weeks before the 2009 season began. The move was a blessing for Johnson and a steal for the Chargers as they secured his services for just a sixth-round draft pick in this year's NFL Draft. Johnson played nearly 300 snaps his first season in San Diego, played in his first-ever postseason game, and was a valuable commodity on a line that was hit hard by injuries.

After the season was over, Johnson had to face a situation that no parent ever wants to face. Married and the father of four children all under the age of five, his four-year-old daughter, Zoe, was admitted to the hospital in January for pneumonia. While there, she suffered two strokes within a couple weeks of each other. It was a trying time for the Johnson family, but they received incredible support from doctors and the San Diego community, and Zoe is on her way to making a complete recovery.

Johnson met his wife, Zaire, in Houston. She is the sister of one of his former teammates, defensive end Robaire Smith, who now plays for the Cleveland Browns. Smith introduced the two. Travis and Zaire have three other children, daughters Taj and Alexis, and son Travis II.

Johnson and his wife are in the early stages of setting up a nonprofit foundation to raise awareness and support for

families who have been affected by cancer, diabetes and childhood illnesses, all of which have affected their family.

Johnson is still good friends with several of his former teammates from Florida State who now play in the NFL. The group, dubbed "The Usual Suspects," travels together quite often. Its members includes Oakland's Mario Henderson, Seattle's Ray Willis, Jacksonville's Greg Jones, Arizona's Bryant McFadden, St. Louis' Alex Barron and Carolina's Eric Moore. The Usual Suspects have traveled to several international destinations, including Puerto Rico, the Bahamas, Turks and Caicos, Jamaica and Bora-Bora.

Johnson has an international legacy as both of his parents, Edmund and Eleanor, were born in Panama.



Johnson's hobbies are movies and sports, including baseball, basketball and bowling. In Houston, he held season tickets for the Astros and Rockets. Johnson is also an avid collector of sports memorabilia and has acquired items from Muhammad Ali, Pele, Deacon Jones, The Steel Curtain and The Big Red Machine.

With an eye toward the future, Johnson is an investor and partner in the ZT Group in Houston. He and former teammates Chester Pitts and Ephraim Salaam, both San Diego State alums, have teamed up with a group of physicians to invest in medical imaging and distribution centers.



Johnson attended Notre Dame High School in Sherman Oaks, Calif., a school that has produced numerous celebrities in the sports and entertainment industry. One of those is former American Idol finalist and pop sensation Katharine McPhee, who sang the National Anthem prior to January's playoff game against the Jets while sporting Johnson's No. 96.

Photo: Mike Nowak

TRANSACTION HISTORY: First-round pick (16) by HOU, April 23, 2005...signed with Texans, Aug. 1...traded to Chargers, Aug. 31, 2009 for sixth-round draft choice (197) in 2010.

2009: INA Weeks 2-4 (groin)...**Game Ball** from coaches Dec. 13 at DAL for his role in key 2Q GL stand...season-high six TTs Jan. 3 vs. WAS, **2008:** INA vs. TEN Sept. 21 (knee)...sack Oct. 26 vs. CIN. **2007:** First-career INT Sept. 9 vs. KC. **2006:** Season-best eight TTs Sept. 17 at IND... inj. calf Nov. 12 at JAC... placed on IR Nov. 14. **2005:** First-career sack Nov. 6 at JAC... career-high eight TTs vs. SF Jan. 1.

COLLEGE: First-team All-ACC in 2004...finished career with 175 TT, 43.5 TFLs and 10 sacks...redshirted in 2000...played at Florida State from 2000-04...sociology degree.

PERSONAL: Born in Sherman Oaks, Calif...All-America DL and school record-holder for sacks, TFLs, FFLs and blocked punts at Notre Dame HS in Sherman Oaks.



VETERANS & RETURNING PLAYERS





Travis Johnson, *continued*

Regular Season

Year	Team	G-S	Tack.-Asst.	Total	Sacks-Yds.	Int.-Yds.	Long	TD	Pass Def.	Fumbles For.-Rec.	TFL	Special Teams Tackles
2005	Houston	14-3	20-24	44	1-4	0-0	0	0	0	0-0	1	0
2006	Houston	9-8	8-3	11	0-0	0-0	0	0	1	0-0	0	0
2007	Houston	15-13	27-14	41	0-0	1-0	0	0	6	0-0	0	0
2008	Houston	15-14	22-6	28	1-3	0-0	0	0	2	1-0	1	0
2009	San Diego	13-0	14-13	27	0-0	0-0	0	0	0	0-0	2	0
Totals		65-38	91-60	151	2-7	1-0	0	0	9	1-0	4	0

Postseason

Year	Team	G-S	Tack.-Asst.	Total	Sacks-Yds.	Int.-Yds.	Long	TD	Pass Def.	Fumbles For.-Rec.	TFL	Special Teams Tackles
2009	San Diego	1-0	0-0	0	0-0	0-0	0	0	0	0-0	0	0

Single-game Highs

Tackles — 8 (2x) Last: at Indianapolis Sept. 17, 2006

Sacks — 1 (2x) Last: vs. Cincinnati Oct. 26, 2008

Interceptions — 1 vs. Kansas City, Sept. 9, 2007



10

NATE KAEDING

Kicker
6-0, 187
7th NFL Season
7th with Chargers

Iowa
Draft 3A - '04
West HS
Iowa City, Iowa

Kaeding heads into the 2010 season riding a regular-season streak of 63 consecutive made field goals of 40 yards or less. The NFL's most accurate kicker all-time, he is an outstanding 150 of 172 for his career (87.2%).

Kaeding made the Pro Bowl in 2009 after going 32 of 35, a new franchise single-season record for FG percentage (.914). He scored a team-record 146 points and made a personal-best 20 FGs in a row to close out the regular season. Unfortunately Kaeding suffered a groin injury during practice and missed the Pro Bowl.

The highlight of Kaeding's '09 season took place on Dec. 20 when he hit a 52-yard field goal with just three seconds left to guide the Chargers to a 27-24 win over the Cincinnati Bengals. It became even more special a few minutes after the game ended when Oakland defeated Denver at Invesco Field to clinch a fourth-straight AFC West championship for the Chargers. Coincidentally, Kaeding's game-winning field goal was the 147th of his career, and it vaulted him past Rolf Benirschke and into second place on the team's all-time FGs list.

Kaeding is an avid golfer. Looking to improve his leg swing several years ago, he enlisted the services of local golf pro, Derek Uyeda, to videotape and analyze his kicking. The idea was born while golfing with fellow special teamers David Binn and Mike Scifres. Uyeda attends Kaeding's workouts and films his kicking. After he's finished, the two review the tape so that Nate can improve his kicking mechanics.

Looking to do whatever he can to get a leg up, Kaeding also struck up a friendship with Jan Stenerud, one of the

greatest NFL kickers of all-time. And he's trained at St. Vincent's in Indianapolis, where professional trainers worked with him on maximizing his physical strengths, and worked with a sports psychologist to help him with his mental approach to the game.

One of the beneficiaries of Kaeding's success has been the Ronald McDonald House Charities in San Diego. Since 2008, fans have been able to make pledges to the Ronald McDonald House based on the number of successful kicks Kaeding makes, and fans who made donations were entered into a drawing for a chance to win prizes. Kaeding has also served as a spokesman and made personal appearances on behalf of Ronald McDonald House Charities. The RHMC provides a comfortable place to stay for families whose children face and are being treated for life-threatening illnesses.

Kaeding is still renowned in his native Iowa. In July 2009, the Cedar Rapids Kernels minor-league baseball team invited Kaeding to a game and had him kick autographed footballs to the crowd between innings. He is part-owner of the Short's Burgers and Shine restaurant in Iowa City. And in college, Bob's Your Uncle Pizza and Cafe, named a pizza after the former Hawkeye standout.

Kaeding and wife, Samantha, have two sons, Jack and Wyatt. Samantha is a former school teacher. Nate earned a teaching certificate in secondary education from the University of Iowa and completed the Character Education Certification Program at the University of San Diego.



TRANSACTION HISTORY: Third-round pick (65), April 24, 2004...signed three-year contract July 26, 2004 and six-year extension through 2012, Sept. 25, 2006.

2009: Pro Bowl...AP first-team All-Pro, PFW/PFWA All-NFL, Dallas Morning News All-NFL... Game Ball after GW PAT, his 244th consecutive, in 21-20 win at NYG Nov. 8...55-yard FG Nov. 29 vs. KC, longest at Qualcomm Stadium...**Game**

Ball after 52-yard FG with .03 of 4Q for 27-24 win over CIN and DEN loss to OAK gives Chargers fourth-straight AFC West title...**AFC Special Teams POW** after 3-of-3, including 45 and 47-yarders, Jan. 3 vs. WAS...32-of-35 for season, team-record 91.4%...DNP Pro Bowl (groin). **2008:** Career-high six TBs and 3-of-3 FGs Wk 2 at DEN...first-career GW Wk 4 in

VETERANS & RETURNING PLAYERS



VETERANS & RETURNING PLAYERS



OAK, 47-yarder with 1:51 in 4Q...GW erased 15-0 deficit and broke 18-18 tie...late 4Q 47-yard game-tying FG Nov. 23 vs. IND...end 2Q at TB Dec. 21, team-record and career-long 57-yard FG...game-tying 26-yard FG with 0:31 in 4Q sent Jan. 5 Wild Card game vs. IND to OT, where Bolts won, 23-17.

2007: Season-long 51-yard FG Wk 4 vs. KC and first FG of 50+ at Qualcomm...season-high four TBs at DEN Oct. 7...**Game Ball** after 4-for-4, incl. three 40+ FGs vs. BAL Nov. 25...hit from 46 and 41 (2x) for most 40+ FGs in game and first home game with two 40+ FGs...4-of-4 in AFC Championship Game at NE when temp at KO was 23 degrees with wind gusts of 17-22 mph for nine degree wind chill factor.

2006: Pro Bowl...season-team AP All-Pro...All-AFC by PFW and PFWA...second-long 54-yarder ties team record Oct. 1 at BAL...**Chargers Alumni POW** after team-record 88th-straight PAT at KC Oct. 22...46 and 40 FGs in 20-17 win at SEA on 47-degree, rainy day with 18 MPH winds...nine points vs. ARI Dec. 31, raising season total to team-record 136...GW 21-yard FG at 0:00 4Q for AFC 31-28 win in Pro Bowl. **2005: FOXSports.com Very Special Teams POW and Chargers Alumni POW** after GW, season-long 49-yarder Dec. 18 with 6:41 left in 4Q vs. previously-unbeaten IND. **2004: PFW and**



ESPN. com All-Rookie...team rookie record and led NFL rookies with 114 points...season-long 53-yarder at ATL Oct. 17...GW 43-yarder with 2:24 in 4Q at KC Nov. 28...40-yard FG with 2:06 in 4Q iced 31-24 win over TB Dec. 12...50-yarder at IND Dec. 26...seven points vs. Colts to raise season total to 108 for new rookie record.

COLLEGE: School-record consecutive FGs (22) and PATs (60), and career FGs (67) and PATs (166)...school and Big Ten record 373 career points...24 of 29 FGs of 40+...20 of 21 as senior...All-America as junior and senior...Lou Groza Award as nation's top kicker in 2002...three-time All-Big Ten...two-time Academic All-America and All-Big Ten...five-time Big Ten ST POW...two-year team captain and three-time ST POY...Hayden Fry "Extra Heartbeat" Award as senior...National Honor Society student...served on school's Leadership Council...played at Iowa from 2000-03...degrees in history and secondary education.

PERSONAL: Born in Iowa City, Iowa...all-state and all-conference kicker at West HS in Iowa City...state record for pts (93), PATs (63) and TBs (53) as senior...26-0 state champions as jr and sr...lettered in basketball and soccer...starting PG on state championship basketball team as senior...clinched state championship in soccer as senior with GW goal in OT shootout.

Year	Team	G-S	FG-Att.	Pct.	PAT-Att.	Pct.	Pts.	Long	Special Teams Tackles
2004	San Diego	16-0	20-25	.800	54-55	.982	114	53	2
2005	San Diego	16-0	21-24	.875	49-49	1.000	112	49	3
2006	San Diego	16-0	26-29	.897	58-58	1.000	136	54	5
2007	San Diego	16-0	24-27	.889	46-46	1.000	118	51	1
2008	San Diego	16-0	27-32	.844	46-46	1.000	127	57	2
2009	San Diego	16-0	32-35	.914	50-51	.980	146	55	2
	Totals	96-0	150-172	.872	303-305	.993	753	57	15

Year	Team	G-S	FG-Att.	Pct.	PAT-Att.	Pct.	Pts.	Long	Special Teams Tackles
2004	San Diego	1-0	1-2	.500	2-2	1.000	5	35	0
2006	San Diego	1-0	0-1	.000	3-3	1.000	3	--	0
2007	San Diego	3-0	5-7	.714	6-6	1.000	21	40	0
2008	San Diego	2-0	2-2	1.000	5-5	1.000	11	42	0
2009	San Diego	1-0	0-3	.000	2-2	1.000	2	--	0
	Totals	8-0	8-15	.533	18-18	1.000	42	42	0

Single-game Highs

Points — 16 vs. Tennessee Sept. 17, 2006
 Field Goals — 4 (5x) Last: at Denver Nov. 22, 2009
 Field Goal Attempts — 4 (11x) Last: at Denver Nov. 22, 2009
 Longest Field Goal — 57 at Tampa Bay Dec. 21, 2008
 Longest Attempt — 57 at Tampa Bay Dec. 21, 2008
 PATs — 7 (2x) Last: vs. Denver Dec. 28, 2008
 PAT Attempts — 7 (2x) Last: vs. Denver Dec. 28, 2008

Postseason Single-game Highs

Points — 12 at New England Jan. 20, 2008
 Field Goals — 4 at New England Jan. 20, 2008
 Field Goal Attempts — 4 at New England Jan. 20, 2008
 Longest Field Goal — 42 at Pittsburgh Jan. 11, 2009
 Longest Attempt — 57 vs. New York Jets Jan. 17, 2010
 PATs — 4 at Indianapolis Jan. 13, 2008
 PAT Attempts — 4 at Indianapolis Jan. 13, 2008

Field Goal Accuracy (incl. playoffs)

Year	Team	1-19	20-29	30-39	40-49	50+	Total
2004	San Diego	1-1	9-11	3-3	5-7	3-5	21-27
2005	San Diego	1-1	3-3	9-9	8-11	0-0	21-24
2006	San Diego	0-0	7-7	11-12	7-9	1-2	26-30
2007	San Diego	0-0	15-15	5-6	8-11	1-2	29-34
2008	San Diego	0-0	14-14	10-10	4-9	1-1	29-34
2009	San Diego	2-2	17-17	4-5	6-9	3-5	32-38
	Totals	4-4	65-67	42-45	38-56	9-15	158-187

Field Goal Accuracy (incl. playoffs)

Surface	1-19	20-29	30-39	40-49	50+	Total
Home	0-0	38-38	24-26	17-23	4-9	83-96
Away	4-4	27-29	18-19	21-33	5-6	75-91
Outdoors	4-4	61-63	40-43	35-52	7-13	147-175
Indoors	0-0	4-4	2-2	3-4	2-2	11-12
Grass	3-3	59-61	38-40	32-48	6-12	138-164
FieldTurf	1-1	6-6	4-5	6-8	2-2	19-22
AstroTurf	0-0	0-0	0-0	0-0	1-1	1-1
Rain	0-0	3-3	2-2	2-4	0-0	7-9
Snow	0-0	1-1	0-0	1-2	0-0	2-3

Continued next page



Nate Kaeding, *continued*

Indoor Games: 9/12/04 at Houston; 10/17/04 at Atlanta; 12/26/04 at Indianapolis; 12/18/05 at Indianapolis; 11/4/07 at Minnesota
Field Turf Games: 10/17/04 at Atlanta; 11/6/05 at New York Jets; 12/18/05 at Indianapolis; 10/1/06 at Baltimore; 11/12/06 at Cincinnati; 12/3/06 at Buffalo; 12/24/06 at Seattle; 11/4/07 at Minnesota; 1/13/08 at Indianapolis; 1/20/08 at New England; at Dallas 12/13/09
AstroTurf Games: 12/26/04 at Indianapolis
Rain Games: 12/5/04 vs. Denver; 1/8/05 vs. New York Jets; 12/24/05 at Kansas City; 12/31/05 vs. Denver; 12/24/06 at Seattle; 11/11/07 vs. Indianapolis; 1/8/06 vs. Tennessee Titans
Snow Games: 12/19/04 at Cleveland; 11/16/08 at Pittsburgh; 1/11/09 at Pittsburgh

2009 Game-By-Game		Total	PAT				FG			Yardages
Date	Opponent	Pts.	M	A	BK	M	A	BK		
09/14	at Oakland	6	3	3	0	1	1	0	47G	
09/20	Baltimore	14	2	2	0	4	4	0	29G, 22G, 23G, 25G	
09/27	Miami	11	2	2	0	3	4	0	25G, 41N, 23G, 26G	
10/04	at Pittsburgh	4	4	4	0	0	0	0		
10/19	Denver	11	2	2	0	3	4	0	20G, 44G, 50G, 55N	
10/25	at Kansas City	13	4	4	0	3	4	0	20G, 43N, 39G, 19G	
11/01	Oakland	6	3	3	0	1	1	0	28G	
11/08	at New York Giants	3	3	3	0	0	0	0		
11/15	Philadelphia	7	4	4	0	1	1	0	29G	
11/22	at Denver	14	2	3	0	4	4	0	28G, 47G, 28G, 19G	
11/29	Kansas City	11	5	5	0	2	2	0	55G, 23G	
12/06	at Cleveland	12	3	3	0	3	3	0	32G, 42G, 22G	
12/13	at Dallas	8	2	2	0	2	2	0	29G, 34G	
12/20	Cincinnati	9	3	3	0	2	2	0	33G, 52G	
12/25	at Tennessee	6	6	6	0	0	0	0		
01/03	Washington	11	2	2	0	3	3	0	47G, 24G, 45G	
	Totals	146	50	51	0	32	35	0		
01/17	New York Jets+	2	2	2	0	0	3	0	36N, 57N, 40N	

2008 Game-By-Game		Total	PAT			FG			Yardages
Date	Opponent	Pts.	M	A	BK	M	A	BK	
09/07	Carolina	6	3	3	0	1	1	0	27G
09/14	at Denver	12	3	3	0	3	3	0	34G, 21G, 28G
09/22	New York Jets	12	6	6	0	2	2	0	36G, 49G
09/28	at Oakland	8	2	2	0	2	4	0	44S, 28G, 47WR, 47G
10/05	at Miami	4	1	1	0	1	1	0	34G
10/12	New England	12	3	3	0	3	4	0	25G, 44LU, 35G, 23G
10/19	at Buffalo	2	2	2	0	0	0	0	
10/26	at New Orleans	12	3	3	0	3	3	0	33G, 24G, 31G
11/09	Kansas City	8	2	2	0	2	2	0	34G, 26G
11/16	at Pittsburgh	4	1	1	0	1	2	0	42WR, 22G
11/23	Indianapolis	8	2	2	0	2	2	0	35G, 47G
11/30	Atlanta	4	1	1	0	1	2	1	43B, 28G
12/04	Oakland	10	4	4	0	2	2	0	20G, 39G
12/14	at Kansas City	4	1	1	0	1	1	0	32G
12/21	at Tampa Bay	11	5	5	0	2	2	0	28G, 57G
12/28	Denver	10	7	7	0	1	1	0	28G
	Totals	127	46	46	0	27	32	1	
01/03	Indianapolis+	5	2	2	0	1	1	0	26G
01/11	at Pittsburgh+	6	3	3	0	1	1	0	42G
	Totals	11	5	5	0	2	2	0	

2007 Game-By-Game		Total	PAT			FG			Yardages
Date	Opponent	Pts.	M	A	BK	M	A	BK	
09/09	Chicago	2	2	2	0	0	1	1	33B
09/16	at New England	2	2	2	0	0	0	0	
09/23	at Green Bay	6	3	3	0	1	1	0	44G
09/30	Kansas City	10	1	1	0	3	3	0	24G, 51G, 38G
10/07	at Denver	11	5	5	0	2	2	0	26G, 45G
10/14	Oakland	4	4	4	0	0	1	0	50WL
10/28	Houston	5	5	5	0	0	0	0	
11/04	at Minnesota	5	2	2	0	1	1	0	36G
11/11	Indianapolis	5	2	2	0	1	1	0	33G
11/18	at Jacksonville	5	2	2	0	1	1	0	23G
11/25	Baltimore	14	2	2	0	4	4	0	27G, 46G, 41G, 41G
12/02	at Kansas City	6	3	3	0	1	2	0	25G, 45WR
12/09	at Tennessee	5	2	2	0	1	1	0	20G
12/16	Detroit	15	6	6	0	3	3	0	22G, 22G, 45G
12/24	Denver	8	2	2	0	3	3	0	40G, 23G, 29G
12/30	at Oakland	12	3	3	0	3	3	0	36G, 31G, 24G
	Totals	115	46	46	0	24	27	1	
01/06	Tennessee+	5	2	2	0	1	2	0	45WR, 20G
01/13	at Indianapolis+	4	4	4	0	0	1	0	48RU
01/20	at New England+	12	0	0	0	4	4	0	26G, 23G, 40G, 24G
	Totals	21	6	6	0	5	7	0	

VETERANS & RETURNING PLAYERS



VETERANS & RETURNING PLAYERS



2006 Game-By-Game

Date	Opponent	Total Pts.	PAT			FG			Yardages
			M	A	BK	M	A	BK	
09/11	at Oakland	9	3	3	0	2	2	0	47G, 29G
09/17	Tennessee	16	4	4	0	4	4	0	28G, 31G, 35G, 44G
10/01	at Baltimore	7	1	1	0	2	3	0	34G, 54G, 40WR
10/08	Pittsburgh	11	2	2	0	3	3	0	28G, 33G, 22G
10/15	at San Francisco	12	6	6	0	2	2	0	24G, 44G
10/22	at Kansas City	9	3	3	0	2	3	0	39G, 31G, 47RU
10/29	at St. Louis	8	5	5	0	1	1	0	31G
11/05	Cleveland	6	3	3	0	1	1	0	29G
11/12	at Cincinnati	7	7	7	0	0	0	0	
11/19	at Denver	5	5	5	0	0	0	0	
11/26	Oakland	3	3	3	0	0	0	0	
12/03	at Buffalo	6	3	3	0	1	2	0	42G, 36WL
12/10	Denver	12	6	6	0	2	2	0	34G, 35G
12/17	Kansas City	8	2	2	0	2	2	0	30G, 22G
12/24	at Seattle	8	2	2	0	2	2	0	46G, 40G
12/31	Arizona	9	3	3	0	2	2	0	47G, 35G
	Totals	136	58	58	0	26	29	0	
01/14	New England Patriots+	3	3	3	0	1	2	0	54SH

2005 Game-By-Game

Date	Opponent	Total Pts.	PAT			FG			Yardages
			M	A	BK	M	A	BK	
09/11	Dallas	6	3	3	0	1	1	0	33G
09/18	at Denver	5	2	2	0	1	1	0	42G
09/25	New York Giants	9	6	6	0	1	1	0	44G
10/02	at New England	11	5	5	0	2	2	0	42G, 21G
10/10	Pittsburgh	10	1	1	0	3	3	0	34G, 32G, 41G
10/16	at Oakland	9	3	3	0	2	2	0	32G, 33G
10/23	at Philadelphia	5	2	2	0	1	2	1	34G, 40B
10/30	Kansas City	4	4	4	0	0	0	0	
11/06	at New York Jets	7	4	4	0	1	1	0	18G
11/20	Buffalo	12	6	6	0	2	2	0	28G, 38G
11/27	at Washington	5	2	2	0	1	3	0	42WL, 46WL, 48G
12/04	Oakland	10	4	4	0	2	2	0	41G, 32G
12/11	Miami	3	3	3	0	0	0	0	
12/18	at Indianapolis	14	2	2	0	4	4	0	36G, 20G, 48G, 49G
12/24	at Kansas City	1	1	1	0	0	0	0	
12/31	Denver	1	1	1	0	0	0	0	
	Totals	112	49	49	0	21	24	0	

2004 Game-By-Game

Date	Opponent	Total Pts.	PAT			FG			Yardages
			M	A	BK	M	A	BK	
09/12	at Houston	9	3	3	0	2	2	0	48G, 29G
09/19	New York Jets	4	4	4	0	0	0	0	
09/26	at Denver	7	1	1	0	2	2	0	23G, 51G
10/03	Tennessee	8	5	5	0	1	1	0	31G
10/10	Jacksonville	10	4	4	0	2	2	0	21G, 28G
10/17	at Atlanta	8	2	2	0	2	2	0	53G, 28G
10/24	at Carolina	5	2	2	0	1	2	0	29WL, 44G
10/31	Oakland	6	6	6	0	0	0	0	
11/07	New Orleans	11	5	5	0	2	2	0	40G, 27G
11/21	at Oakland	5	2	3	0	1	2	0	42WL, 19G
11/28	at Kansas City	10	4	4	0	2	4	0	29WL, 52SH, 25G, 43G
12/05	Denver	8	2	2	0	2	2	0	23G, 23G
12/12	Tampa Bay	7	4	4	0	1	2	0	51WR, 40G
12/19	at Cleveland	3	3	3	0	0	0	0	
12/26	at Indianapolis	7	4	4	0	1	1	0	50G
01/02	Kansas City	6	3	3	0	1	1	0	34G
	Totals	114	54	55	0	20	25	0	
01/08	New York Jets+	5	2	2	0	1	2	0	35G, 40WR

+ Denotes postseason game



92 VAUGHN MARTIN

Defensive End-Tackle
6-4, 330
2nd NFL Season
2nd with Chargers

Western Ontario
Draft 4A - '09
South Secondary
London, Ontario

A fourth-round draft pick out of the Canadian collegiate ranks, Martin gained valuable experience by playing in 10 games in 2009 as he adjusted to the jump to the NFL.

Engaging and affable, Martin is a native of Negril, Jamaica. As a youth, the primary sports that he played were cricket and soccer. When Martin was nine, his mother, Doreen, married a man who lived in Toronto and Martin and his mother moved to Canada. They lived in Toronto and later moved to London, Ontario, which is where Martin learned to play hockey and football. He didn't play high school football until the 10th grade and played just two collegiate seasons at Western Ontario. In between, Martin played two seasons of summer ball for the Forest City Thunderbirds of the Central Ontario Football League, and he played for Team Canada at the 2006 NFL Global Championships. The Canadian squad went 5-0 and posted five shutouts, and Martin was named to the All-Tournament Team.

Martin also spent a year at the Milford Prep School in New York and he was ticketed to attend Michigan State after prep school, but a mixup over his transcripts prevented him from becoming a Spartan. That's when he instead enrolled at Western Ontario where he spent just two seasons before throwing his hat into the NFL ring. Being drafted with three seasons of college eligibility remaining, Martin became the first Canadian underclassman to get drafted by an NFL team. He was a versatile player for the Mustangs and teammates nicknamed him "Vicious." Martin lined up at defensive end and tackle for the Mustangs and also played fullback in the team's short-yardage offense.

Martin was one of the most intelligent players to emerge from the 2009 NFL Draft, having scored a 38 on the league's Wonderlic Test.

TRANSACTION HISTORY: Fourth-round pick (113), April 26, 2009...signed four-year contract, July 25.

2009: Game Ball Jan. 3 vs. WAS after playing season-high 48 snaps.

COLLEGE: Led team to 2008 Canadian National Champi-

onship Game (Vanier Cup)...GoodLife Fitness Athlete of Week following '08 game vs. Queen's University...finished career with 92 TT, 7.5 sacks, 17.5 TFL, 22 QB pressures and INT TD...social sciences major.

PERSONAL: Born in Jamaica...prepped at London South Secondary School in London, Ontario.

Regular Season							Pass			Fumbles		Special Teams	
Year	Team	G-S	Tack.-Asst.	Total	Sacks-Yds.	Int.-Yds.	Long	TD	Def.	For.-Rec.	TFL	Tackles	
2009	San Diego	10-0	2-2	4	0-0	0-0	0	0	0	0-0	0	0	

Single-game Highs

Tackles — 3 vs. Baltimore Sept. 20, 2009



29 MARCUS MASON

Running Back
5-9, 226
3rd NFL Season
1st with Chargers

Youngstown State
Waivers (Washington) - '10
Georgetown Prep
Rockville, Md.

The Chargers added depth to their offensive backfield when they claimed Mason off waivers from the Washington Redskins in March.

Mason spent most of his first two NFL seasons on the practice squads of the Redskins and Baltimore Ravens.

Mason began his collegiate career at the University of Illinois where he played for Ron Turner, brother of Chargers Head Coach Norv Turner. And he finished his career at Youngstown State where one of Mason's teammates was Kyle Smith, son of Chargers General Manager A.J. Smith.

TRANSACTION HISTORY: Signed with WAS, May 2, 2007...waived Sept. 11...re-signed to practice squad, Sept. 13...re-signed Jan. 8, 2008...waived Aug. 30...signed to BAL practice

squad, Sept. 1...signed to NYJ active roster, Oct. 29...waived Dec. 9...re-signed to Jets' practice squad, Dec. 19...waived Dec. 4...re-signed by Jets Dec. 31...waived April 27, 2009...claimed

VETERANS & RETURNING PLAYERS

by WAS, April 28... waived Oct. 20...re-signed with Redskins, Nov. 23...waived March 5, 2010...claimed by Chargers, March 8.

2009: Season-high 32 yards at OAK Dec. 13. **2008:** Led NFL in rushing during preseason with 371 yards...spent eight weeks on BAL practice squad and six on NYJ active roster but DNP in any games. **2007:** Spent one week on WAS active roster but DNP...balance of season on PS.

COLLEGE: Gateway Conference Offensive POY in 2006...rushed for 2,739 yards and 31 TDs at YSU, including school-record 1,847 in '06...2003-04 at Illinois and 2005-06 at YSU.

PERSONAL: Born in Silver Spring, Maryland...all-time leading rusher in Maryland prep history with 5,790 yards...also all-time touchdowns and scoring leader...attended Georgetown Prep in Rockville, Md....Washington Post Offensive POY as senior.

Regular Season		Rushing				
Year	Team	G-S	No.-Yds.	Avg.	Long	TD
2009	Washington	9-0	32-127	4.0	20	0

Receiving			Kickoff Returns				
No.-Yds.	Avg.	Long	TD	No.-Yds	Avg.	Long	TD
6-58	9.7	17	0	2-31	15.5	18	0

Single-game Highs

Rushing Attempts — 6 (2x) Last at San Diego Jan. 3, 2010
 Rushing Yards — 32 at Oakland Dec. 13, 2009
 Rushing Long — 20 vs. New York Giants Dec. 21, 2009

Receptions — 2 vs. New York Giants Dec. 21, 2009
 Receiving Yards — 25 vs. New York Giants Dec. 21, 2009
 Receiving Long — 17 vs. New York Giants Dec. 21, 2009



81

RANDY McMICHAEL

Tight End
6-3, 248
9th NFL Season
1st with Chargers

Georgia
Free Agent - '10
Peach County HS
Fort Valley, Ga.

In June, the Chargers bolstered an already talented group of tight ends, signing McMichael to a one-year deal.

A fourth-round draft pick in Miami in 2002, McMichael spent his first two NFL seasons playing for Chargers Head Coach Norv Turner, then serving as the Dolphins' offensive coordinator. McMichael has been a starter since his rookie season in the league, starting all but one of the 116 games he's combined to play for the Dolphins and St. Louis Rams. McMichael left the Dolphins as the team's most prolific tight end of all-time having caught 283 passes for 3,096 yards while not missing a single start in five seasons.

A single father of four, McMichael enjoys working with kids. In Miami, he started the Randy McMichael Foundation and still hosts an annual shopping event with at-risk kids.

McMichael enjoys travel, golf and fine cigars. Countries he's visited include the Dominican Republic, Brazil, Costa Rica and Trinidad. Recently he and a friend opened a business renting jet skis on the beach in Trinidad.

McMichael comes from an athletic family. His sister, Kendra, is a sophomore small forward at Allen University in Columbia, South Carolina and his mom, Angel, was the Georgia Player of the Year at Griffin High School in 1978.

TRANSACTION HISTORY: MIA Fourth-round pick (114), April 21, 2002...signed July 25...re-signed Oct. 7, 2005 and March 14, 2006...released March 5, 2007...signed with STL, March 12...released June 2, 2010...signed with SD, June 4.

Dec. 26 vs. CLE. **2003:** Career-high 102 yards vs. New England Oct. 19...Dolphins' first 100-yard game by TE since '88 and only sixth in franchise history. **2002: Pepsi NFL Rookie of Week** after TD catch in NFL debut Sept. 8 vs. DET.

2009: 100th career GS Sept. 13 at SEA. **2008:** Placed on "Reserve-Injured" (foot) Oct. 6. **2007:** First STL TD, 29 yards vs. ARI Oct. 7...did not start vs. Cardinals, ending streak of 84-straight starts to begin career. **2006:** Nov. 12 vs. KC became MIA all-time leading receiver among TEs. **2005:** TD catches in first four games, first Dolphin to do so in season since '88 and first to do so in first four games of season since '84. **2004: Pro Bowl first-alternate...**third among AFC TEs in receptions (73) and yards (791)...career-high nine catches

COLLEGE: First-team All-SEC as senior and honorable mention as soph...SEC and Sporting News Frosh All-America...90 catches for 1,213 yards and five TDs in career...missed all but one game in '97 (thumb) and all of '98 (knee)...played at Georgia from 1997-01...family and consumer science degree.

PERSONAL: Born in Griffin, Georgia...prepped at Peach County HS in Fort Valley, Ga....lettered in BKB and track.

Receiving		Regular Season				
Year	Team	G-S	No.-Yds.	Avg.	Long	TD
2002	Miami	16-16	39-485	12.5	45	4
2003	Miami	16-16	49-598	12.2	46	2
2004	Miami	16-16	73-791	10.8	42t	4
2005	Miami	16-16	60-582	9.7	30t	5
2006	Miami	16-16	62-640	10.3	24	3
2007	St. Louis	16-15	39-429	11.0	29t	3
2008	St. Louis	4-4	11-139	12.6	31	0
2009	St. Louis	16-16	34-332	9.8	35	1
Totals		116-115	367-3,996	10.9	46	22

Single-game Highs

Receptions — 9 vs. Cleveland Dec. 26, 2004
 Receiving Yards — 102 vs. New England Oct. 19, 2003
 Receiving Long — 46 vs. Indianapolis Nov. 2, 2003
 Receiving Touchdowns — 1 (22x) Last at Tennessee Dec. 13, 2009
 Receiving Long Touchdown — 42t vs. St. Louis Oct. 24, 2004

Additional Statistics

Rushing — 2002, 1-8.
 Two Point Conversions — 2004, 1.

VETERANS & RETURNING PLAYERS





73

MARCUS McNEILL

Tackle
6-7, 336
5th NFL Season
5th with Chargers

Auburn
Draft 2 - '06
Cedar Grove HS
Ellenwood, Ga.

The Chargers' Lineman of the Year in 2009, McNeill protects the blindside of quarterback Philip Rivers. The two gentlemen share a unique Southern bond in that Rivers grew up in Athens, Alabama and McNeill played his college ball in Auburn, Ala.

For the third time in four seasons, McNeill started all 16 games in '09. The Chargers went on an 11-game win streak to close out the year, and with McNeill anchoring the left side, the line allowed just 11 sacks in those games.

The only thing bigger than Marcus McNeill's talent is his smile and sense of humor. Teammates rely on McNeill to keep things light inside the locker room, meeting rooms, and inside the huddle.

The Chargers selected McNeill in the second round of the 2006 NFL Draft and his rookie season was impressive. He helped the Bolts rush for a team-record 2,578 yards, and according to the coaches' grading system, allowed only two quarterback sacks in 494 total pass plays. McNeill earned All-Pro and All-Rookie honors and became just the third rookie offensive lineman in NFL history to be selected to the Pro Bowl.

Off the field, McNeill stays busy looking after his young son, Marcus II. The balance of his family resides in Decatur,

Georgia, including his father, James, who was his high school coach at Cedar Grove High School and now teaches and coaches at Cedar Grove Middle School. McNeill's mother, Leola, spent time as a nurse and a Colonel in the Air Force Reserves at Dobbins Air Force Base in Marietta, Georgia.

McNeill hobbies include basketball, baseball, bowling and movies. New York Mets outfielder, Jeff Francoeur, a former wide receiver and safety from Georgia's Parkview High School, was one of McNeill's teammates in the 2002 Florida-Georgia All-Star Football Game. McNeill played baseball in high school and as a pitcher had a fastball that registered in the mid-90s.

In 2008, McNeill started "Mack's Miracles," a nonprofit foundation whose goal is to promote healthy lifestyles and fight obesity in San Diego and Decatur. One of the foundation's first fundraising events was a "Hip-Hop Weekend" in 2009 in San Diego that included a football camp. In April 2010, Mack's Miracles hosted a second event in Atlanta that included a camp for more than 400 local youth at Hallford Stadium in Clarkston, Georgia.



TRANSACTION HISTORY: Second-round choice (50), April 29, 2006...signed four-year contract, July 25.

2009: Pro Bowl third-alternate and Chargers Lineman of Year...Game Balls following PHI, KC and CIN games...DNA any sacks to highly-touted OLB DeMarcus Ware in Dec. 13 game at DAL. **2008: Pro Bowl third-alt...**INA Wks 1-2 (neck)...returned to starting lineup Wk 3 vs. NYJ...in late 4Q comeback Dec. 14 at KC, OL allowed Philip Rivers time to complete 19 of 25 for 199 yards with two TDs as team rallied from 21-10 deficit for 22-21 win...OL protected for Rivers to throw career-high four TDs in 41-24 win at TB Dec. 21...line blocked for team-record 289 yards in AFC West clinching win over DEN Dec. 28...OL keyed 167-yards rushing in Jan. 5 Wild Card Playoff win vs. IND, including 22-yard GW TD run in OT. **2007: Pro Bowl second-alt...tabbed to play for BAL's Jonathan Ogden...**Oct. 7 at DEN, OL cleared way for 214 yards rushing and 206 Oct. 14 vs. OAK...191 rush yards behind OL in 24-10 win at KC Dec. 2 with TD runs of 31 and 28 to break 10-10 tie at half... blocked for 274 rush yards vs. DET Dec. 16, then second-most in team history...OL DNA any sacks in Jan. 13 Divisional Playoff win at IND and blocked for GW TD on 4Q one-yard QB sneak. **2006: Pro Bowl first-alt...added for CIN's Willie Anderson...USA**



Today Sports Weekly All-Pro... All-Rookie by PFW and PFWA...USA Today All-Joe...Chargers co-Lineman of Year...NFL Offensive ROM in September...OL DNA any sacks and cleared way for 241 yards rushing and three TDs vs. TEN Sept. 17...150 yards rushing Wk 3 vs. BAL, which ranked first in NFL vs. run (34.3 ypg) coming in...OL set tone for 216-yard rush vs. STL Oct. 29...**co-Chargers Alumni POW with OL** after 35-27 comeback win at DEN Nov. 19...line anchored 265 rush yards in 20-9 win over KC Dec. 17...blocked for 148 rush yards in Divisional Playoffs vs. NE...Pro Bowl starting RT.

COLLEGE: All-America as senior...first-team All-SEC as junior and senior...between 2002 and 2006 Capital One Bowl, 43 consecutive games without allowing sack...SEC Lineman of Week following '04 game against Kentucky and Auburn POG following Citadel contest...2002 SEC All-Freshman...played at Auburn from 2002-05...adult education major.

PERSONAL: Born in Chicago, Illinois...All-America at Cedar Grove High School in Ellenwood, Georgia... selected to play in Georgia-Florida All-Star Game... lettered in baseball, basketball and track...second in state in shot put.

Games Played-Started: 2006 (16-16, San Diego), 2007 (16-16, San Diego), 2008 (14-14, San Diego), 2009 (16-16, San Diego) **Total** (62-62).

Postseason Games Played-Started: 2006 (1-1, San Diego), 2007 (3-3, San Diego), 2008 (2-2, San Diego), 2009 (1-1, San Diego); **Total** (7-7).

VETERANS & RETURNING PLAYERS



56 SHAWNE MERRIMAN

Linebacker
6-4, 265
6th NFL Season
6th with Chargers

Maryland
Draft 1A - '05
Frederick Douglas HS
Upper Marlboro, Md.

Merriman returned to the field in 2009 following major knee surgery and while he continued to recover and also fight through new injuries, he continued to provide his usual strong effort and leadership.

Merriman was forced to deal with foot and groin problems that plagued him for most of the '09 season. On top of that, teams elected to either double-team or chip him when he rushed the passer, or they chose to run away from him when keeping the ball on the ground. Merriman found other ways to disrupt opponents' offenses. He led the team with 20 quarterback pressures and helped 16 different players record sacks for the Bolts.

Loved in San Diego and loathed throughout the rest of the NFL, Merriman is best known for his "Lights Out" nickname and dance that follows sacks and big plays. It's a moniker he was given during his sophomore year in high school after he knocked four players out of a single game during the first half. Merriman was such a ferocious hitter in high school that his own coaches wouldn't let him participate in contact drills with his teammates in practice. On his right forearm is a tattoo of a light switch in the off position and the words "Lights Out."

Merriman is a workout fanatic who spends countless hours in the gym and his regimen incorporates boxing and martial arts skills. Merriman's uncle, Henry "Sugar Poo" Buchanan, is a professional super middleweight fighter who owns a professional record of 19-2 with 12 wins by knockout. Merriman spends part of his offseason living in Los Angeles, where he's been known to work out at the world-famous Muscle Beach at Venice Beach, or run the hills of the famed Mulholland Drive above L.A.

While Merriman is one of the NFL's most feared players on the field, he's one of the most caring off of it. Even though coaches relegated him to a side field during prep practices, Merriman still maintains close ties with his alma mater, Douglass High School. He bought the school new uniforms and personally purchased a whirlpool and other

equipment for the football program. He also speaks to Eagles Head Coach J.C. Pinkney on a regular basis. Douglass High retired Merriman's No. 44 in 2006.

After the Witch Creek fire devastated San Diego in 2007, Merriman helped a local couple that lost their home to get back on their feet. Merriman and his Lights Out Development construction company rebuilt the home of Josh and Kristy Mellow in just 56 days. Three months after the fires were extinguished, Merriman joined the Mellows for a tour of their new two-story home. Having lost his own home to fires twice during his childhood, Merriman was sympathetic to the Mellows' plight.

Fire was one of many hardships Merriman endured as a youth. Merriman and his mother spent many nights in homeless shelters in Maryland and the District of Columbia. Because of that, Merriman has contributed from his own earnings to support homeless shelters in San Diego and Los Angeles. He's also hosted events that have raised more than \$200,000 for the Salvation Army and the Alpha Project. Both organizations later paid tribute to Merriman for his support of the homeless. Other organizations that have benefitted from his generosity include Feeding America and Stand Up For Kids.

Another element of Merriman's work with the homeless is a coat collection drive at the University of Maryland. He started the drive while a student-athlete at the College Park, Maryland campus. Every year Merriman attends a Ter-rapins basketball game where he collects thousands of donated coats for the homeless. The Community for Creative Non-Violence Shelter in Washington D.C. has been one of the main beneficiaries of the coat drive.

In recent years, Merriman has visited wounded U.S. soldiers at the Bethesda and Walter Reed Hospitals in Washington D.C., and in 2006 he helped Habitat for Humanity rebuild homes in and around New Orleans that were damaged or destroyed by Hurricane Katrina.



VETERANS & RETURNING PLAYERS



SHAWNE MERRIMAN'S ALL-PRO HONORS



Three-time Pro Bowl selection
 (2005-07 seasons)



AP NFL Defensive Rookie of the Year (2005)
 first-team All-Pro (2005-06)
 second-team All-Pro (2007)



Sports Illustrated NFL Defensive
 Rookie of the Year (2005) and
 All-Pro (2005-06)



Sporting News' NFL
 Rookie of the Year (2005) and
 All-Pro (2005-06)



Pro Football Weekly and
 Professional Football Writers of
 America NFL Defensive Rookie of
 the Year (2005) and All-Pro (2006)



USA Today Sports Weekly
 All-Pro (2006-07)



ESPN.com All-Pro (2006)



Shawne Merriman, continued

TRANSACTION HISTORY: First-round pick (12), April 23, 2005...signed five-year contract, Aug. 2, 2005.

2009: Selected to Chargers 50th Anniversary All-Time Team...Game Ball after season-high two sacks Nov. 1 vs. Oakland, including one on Raiders' final drive...**Game Ball** week later at NY Giants after two 4Q sacks, including one to seal victory on game's final play. **2008:** Placed on IR Sept. 10 (knee). **2007: Pro Bowl...second-team AP All-Pro...All-NFL by USA Today Sports Weekly...** two sacks, FF, TFL and PBU Wk 2 vs. NE on NBC SNF...30th-career sack Wk 4 vs. KC...second-youngest to 30 (Terrell Suggs) and second-fastest (tied, Derrick Thomas, 31 games)...**SI.com Defensive POW** for 2.5 sacks Wk 6 vs. Oakland...**AFC Defensive POW** and **AP POW** for season-high three-sacks, along with FR and TFL, in 24-10 win at KC Dec. 2...two sacks Dec. 9 at Tennessee to become sixth player in NFL history with three straight 10-sack seasons to open career (Reggie White, Dwight Freeney, Thomas, Jevon Kearse and Anthony Smith...joined Leslie O'Neal as only Chargers with three-plus 10-sack seasons...left Titans' game in 2Q (knee)...INA (knee) Dec. 16 vs. Detroit...12.5 sack at Oakland Dec. 30 was 39.5 of career for eighth on team's all-time sack...early 2Q of Jan. 6 Wild Card vs. Tennessee, blew up Chris Brown at SD 11 for tackle and FF...team-high two TFLs in Jan. 13 Divisional Playoff win at IND...late 4Q, ended Colts' potential GW drive by pressuring Manning into INC on 4th-and-goal from seven and Bolts leading 28-24. **2006: Pro Bowl...first-team All-Pro by AP, SI, Sporting News, USA Today Sports Weekly, PFW and PFWA, and ESPN.com PFW & PFWA All-AFC...Chargers Defensive POY...NFL.com All-Interview...Chargers Alumni POW** for three sacks and TFL Sept. 11 at Oakland...first-career INT Wk 2 vs.

Tennessee...**Defensive POW by USA Today and SI.com** for three sacks Oct. 29 vs. St. Louis...suspended Wks 8-11 for violating NFL substance abuse policy...two sacks, two FF and PBU in Dec. 3 return at Buffalo for **SI.com Defensive POW...** two sacks, two FF and own FR vs. Denver Dec. 10...late 4Q sack, FF and FR at Broncos' seven led to LaDainian Tomlinson's NFL-record 29th TD on following play. **AFC Defensive POW** for 3.5-sacks in 27-20 win at Seattle Dec. 24...17th sack of season Dec. 31 vs. Arizona clinches NFL sack title...4Q sack in Divisional Playoffs vs. NE...started Pro Bowl. **2005: Pro Bowl...NFL Defensive ROY by AP, SI.com, PFW and PFWA and SD Union-Tribune...NFL ROY and All-Pro by Sporting News...SI and SI.com All-Pro...All-Rookie by PFW and PFWA and NFL.com...Fox Sports Howie Long Tough Guy...**INA Wk 1 vs. Dallas (knee)...sack in move into starting lineup at Philadelphia Oct. 23. **Diet Pepsi NFL ROW** for two sacks in 48-10 win vs. Buffalo Nov. 20...**Defensive POW by AFC and SI.com, ESPN NFL Prime Time Game Ball and FOXSports.com Rookie of Week** for hand in three sacks and three TFLs in 26-17 win Dec. 18 vs. 13-0 IND.

COLLEGE: All-America and All-ACC as junior...ACC POW following Clemson game in '04...ACC Rookie of Week after '02 UNC game...finished career with 189 TT, 22 sacks, 32.5 TFLs, 27 pressures, 10 PBUs, four FFs and three FRs...played at Maryland from 2002-04...criminal justice major.

PERSONAL: Born in Washington, D.C...all-time leader at Frederick Douglass High School in Upper Marlboro, Maryland with 443 TT...Maryland Defensive POY, All-America and all-state as senior...started three years on basketball team.

Regular Season

Year	Team	G-S	Tack.-Asst.	Total	Sacks-Yds.	Int.-Yds.	Long	TD	Pass Def.	Fumbles For.-Rec.	TFL	Special Teams Tackles
2005	San Diego	15-10	41-13	54	10-61	0-0	0	0	5	2-0	17	3
2006	San Diego	12-12	46-20	66	17-93	1-10	10	0	8	4-1	22	0
2007	San Diego	15-15	63-33	96	12.5-81	0-0	0	0	5	1-2	22	0
2008	San Diego	1-1	1-3	4	0-0	0-0	0	0	0	0-0	1	0
2009	San Diego	14-14	34-12	46	4-25	0-0	0	0	0	0-0	5	0
Totals		57-52	185-81	266	43.5-260	1-10	10	0	18	7-3	67	3

Postseason

Year	Team	G-S	Tack.-Asst.	Total	Sacks-Yds.	Int.-Yds.	Long	TD	Pass Def.	Fumbles For.-Rec.	TFL	Special Teams Tackles
2006	San Diego	1-1	2-2	4	1-0	0-0	0	0	0	0-0	1	0
2007	San Diego	3-3	11-5	16	1-4	0-0	0	0	1	1-0	3	0
2009	San Diego	1-1	2-2	4	0-0	0-0	0	0	0	0-0	0	0
Totals		5-5	15-9	24	2-4	0-0	0	0	1	1-0	4	0

Single-game Highs

Tackles — 10 (2x) Last: vs. Houston Oct. 28, 2007
 Sacks — 3.5 at Seattle Dec. 24, 2006
 Interceptions — 1 vs. Tennessee Sept. 17, 2006
 Interception Return Yards — 10 vs. Tennessee Sept. 17, 2006

Postseason Single-game Highs

Tackles — 6 vs. Tennessee Jan. 6, 2008
 Sacks — 1 (2x) Last: vs. Tennessee Jan. 6, 2008

Games with Sacks, Tackles for Loss or Forced Fumbles

Date	Opponent	Sacks	Yards	TFL	FF	Date	Opponent	Sacks	Yards	TFL	FF
09/25/05	New York Giants	0	0	1	0	10/08/06	Pittsburgh	5	4	2	0
10/10/05	Pittsburgh	1	3	1	1	10/15/06	at San Francisco	1	6	2	0
10/23/05	at Philadelphia	1	10	1	0	10/22/06	at Kansas City	0	0	1	0
10/30/05	Kansas City	2	13	2	1	10/29/06	St. Louis	3	16	3	0
11/06/05	at New York Jets	1	8	1	0	12/03/06	at Buffalo	2	15	2	2
11/20/05	Buffalo	2	12	2	0	12/10/06	Denver	2	6	2	2
12/04/05	Oakland	0	0	1	0	12/24/06	at Seattle	3.5	12	4	0
12/11/05	Miami	0	0	1	0	12/31/06	Arizona	1	10	1	0
12/18/05	at Indianapolis	2	12	6	0	01/14/07	New England+	1	0	0	0
12/31/05	Denver	1	3	1	0	09/09/07	Chicago	0	0	2	0
09/11/06	at Oakland	3	19	4	0	09/16/07	at New England	2	16	3	1
10/01/06	at Baltimore	1	5	1	0	09/30/07	Kansas City	1	8	3	0

VETERANS & RETURNING PLAYERS



Date	Opponent	Sacks	Yards	TFL	FF
10/14/07	Oakland	2.5	12	3	0
11/11/07	Indianapolis	0	0	1	0
11/25/07	Baltimore	1	14	3	0
12/02/07	at Kansas City	3	19	4	0
12/09/07	at Tennessee	2	10	2	0
12/30/07	at Oakland	1	2	1	0
01/06/08	Tennessee+	1	4	1	1

Date	Opponent	Sacks	Yards	TFL	FF
01/13/08	at Indianapolis+	0	0	2	0
09/07/08	Carolina	0	0	1	0
10/25/09	at Kansas City	0	0	1	0
11/01/09	Oakland	2	6	2	0
11/08/09	at New York Giants	2	19	2	0

+ Denotes postseason game



63

SCOTT MRUCZKOWSKI

Center
6-5, 310
6th NFL Season
6th with Chargers

Bowling Green
Draft 7 - '05
Benedictine HS
Garfield Heights, Ohio

Mruzowski (merch-COW-ski) played the finest football of his career in 2009, anchoring the offensive line for 13-plus games as starting center Nick Hardwick was sidelined with a severe ankle injury. Mruzowski began the season as Hardwick's backup, but was immediately pressed into duty when Hardwick was injured during the third quarter of the season opener in Oakland. "Mooch" performed admirably that night as the Chargers rallied for a late fourth-quarter game-winning touchdown and afterward earned a Game Ball from the coaching staff for his effort.

Unfortunately for Mooch, he too would fall victim to the injury bug, suffering a season-ending ankle injury late in the Chargers' Dec. 20 win at home against Cincinnati. But because of his work ethic, courage and selfless play, the coaching staff awarded him with another Game Ball following the Bengals game.

Mooch's brother, Gene, also was an offensive lineman and played for the New England Patriots and Miami Dolphins. In 2004 while the Mruzowski brothers were playing golf at the Brandywine Country Club in Ohio, Mooch scored a hole in one on the course's par-three ninth hole.

Mooch also enjoys fishing and spending time at the beach. A Cleveland-area native, he certainly doesn't miss Ohio winters. His uncle, Steve, owns a boat and a cabin on Catawba Island in Ohio and taught Mooch and his brother to fish when they were kids.

In February, Mooch married the former Kate LaMaster. The wedding took place in Jaco, Costa Rica, and several of Mooch's teammates including Hardwick, Kris Dielman and Steve Gregory attended the wedding.

TRANSACTION HISTORY: Seventh-round pick (242), April 24, 2005...signed, June 16, 2005...signed three-year contract thru 2010, Feb. 27, 2008.

2009: Game Ball after taking over at C in 3Q of season opener for Nick Hardwick (ankle) and anchoring OL on late 4Q game-winning TD drive...started next 13 games at C, including season-high 203-yard rush game at Denver Nov. 22...Game Ball for Dec. 20 Cincinnati game prior to leaving with season-ending ankle injury...placed on "Reserve-Injured" Dec. 23. **2008:** Started Wk 12 vs. Atlanta at LG for Kris Dielman (stomach virus)...took over for Dielman (ejection) in 2Q vs. KC Dec. 14 for phantom punch...Chargers trailed Chiefs 21-10 in 4Q and rallied for 22-21 win, with OL giving Philip Rivers time to complete 19 of 25 for 199 yards with two TDs. **2007:** Nicknamed "pinch hitter" after coming in for one snap at RG Dec. 2 at KC for Mike Goff...on lone snap, buried Chiefs defender to open huge hole for LaDainian Tomlinson 31-yard TD run...extra OL for one play late in 3Q of Wild Card vs. Tennessee and threw key block for Rivers to throw 25-yard TD

pass to Vincent Jackson for Chargers' first lead of game. **2006:** Saw time at LG Sept. 17 vs. Tennessee and delivered key blocks on 73-yard run by Michael Turner and 14-yard TD run by Charlie Whitehurst two plays later...started Wk 11 vs. Oakland for Dielman...injured (knee) Wk 13 vs. Denver on PAT and INA Wks 14-16...returned to action for Divisional Playoffs vs. NE. **2005:** Saw ST action Weeks 6-7, 9-11 & 15.

COLLEGE: Second-team All-MAC and team captain as senior...invited to 2005 East-West Shrine Game...started school-record 49 consecutive games...first-team all-conference and Team's Top OL as junior...starting LG as frosh and soph...redshirted in 2000...played at Bowling Green from 2000-04...productions and operations management major.

PERSONAL: Born in Cleveland, Ohio...all-area at Benedictine HS in Cleveland, state champions in '96 and regional champs in '97...lettered in track...student council president...dean's list student with 3.5 GPA.

Games Played-Started: **2005** (6-0, San Diego); **2006** (7-1, San Diego); **2007** (15-0, San Diego); **2008** (16-0, San Diego); **2009** (14-13, San Diego) **Total** (58-14).

Postseason Games Played-Started: **2008** (2-0, San Diego).



VETERANS & RETURNING PLAYERS





11

LEGEDU NAALEE



Wide Receiver
6-2, 220
4th NFL Season
4th with Chargers

Boise State
Draft 5 - '07
Franklin HS
Portland, Ore.

Legedu Naanee (LEG-a-doo Nah-NAY) had a breakout season in 2009, setting career highs in catches and yards, while scoring his first two regular-season touchdowns.

As a collegian, Naanee played on a Boise State team that captured the nation's attention and shocked the college football establishment by upsetting the Oklahoma Sooners with a stunning come-from-behind overtime win in the 2007 Tostitos Fiesta Bowl. Naanee was on the field for the famed "Statue of Liberty," which the Broncos used to score the game-winning touchdown. He was the receiver to whom quarterback Jared Zabransky faked a throw to before handing the ball to running back Ian Johnson. After scoring the game-winning touchdown, Johnson dropped to a knee and proposed to Broncos cheerleader Chrissy Popadics during a nationally-televised postgame interview. So in 2009 when Naanee scored his first touchdown of the season on Nov. 15 against Philadelphia, he dropped to a knee and offered a mock proposal to a very stunned and surprised member of the Charger Girls. Of course it was a tribute to Johnson, who now plays for the Minnesota Vikings and married Popadics in 2007.

Naanee played quarterback as a prep and was recruited to Boise State at the position. His experience paid dividends for the Chargers during Naanee's rookie season as before the Bolts played the Tennessee Titans in the regular season and again in the playoffs, Naanee was called upon to play QB on the scout team offense. His athleticism helped the Bolts prepare to face quarterback Vince Young. Apparently Naanee did a good job as the Chargers beat Tennessee in twice and only just 23 points in the two victories.

In May, Naanee passed along some of his expertise at a camp he hosted for middle and high schoolers at San Diego's Hoover High School. That same weekend he co-hosted Flavors of the Gaslamp at the House of Blues, a food-tasting event that raised funds for the Family Reach Foundation and San Diego's Rady Children's Hospital.

Naanee was born in Portland, Oregon, but his father, Agbora, was born in Nigeria, outside of Lagos. Legedu's first name means "Good is coming" in Nigerian and Naanee is the family surname. Legedu has been to Nigeria twice to visit family members who live there.

TRANSACTION HISTORY: Fifth-round pick by Chargers (172), April 29, 2007...signed four-year contract, July 25, 2007.

2009: Game Ball Nov. 22 at Denver for TD catch and recovery of surprise outside kick after Denver cut deficit to 13-3...Chargers converted recovery into TD for 20-3 lead...completed first-career NFL pass attempt, 21 yards to LaDainian Tomlinson on double-pass play Dec. 6 at Cleveland. **2008:** Two-point conversion catch late 4Q at Denver Sept. 14 for 38-31 lead...first-career TD catch (4 yards) in 4Q of Jan. 11 Divisional Playoffs at Pittsburgh. **2007:** Paced team with three STT and set up GW 4Q TD in Jan. 20 Divisional Playoffs at IND with 27-yard catch on screen.

COLLEGE: First-team All-WAC as senior...career-high 129 yards and first-career 100-yard game in BCS bowl-clinching win over Nevada in '06...began career as QB and named Offensive Scout Team Player of Year in 2002 and '03...moved to wide receiver in '04 and started every game in '05...redshirted in 2002...played at Boise State from 2002-06...business management degree.

PERSONAL: Born in Portland, Oregon...League Offensive POY as junior and senior at Franklin HS in Portland...first-team all-league and team captain sd senior after leading team to state playoffs...all-league in basketball as junior.



Naanee's mock proposal to Charger Girl, Nicole, after scoring a touchdown against Philadelphia last November was a tribute to former college teammate Ian Johnson. Photo: Getty Images

Regular Season		Receiving					Rushing					Special Teams
Year	Team	G-S	No.-Yds.	Avg.	Long	TD	No.-Yds.	Avg.	Long	TD	Tackles	
2007	San Diego	13-0	8-69	8.6	22	0	0-0	0.0	0	0	1	
2008	San Diego	16-0	8-64	8.0	18	0	0-0	0.0	0	0	10	
2009	San Diego	15-1	24-242	10.1	23	2	3-7	2.3	10	0	4	
Totals		44-1	40-375	9.4	23	2	3-7	2.3	10	0	15	

VETERANS & RETURNING PLAYERS



RETURNING PLAYERS



Postseason		Receiving				Special Teams		
Year	Team	G-S	No.-Yds.	Avg.	Long	TD	Tackles	
2007	San Diego	3-0	1-27	27.0	27	0	4	
2008	San Diego	2-0	2-19	9.5	15	1	2	
2009	San Diego	1-0	0-0	0.0	0	0	0	
Totals		6-0	3-46	15.3	27	1	6	

Single-game Highs

Receptions — 3, at Jacksonville, Nov. 18, 2007
 Receiving Yards — 39, at Minnesota, Nov. 4, 2007
 Receiving Long — 22, at Minnesota, Nov. 4, 2007

Additional Statistics

Passing — 1-1, 21 yards, 118.8 passer rating in 2009



9

NICK NOVAK

Kicker
6-0, 198
4th NFL Season
1st with Chargers

Maryland
Free Agent - '10
Albemarle HS
Charlottesville, Va.

The Chargers signed Novak, a San Diego native, to a one-year contract in April. After sitting out the 2009 season, Novak is happy to be back in an NFL uniform, especially that of his hometown team.

Novak grew up in San Diego and has the same god-mother (Dorothy Vails-Weber) as Tampa Bay Buccaneers tight end Kellen Winslow II. He moved to Charlottesville,

Virginia, in 1994, later attending Albemarle High School where lettered in football and starred in soccer alongside his twin brother, Chris.

Prior to signing with the Chargers, Novak had been living in Bethesda, Maryland. His mother, Julie, is the Dean of Nursing at the University of Texas-San Antonio and his father, Bob, is the Dean of Speech and Hearing at Purdue.

TRANSACTION HISTORY: Signed with CHI as undrafted free agent, April 29, 2005...waived Aug. 29...claimed by DAL, Aug. 30...waived by Cowboys, Sept. 3...signed with WAS, Sept. 13...waived Nov. 5...signed with ARI, Dec. 2...re-signed with Cardinals, April 4, 2006...waived Aug. 28...signed with WAS, Oct. 11...waived Dec. 4...re-signed with CHI, Feb. 9, 2007...waived Aug. 27...signed with KC, Jan. 11, 2008...waived Oct. 21...signed with Chargers, April 29, 2010.

2008: Season-high four FGs, including 43-yarder, Sept. 28 vs. DEN. **2007:** 10 of 17 on FGs for Cologne Centurions of NFL Europa. **2006:** Career-long 47-yard FG Nov. 5 vs. DAL. **2005:** GW 39-yard FG for WAS vs. SEA Oct. 2...season-high three FGs for ARI at SF Dec. 4.

COLLEGE: Jim Tatum Award as top ACC senior student-athlete and honorable mention All-ACC in 2004...ACC all-time leader and fifth in NCAA (393 career points) at graduation...first-team All-ACC in '03 and '02...school-record 125 points in '02 as soph...finished career 80 of 107 on FGs and 153 of 159 on PATs...redshirted in 2000...played at Maryland from 2000-04...degree in kinesiology.

PERSONAL: Born in San Diego...two-time all-state kicker at Albemarle HS in Charlottesville, Virginia...starred on state championship soccer teams.

Regular Season						Special Teams			
Year	Team	G-S	FG-Att.	Pct.	PAT-Att.	Pct.	Pts.	Long	Tackles
2005	Washington	5-0	5-7	.714	15-15	100.0	30	40	0
2005	Arizona	5-0	3-3	100.0	0-0	.000	9	35	0
2006	Washington	6-0	5-10	.500	10-10	100.0	25	47	0
2008	Kansas City	6-0	6-10	.600	7-7	100.0	25	43	2
Totals		22-0	19-30	.633	32-32	100.0	89	47	2

Single-game Highs

Points — 15 vs. Denver Sept. 28, 2008
 Field Goals — 4 vs. Denver Sept. 28, 2008
 Field Goal Attempts — 5 vs. Denver Sept. 28, 2008
 Longest Field Goal — 47 vs. Dallas Nov. 5, 2006
 Longest Attempt — 50 vs. Tennessee Oct. 19, 2008
 PATS — 7 vs. San Francisco Oct. 23, 2005
 PAT Attempts — 7 vs. San Francisco Oct. 23, 2005



91

OGEMDI NWAGBUO

Defensive End-Tackle
6-4, 312
2nd NFL Season
3rd with Chargers

Michigan State
Free Agent - '08
Mt. Miguel HS
Spring Valley, Calif.

Nwagbuo rose from obscurity in 2009. A practice squad player in 2008 who was likely destined for the same role in '09, he made the opening day active roster with the help of a solid training camp and a rash of injuries along the defensive line and put up some impressive numbers.

Nwagbuo's background made him one of the more interesting stories to watch in 2009. Pronounced [oh-GEM-dee new-WAH-boe], his parents were born in Lagos, Nigeria, and even though "OG," as he is referred to by teammates, was born in San Diego, he was given a Nigerian name, which translated to English means "my time will come." Nwagbuo is the family's surname.

Nwagbuo got a late start playing football. As a junior at Mt. Miguel High School in the San Diego suburb of Spring Valley, he played just three snaps. Later, the CIF, the governing body of high school sports in California, ruled Nwagbuo as ineligible for his senior season because his family had moved and he'd violated the CIF's transfer rules. After graduating, Nwagbuo enrolled at Southwestern Col-

lege in Chula Vista, California, where he got his first real exposure to the game. Despite very limited football experience, Nwagbuo had a successful two-year stint at Southwestern, earning second-team all-conference honors as a sophomore. It led to a scholarship offer from Michigan State where he played football and earned a degree in interdisciplinary studies. Following graduation, Nwagbuo signed as a free agent with the New York Giants. He went through training camp with the Giants in '08 but got cut before the season started. Out of football, Nwagbuo took a job in customer service for Enterprise Rent-a-Car back in San Diego. The Chargers eventually signed Nwagbuo to their practice squad in Dec. 2008 and he took a small break from Enterprise, but returned to work for them after the season. In fact, he continued to work at Enterprise through the Chargers' 2009 offseason conditioning program, leaving the job only a couple weeks before training camp began in late July.



TRANSACTION HISTORY: Signed with New York Giants, May 1, 2008 and waived Aug. 30...signed to Chargers' practice squad, Dec. 8...re-signed two-year contract, Jan. 16, 2009.

2009: Game Ball for sack in 4Q of first-career game Sept. 14 MNF at OAK. **Game Ball** Sept. 20 vs. MIA...third-and-goal TFL vs. Ronnie Brown one of season-high two TFLs on day...tipped pass led to Quentin Jammer INT and TD by offense Nov. 29 vs. KC..."Reserve-Injured" (ankle) Dec. 9. **2008:** Five weeks, including playoffs, on practice squad.

COLLEGE: Played 2006-07 at Michigan State...second-team All-Foothill Conference at Southwestern College in Chula Vista, Calif. as soph in 2005...degree in interdisciplinary studies in social science-human resources.

PERSONAL: Born in San Diego...prepped at Mt. Miguel HS in Spring Valley.

Regular Season

Year	Team	G-S	Tack.-Asst.	Total	Sacks-Yds.	Int.-Yds.	Long	TD	Pass Def.	Fumbles For.-Rec.	TFL	Special Teams Tackles
2009	San Diego	12-5	17-8	25	1-7	0-0	0	0	2	0-1	4	0

Single-game Highs

Tackles — 5 (2x) Last: vs. Miami Sept. 27, 2009
Sacks — 1 at Oakland Sept. 14, 2009



27

PAUL OLIVER

Free Safety
5-10, 210
4th NFL Season
4th with Chargers

Georgia
Draft 4 (Supplemental) - '07
Harrison HS
Kennesaw, Ga.

The player who teammates refer to as "P.O." may as well be known as "B.P." for his knack for making big plays. Despite taking the unconventional route and joining the Chargers via the NFL's supplemental draft, Oliver has been

a big playmaker in his first three NFL seasons, while making the difficult transition from corner to safety. In 2008, Oliver had his first-career interception during the Chargers' AFC West-clinching win over Denver. And in '09 he was a

VETERANS & RETURNING PLAYERS

thorn in the side of the Kansas City Chiefs. He intercepted Matt Cassel during the team's first meeting at Kansas City and returned it to the 2, and then a month later returned a Cassel fumble 40 yards for a touchdown and a 28-7 lead

during the second meeting in San Diego.

Oliver, who left school early to pursue his dreams of an NFL career, is continuing his education at Georgia as he works toward his degree in consumer economics.

TRANSACTION HISTORY: Fourth-round draft choice by San Diego in the 2007 Supplemental Draft...signed four-year contract thru 2010, July 24, 2007.

2009: First-career TD on 40-yard FR vs. KC Nov. 29...first-career sack vs. PHI Nov. 15...pressure and QB hit led to Quentin Jammer 3Q INT in Divisional Playoffs vs. NYJ. **2008:** First-career INT in end zone to erase late 2Q drive in Dec. 28 AFC West clinching win vs. DEN. **2007:** INA for all games, including playoffs.

COLLEGE: Career-high nine TTs and three TFLs in 2006 Chick-fil-A Bowl win vs. No. 14 Virginia Tech...sealed '06 wins vs. Ole Miss and No. 16 Georgia Tech with 4Q INTs...Most Improved Defensive Player as soph...Iron Man Award as RS frosh for perfect attendance at practice and workouts...94 career TTs, seven INTs, three sacks and 8.5 TFLs...redshirted in 2003...played at Georgia from 2003-06...majored in housing.

PERSONAL: Born in Kennesaw, Georgia...All-America with 12 career INTs at Harrison High School in Kennesaw.

Regular Season

Year	Team	G-S	Tack.-Asst.	Total	Sacks-Yds.	Int.-Yds.	Long	TD	Pass Def.	Fumbles For.-Rec.	TFL	Special Teams Tackles
2008	San Diego	12-0	7-2	9	0-0	1-0	0	0	1	0-0	0	4
2009	San Diego	16-3	30-8	38	1-8	1-34	34	0	2	0-1	1	12
	Totals	28-3	37-10	47	1-8	2-34	34	0	3	0-1	1	16

Postseason

Year	Team	G-S	Tack.-Asst.	Total	Sacks-Yds.	Int.-Yds.	Long	TD	Pass Def.	Fumbles For.-Rec.	TFL	Special Teams Tackles
2008	San Diego	2-0	4-0	4	0-0	0-0	0	0	0	0-0	0	0
2009	San Diego	1-0	1-1	2	0-0	0-0	0	0	0	0-0	0	0
	Totals	3-0	5-1	6	0-0	0-0	0	0	0	0-0	0	0

Single-game Highs

Tackles — 8 vs. Washington Jan. 3, 2010
Sacks — 1 vs. Philadelphia Nov. 15, 2009
Interceptions — 1 at Kansas City Oct. 25, 2009

Postseason Single-game Highs

Tackles — 3 at Pittsburgh Jan. 11, 2009



95

SHAUN PHILLIPS

Outside Linebacker
6-3, 250
7th NFL Season
7th with Chargers

Purdue
Draft 4 - '04
Willingboro HS
Willingboro, N.J.

By all accounts, Shaun Phillips was on the money in 2009. He recorded an NFL-leading seven forced fumbles and led the Chargers with seven sacks. He also tied Larry English for the team high with 16 hits on the opposing quarterback and tallied 14 quarterback pressures, second only to Shawne Merriman's 20. Phillips was an impetus down the stretch as all seven of his sacks came during the team's 11-game win streak.

Phillips, who has missed only three games in the last four seasons, will enter 2010 ranked seventh on the team's all-time sacks list with 45.5, within striking distance of No. 6 Raylee Johnson (46.0), No. 5 Junior Seau (47.0) and No. 4 Fred Dean (53.5). And it's easy to tell when Phillips has recorded a sack because he follows each with a unique celebration that shows him rolling an imaginary bowling ball in tribute to his grandmother, Jackie.

Besides his ascent as one of the NFL's top pass rushers, being actively involved in the entertainment, nonprofit and business worlds has made "SP" one of the NFL's most-recognized figures. Phillips is one of the top fundraisers and spokespersons for the After-School All-Stars, a nonprofit organization that designs after-school programs for inner city youth to give them a safe place to study and play.

Phillips makes a \$1,000 donation to the After-School All-Stars for every sack that he records, and he has raised upwards of \$100,000 as the host of celebrity bowling, Dodgeball and golf tournaments. Last December, Phillips hosted a special Christmas event for some After-School All-Stars who otherwise may not have had a reason to celebrate. And to further aid the growth of the After-School All-Stars, Phillips started "Touchdown Shutdown," a program in which 15 other NFL players are making donations to AAS based on their on-field production.



Phillips also lends support to the San Pasqual Academy, a residential school for foster teens in San Diego, and he has co-hosted football camps in his hometown of Willingboro, New Jersey.

Phillips holds a degree in management from Purdue and is the first member of his family to graduate from college. In 2006, he enrolled in the NFL's Business Management and Entrepreneurial Program at the Kellogg School of Management at Northwestern University and in March 2010, he completed a Wall Street internship at the New York Stock Exchange.



SAN DIEGO CHARGERS

Shaun Phillips, *continued*

Phillips enjoys spending time with his sons, Jaylen, and twins Camron and Marcus, and his mom, Sherri. His hob-

bies include cooking, reading, fashion bowling, playing basketball, watching movies and traveling around the world.

TRANSACTION HISTORY: Fourth-round pick (98), April 25, 2004...signed July 22...signed six-year contract, Feb. 20, 2007.

2009: Chargers co-Defensive POY...shoved Dolphin player OB for touchback instead of TD after 1Q fumble Sept. 27 vs. MIA...Oct. 25 at KC, sack on the first play of 4Q, and two plays later hit on Matt Cassel leads INT...second sack on Chiefs' next series...**Game Ball** after matching season-high two sacks Nov. 1 vs. OAK...13-yard sack with Chargers up 24-16 late 4Q helps clinch win...NFL-leading seventh FF Dec. 25 at TEN. **2008: Chargers December Alumni Defensive POM...**career-high 2.5 sacks and FF Dec. 4 vs. OAK...tipped 2Q pass INT in end zone by Stephen Cooper in 22-21 win at KC Dec. 14. **2007: USA Today All-Joe...**crushing sack of Bears QB Rex Grossman on first defensive play of season...left HOU game Oct. 28 (groin)...tip and INT in 1Q to set up FG in 23-21 win Nov. 11 vs. IND...first NFL TD on 18-yard INT return Dec. 16 vs. DET...TFL vs. LenDale White on first play of 4Q in Wild Card vs. TEN...after two INC passes, Titans missed 38-yard FG and Bolts drove for TD and 17-6 lead...late 4Q PBU on 3rd-and-goal from seven during potential GW TD drive in Divisional Playoffs at IND. **2006: Pro Bowl second alternate...****USA Today All-Joe...**left KC game Oct. 22 (calf)...INA Weeks 7-8...returned Nov. 12 at CIN, sacking Carson Palmer and recording FF and FR early in 4Q on first play after Chargers had scored to get with-

in 38-35...on very next play, Bolts scored TD for first lead (42-38) to erase 21-point deficit...game-clinching sack in 35-27 win at DEN Nov. 19, sacking Jake Plummer for 14-yard loss and recording FF with 0-24 in 4Q...Broncos recovered, but time elapsed...**Chargers Alumni POW** after Dec. 31 season finale vs. ARI...sack and FF vs. Tom Brady in 3Q of Divisional Playoffs vs. NE. **2005: INA Wk 3 (calf)...****Chargers Alumni POW** for two sacks and TFL in 31-26 win at NYJ Nov. 6...season-high three STTs at IND Dec. 18 and at KC Dec. 24. **2004: INT** pass after tipping ball at line and making fingertip catch late 2Q vs. DEN Dec. 5...shared nine-yard sack in 2Q of Wild Card vs. NYJ.

COLLEGE: Second-team All-America, Big Ten Defensive POY by CFN and unanimous first-team all-conference as senior...honorable mention All-Big Ten as frosh, soph and junior ...PU all-time leader with 33.5 sacks and third with 60.5 TFLs...231 TTs and nine FFs...Big Ten leader with 14.5 sacks and 23 TFLs in '03...Big Ten POW two straight weeks in '03...Most Valuable Lineman in '02 Sun Bowl vs. Washington...Newcomer Award in '00...redshirted in 1999...played at Purdue from 1999-03...restaurant, hotel and institutional management degree.

PERSONAL: Born in Philadelphia, Pennsylvania...all-state, and all-city at Willingboro (N.J.) High School...Governor's Bowl New Jersey-New York All-Star...lettered in basketball and track.

Regular Season

Year	Team	G-S	Tack.-Asst.	Total	Sacks-Yds.	Int.-Yds.	Long	TD	Pass Def.	Fumbles For.-Rec.	TFL	Special Teams Tackles
2004	San Diego	16-0	14-4	18	4-23	1-0	0	0	3	0-2	4	9
2005	San Diego	15-3	18-2	20	7-49	0-0	0	0	2	3-1	10	15
2006	San Diego	14-14	48-15	63	11.5-67.5	0-0	0	0	8	4-2	19	0
2007	San Diego	15-15	62-25	87	8.5-56.5	2-36	18t	1	5	3-0	12	0
2008	San Diego	16-16	55-33	88	7.5-38.5	0-0	0	0	4	1-1	15	0
2009	San Diego	16-16	56-15	71	7-45	0-0	0	0	4	7-0	11	0
	Totals	92-64	253-94	347	45.5-279.5	3-36	18t	1	26	18-6	71	24

Postseason

Year	Team	G-S	Tack.-Asst.	Total	Sacks-Yds.	Int.-Yds.	Long	TD	Pass Def.	Fumbles For.-Rec.	TFL	Special Teams Tackles
2004	San Diego	1-0	0-1	1	0.5-4.5	0-0	0	0	0	0-0	1	1
2006	San Diego	1-1	2-1	3	1-4	0-0	0	0	0	1-0	1	0
2007	San Diego	3-3	16-8	24	0-0	0-0	0	0	1	0-1	3	0
2008	San Diego	2-2	3-3	6	0-0	0-0	0	0	0	0-0	0	0
2009	San Diego	1-1	6-0	6	0-0	0-0	0	0	0	0-0	0	0
	Totals	8-7	27-13	40	1.5-8.5	0-0	0	0	1	1-1	5	1

Single-game Highs

Tackles — 11 vs. Oakland Oct. 14, 2007
Sacks — 2.5 vs. Oakland Dec. 4, 2008
Interceptions — 1 (3x) Last: vs. Detroit Dec. 16, 2007
Interception Return Yards — 18 vs. Detroit Dec. 16, 2007
Interception Return Long — 18t vs. Detroit Dec. 16, 2007

Postseason Single-game Highs

Tackles — 11, vs. Tennessee, Jan. 6, 2008
Sacks — 1, vs. New England, Jan. 14, 2007

Games with Sacks, Tackles for Loss or Forced Fumbles

Date	Opponent	Sacks	Yards	TFL	FF	Date	Opponent	Sacks	Yards	TFL	FF
09/12/04	at Houston	1	0	1	0	10/08/06	Pittsburgh	1	0	4	0
10/03/04	Tennessee	1	12	1	0	10/15/06	at San Francisco	2	14	2	1
10/24/04	at Carolina	1	8	1	0	11/12/06	at Cincinnati	1	11	3	1
12/19/04	at Cleveland	1	3	1	0	11/19/06	at Denver	1	14	1	1
01/08/05	New York Jets	0.5	4.5	1	0	11/26/06	Oakland	1.5	7.5	2	0
09/11/05	Dallas	1	10	1	0	12/03/06	at Buffalo	1	2	2	0
10/02/05	at New England	0	0	0	1	12/17/06	Kansas City	1	6	1	0
10/10/05	Pittsburgh	1	6	1	0	01/14/07	New England	1	4	1	1
10/30/05	Kansas City	0	0	1	0	09/09/07	Chicago	1	6	1	0
11/06/05	at New York Jets	2	16	3	0	09/23/07	at Green Bay	1.5	3.5	3	0
11/20/05	Buffalo	1	6	2	1	09/30/07	Kansas City	1	12	1	1
11/27/05	at Washington	1	0	1	0	10/14/07	Oakland	2	14	2	1
12/31/05	Denver	1	11	1	1	11/25/07	Baltimore	0.5	5	2	0
09/11/06	at Oakland	2	10	3	0	12/02/07	at Kansas City	1.5	9	2	1
10/01/06	at Baltimore	1	3	1	1	12/24/07	Denver	1	7	1	0

VETERANS & RETURNING PLAYERS



Date	Opponent	Sacks	Yards	TFL	FF
01/06/08	Tennessee	0	0	1	0
01/13/08	at Indianapolis	0	0	1	0
01/20/08	at New England	0	0	1	0
09/07/08	Carolina	0	0	1	0
09/14/08	at Denver	0	0	1	0
09/22/08	New York Jets	1	10	1	0
09/28/08	at Oakland	1.5	7	2	0
10/05/08	at Miami	1	2.5	2	0
11/16/08	at Pittsburgh	0.5	4	1	0
11/23/08	Indianapolis	0	0	1	0
12/04/08	Oakland	2.5	15	3	1
12/14/08	at Kansas City	0	0	1	0

Date	Opponent	Sacks	Yards	TFL	FF
12/21/08	at Tampa Bay	1	0	1	0
12/28/08	Denver	0	0	1	0
10/04/09	at Pittsburgh	0	0	0	1
10/25/09	at Kansas City	2	7	2	0
11/01/09	Oakland	2	14	2	1
11/08/09	at New York Giants	1	3	2	2
11/15/09	Philadelphia	0	0	1	0
11/22/09	at Denver	1	11	1	1
11/29/09	Kansas City	0	0	1	0
12/06/09	at Cleveland	1	11	2	1
12/25/09	at Tennessee	0	0	0	1



82 JOSH REED

Wide Receiver
5-10, 210
9th NFL Season
1st with Chargers

Louisiana State
Free Agent – '10
Rayne HS
Rayne, La.

A part-time starter in his eight seasons for the Buffalo Bills, Reed recorded at least 30 catches and more than 400 yards in six of his eight seasons. He left Buffalo as the franchise's fifth-leading receiver all-time with 311 catches and 3,575 yards.

Primarily a slot receiver, Reed's reputation around the NFL is that he is one of the league's best when it comes to blocking among wide receivers. And unbeknownst to many, Reed has a little bit of history with the Chargers. In Dec. 2008, when the Chargers needed Buffalo to beat Denver to keep their playoff hopes alive after a late-season

win in Tampa Bay, Reed helped the Bills pull off the upset that day with a career-high nine catches as Buffalo won its first game in Denver since 1967. A week later, the Chargers beat the Broncos at Qualcomm Stadium to claim their third-straight AFC West title.

Reed and wife, Amanda, married in 2008. He has an older brother, Norbert, who is a corporal in the U.S. Army and served in Afghanistan, and a cousin in the Navy, Damian, who also served in the Middle East.

Reed enjoys assembling model cars and trucks as a hobby.

TRANSACTION HISTORY: Second-round pick by BUF (36), April 20, 2002...re-signed with Bills, March 20, 2006...signed one-year contract with Chargers, June 15, 2010

2009: 28-game reception streak snapped Sept. 14 at NE...300th career catch Nov. 1 vs. HOU...INA Dec. 27 at ATL and Jan. 3 vs. IND (ankle). **2008:** 250th career catch Oct. 19 at SD. **2007:** Season-long 30-yard catch Jan. 2 at WAS set up GW FG with :04 left in 4Q. **2006:** TD catches vs. MIA Sept. 17 and Dec. 17...career-long 52-yard catch Dec. 24 vs. TEN. **2005:** Career-long TD catch (51 yards) Dec. 11 vs. NE...22-yard catch on 3rd-and-7 in 4Q set up go-ahead FG in 37-27 win Dec. 24 at CIN. **2004:** 100th career catch Oct. 17 vs. MIA. **2003:** Eight catches, 109 yards and TD for top effort of

season Oct. 19 vs. WAS. **2002:** Pepsi NFL Rookie of Week after TD and career-high 110 yards Sept. 15 at MIN.

COLLEGE: Biletnikoff Award as nation's top receiver and consensus first-team All-America, including AP...first player in SEC history with 3,000 yards receiving...set 12 school and SEC records with career totals of 167 catches, 3,001 yards and 17 TDs...school-record 18 100-yard games...named to SEC's 75th Anniversary Team in 2007...redshirted in 1998...played at LSU from 1998-01...kinesiology major.

PERSONAL: Born in Lafayette, Louisiana...two-time all-state at Rayne (La.) HS.

Regular Season		Receiving					Rushing			Special Teams	
Year	Team	G-S	No.-Yds.	Avg.	Long	TD	No.-Yds.	Avg.	Long	TD	Tackles
2002	Buffalo	16-2	37-509	13.8	42	2	0-0	0.0	0	0	0
2003	Buffalo	16-16	58-588	10.1	26	2	3-37	12.7	16	0	0
2004	Buffalo	12-1	16-153	9.6	20	0	2-(-1)	-0.5	6	0	4
2005	Buffalo	16-6	32-449	14.0	51t	2	1-(-3)	-3.0	-3	0	0
2006	Buffalo	13-1	34-410	12.1	52	2	4-13	3.3	15	0	0
2007	Buffalo	15-9	51-578	11.3	30	0	4-10	2.5	12	0	0
2008	Buffalo	13-13	56-597	10.7	24	1	0-0	0.0	0	0	0
2009	Buffalo	14-4	27-291	10.8	29	1	0-0	0.0	0	0	0
	Totals	115-52	311-3,575	11.5	52	10	14-56	4.0	16	0	4

Single-game Highs

Receptions — 9 at Denver Dec. 21, 2008
 Receiving Yards — 110 at Minnesota Sept. 15, 2002
 Receiving Long — 52 vs. Tennessee Dec. 24, 2006
 Receiving Touchdowns — 1 (10x) Last: at Miami Oct. 4, 2009
 Receiving Long Touchdown — 51t vs. New England, Dec. 11, 2005

Additional Statistics

Kickoff Returns — 4 for 69 yards, 17.3 avg., Long 24 in 2005





17

PHILIP RIVERS

Quarterback
6-5, 228
7th NFL Season
7th with Chargers

North Carolina State
Trade (NY Giants)- '04
Athens HS
Athens, Ala.

Voted to the Chargers' 50th Anniversary All-Time Team and a Pro Bowl selection in 2009, Rivers is posting numbers unseen in San Diego since the likes of Hall of Famer Dan Fouts. He comes into the 2010 season off a second-consecutive 4,000-yard campaign, one in which he threw for a career-high 4,254 yards. Fouts, the only other quarterback in franchise history to throw for more than 4,000 yards, did so three times, including a team-record 4,802 yards in 1981. With an arsenal that features Vincent Jackson, Antonio Gates and Malcom Floyd, Fouts' record is certainly within Rivers' reach.

Rivers aeronautics are sure to continue in San Diego well into the future. He signed a six-year contract extension on Aug. 24, 2009 to remain with the team through 2015.

Rivers also threw 28 touchdown passes and finished '09 with a passer rating of 104.4. He was one of just five NFL QBs that passed for more than 4,000 yards, threw 25 or more touchdowns and recorded a season passer rating of 100.0-plus, joining Super Bowl MVP Drew Brees, Brett Favre, Aaron Rodgers and Ben Roethlisberger. Rivers' passer rating was the NFL's third-highest in '09, and four times — tied with Favre for most in the NFL — Rivers posted a single-game passer rating of 130.0 or better. He also led the NFL with four such games in 2008 and is the only quarterback in franchise history to ever record four or more 130.0-plus rated games in a season.

Rivers begins 2010 with a streak of 14 consecutive games with a touchdown pass, including playoffs. He was sensational during the team's 11-game winning streak in '09 as the team went from 3.5 games behind Denver to an AFC West title and the No. 2 seed in the AFC Playoffs. During that stretch, Rivers completed 69.0% of his passes (209 of 303) for 2,735 yards and a rating of 112.0 while throwing 21 touchdown passes and only six interceptions. His passer rating over those 11 weeks was the highest in the NFL and his completion percentage was third.

The team's starting quarterback since 2006, Rivers led the Chargers to four straight AFC West titles, a 20-4 mark in AFC West play, a career record of 49-22 (.690) as a starter (including playoffs), an even more impressive 28-8 (.778) record at Qualcomm Stadium, and an 18-0 record in the month of December. Rivers is also the team's career record-holder for regular-season completion percentage (63.1) and passer rating (95.8).

Ball security has been a trademark of Rivers' career. In '09 he threw only nine regular-season interceptions in 486 passing plays, and twice during the season, he went four full games without throwing an interception (streaks of 143 and 118 passes). With 64 regular-season starts under his belt, Rivers owns the NFL's longest streak of games started to begin a career without throwing three or more interceptions in a game. By comparison, Hall of Fame quarterback Joe Montana had the longest previous streak (57 games).

One of the keys to Rivers' and the Chargers' success in '09 was the team's ability to score inside the red zone. The Chargers closed out the season scoring on 39 of their last

42 red zone possessions (27 TDs and 12 FGs). The team took a knee to run out the clock on one of the three possessions they didn't score. In total, the Chargers scored on 56 of 63 red-zone possessions in 2009 (.889), tied for the third-highest scoring percentage in the NFL.

Rivers' ascent began in 2008 when he topped Fouts' team record for single-season touchdown passes and recorded his first 4,000-yard season. He set a team record and led the league with a season rating of 105.5, and he joined Brees as the only Chargers QBs to finish a season with a rating over 100.0. Cool under pressure, Rivers was the NFL's second-leading passer on third downs (110.7) and in the fourth quarter (111.7). He threw an NFL-best 15 touchdown passes on third down and led the Chargers to an NFL-high 152 points in the fourth quarter. Rivers logged six 300-yard games in '08, the most since Fouts had seven in 1985. He did so after collecting just four in his first two years as the starter. He even did it in back-to-back games, something not done by a Chargers quarterback since 1991. Rivers capped off 2008 with a sensational month of December while leading the Chargers to the playoffs. He went 4-0, improving his career record in December to 14-0 and completed 80-of-121 (66.1%) for 1,054 yards with 11 touchdowns and just one interception. His passer rating for the month, a lofty 120.3, was second in the NFL.

Rivers was acquired by the Chargers in a trade with the New York Giants a little more than an hour into the 2004 NFL Draft. Essentially the Chargers drafted Eli Manning and shipped him to New York, while the Giants drafted Rivers and he landed in San Diego. Rivers spent the better part of his first two years on the sidelines behind Brees. He took over in 2006 and was outstanding from his first start on Sept. 11 in a nationally-televised ESPN Monday Night Football game at Oakland. Rivers led the Chargers to a 27-0 win, going 8-of-11 (.727) for a 133.0 passer rating. Since 1995, it was the second-highest completion percentage and third-highest rating for an NFL quarterback making his first career start in a season opener.

Rivers made the Pro Bowl in 2006 after leading the Chargers to a team-record 14 wins. It included 10 straight wins to close out the season, which the Chargers finished undefeated at home for the first time in team history. That '06 squad scored a team-record 492 points and Rivers achieved some notable marks along the way. He became the first NFL quarterback to lead a team back from 17-point deficits in consecutive weeks. Rivers not only did that, but he did so on the road, leading the Chargers to wins in Cincinnati and Denver in consecutive weeks. During those two wins, Rivers was in the midst of a streak of 19-straight scoring drives that ended in touchdowns without settling for a field goal. That too was a team record and it was the fifth-longest streak in NFL history. Rivers finished the year as the NFL leader in passer rating during the fourth quarter (116.6) and the third and fourth quarters

VETERANS & RETURNING PLAYERS

combined (99.3).

Rivers led the Chargers to the AFC Championship Game in 2007. Including playoffs, the team put together an eight-game winning streak during which Rivers completed 133 of 214 passes (62.1%) for 1,656 yards with 14 TDs and only five INTs for a rating of 98.2, nearly 16 points higher than his cumulative season rating (82.4). Rivers' toughness, both mental and physical, was put on full display in the final weeks of the regular season and the post-season. In an early December victory over Tennessee, Rivers had to leave the game after spraining his knee. He returned during the second half and led the Chargers to a come-from-behind victory in overtime. Rivers continued to play and fought through the final month of the season in severe pain. A different knee injury in the Bolts' Divisional Playoff game in Indianapolis also sent him to the sideline, but Rivers refused to let it end his season. He had an arthroscopic procedure to repair a torn ACL on Monday following the Chargers' playoff victory over the Colts and just six days later started and took every snap in the AFC Championship Game on a cold day in New England.

Rivers has always been a winner. Since his junior season at Athens High School in 1998, his first as a starting QB, Rivers has never had a losing record. He went 11-2 (1998) and 10-3 (1999) at Athens; 8-4 (2000), 7-5 (2001), 11-3 (2002) and 8-5 (2003) at North Carolina State, and 14-2 (2006), 11-5 (2007), 8-8 (2008) and 13-3 (2009) with the Chargers. Rivers' collegiate totals at N.C. State included a 3-1 mark in bowl games. He was a five-time MVP in bowl games, including the 2004 Senior Bowl.

Rivers and his wife Tiffany have five children, four girls and a boy, and make their year-round home in San Diego. They recently launched a nonprofit foundation, "Rivers of Hope," a three-tiered program whose goal is to help abandoned children find permanent loving homes and provide children in foster care with some semblance of a normal life. The idea for the foundation was sparked after Rivers participated in a calendar photo shoot for San Diego County Adoption Agency a couple of years back. It was the first time Rivers interacted with foster kids and he was clearly

touched by the constant change the children had to endure when moving from foster home to foster home.

Rivers is also part-owner of D1 Sports Training and Therapy, a training and rehabilitation center in Huntsville, Alabama. D1 is a specialized facility that provides its clients with training at a level expected from athletes in NCAA Division I sports.

Rivers grew up in Decatur, Alabama, and his dad, Steve, was the head football coach at Decatur High School. As a child, Philip was always around the game and he served as a water boy for Steve's Decatur team. Shortly before Philip was set to enroll at Decatur, Steve took the head coaching job at nearby Athens High School so it was there that Philip ended up playing for his dad. Now the latest Rivers prodigy is set to emerge from Athens as Philip's younger brother, Stephen, is one of the hottest quarterback prospects in the nation. A senior-to-be in 2010, Stephen is drawing interest from some of the top schools in the SEC and the Pac-10.

Perhaps because of the special bond Philip shares with his dad, he has always had a special admiration for coaches. One of his favorites is former college basketball coach Bob Knight. During Rivers' junior season in 2002, the Wolfpack traveled to Texas Tech to face the Red Raiders in an early season football game. While talking to reporters during the week leading up to the game, Rivers mentioned that he wanted to do two things: beat Texas Tech and meet Coach Knight. When Knight caught wind of the story, he made a special trip to greet Rivers and his teammates when they arrived in town for the game. The two spoke and Coach Knight gave Philip a Texas Tech basketball sweater that Rivers still wears today. Rivers also won the game, leading the Wolfpack to a thrilling 51-48 overtime win over the Red Raiders. Coincidentally, Rivers and Coach Knight had a chance to reunite in April 2007 when Philip was invited to throw out the first pitch before a San Diego Padres game at Petco Park. Knight happened to be at the game that night as a guest of the Padres and he and Philip spoke briefly before the game.

TRANSACTION HISTORY: Drafted in first-round (4) by NYG, April 24, 2004...traded to Chargers, April 24, 2004...signed six-year contract, Aug. 24, 2004...signed six-year extension thru 2015, Aug. 24, 2009.

2009: Pro Bowl, Dallas Morning News' NFL MVP, Chargers MVP...Game Ball Sept. 14 at OAK after engineering GW

TD drive of 89 yards in nine plays over final 2:30 4Q...completed 6-of-7 for 79 yards for 10th-career 4Q come-from-behind victory...was one of two 4Q TD drives...finished 4Q with 144.4 rating...career-high 436 yards vs. BAL Sept. 20, tying Fouts, who was at stadium working as analyst for CBS, for fourth-best passing game in team history...included career-long 81-yard 1Q TD pass to Darren Sproles for ninth-longest pass play in team history...Oct. 25 at KC, throws career TDs 86-88 for third on team's all-time TD passes list...included 58-yarder to Sproles...Nov. 1 vs. OAK, streak of 143 passes w/o INT halted off tipped pass...first INT since Sept. 20, four-plus games...**Game Ball** after GW 18-yard TD to Vincent Jackson with 0:21 in 4Q for 21-20 win at NYG Nov. 8...11th-career 4Q GW TD drive...GW drive went eight plays, 80 yards and 1:46. **Game Ball** Nov. 15 vs. PHI after completing career-high 80.0% and posting 131.8 rating...



December AFC Offensive POM...Game Ball after season-high 140.8 passer rating Dec. 6 at CLE...373 yards and two TDs vs. Browns. **Game Ball** Dec. 13 at DAL...100th career TD pass (14 yards to Antonio Gates) to tie as NFL's eighth-fastest to 100. **Game Ball** after leading GW 46-yard FG drive in 0:51 Dec. 20 vs. CIN...GW FG was 52 yards...308 yards passing and three TDs vs. Bengals...OAK win at DEN minutes later clinches fourth-straight AFC West title. **Game Ball** Dec. 25 at TEN after clinching No. 2 seed in playoffs and surpassing 4,000 yards for season...132.1 rating vs. Titans for fourth 130-plus game of season...DNP in Pro Bowl (injury). **2008: Pro Bowl first- alternate...Chargers Offensive POY and co-MVP...Chargers Sept. Alumni Offensive POM**...season-high 377 yards Sept. 14 at DEN...**Fed Ex Air NFL POW** after 48-29 victory vs. NYJ on ESPN's MNF Sept. 22...first pass INT and returned for TD, but completed next 19 of 24 for 250 yards and three TDs. **Fed Ex Air NFL POW** vs. NE on NBC's SNF Oct. 12...first-career 300-yard game (306) at Qualcomm Stadium and season-high passer rating (141.9)...two second-half TD passes in 20-19 win over KC Nov. 9...316 yards vs. Chiefs for first back-to-back 300-yard games by Charger since John Friesz (1991)...led GW 14-play, 94-yard drive in 8:28, going 8-of-8 for 75 yards...no TDs Nov. 16 at PIT, ending 16-game streak, tied with John Hadl for third-longest in team history...**December AFC Offensive POM...Offensive**



VETERANS & RETURNING PLAYERS





POW by AFC and SI.com after 22-21 win Dec. 14 at KC...rallied team from 21-10 deficit in final 4:55 of 4Q, going 19 of 25 for 199 yards with two TDs and no INTs while directing TD drives of 89 and 61 yards...GW TD to Jackson (10 yards) 0:36 left...**ESPN.com Game Ball** after career-high four TDs in 41-24 win at TB Dec. 21...rallied team from 24-20 4Q deficit with TD passes of five and 32 yards...clinched third-straight AFC West title in 52-21 win over DEN Dec. 28...rallied Chargers from 17-14 deficit in 4Q of Wild Card vs. IND to 23-17 OT win...directed game-tying FG drive late in 4Q and GW TD drive on first series of OT...308 yards and three TDs in Jan. 11 Divisional Playoffs at PIT. **2007: Chargers co-Most Inspirational Player**...completed first 15 passes Sept. 23 at GB, tying Fouts' team record...16th intentionally thrown away thru back of end zone...**AFC Offensive POW and FedEx Air NFL POW** after season-best 151.4 passer rating Oct. 7 at DEN...first-career rushing TD and perfect 8-of-8 for 160 yards and two TDs (158.3) in 3Q vs. Broncos...**Game Ball** after three TDs Nov. 25 vs. BAL...injured (knee) 2Q at TEN Dec. 9, but returned in 3Q and threw two 4Q TD passes to lead OT come-from-behind victory...brought team back from 17-3 deficit in 4Q, capping 80-yard game-tying drive with TD to Gates with 0:09 in 4Q...**Game Ball** after 292 yards in Jan. 6 Wild Card win vs. TEN...25-yard TD to Jackson in 3Q gave Chargers first lead of game...4-of-4 for 55 yards on TD drive and 9-of-10 for 137 yards and TD (152.1) in 3Q...left Jan. 13 Divisional Playoff win at IND on last play 3Q after hurting knee while throwing screen pass to Sproles for 56-yard TD catch-and-run, putting Bolts up, 21-17...started and played entire AFC Championship Game Jan. 20 at NE with torn ACL in right knee. **2006: Pro Bowl...Chargers Offensive POY...Chargers Alumni POW** after 40-7 win over TEN Sept. 17...**SI "Who's Hot"** after 23-13 win over defending SB



Champ Steelers Oct. 8...**AFC Offensive POW and FedEx Air NFL POW** after 334 yards and two TDs at SF Oct. 15...first-career 300-yard game...13 straight comp. in first half equaled third-most in team history...during comp. streak, racked up 195 yards and two TDs, including 57-yarder to Gates and 33-yarder to Jackson...completed 14 of first 15...lone incomplete intentionally thrown away...led four scoring drives in game w/o incompleting, including three TD drives...9-of-10 for 142 yards and TD on third downs...**NBC Football Night in America Player of Day and SI.com Offensive POW** after 337 yards and three TDs in 49-41 come-from-behind win at CIN Nov. 12, including first-half deficits of 21-0 and 28-7...led squad to team-record 42 points in second half...three TD passes in second half...19-of-25 for 291 yards and three TDs after falling behind 21-0 and three INC were throwaways...6-of-6 on TDs inside red zone...8-of-8 for 93 yards and TD (154.7) on 3rd downs in second half...led Chargers from 17-point deficit in 35-27 win at DEN Nov. 19...battled back after INT returned 31 yards for TD to give DEN 24-7 lead...led early 99-yard drive, Bolts' longest since Nov. 25, 2001... fourth pass of game INT, ending streak of 125 consecutive passes w/o INT, then longest active streak in NFL...was first INT since Oct. 22 at KC...picture-perfect 37-yard GW TD pass to Jackson in rain with 0:29 in 4Q Dec. 24 at SEA...despite foot sprain, season-high 79.2 pct. vs. ARI Dec. 31...9 of 10 for 135 yards and two TDs (158.3) in 2Q...played thru foot sprain in Jan. 14 playoffs vs. NE...DNP in Pro Bowl (foot). **2005:** Took over for Drew Brees (injured) in 2Q of Dec. 31 season finale vs. DEN...led team on 10-play, 69-yard TD drive on first series. **2004:** Played second half vs. KC Jan. 2 and threw first-career TD pass to Malcolm Floyd.

COLLEGE: second all-time in NCAA with 13,484 yards and tied for fifth with 95 TDs...five-time bowl MVP, including '04 Senior Bowl...seventh in Heisman voting as senior...34-17 as starter with NCAA-record 51 career starts...school and ACC records for attempts (1,710), completions (1,147), TDs responsible for (112), 300-yard games (18) and 400-yard games (7)...seventh QB in NCAA and first in ACC with three 3,000-yard seasons...2003 ACC POY and first-team All-ACC after led NCAA with 72.0% completions and 170.5 rating, while second in yards (4,491) and total offense (353.9 ypg)... MVP of '03 Tangerine Bowl...career-high 475 yards and school-record tying five TDs in 56-26 win over Kansas...second-team All-ACC as junior...Award of Distinction" from Columbus TD Club...co-Governor's Award as team MVP...MVP of '02 Gator Bowl win vs. Notre Dame...CNN/SI National POW for five-TDs vs. Navy in '02...honorable mention All-ACC as soph. and MVP of Citrus Bowl...ACC ROY and Academic All-ACC in '00...Newcomer of Year by ABC Sports...Freshman of Year by Football News and Columbus TD Club...MVP of '00 Micron PC Bowl...ACC POW once, ACC Offensive Back of Week twice and league-record ACC Rookie of Week eight times...played at NC State from 2000-03...degree in business.

PERSONAL: Born in Decatur, Alabama...Alabama Player of Year as senior at Athens High School.



Rivers was invited to throw out the first pitch before the San Diego Padres 2010 home opener against the Atlanta Braves at Petco Park. Rivers also threw out the first pitch during a game in 2007.
Photo: San Diego Padres.

VETERANS & RETURNING PLAYERS

Regular Season

Year	Team	G-S	Passing				TD	Int.	Sacks-		Pass Rating	Rush		TD
			Att.-Comp.	Yards	Pct.	Long			Lost	Att.-Yds		Long		
2004	San Diego	2-0	8-5	33	62.5	1	0	13t	0-0	110.9	4-(-5)	0	0	
2005	San Diego	2-0	22-12	115	54.5	0	1	22	3-16	50.4	1-(-1)	-1	0	
2006	San Diego	16-16	460-284	3,388	61.7	22	9	57t	27-144	92.0	48-49	15	0	
2007	San Diego	16-16	460-277	3,152	60.2	21	15	49t	22-163	82.4	29-33	10	1	
2008	San Diego	16-16	478-312	4,009	65.3	34	11	67	25-151	105.5	31-84	11	0	
2009	San Diego	16-16	486-317	4,254	65.2	28	9	81t	25-167	104.4	26-50	15	1	
Totals		68-64	1,914-1,207	14,951	63.1	106	45	81t	102-641	95.8	139-210	15	2	

Postseason

Year	Team	G-S	Passing				TD	Int.	Sacks-		Pass Rating	Rush		TD
			Att.-Comp.	Yards	Pct.	Long			Lost	Att.-Yds		Long		
2006	San Diego	1-1	32-14	230	43.8	0	1	58	3-26	55.5	3-3	2	0	
2007	San Diego	3-3	86-52	767	60.5	4	4	56t	2-14	85.8	4-(-2)	1	0	
2008	San Diego	2-2	74-41	525	57.7	3	2	62t	8-60	83.4	2-13	12	0	
2009	San Diego	1-1	40-27	298	67.5	1	2	37	2-15	76.9	3-4	3	1	
Totals		7-7	232-134	1,820	57.8	8	9	62t	15-115	78.2	12-18	12	1	

Single-game Highs

Attempts — 48 at Kansas City Dec. 14, 2008
 Completions — 34 at Kansas City Dec. 14, 2008
 Yards — 436 vs. Baltimore Sept. 20, 2009
 Passing Touchdowns — 4 at Tampa Bay Dec. 21, 2008
 Interceptions — 2 (13x) Last: vs. Cincinnati Dec. 20, 2009
 Long — 81t vs. Baltimore Sept. 20, 2009
 Long Touchdown — 81t vs. Baltimore Sept. 20, 2009
 Completion Percentage — .800 vs. Philadelphia Nov. 15, 2009
 Passer Rating — 151.4, at Denver Oct. 7, 2007

Postseason Single-game Highs

Attempts — 40 vs. New York Jets Jan. 17, 2010
 Completions — 27 vs. New York Jets Jan. 17, 2010
 Yards — 308 at Pittsburgh, Jan. 11, 2009
 Passing Touchdowns — 3 (2x) Last: at Pittsburgh Jan. 11, 2009
 Interceptions — 2 (2x) Last: vs. New York Jets Jan. 17, 2010
 Long — 62t at Pittsburgh, Jan. 11, 2009
 Long Touchdown — 62t at Pittsburgh, Jan. 11, 2009
 Completion Percentage — .737 at Indianapolis Jan. 13, 2008
 Passer Rating — 133.2 at Indianapolis, Jan. 13, 2008

2009 Game-By-Game Passing

Date	Opponent	Att.-Comp.	Yards	Pct.	TD	Int.	Long	Sacks-Lost	Rating	TD Passes
09/14	at Oakland*	36-24	252	66.7	1	1	25	3-12	84.5	15t
09/20	Baltimore*	45-25	436	55.6	2	2	81t	2-15	85.0	81t, 35t
09/27	Miami*	33-18	303	54.5	0	0	55	2-17	85.8	
10/04	at Pittsburgh*	36-21	254	58.3	3	0	30t	3-19	107.9	3t, 30t, 13t
10/19	Denver*	33-20	274	60.6	1	0	25	5-36	97.3	3t
10/25	at Kansas City*	30-18	268	60.0	3	0	58t	0-0	122.6	3t, 10t, 58t
11/01	Oakland*	25-16	249	64.0	1	1	53	1-3	93.6	8t
11/08	at New York Giants*	36-24	209	66.7	3	2	29	2-17	86.5	10t, 2t, 18t
11/15	Philadelphia*	25-20	231	80.0	2	0	22	2-19	131.8	20t, 20t
11/22	at Denver*	22-17	145	77.3	1	0	24	0-0	109.1	2t
11/29	Kansas City*	28-21	317	75.0	2	0	53	0-0	135.6	19t, 15t
12/06	at Cleveland*	25-18	373	72.0	2	0	66t	1-8	140.8	66t, 31t
12/13	at Dallas*	32-21	272	65.6	1	1	39	1-4	89.6	14t
12/20	Cincinnati*	38-24	308	63.2	3	2	36	2-12	92.9	3t, 21t, 34t
12/25	at Tennessee*	27-21	264	77.8	2	0	36t	1-5	132.1	36t, 3t
01/03	Washington*	15-9	99	60.0	1	0	25	0-0	101.8	12t
TOTALS		486-317	4254	65.2	28	9	81t	25-167	104.4	
1/17	New York Jets*+	40-27	298	67.5	1	2	37	2-15	76.9	13t

The Comeback Kid

Philip Rivers has directed 11 fourth-quarter comeback victories, including two on the road in 2009.

Date	Opponent	Fourth-Quarter Deficit	Final Score
11/12/06	at Cincinnati	Trailed, 38-28	Won, 49-41
11/19/06	at Denver	Trailed, 27-21	Won, 35-27
11/26/06	vs. Oakland	Trailed, 14-7	Won, 21-14
12/24/06	at Seattle	Trailed, 14-13	Won, 20-17
12/09/07	at Tennessee	Trailed, 17-3	Won, 23-17 (OT)
09/28/08	at Oakland	Trailed, 15-3	Won, 28-18
12/14/08	at Kansas City	Trailed, 21-10	Won, 22-21
12/21/08	at Tampa Bay	Trailed, 24-20	Won, 41-24
01/03/09	Indianapolis^	Trailed, 17-14	Won, 23-17 (OT)
09/14/09	at Oakland	Trailed, 20-17	Won, 24-20
11/08/09	at New York Giants	Trailed, 20-14	Won, 21-20

^AFC Wild Card Playoffs





2008 Game-By-Game Passing

Date	Opponent	Att.-Comp.	Yards	Pct.	TD	Int.	Long	Sacks-Lost	Rating	TD Passes
09/07	Carolina*	27-17	217	630	3	0	44t	1-6	125.1	44t, 24t, 5t
09/14	at Denver*	33-21	377	636	3	1	67	1-1	120.4	48t, 15t, 66t
09/22	New York Jets*	25-19	250	760	3	1	60	0-0	130.0	1t, 27t, 6t
09/28	at Oakland*	25-14	180	560	1	2	26	4-26	58.8	9t
10/05	at Miami*	28-13	159	464	1	0	42	2-17	76.3	17t
10/12	New England*	27-18	306	667	3	0	59	0-0	141.9	49t, 4t, 1t
10/19	at Buffalo*	29-22	208	759	2	1	23	2-17	103.8	14t, 12t
10/26	at New Orleans*	40-25	341	625	3	1	32	0-0	104.3	12t, 12t, 14t
11/09	Kansas City*	36-27	316	750	2	2	31	2-8	96.5	5t, 8t
11/16	at Pittsburgh*	26-15	164	577	0	2	26	2-12	44.4	
11/23	Indianapolis*	31-24	288	774	2	0	39t	2-14	126.8	39t, 1t
11/30	Atlanta*	30-17	149	567	0	0	18	3-18	70.0	
12/04	Oakland*	22-10	214	455	3	0	59t	0-0	120.1	59t, 8t, 18t
12/14	at Kansas City*	48-34	346	708	2	1	42	3-20	96.4	4t, 10t
12/21	at Tampa Bay*	31-21	287	677	4	0	32t	1-7	136.7	11t, 15t, 5t, 32t
12/28	Denver*	20-15	207	750	2	0	37	2-5	141.0	12t, 13t
Totals	478-312	4009	653	34	11	67	25-151	105.5		
01/03	Indianapolis**	36-20	217	556	0	1	30	4-27	61.9	
01/11	at Pittsburgh**	35-21	308	600	3	1	62t	4-33	105.4	41t, 4t, 62t
Totals	71-41	525	577	3	2	62t	8-60	83.4		

2007 Game-By-Game Passing

Date	Opponent	Att.-Comp.	Yards	Pct.	TD	Int.	Long	Sacks-Lost	Rating	TD Passes
09/09	Chicago*	31-22	190	710	0	1	20	3-21	73.3	
09/16	at New England*	30-19	179	633	2	2	22	3-30	74.2	1t, 12t
09/23	at Green Bay*	36-27	306	750	3	1	27t	2-15	116.2	27t, 9t, 21t
09/30	Kansas City*	42-21	211	500	0	2	39	1-11	44.8	
10/07	at Denver*	18-13	270	722	2	0	45	0-0	151.4	9t, 15t
10/14	Oakland*	21-14	156	667	0	1	28	0-0	68.8	
10/28	Houston*	11-7	130	636	3	0	49t	1-2	143.9	49t, 31t, 14t
11/04	at Minnesota*	42-19	197	452	0	1	22	1-10	49.4	
11/11	Indianapolis*	24-13	104	542	0	2	19	2-18	30.6	
11/18	at Jacksonville*	40-22	309	550	1	2	44	0-0	67.6	24t
11/25	Baltimore*	35-25	249	714	3	0	35t	0-0	119.8	35t, 5t, 25t
12/02	at Kansas City*	21-10	157	476	1	1	40	3-18	68.9	38t
12/09	at Tennessee*	40-21	228	525	2	2	29	4-28	65.4	7t, 2t
12/16	Detroit*	21-14	142	667	1	0	28	0-0	101.7	1t
12/24	Denver*	25-17	189	680	1	0	30	1-3	103.6	14t
12/30	at Oakland*	23-13	135	565	2	0	21	1-7	102.6	7t, 19t
Totals	460-277	3152	602	21	15	49t	22-163	82.4		
01/06	Tennessee**	30-19	292	633	1	1	39	1-10	92.6	25t
01/13	at Indianapolis**	19-14	264	737	3	1	56t	0-0	133.2	14t, 30t, 56t
01/20	at New England**	37-19	211	514	0	2	21	1-4	46.1	
Totals	86-52	767	605	4	4	56t	2-14	85.8		

2006 Game-By-Game Passing

Date	Opponent	Att.-Comp.	Yards	Pct.	TD	Int.	Long	Sacks-Lost	Rating	TD Passes
09/11	at Oakland*	11-8	108	727	1	0	38	0-0	133.9	4t
09/17	Tennessee*	35-25	235	714	1	0	28	0-0	99.1	12t
10/01	at Baltimore*	22-13	145	591	1	1	31t	1-11	75.0	31t
10/08	Pittsburgh*	37-24	242	649	2	1	25	4-20	90.1	9t, 22t
10/15	at San Francisco*	39-29	334	744	2	0	57t	0-0	116.8	57t, 33t
10/22	at Kansas City*	43-25	266	581	2	1	37t	4-15	82.1	1t, 37t
10/29	St. Louis*	23-15	206	652	1	0	27	1-3	108.2	25t
11/05	Cleveland*	28-19	211	679	0	0	28	3-20	90.0	
11/12	at Cincinnati*	36-24	338	667	3	0	46t	3-14	124.5	46t, 9t, 5t
11/19	at Denver*	26-19	222	731	2	2	51t	1-5	92.1	51t, 5t
11/26	Oakland*	31-14	133	452	0	1	27	1-2	44.2	
12/03	at Buffalo*	29-17	160	586	1	0	26	3-22	85.4	11t
12/10	Denver*	23-15	279	652	2	0	55	1-3	136.0	12t, 7t
12/17	Kansas City*	23-8	97	348	0	2	46	2-9	12.4	
12/24	at Seattle*	30-10	181	333	2	0	38	1-9	77.2	9t, 37t
12/31	Arizona*	24-19	231	792	2	1	33t	2-11	117.2	33t, 14t
Totals	460-284	3388	617	22	9	57t	27-144	92.0		
01/14	New England**	32-14	230	438	0	1	58	3-26	55.5	

* Denotes starter

+ Denotes postseason game

VETERANS & RETURNING PLAYERS



5

MIKE SCIFRES

Punter
6-2, 221
8th NFL Season
8th with Chargers

Western Illinois
Draft 5 - '03
Destrehan HS
Destrehan, La.

Mike Scifres (SIGH-fres) is one of the NFL's top punters of all-time. His high punts and pinpoint accuracy are rarely returned by the opposition and he's a master at landing them inside the 20 without allowing touchbacks. Scifres possesses incredible leg strength and flexibility that he credits to both weightlifting and Pilates.

It was almost a fluke that Scifres ended up with the Chargers. It happened to be on a recommendation from Kyle Smith, the son of Chargers General Manager A.J. Smith. Kyle, then a freshman punt returner at Youngstown State had returned punts against Scifres, who then played for Missouri Valley Conference foe, Western Illinois. Less than a year after fielding the call from Kyle and despite having a Pro Bowl punter on the roster in Darren Bennett, Smith drafted Scifres in the fifth round in 2003.

Drafting Scifres proved to be a savvy move for Smith. Scifres has been a first-alternate for three of the last four Pro Bowls and was voted a member of the Chargers' 50th Anniversary All-Time Team.

The franchise's all-time leader in punting average (44.2), Scifres was solid in 2009 despite grinding through nearly the entire season with a torn groin muscle that required postseason surgery. Despite the constant discomfort, he still landed 23 of his 52 punts inside the 20 (44.2%), and only two went for touchbacks, tied for the league low.

Scifres had come into 2009 off one of the best statistical years of his career in 2008 when set a team record and ranked third in the league in net punting average (40.9), and in seven games allowed zero or negative punt return yards. He had only five touchbacks in 51 punts (9.8%) and landed 19 of 51 inside the 20. Among players with 40-or-more punts, only two others allowed fewer than Scifres' 146 return yards and only five teams had more than 15 punt return yards against the Chargers all season.

Scifres cemented his resume as one of the NFL's top punters during a record-breaking night in a 2008 AFC Wild Card Playoff win over Indianapolis. Scifres landed all six of his punts inside the 20, the highest number and percentage of punts landed inside the 20 during a playoff game in NFL history. He also averaged a playoff-record 51.7 net yards per punt (min. 5 punts) as the Colts managed just six punt return yards for the game. As a result, they were forced to start drives at their own 10, 19, 3, 7, 9 and 1-yard lines following punts. Scifres' last may have been his best, a kick that rolled out of bounds at the 1-yard line, setting the stage for the Chargers' late fourth-quarter comeback.

It wasn't the first time Scifres experienced postseason success against Indianapolis. In 2007, Scifres helped send the Chargers to the AFC Championship Game with another dominating performance vs. the Colts. In a Divisional Playoff game at the RCA Dome, Scifres set a team postseason record averaging 59.0 yards per punt. But more importantly, he saved his best for last, hitting a postseason team-record 66-yarder with the Bolts backed up at their own 14-yard line and only 1:42 left in the fourth quarter. Kicking from his own goal line, Scifres punt was fielded at the Colts' 20. That punt lit a fire on the Chargers' sideline and its defense promptly went out and ended the Colts' season on downs four plays later, sending the Chargers on.

One of the beneficiaries of Scifres' success has been the Ronald McDonald House Charities in San Diego. Since



2008, fans have been able to make pledges to the Ronald McDonald House based on the number of punts inside the 20 that Scifres lands, and fans who made donations were entered into a drawing for a chance to win prizes. Scifres has also served as a spokesperson and made personal appearances on behalf of Ronald McDonald House Charities. The RHMC provides a comfortable place to stay for families whose children face and are being treated for life-threatening illnesses.

Scifres is one of the team's most active players in the community. He regularly participates in events that benefit Rady Children's Hospital, including an annual Teddy Bear Drive during the holidays, and in February he co-hosted an event to benefit St. Michael's Center City Schools.

Scifres went to high school in Destrehan, Louisiana, not far from New Orleans. One of his teammates in high school was Baltimore Ravens' safety Ed Reed. Funny enough, but Reed was the team's punter at the time and because of that Scifres was relegated to kickoffs, field goals and extra points. Few would've guessed that Scifres would turn out to be such a special player. Scifres and Reed have remained friends and exchange text messages several times throughout the season.



Scifres is one of the team's best golfers. He plays regularly with his special teams mates David Binn and Nate Kaeding. Scifres likes to play golf in exotic locales like Hawaii and Mexico. He currently plays to a 15 handicap.

TRANSACTION HISTORY: Fifth-round pick (149), April 27, 2003...signed, July 19...signed four-year contract extension through 2011, Nov. 3, 2005.

2009: Pro Bowl third-alternate...USA Today All-Joe... Game Ball after best-ever game at KC Oct. 25...49.0 average on four punts, forcing three FCs and allowing only one PR for 44.8 net...**Game Ball** after Dec. 13 win at DAL...buried con-

secutive punts at four and one during pivotal 3Q. **2008: Pro Bowl first-alternate...USA Today All-Joe...season-long 65-yarder Sept. 28 at OAK...50.5 net Oct. 5 at MIA was career-high in games with multiple punts...only 1-PR yards Nov. 9 vs. KC for higher net (44.3) than gross (44.0)...SI.com Special Teams POW** after team postseason and NFL Playoff record six 1-20 in Jan. 5 Wild Card vs. IND...52.7 average was third-highest in game in team playoff history and 51.7-net was



VETERANS & RETURNING PLAYERS





SAN DIEGO CHARGERS

Mike Scifres, *continued*

NFL postseason record (min. 5 att.)...set stage for late 4Q comeback by having final punt (52 yards) roll OB at one...first-ever NFL punt returned for TD in Jan. 11 AFC Divisional Playoff game at PIT. **2007: USA Today All-Joe...Pro Bowl first-alternate**...first-career block by DEN's Tony Scheffler Oct. 7...**AFC Special Teams POW** after 50.2 net vs. HOU Oct. 28...5-of-5 I-20 vs. Texans to run streak of consecutive I-20 to nine...season-long 70-yarder vs. BAL Nov. 25...early 4Q Dec. 9 vs. TEN, 39-yarder downed at one...led to three-and-out by defense and TD by offense...in OT, 51-yarder downed at two...it too was followed by three-and-out and GW TD drive...vs. DEN Dec. 24 on MNF, handled KOs for Nate Kaeding (injury)...Jan. 13 Divisional Playoffs at IND, new team postseason record 59.0 ypp...hit postseason team-record 66-yarder from own 14-with 1:42 left in 4Q...no PR yards allowed in AFC Championship Game at NE. **2006: Pro Bowl first-alternate**...season-long 71-yarder, Oct. 1 at BAL...last punt, in 4Q Dec. 3 at BUF went for TB for only second TB of season (Oct. 1 at Baltimore)...ended streak of 38 consecutive without TB...career-high 10 punts in rainy Dec. 24 game at SEA...tied team playoff record with seven punts in Divisional Playoffs vs. NE...five I-20 tied John Kidd's then team playoff record. **2005: Pro Bowl second-alternate**...season-high 57.5 ypp vs. NYJ Nov. 6...season-long 71-yarder in ESPN SNF

game vs. OAK Dec. 4. **2004: Pro Bowl first-alternate. first-team All-Pro by SI and SI.com...Chargers Special Teams POY**...one PR for one yard and two FC by All-Pro returner Dante Hall Nov. 28 at KC...Dec. 5 vs. DEN, first TB since Sept. 26 at DEN, ending 36 consecutive punts without...23 of 36 during stretch landed I-20...**Chargers Alumni POW** after TB game Dec. 12...Jan. 2 vs. KC, threw INT as holder on botched FGA. **2003:** Handled KOs Wks 4, 7, 12-14 and 16.

COLLEGE: I-AA All-America as soph and senior ...three-time first-team all-conference...only 1-AA punter named finalist for '02 Ray Guy Award...second in nation with 48.0 avg. as senior...National POW four times by *Football Gazette* and Special Teams POW for Gateway Conference twice as senior...conference and Sports Network POW three times as soph...I-AA Special Teams POW after school and conference-record 89-yard punt vs. SW Missouri in '00...school-record 56-yard FG vs. Northern Iowa as time expired in 44-41 win for '00 conference title...was first-career FGA...All-Newcomer as redshirt frosh in '99...played at Western Illinois from 1998-02...communications and broadcasting degree

PERSONAL: Born in Metairie, Louisiana...all-district selection at Destrehan (La.) HS...lettered in football, soccer and baseball.

Regular Season

Year	Team	G-S	No.-Yards	Avg.	Net Avg.	TB	In-20	Long	Blk.	Opp. Ret.-Yds.	Special Teams Tackles
2003	San Diego	6-0	0-0	0.0	0.0	0	0	0	0	0-0	1
2004	San Diego	16-0	69-2,974	43.1	38.4	8	29	60	0	23-164	1
2005	San Diego	16-0	71-3,104	43.7	38.0	8	25	71	0	26-244	2
2006	San Diego	16-0	69-2,893	41.9	38.2	2	35	71	0	27-216	0
2007	San Diego	16-0	81-3,735	46.1	39.6	9	36	70	1	29-311	0
2008	San Diego	16-0	51-2,332	45.7	40.9	5	19	67	0	23-146	1
2009	San Diego	16-0	52-2,342	45.0	39.2	2	23	65	0	23-265	0
Totals		102-0	393-17,380	44.2	39.0	34	167	71	1	151-1,346	5

(also 0-2 passing with one interception and one rush for -7 yards)

Postseason

Year	Team	G-S	No.-Yards	Avg.	Net Avg.	TB	In-20	Long	Blk.	Opp. Ret.-Yds.	Special Teams Tackles
2004	San Diego	1-0	5-182	36.4	36.4	0	1	42	0	0-0	0
2006	San Diego	1-0	7-256	36.6	36.6	0	5	51	0	1-0	0
2007	San Diego	3-0	12-530	44.2	37.4	1	4	66	0	5-61	0
2008	San Diego	2-0	12-599	49.9	43.3	0	7	67	0	4-79	0
2009	San Diego	1-0	6-297	49.5	43.8	0	3	60	0	3-34	0
Totals		8-0	42-1,864	44.4	39.8	1	20	67	0	13-174	0

Single-game Highs

Punts — 10 at Seattle Dec. 24, 2006
 Punt Yards — 439 at Minnesota Nov. 4, 2007
 Punt Long — 71 (2x) Last: at Baltimore Oct. 1, 2006
 Punt Average — 57.5 at New York Jets Nov. 6, 2005
 Inside 20 — 5 (2x) Last: at Minnesota Nov. 4, 2007

Postseason Single-game Highs

Punts — 7 vs. New England Jan. 14, 2007
 Punt Yards — 316 vs. Indianapolis Jan. 3, 2009
 Punt Long — 67 vs. Indianapolis Jan. 3, 2009
 Punt Average — 59.0 at Indianapolis Jan. 13, 2008
 Inside 20 — 6 vs. Indianapolis Jan. 3, 2009

2009 Game-By-Game Punting

Date	Opponent	No.-Yards	Avg.	Net Avg.	TB	In-20	Long	Blk.	Opp. Ret.-Yds.
09/14	at Oakland	5-265	53.0	45.8	0	1	65	0	3-36
09/20	Baltimore	2-75	37.5	37.5	0	1	41	0	0-0
09/27	Miami	2-85	42.5	38.0	0	1	49	0	1-9
10/04	at Pittsburgh	6-291	48.5	43.8	0	4	63	0	4-28
10/19	Denver	3-151	50.3	24.7	0	0	57	0	3-77
10/25	at Kansas City	4-196	49.0	44.8	0	2	63	0	1-17
11/01	Oakland	3-125	41.7	38.7	0	2	56	0	1-9
11/08	at New York Giants	5-184	36.8	34.2	0	3	47	0	1-13
11/15	Philadelphia	4-200	50.0	46.8	0	2	61	0	3-13
11/22	at Denver	3-132	44.0	34.0	1	0	52	0	1-10
11/29	Kansas City	3-129	43.0	42.3	0	1	47	0	1-2
12/06	at Cleveland	1-49	49.0	49.0	0	1	49	0	1-0
12/13	at Dallas	3-126	42.0	35.3	1	2	50	0	0-0
12/20	Cincinnati	4-160	40.0	38.3	0	1	44	0	1-7
12/25	at Tennessee	1-29	29.0	29.0	0	0	29	0	0-0
01/03	Washington	3-145	48.3	33.7	0	2	53	0	2-44
Totals		52-2342	45.0	39.2	2	23	65	0	23-265
01/17	New York Jets+	6-297	49.5	43.8	0	3	60	0	3-34

VETERANS & RETURNING PLAYERS

VETERANS & RETURNING PLAYERS

2008 Game-By-Game Punting

Date	Opponent	No.-Yards	Avg.	Net Avg.	TB	In-20	Long	Blk.	Opp. Ret.-Yds.
09/07	Carolina	5-238	47.6	40.4	1	2	63	0	3-16
09/14	at Denver	1-52	52.0	46.0	0	0	52	0	1-6
09/22	New York Jets	1-48	48.0	48.0	0	1	48	0	0-0
09/28	at Oakland	4-222	55.5	42.0	1	0	65	0	3-34
10/05	at Miami	6-335	55.8	50.5	0	3	67	0	4-32
10/12	New England	3-118	39.3	32.7	1	1	46	0	0-0
10/19	at Buffalo	3-112	37.3	35.7	0	1	46	0	1-5
10/26	at New Orleans	2-96	48.0	48.0	0	1	49	0	0-0
11/09	Kansas City	3-132	44.0	44.3	0	2	54	0	1(-1)
11/16	at Pittsburgh	2-87	43.5	43.5	0	2	50	0	0-0
11/23	Indianapolis	3-123	41.0	40.0	0	1	45	0	1-3
11/30	Atlanta	4-174	43.5	35.5	0	1	50	0	2-32
12/04	Oakland	5-230	46.0	45.4	0	1	58	0	3-3
12/14	at Kansas City	4-144	36.0	36.0	0	2	45	0	2-0
12/21	at Tampa Bay	4-178	44.5	30.5	2	1	56	0	2-16
12/28	Denver	1-43	43.0	43.0	0	0	43	0	0-0
	Totals	51-2332	45.7	40.9	5	19	67	0	23-146
01/03	Indianapolis+	6-316	52.7	51.7	0	6	67	0	2-6
01/11	at Pittsburgh+	6-283	47.2	35.0	0	1	53	0	2-73
	Totals	12-599	49.9	43.3	0	7	67	0	4-79

2007 Game-By-Game Punting

Date	Opponent	No.-Yards	Avg.	Net Avg.	TB	In-20	Long	Blk.	Opp. Ret.-Yds.
09/09	Chicago	6-244	40.7	40.7	0	1	54	0	1-0
09/16	at New England	5-248	49.6	39.0	2	1	61	0	2-13
09/23	at Green Bay	5-230	46.0	37.8	0	1	61	0	4-41
09/30	Kansas City	4-155	38.8	33.8	1	0	42	0	0-0
10/07	at Denver	2-111	55.5	24.3	1	0	60	1	1-18
10/14	Oakland	4-142	35.5	35.5	0	4	41	0	0-0
10/28	Houston	5-264	52.8	50.2	0	5	63	0	3-13
11/04	at Minnesota	8-439	54.9	45.0	1	5	65	0	4-59
11/11	Indianapolis	5-225	45.0	46.0	0	3	61	0	2(-5)
11/18	at Jacksonville	4-179	44.8	35.3	0	2	63	0	2-38
11/25	Baltimore	4-192	48.0	43.0	1	2	70	0	0-0
12/02	at Kansas City	7-296	42.3	33.6	1	2	63	0	3-41
12/09	at Tennessee	8-382	47.8	41.0	1	2	60	0	3-34
12/16	Detroit	2-103	51.5	41.5	1	1	56	0	0-0
12/24	Denver	5-220	44.0	44.0	0	4	59	0	0-0
12/30	at Oakland	7-305	43.6	35.1	0	3	54	0	4-59
	Totals	81-3,735	46.1	39.6	9	36	70	1	29-311
01/06	Tennessee+	4-163	40.8	37.0	0	2	54	0	2-15
01/13	at Indianapolis+	3-177	59.0	43.7	0	0	66	0	3-46
01/20	at New England+	5-190	38.0	34.0	1	2	49	0	0-0
	Totals	12-530	44.2	37.4	1	4	66	0	5-61

2006 Game-By-Game Punting

Date	Opponent	No.-Yards	Avg.	Net Avg.	TB	In-20	Long	Blk.	Opp. Ret.-Yds.
09/11	at Oakland	5-219	43.8	43.6	0	2	56	0	3-1
09/17	Tennessee	2-77	38.5	38.5	0	2	39	0	0-0
10/01	at Baltimore	5-269	53.8	46.4	1	2	71	0	1-17
10/08	Pittsburgh	3-134	44.7	40.7	0	2	55	0	2-12
10/15	at San Francisco	1-53	53.0	47.0	0	0	53	0	1-6
10/22	at Kansas City	3-121	40.3	40.3	0	1	47	0	0-0
10/29	St. Louis	3-130	43.3	43.3	0	3	55	0	1-0
11/05	Cleveland	6-291	48.5	31.2	0	2	66	0	3-104
11/12	at Cincinnati	5-186	37.2	35.2	0	2	53	0	2-10
11/19	at Denver	3-110	36.7	36.7	0	3	41	0	0-0
11/26	Oakland	5-194	38.8	37.6	0	2	45	0	3-6
12/03	at Buffalo	6-250	41.7	32.0	1	3	50	0	2-38
12/10	Denver	3-133	44.3	45.3	0	2	48	0	1(-3)
12/17	Kansas City	6-173	28.8	27.8	0	3	40	0	2-6
12/24	at Seattle	10-425	42.5	40.6	0	3	59	0	5-19
12/31	Arizona	3-128	42.7	42.7	0	3	55	0	1-0
	Totals	69-2893	41.9	38.2	2	35	71	0	27-216
01/14	New England+	7-256	36.6	36.6	0	5	51	0	1-0

2005 Game-By-Game Punting

Date	Opponent	No.-Yards	Avg.	Net Avg.	TB	In-20	Long	Blk.	Opp. Ret.-Yds.
09/11	Dallas	2-63	31.5	30.5	0	0	45	0	1-2
09/18	at Denver	6-275	45.8	34.8	0	0	54	0	4-66
09/25	at New York Giants	2-85	42.5	43.5	0	0	50	0	1(-2)
10/02	at New England	3-151	50.3	34.3	2	0	53	0	1-8
10/10	Pittsburgh	4-193	48.3	48.3	0	2	52	0	1-0
10/16	at Oakland	7-298	42.6	40.4	0	4	51	0	3-15
10/23	at Philadelphia	7-312	44.6	41.6	1	2	50	0	1-1

VETERANS & RETURNING PLAYERS





Mike Scifres, *continued*

10/30	Kansas City	6-295	49.2	36.8	1	1	55	0	3-54
11/06	at New York Jets	2-115	57.5	40.0	1	0	60	0	1-15
11/20	Buffalo	1-53	53.0	53.0	0	1	53	0	0-0
11/27	at Washington	6-230	38.3	37.8	0	3	54	0	1-3
12/04	Oakland	4-172	43.0	43.0	0	3	71	0	1-0
12/11	Miami	4-139	34.8	29.8	1	3	55	0	0-0
12/18	at Indianapolis	4-167	41.8	35.3	1	2	54	0	1-6
12/24	at Kansas City	6-245	40.8	31.0	0	1	49	0	4-59
12/31	Denver	7-311	44.4	39.1	1	3	56	0	3-17
	Totals	71-3,104	43.7	38.0	8	25	71	0	26-244

2004 Game-By-Game Punting

Date	Opponent	No.-Yards	Avg.	Net Avg.	TB	In-20	Long	Blk.	Opp. Ret.-Yds.
09/12	at Houston	4-156	39.0	32.8	0	0	41	0	2-25
09/19	New York Jets	4-157	39.3	33.8	1	0	51	0	1-2
09/26	at Denver	6-295	49.2	39.2	3	1	59	0	0-0
10/03	Tennessee	4-176	44.0	44.0	0	3	57	0	2-0
10/10	Jacksonville	4-166	41.5	41.3	0	4	48	0	1-1
10/17	at Atlanta	5-217	43.4	40.0	0	2	51	0	1-17
10/24	at Carolina	5-175	35.0	35.0	0	3	40	0	1-0
10/31	Oakland	3-146	48.7	42.7	0	1	60	0	1-18
11/07	New Orleans	1-31	31.0	31.0	0	1	31	0	0-0
11/21	at Oakland	4-173	43.3	41.0	0	3	57	0	2-9
11/28	at Kansas City	3-135	45.0	44.7	0	3	55	0	1-1
12/05	Denver	8-372	46.5	39.9	1	3	60	0	4-33
12/12	Tampa Bay	4-187	46.8	45.5	0	3	50	0	3-5
12/19	at Cleveland	6-233	38.8	28.0	1	0	50	0	2-45
12/26	at Indianapolis	4-199	49.8	38.0	2	1	60	0	1-7
01/02	Kansas City	4-156	39.0	38.8	0	1	41	0	1-1
	Totals	69-2,974	43.1	38.4	8	29	60	0	23-164
01/08	New York Jets+	5-182	36.4	36.4	0	1	42	0	0-0

+ Denotes postseason game



59 BRANDON SILER

Inside Linebacker
6-2, 239
4th NFL Season
4th with Chargers

Florida
Draft 7 - '07
Evans HS
Orlando, Fla.

Siler made a lot of noise in 2009, turning in the best season of his career with a ferocious and bone-jarring style. He tallied career-highs in virtually every statistical category and asserted himself as a force in the Chargers' goal-line defense. This was no more evident than in the Bolts' December win in Dallas where Siler made the pivotal fourth-down stop to cap a goal-line stand in a game that San Diego would go on to win by three points.

His stat line from the '09 season included 67 tackles, seven stops for loss, the first two sacks of his career and his first interception. He also continued his reign as one of the Chargers' top special teams players, racking up 11 stops.

It is often said that a young player can earn a spot on an NFL roster by excelling on special teams. As a seventh-round pick, that was Siler's ticket. As a rookie, he led the squad with 21 special teams tackles, seven more than the team's second-leading tackler. In his second year, the only player with more tackles than Siler went to the Pro Bowl.

A three-time All-SEC choice at Florida, the Chargers may have made the steal of the 2007 NFL Draft when they selected Siler in the seventh round. A leader and team captain on the Gators' 2007 BCS national championship team, he elected to leave school early and make himself available for the NFL Draft following his junior season. An academic honoree for his work in the classroom, Siler studied crim-

inology in Gainesville.

To get himself ready for the draft, Siler spent several weeks training with Baltimore Ravens All-Pro linebacker Ray Lewis. And when draft day rolled around and Siler slipped to the seventh round, it was Lewis who called to offer words of encouragement. Lewis is a native of Lakeland, Florida, and attended the University of Miami, while Siler is from Orlando, less than an hour drive from Lakeland.

Siler also drew inspiration that day from his parents, Annette and Gerald Robinson. He credits them with giving him the strength to endure through difficult times like the one that he endured on draft day.

Siler and his wife, Pamela, had their first child, a son named Zion, in February.

Siler's grandfather, Herbert Siler, was a professional heavyweight boxer, who fought and lost to Muhammad Ali in a fourth-round knockout on Dec. 27, 1960 in Miami. The Ali bout was Siler's third career pro fight and Ali's second. Siler, whose nickname was "Bolegs," finished his professional career with a record of 15-12.



TRANSACTION HISTORY: Seventh-round pick (240th overall), April 29, 2007...signed four-year contract, July 25, 2007.

2009: Season-high four STTs Oct. 25 at KC...season-high 10 TTs, including TFL, in first-career start Nov. 8 at NYG... first-career sack Nov. 15 vs. PHI... **Game Ball** after 20-17 win Dec. 13 at DAL...10-yard sack sets up FG for 10-3 lead...one series later, keys four-down goal-line stand with stops at the one on first and fourth-down...**Game Ball** after first-career INT Dec. 25 at TEN. **2008: Chargers Alumni Special Teams POM** for November...two-yard TFL in late 4Q goal-line stand in Nov. 9 win vs. KC...4th-and-goal TFL at one late in 1Q Nov. 16 at PIT...Nov. 30 vs. ATL, led late 2Q goal-line stand with 3rd and 4th-down tackles for NG...inj. foot pregame Dec. 21 at TB...played but DNF...INA Dec. 28 vs. DEN and Wild Card

(foot)...stalled late 3Q drive in Divisional Playoffs at PIT with stops for NG on 3rd and 4th-and-goal from one. **2007: Special Teams All-Rookie special teams from PFW and PFWA**...Oct. 7 at DEN, returns fumbled KOR 23 yards for TD...season-high four STTs Dec. 9 vs. TEN.

COLLEGE: Second-team All-SEC as junior and third-team as soph...Academic All-District III in '05...SEC Frosh of Year by in '04...only second true frosh at Florida to lead squad in tackles (77)...first-team frosh All-America...SEC Frosh Academic Honor Roll...played at Florida from 2004-06...criminology major.

PERSONAL: Born in Daytona Beach, Florida...second-team all-state and 4.2 student at Evans HS in Orlando, Fla...MVP of 2003 California-Florida All-Star Game with two INTs.

Regular Season

Year	Team	G-S	Tack.-Asst.	Total	Sacks-Yds.	Int.-Yds.	Long	TD	Pass Def.	Fumbles For.-Rec.	TFL	Special Teams Tackles
2007	San Diego	15-0	2-4	6	0-0	0-0	0	0	0	0-0	1	21
2008	San Diego	15-0	8-4	12	0-0	0-0	0	0	0	0-0	3	15
2009	San Diego	16-6	51-16	67	2-19	1-5	5	0	3	0-1	7	11
Totals		46-6	61-24	85	2-19	1-5	5	0	3	0-1	11	47

Postseason

Year	Team	G-S	Tack.-Asst.	Total	Sacks-Yds.	Int.-Yds.	Long	TD	Pass Def.	Fumbles For.-Rec.	TFL	Special Teams Tackles
2007	San Diego	3-0	0-0	0	0-0	0-0	0	0	0	0-0	0	6
2008	San Diego	1-0	0-2	2	0-0	0-0	0	0	0	0-0	0	2
2009	San Diego	1-1	4-0	4	0-0	0-0	0	0	0	0-0	0	1
Totals		5-1	4-2	6	0-0	0-0	0	0	0	0-0	0	9

Single-game Highs


Tackles — 10 (2x) Last: vs. Kansas City Nov. 29, 2009
Sacks — 1 (2x) Last: at Dallas Dec. 13, 2009
Interceptions — 1 at Tennessee Dec. 25, 2009

Postseason Single-game Highs

Tackles — 4 vs. New York Jets Jan. 17, 2010

Additional Statistics

Special Teams Fumble Recoveries — 2007, 2.
Special Teams Touchdowns — 2007, 1, Oct. 7 at Denver.



41

C.J. SPILLMAN

Free Safety
6-0, 199
2nd NFL Season
2nd with Chargers

Marshall
Free Agent - '09
Central HS
Louisville, Ky.

One of just two undrafted free agents from the Class of 2009 to spend time on the active roster as a rookie, Spillman will look to grow from the early playing experience and increase his workload in 2010.

Spillman, whose father, Claude, Sr., played football collegiately at Western Kentucky, played in a total of five games and made one start at Dallas.

TRANSACTION HISTORY: Signed two-year contract, May 1, 2009.

2009: First-career start Dec. 13 at DAL and 3rd-down PBU in 2Q forces 42-yard FGA that goes WL to preserve 10-3 lead... **Game Ball** for season-high three STTs in Jan. 3 win vs. WAS.

COLLEGE: Invited to 2009 East-West Shrine Game...two-

time second-team All-Conference USA...MU athlete of week after game-saving PBU in '08 win over Memphis...finished career with 319 TT and three INT...played at Marshall from 2005-08...business management major.

PERSONAL: Born in Louisville, Kentucky...all-state and all-conference RB and DB at Central HS in Louisville...track letterman...has daughter, Amaya, and son, Trey.

Regular Season

Year	Team	G-S	Tack.-Asst.	Total	Sacks-Yds.	Int.-Yds.	Long	TD	Pass Def.	Fumbles For.-Rec.	TFL	Special Teams Tackles
2009	San Diego	5-1	5-2	7	0-0	0-0	0	0	0	0-0	0	5




C.J. Spillman continued

Postseason

Year	Team	G-S	Tack.-Asst.	Total	Sacks-Yds.	Int.-Yds.	Long	TD	Pass Def.	Fumbles For.-Rec.	TFL	Special Teams Tackles
2009	San Diego	1-0	0-0	0	0-0	0-0	0	0	0	0-0	0	1

Single-game Highs

Tackles — 4 at Cleveland Dec. 6, 2009



43 DARREN SPROLES

Running Back-Kick Returner
5-6, 190
6th NFL Season
6th with Chargers

Kansas State
Draft 4 - '05
Olathe North HS
Olathe, Kan.

Last season voted one of the 50 Greatest Chargers of All-Time, Sproles is one of the pre-eminent all-purpose players in the NFL today. And at 5-foot-6 and 185 pounds, he may also be its smallest. But don't let Sproles' lack of stature fool you. He is one of the league's most dynamic players and ranked fifth in the NFL with 2,323 combined yards in 2009. Primarily used on special teams early in his career, Sproles' role on the offense has grown the last two years and in '09 he combined for a career-best 840 yards and seven scores as both a rusher and receiver.

Sproles has long been known as "Mighty Mouse," dating to his days at Kansas State. Shortly after being similarly referred to by Chargers Head Coach Norv Turner, Turner gave Sproles a Mighty Mouse bobblehead doll that now rests inside his locker stall.

Sproles burst onto the NFL scene and became one of the league's most sought-after free agents following a breakout season in 2008. He was one of only two NFL players to rank in the Top 10 in both kickoff and punt returns and his return efforts included a franchise-record-tying 103-yard kickoff return for a touchdown in Denver. Sproles also became the Chargers' No. 2 running back and his talents were put on full display in the postseason when his 22-yard touchdown run in overtime propelled the Bolts to a Wild Card Playoff win over the Indianapolis Colts. That touchdown run capped a night in which Sproles tallied 328 all-purpose yards, second-most in a playoff game in team history (including AFL), and third-most in NFL playoff history. A week later in the divisional round in Pittsburgh, he accounted for another 274 all-purpose yards, giving him a two-game postseason NFL record total of 602 yards.

Sproles was ticketed to become an unrestricted free agent in 2009, but the Chargers kept him by designating him as the team's franchise player. And in the uncapped year of 2010, Sproles was a restricted free agent who received the highest possible tender.

Sproles' rise to prominence is even sweeter because there was a time when some thought the NFL career of the former Kansas State product was in jeopardy. After a stellar rookie year in 2005, Sproles broke his ankle in the first preseason game of 2006. It was an injury that caused him to miss the entire season. Despite the naysayers, Sproles fought his way back and regained his job as the Chargers' top return man. He performed so well in 2007 that he

was named as a second alternate to the AFC Pro Bowl squad. Sproles finished that season ranked fifth in the NFL in kickoff returns seventh in punt returns. His breakout game, however, came in yet another meeting with the Colts. On a rainy November night in San Diego, Sproles electrified a national-television audience on NBC's Sunday Night Football by returning both a punt and a kickoff for touchdowns to help lead the Chargers to a 23-21 win over the defending Super Bowl champions. He became only the ninth player in NFL history to return a punt and a kickoff for a touchdown in the same game.

Coming out of Kansas State, Sproles was one of the most prolific runners and all-purpose performers in college football history. He set nearly every school record imaginable — 23 in all — and he is regarded by many as the best player in the 110-year history of Kansas State football.

In April 2004, Sproles' mother, Annette, died at the age of 41 after a five-year battle with cancer. Honoring a commitment that he'd made to his mother, Sproles bypassed early entrance to the NFL draft and returned to Kansas State in '04 to complete his education and earn his college degree.

Since he was a young child, Sproles has fought a stuttering affliction. In college, Kansas State officials arranged for him to work with a speech pathologist and in San Diego, Sproles has spoken with basketball great and former NBA analyst Bill Walton, who overcame stuttering and enjoyed a successful broadcasting career. Sproles currently lends his name and support as a spokesman for the Stuttering Foundation of America. Aside from his work with the Stuttering Foundation, Sproles is an active volunteer for events with Rady Children's Hospital in San Diego.

Sproles also lends time and support to his prep alma mater, Olathe North High School in Olathe, Kansas. He is still close with former coach Gene Wier, and has participated in camps and weightlifting sessions with players at the school. Darren has considered coaching high school football after his NFL career comes to an end.

Sproles and the former Michel Hunt married this offseason. The couple has a young son, Devyn.



TRANSACTION HISTORY: Fourth-round pick (130), April 24, 2005...signed four-year contract, July 26, 2005...signed one-year contracts, April 28, 2009 and April 2, 2010.

2009: Pro Bowl first-alternate...USA Today All-Joe... Game Ball after five-yard GW TD run for 24-20 win with 0:18 left in 4Q of Sept. 14 MNF season opener at OAK...246

VETERANS & RETURNING PLAYERS



all-purpose yards vs. Raiders, including KORs of 66 and 59 yards....Sept. 20 vs. BAL, career-long 81-yard TD catch in 1Q for ninth-longest catch in team history...278 all-purpose yards vs. Ravens was ninth-best in team history and ninth 200-yard game of career...included career-high 124 yards receiving for first 100-yard game...77-yard PR TD Oct. 19 vs DEN...58-yd TD catch on 3rd down Oct. 25 at KC... career-high three TDs in Dec. 25 win at TEN to clinch No. 2 seed in AFC Playoffs. **2008: Pro Bowl second-alternate...Chargers Special Teams POY...AFC ST and Chargers Alumni ST POM in September...Special Teamer of Week by USA Today's Jarrett Bell** after 317 total yards Sept. 14 at DEN... 23rd player since 1970 with more than 300 combined net yards in non-OT game...scored on team-record-tying 103-yard KOR (Keith Lincoln vs. NY Titans, Sept. 16, 1962) and 66-yard catch...317 yards was seventh-highest in NFL history and third-highest in team history...set up GW FG with 67-yard KOR late 4Q Sept. 28 at OAK...career-high two TD catches vs. OAK Dec. 4...iced Dec. 21 win at TB with 32-yard TD catch, set up by season-long 43-yard PR...221 total yards vs. Buccaneers to run season total to 2,053...two TDs and season-high 115 yards rushing in 52-21 win over DEN to clinch AFC West. **SI.com Offensive POW** after winning Jan. 5 Wild Card game vs. IND with 22-yard TD run on first drive of OT...second rush TD of game for new playoff high and tied team playoff record...played majority of game in place of injured LaDainian Tomlinson (groin) and recorded second-consecutive 100-yard game and first in playoffs...328 all purpose yards vs. Colts was second-most in team postseason history (AFL included) and third-most in NFL playoff game (KC's Ed Podolak, 350 in 1971 OT playoff game vs. MIA and Chargers' Keith Lincoln, 329 in Jan. 5, 1964 AFL Championship Game vs. BOS)...biggest play of night was perhaps 13-yard catch-and-run on third-and-11 in OT to sustain GW drive...also set up game-tying FG drive late 4Q with 26-yard PR...team playoff-record 62-yard TD catch late in 4Q and 274 all-purpose yards in Jan. 11 Divisional Playoffs at PIT while making first-career start at RB in place of Tomlinson...two-game postseason total of 602 was new NFL record (500, MIN's Anthony Carter in 1987). **2007: Pro Bowl second-alternate...Ed Block Courage Award...ST POW by AFC and USA Today.com, and Pro Football Weekly's NFL POW** after KOR (89 yards) and PR (45) for TDs Nov. 11 vs. IND on NBC's SNF...both TDs in 1Q...ninth player in NFL history to

score on KOR and PR in same game and second player in same quarter (Bobby Mitchell vs. PHI, Nov. 23, 1958)...took over for Tomlinson in 3Q Dec. 16 vs. DET and rushed for team-high 122 yards and first two rush TDs...with Tomlinson's 116 yards and two TDs, marked first time in team history two RBs had 100 yards in same game and first time two RBs had at least 116 yards and two scores in same game since Tank Younger and Dan Towler of LA Rams Oct. 24, 1954 vs. CHI...first time two Chargers RBs had two rush TDs in same game since James Brooks and Chuck Muncie at CLE Dec. 5, 1982...averaged career-best 46.7 yards per KOR at OAK Dec. 30, including KORs of 61 and 54 yards...gave Chargers 21-17 lead over IND on final play of 3Q in Divisional Playoffs with 56-yard catch and run TD on screen. **2006:** Season on "Reserve-Injured" (broken ankle) on PR in Aug. 12 preseason opener vs. GB. **2005:** Season-long 58-yard KOR in 4Q vs. NYG Sept. 25...INA Week 6 at OAK (ankle)...50-yard KOR set up FG for final points in 31-26 win over NYJ Nov. 6.

COLLEGE: KSU-record 48 total TDs and 45 rush TDs...North offensive MVP in '05 Senior Bowl...KSU Offensive MVP 2003-04 and co-MVP in '02...unanimous All-Big 12 in '04... Big 12 POY by CFN in '03 after leading nation with school-record 1,986 rush and 2,735 all-purpose yards...fifth in Heisman voting, third in AP POY voting and runner-up for Doak Walker Award in '03...All-America by AP, SI and NFL Draft Report in '03...first RB and 10th in KSU history named first-team All-America by AP...also unanimous first-team all-conference...Big 12 ST POW after KU game and Offensive POW after Missouri game in '03...323 scrimmage yards, including 60-yard TD catch in '03 Big 12 Championship Game vs. top-ranked Oklahoma...second-team All-Big 12 in '02...finished career at KSU with 4,979 rush yards, 80 rush TDs, 609 rec. yards, two TD catches, 846 KOR yards, 378 PR yards, one PR TD and 6,812 all-purpose yards...played at K-State from 2001-04...criminal justice degree.

PERSONAL: Born in Waterloo, Iowa...Kansas POY by USA Today and Kansas Hall of Fame POY as senior at Olathe North (Kan.) HS...Thomas A. Simone Trophy as top big-class FB player in KC metro area...KC Star POY in '99 and '00...two-time all-state, all-metro and All-Sunflower League...as senior, led Olathe North to fourth GA state title in five years...5,230 yards rushing and 79 TDs during prep career.

Regular Season		Rushing					Receiving			
Year	Team	G-S	No.-Yds.	Avg.	Long	TD	No.-Yds.	Avg.	Long	TD
2005	San Diego	15-0	8-50	6.3	21	0	3-10	3.3	6	0
2006	San Diego	0-0	Reserve-Injured (ankle)							
2007	San Diego	15-0	37-164	4.4	34	2	10-31	3.1	14	0
2008	San Diego	16-0	61-330	5.4	37	1	29-342	11.8	66t	5
2009	San Diego	16-2	93-343	3.7	21	3	45-497	11.0	81t	4
Totals		62-2	199-887	4.5	37	6	87-880	10.1	81t	9

Regular Season		Kickoff Returns					Punt Returns			
Year	Team	No.-Yds.	Avg.	Long	TD	No.-Yds.	FC	Avg.	Long	TD
2005	San Diego	63-1,528	24.3	58	0	18-108	5	6.0	23	0
2007	San Diego	37-1,008	27.2	89t	1	24-229	2	9.5	45t	1
2008	San Diego	53-1,376	26.0	103t	1	22-249	12	11.3	43	0
2009	San Diego	54-1,300	24.1	66	0	26-183	12	7.0	77t	1
Totals		207-5,212	25.2	103t	2	90-769	31	8.5	77t	2

Postseason		Rushing					Receiving			
Year	Team	G-S	No.-Yds.	Avg.	Long	TD	No.-Yds.	Avg.	Long	TD
2007	San Diego	3-0	4-35	8.8	26	0	3-61	20.3	56t	1
2008	San Diego	2-1	33-120	3.6	22t	2	10-136	13.6	62t	1
2009	San Diego	1-0	3-33	11.0	22	0	3-30	10.0	19	0
Totals		6-1	40-188	4.7	26	2	16-227	14.2	62t	2



Darren Sproles, *continued*

Postseason		Kickoff Returns				Punt Returns				
Year	Team	No.-Yds.	Avg.	Long	TD	No.-Yds.	FC	Avg.	Long	TD
2007	San Diego	10-223	22.3	30	0	5-28	2	5.6	13	0
2008	San Diego	9-270	30.0	63	0	5-76	0	15.2	28	0
2009	San Diego	2-44	22.0	27	0	2-3	1	1.5	3	0
Totals		21-514	24.5	63	0	12-107	3	8.9	28	0

Single-game Highs

Rushing Attempts — 25 vs. Detroit Dec. 16, 2007
 Rushing Yards — 122 vs. Detroit Dec. 16, 2007
 Rushing Long — 37 vs. Denver Dec. 28, 2008
 Rushing Touchdowns — 2 (2x) Last: at Tennessee Dec. 25, 2009
 Rushing Long Touchdown — 11t vs. Detroit Dec. 16, 2007
 Receptions — 7 vs. Baltimore Sept. 20, 2009
 Receiving Yards — 124 vs. Baltimore Sept. 20, 2009
 Receiving Long — 81t vs. Baltimore Sept. 20, 2009
 Kickoff Returns — 8 at New Orleans (at London) Oct. 26, 2008
 Kickoff Return Yards — 201 at New Orleans (at London) Oct. 26, 2008
 Kickoff Return Long — 103t at Denver Sept. 14, 2008
 Kickoff Return Touchdowns — 1 (2x) Last: at Denver Sept. 14, 2008
 Punt Returns — 3 (14x) Last: vs. Cincinnati, Dec. 20, 2009
 Punt Return Yards — 77 at Denver Oct. 19, 2009
 Punt Return Long — 77t at Denver Oct. 19, 2009
 Punt Return Touchdowns — 1 (2x) Last: at Denver Oct. 19, 2009
 Fair Catches — 2 (8x) Last: vs. Washington Jan. 3, 2010

Postseason Single-game Highs

Rushing Attempts — 22 vs. Indianapolis Jan. 3, 2009
 Rushing Yards — 105 vs. Indianapolis Jan. 3, 2009
 Rushing Long — 26 at New England Jan. 20, 2008
 Rushing Touchdowns — 2 vs. Indianapolis Jan. 3, 2009
 Rushing Long Touchdown — 22t vs. Indianapolis Jan. 3, 2009
 Receptions — 5 (2x) Last: at Pittsburgh Jan. 11, 2009
 Receiving Yards — 91 at Pittsburgh Jan. 11, 2009
 Receiving Long — 62t at Pittsburgh Jan. 11, 2009
 Receiving Touchdowns — 1 (2x) Last: at Pittsburgh Jan. 11, 2009
 Kickoff Returns — 5 at Pittsburgh Jan. 11, 2009
 Kickoff Return Yards — 164 at Pittsburgh Jan. 11, 2009
 Kickoff Return Long — 63 at Pittsburgh Jan. 11, 2009
 Punt Returns — 3 (2x) Last: vs. Indianapolis Jan. 3, 2009
 Punt Return Yards — 72 vs. Indianapolis Jan. 3, 2009
 Punt Return Long — 28 vs. Indianapolis Jan. 3, 2009
 Fair Catches — 2 vs. Tennessee Jan. 6, 2008

VETERANS & RETURNING PLAYERS

TOP 10 WARMEST & COLDEST GAMES

Date	Opponent	W-L	Score	Temp.	Conditions
Sept. 4, 1988	at L.A. Raiders	L	13-24	108°	Hazy
Sept. 28, 1997	Baltimore	W	21-17	105°	Sunny
Sept. 24, 1978	Green Bay	L	3-24	102°	Sunny
Sept. 22, 2002	at Arizona	W	23-15	100°	Sunny
Aug. 21, 2004	at Arizona*	W	38-13	99°	Clear
Oct. 9, 1994	Kansas City	W	20-6	99°	Sunny
Aug. 6, 1976	New England (Norman, Okla.)*	W	26-17	98°	Sunny
Sept. 16, 1979	Buffalo	W	27-19	97°	Sunny
Aug. 31, 2001	at Arizona*	L	3-16	97°	Partly Cloudy
Oct. 4, 1970	at L.A. Rams	L	10-37	97°	Hazy

*Preseason

Date	Opponent	W-L	Score	Temp.	Conditions
Jan. 10, 1982	at Cincinnati*	L	7-27	-9°	-59 wind-chill
Dec. 10, 1972	at Denver	L	13-38	9°	Mostly sunny
Nov. 19, 1978	at Minnesota	W	13-7	15°	Partly cloudy
Dec. 19, 2004	at Cleveland	W	21-0	18°	-10 wind-chill
Dec. 17, 1989	at Kansas City	W	20-13	18°	Mostly sunny
Dec. 27, 1987	at Denver	L	0-24	20°	Blizzard
Dec. 16, 1973	at Kansas City	L	6-33	22°	Overcast
Jan. 20, 2008	at New England	L	12-21	23°	9° wind-chill
Dec. 21, 1975	at Cincinnati	L	17-47	24°	Cloudy
Nov. 24, 1996	at Kansas City	W	28-14	25°	-5 wind-chill
Dec. 4, 1978	Chicago**	W	40-7	48°	Clear

*NFL record

**Coldest game in San Diego



30 DONALD STRICKLAND

Cornerback
5-10, 185
7th NFL Season
1st with Chargers

Colorado
Free Agent - '10
Archbishop Riordan HS
San Francisco, Calif.

A California native, Strickland is happy to be back on the West Coast in an NFL career that's taken him to Indianapolis, Philadelphia, his native San Francisco, New York and now San Diego.

The seventh-year veteran, whose cousin Herb Ward played for the Dallas Cowboys, is in the thick of the competition for playing time at cornerback and nickel back.

Strickland grew up in the Bay Area where his father, Donald Sr., worked for 30 years as a videographer for the Channel 4 news. Strickland picked up his father's knack for editing and as a child began cutting his own highlight reels from Pop Warner games. Now as an adult, Strickland has parlayed that experience, along with a degree in mechanical engineering from Colorado, into a new business venture called Visionary Moments (www.visionarymoments.com). Strickland has spent the last five years developing a customized frame that athletes can use to frame jerseys or other memorabilia.

Strickland is not only a gifted athlete but he has an acute business acumen. Several years ago, the NFL began offering a program to send its players to the top business schools around the country for week-long programs during the offseason. Many NFL players, including several Chargers, have attended. Strickland has attended all four, com-

pleting the NFL offered courses at Stanford, Harvard, the University of Pennsylvania and Northwestern. And to gain even more experience, Strickland spent part of his summer in 2009 completing an internship at the NFL Films headquarters in Mt. Laurel, New Jersey where he helped with editing and other elements of the NFL's "Playbook" TV show.



Growing up in San Francisco, Strickland's maternal grandfather, Eugene Smith, Jr., is a life-long friend of MLB Hall of Famer and former Giants center fielder, Willie Mays. Also on his mother's side, Strickland is a cousin of another potential Hall of Famer: wide receiver Donald Driver of the Green Bay Packers.

Strickland attended Archbishop Riordan, a private high school in San Francisco. Wanting to help others attend the school, especially those not as fortunate, he created the Donald Strickland Foundation that funds annual scholarships for children to attend his alma mater. And Strickland plans to use proceeds from the sales of his custom frames to fund even more academic scholarships.

Strickland's hobbies include travel, and collecting cards and coins. He's traveled through most of Europe and Costa Rica, and has collected thousands of cards from all of the major sports. He also owns an extensive coin collection.

TRANSACTION HISTORY: Third-round pick by IND (90), April 26, 2003...signed with Colts, July 30...re-signed, March 14, 2005...waived Oct. 25...signed with PHI, Nov. 25...waived Sept. 2, 2006...signed with SF, Oct. 31...released Feb. 26, 2007...re-signed with 49ers, March 7, 2007 and March 24, 2008...signed with NYJ, March 25, 2009...released March 5, 2010...signed two-year contract with Chargers, March 18, 2010.

2009: FF vs. HOU RB Steve Slaton in season opener and later QB hit vs. Matt Schaub led to INT by teammate Lito Sheppard...started AFC Championship Game vs. IND. **2008:** Returned blocked FG 41 yards for TD Oct. 12 vs. PHI...career-high-tying eight TTs Nov. 16 vs. STL. **2007:** Preserved Nov. 25 win at ARI with deflection of Kurt Warner pass in end zone. **2006:** Signed with 49ers on Oct. 31...placed on "Reserve-Injured" Dec. 12. **2005:** Split season between IND and

PHI...season-high seven TTs and three PBUs in Colts' season opener Sept. 11 at BAL. **2004:** Career-high eight TTs in Sept. 9 season opener at NE...placed on "Reserve-Injured" (shoulder) Oct. 9. **2003:** First-career INT Nov. 30 vs. NE's Tom Brady...started all three playoff games for Colts.

COLLEGE: Second-team All-Big-12 as senior and honorable mention as junior...started 36 of 42 career games...finished career with 255 TTs, 34 PBUs, six FFs, four INTs, three sacks and one FR...redshirted in 1998...played at Colorado from 1998-02...degree in mechanical engineering.

PERSONAL: Born in San Francisco, California...honor roll and all-conference two-way player at SF's Archbishop Riordan HS...uncle, Raymond Bell, played at UCLA...lettered in track in 100 meters and long jump.

Regular Season

Year	Team	G-S	Tack.-Asst.	Total	Sacks-Yds.	Int.-Yds.	Long	TD	Pass Def.	Fumbles For.-Rec.	TFL	Special Teams Tackles
2003	Indianapolis	11-8	23-13	36	0-0	2-43	24	0	2	1-0	0	0
2004	Indianapolis	4-4	15-5	20	0-0	0-0	0	0	0	0-0	0	0
2005	Indianapolis	1-0	5-1	6	0-0	0-0	0	0	3	0-0	0	1
2005	Philadelphia	3-0	11-3	14	0-0	0-0	0	0	0	1-0	0	11
2006	San Francisco	3-3	5-2	7	0-0	0-0	0	0	0	0-0	0	0
2007	San Francisco	13-4	23-10	33	0-0	0-0	0	0	5	0-0	0	10
2008	San Francisco	14-3	39-5	44	0-0	0-0	0	0	6	1-0	0	7
2009	New York Jets	9-2	22-3	25	2-6	0-0	0	0	4	1-0	3	9
	Totals	58-24	143-42	185	2-6	2-43	24	0	20	4-0	3	38

Continued next page



Donald Strickland, continued

Postseason

Year	Team	G-S	Tack.-Asst.	Total	Sacks-Yds.	Int.-Yds.	Long	TD	Pass Def.	Fumbles For.-Rec.	TFL	Special Teams Tackles
2003	Indianapolis	3-3	14-3	17	0-0	0-0	0	0	5	0-0	0	0
2009	New York Jets	2-1	4-0	4	0-0	0-0	0	0	2	0-0	0	1
Totals		5-4	18-3	21	0-0	0-0	0	0	7	0-0	0	1

Single-game Highs

Tackles — 8 (5x) Last: vs. St. Louis Nov. 16, 2008
 Sacks — 1 (2x) Last: at Indianapolis Dec. 27, 2009
 Interceptions — 1 (2x) Last at Houston Dec. 28, 2003

Postseason Single-game Highs

Tackles — 8 vs. Kansas City Jan. 11, 2004

Additional Statistics

Special Teams Touchdowns — 2008, 1, Oct. 12 vs. Philadelphia



72

TRA THOMAS

Tackle
6-7, 316
13th NFL Season
1st with Chargers

Florida State
Free Agent - '10
DeLand HS
DeLand, Fla.

The Chargers bolstered their offensive line with the free agent signing of Thomas, a three-time Pro Bowl left tackle.

A former first-round draft pick, Thomas went to Pro Bowls following the 2001, '02 and '04 seasons and played in five NFC Championship Games and one Super Bowl for the Philadelphia Eagles. The 11th overall pick in the 1998 NFL Draft, Thomas spent his first 11 seasons in the "City of Brotherly Love" and was voted by Eagles fans as a starting tackle on their 75th Anniversary All-Time Team. Thomas started 165 of 166 games in the regular season and 17 of 17 in the playoffs for the Eagles, missing only eight games in 11 seasons due to injury. Thomas' last season in Philadelphia (2008) may have been one of his best as the Eagles allowed the lowest ratio of sacks to pass plays (1 to 27.3) in franchise history.

The Eagles achieved several other notable marks with Thomas protecting the blind side of quarterback Donovan McNabb. In 2006, their offensive line allowed the team's fewest sacks (28) since 1991 and it helped the Eagles produce a team-record 6,103 yards of total net offense. In 2004, the Eagles' OL gave the team's quarterbacks time

and protection to pass for a team-record 4,208 yards. And in 2002, the unit helped the Eagles average a team-record 25.9 points per game.

Thomas' father, William "Crane" Thomas, played tackle at Florida A&M and went to training camp with the Atlanta Falcons in 1974. Besides NFL pedigree, Thomas has helped lengthen his NFL career with a training regimen that includes boxing and mixed martial arts. And once he decides to call it a career, Thomas is considering becoming a college offensive line coach.

Thomas hails from DeLand, Florida and attended Florida State University. In 2006, DeLand High School retired his No. 95 jersey.

Thomas and wife, Rose, have three sons. His hobbies include spending time with family and taking French lessons with his wife. Thomas also enjoys motorcycles, boating, Broadway shows, chess and Scattergories. He recently purchased a 44-foot Sea Ray Sundancer and owns several bikes, including a Big Dog Chopper and a Harley-Davidson Road King.



TRANSACTION HISTORY: First-round pick (11) by PHI, April 18, 1998...signed June 19...signed with JAX, March 9, 2009...signed one-year contract with SD, June 9, 2010.

2009: Started twice vs. TEN and at SEA. **2008:** OL allowed franchise low sack ratio of 23 in 606 pass plays. **2007:** INA Sept. 30 at NYG (knee)...blocked for Brian Westbrook, NFL leader in scrimmage yards (2,104). **2006:** Part of OL that only allowed 28 sacks, team's fewest since 1981, and most net yards (6,103) in team annals. **2005:** Lower back inj. Nov. 20 at NYG and placed on "Reserve-Injured" Nov. 25. **2004: Pro Bowl...All-NFC by PFW/PFWA...** starting LT for offense that set team-record with 4,208 pass yards...100th career GP Oct. 24 at CLE...100th career GS Oct. 31 vs. BAL...started SB XXXIX vs. NE...DNP in Pro Bowl. **2003:** INA Dec. 15 at MIA (back). **2002: Pro Bowl starter...AP, Sporting News and USA Today Sports Weekly All-Pro...PFW/PFWA All-NFC...**

anchor for franchise's highest-scoring offense (25.9 ppg)...OL allowed team's fewest sacks (36) in 16-game season since '81. **2001:** Pro Bowl first-alternate...missed first-career game Jan. 6 at TB as rest for playoffs...replaced STL's Orlando Pace in Pro Bowl. **2000:** Pro Bowl first-alternate...helped Duce Staley rush for 201 yards and team over 300 in Sept. 3 win at DAL. **1999:** Key blocker for Staley's 1,000-yard season. **1998:** All-Rookie by College & Pro Football Newsweekly...first-career GS Sept. 6 vs. SEA...faced HOF LB Derrick Thomas in fourth-career GP Sept. 27 vs. KC, holding him without tackle or sack.

COLLEGE: Second-team All-America and first-team All-ACC as senior...1997 Jacob's Trophy as ACC's top OL...school-record 550-pound bench-press...redshirted in '93...played at Florida State from 1993-97...criminology major.

PERSONAL: Born in DeLand, Florida...prepped at DeLand HS.



VETERANS & RETURNING PLAYERS

Games Played-Started: 1998 (16-16, Philadelphia); 1999 (16-15, Philadelphia); 2000 (16-16, Philadelphia); 2001 (15-15, Philadelphia); 2002 (16-16, Philadelphia); 2003 (15-15, Philadelphia); 2004 (15-15, Philadelphia); 2005 (10-10, Philadelphia); 2006 (16-16, Philadelphia); 2007 (15-15, Philadelphia); 2008 (16-16, Philadelphia); 2009 (8-3, Jacksonville); **Total** (174-168).

Postseason Games Played-Started: 2000 (2-2, Philadelphia); 2001 (3-3, Philadelphia); 2002 (2-2, Philadelphia); 2003 (2-2, Philadelphia); 2004 (3-3, Philadelphia); 2006 (2-2, Philadelphia); 2008 (3-3, Philadelphia); **Total** (17-17).



35 MIKE TOLBERT

Fullback
5-9, 243
3rd NFL Season
3rd with Chargers

Coastal Carolina
Free Agent - '08
Douglas County HS
Douglasville, Ga.

The Human Dance Machine, Tolbert has become a fan-favorite for his celebratory on-field dances. And he had good reason to show off those moves in 2009. Tolbert led the team with 22 special teams tackles and accounted for a career-best 340 combined rushing and receiving yards, and scored four touchdowns. Tolbert saved his best for late in the season as he and fellow back Jacob Hester formed a potent 1-2 punch, helping the Chargers close out several games with their powerful running style.

While there was triumph on the field, there were also difficult times off it. In December, just days before the

Chargers faced the Browns in Cleveland, Tolbert's grandmother passed away. Fittingly he paid tribute to her the only way he knew how, scoring a touchdown on a career-long 66-yard catch and run and then pointing to the sky to salute her from the end zone in Cleveland Browns Stadium.

Tolbert came from near obscurity to make the team in 2008, doing it the hard way as an undrafted rookie from Coastal Carolina. So rare in fact that Tolbert is the first-ever Chanticleer to play for the Chargers.



TRANSACTION HISTORY: Signed as undrafted rookie, May 2, 2008...re-signed one-year contract, March 25, 2010.

2009: Oct. 19 vs. DEN, toppled P Brett Kern to spring Darren Sproles loose on 77-yard PR TD...**Game Ball** after first TD catch of season Nov. 15 vs. PHI (20 yards)...**Game Ball** for season-high 58 yards rushing and TD Nov. 22 at DEN...career-long 66-yard TD catch Dec. 6 at CLE. **2008:** First-career start Sept. 7 vs. CAR and very first touch was 16-yard screen to help Chargers' get away from goal line following early defensive goal-line stand...season-long 67-yard catch-and-run Sept. 14 at DEN...threw key wedge-block during Sproles' team-record-tying 103-yard KOR TD vs. Broncos...scored first-career TD on ESPN's MNF vs. NYJ Sept. 22...inj. shoulder vs. IND Nov. 23 and INA for ATL, OAK and KC contests Wks 12-14...INA for Wild Card Playoffs vs. Colts and Divisional Playoffs at PIT.

COLLEGE: Second-team (FCS) All-America and first-team All-Big South as senior...Big South Offensive POW after school-record 244 yards and two TDs vs. VMI in '07, including school and conference-record 86-yard GW TD run late in 4Q to break 35-35 tie...was one yard shy of conference single-game rushing record...Big South Frosh of Week vs. Liberty in '04...finished career with 1,670 yards and 21 TDs...played at Coastal Carolina from 2004-07...sports management major.

PERSONAL: Born in Carrollton, Georgia...All-America and all-state at Douglas County HS in Douglasville, Ga...Howard Thompson Trophy as county's top senior...Douglas County Sentinel Athlete of Week five times during prep career...County Defensive POY as junior and senior...first-ever back-to-back recipient...lettered in basketball...numerous academic awards, including Who's Who in USA HS Sports, National Scholar-Athlete and Presidential Scholar.

Regular Season		G-S	Rushing				Receiving				Special Teams	
Year	Team		No.-Yds.	Avg.	Long	TD	No.-Yds.	Avg.	Long	TD	Tackles	
2008	San Diego	13-7	13-37	2.8	11	0	13-171	13.2	67	1	0	
2009	San Diego	16-2	25-148	5.9	32	1	17-192	11.3	66t	3	22	
Totals		29-9	38-185	4.9	32	1	30-363	12.1	67	4	22	

Postseason		G-S	Rushing				Receiving				Special Teams	
Year	Team		No.-Yds.	Avg.	Long	TD	No.-Yds.	Avg.	Long	TD	Tackles	
2008	San Diego	1-0	0-0	0.0	0	0	1-6	6.0	6	0	0	

Single-game Highs

Rushing Attempts — 11 at Tennessee Dec. 25, 2009
 Rushing Yards — 60 at Tennessee Dec. 25, 2009
 Rushing Long — 32 at Denver Nov. 22, 2009
 Rushing Touchdowns — 1 at Denver Nov. 22, 2009
 Rushing Long Touchdown — 8t at Denver Nov. 22, 2009

Receptions — 4 vs. New York Jets Sept. 22, 2008
 Receiving Yards — 68 at Denver Sept. 14, 2008
 Receiving Long — 67 at Denver Sept. 14, 2008
 Receiving Touchdowns — 1 (4x) Last: vs. Washington Jan. 3, 2010
 Receiving Long Touchdown — 66t at Cleveland Dec. 6, 2009



94 JYLES TUCKER



Linebacker
6-3, 258
4th NFL Season
4th with Chargers

Wake Forest
Free Agent - '07
Morristown Beard HS
Dover, N.J.

Tucker is looking to bounce back strong after a frustrating season in 2009. Plagued by a left ankle injury in training camp that caused him to miss the season opener, he returned to see spot duty in the next seven games. But two months later, Tucker injured his right ankle while covering a punt in the Chargers' Nov. 8 game at the New York Giants and that injury was severe enough to land him on the "Reserve-Injured" list.

An undrafted free agent in 2007, Tucker saw his stock soar in the final game of his rookie season when he was named the AFC's Defensive Player of the Week after sacking then-Raiders quarterback JaMarcus Russell three times, forcing two fumbles and recovering one of them in the end zone for a touchdown.

The Chargers' brass was immediately taken by the former Wake Forest Demon Deacon and signed him to a five-year

contract extension in 2008. It proved to be a fruitful move because when Shawne Merriman was lost for the '08 season after just one game, Tucker was called upon to fill his role and he didn't disappoint, ending the season with the second-most sacks on the team (5.5) and 15 tackles for loss.

Aside from his outstanding strength and football skills, basketball has always been one of Tucker's true loves. As a prep, he scored more than 1,600 points at Morristown-Beard High School in Dover, New Jersey, and is one of several Chargers who excelled on the hardwood in high school and/or college. A couple summers ago when Head Coach Norv Turner invited former Los Angeles Lakers guard Earvin "Magic" Johnson to speak to the team about preparing for life after sports, Tucker got to meet one of his sporting heroes.

TRANSACTION HISTORY: Signed as undrafted rookie, May 4, 2007...waived Sept. 1 and re-signed to practice squad, Sept. 3...signed to active roster, Nov. 21...signed five-year contract extension thru 2012, Aug. 25, 2008.

2009: Placed on "Reserve-Injured" Nov. 18 (ankle). **2008:** Two sacks and TFL Sept. 22 vs. NYJ on ESPN MNF...inj. hamstring 2Q Sept. 28 at OAK...INA Wks 5-7 (hamstring)...TFL in Wild Card Playoffs vs. IND. **2007: AFC and GMC Defensive POW** after three sacks and first-career TD Dec. 30 at OAK...sack and FF vs. JaMarcus Russell with FR in end zone...first TD since first start as frosh at Wake Forest...later sealed win with 4Q sack and FF.

COLLEGE: Honorable mention All-ACC as senior... ACC ROW after frosh contest vs. Clemson...finished career with 85 TT, nine sacks and 12.5 TFLs...played at Wake Forest from 2003-07...majored in religion.

PERSONAL: Born in Morristown, New Jersey...attended Hargrave Military Academy after graduating from Morristown Beard High School...four year starter as DE and QB...New Jersey All-Prep School Team...started four years at SF on basketball team and competed in track, winning conference championship in shot put.

Regular Season		G-S	Tack.-Asst.	Total	Sacks-Yds.	Int.-Yds.	Long	TD	Pass Def.	Fumbles For.-Rec.	TFL	Special Teams Tackles
2007	San Diego	6-0	5-2	7	3.5-32	0-0	0	0	0	2-1	4	6
2008	San Diego	13-12	30-13	43	5.5-37	0-0	0	0	1	0-1	15	1
2009	San Diego	7-0	2-0	2	0-0	0-0	0	0	0	0-0	0	2
Totals		26-12	37-15	52	9-69	0-0	0	0	1	2-2	19	9

Postseason		G-S	Tack.-Asst.	Total	Sacks-Yds.	Int.-Yds.	Long	TD	Pass Def.	Fumbles For.-Rec.	TFL	Special Teams Tackles
2007	San Diego	3-0	3-1	4	0-0	0-0	0	0	0	0-0	0	3
2008	San Diego	2-2	5-3	8	0-0	0-0	0	0	0	0-0	0	0
Totals		5-2	8-4	12	0-0	0-0	0	0	0	0-0	0	3

Single-game Highs

Tackles — 7 (2x) Last: at Oakland Sept. 28, 2008
Sacks — 3 at Oakland Dec. 30, 2007

Postseason Single-game Highs

Tackles — 7 vs. Indianapolis Jan. 3, 2009

VETERANS & RETURNING PLAYERS



31

NATHAN VASHER

Cornerback
5-11, 185
7th NFL Season
1st with Chargers

Texas
Free Agent - '10
Texarkana HS
Texarkana, Tex.

When the Chicago Bears opted to part ways with Vasher in March, the Chargers acted quickly and signed the veteran cornerback and former Pro Bowler to a two-year deal. Vasher is excited to be in San Diego where he's reunited with best friend and former college teammate, Quentin Jammer. Though separated by two years, Jammer, a native of Angleton, Texas, helped recruit Vasher from Texarkana High School to the University of Texas. Vasher is also familiar with Chargers Defensive Coordinator Ron Rivera and secondary coach Steven Wilks, having played for both in Chicago.

Vasher's career in Chicago got off to a flying start. As a rookie he intercepted five passes, including a 71-yard touchdown return against San Francisco. He went on to tally 177 return yards as a rookie, second-most in the NFL. A year later, Vasher upped his season total to eight interceptions, which was the third-highest season total in Bears history. He also returned another pick for a TD, this one 45 yards against the Green Bay Packers. Then, in what may sound eerily familiar to Chargers fans, Vasher returned a missed field goal 108 yards for a touchdown in another game against the 49ers. It was an NFL record that would be broken just two years later. Vasher tacked on three more interceptions in 2006, giving him 16 to start his young career in the "Windy City." It was the most by a Bear in the first three years of a career since Charlie Sumner in the late 1950s.

Vasher has played in San Diego's Qualcomm Stadium a handful of times as both a pro and a collegian. He recorded his first-ever sack against the Chargers, drilling Philip Rivers for an eight-yard loss in the 2007 season opener.

Away from the field, Vasher spends most of his time looking after family. He and his fiancée, Brandi, have a young daughter named Savannah. Vasher's mother, Monica, who lives in Texas, has battled bi-polar disorder for more than 20 years. Both Vasher and his grandmother, Ollie Wright, have looked after his mother, who has only seen him play in person twice during his entire career, namely because of the effects of the disorder.

Vasher credits his former prep coach at Texarkana High School, Barry Norton, with being a coach, mentor and father-figure. A state-championship coach at Texarkana, Norton played a large role in helping Vasher take the necessary steps to get admitted to the University of Texas.

Off the field, one of Vasher's main devotions is to the Boys and Girls Clubs of America. Vasher, who spent a good chunk of his childhood participating in the Club's after-school programs, has been an active volunteer with local clubs in Austin, Texas, and Chicago as both a college student and an NFL player.

TRANSACTION HISTORY: Fourth-round pick (110) by Chicago, April 25, 2004...signed March 24...re-signed June 28, 2007...released March 17, 2010...signed with Chargers, March 31.

2009: Season's lone INT Oct. 18 at ATL. **2008:** INT Sept. 21 vs. TB...placed on "Reserve-Injured" (hand) Nov. 29. **2007:** INA in 11 games (groin)...INT and 34-yard return Dec. 17 at MIN...placed on "Reserve-Injured" Dec. 27. **2006:** Career-high eight TTs Oct. 16 at ARI...INT and FR in Jan. 21 NFC Championship Game vs. NO...team-leading three PBU's in Feb. 4 SB XLI vs. IND. **2005: Pro Bowl**...career-high eight INTs led team and third-highest in CHI history...two INTs both led to TDs in win vs. DET Sept. 18...matched career-high with eight TTs Oct. 23 vs. BAL...career-high four PBU's vs. Lions and Dec. 18 vs. ATL...NFC ST POW after then-NFL record 108-yard return of missed FG... NFC Defensive POW after two 1Q INTs vs. CAR Nov. 20...also two PBU's and FF vs. Panthers...TD on 45-yard INT return Dec. 4 vs. GB...INT in

Feb. 4 Pro Bowl. **2004:** Team-high five INT and led NFC with 35.4-yard return average...first-career INT Oct. 3 vs. PHI...first-career NFL TD on 71-yard INT return Oct. 31 vs. SF.

COLLEGE: All-America PR and third-team CB as soph in 2001...second-team All-America CB in '02...school-record 64-career PBU's and 17 INTs tied school mark...first-team All-Big-12 as senior and soph...second-team CB and third-team PR in junior season...also school-record 1,314 PR yards... played SS as soph and CB as junior and senior...school-record 26 PBU's along with six INTs in '03...team's Joseph W. Moore Award for tenacity as soph in '01...tallied 152 TTs, 15 TFLs and two sacks during career...played at Texas from 2000-03...liberal arts major.

PERSONAL: Born in Wichita Falls, Texas...first-team all-state at Texarkana (Tex.) HS...lettered in basketball and track... honor roll student.

Regular Season

Year	Team	G-S	Tack.-Asst.	Total	Sacks-Yds.	Int.-Yds.	Long	TD	Pass Def.	Fumbles For.-Rec.	TFL	Special Teams Tackles
2004	Chicago	16-7	26-4	30	0-0	5-177	71t	1	5	0-1	0	9
2005	Chicago	16-15	43-14	57	0-0	8-145	46	1	18	1-0	0	0
2006	Chicago	14-13	32-15	47	0-0	3-11	7	0	7	0-0	1	0
2007	Chicago	4-2	5-4	9	1-8	1-34	34	0	2	0-0	1	0
2008	Chicago	8-7	23-6	29	0-0	1-0	0	0	3	0-0	0	0
2009	Chicago	15-2	8-5	13	0-0	1-1	1	0	0	0-0	0	2
	Totals	73-46	137-48	185	1-8	19-368	71t	2	35	1-1	2	11

Continued next page



Nathan Vasher, *continued*

Postseason

Year	Team	G-S	Tack.-Asst.	Total	Sacks-Yds.	Int.-Yds.	Long	TD	Pass Def.	Fumbles For.-Rec.	TFL	Special Teams Tackles
2005	Chicago	1-1	4-1	5	0-0	0-0	0	0	0	0-0	0	0
2006	Chicago	3-3	10-3	13	0-0	1-0	0	0	3	0-1	0	0
	Totals	4-4	14-4	18	0-0	1-0	0	0	3	0-1	0	0

Single-game Highs

Tackles — 8 (2x) Last: at Arizona Oct. 16, 2006
 Sacks — 1 at San Diego Sept. 9, 2007
 Interceptions — 2 (2x) Last: vs. Carolina Nov. 20, 2005
 Interception Return Yards — 71 vs. San Francisco Oct. 31, 2004
 Interception Return Long — 71 vs. San Francisco Oct. 31, 2004

Postseason Single-game Highs

Tackles — 6 vs. Indianapolis Feb. 4, 2007
 Interceptions — 1 vs. New Orleans Jan. 21, 2007



65 LOUIS VASQUEZ

Guard
6-5, 335
2nd NFL Season
2nd with Chargers

Texas Tech
Draft 3 – '09
Corsicana HS
Corsicana, Tex.

An All-Rookie Team selection by Pro Football Weekly and the Professional Football Writers Association, Vasquez was a great addition to the Chargers in 2009. A third-round draft pick who played in a spread offense at Texas Tech, Vasquez quickly adapted to the nuances of the Chargers' pro-set offense and started 15 games at right guard, including the team's Divisional Playoff game against the New York Jets. Vasquez was a key cog in the offense, helping the Chargers to the No. 2 seed in the playoffs while winning 11-straight to close the regular-season. During that win streak, with Vasquez in the starting lineup for every game, the offensive line combined to allow just 11 sacks in 347 pass plays.

Vasquez, whose first name is pronounced LEW-iss, is one of only a handful of Mexican-American players in the NFL, and he also has Aztec Indian heritage on both sides of his family. He's also a rarity in his own family as his father stands 5-foot-5, his mother 5-foot-3 and Vasquez is 6-foot-5 and 325 pounds. He hails from a family with a steep and rich boxing background, including his grandfather, after whom he is named. Vasquez has done plenty of boxing himself and other hobbies include fishing, trap shooting and spending time with family and friends.

TRANSACTION HISTORY: Third-round pick (78) by Chargers, April 26, 2009...signed four-year contract, July 25.

2009: ALL-Rookie by PFW and PFWA...started first-career game on ESPN's MNF Sept. 14 at OAK...inj. ankle vs. Raiders and INA Weeks 2-3...blocked for season-high 203 rush yards in 32-3 win at DEN Nov. 22 for first-place in AFC West.

COLLEGE: As junior, DNA sack while helping Texas Tech lead nation in passing...offense scored second-most points (40.9 ppg) and racked up second-most yards (529.6 ypg) in nation in '07...played at Texas Tech from 2005-08...majored in general studies.

PERSONAL: Born in Corsicana, Texas...one of Texas' top prep offensive linemen at Corsicana HS.

Games Played-Started: 2009 (14-14, San Diego).

Postseason Games Played-Started: 2009 (1-1, San Diego).

TOP 10 OFFENSIVE & DEFENSIVE PERFORMANCES

OFFENSIVE					DEFENSIVE				
Date	Opponent	Total Yards	Rush	Pass	Date	Opponent	Total Yards	Rush	Pass
12/20/82	Cincinnati	661	175	501	10/22/61	at Oakland (S.F.)	58	2	56
01/05/64	Boston*	610	318	292	11/01/92	Indianapolis	99	30	69
11/10/85	L.A. Raiders	593	167	426	09/17/61	Oakland	106	21	85
10/20/68	Denver	581	211	370	12/04/78	Chicago	112	32	80
10/19/80	N.Y. Giants	567	111	456	12/06/64	N.Y. Jets	113	80	33
01/02/82	at Miami+	564	149	415	09/15/02	Houston	118	89	29
09/15/85	Seattle	557	63	494	09/19/76	at Tampa Bay	125	-4	129
09/06/68	Cincinnati	554	229	325	09/24/78	Green Bay	127	9	118
12/14/69	Buffalo	547	242	305	11/05/00	at Seattle	128	50	78
12/11/82	at San Francisco	544	94	450	09/11/06	at Oakland	129	87	42

* AFL Championship Game + AFC Divisional Playoffs

VETERANS & RETURNING PLAYERS



7

BILLY VOLEK

Quarterback
6-2, 214
11th NFL Season
5th with Chargers

Fresno State
Trade (Tennessee) - '06
Clovis West HS
Fresno, Calif.

Prior to the 2008 season and fresh off a key performance in the Chargers' AFC Divisional Playoff win in Indianapolis, Volek had the opportunity to leave San Diego in pursuit of a starting job elsewhere. However the veteran quarterback and California native quickly decided that the grass doesn't get any greener than playing for one of the NFL's most successful franchises while living in America's Finest City. So in February 2008, Volek signed a new three-year contract to stay with the Lightning Bolts through the 2010 season.

Volek gives the Chargers an experienced backup who is well-liked and respected in the locker room. In 10 NFL seasons, Volek has played in 34 games and started 10. All 10 starts came with the Tennessee Titans. Since joining the Chargers via trade in October of 2006, Volek has appeared in 10 games.

His most significant action as a Charger came in the aforementioned playoff win at Indianapolis when Philip Rivers was forced to the sideline at the end of the third quarter with a knee injury. Volek came off the bench and led the Bolts on an eight-play, 78-yard touchdown drive. His one-yard quarterback sneak for the go-ahead touchdown with less than five minutes left in the fourth quarter proved to be the game-winning score.

Despite starting only 10 games during his career, Volek holds the distinction of passing for the most yards (2,789) during an NFL QB in his first 10 starts (since 1970). Those 10 starts included a record-breaking two-game performance

in 2004 in which he passed for 426 yards against Kansas City and 492 yards at Oakland to become only the fourth player in NFL history to record back-to-back 400-yard passing games. He joined Dan Fouts (1982), Dan Marino (1984) and Phil Simms (1985) as the only ones to achieve the feat. Volek also became just the second (Simms) to record 900 or more passing yards during a two-game span.

Volek spent 10 years of his childhood in the small town of Walla Walla, Washington, where former Titans teammate Peter Sirmon and former NFL quarterback Drew Bledsoe were raised. Volek, who is the same age as Sirmon and four years younger than Bledsoe, became friends with both future NFL players at an early age. Volek's older brother, Joe, was best friends with Sirmon's older brother, John. The Voleks' dad, John, is a former head football coach at Sacramento State and Fresno (Calif.) City College and is now the athletic director at Sierra College in Rocklin, California.

Volek played collegiately at Fresno State and is one of several quarterbacks from the school who have gone on to have successful NFL careers, including Trent Dilfer, David Carr and Kevin Sweeney. Carr, the first pick in the 2002 NFL Draft, was Volek's backup during his sophomore, junior and senior seasons.

Volek and wife, Kerri, have three kids, daughter, Morgan, and sons, Carter and Benett. His hobby is skiing.



TRANSACTION HISTORY: Signed with Tennessee, April 20, 2000...re-signed with Titans, March 25, 2004...traded to Chargers for '07 sixth-round draft choice, Sept. 19, 2006...signed three-year contract with Chargers, March 1, 2008.

2009: Game Ball after leading late 4Q GW 12-play, 58-yard TD drive vs. WAS Jan. 3...two-yard GW TD pass to Mike Tolbert 0:35 left. **2008:** DNP Wks 1-16, nor in either AFC Playoff game. **2007:** First significant action, replacing Rivers in 2Q at TEN Dec. 9...replaced Rivers (knee) in 4Q of Divisional Playoffs at IND and led GW TD drive, scoring on one-yard QB sneak...3-of-3 for 48 yards on GW drive. **2006:** Action Wk 16 vs. ARI for Rivers (foot). **2005:** Started Oct. 23 at ARI and threw TD before leaving game in 4Q with concussion... replaced inj. Steve McNair in 2Q at MIA Dec. 24...career-long 55-yard TD pass vs. Dolphins. **2004:** Started eight games for McNair (sternum)...first-career 300-yard game (334 yards) and two TDs at CHI Nov. 14...three 1Q TD passes to Drew Bennett Dec. 5 at IND, contributing to franchise-record 24 1Q points...four TDs and career-high passer rating (130.6), while throwing for 426 yards vs. KC Dec. 13...40 of 60 for 492 yards and four more TDs at OAK Dec. 19 to become fourth player in NFL history with back to back 400-yard passing games...also TD on one-

yard QB sneak vs. Raiders...60 attempts tied George Blanda (Nov. 7, 1965) for second-most in franchise history, while completion and yardage totals were second-most...left Jan. 2 game vs. DET in 4Q (shoulder) inj. **2003:** First-career TD pass (50 yards) to Eddie Berlin on fake punt in 1Q of 37-17 win at CAR Oct. 19...replaced inj. McNair at ATL Nov. 23 with team trailing 21-14 and led team to 38-31 win...first-career start at BUF Dec. 14 for McNair and led 28-26 victory...first career TD on QB sneak for 28-20 lead...lacerated spleen during game and placed on "Reserve-Injured" Dec. 18. **2002:** INA for all 16 regular season and two postseason games. **2001:** Played in first-career game at MIN Dec. 9. **2000:** DNP in one game...INA for 15 others plus playoffs.

COLLEGE: Team MVP and first-team All-WAC as senior...2,559 yards, 30 TDs and three INTs for 153.0 rating in '99 while leading Bulldogs to Las Vegas Bowl...three-year starter threw 57 career TD passes vs. only 12 INTs...redshirted in '95...played at Fresno State from 1995-99...sociology major.

PERSONAL: Born in Hemet, California...NW Yosemite League Offensive POY as senior at Clovis West HS in Fresno, Calif.

RETURNING PLAYERS





Billy Volek, *continued*

Regular Season		Passing							Sacks-Lost	Pass Rating
Year	Team	G-S	Att.-Comp.	Yards	Pct.	TD	Int.	Long		
2000	Tennessee	0-0	0-0	0	.000	0	0	0	0-0	0.0
2001	Tennessee	1-0	3-0	0	.000	0	0	0	0-0	39.6
2002	Tennessee	0-0	0-0	0	.000	0	0	0	0-0	0.0
2003	Tennessee	7-1	69-44	545	.638	4	1	50t	6-45	101.4
2004	Tennessee	10-8	357-218	2,486	.611	18	10	48t	30-216	87.1
2005	Tennessee	6-1	88-50	474	.568	4	2	55t	9-45	77.6
2006	Tennessee	0-0	0-0	0	.000	0	0	0	0-0	0.0
2006	San Diego	1-0	2-1	4	.500	0	0	4	1-6	56.3
2007	San Diego	5-0	10-3	6	.300	0	1	4	2-7	0.0
2008	San Diego	0-0	0-0	0	.000	0	0	0	0-0	0.0
2009	San Diego	4-0	31-20	231	.645	1	1	50	1-1	84.2
Totals		34-10	560-336	3,746	.600	27	15	55t	49-320	86.4

Postseason		Passing							Sacks-Lost	Pass Rating
Year	Team	G-S	Att.-Comp.	Yards	Pct.	TD	Int.	Long		
2008	San Diego	1-0	4-3	48	.750	0	0	27	0-0	114.6

Single-game Highs

Attempts — 60, at Oakland, Dec. 19, 2004
 Completions — 40, at Oakland, Dec. 19, 2004
 Yards — 492, at Oakland, Dec. 19, 2004
 Passing Touchdowns — 4, vs. Kansas City, Dec. 13, 2004
 Interceptions — 3, at Minnesota, Oct. 24, 2004
 Long — 55t, vs. Miami, Dec. 24, 2005
 Completion Percentage (min. 10 att.) — .674, vs. Kansas City, Dec. 13, 2004
 Passer Rating (min. 10 att.) — 130.6, vs. Kansas City, Dec. 13, 2004

Year	Rushing Att.-Yds.	Avg.	Long	TD
2003	11-4	0.4	5	1
2004	11-50	4.5	14	1
2005	1-3	3.0	3	0
2006	3(-3)	-1.0	-1	0
2007	11(-7)	-0.6	0	0
2009	9(-9)	-1.0	-1	0
Totals	46-38	0.8	14	2
Postseason	3(-1)	-0.3	1t	1

VETERANS & RETURNING PLAYERS



32 ERIC WEDDLE

Free Safety
5-11, 200
4th NFL Season
4th with Chargers

Utah
Draft 2 - '07
Alta Loma HS
Alta Loma, Calif.

When General Manager A.J. Smith brokered a trade with Chicago during the 2007 NFL Draft to move up 25 spots in the second round to select safety Eric Weddle from Utah, he knew he was getting a valuable asset. Thus far, Weddle has validated Smith's judgment.

He led the secondary with 82 tackles in 2009 and intercepted a pair of passes, including one that he returned for a touchdown against Miami. In 2008 as a second-year pro, Weddle started all 16 games and ranked second on the entire team in tackles (135), just one behind team leader Stephen Cooper. He also set a team record with an 86-yard fumble return for a touchdown in the Chargers' game against Atlanta.

While he didn't start in 2007, Weddle was part of a secondary that led the NFL with 30 interceptions. He capped off his first professional season with a timely interception of Peyton Manning at the goal line in the Bolts' Divisional Playoff win over the Colts.

Family is an important part of Weddle's life. He and his wife, Chanel, have a daughter, Brooklyn Marie, and a son, Gaige. Weddle and Chanel were married in July '05 in La Jolla, California, just before his junior season at Utah. That year, he and Chanel lived near the Utah State campus in Ogden, Utah, and Weddle commuted nearly an hour each way to his school and workplace at the University of Utah.

Chanel, Weddle's high school sweetheart, played soccer at Utah State.

Growing up about an hour north of San Diego in Alta Loma, California, members of the Weddle family have been Chargers fans for some time, particularly Weddle's mother, Debbie, and father, Steve. His mom is an elementary school teacher in El Monte, Calif. who has logged more than 30 years in the classroom. Last June, Weddle made a surprise visit to his mom's school and spoke to a majority of the student body. It was a personal highlight for both mother and son.

Weddle is an avid golfer who plays to a seven or eight handicap and bowls once or twice a week, averaging in the 170s. His other hobbies include baseball, basketball and watching movies with Chanel. The Weddles have a Golden Retriever named Chloe.

A special education major at Utah, Weddle tutored students with learning disabilities while he was in school. He also visited Utah's Primary Children's Hospital, spoke to children at schools and at the youth correctional facility in Salt Lake City and volunteered for the Food Bank. In San Diego, he and teammate Steve Gregory have teamed up to help the United Way with their "Stuff the Bus" program, which collects new and used sporting equipment for children in need and those living in foster care.

TRANSACTION HISTORY: Second-round pick (37), April 28, 2007...signed four-year contract, July 24, 2007.

2009: Game Ball for first-career INT return for TD (31 yards) Sept. 27 vs. MIA for 23-6 lead...Game Ball Dec. 25 at TEN in win that clinched No. 2 seed in playoffs...INT pass late 3Q off Vince Young and helped force punt on next series with two-yard TFL vs. NFL's leading rusher, Chris Johnson. **2008:** FR TD (86 yards) Wk 12 vs. ATL...team-high 12 stops in pivotal Wk 15 win at TB and in AFC West clinching win over DEN Dec. 28...led team with three PBUs and shared 4Q TFL in Jan. 5 Wild Card vs. IND...sack among 11 TT in Jan. 11 Divisional Playoffs at PIT. **2007:** Series of third-down big plays in first half of first-career game vs. CHI...third-down TFL, two QB pressures and sack on consecutive series...first-career INT to seal 35-10 win over HOU Oct. 28...one-handed INT prevented TD in 3Q of Divisional Playoff win at IND.

COLLEGE: MWC Defensive POY in 2005 and '06... second-team All-America as junior, first-team as senior and first-team All-MWC both...Def. MVP of 2005 Emerald Bowl...second-team all-conference, honor roll, Dean's List student and

lected to school's Football Leadership Committee as soph in '04...Frosh All America, All-MWC honorable mention and Academic All-MWC pick in '03...school-record nine FFs...MWC-record and second in school annals with 18 career INTs...also second at Utah with three INT TD returns...tied MWC record, eighth in nation and second in school history with seven INTs as senior...only player in school and MWC history to score TDs passing, rushing, on INT return and FR in season (2006) and career...Walter Camp National POW after '06 game vs. San Diego...state with three INTs, two returns for TDs and rush score...also in '06, on field for 90 plays vs. Air Force, scoring two rushing TDs and holding for GW FG in 17-14 victory... INT late in 4Q of '06 Armed Forces Bowl vs. Tulsa sealed win in final collegiate game...played at Utah from 2003-06...special education major.

PERSONAL: Born in Fontana, California...two-time Mt. Baldy League Offensive and Defensive MVP, three-time all-league choice, two-time All-CIF selection and league Rookie of Year at Alta Loma (Calif.) HS...led Braves to '00 Mt. Baldy League championship...lettered in basketball and baseball.

Regular Season

Year	Team	G-S	Tack.-Asst.	Total	Sacks-Yds.	Int.-Yds.	Long	TD	Pass Def.	Fumbles For.-Rec.	TFL	Special Teams Tackles
2007	San Diego	15-0	41-7	48	1-5	1-0	0	0	6	0-0	4	6
2008	San Diego	16-16	109-26	135	1-0	1-3	3	0	5	0-1	4	2
2009	San Diego	13-13	69-13	82	1.5-9.5	2-44	31t	1	4	0-0	4	0
Totals		44-29	219-46	265	3.5-14.5	4-47	31t	1	15	0-1	12	8

Postseason

Year	Team	G-S	Tack.-Asst.	Total	Sacks-Yds.	Int.-Yds.	Long	TD	Pass Def.	Fumbles For.-Rec.	TFL	Special Teams Tackles
2007	San Diego	3-0	6-2	8	0-0	1-0	0	0	1	0-0	0	0
2008	San Diego	2-2	15-4	19	1-4	0-0	0	0	3	0-0	3	0
2009	San Diego	1-1	8-0	8	1-7	0-0	0	0	0	0-0	1	0
Totals		6-3	29-6	35	2-11	1-0	0	0	4	0-0	4	0

Single-game Highs

Tackles — 12 (2x) Last: vs. Denver Dec. 28, 2008
Sacks — 1 (3x) Last: at Kansas City Oct. 25, 2009
Interceptions — 1 (4x) Last: at Tennessee Dec. 25, 2009

Postseason Single-game Highs

Tackles — 11 at Pittsburgh Jan. 11, 2009
Sacks — 1 (2x) Last: vs. New York Jets Jan. 17, 2010
Interceptions — 1 at Indianapolis Jan. 13, 2008



KRIS WILSON

Tight End
6-2, 245
7th NFL Season
3rd with Chargers

Pittsburgh
Free Agent - '08
J.P. McCaskey HS
Lancaster, Pa.

The emergence of Wilson has been a bonus for the Chargers, and with the loss of free agent tight end Brandon Manumaleuna to the Bears, the door is open for Wilson to gain additional playing time.

While Wilson gives the team a shot in the arm in both the run game and pass protection, he's demonstrated that he also has good ball skills and the ability to make plays down the field. In fact it was Wilson who scored the Chargers' first touchdown in last season's Divisional Playoff game against the Jets.

Wilson is a student of cultural studies and has an extensive international travel background. He's fluent in Portuguese and has spent a great deal of time traveling in Europe and South America. He's been to Spain, Brazil and a host of Caribbean Islands. Wilson learned to speak Portuguese on his

own and would like to learn Spanish as well. His brother, Avery, teaches Spanish in their native Pennsylvania.

Wilson's mother, Deborah, is a social worker who took multiple jobs to support the family, while also going back to school and earning two master's degrees. Traveling has taught Wilson not to take his good fortune for granted, especially when he sees the happiness of people who don't base success or failure on material possessions.

Understanding the fragility of an NFL career, Wilson has taken steps to prepare for life after football. In 2009 he attended the NFL's Business Management and Entrepreneurial Program at the Harvard Business School. An economics major at Pitt, Wilson completed an internship with the Legacy Financial Group in Kansas





Kris Wilson, *continued*

City in 2005 and he has aspirations of returning to school to complete his MBA after his NFL career comes to an end. In 2008, Wilson created the Kris Wilson Foundation, which focuses on learning, reading and literacy for disadvantaged youth throughout Pennsylvania. Each July, he

hosts a foundation weekend in Lancaster that includes a football camp and black-tie gala, and he's currently in the process of implementing the first phase of a literacy program for neighborhood community centers.

TRANSACTION HISTORY: Second-round pick (61) by KC, April 24, 2004...signed four-year contract, July 20, 2004...signed three-year contract with Philadelphia, March 26, 2008...released, Aug. 30, 2008... signed with Chargers, Sept. 1, 2008...re-signed two-year contract, March 6, 2010.

2009: Nov. 8 at NYG first TD catch since 2007...13-yard TD catch for 7-0 lead over NYJ in Divisional Playoffs...led team with two STTs vs. Jets. **2008:** Started Jan. 3 Wild Card vs. IND and Jan. 11 Divisional Playoffs at PIT. **2007:** Personal-best 34 yards receiving at CHI Sept. 16...nine-yard TD catch vs. TEN Dec. 16. **2006:** Started first-career game and first-career TD catch (11 yards) vs. SD Oct. 22...Two-point conversion in Jan. 6 Wild Card at IND. **2005:** Season-high three STTs vs. DEN Dec. 4...INA vs. SD Dec. 24 (rt. quad)...placed on "Reserve-Injured" Dec. 30. **2004:** INA Wks 1-12 (broken left

fibula)...inj. in preseason game at DAL Sept. 2...played first career game vs. DEN Dec. 19.

COLLEGE: Second-team All-Big East as senior...Big East academic selection as soph and junior...43 career starts, including final 42 games...finalist for John Mackey Award as nation's top TE...finished career with 88 catches for 1,431 yards and 15 TDs...redshirted in 1999...played at Pittsburgh from 1999-03...majored in economics.

PERSONAL: Born in Harrisburg, Pennsylvania...attended J.P. McCaskey HS in Lancaster, Pa...first-team All-Lancaster Lebanon Section 1 as LB and WR...also league WR of Year...selected to Big 33 Football Classic and Lancaster County All-Star Game...lettered twice in basketball and once in baseball.

Regular Season		Receiving					Rushing			Special Teams	
Year	Team	G-S	No.-Yds.	Avg.	Long	TD	No.-Yds.	Avg.	Long	TD	Tackles
2004	Kansas City	3-0	0-0	0.0	0	0	0-0	0.0	0	0	0
2005	Kansas City	14-1	3-33	11.0	16	0	1-6	6.0	6	0	4
2006	Kansas City	16-10	15-132	8.8	19	3	0-0	0.0	0	0	5
2007	Kansas City	16-12	24-180	7.5	31	1	3-7	2.3	5	0	6
2008	San Diego	3-0	0-0	0.0	0	0	0-0	0.0	0	0	1
2009	San Diego	16-0	4-28	7.0	21	1	0-0	0.0	0	0	5
Totals		68-23	44-373	8.5	31	5	4-13	3.3	6	0	21

Postseason		Receiving					Rushing			Special Teams	
Year	Team	G-S	No.-Yds.	Avg.	Long	TD	No.-Yds.	Avg.	Long	TD	Tackles
2008	San Diego	2-2	0-0	0.0	0	0	0-0	0.0	0	0	0
2009	San Diego	1-0	1-13	13.0	13t	1	0-0	0.0	0	0	0

Single-game Highs

Receptions — 4 at Chicago Sept. 16, 2007
Receiving Yards — 34 at Chicago Sept. 16, 2007
Receiving Long — 31 at Chicago Sept. 16, 2007
Receiving TDs — 1 (5x) Last at New York Giants Nov. 8, 2009

CHARGERS' OVERTIME GAMES

14-18 overall (.438)

Date	Opponent	W-L	Score	Toss	Date	Opponent	W-L	Score	Toss
10/12/75	L.A. Rams	L	10-13	W	11/21/99	Chicago	L	20-23	L
11/30/75	at Denver	L	10-13	L	10/15/00	at Buffalo	L	24-27	L
12/05/76	San Francisco	W	13-7	W	11/27/05	at Washington	W	23-17	W
11/12/78	Kansas City	W	29-23	L	10/14/01	at New England	L	26-29	W
09/14/80	Oakland	W	30-24	L	12/02/01	at Seattle	L	10-13	L
11/20/80	at Miami	W	27-24	W	10/20/02	at Oakland	W	27-21	W
10/25/81	at Chicago	L	17-20	L	11/17/02	San Francisco	W	20-17	W
01/02/82	at Miami*	W	41-38	W	12/01/02	Denver	W	30-27	L
09/25/83	Cleveland	L	24-30	L	12/29/02	Seattle	L	28-31	L
11/18/84	Miami	W	34-28	W	09/28/03	at Oakland	L	31-34	W
11/10/85	L.A. Raiders	W	40-34	W	12/26/04	at Indianapolis	L	31-34	L
11/17/85	at Denver	L	24-30	W	01/08/05	N.Y. Jets^	L	17-20	W
11/20/86	L.A. Raiders	L	31-37	L	12/09/07	at Tennessee	W	23-17	W
11/01/87	Cleveland	W	27-24	L	01/03/09	Indianapolis^	W	23-21	W
11/25/90	Seattle	L	10-13	W	^ AFC Wild Card Playoff * AFC Divisional Playoff				
10/20/91	Cleveland	L	24-30	W	The team that has won the toss has won on the first possession 11 times. San Diego has won six of those.				
12/08/91	at Kansas City	L	17-20	L					
10/09/95	at Kansas City	L	23-29	L					

VETERANS & RETURNING PLAYERS



DRAFT PICKS, UNDRAFTED ROOKIES, FIRST-YEAR PLAYERS & ROSTERS

Larry English, the Chargers first-round pick in 2009, was a force to be reckoned with as a rookie, recording 16 quarterback hits, tied for most on the team.

Photo: Mike Nowak



24 RYAN MATHEWS

Running Back
6-0, 218
Rookie

Fresno State
Draft 1 – '10
West HS
Bakersfield, Calif.

The Chargers opened the 2010 NFL Draft with a blockbuster trade with Miami, moving up 16 spots to select Mathews with the 12th pick of the first round. A school-record and NCAA-leading 1,808-yard, 19-touchdown rusher as a junior, Mathews became the first running back selected by the Chargers in the first round since 2001.

Regarded by some as one of the best-kept secrets of the NFL Draft, Mathews is a classic downhill runner who has a dangerous blend of power and speed. As a junior at Fresno State, he tallied 17 runs of 20 yards-or-longer and he enjoyed some of his best days against the nation's top defenses, including a 234-yard, three-touchdown day against Boise State in which he averaged a whopping 12.3 yards per carry. In fact, Mathews was the only player in the nation in '09 to rush for 100 yards against three Top-25 teams (No. 5 Cincinnati, No. 6 Boise St. and No. 14 Wisconsin). In three seasons for the Bulldogs, Mathews rushed

for 3,280 yards, scored a school-record 39 touchdowns and averaged an impressive 6.1 yards per carry.

Mathews' path to the NFL was far from easy. He and his adopted brother, Dante, were raised by Ryan's mother, Tricia, a single parent. Dante joined the family when he was 13, but prior to his arrival, Mathews and his mom were actually homeless for a time, living out of an Oldsmobile Cutlass Supreme in Riverside, California. Life began to turn for the family when they sold the car and moved in with Ryan's great-grandmother in Tehachapi, Calif. Tricia was able to find work and a permanent place to live and Mathews was on his way. The family eventually moved to Bakersfield where he became the nation's leading rusher at West High School before earning a scholarship to Fresno State. And when he relocated to Fresno to start his college career, Tricia moved as well. In fact, she has never missed a single one of her son's football games, home or away.

TRANSACTION HISTORY: First-round pick (12), April 22, 2010.

COLLEGE: Second-team All-America by AP and SI and first-team All-WAC in 2009...second-most career yards and carries (534) in school history...school-record 11 total and nine-straight 100-yard rush games in '09...owns third (vs. Boise State '09) and fourth (San Jose State '09) best rushing games in school history...WAC Offensive POW following '09 Boise

State, San Jose State and Utah State games...led nation's frosh in '07 with 14 touchdowns and 6.0 ypc avg...played at Fresno State from 2007-'09...general studies major.

PERSONAL: Born in Riverside, California...led nation in rushing as senior at West High School in Bakersfield, Calif. with 3,396 yards and 44 touchdowns...second-team All-America and first-team all-state in '06...CIF Champions in '05.



51 DONALD BUTLER

Linebacker
6-1, 248
Rookie

Washington
Draft 3 – '10
Del Campo HS
Fair Oaks, Calif.

The Chargers made another trade in the third round, swapping with San Francisco to move up 12 spots and select Butler. A two-year starter for the resurgent Huskies,

Butler racked up 238 tackles during his UW career, including 28 tackles for loss and four sacks.

TRANSACTION HISTORY: Third-round pick (79), April 23, 2010.

COLLEGE: Honorable mention All-America by SI, second-team All-Pac-10, co-captain and team's 950 KJR Defensive POY after leading team with career-high 94 TTs in '09...KING-TV Most Improved Player on defense in '08 and team's Defensive POW after Washington State game...Academic All-

Pac-10 in '07...Travis Spring Most Outstanding Frosh Award for defense in '06...played at Washington from 2006-'09...construction management and business major.

PERSONAL: Born in Sacramento, California...honorable mention All-Metro by Sacramento Bee at Del Campo HS in Fair Oaks, Calif.

DRAFT PICKS, UNDRAFTED ROOKIES & 1ST-YEAR PLAYERS



25 DARRELL STUCKEY

Strong Safety
5-11, 208
Rookie

Kansas
Draft 4 – '10
Washington HS
Kansas City, Kan.

A two-time first-team All-Big 12 choice for a national championship contending team at Kansas, Stuckey played both safety spots for the Jayhawks, however the Chargers plan to play him at strong safety.

Stuckey is comfortable playing down in the box as he finished his career with 295 career tackles, including 11 for

loss. Stuckey's tackle total was the second-highest all-time among Jayhawk defensive backs. The only player with more was former NFL great Leroy Irvin, who had 347 from 1976-79. Stuckey was the Jayhawks' first non-linebacker to lead the team in tackles since 2000.

TRANSACTION HISTORY: Fourth-round pick (110), April 24, 2010.

after two INTs and FF vs. Missouri in '08...redshirted in 2005...played at Kansas from 2005-09...degree in communications.

COLLEGE: First-team All-Big 12 in 2008 and '09...American Football Coaches Association '09 Good Works team...Big 12 Community of Champions in '08...Jayhawks' ST POY and Weight Room Award in '08, and co-winner of Nolan Cromwell Leadership Award...career-high 98 TTs in '08, most by KU DB since 2003...also career-high five INTs...Big 12 Defensive POW

PERSONAL: Born in Kansas City, Kansas...two-time Metro Offensive POY and team MVP at Washington HS in KC...all-state as senior...led team to three-straight KCK league titles...invited to 2005 Kansas Shrine Bowl...all-state in baseball and lettered in basketball and track...sister, Denae, played basketball at Iowa State.



76 CAM THOMAS

Defensive Tackle
6-4, 335
Rookie

North Carolina
Draft 5A – '10
North Moore HS
Robbins, N.C.

The Chargers swapped picks with Philadelphia in the fifth-round, moving up 13 spots to select Thomas, the massive defensive tackle from North Carolina. After the Tar Heels slipped to 64th in the nation in total defense and 56th in


run defense in 2008, the gregarious Thomas put the unit firmly on his 335-pound shoulders and helped them improve to No. 1 in the ACC and No. 10 in the nation in run defense a year later.

TRANSACTION HISTORY: Fifth-round pick (146), April 24, 2010.

09...degree in African-American studies.

COLLEGE: Finished career with 83 TTs, 3.5 sacks, nine TFLs...scored TD on 20-yard FR at Boston College in '09...two-year starter at DT...redshirted in 2005...played at UNC from 2005-

PERSONAL: Born in Cheraw, South Carolina...FB and BKB letterwinner at North Moore HS in Eagle Springs, N.C.



8 JONATHAN CROMPTON

Quarterback
6-3, 222
Rookie

Tennessee
Draft 5B – '10
Tuscola HS
Waynesville, N.C.

Crompton earned a shot at making an NFL roster with a strong senior season for the Volunteers, passing for 2,800

yards and 27 touchdowns, more scoring passes than all but two other quarterbacks in UT history.



DRAFT PICKS, UNRAFTED ROOKIES & 1ST YEAR PLAYERS





Jonathan Crompton, continued

Despite not being invited to the 2010 NFL Combine, Crompton turned an invitation to the Texas vs. The Nation All-Star game into his personal proving ground. He left the Knoxville, Tenn. campus as the school's seventh leading

passer of all-time with 4,187 yards and as a senior put together an impressive streak of 142 passes without an interception, just one off the school's all-time mark.

TRANSACTION HISTORY: Fifth-round pick (168), April 24, 2010...signed four-year contract, June 3.

COLLEGE: Academic All-SEC in 2007...finished career 348 of 629 for 4,187 yards with 36 TDs and 22 INTs...also three rush TDs...redshirted in 2005...played at Tennessee from 2005-09...degree in communications.

PERSONAL: Born in Ashville, North Carolina...All-America QB at Tuscola HS in Waynesville, N.C...."Army of One" award recipient for East in 2005 U.S. Army All-American Bowl...played for N.C. in 2004 Shrine Bowl...two-time All-Mountain Athletic POY, all-state and All-Western Carolina...three-time all-conference shortstop in baseball.



87

DEDRICK EPPS

Tight End
6-4, 246
Rookie

Miami
Draft 7 - '10
Huguenot HS
Richmond, Va.

With their sixth and final pick in the 2010 NFL Draft, the Chargers selected Dedrick (DEE-drick) Epps, a two-year starter and a four-year contributor. He lined up at tight

end, H-back and fullback for the 'Canes and finished his career with 49 catches, 634 yards and six touchdowns.

TRANSACTION HISTORY: Seventh-round pick (235), April 24, 2010.

COLLEGE: Career-best 101 yards, including 69-yard TD catch in 2008 season finale at NC State...Canes first 100-yard TE since 2005...GW TD catch with 1:15 left in 4Q vs.

Florida State in '07...played at Miami from 2006-09...business management major.

PERSONAL: Born in Richmond, Virginia...TE and LB at city's Huguenot HS.

UNDRAFTED ROOKIES & FIRST-YEAR PLAYERS



WR SEYI AJIROTUTU

6-3, 211
Fresno State
Rookie
Free Agent - '10
Oak Ridge HS
El Dorado Hills, Calif.

TRANSACTION HISTORY: Signed two-year contract, May 10, 2010.

COLLEGE: Second-team All-WAC in 2009...eighth on FSU's all-time list with 128 catches and 1,991 yards...scored 12 career TDs and averaged 15.8 ypc for career...redshirted in 2005...played at Fresno State from 2005-09...finance degree.

PERSONAL: Born in Mountain View, California...MVP of Sacramento Bee All-Metro team after leading Oak Ridge HS in El Dorado Hills Calif. to Sac-Joaquin Section D-II title...leading receiver in section in 2004 and Sierra Conference Defensive POY as DB...six catches for 194 yards and three TDs and 15 tackles in section title game vs. Del Oro.



WR GARY BANKS

6-0, 198
Troy
1st NFL Season
3rd with Chargers
Free Agent - '08
Southern Choctaw HS
Melvin, Ala.

TRANSACTION HISTORY: Signed May 2, 2008...waived Aug. 30 and re-signed to practice squad, Sept. 1...re-signed, Jan. 16, 2009...waived Sept. 5 and re-signed to practice squad, Sept. 7...re-signed one-year contract, Jan. 21, 2010.

PRO: Spent entire 2008-09 seasons on Chargers' practice squad. **COLLEGE:** Three-time All-Sun Belt League...Sun Belt Offensive POW after Georgia Tech game in 2006...first-team Academic All-District 4 from CoSIDA and ESPN Magazine in '06...finished career with 155 catches for 1,600 yards and 13 TDs ...played at Troy from 2004-07...physical education major. **PERSONAL:** Born in Meridian, Mississippi...led Southern Choctaw HS in Gilbertown, Alabama to 2A state titles in 1998 and '99 as QB and FS...honorable mention All-USA Today in 1999...also lettered in baseball...after HS, drafted by Chicago Cubs in fifth-round of 2000 MLB Draft (133rd overall)...spent 2000-01 seasons with Cubs' Rookie League

DRAFT PICKS, UNDRAFTED ROOKIES & 1ST-YEAR PLAYERS

team in Arizona...played two full seasons for Boise Hawks in Class A Northwest League (2002-03), batting .241 in '02 and .247 in '03...married, Shaundra.



LB DARRY BECKWITH

6-0, 242
Louisiana State
1st NFL Season
2nd with Chargers
Free Agent - '09
Parkview Baptist HS
Baton Rouge, La.

TRANSACTION HISTORY: Signed May 1, 2009...waived Sept. 5...re-signed to practice squad, Sept. 7...re-signed one-year contract, Feb. 9, 2010.

COLLEGE: Two-time second-team All-SEC...leader of nation's third-ranked defense and national championship team in 2007...finished career with 189 TT, 4.5 sacks, 11.5 TFL and two INT...visited local schools and read to children while at LSU...played for Tigers from 2005-08...general studies major. **PERSONAL:** Born in Baton Rouge, Louisiana...one of top LBs in state at Parkview Baptist HS...3A Defensive MVP for La. after tallying 135 TT, 20 TFL and six sacks as senior...also played running back...nicknamed "Dougie."



T BRADY BOND

6-6, 300
Oklahoma State
Rookie
Free Agent - '10
Garber HS
Garber, Okla.

TRANSACTION HISTORY: Signed two-year contract, May 10, 2010.

COLLEGE: Academic All-Big 12 in 2008...40 career GS, including 2010 Cotton Bowl vs. Ole Miss...helped OSU lead Big 12 in rushing 2006-08...as starting RT in '07, Cowboys allowed third-fewest sacks (11) in nation...starting LT as RS frosh in '06...redshirted in 2005...played at Oklahoma State from 2005-09...education major. **PERSONAL:** Born in Enid, Oklahoma...all-state on eight-man team at Garber (Okla.) HS.



RB CURTIS BRINKLEY

5-9, 208
Syracuse
1st NFL Season
2nd with Chargers
Free Agent - '09
West Catholic HS
Philadelphia, Pa.

TRANSACTION HISTORY: Signed May 1, 2009...placed on "Reserve-Non-Football Injury," July 24...activated, Feb. 8, 2010.

PRO: Spent 2009 season on "Reserve-Non-Football Injury" after he was victim of shooting incident in Philadelphia July

10, 2009. **COLLEGE:** Finished career as 15th all-time rusher at Syracuse with 2,132 yards...1,164 yards as senior ranked fifth all-time...named to Big East Honor Roll after 2008 games vs. Akron, West Va., South Fla. and Louisville...degree in communications. **PERSONAL:** Born in Philadelphia...AAAA Offensive POY at West Catholic HS...set Philadelphia prep school records with 7,429 yards, 85 TDs, 1,007 carries and five 300-yard games to break marks previously held by Kevin Jones of Detroit Lions...record 2,813 rush yards as senior...spent one season (2004) at Hargrave Military Academy.



TE RICHIE BROCKEL

6-1, 251
Boise State
Rookie
Free Agent - '10
Greenway HS
Phoenix, Ariz.

TRANSACTION HISTORY: Signed two-year contract, May 10, 2010.

COLLEGE: Academic All-WAC in 2006 and '07...finished career with 32 catches for 293 yards and eight TDs...redshirted in 2005...played at Boise State from 2005-09...graduated cum laude in accountancy in '08 and began working on master's degree in accounting. **PERSONAL:** Born in Glendale, Arizona...all-state and all-league at Greenway HS in Phoenix...4.0 student named Arizona scholar-athlete...lettered in basketball and track.



TE DAJLEON FARR

6-5, 256
Memphis
Rookie
Free Agent - '10
North Shore HS
Houston, Tex.

TRANSACTION HISTORY: Signed two-year contract, May 10, 2010.

COLLEGE: Played 2009 at Memphis after transferring from University of Miami...had to sit out 2008 season due to transfer rules...14 catches for 76 yards and TD for Tigers...played 2005-07 seasons at Miami, catching 10 passes for 134 yards and three TDs, including TD off fake FG vs. Florida State...history major. **PERSONAL:** Born in Houston, Texas...prepped at North Shore HS in Houston...invited to 2005 Army All-American Bowl...four-year letterman in track and field.



DRAFT PICKS, UNDRAFTED ROOKIES & 1ST YEAR PLAYERS





WR RICHARD GOODMAN

6-0, 192
Florida State
Rookie
Free Agent - '10
St. Thomas Aquinas HS
Ft. Lauderdale, Fla.

TRANSACTION HISTORY: Signed two-year contract, May 10, 2010.

COLLEGE: Finished career with 54 catches for 602 yards and three TDs...recovery of inside kick preserved 12-6 win over Colorado in Boulder in 2007...fractured fibula in eighth game of '07 season vs. Duke and redshirted entire '08 season while recovering...played at Florida State from 2005-'09...degree in social science. **PERSONAL:** Born in Ft. Lauderdale, Florida...all-county at city's St. Thomas Aquinas HS...career-high three INTs as DB in 2004 state championship game.



C-G JEFF HANSEN

6-4, 301
Montana State
Rookie
Free Agent - '10
CM Russell HS
Great Falls, Mont.

TRANSACTION HISTORY: Signed two-year contract, May 10, 2010.

COLLEGE: Sports Network first-team All-America as senior and honorable mention as junior...first-team All-Big Sky and Academic All-Big Sky in 2009...started final 44 games...second-team all-conference as junior...Winner's Circle honors in '07 for grading out at 85 pct. or better in 10 of 11 games...redshirted in 2005...played at Montana State from 2005-'09...mechanical engineering technology major. **PERSONAL:** Born in Great Falls, Montana...two-year starter won state title on gridiron as senior at CM Russell HS in Great Falls...all-state...selected for Shrine and Mon-Dak all-star games...two-time academic all-state...three-year track letterman.



P CORT JOHNSON

5-10, 195
West Texas A&M
Rookie
Free Agent - '10
Randall HS
Amarillo, Tex.

TRANSACTION HISTORY: Signed two-year contract, May 10, 2010.

COLLEGE: Second-team All-Lone Star Conference in 2008 and first-team as soph in '06...tied school record with 86-yard punt in '06...finished career at WTAMU with 131 punts for 5,392 yards and 41.2 ypp...eight career TBs and 28 I-20...played at West Texas A&M from 2006-'08...spent 2005 sea-

son at Concordia University in Seward, Nebraska...degree in sports & exercise science. **PERSONAL:** Born in Canyon, Texas...prepped at Randall HS in Amarillo, Tex.



DE DERRICK JONES

6-4, 315
Grand Valley State
1st NFL Season
2nd with Chargers
Free Agent - '09
Silver Valley HS
Yermo, Calif.

TRANSACTION HISTORY: Signed with PIT, May 7, 2007...waived Sept. 4...signed to ATL PS Oct. 17...waived Nov. 6 and re-signed to Falcons' PS Nov. 20...signed to ATL active roster Dec. 26...waived June 20, 2008...signed with BUF, Aug. 7...waived Aug. 30...signed to TEN PS Dec. 9...re-signed with Titans, Jan. 12, 2009...waived July 29...re-signed with BUF Aug. 6...waived Sept. 5...signed to MIA PS Oct. 7...waived Oct. 27...signed to Chargers' PS Dec. 1...re-signed one-year contract, Jan. 29, 2010.

PRO: Spent time on ATL, TEN, MIA and SD practice squads...played in 2007 season finale for ATL vs. SEA. **COLLEGE:** All-region in 2006 as senior after team-leading 17.5 TFLs and 9.5 sacks...career totals at GVS were 70 tackles, 18.5 TFLs and 11.5 sacks...spent 2002-'03 seasons at Victor Valley College and first-team All-Foothills Conference in '03...red-shirted in 2004...majored in movement science **PERSONAL:** Born in Huntsville, Alabama...lettered in FB and track at Silver Valley HS in Yermo, Calif...all-CIF and All-Desert Mountain League as senior...cousin is former MLB OF Eric Davis.



LB BRANDON LANG

6-3, 266
Troy
Rookie
Free Agent - '10
Tucker HS
Tucker, Ga.

TRANSACTION HISTORY: Signed two-year contract, May 10, 2010.

COLLEGE: First-team All-Sun Belt in 2009 and invited to Senior Bowl and East-West Shrine Game...led conference in sacks (10.5) and second in TFL's (17.5) in '08, ranking 12th and 14th in nation, respectively...school-record for sack and TFL yards lost in '08...finished career with 168 tackles, 36 TFLs and 22.5 sacks...played at Troy from 2006-'09...sport and fitness management major. **PERSONAL:** Born in Atlanta, Georgia...attended Hargrave Military Academy in Chatham, Virginia before Troy...originally committed to Georgia...two-time all-state and all-region at Tucker (Ga.) HS...invited to Georgia North-South All-Star Game and nominated for Army All-American Bowl...state-record 35 sacks and 61 TFLs as senior...played one season of baseball.

DRAFT PICKS, UNRAFTED ROOKIES & 1ST-YEAR PLAYERS



FB BILLY LATSKO

5-10, 233
Florida
1st NFL Season
3rd with Chargers
Free Agent - '08
Buchholz HS
Gainesville, Fla.

TRANSACTION HISTORY: Signed with CAR, May 4, 2007... waived Sept. 1 and re-signed to PS, Sept. 3...waived Oct. 2 and re-signed to PS, Oct. 9...signed to active roster, Nov. 6 and waived Nov. 10...re-signed to PS Nov. 13...signed with PIT, Jan. 14, 2008 and waived Aug. 30...re-signed to CAR PS, Sept. 1 and waived Sept. 30...signed to Chargers' practice squad, Oct. 15 and to active roster, Nov. 29...waived Sept. 5, 2009 and re-signed to PS Sept. 7...re-signed one-year contract, Jan. 29, 2010.

PRO: Spent 15 weeks on CAR PS in 2007 and four weeks in '08...five weeks on SD PS in '08 before being signed to active roster where he was INA for five games and active but DNP in two others...spent entire '09 season on SD PS. **COLLEGE:** Won National Championship over Ohio State as senior... played in 51 career games at Florida...11 catches as sophomore in 2004 were most by Gators FB since 1992...redshirted in 2002...played at UF from 2002-06...degree in building construction. **PERSONAL:** Born in Gainesville, Florida...all-area and all-state at Buchholz HS in Gainesville...competed in baseball and weightlifting...married, Amanda...couple has daughter, Cameron Lee



C RYAN McDONALD

6-4, 293
Illinois
1st NFL Season
2nd with Chargers
Free Agent - '09
West Ottawa HS
Holland, Mich.

TRANSACTION HISTORY: Signed May 1, 2009...waived Sept. 5...re-signed one-year contract, Jan. 21, 2010.

COLLEGE: Two-time second-team All-Big 10...tied school record with 48 career GS, including 2008 Rose Bowl vs. USC... anchored leading rush offense in Big Ten as soph when Illini rushed for 2,266 yards, most since 1973, and 5.2 avg., most since '78...Frosh All-Big Ten from *Sporting News*... Academic All-America and National Football Foundation Scholar-Athlete as senior and CoSIDA Academic All-America as frosh and junior...team scholar-athlete award as frosh and soph with 3.87 GPA...CoSIDA all-district and two-time Academic All-Big Ten as frosh and soph...redshirted in 2004...played at Illinois from 2004-08...participated in Fellowship of Christian Athletes...graduated summa cum laude with degree in aerospace engineering...currently in master's program...father, Phil, played center at Illinois from 1974-76. **PERSONAL:** Born in Toledo, Ohio...all-area and all-conference at West Ottawa HS in Holland, Michigan...team captain...selected for Michigan HS FB Coaches Association All-Star Game...also nominated for US Army All-American Bowl...two-year starter and team captain for conference champion basketball team...National Honor Society with 3.99 GPA in HS...three-year winner of school's scholar-athlete award.



RB SHAWN BREY McNEAL

5-9, 190
Southern Methodist
Rookie
Free Agent - '10
Madison HS
Dallas, Tex.

TRANSACTION HISTORY: Signed two-year contract, May 10, 2010.

COLLEGE: Honorable mention All-Conference USA after rushing for 1,188 yards and 12 TDs as junior at SMU in 2009... also 31 rec. for 283 yards and two scores...transferred from Miami in '09 to be closer to mother, who was ailing from diabetes and granted waiver from NCAA to play immediately...33 catches for 152 yards and three TDs during 2007-08 seasons at Miami...sociology major. **PERSONAL:** Born in Dallas, Texas... two-time all-state and district MVP at Madison HS in Dallas... two-time Texas 3A champion in 100 meters.



LB MIKE NIXON

6-3, 232
Arizona State
Rookie
Free Agent - '10
Sunnyslope HS
Phoenix, Ariz.

TRANSACTION HISTORY: Signed two-year contract, May 18, 2010.

COLLEGE: Honorable mention All-Pac-10 2008 and '09... three-time first-team Academic All-Pac-10 and ESPN Magazine Academic All-District VIII...finished career with 253 TTs, 25 TFLs, 5.5 sacks and eight INTs...led Sun Devils in TTs as junior and senior...tied for Pac-10 title with five INTs in '08...Pac-10 Defensive POW and Lott Trophy IMPACT POW after three INTs, including return for TD, and blocked punt in '09 win vs. Idaho State...co-winner of team's Defensive MVP award in '08...also co-winner of team's Clyde B. Smith Award for academic achievement...played at Arizona State from 2006-09...political science degree **PERSONAL:** Born in Phoenix, Arizona...highly-decorated prep graduated Sunnyslope HS in Phoenix as state's career passing leader...37-11 record as QB and two-time all-state safety...Phoenix Big School POY as senior...signed with Los Angeles Dodgers and spent 2002-05 seasons as catcher in farm system...older brother, Matt, played football at Cal-Berkeley from 1998-02.



T RYAN OTTERSON

6-5, 291
Wyoming
Rookie
Free Agent - '10
Thornton HS
Thornton, Colo.

TRANSACTION HISTORY: Signed two-year contract, May 10, 2010.

Continued next page



DRAFT PICKS, UNRAFTED ROOKIES & 1ST YEAR PLAYERS



Ryan Otterson, *continued*

COLLEGE: Started final 37 games at LT after becoming starter during soph season...team's most mobile OL and best pass blocker in '09...redshirted in 2005...played at Wyoming from 2005-09...history degree. **PERSONAL:** Born in Albert Lea, Minnesota...all-state, all-conference and all-region as senior OT at Thornton (Colo.) HS...Front Range League Athlete of Month in Oct. '04...team captain as senior...all-conference DE as junior...lettered three years in BKB...member National Technical Honor Society.



T NICK RICHMOND

6-8, 309
Texas Christian
Rookie
Free Agent - '10
South Garland HS
Garland, Tex.

TRANSACTION HISTORY: Signed two-year contract, May 10, 2010.

COLLEGE: Selected for 2010 Texas vs. Nation All-Star Challenge...three-year starter played in 44 career games...redshirted in 2005...played at TCU from 2005-09...graduated with degree in communications in 2008 and worked on master's in liberal arts during senior season. **PERSONAL:** Born in Dallas, Texas...all-district in FB, and lettered in track & field and tennis at South Garland (Tx) HS.



CB TRAYE SIMMONS

5-9, 180
Minnesota
Rookie
Free Agent - '10
Marietta HS
Marietta, Ga.

TRANSACTION HISTORY: Signed two-year contract, May 10, 2010.

COLLEGE: Second-team All-Big Ten in 2008 and honorable mention in '09...led conference and fifth in nation with 14 PBUs in '08...played 2008-09 seasons at Minnesota, totaling 95 TTs, six INTs and 22 PBUs...spent 2006-07 seasons at College of Sequoias earning first-team All-Valley Conference honors as soph...youth studies major. **PERSONAL:** Born in Tallahassee, Florida...all-state, all-county and Cobb County TD Club DB of Year at Marietta (Ga.) HS...five INTs for Region 5A title team as senior.



WR ERNEST SMITH

6-3, 200
Baylor
Rookie
Free Agent - '10
Edna Karr Magnet HS
New Orleans, La.

TRANSACTION HISTORY: Signed two-year contract, May 10, 2010.

COLLEGE: Threw 33-yard TD pass at Wake Forest in '09...played in 36 career games and caught 73 passes for 837 yards and nine TDs...played at Baylor from 2006-09...general studies degree. **PERSONAL:** Born in New Orleans, Louisiana...began prep career at Edna Karr Magnet in N.O. but moved to Texas after Hurricane Katrina...spent senior FB season at Tyler (Tx.) HS, earning second-team all-district honors and returned to Karr HS for final semester.



WR BRYAN WALTERS

6-0, 190
Cornell
Rookie
Free Agent - '10
Juanita HS
Kirkland, Wash.

TRANSACTION HISTORY: Signed two-year contract, May 10, 2010.

COLLEGE: Second-team All-Ivy League in 2009...led Ivy League and fifth in nation with 171.6 total ypg...second-best season mark at Cornell behind only 1971 Heisman Trophy runner-up season of Ed Marinaro...three-time Ivy League POW in '09...338-yard game vs. Fordham was most in FCS in '09...finished career with league records for PR (972) and KOR (2,790) yards...second in all-purpose yards (5,795)...fourth all-time at Cornell with 144 catches and 2,032 yards...12 career TD catches...played at Cornell from 2006-09...economics major. **PERSONAL:** Born in Seattle, Washington...three-time all-league at Juanita HS in Kirkland, Wash...senior team captain set school records for all-purpose yards...team MVP as junior and school POY as senior...National Football Foundation Scholar-Athlete...three-time all-league in baseball and all-league-league and team captain in basketball.



WR JEREMY WILLIAMS

6-0, 203
Tulane
Rookie
Free Agent - '10
Sterling HS
Baytown, Tex.

TRANSACTION HISTORY: Signed two-year contract, May 10, 2010.

COLLEGE: Honorable mention All-Conference USA in 2009...South MVP of '10 Senior Bowl...named to Louisiana Sportswriters second-team in '09...finished career fourth in school history in receptions (197) and receiving yards (2,807), and seventh in TD catches (19)...Louisiana Offensive POW after 222-yard game vs. No. 14 East Carolina in '08...honorable mention Frosh All-America by Sporting News and all-conference as RS frosh in '06...redshirted in 2005...played at Tulane from 2005-09...degree in media arts. **PERSONAL:** Born in Baytown, Texas...District Offensive MVP and all-district at Baytown's Sterling HS...also lettered in basketball and track and field.

DRAFT PICKS, UNDRAFTED ROOKIES & 1ST-YEAR PLAYERS



LB KION WILSON

6-0, 240
 South Florida
 Rookie
 Free Agent - '10
 Raines HS
 Jacksonville, Fla.

TRANSACTION HISTORY: Signed two-year contract, May 10, 2010.

COLLEGE: Consensus first-team All-Big East, and team's Defensive Playmaker of Year and Defensive MVP in 2009...Big East Defensive POW after WVA game in '09...18 TTs vs. Rutgers in '09 second-most in USF history...received 26 stitches in hand in first-half of '09 game vs. Florida State and returned for second half of upset of 17th-ranked Seminoles...played at South Florida 2008-09, recording 171 TTs, 12.5 TFLs, two sacks, two INTs and two FFs...played 2006-07 seasons at Pearl River CC...communications major. **PERSONAL:** Born in Miami, Florida...prepped at Raines HS in Jacksonville, Fla....uncle, Elliott Walker, played for SF 49ers and in Arena League...cousin, Cleveland Pratt played for Tampa Bay of AFL.

2010 ALPHABETICAL ROSTER

(ages as of July 1, 2010)

No.	Name	Pos.	Ht.	Wt.	Age	Exp.	College	High School	Hometown
90	Applewhite, Antwan	OLB	6-3	258	25	3	San Diego State	Narbonne	Los Angeles, Calif.
89	Ajrotutu, Seyi	WR	6-3	211	23	R	Fresno State	Oak Ridge	El Dorado Hills, Calif
12	Banks, Gary	WR	6-0	198	28	1	Troy	Southern Choctaw	Melvin, Ala.
46	Beckwith, Darry	ILB	6-0	242	23	1	Louisiana State	Parkview Baptist	Baton Rouge, La.
97	Bingham, Ryon	DE-DT	6-3	303	29	6	Nebraska	Alta	Sandy, Utah
50	Binn, David	LS	6-3	228	38	17	California	San Mateo	San Mateo, Calif.
78	Bond, Brady	T	6-6	300	24	R	Oklahoma State	Garber	Garber, Okla.
70	Boone, Alfonso	DE	6-3	320	34	10	Mt. San Antonio	Hill	Saginaw, Mich.
44	Brinkley, Curtis	RB	5-9	208	24	1	Syracuse	West Catholic	Philadelphia, Pa.
47	Brockel, Richie	TE	6-1	251	23	R	Boise State	Greenway	Philadelphia, Pa.
51	Butler, Donald	ILB	6-1	248	21	R	Washington	Del Campo	Fair Oaks, Calif.
99	Burnett, Kevin	ILB	6-3	240	27	6	Tennessee	Dominguez	Compton, Calif.
20	Cason, Antoine	CB	6-1	195	23	3	Arizona	Los Alamitos	Long Beach, Calif.
93	Castillo, Luis	DE	6-3	290	26	6	Northwestern	Garfield	Garfield, N.J.
74	Cesaire, Jacques	DE	6-2	295	29	8	So. Connecticut St.	Gardner	Gardner, Mass.
75	Clark, Corey	T	6-5	325	26	2	Texas A&M	Smithson Valley	Spring Branch, Tex.
66	Clary, Jeromey	T	6-6	320	26	4	Kansas State	Mansfield	Mansfield, Tex.
54	Cooper, Stephen	ILB	6-1	235	31	8	Maine	Wareham	Wareham, Mass.
8	Crompton, Jonathan	QB	6-3	222	22	R	Tennessee	Tuscola	Waynesville, N.C.
84	Davis, Buster	WR	6-1	210	24	4	Louisiana State	Walker	New Orleans, La.
68	Dielman, Kris	G	6-4	320	29	8	Indiana	Troy	Troy, Ohio
62	Dombrowski, Brandy	G-T	6-5	323	25	2	San Diego State	Green Valley	Henderson, Nev.
52	English, Larry	OLB	6-2	255	24	2	Northern Illinois	Marmion Military Academy	Aurora, Ill.
87	Epps, Dedrick	TE	6-4	246	22	R	Miami (Fla.)	Huguenot	Richmond, Va.
49	Farr, DajLeon	TE	6-5	256	23	R	Memphis	North Shore	Houston, Tex.
80	Floyd, Malcom	WR	6-5	225	28	5	Wyoming	River City	Sacramento, Calif.
71	Garay, Antonio	DT	6-4	320	30	4	Boston College	Rahway	Rahway, N.J.
85	Gates, Antonio	TE	6-4	260	30	8	Kent State	Central	Detroit, Mich.
16	Goodman, Richard	WR	6-0	192	23	R	Florida State	St. Thomas Aquinas	Ft. Lauderdale, Fla.
28	Gregory, Steve	SS	5-11	195	27	5	Syracuse	Curtis	Staten Island, N.Y.
69	Green, Tyronne	G	6-2	316	24	2	Auburn	Woodham	Pensacola, Fla.
64	Hansen, Jeff	C-G	6-4	301	23	R	Montana State	CM Russell	Great Falls, Mont.
61	Hardwick, Nick	C	6-4	305	28	7	Purdue	Lawrence North	Indianapolis, Ind.
22	Hester, Jacob	FB	5-11	235	25	3	Louisiana State	Evangel Christian	Shreveport, La.
53	Holt, James	LB	6-2	223	23	2	Kansas	Altus	Altus, Okla.
26	Hughes, Brandon	CB	5-11	188	24	2	Oregon State	Bloomington	Bloomington, Ill.
33	Hughes, Dante	CB	5-10	190	24	4	California	Crenshaw	Los Angeles, Calif.
83	Jackson, Vincent	WR	6-5	230	27	6	Northern Colorado	Widefield	Colorado Springs, Colo.
23	Jammer, Quentin	CB	6-0	204	31	9	Texas	Angleton	Angleton, Tex.
4	Johnson, Cort	P	5-10	195	24	R	West Texas A&M	Randall	Amarillo, Tex.
96	Johnson, Travis	DE-DT	6-3	311	28	6	Florida State	Notre Dame	Sherman Oaks, Calif.
77	Jones, Derrick	DE	6-4	315	25	1	Grand Valley State	Silver Valley	Yermo, Calif.
10	Kaeding, Nate	K	6-0	187	28	7	Iowa	West	Iowa City, Iowa
57	Lang, Brandon	LB	6-3	266	24	R	Troy	Tucker	Tucker, Ga.
34	Latsko, Billy	FB	5-10	233	26	1	Florida	Bucholz	Gainesville, Fla.
92	Martin, Vaughn	DE-DT	6-4	330	24	2	Western Ontario	South Secondary	London, Ontario
29	Mason, Marcus	RB	5-9	226	26	3	Youngstown State	Georgetown Prep	Rockville, Md.
24	Mathews, Ryan	RB	6-0	218	22	R	Fresno State	West	Bakersfield, Calif.



SAN DIEGO CHARGERS

2010 Alphabetical Roster, continued

60	McDonald, Ryan	C	6-4	293	24	1	Illinois	West Ottawa	Holland, Mich.
81	McMichael, Randy	TE	6-3	248	31	9	Georgia	Peach County	Fort Valley, Ga.
40	McNeal, Shawnbrey	RB	5-9	190	21	R	Southern Methodist	Madison	Dallas, Tex.
73	McNeill, Marcus	T	6-7	336	26	5	Auburn	Cedar Grove	Ellenwood, Ga.
56	Merriman, Shawne	OLB	6-4	265	26	6	Maryland	Frederick Douglass	Upper Marlboro, Md.
63	Mruczkowski, Scott	C-G	6-5	310	28	6	Bowling Green	Benedictine	Garfield Heights, Ohio
11	Naanee, Legedu	WR	6-2	220	26	4	Boise State	Franklin	Portland, Ore.
58	Nixon, Mike	LB	6-3	232	26	R	Arizona State	Sunnyslope	Phoenix, Ariz.
9	Novak, Nick	K	6-0	198	28	4	Maryland	Albemarle	Charlottesville, Va.
91	Nwagbuo, Ogemdi	DE-DT	6-4	312	24	2	Michigan State	Mt. Miguel	Spring Valley, Calif.
27	Oliver, Paul	FS	5-11	210	26	4	Georgia	Harrison	Kennesaw, Ga.
67	Otterson, Ryan	T	6-5	291	23	R	Wyoming	Thornton	Thornton, Colo.
95	Phillips, Shaun	OLB	6-3	250	29	7	Purdue	Willingboro	Willingboro, N.J.
82	Reed, Josh	WR	5-10	210	30	9	Louisiana State	Rayne	Rayne, La.
79	Richmond, Nick	T	6-8	309	23	R	Texas Christian	South Garland	Garland, Tex.
17	Rivers, Philip	QB	6-5	228	28	7	North Carolina State	Athens	Athens, Ala.
5	Scifres, Mike	P	6-2	221	29	8	Western Illinois	Destrehan	Destrehan, La.
59	Siler, Brandon	ILB	6-2	239	24	4	Florida	Evans	Orlando, Fla.
37	Simmons, Traye	CB	5-9	180	23	R	Minnesota	Marietta	Marietta, Ga.
13	Smith, Ernest	WR	6-3	200	22	R	Baylor	Edna Karr Magnet	New Orleans, La.
41	Spillman, C.J.	FS	6-0	199	24	2	Marshall	Central	Louisville, Ky.
43	Sproles, Darren	RB-KR	5-6	190	27	6	Kansas State	Olathe North	Olathe, Kan.
30	Strickland, Donald	CB	5-10	185	29	7	Colorado	Archbishop Riordan	San Francisco, Calif.
25	Stuckey, Darrell	SS	5-11	208	23	R	Kansas	Washington	Kansas City, Kan.
76	Thomas, Cam	DT	6-4	335	23	R	North Carolina	North Moore	Robbins, N.C.
72	Thomas, Tra	T	6-7	316	35	13	Florida State	DeLand	DeLand, Fla.
35	Tolbert, Mike	FB	5-9	243	24	3	Coastal Carolina	Douglas County	Douglasville, Ga.
94	Tucker, Jyles	OLB	6-3	258	26	4	Wake Forest	Morristown Beard	Dover, N.J.
31	Vasher, Nathan	CB	5-11	185	28	7	Texas	Texarkana	Texarkana, Tex.
65	Vasquez, Louis	G	6-5	335	23	2	Texas Tech	Corsicana	Corsicana, Tex.
7	Volek, Billy	QB	6-2	214	34	11	Fresno State	Clovis West	Fresno, Calif.
15	Walters, Bryan	WR	6-0	190	22	R	Cornell	Juanita	Kirkland, Wash.
32	Weddle, Eric	FS	5-11	200	25	4	Utah	Alta Loma	Alta Loma, Calif.
86	Williams, Jeremy	WR	6-0	203	23	R	Tulane	Sterling	Baytown, Tex.
42	Wilson, Kion	LB	6-0	240	23	R	South Florida	Raines	Jacksonville, Fla.
88	Wilson, Kris	TE	6-2	245	28	7	Pittsburgh	J.P. McCaskey	Lancaster, Pa.

DRAFT PICKS, UNDRAFTED ROOKIES & 1ST-YEAR PLAYERS

2010 NUMERICAL ROSTER

No.	Name	Pos.	No.	Name	Pos.	No.	Name	Pos.
4	Cort Johnson	P	40	Shawnbrey McNeal	RB	71	Antonio Garay	DT
5	Mike Scifres	P	41	C.J. Spillman	FS	72	Tra Thomas	T
7	Billy Volek	QB	42	Kion Wilson	LB	73	Marcus McNeill	T
8	Jonathan Crompton	QB	43	Darren Sproles	RB-KR	74	Jacques Cesaire	DE
9	Nick Novak	K	44	Curtis Brinkley	RB	75	Corey Clark	T
10	Nate Kaeding	K	46	Darry Beckwith	ILB	76	Cam Thomas	DT
11	Legedu Naanee	WR	47	Richie Brockel	TE	77	Derrick Jones	DE
12	Gary Banks	WR	49	DajLeon Farr	TE	78	Brady Bond	T
13	Ernest Smith	WR	50	David Binn	LS	79	Nick Richmond	T
15	Bryan Walters	WR	51	Donald Butler	ILB	80	Malcom Floyd	WR
16	Richard Goodman	WR	52	Larry English	OLB	81	Randy McMichael	TE
17	Philip Rivers	QB	53	James Holt	LB	82	Josh Reed	WR
20	Antoine Cason	CB	54	Stephen Cooper	ILB	83	Vincent Jackson	WR
22	Jacob Hester	FB	56	Shawne Merriman	OLB	84	Buster Davis	WR
23	Quentin Jammer	CB	57	Brandon Lang	LB	85	Antonio Gates	TE
24	Ryan Mathews	RB	58	Mike Nixon	LB	86	Jeremy Williams	WR
25	Darrell Stuckey	SS	59	Brandon Siler	ILB	87	Dedrick Epps	TE
26	Brandon Hughes	CB	60	Ryan McDonald	C	88	Kris Wilson	TE
27	Paul Oliver	FS	61	Nick Hardwick	C	89	Seyi Ajirrotutu	WR
28	Steve Gregory	SS	62	Brandyn Dombrowski	G-T	90	Antwan Applewhite	OLB
29	Marcus Mason	RB	63	Scott Mruczkowski	C-G	91	Ogemdi Nwagbuo	DE-DT
30	Donald Strickland	CB	64	Jeff Hansen	C-G	92	Vaughn Martin	DE-DT
31	Nathan Vasher	CB	65	Louis Vasquez	G	93	Luis Castillo	DE
32	Eric Weddle	FS	66	Jeromey Clary	T	94	Jyles Tucker	OLB
33	Dante Hughes	CB	67	Ryan Otterson	T	95	Shaun Phillips	OLB
34	Billy Latsko	FB	68	Kris Dielman	G	96	Travis Johnson	DE-DT
35	Mike Tolbert	FB	69	Tyrone Green	G	97	Ryan Bingham	DE-DT
37	Traye Simmons	CB	70	Alfonso Boone	DE	99	Kevin Burnett	ILB



2009 IN REVIEW

Stephen Cooper made life tough on the opposition once again in 2009, leading the Chargers in tackles for the third consecutive season.

Photo: Mike Nowak



2009 FINAL NFL STANDINGS

AMERICAN FOOTBALL CONFERENCE

WEST	W	L	T	Pct.	PF	PA	Home	Away	AFC	NFC	Div.
San Diego*	13	3	0	.813	454	320	6-2	7-1	9-3	4-0	5-1
Denver	8	8	0	.500	326	324	4-4	4-4	6-6	2-2	3-3
Oakland	5	11	0	.313	197	379	2-6	3-5	4-8	1-3	2-4
Kansas City	4	12	0	.250	294	424	1-7	3-5	3-9	1-3	2-4
SOUTH	W	L	T	Pct.	PF	PA	Home	Away	AFC	NFC	Div.
Indianapolis*	14	2	0	.875	416	307	7-1	7-1	10-2	4-0	6-0
Houston	9	7	0	.563	388	333	4-4	5-3	6-6	3-1	1-5
Tennessee	8	8	0	.500	354	402	5-3	3-5	4-8	4-0	2-4
Jacksonville	7	9	0	.438	290	380	5-3	2-6	6-6	1-3	3-3
NORTH	W	L	T	Pct.	PF	PA	Home	Away	AFC	NFC	Div.
Cincinnati*	10	6	0	.625	305	291	6-2	4-4	7-5	3-1	6-0
Baltimore#	9	7	0	.563	391	261	6-2	3-5	7-5	2-2	3-3
Pittsburgh	9	7	0	.563	368	324	6-2	3-5	6-6	3-1	2-4
Cleveland	5	11	0	.313	245	375	3-5	2-6	5-7	0-4	1-5
EAST	W	L	T	Pct.	PF	PA	Home	Away	AFC	NFC	Div.
New England*	10	6	0	.625	427	285	8-0	2-6	7-5	3-1	4-2
New York Jets#	9	7	0	.563	348	236	4-4	5-3	7-5	2-2	2-4
Miami	7	9	0	.438	360	390	4-4	3-5	5-7	2-2	4-2
Buffalo	6	10	0	.375	258	326	3-5	3-5	4-8	2-2	2-4

NATIONAL FOOTBALL CONFERENCE

WEST	W	L	T	Pct.	PF	PA	Home	Away	AFC	NFC	Div.
Arizona*	10	6	0	.625	375	325	4-4	6-2	2-2	8-4	4-2
San Francisco	8	8	0	.500	330	281	6-2	2-6	1-3	7-5	5-1
Seattle	5	11	0	.313	280	390	4-4	1-7	1-3	4-8	3-3
St. Louis	1	15	0	.063	175	436	0-8	1-7	0-4	1-11	0-6
SOUTH	W	L	T	Pct.	PF	PA	Home	Away	AFC	NFC	Div.
New Orleans*	13	3	0	.813	510	341	6-2	7-1	4-0	9-3	4-2
Atlanta	9	7	0	.563	363	325	6-2	3-5	3-1	6-6	3-3
Carolina	8	8	0	.500	315	308	5-3	3-5	0-4	8-4	4-2
Tampa Bay	3	13	0	.188	244	400	1-7	2-6	0-4	3-9	1-5
NORTH	W	L	T	Pct.	PF	PA	Home	Away	AFC	NFC	Div.
Minnesota*	12	4	0	.750	470	312	8-0	4-4	3-1	9-3	5-1
Green Bay#	11	5	0	.688	461	297	6-2	5-3	2-2	9-3	4-2
Chicago	7	9	0	.438	327	375	5-3	2-6	2-2	5-7	3-3
Detroit	2	14	0	.125	262	494	2-6	0-8	1-3	1-11	0-6
EAST	W	L	T	Pct.	PF	PA	Home	Away	AFC	NFC	Div.
Dallas*	11	5	0	.688	361	250	6-2	5-3	2-2	9-3	4-2
Philadelphia#	11	5	0	.688	429	337	6-2	5-3	2-2	9-3	4-2
New York	8	8	0	.500	402	427	4-4	4-4	2-2	6-6	4-2
Washington	4	12	0	.250	266	336	3-5	1-7	2-2	2-10	0-6

* Division Champion
Wild Card team

NATIONAL FOOTBALL LEAGUE POSTSEASON

AFC Wild Card Round

New York Jets 24, at Cincinnati 14
Baltimore 33, at New England 14

AFC Divisional Playoffs

at Indianapolis 20, Baltimore 3
New York Jets 17, at San Diego 14

AFC Championship Game

at Indianapolis 30, New York Jets 17

Pro Bowl, Dolphins Stadium

South Florida (January 31, 2010)
AFC 41, NFC 34

NFC Wild Card Round

at Dallas 34, Philadelphia 14
at Arizona 51, Green Bay 45 (OT)

NFC Divisional Playoffs

at New Orleans 45, Arizona 14
at Minnesota 34, Dallas 3

NFC Championship Game

at New Orleans 31, Minnesota 28 (OT)

Super Bowl XLIV, Dolphins Stadium,

South Florida (February 7, 2010)
New Orleans 31, Indianapolis 17

2009 REGULAR-SEASON STATISTICS

† Local Television Blackout Lifted

(13-3 Overall) First AFC West - Norv Turner Home (6-2); Away (7-1); Postseason (0-1)

Date	W/L	Score	Opponent	Att.
09/14	W	24-20	at Oakland	61,940
09/20	L	26-31	Baltimore †	66,882
09/27	W	23-13	Miami †	67,230
10/04	L	28-38	at Pittsburgh	64,045
10/19	L	23-34	Denver †	68,615
10/25	W	37-7	at Kansas City	69,337
11/01	W	24-16	Oakland †	67,016
11/08	W	21-20	at New York Giants	78,774
11/15	W	31-23	Philadelphia †	68,879
11/22	W	32-3	at Denver	74,707
11/29	W	43-14	at Kansas City †	65,280
12/06	W	30-23	at Cleveland †	67,978
12/13	W	20-17	at Dallas	90,552
12/20	W	27-24	Cincinnati †	68,889
12/25	W	42-17	at Tennessee	69,143
01/03	W	23-20	Washington †	67,554

AFC Divisional Playoffs

01/17 L 14-17 New York Jets †

	San Diego	Opponent
TOTAL FIRST DOWNS	330	309
Rushing	80	112
Passing	222	177
Penalty	28	20
Third Down: Made/Att	83/187	82/203
Third Down Pct.	44.4%	40.4%
Fourth Down: Made/Att	5/10	10/20
Fourth th Down Pct.	50.0%	50.0%
TOTAL NET YARDS	3601	3270
Total Plays	972	991
Avg. Per Game	5.9	5.3
NET YARDS RUSHING	1423	1884
Avg. Per Game	88.9	117.8
Total Rushes	427	422
NET YARDS PASSING	4338	3348
Avg. Per Game	271.1	209.3
Sacked/Yards Lost	26/168	35/221
Gross Yards	4506	3569
Attempts/Completions	519/338	534/326
Completion Pct.	65.1%	61.0%
Had Intercepted	10	14
PUNTS/AVERAGE	52/45.0	63/43.0
NET PUNTING AVG.	39.2	37.6
PENALTIES/YARDS	78/570	103/795
FUMBLES/BALL LOST	14/77	24/111
TOUCHDOWNS	51	35
Rushing	17	10
Passing	29	23
Returns	5	2
TIME OF POSSESSION	29:58	30:02

Score by Quarters

Chargers	Q1	Q2	Q3	Q4	OT	PTS.
Opponents	103	120	107	124	0	454
	51	98	57	114	0	320

Scoring	TD	RU	PA	RT	PAT	FG	PTS.
Kaeding	0	0	0	0	50/51	32/35	146
Tomlinson	12	12	0	0	0/0	0/0	72
Jackson	9	0	9	0	0/0	0/0	54
Sproles	8	3	4	1	0/0	0/0	48
Gates	8	0	8	0	0/0	0/0	48
Tolbert	4	1	3	0	0/0	0/0	24
Hester	2	0	0	2	0/0	0/0	12
Naanee	2	0	2	0	0/0	0/0	12
Oliver	1	0	0	1	0/0	0/0	6
Chambers	1	0	1	0	0/0	0/0	6
Floyd	1	0	1	0	0/0	0/0	6
Wilson	1	0	1	0	0/0	0/0	6
Weddle	1	0	0	1	0/0	0/0	6
Rivers	1	1	0	0	0/0	0/0	6
Chargers	51	17	29	5	50/51	32/35	454
Opponents	35	10	23	2	33/33	25/29	320

2-Pt. Conversions: Chargers 0-0, Opponents 1-2

Sacks: Phillips 7.0, Merriman 4.0, Boone 3.0, Burnett 2.5, Siler 2.0, Gregory 2.0, Harris 2.0, Castillo 2.0, English 2.0, Weddle 1.5, Ellison 1.0, Oliver 1.0, Nwagwu 1.0, Dobbins 1.0, Scott 1.0, Cesaire 1.0. **Chargers: 34.0**, Opponents: 26.0

Passing	Att.	Comp.	Yds.	Comp. %	Yds./Att.
PRivers	486	317	4254	65.2%	8.8
B.Volek	31	20	231	64.5%	7.5
L.Naanee	1	1	21	100.0%	21.0
L.Tomlinson	1	0	0	0.0%	0.0
Chargers	519	338	4506	65.1%	8.7
Opponents	534	326	3569	61.0%	6.7

Rushing	No.	Yds.	Avg.	Long	TD
Tomlinson	223	730	3.3	36	12
Sproles	93	343	3.7	21	3
Tolbert	25	148	5.9	32	1
Hester	21	74	3.5	15	0
Bennett	23	65	2.8	14	0
Rivers	26	50	1.9	15	1
Jackson	3	11	3.7	12	0
Naanee	3	7	2.3	10	0
Davis	1	4	4.0	4	0
Volek	9	-9	-1.0	-1	0
Chargers	427	1423	3.3	36	17
Opponents	422	1884	4.5	36	10

Receiving	No.	Yds.	Avg.	Long	TD
Gates	79	1157	14.6	56	8
Jackson	68	1167	17.2	55	9
Floyd	45	776	17.2	53	1
Sproles	45	497	11.0	81	4
Naanee	24	242	10.1	23	2
Tomlinson	20	154	7.7	36	0
Tolbert	17	192	11.3	66	3
Chambers	9	122	13.6	20	1
Hester	9	24	2.7	5	0
Bennett	6	65	10.8	33	0
Davis	6	52	8.7	11	0
Manumaleuna	5	13	2.6	11	0
Wilson	4	28	7.0	21	1
Osgood	1	17	17.0	17	0
Chargers	338	4506	13.3	81	29
Opponents	326	3569	10.9	84	23

Interceptions	No.	Yds.	Avg.	Long	TD
Jammer	3	25	8.3	21	0
Cromartie	3	17	5.7	16	0
Weddle	2	44	22.0	31	1
Cason	2	22	11.0	22	0
Oliver	1	34	34.0	34	0
Dobbins	1	13	13.0	13	0
Gregory	1	13	13.0	13	0
Siler	1	5	5.0	5	0
Chargers	14	173	12.4	34	1
Opponents	10	88	8.8	33	0

Punting	No.	Yds.	Avg.	Net	TB	I-20	Lg.	B
Scifres	52	2342	45.0	39.2	2	23	65	0
Chargers	52	2342	45.0	39.2	2	23	65	0
Opponents	62	2141	43.0	37.6	8	21	69	1

Punt Returns	Ret.	FC	Yds.	Avg.	Lg.	TD
Sproles	26	12	183	7.0	77	1
Davis	0	1	0	0	0	0
Chargers	26	13	183	7.0	77	1
Opponents	23	16	265	11.5	71	1

Kickoff Returns	Ret.	Yds.	Avg.	Long	TD
Sproles	54	1300	24.1	66	0
Davis	4	79	19.8	23	0
Cromartie	3	41	13.7	22	0
Wilson	1	13	13.0	13	0
Hester	1	9	9.0	9	0
Chargers	63	1442	22.9	66	0
Opponents	87	1909	21.9	93	1

Field Goals	1-19	20-29	30-39	40-49	50+
Kaeding	2/2	17/17	4/4	6/8	3/4
Chargers	2/2	17/17	4/4	6/8	3/4
Opponents	1/1	12/12	7/7	5/8	0/1

Defensive Tackles (solo-ast-total-pd-ff-fr-ft) Cooper 78-41-119-8-31-2, Burnett 58-25-63-0-1-7, Gregory 49-14-63-6-0-2-4, Dobbins 39-18-57-0-1-0-4, Jammer 45-9-54-10-1-0-0, Ellison 42-8-50-2-0-0-2, Merriman 34-12-46-0-0-0-5, Oliver 30-8-38-2-0-1-1, Castillo 21-17-38-0-1-0-4, Cromartie 33-33-66-0-0-0, English 23-11-34-0-1-3, Cesaire 17-15-32-0-1-1-2, Cason 26-3-29-1-0-0-0, Johnson 14-13-27-0-0-2, Nwagwu 17-8-25-2-0-1-4, Boone 14-7-21-2-0-0-4, Scott 15-4-19-2-0-0-3, Hart 9-4-13-0-0-0-0, Harris 5-2-7-0-0-0-2, Spillman 5-2-7-0-0-0-0, Williams 3-1-4-0-0-0-1, Garay 2-2-4-0-0-0-0, Martin 2-2-4-0-0-0-0, Tucker 2-0-2-0-0-0-0, Coleman 1-0-1-0-0-0-1, Hoyt 1-0-1-0-0-0-1, Hughes 1-0-1-0-0-0-0

Special Teams Tackles (solo-ast-total) Tolbert 16-6-22, Osgood 13-2-15, Oliver 8-4-12, Siler 8-3-11, Cason 10-10-10, Hoyt 7-2-9, Hester 7-0-7, Binn 5-1-6, Wilson 3-2-5, Spillman 2-3-5, Burnett 3-1-4, Dobbins 2-2-4, Naanee 2-2-4, English 3-0-3, Gregory 3-0-3, Bennett 2-0-2, Ellison 2-0-2, Kaeding 2-0-2, Tucker 2-0-2, Harris 1-1-2, Floyd 1-0-1, Garay 1-0-1, Hart 1-0-1, Hughes 1-0-1, Jammer 1-0-1



2009 REGULAR-SEASON GAME-BY-GAME TEAM STATS

Game	9/14@OAK	9/20BLT	9/27MIA	10/4@PT	10/19DEN	10/25@KC	11/10AK11@NYG	11/15PHI12@DEN	11/29KC12@CLE	12/13@DAL	12/20CIN12@TEN	1/3WAS	1/17NYJ				
Points	20	31	13	38	34	7	16	20	23	3	14	23	17	24	17	20	17
1st Qtr	7	7	0	14	7	0	0	0	0	0	7	3	3	3	0	0	0
2nd Qtr	3	14	3	7	10	0	10	7	6	0	7	0	0	10	7	14	0
3rd Qtr	0	7	3	7	7	7	3	0	3	3	7	0	7	0	0	3	3
4th Qtr	10	3	7	10	10	0	3	13	14	0	0	16	7	11	7	3	14
Overtime	0	0	0	0	0	0	0	0	0	0	0	0	0	0	0	0	0
TDs(Ru-P-Rt)	1-1-0	2-2-0	1-0-0	2-3-0	0-2-2	0-1-0	1-0-0	0-2-0	0-2-0	0-0-0	1-1-0	0-3-0	0-2-0	0-2-0	2-0-0	0-2-0	1-1-0
PATs	2-2	4-4	1-1	5-5	4-4	1-1	1-1	2-2	2-2	0-0	2-2	2-2	2-2	1-1	2-2	2-2	2-2
2PT Convs	0-0	0-0	0-0	0-0	0-0	0-0	0-0	0-0	0-0	0-0	0-0	0-1	0-0	1-1	0-0	0-0	0-0
FGs	2-2	1-1	2-2	1-1	2-3	0-1	3-3	2-2	3-3	1-1	0-0	1-2	1-2	3-3	1-1	2-2	1-1
Safeties	0	0	0	0	0	0	0	0	0	0	0	0	0	0	0	0	0
First Downs	19	22	19	32	19	10	13	19	26	14	16	24	22	19	17	18	14
Rushing	8	9	12	11	4	6	8	7	2	6	5	5	9	5	10	5	6
Passing	9	11	7	19	12	3	5	11	22	7	9	18	12	14	6	12	6
Penalty	2	2	0	2	3	1	0	1	2	1	2	1	1	0	1	1	2
3rd Down	7-14	4-11	5-12	8-12	9-16	3-15	5-13	5-14	5-13	2-9	3-11	8-16	1-8	7-15	2-8	8-16	6-16
3rd Down%	50.00%	36.36%	41.67%	66.67%	56.25%	20.00%	38.46%	35.71%	38.46%	22.22%	27.27%	50.00%	12.50%	46.67%	25.00%	50.00%	37.50%
4th Down	1-1	0-0	1-1	1-1	0-0	1-3	1-2	0-1	1-1	0-3	0-1	2-2	1-2	0-0	1-1	0-1	1-1
4th Down%	100.00%	0.00%	100.00%	100.00%	0.00%	33.33%	50.00%	0.00%	100.00%	0.00%	0.00%	100.00%	50.00%	0.00%	100.00%	0.00%	100.00%
Red Zone	1-3	3-4	1-4	5-5	2-4	1-1	1-2	2-4	2-5	0-4	2-2	3-4	2-4	1-4	1-1	2-4	1-1
Red Zone%	33.33%	75.00%	25.00%	100.00%	50.00%	100.00%	50.00%	50.00%	40.00%	0.00%	100.00%	75.00%	50.00%	25.00%	100.00%	50.00%	100.00%
Goal to Go	1-1	2-2	0-2	4-4	1-1	0-0	1-1	1-2	1-3	0-2	1-1	2-3	2-3	1-2	1-1	2-3	1-1
Goal to Go%	100.00%	100.00%	0.00%	100.00%	100.00%	0.00%	100.00%	50.00%	33.33%	0.00%	100.00%	66.67%	66.67%	50.00%	100.00%	66.67%	100.00%
Total Net Yds	366	311	289	497	328	203	180	304	462	271	284	372	347	407	270	339	262
Total Off Plays	65	60	63	73	63	61	54	67	71	53	57	69	58	63	49	65	63
Avg. / Play	5.6	5.2	4.6	6.8	5.2	3.3	3.3	4.5	6.5	5.1	5.0	5.4	6.0	6.5	5.5	5.2	4.2
Net Yds Rush	148	130	149	177	101	121	99	116	29	115	114	115	108	114	182	64	169
Rush Plays	32	32	31	36	33	30	27	29	13	17	23	22	27	21	27	22	39
Avg. / Rush	4.6	4.1	4.8	4.9	3.1	4.0	3.7	4.0	2.2	6.8	5.0	5.2	4.0	5.4	6.7	2.9	4.3
Net Yds Pass	218	181	140	320	227	82	81	188	433	156	170	257	239	293	88	275	93
Times Sacked	1	1	1	3	1	5	5	5	2	3	1	2	1	2	1	1	1
Yds Lost	7	9	6	19	2	18	28	27	17	25	11	14	10	21	1	6	7
Gross Yds Pass	225	190	146	339	229	100	109	215	450	181	181	271	249	314	89	281	100
Pass Att	32	27	31	34	29	26	22	33	56	33	33	45	30	40	21	42	23
Pass Comp	14	18	18	27	20	11	14	25	35	17	20	25	19	27	8	28	12
Completion%	43.75%	66.67%	58.06%	79.41%	68.97%	42.31%	63.64%	75.76%	62.50%	51.52%	60.61%	55.56%	63.33%	67.50%	38.10%	66.67%	52.17%
Avg. / Pass	6.6	6.5	4.4	8.6	7.6	2.6	3.0	4.9	7.5	4.3	5.0	5.5	7.7	7.0	4.0	6.4	3.9
Interceptions	2	1	1	0	0	3	1	0	1	1	1	0	0	1	2	0	1
Fum / Lost	1-1	2-0	1-1	3-1	1-0	0-0	1-0	2-1	0-0	2-2	4-3	1-1	1-0	2-0	1-1	2-0	0-0
Penalties	6	4	7	6	4	7	6	9	9	5	4	6	9	9	3	5	5
Penalty Yards	40	32	39	59	48	41	31	104	70	65	25	30	68	55	74	14	37
Punts	4	4	4	2	4	6	4	5	4	3	4	3	3	5	3	5	8
Gross Punt Avg	48.8	41.5	44.5	42.0	44.8	40.2	53.3	35.2	40.0	48.0	40.3	43.7	56.3	46.6	41.7	31.2	38.8
Touchbacks	1	0	0	0	2	1	1	0	0	0	0	1	0	2	0	0	1
Inside 20	2	3	1	1	1	3	0	1	2	0	2	1	1	0	2	1	2
Punts Blocked	0	0	0	0	0	1	0	0	0	0	0	0	0	0	0	0	0
Net Punt Avg	41.3	41.5	40.8	42.0	15.5	29.0	44.0	35.2	36.8	46.0	40.3	37.3	50.3	37.6	39.7	31.4	35.9
Punt Ret	3	0	1	4	3	1	1	1	3	1	1	1	0	1	0	2	3
Punt Ret Yards	36	0	9	28	77	17	9	13	13	10	2	0	0	7	0	44	34
Punt Ret Avg	12.0	0.0	9.0	7.0	25.7	17.0	9.0	13.0	4.3	10.0	2.0	0.0	0.0	7.0	0.0	22.0	11.3
Fair Catches	2	0	0	0	0	3	1	4	1	0	1	0	0	2	1	1	2
Kickoff Ret	4	6	5	4	6	8	5	4	6	3	7	6	4	6	7	6	2
Kickoff Ret Yds	67	152	107	83	176	156	145	72	129	87	155	148	93	116	96	127	45
Kickoff Ret Avg	16.8	25.3	21.4	20.8	29.3	19.5	29.0	18.0	21.5	29.0	22.1	24.7	23.3	19.3	13.7	21.2	22.5
Time of Poss	31:37	28:41	32:27	40:20	30:43	27:15	29:31	37:47	29:37	22:08	24:40	30:37	29:55	31:46	20:53	32:33	31:31

+ Denotes postseason game

2009 REGULAR-SEASON GAME-BY-GAME OPPONENT'S STATS

	9/14@OAK	9/20BLT	9/27MIA	10/4@PT	10/19DEN	10/25@KC	11/10AK11	11/8@NYG	11/15PHI12	11/22@DEN	11/29KC	12/6@CLV12	12/13@DAL	12/20@NYJ25	12/27TEN	1/3WAS	1/17NYJ
Points	20	31	13	38	34	7	16	20	23	3	14	23	17	24	17	20	17
1st Qtr	7	7	0	14	7	0	0	0	0	0	7	3	3	3	0	0	0
2nd Qtr	3	14	3	7	10	0	10	7	6	0	7	0	0	10	7	14	0
3rd Qtr	0	7	3	7	7	7	3	0	3	3	7	0	7	0	0	3	3
4th Qtr	10	3	7	10	10	0	3	13	14	0	0	16	7	11	7	3	14
Overtime	0	0	0	0	0	0	0	0	0	0	0	0	0	0	0	0	0
TDs(Ru-P-Rc)	1-1-0	2-2-0	1-0-0	2-3-0	0-2-2	0-1-0	1-0-0	0-2-0	0-2-0	0-0-0	1-1-0	0-3-0	0-2-0	0-2-0	2-0-0	0-2-0	1-1-0
PATs	2-2	4-4	1-1	5-5	4-4	1-1	1-1	2-2	2-2	0-0	2-2	2-2	2-2	1-1	2-2	2-2	2-2
2PT Convs	0-0	0-0	0-0	0-0	0-0	0-0	0-0	0-0	0-0	0-0	0-0	0-1	0-0	1-1	0-0	0-0	0-0
FGs	2-2	1-1	2-2	1-1	2-3	0-1	3-3	2-2	3-3	1-1	0-0	1-2	1-2	3-3	1-1	2-2	1-1
Safeties	0	0	0	0	0	0	0	0	0	0	0	0	0	0	0	0	0
First Downs	19	22	19	32	19	10	13	19	26	14	16	24	22	19	17	18	14
Rushing	8	9	12	11	4	6	8	7	2	6	5	5	9	5	10	5	6
Passing	9	11	7	19	12	3	5	11	22	7	9	18	12	14	6	12	6
Penalty	2	2	0	2	3	1	0	1	2	1	2	1	1	0	1	1	2
3rd Down	7-14	4-11	5-12	8-12	9-16	3-15	5-13	5-14	5-13	2-9	3-11	8-16	1-8	7-15	2-8	8-16	6-16
3rd Down%	50.00%	36.36%	41.67%	66.67%	56.25%	20.00%	38.46%	35.71%	38.46%	22.22%	27.27%	50.00%	12.50%	46.67%	25.00%	50.00%	37.50%
4th Down	1-1	0-0	1-1	1-1	0-0	1-3	1-2	0-1	1-1	0-3	0-1	2-2	1-2	0-0	1-1	0-1	1-1
4th Down%	100.00%	0.00%	100.00%	100.00%	0.00%	33.33%	50.00%	0.00%	100.00%	0.00%	0.00%	100.00%	50.00%	0.00%	100.00%	0.00%	100.00%
Red Zone	1-3	3-4	1-4	5-5	2-4	1-1	1-2	2-4	2-5	0-4	2-2	3-4	2-4	1-4	1-1	2-4	1-1
Red Zone%	33.33%	75.00%	25.00%	100.00%	50.00%	100.00%	50.00%	50.00%	40.00%	0.00%	100.00%	75.00%	50.00%	25.00%	100.00%	50.00%	100.00%
Goal to Go	1-1	2-2	0-2	4-4	1-1	0-0	1-1	1-2	1-3	0-2	1-1	2-3	2-3	1-2	1-1	2-3	1-1
Goal to Go%	100.00%	100.00%	0.00%	100.00%	100.00%	0.00%	100.00%	50.00%	33.33%	0.00%	100.00%	66.67%	66.67%	50.00%	100.00%	66.67%	100.00%
Total Net Yds	366	311	289	497	328	203	180	304	462	271	284	372	347	407	270	339	262
Total Off Plays	65	60	63	73	63	61	54	67	71	53	57	69	58	63	49	65	63
Avg. / Play	5.6	5.2	4.6	6.8	5.2	3.3	3.3	4.5	6.5	5.1	5.0	5.4	6.0	6.5	5.5	5.2	4.2
Net Yds Rush	148	130	149	177	101	121	99	116	29	115	114	115	108	114	182	64	169
Rush Plays	32	32	31	36	33	30	27	29	13	17	23	22	27	21	27	22	39
Avg. / Rush	4.6	4.1	4.8	4.9	3.1	4.0	3.7	4.0	2.2	6.8	5.0	5.2	4.0	5.4	6.7	2.9	4.3
Net Yds Pass	218	181	140	320	227	82	81	188	433	156	170	257	239	293	88	275	93
Times Sacked	1	1	1	3	1	5	5	5	2	3	1	2	1	2	1	1	1
Yds Lost	7	9	6	19	2	18	28	27	17	25	11	14	10	21	1	6	7
Gross Yds Pass	225190	146	339	229	100	109	215	450	181	181	271	249	314	89	281	100	
Pass Att	32	27	31	34	29	26	22	33	56	33	33	45	30	40	21	42	23
Pass Comp	14	18	18	27	20	11	14	25	35	17	20	25	19	27	8	28	12
Completion%	43.75%	66.67%	58.06%	79.41%	68.97%	42.31%	63.64%	75.76%	62.50%	51.52%	60.61%	55.56%	63.33%	67.50%	38.10%	66.67%	52.17%
Avg. / Pass	6.6	6.5	4.4	8.6	7.6	2.6	3.0	4.9	7.5	4.3	5.0	5.5	7.7	7.0	4.0	6.4	3.9
Interceptions	2	1	1	0	0	3	1	0	1	1	1	0	0	1	2	0	1
Fum / Lost	1-1	2-0	1-1	3-1	1-0	0-0	1-0	2-1	0-0	2-2	4-3	1-1	1-0	2-0	1-1	2-0	0-0
Penalties	6	4	7	6	4	7	6	9	9	5	4	6	9	9	3	5	5
Penalty Yards	40	32	39	59	48	41	31	104	70	65	25	30	68	55	74	14	37
Punts	4	4	4	2	4	6	4	5	4	3	4	3	3	5	3	5	8
Gross Punt Avg	48.8	41.5	44.5	42.0	44.8	40.2	53.3	35.2	40.0	48.0	40.3	43.7	56.3	46.6	41.7	31.2	38.8
Touchbacks	1	0	0	0	2	1	1	0	0	0	0	1	0	2	0	0	1
Inside 20	2	3	1	1	1	3	0	1	2	0	2	1	1	0	2	1	2
Punts Blocked	0	0	0	0	0	1	0	0	0	0	0	0	0	0	0	0	0
Net Punting Avg	41.3	41.5	40.8	42.0	15.5	29.0	44.0	35.2	36.8	46.0	40.3	37.3	50.3	37.6	39.7	31.4	35.9
Punt Ret	3	0	1	4	3	1	1	1	3	1	1	1	0	1	0	2	3
Punt Ret Yards	36	0	9	28	77	17	9	13	13	10	2	0	0	7	0	44	34
Punt Ret Avg	12.0	0.0	9.0	7.0	25.7	17.0	9.0	13.0	4.3	10.0	2.0	0.0	0.0	7.0	0.0	22.0	11.3
Fair Catches	2	0	0	0	0	3	1	4	1	0	1	0	0	2	1	1	2
Kickoff Ret	4	6	5	4	6	8	5	4	6	3	7	6	4	6	7	6	2
Kickoff Ret Yds	67	152	107	83	176	156	145	72	129	87	155	148	93	116	96	127	45
Kickoff Ret Avg	16.8	25.3	21.4	20.8	29.3	19.5	29.0	18.0	21.5	29.0	22.1	24.7	23.3	19.3	13.7	21.2	22.5
Time of Poss	31:37	28:41	32:27	40:20	30:43	27:15	29:31	37:47	29:37	22:08	24:40	30:37	29:55	31:46	20:53	32:33	31:31

* Denotes postseason game



2009 TAKEAWAY-GIVEAWAY RATIO

Date	Opponent	Takeaways			Pts. From	Giveaways			Pts. From	Net	W-L
		Int.	Fum.	Total		Int.	Fum.	Total			
09/14	at Oakland	2	1	3	7	1	1	2	0	+1	W
09/20	Baltimore	1	0	1	3	2	0	2	10	-1	L
09/27	Miami	1	1	2	10	0	1	1	3	+1	W
10/04	at Pittsburgh	0	1	1	7	0	1	1	0	0	L
10/19	Denver	0	0	0	0	0	1	1	3	-1	L
10/25	at Kansas City	3	0	3	3	0	0	0	0	+3	W
11/01	Oakland	1	0	1	7	1	1	2	10	-1	W
11/08	at New York Giants	0	1	1	0	2	0	2	3	-1	W
11/15	Philadelphia	1	0	1	0	0	0	0	0	+1	W
11/22	at Denver	1	2	3	7	0	0	0	0	+3	W
11/29	Kansas City	1	3	4	28	0	1	1	2	+3	W
12/06	at Cleveland	0	1	1	0	0	0	0	0	+1	W
12/13	at Dallas	0	0	0	0	1	0	1	0	-1	W
12/20	Cincinnati	1	0	1	7	2	0	2	7	-1	W
12/25	at Tennessee	2	1	3	21	0	1	1	7	+2	W
01/03	Washington	0	0	0	0	1	0	1	0	-1	W
01/17	Totals	14	11	25	100	10	7	17	45	+8	13-3
	New York Jets**	1	0	1	0	2	0	2	7	-1	0-1

**AFC Divisional Playoffs

2009 STARTING LINEUPS

OFFENSE												
	WR	LT	LG	C	RG	RT	TE	WR	QB	FB	RB	
09/14	at Oakland	Chambers	McNeill	Dielman	Hardwick	Vasquez	Clary	Gates	Jackson	Rivers	Hester	Tomlinson
09/20	Baltimore	Chambers	McNeill	Dielman	Mruczkowski	Dombrowski	Clary	Gates	Jackson	Rivers	Hester	Sproles
09/27	Miami	Chambers	McNeill	Dielman	Mruczkowski	Dombrowski	Clary	Gates	Jackson	Rivers	Hester	Sproles
10/04	at Pittsburgh	Chambers	McNeill	Dielman	Mruczkowski	Vasquez	Clary	Gates	Jackson	Rivers	Hester	Tomlinson
10/19	Denver	Chambers	McNeill	Dielman	Mruczkowski	Vasquez	Clary	Gates	Jackson	Rivers	Hester	Tomlinson
10/25	at K.C.	Manumaleuna*	McNeill	Dielman	Mruczkowski	Vasquez	Clary	Gates	Jackson	Rivers	Tolbert	Tomlinson
11/01	Oakland	Floyd	McNeill	Dielman	Mruczkowski	Vasquez	Clary	Gates	Jackson	Rivers	Manumaleuna*	Tomlinson
11/08	at NY Giants	Floyd	McNeill	Dielman	Mruczkowski	Vasquez	Clary	Gates	Jackson	Rivers	Naanee^	Tomlinson
11/15	Philadelphia	Floyd	McNeill	Dielman	Mruczkowski	Vasquez	Clary	Gates	Jackson	Rivers	Hester	Tomlinson
11/22	at Denver	Floyd	McNeill	Dielman	Mruczkowski	Vasquez	Clary	Gates	Jackson	Rivers	Hester	Tomlinson
11/29	K.C.	Manumaleuna*	McNeill	Dielman	Mruczkowski	Vasquez	Dombrowski	Gates	Jackson	Rivers	Hester	Tomlinson
12/6	at Cleveland	Floyd	McNeill	Dielman	Mruczkowski	Vasquez	Dombrowski	Gates	Jackson	Rivers	Manumaleuna*	Tomlinson
12/13	at Dallas	Floyd	McNeill	Dielman	Mruczkowski	Vasquez	Dombrowski	Gates	Jackson	Rivers	Manumaleuna*	Tomlinson
12/20	Cincinnati	Floyd	McNeill	Dielman	Mruczkowski	Vasquez	Dombrowski	Gates	Jackson	Rivers	Hester	Tomlinson
12/25	at Tennessee	Floyd	McNeill	Dielman	Hardwick	Vasquez	Dombrowski	Gates	Jackson	Rivers	Hester	Tomlinson
1/3	Washington	Floyd	McNeill	Dielman	Hardwick	Vasquez	Dombrowski	Gates	Davis	Rivers	Osgood^	Tomlinson
1/17	NY Jets+	Floyd	McNeill	Dielman	Hardwick	Vasquez	Dombrowski	Gates	Jackson	Rivers	Hester	Tomlinson

DEFENSE												
	LE	DT	RE	OLB	ILB	OLB	LCB	RCB	SS	FS		
09/14	at Oakland	Cason	Williams	Castillo	Phillips	Cooper	Burnett	Merriman	Jammer	Cromartie	Gregory	Weddle
09/20	Baltimore	Cesaire	Nwagbuo	Castillo	Phillips	Cooper	Burnett	Merriman	Jammer	Cromartie	Hart	Weddle
09/27	Miami	Cesaire	Nwagbuo	Castillo	Phillips	Cooper	Burnett	Merriman	Jammer	Cromartie	Hart	Weddle
10/04	at Pittsburgh	Cesaire	Nwagbuo	Castillo	Phillips	Cooper	Burnett	Merriman	Jammer	Cromartie	Hart	Weddle
10/19	Denver	Cesaire	Nwagbuo	Castillo	Phillips	Cooper	Burnett	Merriman	Jammer	Cromartie	Ellison	Weddle
10/25	at K.C.	Cesaire	Nwagbuo	Castillo	Phillips	Cooper	Dobbins	Merriman	Jammer	Cromartie	Ellison	Weddle
11/01	Oakland	Cesaire	Oliver^	Castillo	Phillips	Cooper	Dobbins	Merriman	Jammer	Cromartie	Gregory	Weddle
11/08	at NY Giants	Cesaire	Scott	Castillo	Phillips	Cooper	Siler	Merriman	Jammer	Cromartie	Ellison	Weddle
11/15	Philadelphia	Cesaire	Scott	Castillo	Phillips	Cooper	Siler	Merriman	Jammer	Cromartie	Ellison	Weddle
11/22	at Denver	Cesaire	Oliver^	Castillo	Phillips	Cooper	Burnett	Merriman	Jammer	Cromartie	Gregory	Weddle
11/29	Kansas City	Cesaire	Scott	Boone	Phillips	Cooper	Siler	Merriman	Jammer	Cromartie	Ellison	Weddle
12/6	at Cleveland	Cesaire	Scott	Boone	Phillips	Cooper	Burnett	English	Jammer	Cromartie	Ellison	Gregory
12/13	at Dallas	Cesaire	Oliver^	Castillo	Phillips	Cooper	Burnett	Merriman	Jammer	Cromartie	Gregory	Spillman
12/20	Cincinnati	Cesaire	Scott	Castillo	Phillips	Cooper	Siler	Merriman	Jammer	Cromartie	Ellison	Weddle
12/25	at Tennessee	Boone	Scott	Castillo	Phillips	Cooper	Siler	Merriman	Jammer	Cromartie	Ellison	Weddle
1/3	Washington	Boone	Scott	Castillo	Phillips	Cooper	Siler	English	Jammer	Cromartie	Ellison	Gregory
1/17	NY Jets+	Cesaire	Scott	Castillo	Phillips	Cooper	Siler	Merriman	Jammer	Cromartie	Ellison	Weddle

* — Denotes tight end ^ — Denotes wide receiver ^ — Denotes safety + — Denotes postseason game

2009 PARTICIPATION CHART

Table with columns for player names, dates (Sep. 14, 20, 27, Oct. 4, 19, Nov. 1, 8, 15, 22, 29, Dec. 6, 13, 20, 27, Jan. 3, 10, 17), and statistics (G-S, Consec, Injury, 2009). Includes a note about playoff games not included in career G-S.

Capital letters denote starter and position.
+AFC Divisional Playoffs

dnp - Did not play ps - Practice Squad ina - Inactive nor - Not on Roster ir - Injured reserve sub - Substitute ps-i - Practice Squad Injured





2009 GAME SUMMARIES

San Diego Chargers 24, Oakland Raiders 20 Monday, September 14, 2009 Oakland-Alameda County Coliseum (Oakland, CA)

Baltimore Ravens 31, San Diego Chargers 26 Sunday, September 20, 2009 Qualcomm Stadium (San Diego, CA)

- The Chargers rallied from a 20-17 fourth-quarter deficit with 2:30 remaining to win the game, 24-20, on a five-yard touchdown run by **Darren Sproles** with 18 sec. and 30 sec. left in the game. Sproles finished the night with 246 all-purpose yards, including kickoff returns of 66 and 59 yards.
- Philip Rivers** engineered the game-winning drive, leading the Chargers 89 yards in nine plays after taking over with 2:30 remaining in the fourth quarter. He completed 6-of-7 for 79 yards on the game-winning drive. It was Rivers' 10th-career fourth-quarter come-from-behind victory.
- Rivers actually led two fourth-quarter drives against the Raiders, both resulting in touchdowns. He capped the first with a 15-yard touchdown pass to **Vincent Jackson**, during which he went 4-for-5 for 65 yards, including a 10-yarder to **Antonio Gates** on 3rd-and-3 and a 15-yarder to Sproles on 3rd-and-12. Rivers' fourth-quarter passer rating against the Raiders was an outstanding 144.4.
- Quenton Jammer** had an interception on the Chargers' opening series and later capped a second-quarter three-and-out with an open field pass defensed on third down.
- Stephen Cooper** set up the Chargers' first touchdown — a second-quarter one-yard run by **LT** — with a tackle, forced fumble and fumble recovery against **Darren McFadden** just one play after tackling him in the backfield for a two-yard loss.
- Gates also had a hand in the LT touchdown drive as his 24-yard catch to the one on a 3rd-and-12 set up the score.
- Antoine Cason** sealed the win with an interception.

Score by Quarters	Q1	Q2	Q3	Q4	Total
San Diego Chargers	0	10	0	14	24
Oakland Raiders	7	3	0	10	20

TM	Qtr	Time	Play Description (PAT & Drive)	SAN	OAK
OAK	1	3:13	Bush 4 yd run (Janikowski kick) (10-84, 6:10)	0	7
OAK	2	4:45	Tomlinson 1 yd run (Kaeeding kick) (7-45, 4:22)	7	7
SD	2	0:40	Janikowski 37 yd Field Goal (11-45, 1:43)	7	10
SD	2	0:00	Kaeeding 47 yd Field Goal (5-12, 0:40)	10	10
OAK	4	13:01	Janikowski 35 yd Field Goal (7-51, 3:43)	10	13
SD	4	7:22	Jackson 15 yd pass from Rivers (Kaeeding kick) (10-77, 5:39)	17	13
OAK	4	2:34	Murphy 57 yd pass from Russell (Janikowski kick) (9-71, 4:48)	17	20
SD	4	0:18	Sproles 5 yd run (Kaeeding kick) (9-89, 2:16)	24	20

Attendance — 61,940

Team Statistics	SAN	OAK	SAN	OAK
FIRST DOWNS	19	19	Blocked	0
Rushing	5	8	FGs - PATs Blocked	0
Passing	14	9	Net Punting Avg	45.8
Penalty	0	2	TOTAL RETURN YARDS	201
3RD DOWN EFF	5-12-42%	7-14-50%	Punt Returns	3-10
4TH DOWN EFF	0-0-0%	1-1-100%	Kickoff Returns	5-170
TOTAL NET YARDS	317	366	Interception Returns	2-21
Total Plays	62	65	PENALTIES No. and Yds	9-60
Average / Play	5.1	5.6	FUMBLES No. and Lost	2-1
NET YARDS RUSHING	77	148	TOUCHDOWNS	3
Total Plays	23	32	Rushing	2
Average / Play	3.3	4.6	Passing	1
TFLs - Yards Lost	3-8	2-3	EXTRA POINTS	3-3
NET YARDS PASSING	240	218	Kicking	3-3
Sacked - Yards Lost	3-12	1-7	FIELD GOALS	1-1
Gross Yards	252	225	RED ZONE EFF	3-4-75%
ATT-COMP-INT	36-24-1	32-14-2	GOAL TO GO EFF	2-2-100%
Avg / Play	6.2	6.6	SAFETIES	0
KICKOFFS-IN-EZ-TB	4-0-0	5-2-0	FINAL SCORE	24
PLUNTS No. and Avg	5-5:30	4-4:88	TIME OF POSS	28:23

SAN DIEGO					OAKLAND										
Rushing	No	Yds	Avg	Lg	TD	Rushing	No	Yds	Avg	Lg	TD				
Tomlinson	13	55	4.2	13	1	McFadden	17	68	4.0	11	0				
Sproles	9	23	2.6	7	1	Bush	12	55	4.6	17	1				
Rivers	1	-1	-1.0	-1	0	Higgins	1	19	19.0	19	0				
						Russell	2	6	3.0	4	0				
Passing	A	C	Yds	S-L	TD	Lg	INT	A	C	Yds	S-L	TD	Lg	INT	
Rivers	36	24	252	12-12	1	25	1	Russell	30	12	208	1-7	15	27	4
Receiving	No	Yds	Avg	Lg	TD	Passing <th>A</th> <th>C</th> <th>Yds</th> <th>S-L</th> <th>TD</th> <th>Lg</th> <th>INT</th> <th>RT</th>	A	C	Yds	S-L	TD	Lg	INT	RT	
Gates	5	83	16.6	25	0	Russell	30	12	208	1-7	15	27	4	2	
Jackson	5	56	11.2	17	1	Gradkowski	2	17	0	0	12	0	0	0	
Naaanee	5	49	9.8	23	0	Receiving	No	Yds	Avg	FC	Lg	TD			
Sproles	5	43	8.6	15	0	Miller	6	96	16.0	30	0	0			
Floyd	1	17.0	17.0	0	0	Murphy	4	87	21.8	57	1	0			
Hester	1	5	5.0	5	0	McFadden	2	25	12.5	13	0	0			
Tomlinson	1	1	1.0	1	0	Stewart	1	13	13.0	13	0	0			
Manumaleuna	1	-2	-2.0	-2	0	Bush	1	4	4.0	4	0	0			
INT	No	Yds	Avg	Lg	TD	Punting	No	Yds	Avg	FC	Lg	TD			
Jammer	1	21	21.0	21	0	Huff	3	36	12.0	2	19	0			
Cason	1	0	0.0	0	0	Lechler	4	195	48.8	41	3	2			
Punting <th>No</th> <th>Yds</th> <th>Avg</th> <th>FC</th> <th>Lg</th> <th>TD</th> <th>No</th> <th>Yds</th> <th>Avg</th> <th>FC</th> <th>Lg</th> <th>TD</th>	No	Yds	Avg	FC	Lg	TD	No	Yds	Avg	FC	Lg	TD			
Scifres	5	265	53.0	45	8	1	Higgins	3	36	12.0	2	19	0		
Punt Ret <th>No</th> <th>Yds</th> <th>Avg</th> <th>FC</th> <th>Lg</th> <th>TD</th> <td></td> <td></td> <td></td> <td></td> <td></td> <td></td>	No	Yds	Avg	FC	Lg	TD									
Sproles	3	10	3.3	0	8	0									
KO Ret <th>No</th> <th>Yds</th> <th>Avg</th> <th>Lg</th> <th>TD</th> <td></td> <td></td> <td></td> <td></td> <td></td> <td></td> <td></td>	No	Yds	Avg	Lg	TD										
Sproles	5	170	34.0	66	0										

- Philip Rivers** passed for a career-high 436 yards in a 31-26 loss to the Ravens, tying **Dan Fouts**, for the fourth-most prolific passing game in team history. Fouts was in the broadcast booth at Qualcomm Stadium, working as an analyst for CBS.
- Included in Rivers' day was a career-long 81-yard touchdown pass to **Darren Sproles** in the first quarter that tied for the ninth-longest pass play in team history.
- Sproles finished the day with 278 all-purpose yards — 26 rushing, 124 receiving and 128 on kickoff returns. It was the ninth-best all-purpose yardage day in team history and it was his ninth-career 200-yard game. Sproles' 124 yards receiving were a career-high and the effort marked his first-ever 100-yard receiving game.
- Vincent Jackson** had the second-best receiving day of his career with 141 yards, including a 35-yard touchdown catch late in the third quarter on a 3rd-and-18. Early in the game, Jackson's nine-yard catch from the Bolts' own three on a 3rd-and-8, kept the drive alive which ends with the 81-yard Rivers-to-Sproles TD. Jackson had a second long catch too, hauling in a 38-yarder on the Bolts' final drive of the game.
- Fullback **Mike Tolbert** delivered a crushing blow while covering a late third-quarter kickoff following Jackson's touchdown. A few plays later **Shawne Merriman** pressured the Ravens' **Joe Flacco** into an interception by **Antoine Cason**.
- Luis Castillo** the lone nine-yard sack forced a field goal that kept the Ravens within five and gave the offense a chance at a game-winning touchdown drive.

Score by Quarters	Q1	Q2	Q3	Q4	Total
Baltimore Ravens	7	14	7	3	31
San Diego Chargers	10	6	7	3	26

TM	Qtr	Time	Play Description (PAT & Drive)	BAL	SAN
SD	1	9:18	Sproles 81 yd pass from Rivers (Kaeeding kick) (6-99, 2:22)	0	7
BAL	1	4:49	McGhee 5 yd run (Hauschka kick) (9-68, 4:29)	7	7
SD	1	0:44	Kaeeding 29 yd Field Goal (7-56, 4:05)	7	10
BAL	2	10:50	McGhee 3 yd run (Hauschka kick) (11-78, 4:54)	14	10
SD	2	3:00	Kaeeding 22 yd Field Goal (8-58, 3:34)	14	13
BAL	2	1:38	Washington 27 yd pass from Flacco (Hauschka kick) (5-175, 1:22)	21	13
SD	2	0:08	Kaeeding 23 yd Field Goal (9-37, 1:30)	21	16
BAL	3	8:24	Heap 9 yd pass from Flacco (Hauschka kick) (4-22, 1:42)	28	16
SD	3	2:26	Jackson 35 yd pass from Rivers (Kaeeding kick) (9-60, 5:58)	28	23
SD	4	7:11	Kaeeding 25 yd Field Goal (9-49, 4:04)	28	26
BAL	4	2:54	Hauschka 33 yd Field Goal (4-2, 1:34)	31	26

Attendance — 66,882

Team Statistics	BAL	SAN	BAL	SAN
TOTAL FIRST DOWNS	22	20	Blocked	0
Rushing	9	4	FGs - PATs Blocked	0
Passing	11	14	Net Punting Avg	41.5
Penalty	2	2	TOTAL RETURN YARDS	164
3RD DOWN EFF	4-11-36%	7-16-44%	Punt Returns	0
4TH DOWN EFF	0-0-0%	1-2-50%	Kickoff Returns	6-152
TOTAL NET YARDS	311	476	Interception Returns	2-12
Total Plays	60	68	PENALTIES No. and Yds	2-32
Average / Play	5.2	7.0	FUMBLES No. and Lost	2-0
NET YARDS RUSHING	130	53	TOUCHDOWNS	4
Total Plays	32	21	Rushing	2
Average / Play	4.1	2.5	Passing	2
TFLs - Yards Lost	3-6	3-11	EXTRA POINTS	4-4
NET YARDS PASSING	181	421	Kicking	4-4
Sacked - Yards Lost	1-9	2-15	FIELD GOALS	1-1
Gross Yards	190	436	RED ZONE EFF	3-4-75%
ATT-COMP-INT	27-18-1	45-25-2	GOAL TO GO EFF	2-2-100%
Avg / Play	6.5	9.0	SAFETIES	0
KICKOFFS-IN-EZ-TB	6-3-0	7-3-1	FINAL SCORE	31
PLUNTS No. and Avg	4-4:15	2-3:75	TIME OF POSS	28:41

BALTIMORE					SAN DIEGO									
Rushing	No	Yds	Avg	Lg	TD	Rushing	No	Yds	Avg	Lg	TD			
McGhee	15	79	5.3	13	2	Sproles	10	26	2.6	13	0			
Rice	8	36	4.5	9	0	Bennett	4	19	4.8	7	0			
McClain	4	12	3.0	5	0	Rivers	4	10	2.5	4	0			
Flacco	5	3	0.6	3	0	Hester	2	3	1.5	2	0			
						Naaanee	1	-5	-5.0	-5	0			
Passing	A	C	Yds	S-L	TD	Lg	INT	A	C	Yds	S-L	TD	Lg	INT
Flacco	26	17	190	1-9	2	27	1	Rivers	45	25	436	15	28	1
Clayton	1	0	0	0	0	0	0							
Receiving <th>No</th> <th>Yds</th> <th>Avg</th> <th>Lg</th> <th>TD</th> <td>Passing</td> <th>A</th> <th>C</th> <th>Yds</th> <th>S-L</th> <th>TD</th> <th>Lg</th> <th>INT</th> <th>RT</th>	No	Yds	Avg	Lg	TD	Passing	A	C	Yds	S-L	TD	Lg	INT	RT
Rice	5	46	9.2	21	0	Rivers	45	25	436	15	28	1	0	
Washington	4	58	14.5	27	1	Receiving <th>No</th> <th>Yds</th> <th>Avg</th> <th>FC</th> <th>Lg</th> <th>TD</th>	No	Yds	Avg	FC	Lg	TD		
Mason	3	31	10.3	14	0	Sproles	7	124	17.7	81	1	0		
McClain	2	16	8.0	11	0	Jackson	6	141	23.5	38	1	0		
McGhee	2	10	5.0	8	0	Gates	5	78	15.6	37	0			
Clayton	1	20	20.0	20	0	Chambers	2	30	15.0	15	0			
Heap	1	9	9.0	9	1	Bennett	2	3	1.5	2	0			
						Floyd	1	45	45.0	45	0			
INT <th>No</th> <th>Yds</th> <th>Avg</th> <th>Lg</th> <th>TD</th> <td>Naaanee</td> <td>1</td> <td>8</td> <td>8.0</td> <td>8</td> <td>0</td>	No	Yds	Avg	Lg	TD	Naaanee	1	8	8.0	8	0			
Barnes	1	4	4.0	4	0	Manumaleuna	1	7	7.0	7	0			
Landry	0	0	0.0	0	0	INT <th>No</th> <th>Yds</th> <th>Avg</th> <th>Lg</th> <th>TD</th>	No	Yds	Avg	Lg	TD			
Reed	0	0	0.0	0	0	Cason	1	22	22.0	22	0			
Punting <th>No</th> <th>Yds</th> <th>Avg</th> <th>FC</th> <th>Lg</th> <th>TD</th> <td></td> <td></td> <td></td> <td></td> <td></td>	No	Yds	Avg	FC	Lg	TD								
Koch	4	166	41.5	41	5	3	44	Scifres	2	75	37.5	0	1	
Punt Ret <th>No</th> <th>Yds</th> <th>Avg</th> <th>FC</th> <th>Lg</th> <th>TD</th> <td></td> <td></td> <td></td> <td></td> <td></td>	No	Yds	Avg	FC	Lg	TD								
None							Sproles	0	0	0.0	2	0		
KO Ret <th>No</th> <th>Yds</th> <th>Avg</th> <th>Lg</th> <th>TD</th> <td></td> <td></td> <td></td> <td></td> <td></td> <td></td>	No	Yds	Avg	Lg	TD									
Carr	5	137	27.4	41	0									
Webb	1	15	15.0	15	0									



San Diego Chargers 23, Miami Dolphins 13
Sunday, September 27, 2009
Qualcomm Stadium (San Diego, CA)

- Philip Rivers** passed for 303 yards, completing his two longest passes of the day to **Vincent Jackson** [55 yards] and **Malcom Floyd** (47). Jackson led the team with 120 yards receiving for his first-career consecutive 100-yard games.
- Shaun Phillips** made a key play early in the game. When Miami fumbled a snap at the one-yard line on their first series of the game, guard **Justin Smiley** had a chance to recover the ball in the end zone for a touchdown, but Phillips shoved Smiley out of bounds before he could secure possession, resulting in a touchback.
- Late in the first half after the Chargers only turnover of the game, **Luis Castillo** and **Ogendi Nwabugo** helped hold Miami to a game-tying field goal (3-3) instead of a touchdown. On 1st-and-goal at the five, Castillo stopped **Romie Brown** for a three-yard TD, and on 3rd-and-goal, Nwabugo stopped Brown for a two-yard loss.
- Larry English's** third-down pass defended on the second play of the fourth quarter set up the field goal drive that allowed the Chargers to stretch their lead to seven.
- Eric Weddle** had his first-career interception return for a touchdown [31 yards]. That score gave San Diego a 23-6 lead.
- Kevin Burnett** had a season-high 14 tackles to pace the Chargers' defense. Early in the third quarter, he ended Miami's first drive with a third-down pass defended and then had a six-yard sack, his first of the season, on Miami's next possession.

Score by Quarters	Q1	Q2	Q3	Q4	Total
Miami Dolphins	0	3	3	7	13
San Diego Chargers	0	3	7	13	23

SD	Qtr	Time	Play Description (PAT & Drive)	MIAMI	SAN
TD	2	9:21	Kaeding 25 yd Field Goal (14-72, 6:58)	0	3
MIA	2	3:26	Carpenter 24 yd Field Goal (6-11, 3:29)	3	3
MIA	3	4:09	Carpenter 23 yd Field Goal (12-44, 7:03)	6	3
SD	3	2:02	Rivers 5 yd run (Kaeding kick) (5-75, 2:07)	6	10
SD	4	12:30	Kaeding 23 yd Field Goal (5-63, 2:16)	6	13
SD	4	6:53	Kaeding 26 yd Field Goal (11-41, 4:58)	6	16
SD	4	5:45	Weddle 31 yd interception return (Kaeding kick)	6	23
MIA	4	2:51	Williams 14 yd run (Carpenter kick) (10-76, 2:54)	13	23

Team Statistics	MIAMI	SAN	MIAMI	SAN
TOTAL FIRST DOWNS	19	19	FGs - PATs Blocked	0-0
Rushing	12	2	Net Punting Avg.	40.8
Passing	7	15	TOTAL RETURN YARDS	116
Penalty	0	2	Punt Returns	1-9
3RD DOWN EFF	5-12-42%	7-14-50%	Kickoff Returns	5-107
4TH DOWN EFF	1-1-100%	0-1-0%	Interception Returns	0-0
TOTAL NET YARDS	289	355	PENALTIES No. and Yds	7-39
Total Plays	63	63	FUMBLES No. and Lost	1-1
Average / Play	4.6	5.6	TOUCHDOWNS	1
NET YARDS RUSHING	149	69	Rushing	1
Total Plays	31	28	Passing	0
Average / Play	4.8	2.5	Interceptions	0
TFLs - Yards Lost	2-5	4-4	EXTRA POINTS	1-1
NET YARDS PASSING	140	286	Kicking	1-1
Sacked - Yards Lost	1-6	2-17	FIELD GOALS	2-2
Gross Yards	146	303	RED ZONE EFF	1-4=17%
ATT-COMP-INT	31-18-1	33-18-0	GOAL TO GO EFF	0-2=0%
Avg / Play	4.4	4.6	SAFETIES	0
KICKOFFS-IN-EZ-TB	4-0-0	6-2-1	FINAL SCORE	13
PLUNTS No. and Avg	4-44.5	2-42.5	TIME OF POSS	32:27
Blocked	0	0		27:33

MIAMI					SAN DIEGO									
Rushing	No	Yds	Avg	Lg	TD	Rushing	No	Yds	Avg	Lg	TD			
Brown	18	75	4.2	12	0	Sproles	18	41	2.3	8	0			
Williams	8	55	6.9	14t	1	Bennett	8	18	2.3	9	0			
Bess	1	11	11.0	11	0	Rivers	1	5	5.0	5t	1			
Pennington	2	3	1.5	3	0	Tolbert	1	5	5.0	5	0			
Cobbs	1	3	3.0	3	0									
Henne	1	2	2.0	2	0	Passing A C Yds S-L TD Lg Int Rt								
						Rivers	33	18	303	22	0	55	0	85.8
Passing A C Yds S-L TD Lg Int Rt					Receiving No Yds Avg Lg TD									
Henne	19	10	92	1-6	0	27	1	44.2	Jackson	5	120	24.0	55	0
Pennington	2	8	54	0-0	0	14	0	76.4	Gates	5	64	12.8	19	0
Receiving No Yds Avg Lg TD					Punting No Yds Avg Lg TD									
Bess	7	54	7.7	14	0	Floyd	2	65	32.5	47	0			
Williams	4	29	7.3	11	0	Sproles	2	14	7.0	12	0			
Brown	3	40	13.3	27	0									
Camarillo	2	13	6.5	7	0	INT	No	Yds	Avg	Lg	TD			
Polite	2	10	5.0	6	0	Weddle	1	31	31.0	31t	1			
INT					Punting No Yds Avg Lg TD									
None						Sproles	2	85	42.5	38.0	0	1	49	
Punting No Yds Avg Lg TD					PuntRet No Yds Avg FC Lg TD									
Fields	4	178	44.5	40.8	0	1	55	5.0	0	12	0			
PuntRet No Yds Avg FC Lg TD					KO Ret No Yds Avg Lg TD									
Bess	1	9	9.0	0	9	0	0	9	9.0	29	0			
KO Ret					KO Ret									
Cobbs	5	107	21.4	23	0	Logan	4	83	20.8	24	0			

Pittsburgh Steelers 38, San Diego Chargers 28
Sunday, October 4, 2009
Heinz Field (Pittsburgh, PA)

- The Chargers rallied from a 28-0 deficit before falling, 38-28.
- Antonio Gates** had his first 100-yard effort of the season with 124 yards, while also scoring his two touchdowns with catches of three and 30 yards. Gates caught the first touchdown on a 3rd-and-goal, and during the drive had catches of 26 yards on a 3rd-and-8 and 16 yards on a 3rd-and-15. He went over the 100-yard mark on his second TD catch. He also set up the Chargers' third TD by drawing a 26-yard pass interference penalty.
- Chris Chambers** caught the other touchdown pass, also his first score of '09, while **John Hester** threw all three TD passes without tossing any interceptions.
- Jacob Hester** brought the Chargers to within 28-14 by stripping Steelers' return man **Stefan Logan** and returning it 41 yards for a score.
- After Gates' second touchdown brought the Chargers to within 14 points again at 35-21, **Tim Dobbins** recovered an onside kick, setting up the Chambers TD that cut the deficit to seven. Dobbins also had a sack and a tackle for loss in the game.

Score by Quarters	Q1	Q2	Q3	Q4	Total
San Diego Chargers	0	0	7	21	28
Pittsburgh Steelers	14	7	7	10	38

Tm	Qtr	Time	Play Description (PAT & Drive)	SAN	PIT
PIT	1	11:49	Mendenhall 1 yd run (Reed kick) (6-79, 3:11)	0	7
PIT	1	4:08	Moore 19 yd pass from Roethlisberger (Reed kick) (11-75, 6:27)	0	14
PIT	2	1:28	Mendenhall 2 yd run (Reed kick) (13-79, 6:07)	0	21
PIT	3	7:48	Miller 6 yd pass from Roethlisberger (1-Reed kick) (8-81, 5:01)	0	28
SD	3	1:33	Gates 3 yd pass from Rivers (Kaeding kick) (13-79, 6:15)	7	28
SD	4	12:37	Hester 41 yd fumble return (Kaeding kick)	14	28
PIT	4	7:18	Miller 6 yd pass from Moore (Reed kick) (8-70, 5:19)	14	35
SD	4	5:48	Gates 30 yd pass from Rivers (Kaeding kick) (4-67, 1:30)	21	35
SD	4	4:31	Chambers 13 yd pass from Rivers (Kaeding kick) (3-54, 1:17)	28	35
PIT	4	0:43	Reed 46 yd Field Goal (10-51, 3:48)	28	38
Attendance - 64,045					

Team Statistics	SAN	PIT	SAN	PIT
TOTAL FIRST DOWNS	17	32	FGs - PATs Blocked	0-0
Rushing	1	11	Net Punting Avg.	43.8
Passing	15	19	TOTAL RETURN YARDS	163
Penalty	1	2	Punt Returns	0-0
3RD DOWN EFF	3-9-33%	8-12-67%	Kickoff Returns	7-163
4TH DOWN EFF	0-0-0%	1-1-100%	Interception Returns	0-0
TOTAL NET YARDS	251	497	FUMBLES No. and Yds	3-0
Total Plays	47	73	FUMBLES No. and Lost	1-1
Average / Play	5.3	6.8	TOUCHDOWNS	4
NET YARDS RUSHING	16	177	Rushing	0
Total Plays	8	35	Passing	3
Average / Play	2.0	4.9	Fumbles	1
TFLs - Yards Lost	1-1	2-6	EXTRA POINTS	4-4
NET YARDS PASSING	235	320	Kicking	4-4
Sacked - Yards Lost	3-19	3-19	FIELD GOALS	0-0
Gross Yards	254	339	RED ZONE EFF	2-2=100%
ATT-COMP-INT	36-21-0	34-27-0	GOAL TO GO EFF	1-1=100%
Avg / Play	6.0	8.6	SAFETIES	0
KICKOFFS-IN-EZ-TB	5-0-0	7-0-0	FINAL SCORE	28
PLUNTS No. and Avg	6-48.5	2-42.0	TIME OF POSS	19:40
Blocked	0	0		40:20

SAN DIEGO					PITTSBURGH										
Rushing	No	Yds	Avg	Lg	TD	Rushing	No	Yds	Avg	Lg	TD				
Tomlinson	7	15	2.1	5	0	Mendenhall	29	165	5.7	32	2				
Rivers	1	1	1.0	1	0	Holmes	1	7	7.0	7	0				
						Roethlisberger	4	3	0.8	3	0				
Passing A C Yds S-L TD Lg Int Rt					Passing A C Yds S-L TD Lg Int Rt										
Rivers	36	21	254	19	3	30t	0	107.9	Roethlisberger	32	326	10.2	35	0	101.9
									Moore	1	6	6.0	1	6t	013.2
Receiving No Yds Avg Lg TD					Receiving No Yds Avg Lg TD										
Gates	9	124	13.8	30t	2	Ward	8	113	14.1	26	0				
Jackson	4	56	14.0	16	0	Miller	8	70	8.8	18	0				
Chambers	4	39	9.8	17	0	Holmes	4	52	13.0	15	0				
Naanee	2	20	10.0	12	0	Moore	3	31	10.3	19t	1				
Sproles	1	16	16.0	16	0	Wallace	2	47	23.5	35	0				
Tomlinson	1	1	1.0	1	0	Mendenhall	2	26	13.0	20	0				
INT					Punting No Yds Avg Lg TD										
None						Scifres	6	291	48.5	43.8	0	4	63		
Punting No Yds Avg Lg TD					PuntRet No Yds Avg Lg TD										
Scifres	6	291	48.5	43.8	0	4	63	None	No	Yds	Avg	Lg	TD		
PuntRet No Yds Avg FC Lg TD					KO Ret No Yds Avg Lg TD										
Sproles	0	0	0.0	1	0	0	0	Sepulveda	2	84	42.0	42.0	0	1	
KO Ret					KO Ret										
Sproles	6	154	25.7	42	0	S.Logan	3	28	9.3	0	0	0	0		
Cromartie	1	9	9.0	9	0	Moore	1	0	0.0	0	0	0			
KO Ret					KO Ret										
Logan	4	83	20.8	24	0										



2009 IN REVIEW



Denver Broncos 34, San Diego Chargers 23 Monday, October 19, 2009 Qualcomm Stadium (San Diego, CA)

San Diego Chargers 37, Kansas City Chiefs 7 Sunday, October 25, 2009 Arrowhead Stadium (Kansas City, MO)

- The Chargers led 20-17 at the half on **Vincent Jackson's** second touchdown catch of the season and **Darren Sproles' 77-yard** punt return touchdown.
- Brandon Siler** and **Mike Tolbert** threw key blocks to spring Sproles loose on the punt return TD, including Tolbert's toppling of Broncos punter **Brett Kern**.
- Denver's **Eddie Royal** returned a punt and a kickoff for a touchdown. The team's three combined return TDs in a single game tied the NFL record for a game.
- Nate Kaeding** added to the Chargers' advantage in the third quarter with a season-long 50-yard field goal.
- Four Chargers, including Antonio Gates (21 yards), **Malcom Floyd** (20), **LaDainian Tomlinson** (25) and **Tolbert** (22) had catches of 20-yards-or-longer in the game.
- Larry English** had his second sack of the season and **Antonio Cromartie** led the defense with two passes defensed.

Score by Quarters	Q1	Q2	Q3	Q4	Total
Denver Broncos	7	10	7	10	34
San Diego Chargers	10	10	3	0	23

Tm	Qtr	Time	Play Description (PAT & Drive)	DEN	SAN
SD	1	4:51	Kaeding 20 yd Field Goal (11-92, 5:58)	0	3
SD	1	4:39	Royal 93 yd kickoff return (Prater kick) (0-0, 0:12)	0	1
SD	1	0:06	Jackson 3 yd pass from Rivers (Kaeding kick) (8-74, 4:33)	7	10
DEN	2	7:55	Prater 34 yd Field Goal (13-62, 7:11)	10	10
SD	2	5:53	Royal 71 yd punt return (Prater kick)	17	10
SD	2	2:19	Kaeding 44 yd Field Goal (8-45, 3:34)	17	13
SD	2	1:03	Sproles 77 yd punt return (Kaeding kick)	17	20
SD	3	7:57	Kaeding 50 yd Field Goal (9-48, 4:37)	17	23
DEN	3	3:43	Scheffler 19 yd pass from Orton (Prater kick) (9-77, 4:14)	24	23
DEN	4	13:05	Prater 29 yd Field Goal (10-36, 3:38)	27	23
DEN	4	2:55	Stokley 5 yd pass from Orton (Prater kick) (5-62, 2:45)	34	23

Attendance -- 68,615

Team Statistics	DEN	SAN	DEN	SAN
TOTAL FIRST DOWNS	19	20	FGs - PATs Blocked	0-0
Rushing	4	4	Net Punting Avg	15.5
Passing	12	14	TOTAL RETURN YARDS	364
Penalty	3	2	Punt Returns	3-77
3RD DOWN EFF	9-16-56%	2-11-18%	Kickoff Returns	6-176
4TH DOWN EFF	0-0-0%	0-1-0%	Interception Returns	0-0
TOTAL NET YARDS	328	311	PENALTIES No. and Yds	4-48
Total Plays	63	59	FUMIBLES No. and Lost	1-0
Average / Play	5.2	5.3	TOUCHDOWNS	4
NET YARDS RUSHING	101	73	Rushing	0
Total Plays	33	21	Passing	2
Average / Play	3.1	3.5	Punt Returns	1
Yards Lost	1-1	2-2	Kickoff Returns	1
NET YARDS PASSING	227	238	EXTRA POINTS	4-4
Sacked - Yards Lost	1-2	5-36	Kicking	4-4
Cross Yards	229	274	FIELD GOALS	2-3
ATT-COMP-INT	29-20-0	33-20-0	RED ZONE EFF	2-4-50%
Avg / Play	7.6	6.3	GOAL TO GO EFF	1-1-100%
KICKOFFS-IN-EZ-TB	7-1-0	6-0-0	SAFETIES	0
PUNTS No. and Avg	4-44.8	3-50.3	FINAL SCORE	34
Blocked	0	0	TIME OF POSS	30:43

DENVER					SAN DIEGO						
Rushing	No	Yds	Avg	Lg	TD	Rushing	No	Yds	Avg	Lg	TD
Buckhalter	10	46	4.6	15	0	Tomlinson	18	70	3.9	17	0
Moreno	18	44	2.4	6	0	Hester	1	2	2.0	2	0
Orton	5	11	2.2	8	0	Rivers	1	1	1.0	1	0
						Sproles	1	0	0.0	0	0

Passing A C Yds S-L TD Lg In Rt							Passing A C Yds S-L TD Lg In Rt									
Orton	29	20	229	1-2	2	52	01:15:4	Rivers	33	20	274.5	-36	1	25	0	9:7

Receiving No Yds Avg Lg TD							Receiving No Yds Avg Lg TD						
Scheffler	6	101	16.8	52	1	Gates	5	70	14.0	21	0		
Marshall	5	49	9.8	15	0	Gates	5	70	14.0	21	0		
Buckhalter	4	29	7.3	11	0	Jackson	4	46	11.5	18	1		
Stokley	3	24	8.0	11	1	Floyd	3	51	17.0	20	0		
Gaffney	1	27	27.0	27	0	Tomlinson	3	30	10.0	25	0		
Moreno	1	-1	-1.0	-1	0	Tolbert	2	40	20.0	22	0		

INT None							INT None							
Punting No Yds Avg Net TB I20 Lg	Kern	4	179	44.8	15.5	2	1	50	None	No	Yds	Avg	Lg	TD
									None	No	Yds	Avg	Lg	TD

Punt Ret No Yds Avg FC Lg TD							Punt Ret No Yds Avg Net TB I20 Lg							
Royal	3	77	25.7	0	71t	1	Scifres	3	151	50.3	24	0	0	57

KO Ret No Yds Avg Lg TD							KO Ret No Yds Avg Lg TD						
Royal	5	158	31.6	93t	1	Smith	1	18	18.0	18	0	0	0

- Vincent Jackson** catches a 10-yard touchdown pass in the first quarter and finishes the first half with a franchise-record 142 yards. His 12-yard catch on a 3rd-and-6 keeps the TD drive alive. He has two 51-yard catches in the second quarter to become the first NFL player with two 50-yard catches in a quarter since 2006. His first come on a 3rd-and-8, and his second on a 3rd-and-9.
- Philip Rivers** throws the 86th-88th touchdowns of his career, giving him sole possession of third place on the team's career TD passes list. He throws a three-yarder to **Malcom Floyd** and a 58-yarder to **Darren Sproles**, both on third-down plays. **LaDainian Tomlinson's** season-long 36-yard run ignites the Floyd touchdown drive.
- The offensive doesn't allow a sack in 30 passing plays and San Diego's defense records its first half-time shutdown since Dec. 24, 2007 vs Denver.
- Eric Weddle** has a sack and ends a Chiefs drive with a pass defensed deep down the right sideline on third down.
- Steve Gregory's** first-career sack on 3rd-and-8 ends a second-quarter drive and his fourth quarter interception deep in Chiefs' territory leads to a field goal and a 30-7 lead. **Tim Dobbins** and **Paul Oliver** intercept passes on successive drives in the second half. **Jacques Casaire's** hit on Chiefs' QB **Matt Cassel** causes the Oliver INT.
- Shaun Phillips** has a six-yard sack on the first play of the fourth quarter. Two plays later, his hit on Cassel leads to the Gregory interception. And then he added a one-yard sack on Kansas City's next possession.
- Brandon Siler** has a huge day on special teams with a season-high four tackles.
- Jacob Hester** lands the final blow, blocking a **Dustin Colquitt** punt and recovering it in the end zone for a score. It's the Chargers' first punt block for a touchdown in more than 10 years (Sept. 26, 1999 vs Indianapolis).

Score by Quarters	Q1	Q2	Q3	Q4	Total
San Diego Chargers	14	6	7	10	37
Kansas City Chiefs	0	0	7	0	7

Tm	Qtr	Time	Play Description (PAT & Drive)	DEN	KC
SD	1	7:32	Floyd 3 yd pass from Rivers (Kaeding kick) (10-80, 5:00)	7	0
SD	1	1:23	Jackson 10 yd pass from Rivers (Kaeding kick) (8-41, 3:32)	14	0
SD	2	9:49	Kaeding 20 yd Field Goal (10-82, 5:27)	17	0
SD	2	0:01	Kaeding 39 yd Field Goal (7-45, 1:06)	20	0
KC	3	9:48	Bowe 7 yd pass from Cassel (Succop kick) (10-65, 5:12)	20	7
SD	3	5:45	Sproles 58 yd pass from Rivers (Kaeding kick) (3-64, 1:26)	27	7
SD	4	11:37	Kaeding 19 yd Field Goal (6-17, 2:36)	30	7
SD	4	9:13	Hester blocked punt recovery in end zone (Kaeding kick)	37	7

Attendance -- 69,337

Team Statistics	SAN	KC	SAN	KC
TOTAL FIRST DOWNS	17	10	FGs - PATs Blocked	0-0
Rushing	6	6	Net Punting Avg	44.8
Passing	9	3	TOTAL RETURN YARDS	112
Penalty	2	1	Punt Returns	1-18
3RD DOWN EFF	8-17-47%	3-15-20%	Kickoff Returns	2-34
4TH DOWN EFF	0-1-0%	1-3-33%	Interception Returns	3-60
TOTAL NET YARDS	403	203	PENALTIES No. and Yds	9-59
Total Plays	66	61	FUMIBLES No. and Lost	0-0
Average / Play	6.1	3.3	TOUCHDOWNS	4
NET YARDS RUSHING	135	121	Rushing	0
Total Plays	36	30	Passing	3
Average / Play	3.8	4.0	Other (Blocked Kick)	1
Yards Lost	4-11	2-2	EXTRA POINTS	4-4
NET YARDS PASSING	268	82	Kicking	4-4
Sacked - Yards lost	0-0	5-18	FIELD GOALS	3-4
Cross Yards	268	100	RED ZONE EFF	2-5-40%
ATT-COMP-INT	30-18-0	26-11-3	GOAL TO GO EFF	1-4-25%
Avg / Play	8.9	2.6	SAFETIES	0-0-0%
KICKOFFS-IN-EZ-TB	8-0-0	2-2-0	FINAL SCORE	37
PUNTS No. and Avg	4-49.0	6-40.2	TIME OF POSS	32:45
Blocked	0	1		27:15

SAN DIEGO							KANSAS CITY						
Rushing	No	Yds	Avg	Lg	TD	Rushing	No	Yds	Avg	Lg	TD		
Tomlinson	23	71	3.1	36	0	Johnson	16	49	3.1	15	0		
Sproles	5	41	8.2	21	0	Charles	4	33	8.3	9	0		
Rivers	2	18	9.0	11	0	Cassel	5	24	4.8	9	0		
Hester	3	8	2.7	7	0	Savage	5	15	3.0	8	0		
Volek	3	-3	-1.0	-1	0								

Passing A C Yds S-L TD Lg In Rt							Passing A C Yds S-L TD Lg In Rt								
Rivers	30	18	268	0-0	358t	01:22:26	Gutierrez	1	1	3	0-0	0	3	0	79:2

Receiving No Yds Avg Lg TD							Receiving No Yds Avg Lg TD						
Jackson	5	142	28.4	51	1	Wade	4	66	16.5	24	0		
Gates	5	55	11.0	25	0	Long	2	12	6.0	7	0		
Sproles	3	58	19.3	58t	1	Bowe	2	11	5.5	7t	1		
Floyd	2	9	4.5	6	1	Johnson	1	7	7.0	7	0		
Tomlinson	2	2	1.0	1	0	Copper	1	3	3.0	3	0		
Tolbert	1	2	2.0	2	0	Charles	1	1	1.0	1	0		

INT None							INT None							
Punting No Yds Avg Net TB I20 Lg	Scifres	4	196	49.0	44.8	0	2	63	None	No	Yds	Avg	Lg	TD
									None	No	Yds	Avg	Lg	TD

Punt Ret No Yds Avg FC Lg TD							Punt Ret No Yds Avg Net TB I20 Lg						
Royal	1	18	18.0	2	18	0	Charles	6	147	24.5	45	0	0

San Diego Chargers 24, Oakland Raiders 16
Sunday, November 1, 2009
Qualcomm Stadium (San Diego, CA)

San Diego Chargers 21, New York Giants 20
Sunday, November 8, 2009
Giants Stadium (East Rutherford, N.J.)

- The Chargers improve to 4-3 and picked up their 13th-straight win over the Raiders.
Antonio Cromartie had his first interception of the season and on the ensuing possession, Malcolm Floyd caught a game-long 53-yard pass and LaDainian Tomlinson scored on a six-yard run out of the wildcat formation to give the Bolts a 7-0 lead.
Philip Rivers' streak of 143 passes in a row without an interception was halted by Oakland's Chris Johnson off a tipped pass. It was his first INT since Sept. 20.
Vincent Jackson had an eight-yard touchdown catch on a 3rd-and-4, one of three third-down catches on a 12-play TD drive. Rivers was 6-of-6 for 64 yards on the drive and Jackson caught five of the six for 59 yards. Jackson finished the day with a game-high 103 yards receiving.
Tomlinson scored his second touchdown of the game in the second quarter on a 10-yard run, and while doing so he surpassed 12,000 rushing yards for his career. Antonio Gates made the big play during the drive with a 30-yard catch on a 3rd-and-4. Tomlinson became the fourth-fastest player in NFL history (132 games) to reach 12K.
Nate Kaeding closed out the first half with a touchdown-winning tackle during an Oakland kickoff return.
At the half, Rivers had outperformed Oakland's JaMarcus Russell in passing rating, 113.2 to 166.7. Rivers was 12-of-15 for 189 yards with the TD and the INT in the half. Russell was just 4-of-8 for 24 yards and the Cromartie INT.
Steve Gregory's eight-yard sack on a 3rd-and-10 in the third quarter forced a punt.
Leading 24-6 late in the fourth quarter, Shaun Phillips and Shawne Merriman helped put away the game with sacks of 13 and three yards, respectively, on the Raiders' last drive of the game. Each finished the day with two sacks.

Score by Quarters table with columns Q1, Q2, Q3, Q4, Total and rows for Oakland Raiders and San Diego Chargers. Includes Team Statistics table with columns OAK, SAN, OAK, SAN for various metrics like Total First Downs, Rushing, Passing, etc.

- Philip Rivers matched his season-high with three touchdown passes, two of which went to Vincent Jackson, including a game-winning 18-yarder with 21 seconds to play that gave the Chargers a 21-20 victory. It was Rivers' 11th-career fourth-quarter game-winning touchdown drive. Rivers' game-winning drive started with 2:05 left in the fourth quarter and covered eight plays, 80 yards and 1:46.
Shawne Merriman had two sacks in the fourth quarter, an eight yarder on a third-down play to force a punt and an 11-yarder on the Giants' final play of the game.
Jacob Hester made a huge play late in the game, preventing an interception return touchdown by the Giants' Terrell Thomas that would've put the Chargers in a 10-point hole. Instead, San Diego's defense held the Giants to a field goal and set up the game-winning touchdown drive.
Kris Wilson caught his first touchdown pass since 2007 and his first as a Charger. Jackson helped set up the Wilson TD, drawing a 29-yard pass interference penalty in the end zone, giving San Diego a 1st-and-goal at the one.
Alfonso Boone had a sack and two quarterback pressures. Jacques Cesaire had his first sack of the season, a QB pressure and matched his season high with six stops, including two crucial tackles on 2nd and 3rd down to force the field goal try after the Thomas interception.
Safety Kevin Ellison had a season-high 10 tackles. A third-down pass breakup in the first quarter forced a punt and led to the Bolts' first TD of the game.
Nate Kaeding scored the game-winning point on a PAT, his 24th consecutive.
Making his first-ever NFL start, Brandon Siler had 10 tackles, including one for loss.

Score by Quarters table with columns Q1, Q2, Q3, Q4, Total and rows for San Diego Chargers and New York Giants. Includes Team Statistics table with columns SAN, NYG, SAN, NYG for various metrics like Total First Downs, Rushing, Passing, etc.

Summary statistics table for the San Diego Chargers vs Oakland Raiders game, including Rushing, Passing, Receiving, INT, Punting, and Punt Ret for both teams.

Summary statistics table for the San Diego Chargers vs New York Giants game, including Rushing, Passing, Receiving, INT, Punting, and Punt Ret for both teams.





SAN DIEGO CHARGERS

San Diego Chargers 31, Philadelphia Eagles 23

Sunday, November 15, 2009
Qualcomm Stadium (San Diego, CA)

- The Chargers took advantage of two **LaDainian Tomlinson** touchdown runs and two **Philip Rivers** touchdown passes and defeated Philadelphia in front of the third-largest crowd ever at Qualcomm Stadium (68,789). Rivers completed a career-high 80.0% of his passes and posted a season-high 131.8 passer rating.
- Kevin Burnett** who had a team-high 10 tackles, set up the Chargers' first TD of the game by ending a Philadelphia three-and-out with a one-yard TFL on third down. The touchdown was a 20-yard catch by **Mike Tolbert**, his first of the season. In the second quarter Burnett made first and third-down stops on goal-to-go plays from the end, forcing a Philadelphia field goal try.
- Tomlinson gave the Chargers a 14-0 lead with a three-yard TD run out of the "Wild Charger" formation. In the third quarter, he helped stretch the lead to 21-6 on a 20-yard scoring run. He moved past **Thurman Thomas** and **Franco Harris** and into 12th place on the NFL's all-time rushing touchdown list, actually passing Harris on his second TD run. The touchdowns were also the 145th and 146th of his career, moving him past **Marcus Allen** and into third place on the NFL's all-time TDs list.
- Legedu Naanee** played a 20-yard TD pass in the third quarter. It was also his first TD of the season. After the touchdown, Naanee presented the ball to one of the Chargers' Girls, a gesture he made in honor of former college teammate **Lin Johnson**.
- Late in the fourth quarter, Rivers engineered a 12-play, 66-yard, 6.42 field goal drive that gave the Chargers an eight point lead with just 30 seconds remaining. During the drive, **Antonio Gates**, who led the squad with seven catches, had a 17-yard on a 3rd-and-6, while Naanee had an 18-yarder on a 3rd-and-2.
- Brandon Siler** and **Paul Oliver** each recorded their first sacks of their careers. **Antonio Cromartie** closed out the game with an interception.

Score by Quarters	Q1	Q2	Q3	Q4	Total
Philadelphia Eagles	0	6	3	14	23
San Diego Chargers	7	7	14	3	31

TM	Qtr	Time	Play Description (PAT & Drive)	PHI	SAN
SAN	1	7:52	Tolbert 20 yd pass from Rivers (Kaeding kick) [6-40, 2:09]	0	7
SAN	2	11:01	Tomlinson 3 yd run (Kaeding kick) [10-82, 5:44]	0	14
PHI	2	6:38	Akers 18 yd Field Goal [9-77, 4:23]	3	14
PHI	2	0:08	Akers 25 yd Field Goal [14-87, 4:16]	6	14
SAN	3	8:01	Tomlinson 20 yd run (Kaeding kick) [5-76, 2:23]	6	21
PHI	3	5:51	Akers 25 yd Field Goal [6-77, 2:10]	9	21
SAN	3	1:13	Naanee 20 yd pass from Rivers (Kaeding kick) [8-59, 4:38]	9	28
PHI	4	14:12	MacIn 5 yd pass from McNabb (Akers kick) [9-54, 2:01]	16	28
PHI	4	7:12	Celek 6 yd pass from McNabb (Akers kick) [12-77, 5:07]	23	28
SAN	4	0:30	Kaeding 29 yd Field Goal [12-66, 6:42]	23	31

Attendance - 68,789

Team Statistics		PHI	SAN	PHI	SAN
TOTAL FIRST DOWNS	26	22	Blocked	0	0
Rushing	2	6	FGs - PATs Blocked	0-0	0-0
Passing	22	13	Net Punting Avg.	36.8	46.8
Penalty	2	3	TOTAL RETURN YARDS	142	160
3RD DOWN EFF	5-13-38%	3-8-38%	Punt Returns	3-13	3-13
4TH DOWN EFF	1-1-100%	0-0-0%	Kickoff Returns	6-129	6-147
TOTAL NET YARDS	462	331	Interception Returns	0	1-0
Total Plays	71	55	PENALTIES No. and Yds	9-70	3-31
Average / Play	6.5	6.0	FUMBLES No. and Lost	0-0	0-0
NET YARDS RUSHING	29	119	TOUCHDOWNS	2	4
Total Plays	13	28	Rushing	0	2
Average / Play	2.2	4.3	Passing	2	2
TFLs - Yards Lost	2-8	1-2	EXTRA POINTS	2-2	4-4
NET YARDS PASSING	433	212	Kicking	2-2	4-4
Sacked - Yards Lost	2-17	2-19	FIELD GOALS	3-3	1-1
Gross yards	450	231	RED ZONE EFF	2-5-40%	1-2-50%
ATT-COMP-INT	56-35-1	25-20-0	GOAL TO GO EFF	1-3-33%	1-1-100%
Avg / Play	7/5	7/9	SAFETIES	0	0
KICKOFFS-IN-EZ-TB	6-0-0	6-1-0	FINAL SCORE	23	31
PUNTS No. and Avg	4-40.0	4-50.0	TIME OF POSS	29:37	30:23

PHILADELPHIA						SAN DIEGO						
Rushing	No	Yds	Avg	Lg	TD	Rushing	No	Yds	Avg	Lg	TD	
Westbrook	6	28	4.7	11	0	Tomlinson	24	96	4.0	20	2	
McCoy	3	5	1.7	5	0	Sproles	2	14	7.0	14	0	
Weaver	2	2	1.0	2	0	Naanee	1	10	10.0	10	0	
Buckley	1	0	0.0	0	0	Rivers	1	-1	-1.0	-1	0	
MacIn	1	-6	-6.0	-6	0							
Passing	A	C	Yds	S-L	TD	INT	Punting	A	C	Yds	S-L	TD
McNabb	55	35	4502-17	2	58	19	Rivers	25	20	231-19	2	22
Vick	1	0	0-0	0	0	396						
Receiving	No	Yds	Avg	Lg	TD	Receiving	No	Yds	Avg	Lg	TD	
Avant	8	156	19.5	58	0	Tolbert	7	78	11.1	20	0	
Jackson	8	91	11.4	22	0	Sproles	4	31	7.8	11	0	
MacIn	6	76	12.7	28	1	Naanee	3	45	15.0	21	0	
Celek	6	47	7.8	17	1	Tolbert	3	22	14.0	20	1	
McCoy	3	18	6.0	8	0	Jackson	1	10	10.0	10	0	
Brown	2	36	18.0	19	0							
Westbrook	2	26	13.0	17	0	INT	No	Yds	Avg	Lg	TD	
None						Cromartie	1	0	0.0	0	0	
Punting	No	Yds	Avg	Net	TB	120	Lg	Punting	No	Yds	Avg	Net
Rocca	4	160	40.0	36.8	0	2	52	Scifres	4	200	50.0	46.8
PuntRet	No	Yds	Avg	FC	Lg	TD	PuntRet	No	Yds	Avg	FC	Lg
Jackson	3	13	4.3	0	7	0	Sproles	3	13	4.3	0	8
MacIn	0	0	0.0	1	0	0						
KO Ret	No	Yds	Avg	Lg	TD	Sproles	No	Yds	Avg	Lg	TD	
MacIn	4	72	18.0	23	0		6	147	24.5	29	0	
Harris	2	57	28.5	30	0							

San Diego Chargers 32, Denver Broncos 3

Sunday, November 22, 2009
Invesco Field (Denver, CO)

- The Chargers improve to 7-3 and take sole possession of first place in the AFC West.
- Nate Kaeding** had a season-high tying four field goals.
- Steve Gregory** had two fumble recoveries and a team-leading and season-high three passes defended. He recovered his first fumble after a **Shawn Phillips** sack and forced fumble against **Chris Simms** and the Chargers scored a touchdown on the ensuing possession for a 7-0 lead. His second fumble recovery came in the end zone as Denver was driving for a score and looking to cut into the Chargers' 13-0 lead. In the third quarter, his pass breakup at the goal line helped hold Denver to a field goal for their only points in the game.
- The Chargers' offensive line did not allow a sack in 22 pass plays and opened holes for a season-high 203 yards rushing.
- Legedu Naanee** had his second touchdown catch in as many games, while **Mike Tolbert** scored his first career rushing touchdown. Naanee also had a key recovery of an onside kick the Broncos attempted after kicking a field goal that made the score 13-3. The Chargers converted the recovery into a touchdown and a 20-3 lead.
- Antonio Cromartie** closed out the first half with his team-leading third interception.
- Philip Rivers** completed 77.3%, going 17-for-22, including a stretch of 12-straight completions between the first and third quarters.
- Kevin Burnett** had a career-high one-and-a-half sacks.

Score by Quarters	Q1	Q2	Q3	Q4	Total
San Diego Chargers	7	6	7	12	32
Denver Broncos	0	0	3	0	3

TM	Qtr	Time	Play Description (PAT & Drive)	SAN	DEN
SD	1	5:58	Naanee 2 yd pass from Rivers (Kaeding kick) [9-69, 4:37]	7	0
SD	2	10:54	Kaeding 28 yd Field Goal [11-46, 7:14]	10	0
SD	2	4:19	Kaeding 47 yd Field Goal [9-44, 5:33]	13	0
DEN	3	9:56	Prater 23 yd Field Goal [9-59, 3:58]	13	3
SD	3	6:47	Tomlinson 1 yd run (Kaeding kick) [6-41, 3:09]	20	3
SD	4	14:06	Kaeding 28 yd Field Goal [9-50, 4:45]	23	3
SD	4	10:28	Kaeding 19 yd Field Goal [6-51, 2:54]	26	3
SD	4	0:34	Tolbert 8 yd run (kick blocked) [6-28, 2:55]	32	3

Attendance - 74,707

Team Statistics		SAN	DEN	SAN	DEN
TOTAL FIRST DOWNS	21	14	Blocked	0	0
Rushing	10	6	FGs - PATs Blocked	0-1	0-0
Passing	9	7	Net Punting Avg.	34.0	46.0
Penalty	2	1	TOTAL RETURN YARDS	7	97
3RD DOWN EFF	5-13-38%	2-9-22%	Punt Returns	3-6	1-10
4TH DOWN EFF	1-1-100%	0-3-0%	Kickoff Returns	0-0	3-87
TOTAL NET YARDS	348	271	Interception Returns	1-1	0-0
Total Plays	65	55	PENALTIES No. and Yds	1-15	9-65
Avg / Play	5.4	5.1	FUMBLES No. and Lost	1-0	2-2
NET YARDS RUSHING	203	115	TOUCHDOWNS	3	0
Total Plays	43	17	Rushing	2	0
Avg / Play	4.7	6.8	Passing	1	0
TFLs - Yards Lost	4-7	1-1	EXTRA POINTS	2-3	0-0
NET YARDS PASSING	145	156	Kicking	2-3	0-0
Sacked - Yards Lost	0-0	3-25	FIELD GOALS	4-4	1-1
Gross Yards	145	181	RED ZONE EFF	3-6-50%	0-4-0%
ATT-COMP-INT	22-17-0	33-17-1	GOAL TO GO EFF	2-3-67%	0-2-0%
Avg / Play	6.6	4.3	SAFETIES	0	0
KICKOFFS-IN-EZ-TB	8-8-5	2-1-1	FINAL SCORE	32	3
PUNTS No. and Avg	3-44.0	3-48.0	TIME OF POSS	37:52	22:08

SAN DIEGO						DENVER						
Rushing	No	Yds	Avg	Lg	TD	Rushing	No	Yds	Avg	Lg	TD	
Tomlinson	20	73	3.7	21	1	Moreno	10	80	8.0	36	0	
Tolbert	7	58	8.3	32	1	Buckhalter	7	35	5.0	9	0	
Hester	7	46	6.6	15	0							
Sproles	9	26	2.9	8	0	Passing	A	C	Yds	S-L	TD	
						Orton	29	15	171	1-7	0	
						Simms	4	2	102-18	0	7	
						Rivers	22	17	145	0-0	1	
						Punting	A	C	Yds	S-L	TD	
						Scifres	4	2	200	1-1	0	
						Receiving	No	Yds	Avg	Lg	TD	
						Jackson	4	56	14.0	23	0	
						Floyd	4	38	9.5	17	0	
						Gates	3	41	13.7	24	0	
						Buckhalter	3	46	15.3	25	0	
						Marshall	3	26	8.7	22	0	
						Hester	3	0	0.0	3	0	
						Scheffer	1	12	12.0	12	0	
						Sproles	1	7	7.0	7	0	
						Moreno	1	6	6.0	6	0	
						Naanee	1	2	2.0	2	0	
						Graham	1	4	4.0	4	0	
						Tolbert	1	1	1.0	1	0	
						Hillis	1	3	3.0	3	0	
INT	No	Yds	Avg	Lg	TD	INT	No	Yds	Avg	Lg	TD	
Cromartie	1	1	1.0	1	0	None						
Punting	No	Yds	Avg	Net	TB	120	Lg	Punting	No	Yds	Avg	Net
Scifres	3	132	44.0	34.0	1	0	52	Berger	3	144	48.0	46.0
PuntRet	No	Yds	Avg	FC	Lg	TD	PuntRet	No	Yds	Avg	FC	
Sproles	3	6	2.0	0	6	0	Royal	1	10	10.0	0	
KO Ret	No	Yds	Avg	Lg	TD	KO Ret	No	Yds	Avg	Lg	TD	
None						Royal	3	87	29.0	38	0	

San Diego Chargers 43, Kansas City Chiefs 14

Sunday, November 29, 2009
Arrowhead Stadium (Kansas City, MO)

- The Chargers converted four Kansas City turnovers into 28 points and won 43-14 on a day when the Bolts honored the 50 Greatest Chargers of All-Time. The Chargers' point total was a season high and it was the most points scored by the Bolts against the Chiefs since 1967.
- Philip Rivers** completed 75.0% of his passes, going 21-of-28 for 317 yards with two TDs and a season-high rating of 135.6.
- Antonio Gates** caught touchdown passes of 19 and 15 yards en route to a season-high 118 yards receiving. The TDs were the 54th and 55th of his career, moving him into third place for the most TD catches by a tight end.
- Quentin Jammer** forced two turnovers, an interception and a fumble, both of which resulted in Gates touchdown catches on the ensuing possession and contributed to 14 of the Chargers' first 21 points. **Ogemdi Nwagwu** tipped the pass at the line of scrimmage that Jammer intercepted.
- Paul Oliver** returned a **Matt Cassel** fumble 40 yards for his first-career touchdown. **LaDainian Tomlinson** rushed for 39 yards and moved into 10th place on the NFL's all-time rushing list while also scoring two TDs.
- Malcolm Floyd** set up LTT's first TD with a season-long 53-yard catch to the end.
- Nate Kaeding** hit a 55-yard field goal, his longest-ever at Qualcomm Stadium.
- The offensive line didn't allow any sacks in 28 passing plays.
- Though not credited with an official sack, **Tim Dobbins** forced a Cassel intentional grounding penalty in the end zone which resulted in a safety.

	Q1	Q2	Q3	Q4	Total
Kansas City Chiefs	0	7	0	0	14
San Diego Chargers	0	7	21	10	5

Tm	Qtr	Time	Play Description (PAT & Drive)	KC	SAN
SD	1	4:13	Gates 19 yd pass from Rivers (Kaeding kick) (7-61, 3:35)	0	7
KC	2	10:46	Chambers 7 yd pass from Cassel (Succop kick) (8-91, 3:20)	7	7
SD	2	10:05	Tomlinson 1 yd run (Kaeding kick) (3-70, 0:41)	7	14
SD	2	2:52	Gates 15 yd pass from Rivers (Kaeding kick) (7-61, 4:12)	7	21
SD	2	2:32	Oliver 40 yd fumble return (Kaeding kick)	7	28
SD	3	12:58	Tomlinson 3 yd run (Kaeding kick) (2-10, 0:47)	7	35
KC	3	9:45	Charles 4 yd run (Succop kick) (8-79, 3:13)	14	35
SD	3	4:27	Kaeding 55 yd Field Goal (8-27, 5:18)	14	38
SD	4	12:45	Penalty on Cassel intended in end zone for a Safety	14	40
SD	4	5:08	Kaeding 23 yd Field Goal (1-26, 7:37)	14	43

Attendance - 65,280

Team Statistics	KC	SAN	KC	SAN
TOTAL FIRST DOWNS	16	26	FGs - PATs Blocked	0-0
Rushing	5	5	Net Punting Avg	40.3
Passing	9	18	TOTAL RETURN YARDS	157
Penalty	2	3	Punt Returns	1-2
3RD DOWN EFF	3-11-27%	4-9-44%	Kickoff Returns	1-2
4TH DOWN EFF	0-1-0%	0-0-0%	Interception Returns	0-0
TOTAL NET YARDS	284	426	PENALTIES No. and Yds	5-25
Total Plays	57	63	FUMBLES No. and Lost	4-3
Average / Play	5.0	6.8	TOUCHDOWNS	2
NET YARDS RUSHING	114	94	Rushing	1
Total Plays	23	34	Passing	1
Average / Play	5.0	2.8	Fumbles	0
TFLs - Yards Lost	3-7	2-4	EXTRA POINTS	2-2
NET YARDS PASSING	170	332	Kicking	2-2
Sacked - Yards Lost	1-11	0-0	FIELD GOALS	0-0
Gross Yards	181	332	RED ZONE EFF	2-2-100%
ATT-COMP-INT	33-20-1	29-22-0	GOAL TO GO EFF	1-1-100%
Avg / Play	5.0	11.4	SAFETIES	0
KICKOFFS-IN-EZ-TB	4-1-0	8-2-1	FINAL SCORE	14
PUNTS No. and Avg	4-40-3	3-4-30	TIME OF POSS	24:40
Blocked	0	0		35:20

KANSAS CITY						SAN DIEGO					
Rushing	No	Yds	Avg	Lg	TD	Rushing	No	Yds	Avg	Lg	TD
Charles	14	93	6.6	31	1	Tomlinson	13	39	3.0	8	2
Cassel	6	22	3.7	9	0	Tolbert	4	19	4.8	11	0
Smith	1	1	1.0	1	0	Sproules	9	17	1.9	6	0
Castille	2	-2	-1.0	0	0	Jackson	1	12	12.0	12	0
						Rivers	1	4	4.0	4	0
Passing	A	C	Yds	S-L	TG	Lg	INT	Hester	3	3	10
Cassel	31	19	1781-11	1	49	1	74.4	Naanee	1	2	20
Croyle	2	1	3	0-0	0	3	56.2	Volek	2	-2	-1.0
											-1
Receiving	No	Yds	Avg	Lg	TD	Passing	A	C	Yds	S-L	TG
Chambers	7	70	10.0	14	1	Rivers	28	21	317	0-0	2
Charles	3	54	18.0	49	0	Volek	1	1	15	0-0	0
Wade	2	20	10.0	12	0	Receiving	No	Yds	Avg	Lg	TD
Long	2	15	7.5	9	0	Gates	7	118	16.9	22	2
Cox	2	11	5.5	6	0	Sproules	5	66	13.2	20	0
Castille	2	9	4.5	6	0	Floyd	3	85	28.3	53	0
Smith	1	5	5.0	5	0	Jackson	2	27	13.5	16	0
Pope	1	-3	-3.0	-3	0	Tolbert	2	17	8.5	15	0
						Manumateluna	1	11	11.0	11	0
INT	No	Yds	Avg	Lg	TD	Tomlinson	1	5	5.0	5	0
None						Hester	1	3	3.0	3	0
Punting	No	Yds	Avg	Net	TB	INT	No	Yds	Avg	Lg	TD
Colquitt	4	161	40.3	40.3	0	2	46	Jammer	1	0	0
											0
Punt Ret	No	Yds	Avg	FC	Lg	TD	Punting	No	Yds	Avg	Net
Wade	1	2	2.0	1	2	0	Sciffes	3	129	43.0	42.3
											0
KO Ret	No	Yds	Avg	Lg	TD	Punt Ret	No	Yds	Avg	FC	Lg
Lawrence	5	94	18.8	24	0	Sproules	1	0	0.0	1	0
Charles	2	61	30.5	45	0	KO Ret	No	Yds	Avg	Lg	TD
						Sproules	4	88	22.0	32	0

San Diego Chargers 30, Cleveland Browns 23

Sunday, December 6, 2009
Cleveland Browns Stadium (Cleveland, Ohio)

- Philip Rivers** passed for 373 yards and two touchdowns in the 30-23 win.
- Mike Tolbert** caught a career-long 66-yard touchdown pass to give the Chargers a 10-7 lead and **Darren Sproles** caught a 31-yarder for a 20-7 lead.
- With Cleveland leading 7-3 and diving for an apparent score, **Stephen Cooper** broke up a deep third-down pass to force a 43-yard field goal try. The kick went wide right and on the very next play, Tolbert caught the TD for a 10-7 lead.
- After the Tolbert TD, **Shaun Phillips** ended Cleveland's next drive with a sack and forced fumble. **Jacques Cesaire** recovered.
- Ladegui Naanee** threw and completed his first-career NFL pass, hooking up with **LaDainian Tomlinson** on a 21-yard completion on a double-pass play.
- Tomlinson scored his 150th career TD on a four-yard run in the second quarter. The drive was set up by catches of 56 and 18 yards by **Antonio Gates**, who finished the night with a career-high 167 yards on eight catches. This game was the 137th of Tomlinson's career, making him the NFL's fastest player to score 150 career TDs. Tomlinson rushed for 64 yards against the Browns to pass **Marshall Faulk** and **Jim Brown** and move into eighth place on the NFL's all-time rushing list. Tomlinson also recovered an inside kick late in the fourth quarter that allowed the Chargers to kill the clock and close out the victory.
- Marques Harris** had his first sack of the season for a four-yard loss.
- Brandyn Dombrowski** made his first-career road start at right tackle. When left tackle **Marcus McNeill** went down with an injury in the third quarter, Dombrowski slid over to left tackle and **Jon Runyan** made his Charger debut at right tackle. On their first play from scrimmage, Sproles scored on the 31-yarder. Dombrowski had a key block on the play, as did Runyan, who panicked the Browns defenders on the play.

	Q1	Q2	Q3	Q4	Total
San Diego Chargers	10	3	14	3	30
Cleveland Browns	7	0	0	16	23

Tm	Qtr	Time	Play Description (PAT & Drive)	KC	SAN	CLE
CLE	1	8:37	Massaquoi 11 yd pass from Quinn (Dawson kick) (10-72, 6:23)	0	0	7
SD	1	2:59	Kaeding 32 yd Field Goal (12-55, 5:38)	0	7	7
SD	1	0:45	Tolbert 66 yd pass from Rivers (Kaeding kick) (1-66, 0:13)	0	10	7
SD	2	0:00	Kaeding 42 yd Field Goal (6-46, 0:34)	0	13	7
SD	3	10:30	Sproles 31 yd pass from Rivers (Kaeding kick) (8-85, 4:30)	0	20	7
SD	3	5:58	Tomlinson 4 yd run (Kaeding kick) (6-83, 3:22)	0	27	7
CLE	4	9:15	Harrison 8 yd pass from Quinn (Dawson kick) (9-68, 4:30)	0	27	14
SD	4	4:12	Kaeding 22 yd Field Goal (10-77, 5:03)	0	30	14
CLE	4	1:55	Harrison 8 yd pass from Quinn (run failed) (7-58, 2:17)	0	30	20
CLE	4	0:39	Dawson 49 yd Field Goal (11-28, 1:16)	0	30	23

Attendance - 67,978

Team Statistics	SAN	CLE	SAN	CLE
TOTAL FIRST DOWNS	21	24	FGs - PATs Blocked	0-0
Rushing	4	5	Net Punting Avg	49.0
Passing	16	18	TOTAL RETURN YARDS	36
Penalty	1	1	Punt Returns	1-1
3RD DOWN EFF	5-10-50%	8-16-50%	Kickoff Returns	3-37
4TH DOWN EFF	0-1-0%	2-2-100%	Interception Returns	0-0
TOTAL NET YARDS	477	372	PENALTIES No. and Yds	1-5
Total Plays	59	69	FUMBLES No. and Lost	0-0
Average / Play	8.1	5.4	TOUCHDOWNS	3
NET YARDS RUSHING	91	115	Rushing	1
Total Plays	32	22	Passing	2
Average / Play	2.8	5.2	EXTRA POINTS	3-3
TFLs - Yards Lost	2-2	2-2	Kicking	3-3
NET YARDS PASSING	386	257	RUSHING	0-0
Sacked - Yards Lost	1-8	2-14	FIELD GOALS	3-3
Gross Yards	394	271	RED ZONE EFF	1-3-33%
ATT-COMP-INT	26-19-0	45-25-0	GOAL TO GO EFF	1-2-50%
Avg / Play	14.3	5.5	SAFETIES	0
KICKOFFS-IN-EZ-TB	6-0-3	5-0-0	FINAL SCORE	30
PUNTS No. and Avg	1-49-0	3-43-7	TIME OF POSS	29:23
Blocked	0	0		30:37

SAN DIEGO						CLEVELAND					
Rushing	No	Yds	Avg	Lg	TD	Rushing	No	Yds	Avg	Lg	TD
Tomlinson	20	64	3.2	11	1	Cribbs	4	38	9.5	30	0
Sproles	7	27	3.9	8	0	Harrison	10	35	3.5	11	0
Rivers	4	0	0.0	3	0	Jennings	5	28	5.6	9	0
Hester	1	0	0.0	0	0	Quinn	2	8	4.0	7	0
						Stuckey	1	6	6.0	6	0
Passing	A	C	Yds	S-L	TG	Lg	INT	Hester	3	3	10
Rivers	25	18	373-18	2	26	0	104.08	Quinn	4	5	25
Naanee	1	1	21	0-0	0	21	118.8	Passing	A	C	
											Yds
Receiving	No	Yds	Avg	Lg	TD	Receiving	No	Yds	Avg	Lg	TD
Gates	8	167	20.9	56	0	Moore	6	80	13.3	18	2
Sproles	4	56	14.0	31	1	Robiskie	4	69	17.3	43	0
Floyd	3	30	10.0	15	0	Stuckey	3	23	7.7	9	0
Jackson	2	54	27.0	41	0	Massaquoi	2	24	12.0	13	1
Tolbert	1	66	66.0	66	1	Cribbs	1	6	6.0	6	0
Tomlinson	1	21	21.0	21	0	Vickers	1	5	5.0	5	0
						Jennings	1	2	2.0	2	0
INT	No	Yds	Avg	Lg	TD	INT	No	Yds	Avg	Lg	TD
None						None					
Punting	No	Yds	Avg	Net	TB	INT	No	Yds	Avg	Net	TB
Sciffes	1	49	49.0	49.0	0	1	49	Hodges	3	131	43.7
											37.3
Punt Ret	No	Yds	Avg	FC	Lg	TD	Punt Ret	No	Yds	Avg	FC
Sproules	1	-1	-1.0	0	-1	0	Cribbs	1	0	0.0	0
											0
KO Ret	No	Yds	Avg	Lg	TD	KO Ret	No	Yds	Avg	Lg	TD
Sproules	3	37	12.3	26	0	Cribbs	6	148	24.7	42	0



SAN DIEGO CHARGERS

San Diego Chargers 20, Dallas Cowboys 17 Sunday, December 13, 2009 Cowboys Stadium (Arlington, Texas)

- History is made as Waco native **LaDainian Tomlinson** scores a touchdown on the Chargers' opening drive of the game from one-yard out. It's Tomlinson's 10th rushing touchdown of the season and his 136th of the decade. He's the only player in NFL history to rush for 10-or-more in nine straight seasons and he ties former Cowboy **Emmitt Smith** for the most TDs scored in a single decade.
- **Malcom Floyd** keys the touchdown drive with a 24-yard catch on 3rd-and-12, and then by drawing a 38-yard pass interference penalty just three plays later.
- **Brandon Siler's** 10-yard sack forces a punt. On an ensuing field goal drive, **Vincent Jackson** has a 33-yard catch on 3rd-and-8 and Floyd a seven-yarder on 3rd-and-6.
- One series later, Siler plays a key role in a goal-line stand with stops at the one on first and fourth-down, while **Tim Dobbins** makes stops on second and third-down. A touchdown would've allowed Dallas to tie the game at 10-10.
- **C.J. Spillman's** third-down pass defended late in the second quarter forces a 42-yard field goal try that goes wide left and preserves San Diego's 10-3 lead.
- **Mike Scifres** buries back-to-back punts in the third quarter that are downed at the four and one-yard lines by **Kassin Osgood**.
- **Philip Rivers** answers 37-9rd game-tying touchdown drive by Dallas with one that goes 75 yards in eight plays. A 14-yard TD pass to Antonio Gates is the 100th of his career. Rivers makes the eighth-fastest play (**tie**) in NFL history to the milestone. The key play on the drive is a 39-yard catch by Jackson on a 3rd-and-12. After a three-and-out featuring a tackle for loss and forced fumble by **Stephen Cooper**, a pass break up by Cooper, and another by **Antonio Cromartie**, the Chargers' offense eats 7:17 off the clock and puts the game away with a 15-play field-goal drive. Jackson's key play, a 21-yard catch, gives him a game-high 120 yards on the day.

Score by Quarters	Q1	Q2	Q3	Q4	Total
San Diego Chargers	7	3	0	10	20
Dallas Cowboys	3	0	7	7	17

Tm	Qtr	Time	Play Description (PAT & Drive)	SAN	DAL
DAL	1	8:36	Ford 31 yd Field Goal (10-41, 6:24)	0	3
SD	1	4:30	Tomlinson 1 yd run (Kaeing kick) (7-84, 4:06)	7	3
SD	2	10:18	Kaeing 29 yd Field Goal (14-64, 6:58)	10	3
DAL	3	0:00	Austin 6 yd pass from Romo (In Folk kick) (11-99, 7:19)	10	10
SD	4	10:56	Gates 14 yd pass from Rivers (Kaeing kick) (8-75, 4:04)	17	10
DAL	4	1:56	Kaeing 34 yd Field Goal (15-73, 7:17)	20	10
SD	4	0:02	Crayton 9 yd pass from Romo (Folk kick) (9-86, 1:54)	20	17
Attendance - 90,552					

Team Statistics		SAN	DAL	SAN		DAL	
TOTAL FIRST DOWNS							
Rushing	5	9	Blocked	0	0	0	0
Passing	15	12	FGs - PATs Blocked	0-0	0-0	0	0
Penalty	1	1	Net Punting Avg.	35.3	50.3		
3RD DOWN EFF	5-12-42%	1-8-13%	TOTAL RETURN YARDS	60	93		
4TH DOWN EFF	1-1-100%	1-2-50%	Punt Returns	2-18	0-0		
TOTAL NET YARDS	341	347	Kickoff Returns	2-42	4-93		
Total Plays	64	58	Interception Returns	0-0	1-0		
Average / Play	5.3	6.0	PENALTIES No. and Yds	5-24	6-68		
NET YARDS RUSHING	73	108	FUMABLES No. and Lost	0-0	1-0		
Total Plays	31	27	TOUCHDOWNS	2	2		
Average / Play	2.4	4.0	Rushing	1	1		
TELS - Yards Lost	2-4	2-8	Passing	1	2		
NET YARDS PASSING	268	239	EXTRA POINTS	2-2	2-2		
Sacked - Yards Lost	1-4	1-10	Kicking	2-2	2-2		
Gross Yards	272	249	FIELD GOALS	2-2	1-2		
ATT-COMP-INT	32-21-1	30-19-0	RED ZONE EFF	2-4-50%	2-4-50%		
Avg / Play	8.1	7.7	GOAL TO GO EFF	1-1-100%	2-3-67%		
KICKOFFS-IN-EZ-TB	5-3-1	4-2-1	SAFETIES	0	0		
PUNTS No. and Avg	3-42.0	3-56.3	TIME OF POSS	30:05	29:55		

San Diego Chargers 27, Cincinnati Bengals 24 Sunday, December 20, 2009 Qualcomm Stadium (San Diego, CA)

- **Nate Kaeding's** 52-yard field goal with three seconds left in the fourth quarter lifts the Chargers to a 27-24 win and by virtue of Denver's loss to Oakland just a short time later, the Chargers clinch their fourth-straight AFC West title.
- **Philip Rivers** led the game-winning drive, steering the team 46 yards in six plays and 51 seconds to cap off a 308-yard, three-touchdown day.
- Rivers tossed two touchdown passes to **Vincent Jackson** (21 and 34 yards) and another to **Antonio Gates** (three yards) on the game's opening series. **Darren Sproles** ignited the Gates TD drive with a 45-yard kickoff return.
- After a rare Rivers interception, defensive lineone **Alfonso Boone** and **Travis Johnson** anchor a three-and-out with Boone collecting an 11-yard sack and forced fumble on first down and Johnson a three-yard tackle for loss on second. The ensuing possession resulted in Jackson's first touchdown and a 14-10 lead. Jackson surpassed 1,000 yards for the season on his first TD catch and Rivers was 6-of-7 for 68 yards and the TD on the drive.
- **Quantin Jammer's** third-quarter interception led to Jackson's second touchdown catch two plays later and a 21-13 lead. And earlier at the end of the first half, Jammer broke up consecutive passes on the goal line on second and third-down to force a field goal try that preserved a 14-13 lead at the half.

Score by Quarters	Q1	Q2	Q3	Q4	Total
Cincinnati Bengals	3	10	0	11	24
San Diego Chargers	7	7	10	3	27

Tm	Qtr	Time	Play Description (PAT & Drive)	CIN	SAN
SD	1	10:06	Gates 3 yd pass from Rivers (Kaeing kick) (11-55, 4:54)	0	7
CIN	1	4:11	Graham 26 yd Field Goal (12-53, 5:55)	3	7
SD	2	13:00	Ochocinco 49 yd pass from Palmer (Graham kick) (8-77, 4:06)	10	7
SD	2	3:12	Jackson 21 yd pass from Rivers (Kaeing kick) (9-72, 5:09)	10	14
CIN	2	0:07	Graham 25 yd Field Goal (11-75, 3:05)	13	14
SD	3	6:26	Jackson 34 yd pass from Rivers (Kaeing kick) (2-40, 0:41)	13	21
SD	3	1:02	Kaeing 33 yd Field Goal (7-58, 3:25)	13	24
CIN	4	12:37	Coles 2 yd pass from Palmer (Palmer run) (3-33, 1:25)	21	24
CIN	4	0:54	Graham 34 yd Field Goal (12-79, 6:26)	24	24
Charger 4	0:03	Kaeing 52 yd Field Goal (6-46, 0:51)		24	27
Attendance - 68,889					

Team Statistics		CIN	SAN	CIN		SAN	
TOTAL FIRST DOWNS							
Rushing	5	3	FGs - PATs Blocked	0-0	0-0	38.3	38.3
Passing	14	16	Net Punting Avg.	37.6	38.0		
Penalty	0	1	TOTAL RETURN YARDS	130	101		
3RD DOWN EFF	7-15-47%	5-11-45%	Punt Returns	1-7	3-5		
4TH DOWN EFF	0-0-0%	0-0-0%	Kickoff Returns	6-116	4-92		
TOTAL NET YARDS	407-0-0	367	Interception Returns	2-7	1-4		
Total Plays	63	60	TOTAL NET YARDS	0-0	4-30		
Average / Play	6.5	6.1	FUMABLES No. and Lost	2-0	0-0		
NET YARDS RUSHING	114	70	TOUCHDOWNS	2	3		
Total Plays	21	20	Rushing	0	0		
Average / Play	5.4	3.5	Passing	2	3		
NET YARDS PASSING	293	296	EXTRA POINTS	2-2	3-3		
Sacked - Yards Lost	2-21	2-12	TOUCHDOWNS	1-1	3-3		
Gross Yards	314	308	FIELD GOALS	3-3	2-2		
ATT-COMP-INT	40-27-1	38-24-2	RED ZONE EFF	1-4-25%	1-2-50%		
Avg / Play	7.0	7.4	GOAL TO GO EFF	1-2-50%	1-1-100%		
KICKOFFS-IN-EZ-TB	6-4-2	6-0-0	SAFETIES	2	27		
PUNTS No. and Avg	5-46.6	4-40.0	TIME OF POSS	31:46	28:14		

CINCINNATI				SAN DIEGO							
Rushing	No	Yds	Avg	Lg	TD	Rushing	No	Yds	Avg	Lg	TD
Benson	15	53	3.5	12	0	Tomlinson	16	59	3.7	13	0
Johnson	4	35	8.8	27	0	Sproles	3	11	3.7	12	0
Ochocinco	1	26	26.0	26	0	Rivers	1	0	0.0	0	0
Palmer	1	0	0.0	0	0						

Passing				Passing											
A	C	Yds	S-L	TD	Lg	INT	Rt	A	C	Yds	S-L	TD	Lg	INT	Rt
Palmer	40	27	314-21	2	49	1	97.3	Rivers	38	24	308-12	3	36	2	92.9

SAN DIEGO				DALLAS							
Rushing	No	Yds	Avg	Lg	TD	Rushing	No	Yds	Avg	Lg	TD
Tomlinson	21	50	2.4	11	1	Jones	10	51	5.1	12	0
Sproles	7	22	3.1	6	0	Barber	14	47	3.4	10	0
Rivers	3	1	0.3	1	0	Choice	2	11	5.5	6	0
						Romo	1	-1	-1.0	-1	0

2009 IN REVIEW



AFC Divisional Playoffs New York Jets 17, San Diego Chargers 14 Sunday, January 17, 2010 Qualcomm Stadium (San Diego, CA)

- The No. 5 seed New York Jets upset the No. 2 seed Chargers.
- San Diego's defense opened the game with four straight three-and-outs, not allowing the Jets a first down until 8:11 remained in the second quarter.
- Stephen Cooper** set up the Chargers' first touchdown of the game, forcing a three-and-out with a four-yard tackle for loss on a 3rd-and-4. On the ensuing drive, **Kris Wilson** caught a 13-yard touchdown pass on a 7-0 lead. **Antonio Gates** helped set up the TD with a brilliant one-handed 23-yard reception to the 16.
- Quentin Jammer** had a solid afternoon, breaking up a third-down pass in the second quarter to force a punt and intercepting another in the third quarter. **Paul Oliver** provided pressure and a hit on Jets' quarterback **Mark Sanchez** on the interception and **Steve Gregory**, in coverage, tipped the pass that Jammer picked off.
- Jacob Hester** got his hand on a late fourth-quarter punt by the Jets, contributing to just a 26-yard punt. On the ensuing possession, **Philip Rivers** scored a TD on a one-yard sneak with 2:20 left. **Vincent Jackson**, who had a game-high 111 yards receiving, set up the Rivers TD with a 12-yard catch to the one on 3rd-and-7.

Score by Quarters		Q1	Q2	Q3	Q4	Total
New York Jets		0	0	3	14	17
San Diego Chargers		0	7	0	7	14

Tm	Qtr	Time	Play Description (PAT & Drive)	NYJ	SAN
SD	2	12:17	Wilson 13 yd pass from Rivers (Kaeding kick) (4-69, 1:56)	0	7
NYJ	3	10:45	Feely 46 yd Field Goal (8-32, 4:15)	3	7
NYJ	4	13:35	Keller 2 yd pass from Sanchez (Feely kick) (4-16, 1:27)	10	7
NYJ	4	7:17	Greene 53 yd run (Feely kick) (4-66, 2:10)	17	7
SD	4	2:14	Rivers 1 yd run (Kaeding kick) (7-63, 1:22)	17	14

Team Statistics		NYJ	SAN	NYJ	SAN
TOTAL FIRST DOWNS	14	18	Blocked	0	0
Rushing	6	2	FGs - PATs Blocked	0-0	0-0
Passing	6	15	Net Punting Avg.	35.9	43.8
Penalty	2	1	TOTAL RETURN YARDS	96	99
3RD DOWN EFF	6-16-38%	4-13-31%	Punt Returns	3-34	3-3
4TH DOWN EFF	1-1-100%	0-0-0%	Kickoff Returns	2-45	4-72
TOTAL NET YARDS	262	344	Interception Returns	2-17	1-24
Total Plays	63	60	PENALTIES No. and Yds	5-37	10-87
Average / Play	4.2	5.7	FUMBLES No. and Lost	0-0	3-0
NET YARDS RUSHING	169	61	TOUCHDOWNS	2	2
Total Plays	39	18	Rushing	1	1
Average / Play	4.3	3.4	Passing	1	1
TFLS - Yards Lost	3-9	1-1	EXTRA POINTS	2-2	2-2
NET YARDS PASSING	93	283	Kicking	2-2	2-2
Sacked - Yards Lost	1-7	2-15	FIELD GOALS	1-1	0-3
Gross Yards	100	298	RED ZONE EFF	1-1-100%	2-3-67%
ATT-COMP-INT	23-12-1	40-27-2	GOAL TO GO EFF	1-1-100%	1-1-100%
Avg / Play	3.9	6.7	SAFETIES	0	0
KICKOFFS-In EZ-TB	4-1-0	3-0-0	FINAL SCORE	17	14
PUNTS No. and Avg	8-38.8	6-49.5	TIME OF POSS	31:31	28:29

NEW YORK JETS										SAN DIEGO																																																																			
Rushing					No					Yds					Avg					Lg					TD																																																				
Greene	23	128	5.6	53t	1	Sproles	3	33	11.0	22	0	Jones	14	41	2.9	8	Tomlinson	12	24	2.0	5	0	Cotchery	1	1	1.0	1	0	Rivers	3	4	1.3	3	1	0	Sanchez	1	-1	-1.0	-1	0																																				
Passing					A					C					Yds					5-L					TD					Lg					Int					Rt																																					
Sanchez	23	12	100	1-7	1	21	1	60t	Rivers	40	27	298	2-15	1	37	2	76	9																																																											
Receiving					No					Yds					Avg					Lg					TD																																																				
Cotchery	3	25	8.3	15	0	Jackson	7	111	15.9	37	0	Keller	3	19	6.3	13	1	Sproles	3	30	10.0	19	0	Edwards	2	41	20.5	21	0	Floyd	3	30	10.0	19	0	Richardson	2	12	6.0	8	0	Tomlinson	3	0	0.0	3	0	Greene	1	4	4.0	4	0	Hester	1	15	15.0	15	0	Woodhead	1	-1	-1.0	-1	0	Wilson	1	13	13.0	13t	1	Tolbert	1	6	6.0	6	0
INT					No					Yds					Avg					Lg					TD																																																				
Leinhardt	1	11	11.0	11	0	INT	Jammer	No	1	24	24.0	24	0	Revis	1	6	6.0	6	0																																																										
Punting					No					Yds					Avg					Net					TB					I20					Lg																																										
Weatherford	8	310	38.8	35.9	1	2	5t	Scafres	6	297	49.5	43.8	0	3	60																																																														
Punt Ret					No					Yds					Avg					FC					Lg					TD																																															
Cotchery	3	34	11.3	2	25	0	Sproles	2	3	1.5	1	3	0	Cromartie	1	0	0.0	0	0																																																										
KO Ret					No					Yds					Avg					Lg					TD																																																				
Smith	2	45	22.5	36	0	KO Ret	Sproles	2	44	22.0	27	0	Manumaleuna	1	17	17.0	17	0	Cromartie	1	11	11.0	11	0																																																					

TRAINING CAMP INFORMATION

On Dec. 16, 2004, the Chargers announced that beginning in 2005, training camp would take place at Chargers Park, the team's year-round training facility that opened in 1997.

Chargers Park has three practice fields, including two 100-yard natural-grass fields and a 60-yard Field Turf synthetic turf field. Chargers President **Dean Spanos** invested more than \$100,000 to install the FieldTurf in April 2005.

TRAINING CAMP INFORMATION

Chargers Park, 4020 Murphy Canyon Road, San Diego, CA 92123
Phone: (858) 874-4500

Public Relations Contacts

Bill Johnson	Director of Public Relations
Scott Yoffe	Assistant Director of Public Relations
Jamaal LaFrance	Media Relations Coordinator
Jennifer Rojas	Corporate Communications Coordinator
Joel Price	Manager, Internet Services
Christopher Smith	Managing Editor - Web Site & Publications

Dates

July 26	First practice (Rookies and Select Veterans)
July 30	First practice (Full Squad)
Aug. 24	Camp closes

Cutdown

Aug. 31	75 players
Sept. 4	53 players

Sites

Chargers Park, San Diego	2005-10
The Home Depot Center, California State University-Dominguez Hills, Carson	2003-04
University of California-San Diego, La Jolla	1974-02
United States International University, San Diego	1974-75
University of California-Irvine, Irvine	1969-73
Travelodge, Escondido	1964-68
Rough Acres Ranch, Boulevard	1963
University of San Diego	1961-62
Chapman College, Orange	1960





RECORDS

Philip Rivers wasn't afraid to air it out in 2009, throwing for a career-best 4,254 yards.

Photo: Mike Nowak



INDIVIDUAL RECORDS

POINTS

- Most, Career**
1,076 John Carney, 1990-00
918 LaDainian Tomlinson, 2001-09
766 Rolf Benirschke, 1977-86
- Most, Season**
186 LaDainian Tomlinson, 2006
146 Nate Kaeding, 2009
136 Nate Kaeding, 2006
- Most, Season, Rookie**
114 Nate Kaeding, 2004
106 Dennis Partee, 1968
94 Herb Travenio, 1965
- Most, Game**
30 Kellen Winslow at Oakland Nov. 22, 1981
24 (8x) Last: L. Tomlinson vs. Oak. Oct. 14, 2007
18 (30x) Last: L. Tomlinson vs. Den. Dec. 28, 2008

TOUCHDOWNS

- Most Seasons Leading League**
3 Lance Alworth, 1964, 1965, 1966
1 LaDainian Tomlinson, 2006
- Most, Career**
153 LaDainian Tomlinson, 2001-09
83 Lance Alworth, 1962-70
59 Antonio Gates, 2003-09
- Most, Season**
31 LaDainian Tomlinson, 2006
20 LaDainian Tomlinson, 2005
19 Chuck Muncie, 1981
- Most, Game**
5 Kellen Winslow at Oakland Nov. 22, 1981
4 (8x) Last: L. Tomlinson vs. Oak. Oct. 14, 2007
3 (30x) Last: L. Tomlinson vs. Den. Dec. 28, 2008
- Most Consecutive Games**
18 LaDainian Tomlinson, 2004-05
10 LaDainian Tomlinson, 2006
9 Natrone Means, 1993-94
Lance Alworth, 1963; 1964

POINTS AFTER TOUCHDOWN

- Most, Career**
328 Rolf Benirschke, 1977-86
303 Nate Kaeding, 2004-09
293 John Carney, 1990-00
- Most, Season**
58 Nate Kaeding, 2006
55 Rolf Benirschke, 1981
54 Nate Kaeding, 2004
- Most, Game**
7 (6x) Last: Nate Kaeding vs. Den. Dec. 28, 2008
6 (27x) Last: N. Kaeding at Tenn. Dec. 25, 2009
5 (40x) Last: N. Kaeding vs. K.C. Nov. 29, 2009
- Most Consecutive**
250 Nate Kaeding, 2004-09
87 Rolf Benirschke, 1983-86
76 John Carney, 1991-93
- Most Attempts, Career**
352 Rolf Benirschke, 1977-86
305 Nate Kaeding, 2004-09
298 John Carney, 1990-00
- Most Attempts, Season**
61 Rolf Benirschke, 1981
58 Nate Kaeding, 2006
55 Nate Kaeding, 2004
Bob Thomas, 1985
- Most Attempts, Game**
8 Bob Thomas vs. Pittsburgh Dec. 8, 1985
Rolf Benirschke at Oakland Nov. 22, 1981
7 (6x) Last: N. Kaeding vs. Den. Dec. 28, 2008
6 (36x) Last: N. Kaeding at Tenn. Dec. 25, 2009

TWO-POINT CONVERSIONS

- Most, Career**
3 Ronnie Harmon, 1990-95
2 Dave Kocourek, 1960-65
1 (16x) Last: Darren Sproles, 2008
- Most, Season**
3 Ronnie Harmon, 1994
1 (18x) Last: Darren Sproles 2008

Most, Game

- 1 (21x) Last: D. Sproles at Oak. Sept. 28, 2008

FIELD GOALS

- Most, Career**
261 John Carney, 1990-00
150 Nate Kaeding, 2004-09
146 Rolf Benirschke, 1977-86
- Most, Season**
34 John Carney, 1994
32 Nate Kaeding, 2009
31 John Carney, 1993, 1999
- Most, Game**
6 (3x) Last: Greg Davis at Oakland Oct. 5, 1997
5 (8x) Last: Steve Christie vs. Sea. Dec. 30, 2001
4 (23x) Last: Nate Kaeding at Den. Nov. 22, 2009
- Most, Game, No Misses**
6 (3x) Last: Greg Davis at Oakland Oct. 5, 1997
5 (7x) Last: Steve Christie vs. Sea. Dec. 30, 2001
4 (16x) Last: Nate Kaeding at Den. Nov. 22, 2009

Highest Percentage, Career (min. 100 att.)

- 872 Nate Kaeding, 2004-09 (150 of 172)
816 John Carney, 1990-00 (261 of 320)
.702 Rolf Benirschke, 1977-86 (146 of 208)

Highest Percentage, Season (min. 14 att.)

- .914 Nate Kaeding, 2009 (32 of 35)
.905 John Carney, 1990 (19 of 21)
.897 Nate Kaeding, 2006 (26 of 29)

Most Consecutive

- 29 John Carney, 1992-93
21 John Carney, 1994
20 Nate Kaeding, 2009

Most Attempts, Career

- 320 John Carney, 1990-00
208 Rolf Benirschke, 1977-86
172 Nate Kaeding, 2004-09

Most Attempts, Season

- 40 John Carney, 1993
38 John Carney, 1994
36 John Carney, 1996, 1999
Rolf Benirschke, 1980

Most Attempts, Game

- 7 Dick Van Raaphorst at N.Y. Jets Oct. 8, 1966
6 (6x) Last: Steve Christie vs. Den. Dec. 1, 2002
5 (19x) Last: S. Christie at Cle. Oct. 19, 2003

Longest

- 57 Nate Kaeding at Tampa Bay Dec. 21, 2008
55 Nate Kaeding vs. Kansas City Nov. 29, 2009
54 (4x) Last: N. Kaeding at Balt. Oct. 1, 2006

RUSHING YARDS

- Most Seasons Leading League**
2 LaDainian Tomlinson, 2006, 2007
1 Dick Post, 1968
Paul Lowe, 1965

Most, Career

- 12,490 LaDainian Tomlinson, 2001-09
4,972 Paul Lowe, 1960-68
4,297 Marion Butts, 1989-93

Most, Season

- 1,815 LaDainian Tomlinson, 2006
1,683 LaDainian Tomlinson, 2002
1,645 LaDainian Tomlinson, 2003

Most, Game

- 243 LaDainian Tomlinson vs. Oakland Dec. 28, 2003
220 LaDainian Tomlinson vs. Denver Dec. 1, 2002
217 LaDainian Tomlinson vs. N.E. Sept. 29, 2002
Gary Anderson vs. Kansas City, Dec. 18, 1988

Longest Run

- 87 Paul Lowe at Dallas Sept. 10, 1961
86 Keith Lincoln at Oakland, Sept. 30, 1962
85 L. Tomlinson vs. Kansas City Dec. 17, 2006

RUSHING TOUCHDOWNS

- Most Seasons Leading League**
3 LaDainian Tomlinson, 2004, 2006, 2007
- Most, Career**
138 LaDainian Tomlinson, 2001-09
43 Chuck Muncie, 1980-84
38 Paul Lowe, 1960-67

Most, Season

- 28 LaDainian Tomlinson, 2006
19 Chuck Muncie, 1981
18 LaDainian Tomlinson, 2005

Most, Game

- 4 (5x) Last: L. Tomlinson vs. Oak, Oct. 14, 2007
3 (20x), Last: L. Tomlinson vs. Den. Dec. 28, 2008
2 (103x), Last: D. Sproles at Tenn. Dec. 25, 2009

RUSHING AVERAGE

- Highest, Career (minimum 500 att.)**
4.9 Paul Lowe, 1960-68
4.7 Keith Lincoln, 1961-66, 68
4.4 Dick Post, 1967-70

Highest, Season (minimum 100 att.)

- 6.45 Keith Lincoln, 1963
6.33 Paul Lowe, 1960
5.71 Paul Lowe, 1963

Highest, Game (minimum 10 att.)

- 14.7 Michael Turner at Denver Oct. 7, 2007
13.8 Keith Lincoln at Oakland Sept. 30, 1962
12.7 Keith Lincoln at Kansas City Oct. 20, 1963

RUSHING ATTEMPTS

Most Seasons Leading League

- 1 Paul Lowe, 1965

Most, Career

- 2,880 LaDainian Tomlinson, 2001-09
1,031 Marion Butts, 1989-93
1,015 Paul Lowe, 1960-68

Most, Season

- 372 LaDainian Tomlinson, 2002
348 LaDainian Tomlinson, 2006
343 Natrone Means, 1994

Most, Game

- 39 LaDainian Tomlinson at Oakland Oct. 20, 2002
Marion Butts at Kansas City Dec. 17, 1989
37 (3x) Last: L. Tomlinson at Oak. Nov. 21, 2004
36 L. Tomlinson vs. Washington, Sept. 9, 2001
Gary Brown at Oakland, Oct. 5, 1997

PASS ATTEMPTS

- Most, Career**
5,604 Dan Fouts, 1973-87
3,640 John Hadl, 1962-72
2,350 Stan Humphries, 1992-97

Most, Season

- 609 Dan Fouts, 1981
589 Dan Fouts, 1980
530 Dan Fouts, 1979

Most, Game

- 58 Mark Herrmann at Kansas City Dec. 22, 1985
56 Dan Fouts vs. Miami, Nov. 18 1984 (OT)
54 John Friesz vs. Cleveland Oct. 20, 1991

PASS COMPLETIONS

- Most, Career**
3,297 Dan Fouts, 1973-1987
1,824 John Hadl, 1962-1972
1,335 Stan Humphries, 1992-97

Most, Season

- 360 Dan Fouts, 1981
348 Dan Fouts, 1980
332 Dan Fouts, 1979

Most, Game

- 37 Mark Herrmann at Kansas City Dec. 22, 1985
Dan Fouts vs. Miami Nov. 18, 1984 (OT)
35 Drew Brees vs. Miami Dec. 11, 2005
34 Philip Rivers at Kansas City Dec. 14, 2008
Doug Flutie vs. Seattle Dec. 30, 2001

Most Consecutive

- 15 Philip Rivers at Green Bay Sept. 23, 2007
Dan Fouts at Cleveland Sept. 7, 1981
14 Drew Brees at N.Y. Jets Nov. 6 and vs. Buffalo, Nov. 20, 2005
Jim Harbaugh vs. Denver Nov. 7, 1999
13 (4x), Last: P. Rivers at San Francisco, Oct. 15, 2006

COMPLETION PERCENTAGE

Highest, Career (minimum 500 att.)

- 631 Philip Rivers, 2004-09
- 622 Drew Brees, 2001-05
- 588 Dan Fouts, 1973-87

Highest, Season (minimum 140 att.)

- .657 Mark Herrmann, 1985
- .655 Drew Brees, 2004
- .653 Philip Rivers, 2008

Highest, Game (minimum 20 att.)

- .880 Drew Brees vs. Oakland Oct. 31, 2004
- .864 Drew Brees vs. New York Giants Sept. 25, 2005
- .848 Drew Brees vs. Buffalo Nov. 20, 2005

PASSING YARDS

Most Seasons Leading League

- 4 Dan Fouts, 1979, 1980, 1981, 1982
- 3 John Hadl, 1965, 1968, 1971

Most, Career

- 43,040 Dan Fouts, 1973-87
- 26,938 John Hadl, 1962-72
- 16,085 Stan Humphries, 1992-97

Most, Season

- 4,802 Dan Fouts, 1981
- 4,715 Dan Fouts, 1980
- 4,254 Philip Rivers, 2009

Most, Game

- 444 Dan Fouts at San Francisco Dec. 11, 1982
- Dan Fouts vs. New York Giants Oct. 19, 1980
- 440 Dan Fouts vs. Seattle Sept. 15, 1985
- 436 Philip Rivers vs. Baltimore Sept. 20, 2009
- Dan Fouts vs. Los Angeles Raiders Nov. 10, 1985

Most Games 300 Yards or More, Career

- 51 Dan Fouts, 1973-87
- 16 John Hadl, 1962-72
- 14 Philip Rivers, 2004-09

Most Games 300 Yards or More, Season

- 8 Dan Fouts, 1980
- 7 Dan Fouts, 1981, 1985
- 6 Dan Fouts, 1979

Most Consecutive Games, 300 Yards or More

- 4 Dan Fouts, 1980-81, 1979
- 3 Dan Fouts, 1985, 1980
- John Hadl, 1967
- 2 (17x) Last: Philip Rivers (twice), 2009

Most Games 400 Yards or More, Career

- 6 Dan Fouts, 1973-87
- 1 Philip Rivers, 2009
- Jim Harbaugh, 1999-00

Longest Completion

- 99t Stan Humphries at Seattle Sept. 18, 1994
- 91t Jack Kemp at Denver Nov. 12, 1961
- 88t Ed Luther vs. Chicago Dec. 3, 1984

TOUCHDOWN PASSES

Most Seasons Leading League

- 2 John Hadl, 1968, 1971
- Dan Fouts, 1981, 1982
- 1 Philip Rivers, 2008 (tied with Drew Brees)

Most, Career

- 254 Dan Fouts, 1973-87
- 201 John Hadl, 1962-72
- 106 Philip Rivers, 2004-09

Most, Season

- 34 Philip Rivers, 2008
- 33 Dan Fouts, 1981
- 30 Dan Fouts, 1980

Most, Game

- 6 Dan Fouts at Oakland Nov. 22, 1981
- 5 (4x), Last: Drew Brees vs. Oakland, Oct. 31, 2004
- 4 (19x), Last: P. Rivers, at Tampa Bay, Dec. 21, 2008

Most Consecutive Games

- 20 Dan Fouts, 1979-80
- 19 John Hadl, 1966-67
- 16 Philip Rivers, 2007-08
- John Hadl, 1967-68

INTERCEPTIONS THROWN

Most Seasons Leading League

- 1 John Hadl, 1968

Most, Career

- 242 Dan Fouts, 1973-87
- 211 John Hadl, 1962-72
- 73 Stan Humphries, 1992-97

Most, Season

- 32 John Hadl, 1968
- 26 John Hadl, 1972
- 25 John Hadl, 1971
- Jack Kemp, 1960

Most, Game

- 6 Ed Luther vs. Washington Oct. 31, 1983
- John Hadl vs. Kansas City Dec. 8, 1968
- 5 (9x), Last: C. Whelihan at Sea, Dec. 13, 1998
- 4 (31x), Last: D. Flutie at Den., Nov. 11, 2001

Fewest, Season (minimum 150 att.)

- 3 Ed Luther, 1984 (151 att.)
- 4 Doug Flutie, 2003 (167 att.)
- John Friesz, 1993 (238 att.)
- 6 Stan Humphries, 1997 (225 att.)

Most Consecutive Attempts, None Intercepted

- 194 Drew Brees, Oct. 17-Dec. 5, 2004
- 168 Dan Fouts, Sept. 27-Oct. 25, 1981
- 159 S. Humphries, Dec. 19, 1993-Sept. 25, 1994

Lowest Percentage, Season (minimum 150 att.)

- .017 John Friesz, 1993
- .018 Drew Brees, 2004
- .019 Philip Rivers, 2009

PASSER RATING

Most Seasons Leading League

- 1 Philip Rivers, 2008

Highest, Career (minimum 500 att.)

- 95.8 Philip Rivers, 2004-09
- 84.9 Drew Brees, 2001-05
- 80.2 Dan Fouts, 1973-87

Highest, Season (minimum 300 att.)

- 105.5 Philip Rivers, 2008
- 104.8 Drew Brees, 2004
- 104.4 Philip Rivers, 2009

Highest, Game (minimum 20 att.)

- 157.1 Dan Fouts at Cleveland Sept. 7, 1981
- 153.1 Drew Brees vs. Oakland Oct. 31, 2004
- 151.4 Philip Rivers at Denver Oct. 7, 2007

RECEIVING YARDS

Most Seasons Leading League

- 3 Lance Alworth, 1965, 1966, 1969

Most, Career

- 9,584 Lance Alworth, 1962-70
- 9,203 Charlie Joiner, 1976-86
- 7,533 Gary Garrison, 1966-76

Most, Season

- 1,602 Lance Alworth, 1965
- 1,383 Lance Alworth, 1966
- 1,340 John Jefferson, 1980

Most, Game

- 260 Wes Chandler vs. Cincinnati Dec. 20, 1982
- 243 Wes Chandler vs. Seattle Sept. 15, 1985
- 232 Lance Alworth at Kansas City Oct. 20, 1963

Average per Catch, Career (minimum 250 rec.)

- 19.4 Lance Alworth, 1962-70
- 18.6 Gary Garrison, 1966-76
- 16.4 Wes Chandler, 1981-87

Average per Catch, Season (minimum 35 rec.)

- 23.2 Lance Alworth, 1965
- 22.9 Gary Garrison, 1970
- 21.2 Gary Garrison, 1968, 1971

Longest Reception

- 99t Tony Martin at Seattle Sept. 18, 1994
- 91t Keith Lincoln at Denver Nov. 12, 1961
- 88t Bobby Duckworth at Chicago Dec. 3, 1984

RECEPTIONS

Most Seasons Leading League

- 3 Lance Alworth, 1966, 1968, 1969
- 2 Kellen Winslow, 1980, 1981

Most, Career

- 586 Charlie Joiner, 1976-86
- 541 Kellen Winslow, 1979-87
- 530 LaDainian Tomlinson, 2001-09

Most, Season

- 100 LaDainian Tomlinson, 2003
- 90 Tony Martin, 1995
- 89 Antonio Gates, 2005
- Kellen Winslow, 1980

Most, Game

- 15 K. Winslow at Green Bay, Oct. 7, 1984
- 14 D. Boston at Jacksonville, Oct. 5, 2003
- K. Winslow vs. Kansas City, Dec. 11, 1983
- 13 (5x), Last: A. Gates vs. Miami, Dec. 11, 2005

Most Consecutive Games With a Catch

- 96 Lance Alworth, 1962-69
- 78 Charlie Joiner, 1978-84
- 73 Kerlie Winslow, 1979-85

RECEIVING TOUCHDOWNS

Most Seasons Leading League

- 3 Lance Alworth, 1964, 1965, 1966

Most, Career

- 81 Lance Alworth, 1962-70
- 59 Antonio Gates, 2003-09
- 58 Gary Garrison, 1966-76

Most, Season

- 14 Tony Martin, 1996
- Lance Alworth, 1965
- 13 (5x), Last: Antonio Gates, 2004
- 12 Gary Garrison, 1970

Most, Game

- 5 K. Winslow at Oakland Nov. 22, 1981
- 4 Lance Alworth at Denver Dec. 1, 1968
- 3 (8x), Last: A. Gates vs. K.C. Oct. 30, 2005

Most Consecutive Games

- 9 Lance Alworth, 1963
- 6 John Jefferson, 1980
- Lance Alworth, 1964, 1967
- 5 Lance Alworth, 1965-66

INTERCEPTIONS BY

Most Seasons Leading League

- 1 Antonio Cromartie, 2007

Most, Career

- 42 Gill Byrd, 1983-92
- 29 Dick Harris, 1960-65
- 26 Rodney Harrison, 1994-02

Most, Season

- 10 Antonio Cromartie, 2007
- 9 Charlie McNeil, 1961
- 8 (4 times) Last: Ryan McNeil, 2001

Most, Game

- 3 (11x) Last: Antonio Cromartie vs. Ind. Nov. 11, 2007
- 2 (79x) Last: Stephen Cooper vs. Oakland Dec. 4, 2008
- 1 (840x) Last: Eric Weddle at Tennessee, Dec. 25, 2009

Most Consecutive Games

- 5 Charlie McNeil, 1961
- 4 (4 times) Last: Greg Jackson, 1998
- 3 (18 times) Last: Stephen Cooper, 2008

INTERCEPTION RETURN YARDS

Most Seasons Leading League

- 1 Charlie McNeil, 1961

Most, Career

- 546 Gill Byrd, 1983-92
- 502 Charlie McNeil, 1960-64
- 477 Kenny Graham, 1964-69

Most, Season

- 349 Charlie McNeil, 1961
- 224 Stanley Richard, 1994
- 166 Vencie Glenn, 1987

Most, Game

- 177 Charlie McNeil vs. Houston, Sept. 24, 1961
- 106 Woodrow Lowe vs. Pittsburgh, Nov. 18, 1979
- 103 Vencie Glenn vs. Denver, Nov. 29, 1987

Longest Return

- 103t Vencie Glenn vs. Denver, Nov. 29, 1987
- 102t Donald Frank at L.A. Raiders, Oct. 31, 1993
- 100t Leslie Duncan vs. Kansas City, Oct. 15, 1967

INTERCEPTION RETURN TOUCHDOWNS

Most, Career

- 5 Kenny Graham, 1964-69
- Dick Harris, 1960-65
- 4 Woodrow Lowe, 1976-86
- 3 Joe Beauchamp, 1966-75



RECORDS



Individual Records, continued

Interception Return Touchdowns, cont.

Most, Season

- 3 Dick Harris, 1961
- 2 (8x) Last: Clinton Hart, 2005
- 1 (59x) Last: Eric Weddle, 2009

Most, Game

- 1 (78x) Last: E. Weddle vs. Miami Sept. 27, 2009

SACKS

Most Seasons Leading League

- 1 Shawne Merriman, 2006

Most, Career

- 105.5 Leslie O'Neal, 1986-95
- 67.0 Gary Johnson, 1975-84
- 65.5 Lee Williams, 1984-90

Most, Season

- 17.5 Gary Johnson, 1980
- 17.0 S. Merriman, 2006
- Leslie O'Neal, 1992
- Steve DeLong, 1969
- 15.5 Fred Dean, 1978

Most, Game (since 1982)

- 5 Leslie O'Neal vs. Dallas Nov. 16, 1986
- 4 Leslie O'Neal at Phoenix Dec. 6, 1992
- Leslie O'Neal vs. Denver Dec. 22, 1991
- 3.5 (3x) Last: S. Merriman at Sea. Dec. 24, 2006

PUNTS

Most, Career

- 771 Darren Bennett, 1995-03
- 519 Dennis ParTEE, 1968-75
- 393 Mike Scifres, 2003-09

Most, Season

- 95 Darren Bennett, 1998
- 92 Darren Bennett, 2000
- 89 Darren Bennett, 1997, 1999

Most, Game

- 11 (6x), Last: D. Bennett at Oak. Oct. 11, 1998
- 10 (7x) Last: M. Scifres at Seattle Dec. 24, 2006
- 9 (9x), Last: D. Bennett at Car. Dec. 17, 2000

PUNT YARDS

Most, Career

- 33,776 Darren Bennett, 1995-03
- 21,417 Dennis ParTEE, 1968-75
- 17,380 Mike Scifres, 2003-09

Most, Season

- 4,248 Darren Bennett, 2000
- 4,174 Darren Bennett, 1998
- 3,972 Darren Bennett, 1997

Most, Game

- 522 Darren Bennett at Oakland Oct. 11, 1998
- 492 Dennis ParTEE at Kansas City Nov. 10, 1974
- 486 Darren Bennett at Cincinnati Nov. 2, 1997
- Dennis ParTEE at Denver Nov. 2, 1969

Longest Punt

- 82 Paul Maguire vs. Dallas Nov. 19, 1961
- 73 Dennis ParTEE at Denver Oct. 17, 1971
- 71 (4x), Last: M. Scifres at Balt. Oct. 1, 2006

PUNTING AVERAGE

Highest, Career (minimum 100 att.)

- 44.2 Mike Scifres, 2003-09
- 43.8 Darren Bennett, 1995-03
- 42.9 Raff Majsiejewski, 1985-88

Highest, Season (minimum 50 att.)

- 46.2 Darren Bennett, 2000
- 46.1 Mike Scifres, 2007
- 45.7 Mike Scifres, 2008

Highest, Game (minimum 4 att.)

- 59.5 Darren Bennett at Pittsburgh Oct. 1, 1995
- 57.0 Darren Bennett at Kansas City Sept. 17, 2000
- 56.7 Darren Bennett at Denver Oct. 6, 1996

PUNT RETURN YARDS

Most Seasons Leading League

- 1 Leslie "Speedy" Duncan, 1965

Most, Career

- 2,388 Mike Fuller, 1975-80
- 1,651 Leslie "Speedy" Duncan, 1964-70
- 1,407 Darrien Gordon, 1983-96

Most, Season

- 537 Darrien Gordon, 1996
- 489 Eric Metcalf, 1997
- 475 Darrien Gordon, 1994

Most, Game

- 168 Eric Metcalf at Cincinnati, Nov. 2, 1997
- 136 Mike Fuller at Buffalo, Nov. 21, 1976
- 133 Andre Coleman at Philadelphia, Sept. 17, 1995

Longest Return

- 951 L. Duncan vs. New York Jets, Nov. 24, 1968
- 901 Darrien Gordon at L.A. Raiders, Sept. 25, 1994
- 881 A. Coleman at Philadelphia, Sept. 17, 1995
- Mike Fuller at New Orleans, Oct. 9, 1977

PUNT RETURN AVERAGE

Most Seasons Leading League

- 2 Leslie "Speedy" Duncan, 1965, 1966

Highest, Career (minimum 50 ret.)

- 13.7 Darrien Gordon, 1993-96
- 12.0 Leslie "Speedy" Duncan, 1964-70
- 11.3 Mike Fuller, 1975-80

Highest, Season (minimum 20 ret.)

- 15.5 Leslie "Speedy" Duncan, 1965
- 14.9 Darrien Gordon, 1996
- 13.2 (3x), Last: Darrien Gordon, 1994

PUNT RETURN TOUCHDOWNS

Most, Career

- 4 Leslie "Speedy" Duncan, 1964-70
- 3 Eric Metcalf, 1997
- Darrien Gordon, 1993-96
- 2 (4x) Last: Darren Sproles, 2005-09

Most, Season

- 3 Eric Metcalf, 1997
- 2 (3x) Last: Darrien Gordon, 1994
- 1 (14x) Last: Darren Sproles, 2009

Most, Game

- 2 Eric Metcalf at Cincinnati, Nov. 2, 1997
- 1 (21x) Last: D. Sproles vs. Den., Oct. 19, 2009

PUNT RETURNS

Most Seasons Leading League

- 1 Leslie Duncan, 1965

Most, Career

- 2,112 Mike Fuller, 1975-80
- 138 Leslie "Speedy" Duncan, 1964-70
- 124 Lionel James, 1984-88

Most, Season

- 46 Mike Fuller, 1979
- 45 Eric Metcalf, 1997
- 39 Mike Fuller, 1978

Most, Game

- 8 (4x) Last: Leon Johnson at Det. Dec. 7, 2003
- 7 (4x) Last: Mike Fuller at Hou. Dec. 17, 1978
- 6 (6x) Last: Nate Jacquet vs. K.C., Nov. 26, 2000

Most Fair Catches, Season

- 24 Kenny Graham, 1969
- 19 Chris Penn, 1999
- Darrien Gordon, 1994
- 18 Kitrick Taylor, 1991

Most Fair Catches, Game

- 6 Phil McConkey at Kansas City Dec. 17, 1989
- 5 Jeff Graham at Oakland Sept. 3, 2000
- Kenny Graham vs. Cincinnati Oct. 4, 1969
- 4 (9x), Last: Eric Parker at Wash. Nov. 27, 2005

KICKOFF RETURN YARDS

Most, Career

- 5,212 Darren Sproles, 2005-09
- 3,997 Ronney Jenkins, 2000-02
- 3,914 Andre Coleman, 1994-96

Most, Season

- 1,541 Ronney Jenkins, 2001
- 1,531 Ronney Jenkins, 2000
- 1,528 Darren Sproles, 2005

Most, Game

- 250 Ronney Jenkins, at Oakland, Nov. 18, 2001
- 221 Ronney Jenkins vs. New Orleans, Sept. 10, 2000
- 214 Ronney Jenkins vs. New England, Oct. 14, 2001

Longest Return

- 1031 Darren Sproles at Denver, Sept. 14, 2008
- Keith Lincoln vs. N.Y. Titans, Sept. 16, 1962
- 981 Gary Anderson at Denver, Nov. 17, 1985
- 951 Nate Lewis vs. New Orleans, Nov. 17, 1991

KICKOFF RETURN AVERAGE

Highest, Career (minimum 75 ret.)

- 25.3 Leslie "Speedy" Duncan, 1964-70
- 25.2 Darren Sproles, 2005-09
- 24.2 Ronney Jenkins, 2000-02

Highest, Season (minimum 10 ret.)

- 29.7 Antonio Cromartie, 2006
- 28.4 Keith Lincoln, 1962
- 28.0 Leslie "Speedy" Duncan, 1969

KICKOFF RETURN TOUCHDOWNS

Most, Career

- 4 Andre Coleman, 1994-96
- 3 Ronney Jenkins, 2000-02
- 2 Darren Sproles, 2005-08
- Anthony Miller, 1988-93

Most, Season

- 2 (3x) Last: Ronney Jenkins, 2001
- 1 (11x) Last: Darren Sproles, 2008

Most, Game

- 1 (17x) Last: Darren Sproles at Den. Sept. 14, 2008

KICKOFF RETURNS

Most, Career

- 207 Darren Sproles, 2005-09
- 166 Andre Coleman, 1994-96
- 165 Ronney Jenkins, 2000-02

Most, Season

- 67 Ronney Jenkins, 2000
- 63 Darren Sproles, 2005
- 62 Andre Coleman, 1995

Most, Game

- 8 (5x) Last: Darren Sproles at New Orleans (at London), Oct. 26, 2008
- 7 (13x) Last: D. Sproles vs. Denver Oct. 19, 2009
- 6 (34x) Last: D. Sproles vs. Phil. Nov. 15, 2009

COMBINED KICKOFF AND PUNT RETURN YARDS

Most, Career

- 5,981 Darren Sproles, 2005-09
- 5,037 Leslie "Speedy" Duncan, 1964-70
- 4,240 Andre Coleman, 1994-96

Most, Season

- 1,737 Andre Coleman, 1995
- 1,636 Darren Sproles, 2005
- 1,625 Darren Sproles, 2008

COMBINED KICKOFF AND PUNT RETURNS

Most, Career

- 297 Darren Sproles, 2005-09
- 289 Mike Fuller, 1975-80
- 272 Leslie "Speedy" Duncan, 1964-70

Most, Season

- 90 Andre Coleman, 1995
- 81 Darren Sproles, 2005
- 80 Darren Sproles, 2009

SERVICE

Most Seasons, Active Player

- 16 David Binn, 1994-09
- 15 Dan Fouts, 1973-87
- Russ Washington, 1968-82

- 14 Don Macek, 1976-89
- Doug Wilkerson, 1971-84

Most, Games

- 255 David Binn, 1994-09
- 200 Junior Seau, 1990-02
- Russ Washington, 1968-82

- 195 Doug Wilkerson, 1971-84

Most Consecutive Games

- 178 David Binn, 1994-09
- Russ Washington, 1968-80
- 163 Charlie Joiner, 1976-86
- 154 Walt Sweeney, 1963-73
- John Hadl, 1962-72

Most Consecutive Starts

- 148 Russ Washington, 1970-80
- 140 Walt Sweeney, 1964-73
- 114 Doug Wilkerson, 1971-78

TEAM RECORDS

† indicates 9-game strike season

GAMES WON

Most, Season

- 14 2006
- 13 2009
- 12 1961, 1979, 2004

Fewest, Season

- 1 2000
- 2 1973, 1975
- 4 1962, 1972, 1986, 1991, 1997, 2003

Most Consecutive

- 15 Nov. 27, 1960–Dec. 3, 1961
- 11 Oct. 25, 2009–current
- 10 Oct. 29, 2006–Sept. 9, 2007
- 8 (4x) Last: Oct. 24–Dec. 19, 2004

Most Consecutive at Home

- 10 Nov. 5, 1978–Nov. 25, 1979
- 9 Sept. 17, 2006–Sept. 9, 2007
- Nov. 27, 1960–Dec. 9, 1961
- 8 Oct. 4, 1992–Sept. 19, 1993

Most Consecutive on Road

- 11 Oct. 2, 1960–Nov. 12, 1961
- 6 Oct. 25, 2009–current
- Nov. 4, 1979–Sept. 28, 1980
- 5 Jan. 2, 1994–Oct. 16, 1994

Most Consecutive at Start of Season

- 11 1961
- 6 1994
- 4 1966, 1980, 2002

GAMES LOST

Most, Season

- 15 2000
- 12 1975, 1986, 1991, 1997, 2003
- 11 1973, 1998, 2001

Fewest, Season

- 2 1961, 1965, 2006
- 3 2009, 1963, 1982†
- 4 1979, 2004

Most Consecutive

- 11 Sept. 3, 2000–Nov. 19, 2000
- Sept. 21, 1975–Nov. 30, 1975
- 9 Dec. 8, 2002–Oct. 5, 2003
- Nov. 4, 2001–Dec. 30, 2001
- 8 (4x) Last: Nov. 2, 1997–Dec. 21, 1997

Most Consecutive at Home

- 6 Sept. 21, 1975–Nov. 16, 1975
- Nov. 25, 1973–Oct. 27, 1974
- 5 (4x) Last: Sept. 10, 2000–Nov. 12, 2000
- 4 (3x) Last: Dec. 8, 2002–Sept. 21, 2003

Most Consecutive on Road

- 11 Oct. 6, 1985–Oct. 26, 1986
- 8 (3x) Last: Sept. 3, 2000–Dec. 17, 2000
- 7 Nov. 10, 2002–Oct. 5, 2003
- Sept. 20, 1998–Dec. 27, 1998

Most Consecutive on Road Without Victory (Ties incl.)

- 14 Nov. 22, 1970–Nov. 19, 1972

POINTS

Most, Season

- 492 2006
- 478 1981
- 467 1985

Most, Game

- 58 vs. Denver, Dec. 22, 1963
- 55 at Oakland, Nov. 22, 1981
- vs. Denver, Oct. 20, 1968
- 54 vs. Pittsburgh, Dec. 8, 1985

Most Game, Both Teams

- 98 vs. Pittsburgh, Dec. 8, 1985
- 93 vs. N.Y. Titans, Dec. 18, 1960
- 90 at Cincinnati, Nov. 12, 2006

Most Half

- 45 Oct. 4, 2009 at Pittsburgh (second half)
- 42 Nov. 12, 2006 at Cincinnati (second half)
- 41 Nov. 5, 1961 vs. New York Titans (second half)
- 37 Oct. 19, 2009 vs. Denver (first half)
- 37 Sept. 20, 2009 vs. Baltimore (first half)

Most, Quarter

- 28 at Kansas City Nov. 15, 1964
- vs. N.Y. Titans Nov. 5, 1961
- vs. Houston Sept. 24, 1961

Most, Quarter, Both Teams

- 38 at Denver Sept. 14, 2008 (2Q)
- at Kansas City Oct. 19, 1986 (2Q)
- at Denver Oct. 6, 1963 (2Q)
- at Boston Oct. 7, 1961 (2Q)

Fewest, Season

- 178 1961
- 188 1973
- 189 1975

Fewest, Game

- 0 (26x) Last: at Kansas City Oct. 31, 1999

Most Consecutive Games Not Shutout

- 169 Nov. 7, 1999–current
- 121 Sept. 7, 1962–Nov. 2, 1969

TOUCHDOWNS

Most, Season

- 61 1981
- 60 1985
- 59 2006

Most, Game

- 8 vs. Pittsburgh Dec. 8, 1985
- at Oakland Nov. 22, 1981
- 7 (8x) Last: vs. Denver Dec. 28, 2008
- 6 (34x) Last: at Tennessee Dec. 25, 2009

Fewest, Season

- 22 1973, 1975
- 23 1998
- 25 1977, 1999

POINTS AFTER TOUCHDOWN

Most, Season

- 58 2006
- 55 1981
- 54 2004

Most, Game

- 7 (7x) Last: vs. Denver Dec. 28, 2008
- 6 (27x) Last: at Tennessee Dec. 25, 2009
- 5 (40x) Last: at Kansas City Nov. 29, 2009

Fewest, Season

- 19 1973, 1998
- 20 1975
- 21 1977

TWO-POINT CONVERSIONS

Most, Season

- 3 1994
- 2 1962, 1963, 1968, 1998, 2003, 2008
- 1 1961, 1995, 1999, 2002, 2006

Most, Game – (since 1994)

- 1 (12x) Last: at Oakland Sept. 28, 2008

Most Attempts, Season

- 7 1994
- 5 2008
- 4 1995, 1998, 2000

Most Attempts, Game – (since 1994)

- 3 at Denver, Sept. 4, 1994
- 2 (3x) Last: at Kansas City Dec. 14, 2008
- 1 (28x) Last: vs. Atlanta Nov. 30, 2008

FIELD GOALS

Most, Season

- 34 1994
- 32 2009
- 31 1993, 1999

Most, Game

- 6 (3x) Last: at Oakland Oct. 5, 1997
- 5 (8x) Last: vs. Seattle Dec. 30, 2001
- 4 (22x) Last: at Denver Nov. 22, 2009

Most Attempts, Season

- 43 2001
- 40 1993
- 38 1994

Most Attempts, Game

- 7 at N.Y. Jets Oct. 8, 1966
- 6 (6x) Last: vs. Denver Dec. 1, 2002
- 5 (20x) Last: at Cleveland Oct. 19, 2003

Most, Game, Both Teams

- 9 vs. Kansas City Sept. 29, 1996
- 8 at Indianapolis Nov. 3, 1996
- vs. New England Nov. 9, 1975
- 7 (9x) Last: vs. Cleveland Nov. 5, 2006

Most Attempts, Game, Both Teams

- 10 (4x) Last: vs. Seattle Dec. 12, 1999
- 9 (3x) Last: vs. Denver Dec. 1, 2002
- 8 (18x) Last: at Oakland Sept. 28, 2008

Fewest Made, Season

- 6 1974
- 10 1976
- 12 1964, 1970, 1973, 1975

Fewest Attempts, Season

- 16 1974
- 19 1970
- 20 1962, 1976, 1988, 2003

FIRST DOWNS

Most, Season

- 379 1981, 1985
- 374 1984
- 372 1980

Most, Game

- 35 at Kansas City Oct. 19, 1986
- 34 vs. Miami Nov. 18, 1984 (OT)
- vs. Cincinnati Dec. 20, 1982
- 33 vs. Oakland Oct. 31, 2004

Most, Game, Both Teams

- 62 vs. Seattle Sept. 15, 1985
- 58 vs. Seattle Dec. 29, 2002 (OT)
- vs. Miami Nov. 18, 1984 (OT)
- 57 at San Francisco Dec. 11, 1982

Fewest, Season

- 198 1973, 1975
- 208 1961
- 217 1962

Fewest, Game

- 3 at Denver Nov. 30, 1975
- 5 at Denver Nov. 16, 2003
- vs. Oakland Oct. 5, 1970
- 6 vs. Pittsburgh Dec. 24, 2000
- at Seattle Nov. 22, 1987

Most by Rushing, Season

- 137 2006
- 131 2004
- 127 1981

Most by Rushing, Game

- 19 vs. Oakland Nov. 27, 1960
- 18 vs. Houston Oct. 3, 1965
- 17 (3x) Last: vs. Denver, Dec. 28, 2008

Fewest by Rushing, Game

- 0 at Oakland, Nov. 14, 1999
- 1 (13x) Last: at Pittsburgh Oct. 4, 2009
- 2 (42x) Last: vs. Washington Jan. 3, 2010

Most by Passing, Season

- 258 1985
- 244 1980
- 240 1984

Most by Passing, Game

- 27 vs. Seattle Sept. 15, 1985
- 23 vs. Cincinnati Dec. 20, 1982
- vs. N.Y. Giants Oct. 19, 1980
- 22 vs. Oakland Nov. 28, 1982
- vs. Oakland Sept. 14, 1980 (OT)

Fewest by Passing, Season

- 89 1975
- 93 1973
- 110 1961

Fewest by Passing, Game

- 0 at Kansas City Sept. 20, 1998
- 1 at Denver Nov. 30, 1975 (OT)
- 2 (3x) Last: at Denver Nov. 16, 2003



Team Records, continued

Most by Penalty, Season

- 37 2004
- 32 2000
- 31 1998, 1971

Most by Penalty, Game

- 7 vs. Baltimore Nov. 15, 1998
- vs. Denver Nov. 30, 1997
- 6 (3x) Last: vs. Oakland Oct. 31, 2004
- 5 (12x) Last: at Tennessee Dec. 25, 2009

Fewest by Penalty, Season

- 11 1975
- 12 1964, 1965
- 13 1968

NET YARDS GAINED

Most, Season

- 6,744 1981
- 6,535 1985
- 6,410 1980

Most, Game

- 661 vs. Cincinnati Dec. 20, 1982
- 593 vs. L.A. Raiders Nov. 10, 1985
- 581 vs. Denver Oct. 20, 1968

Most, Game, Both Teams

- 1,102 vs. Cincinnati Dec. 20, 1982
- 1,057 vs. Denver Oct. 20, 1968
- 1,047 vs. L.A. Raiders Nov. 10, 1985

Fewest, Season

- 3,411 1975
- 3,622 1973
- 3,953 1970

Fewest, Game

- 70 at Denver Nov. 2, 1969
- 93 vs. Oakland Oct. 5, 1975
- 96 at Denver Nov. 16, 2003

Most Total Offensive Plays, Season

- 1,154 1984
- 1,135 1980
- 1,129 1981

Fewest Total Offensive Plays, Season

- 617 1963
- 753 1987
- 759 1964

RUSHING

Most Attempts, Season

- 590 1978
- 525 2004
- 522 2006

Most Attempts, Game

- 58 vs. Oakland, Nov. 20, 1977
- 53 (4x) Last: vs. Detroit Dec. 16, 2007
- 51 at Kansas City Sept. 12, 1983

Fewest Attempts, Season

- 267 1982†
- 351 2000
- 361 1966

Most Yards, Season

- 2,578 2006
- 2,257 1990
- 2,248 1991

Most Yards, Game

- 289 vs. Denver Dec. 28, 2008
- 287 vs. N.Y. Jets Oct. 13, 1963
- 274 vs. Detroit Dec. 16, 2007

Fewest Yards, Game

- 2 vs. Boston Dec. 17, 1961
- 3 vs. Dallas Texans Nov. 19, 1961
- 11 vs. Buffalo Nov. 20, 1960

Most Touchdowns, Season

- 32 2006
- 26 1981
- 25 1979

Fewest Touchdowns, Season

- 5 1997
- 7 2000
- 9 1966, 1970

Most Touchdowns, Game

- 5 (4x) Last: vs. Denver Dec. 28, 2008
- 4 (22x) Last: at Tennessee Dec. 25, 2009
- 3 (42x) Last: at Denver Nov. 19, 2006

Most Touchdowns Allowed, Game

- 5 vs. Atlanta Oct. 21, 1973
- at Houston Sept. 18, 1960
- 4 (10x) Last: at Minnesota Nov. 4, 2007
- 3 (42x) Last: vs. Denver Dec. 31, 2005

RUSHING AVERAGE

Highest, Season

- 5.6 1963
- 5.1 2003
- 4.9 2006

Highest, Game

- 8.52 vs. N.Y. Jets Dec. 24, 1967
- 8.44 vs. Denver Dec. 22, 1963
- 8.26 vs. Cleveland Nov. 5, 2006

PASSING

Most Attempts, Season

- 662 1984
- 635 1983
- 632 1985

Most Attempts, Game

- 65 at Kansas City Oct. 19, 1986
- 58 at Kansas City Dec. 22, 1985
- 56 vs. Miami Nov. 18, 1984, (OT)

Fewest Attempts, Season

- 337 1975
- 338 1982†
- 349 1974

Fewest Attempts, Game

- 6 at Cleveland Dec. 19, 2004
- 10 vs. Kansas City Dec. 18, 1988
- 11 (2x) Last: vs. Houston Oct. 28, 2007

Most Completions, Season

- 401 1984
- 386 1985
- 369 1983

Most Completions, Game

- 37 (3x) Last: at Kansas City Oct. 19, 1986
- 35 vs. Miami Dec. 11, 2005
- 34 (3x) Last: at Kansas City Dec. 14, 2008

Fewest Completions, Game

- 1 at Kansas City Sept. 20, 1998
- 3 vs. Oakland Oct. 5, 1975
- 4 at Cleveland Dec. 19, 2004
- vs. Kansas City Nov. 2, 1986

Most Net Yards Gained, Season

- 4,870 1985
- 4,739 1981
- 4,662 1983

Most Net Yards Gained, Game

- 494 vs. Seattle Sept. 15, 1985
- 486 vs. Cincinnati Dec. 20, 1982
- 456 vs. N.Y. Giants Oct. 19, 1980

Fewest Net Yards Gained, Season

- 1,610 1975
- 1,808 1973
- 2,244 1977

Fewest Net Yards Gained, Game

- 22 vs. Oakland Oct. 5, 1975
- 19 at Kansas City Sept. 20, 1998
- 7 at Washington Sept. 16, 1973

Most Touchdowns, Season

- 37 1985
- 34 1981, 2008
- 30 1980

Fewest Touchdowns, Season

- 7 1975
- 9 1973
- 11 1977, 1988, 1998

Most Touchdowns, Game

- 7 at Oakland Nov. 22, 1981
- 5 (9x) Last: vs. Oakland Oct. 31, 2004
- 4 (21x) Last: at Tampa Bay Dec. 21, 2008

Most Had Intercepted, Season

- 34 1962, 1998
- 33 1968, 1983, 1986
- 30 1964, 1973, 1978, 1985, 2000

Most Had Intercepted, Game

- 7 at Seattle Dec. 13, 1998
- vs. Kansas City Dec. 8, 1968
- 6 (6x) Last: vs. Green Bay Oct. 24, 1999
- 5 (13x) Last: at Denver Dec. 27, 1987

Fewest Had Intercepted, Season

- 8 2004
- 9 2006
- 10 2009

SACKED ATTEMPTING TO PASS

Most Times, Season

- 57 1970
- 53 2000
- 51 1997

Fewest Times, Season

- 11 1967
- 12 1982†
- 18 1968

Most Times Sacked Opponent, Season

- 62 1986
- 61 2006
- 60 1980

Most Times Sacked Opponent, Game

- 11 vs. Dallas Nov. 16, 1986
- 10 vs. Green Bay Sept. 24, 1978
- 9 (3x) Last: at Kansas City Dec. 2, 2007

PUNTS

Most, Season

- 95 1998
- 92 2000
- 90 1997

Most, Game

- 11 (5x) Last: at Oakland Oct. 11, 1998
- 10 (9x) Last: at Seattle Dec. 24, 2006
- 9 (9x) Last: at Carolina Dec. 17, 2000

Fewest, Season

- 23 1982†
- 45 1972
- 51 2008

Fewest, Game

- 0 (3x) Last: at N.Y. Jets Oct. 14, 1990
- 1 (28x) Last: at Tennessee Dec. 25, 2009
- 2 (66x) Last: vs. Miami Sept. 27, 2009

Fewest, Game, Both Teams

- 2 (4x) Last: vs. L.A. Raiders Nov. 29, 1992
- 3 (13x) Last: vs. Denver Dec. 28, 2008
- 4 (22x) Last: at Tennessee Dec. 25, 2009

PUNT YARDS

Most, Season

- 4,248 2000
- 4,174 1998
- 3,972 1997

Most, Game

- 522 at Oakland Oct. 11, 1998
- 492 at Kansas City Nov. 10, 1974
- 486 at Cincinnati Nov. 2, 1997
- at Denver Nov. 2, 1969

Fewest, Season

- 868 1982†
- 1,813 1972
- 2,281 1968

Highest Average, Season

- 46.2 2000
- 45.7 2008
- 45.6 1996

Lowest Average, Season

- 36.3 1978
- 36.5 1979
- 36.8 1975

PUNT RETURNS

Most, Season

- 57 1978
- 52 1979
- 49 2003

Most, Game

- 8 (4x) Last: at Detroit Dec. 7, 2003
- 7 (4x) Last: at Kansas City Sept. 25, 1977
- 6 (6x) Last: vs. Kansas City Nov. 26, 2000

Fewest, Season

- 12 1982†
- 21 1966
- 22 1963

Most Fair Catches, Season

32 1969
25 1991, 1999
23 2006

Most Fair Catches, Game

6 at Kansas City Dec. 17, 1989
vs. Chicago Dec. 4, 1978
5 at Oakland Sept. 3, 2000
vs. Cincinnati Oct. 4, 1969
4 (8x) Last: at Washington Nov. 27, 2005

Fewest Fair Catches, Season

0 1960, 1961, 1962, 1963, 1965, 1975
1 1976
3 1977

PUNT RETURN YARDS**Most, Season**

590 1978
542 1998
521 1977

Most, Game

168 at Cincinnati Nov. 2, 1997
151 vs. Kansas City Sept. 20, 1965
139 vs. New York Titans Nov. 5, 1961

Fewest, Season

138 1982†
173 1970
183 2007

Highest Average, Season

15.5 1961
14.7 1996
13.4 1965

Lowest Average, Season

5.6 1970
5.8 1971
6.2 2000

PUNT RETURN TOUCHDOWNS**Most, Season**

3 1997
2 1965, 1973, 1990, 1994
1 (12x) Last: 2009

Most, Game

2 at Cincinnati Nov. 2, 1997
1 (21x) Last: vs. Denver, Oct. 4, 2009

KICKOFF RETURNS**Most, Season**

84 2003
83 2000
75 1997

Most, Game

9 (7x) Last: vs. New York Jets Nov. 3, 2002
8 (15x) Last: at New Orleans (at London) Oct. 26, 2008
7 (50x) Last: vs. Denver Oct. 19, 2009

Most, Game, Both Teams

17 vs. Pittsburgh Dec. 8, 1985
16 vs. New York Titans Dec. 18, 1960
15 (3x) Last: at New York Giants Oct. 2, 1983

KICKOFF RETURN YARDS**Most, Season**

1,804 2003
1,792 2000
1,716 2001

Most, Game

269 at Oakland Nov. 18, 2001
242 vs. Atlanta Oct. 21, 1973
232 vs. Kansas City Dec. 13, 1964

Fewest, Season

642 1961
734 1977
812 1992

Highest Average, Season

26.0 2001
25.5 2007
25.2 1988

Lowest Average, Season

16.5 1961
17.5 1986
18.0 1992

KICKOFF RETURN TOUCHDOWNS**Most, Season**

2 1988, 1994, 1995, 2001
1 1962, 1985, 1989, 1991, 1997, 2000, 2004,
2007, 2008

Most, Game

1 (17x) Last: at Denver Sept. 14, 2008

PENALTIES**Most Seasons Leading League**

3 1962, 1964, 1965

Most, Season

137 1998
129 1997
128 1981

Most, Game

19 at Kansas City Nov. 16, 1997
16 vs. Baltimore Nov. 15, 1998
15 at Indianapolis Nov. 3, 1997

Fewest, Season

63 1969
64 1982†
68 1966

Fewest, Game

0 (4x) Last: at Cincinnati Dec. 21, 1975
1 (23x) Last: at Cleveland Dec. 6, 2009
2 (40x) Last: vs. Washington Jan. 3, 2010

Most Yards, Season

1,229 1998
1,101 1997
1,039 1988

Most Yards, Game

148 vs. N.Y. Jets Oct. 13, 1963
146 vs. Baltimore Nov. 15, 1998
at Kansas City Nov. 16, 1997
144 vs. Kansas City Nov. 22, 1998

FUMBLES**Most, Season**

44 1985
42 1983
40 1980, 1972

Most, Game

9 vs. Green Bay Sept. 24, 1978
7 vs. Cincinnati Sept. 30, 1973
6 (5x) Last: vs. Pittsburgh Dec. 13, 1987

Most by Opponent, Game

9 at Kansas City Nov. 15, 1964
7 (3x) Last: vs. Washington Sept. 9, 2001
6 (6x) Last: vs. Arizona Dec. 9, 1995

Most, Game, Both Teams

11 (3x) Last: vs. Kansas City Oct. 13, 1985
10 (5x) Last: vs. Seattle Nov. 25, 1990
9 (7x) Last: vs. Washington Sept. 9, 2001

Fewest, Season

13 1993
14 2009
16 1963, 2002

Most Lost, Season

22 1980, 1981, 1983
21 1973
20 1972, 1978, 1987, 2000

Most Lost, Game

6 vs. Green Bay Sept. 24, 1978
4 (12x) Last: at Baltimore Dec. 10, 2000
3 (38x) Last: vs. Green Bay Dec. 14, 2003

Most Own Recovered, Season

25 1985
21 1979
20 1972, 1973, 1975, 1983

Most Own Recovered, Game

6 at Denver Nov. 30, 1973
5 vs. Kansas City Nov. 12, 1995
vs. Oakland Dec. 26, 1999
4 (6x) Last: at Baltimore Oct. 1, 2006

Fewest Own Recovered, Season

4 1963
7 1989, 2009
8 1965, 1967, 1968, 1993, 2002, 2003

Most Opponents Recovered, Season

22 1986
18 1973, 1979, 1980, 1981, 2007
17 1960, 1961, 1963, 1983, 1984

Fewest Opponents Recovered, Season

5 1963
6 1970, 1974, 2002
7 1969, 1982†, 1992, 1993, 2003

POINTS ALLOWED**Most, Season**

462 1983
441 2003
440 2000

Most, Game

57 at St. Louis Oct. 1, 2000
52 at Pittsburgh Nov. 25, 1984
51 at Oakland Oct. 29, 1967

Most, Quarter

31 at Oakland Dec. 8, 1963 (4Q)
30 at St. Louis Nov. 20, 1983 (2Q)
28 (5x) Last: at Minnesota Nov. 28, 1999 (2Q)

Fewest, Season

205 1977
219 1961
221 1982†

Fewest, Game

0 (15x) Last: at Oakland Sept. 11, 2006
3 (16x) Last: at Denver Nov. 22, 2009
6 (16x) Last: at Carolina Oct. 24, 2004

FIRST DOWNS ALLOWED**Most, Season**

365 1981
363 1985
347 1983

Most, Game

34 (3x) Last: at Denver Sept. 14, 2008
33 vs. Cincinnati Nov. 23, 2003
32 at Pittsburgh Oct. 4, 2009

Fewest, Season

190 1965
196 1982†
224 1962

Fewest, Game

5 at Tampa Bay Sept. 19, 1976
6 at Oakland Oct. 11, 1998
at Oakland (at San Fran.) Oct. 22, 1961
7 (4x) Last: vs. Houston Sept. 15, 2002

Most by Rushing, Season

154 1975
143 1971
137 1983

Most by Rushing, Game

19 (3x) Last: at Seattle Nov. 22, 1987
17 vs. Houston Sept. 23, 1962
16 vs. New England Oct. 16, 1977
vs. Kansas City Dec. 18, 1966

Fewest by Rushing, Season

54 1965
65 1982
71 1969

Fewest by Rushing, Game

0 (4x) Last: at Carolina Dec. 12, 2000
1 (17x) Last: vs. Oakland Dec. 4, 2008
2 (34x) Last: vs. Philadelphia Nov. 15, 2009

Most by Passing, Season

217 1985
216 1981
213 2008

Most by Passing, Game

24 at Denver Nov. 19, 2000
22 (4x) Last: vs. Philadelphia Nov. 15, 2009
21 (3x) Last: at Indianapolis Dec. 26, 2004

Fewest by Passing, Season

105 1977
114 1971
116 1965

Fewest by Passing, Game

1 vs. Oakland Dec. 28, 2003
at Cincinnati Oct. 4, 1987
2 (6x) Last: at Cleveland Dec. 19, 2004
3 (11x) Last: at Kansas City Oct. 25, 2009

Most by Penalty, Season

41 2000, 2004
35 1981, 1997, 1998
30 1996, 2002



Team Records, continued

Most by Penalty, Game

- 7 vs. Cleveland, Nov. 5, 2006
- 6 (5x) Last: at New Orleans (at London) Oct. 26, 2008
- 5 (13x) Last: at Denver Sept. 14, 2008

Fewest by Penalty, Season

- 12 1982†
- 13 1969, 1992
- 14 1976

NET YARDS ALLOWED

Most, Season

- 6,265 1985
- 6,136 1981
- 6,034 2002

Most, Game

- 614 at St. Louis Oct. 1, 2000
- 591 vs. Seattle Dec. 29, 2002
- 545 at Cincinnati Nov. 12, 2006

Fewest, Season

- 3,253 1982†
- 3,276 1965
- 3,652 1977

Fewest, Game

- 58 at Oakland (at San. Fran.) Oct. 22, 1961
- 99 vs. Indianapolis Nov. 1, 1992
- 106 vs. Oakland Sept. 17, 1961

RUSHING ALLOWED

Most Attempts, Season

- 606 1975
- 559 1973
- 552 1983

Most Attempts, Game

- 61 at Chicago Oct. 25, 1981 (OT)
- 60 at Denver Nov. 30, 1975
- 59 at Oakland Sept. 18, 1977

Fewest Attempts, Season

- 230 1982†
- 306 1965
- 355 2004

Fewest Attempts, Game

- 9 vs. Detroit Dec. 16, 2007
- vs. Miami Sept. 7, 1986
- 10 vs. Denver Dec. 28, 2008
- 11 (3x) Last: vs. Oakland Oct. 31, 2004

Most Yards, Season

- 2,442 1975
- 2,403 1966
- 2,296 1971

Most Yards, Game

- 378 at Minnesota Nov. 4, 2007
- 328 at Denver Nov. 30, 1975
- 303 at Buffalo Oct. 13, 1962

Fewest Yards, Season

- 1,094 1965
- 1,121 1982†
- 1,140 1998

Fewest Yards, Game

- 2 at Oakland (at San. Fran.) Oct. 22, 1961
- 11 at Carolina Dec. 17, 2000
- 13 at Oakland Oct. 5, 1997

Most Touchdowns, Season

- 26 1983
- 25 1971, 1981, 1985
- 23 1973, 1984

Fewest Touchdowns, Season

- 7 1961, 1965
- 8 1999
- 10 (9x) Last: 2009

PASSING ALLOWED

Most Attempts, Season

- 607 2002, 2004
- 605 2008
- 595 1985

Most Attempts, Game

- 61 vs. St. Louis Sept. 20, 1987
- 58 (2x) Last: vs. Tennessee Oct. 3, 2004
- 57 at Cleveland Sept. 7, 1981

Fewest Attempts, Season

- 330 1977
- 341 1973
- 342 1982†

Fewest Attempts, Game

- 7 at Detroit Nov. 6, 1977
- 12 (2x) Last: at Denver Dec. 10, 1972
- 13 (4x) Last: at Cincinnati Oct. 4, 1987

Most Completions, Season

- 411 2008
- 375 2002
- 372 2004

Most Completions, Game

- 40 vs. Cincinnati Dec. 20, 1982
- 39 vs. Tennessee Oct. 3, 2004
- 37 Kansas City Oct. 9, 1994

Fewest Completions, Season

- 170 1966
- 172 1977
- 177 1973

Fewest Completions, Game

- 3 at Tampa Bay Sept. 19, 1976
- 5 (4x) Last: at Cincinnati Oct. 4, 1987
- 6 (6x) Last: vs. Oakland Dec. 28, 2003

Most Net Yards, Season

- 5,056 199
- 4,311 1981
- 4,295 2002

Most Net Yards, Game

- 453 at St. Louis Nov. 10, 2002
- 451 at St. Louis Oct. 1, 2000
- 443 at Denver Nov. 19, 2000

Fewest Net Yards, Season

- 1,725 1977
- 2,155 1966
- 2,174 1965

Fewest Net Yards, Game

- 13 at Cincinnati Oct. 4, 1987
- 0 vs. Oakland Dec. 28, 2003
- vs. Cincinnati Dec. 6, 1970
- 4 at Tampa Bay Sept. 19, 1976

Most Touchdowns, Season

- 36 2003
- 33 2000
- 31 1997

Most Touchdowns, Game

- 6 vs. Oakland Oct. 27, 1963
- 5 (6x) Last: at Denver Nov. 19, 2000
- 4 (24x) Last: at Denver Sept. 14, 2008

Fewest Touchdowns, Season

- 10 1982†
- 11 1979
- 13 1966, 1970, 1974

INTERCEPTIONS BY

Most, Season

- 49 1961 (NFL Record)
- 31 1969
- 30 1964, 2007

Most, Game

- 6 (6x) Last: vs. Indianapolis Nov. 11, 2007
- 5 (8x) Last: vs. Detroit Dec. 16, 2007
- 4 (28x) Last: vs. Houston Oct. 28, 2007

Most, Game, Both Teams

- 10 at Seattle Dec. 13, 1998
- 9 at Denver Sept. 21, 1980
- at Oakland Nov. 1, 1964
- 8 (11x) Last: vs. Indianapolis Nov. 11, 2007

Fewest, Season

- 9 1970
- 10 2005
- 13 1967, 1982†, 1987, 2003

Most Yards Returned, Season

- 929 1961 (NFL Record)
- 562 1979
- 499 1984

Most Yards Returned, Game

- 194 vs. Houston Sept. 24, 1961
- 174 vs. Denver Oct. 29, 1961
- 171 vs. Pittsburgh Nov. 18, 1979

Fewest Yards Returned, Season

- 90 1970
- 123 1999
- 140 2006

Most Touchdowns by Returns, Season

- 9 1961 (NFL Record)
- 5 1984
- 4 1994, 2000

Most Touchdowns by Returns, Game

- 2 at Kansas City Oct. 19, 1986
- vs. Denver Oct. 29, 1961
- 1 (73x) Last: vs. Miami Sept. 27, 2009

Most Consecutive Games

- 46 1960-63 (NFL Record)

PUNT RETURNS

Most by Opponents, Season

- 56 1988
- 51 1996, 2000
- 48 1974, 1975

Fewest by Opponents, Season

- 7 1982†
- 16 1968
- 22 1963

Most Yards by Opponents, Season

- 722 2000
- 601 1976
- 558 1988

Most Yards by Opponent, Game

- 151 vs. Kansas City Sept. 26, 1965
- 150 at Denver Dec. 27, 1987
- 142 at Oakland Oct. 29, 1967

KICKOFF RETURNS

Most by Opponent, Season

- 90 2006
- 88 1981
- 87 2009

Fewest by Opponent, Season

- 35 1973
- 39 1974
- 40 1975

Most by Opponent, Game

- 10 (4x) Last: vs. Detroit Dec. 16, 2007
- 9 (6x) Last: vs. Denver Dec. 28, 2008
- 8 (15x) Last: at Kansas City Oct. 25, 2009

CAREER TOP 10

RUSHING YARDS

1. LaDainian Tomlinson, 2001-09	12,490
2. Paul Lowe, 1960-68	4,972
3. Marion Butts, 1989-93	4,297
4. Natrone Means, 1993-95, 98-99	3,885
5. Chuck Muncie, 1980-84	3,309
6. Don Woods, 1974-80	2,858
7. Keith Lincoln, 1961-66, 68	2,698
8. Dick Post, 1967-70	2,519
9. Gary Anderson, 1985-88	2,250
10. Mike Garrett, 1970-73	2,235

RUSHING TOUCHDOWNS

1. LaDainian Tomlinson, 2001-09	138
2. Chuck Muncie, 1980-84	43
3. Paul Lowe, 1960-68	38
4. Natrone Means, 1993-95, 98-99	34
5. Marion Butts, 1989-93	31
6. Tim Spencer, 1985-90	19
7. Hank Bauer, 1977-82	17
8. Rob Bernstine, 1987-92	17
9. Dick Post, 1967-70	17
10. Clarence Williams, 1977-81	17

RUSHING ATTEMPTS

1. LaDainian Tomlinson, 2001-09	2,880
2. Marion Butts, 1989-93	1,031
3. Paul Lowe, 1960-68	1,015
4. Natrone Means, 1993-95, 98-99	1,013
5. Chuck Muncie, 1980-84	773
6. Don Woods, 1974-80	713
7. Keith Lincoln, 1961-66, 68	573
8. Mike Garrett, 1970-73	572
9. Dick Post, 1967-70	568
10. Gary Anderson, 1985-88	548

TOTAL YARDS FROM SCRIMMAGE

1. LaDainian Tomlinson, 2001-09	16,445
2. Lance Alworth, 1962-70	9,721
3. Charlie Joiner, 1976-86	9,191
4. Gary Garrison, 1966-76	7,562
5. Kellen Winslow, 1979-87	6,741
6. Antonio Gates, 2003-09	6,223
7. Wes Chandler, 1981-87	6,197
8. Paul Lowe, 1960-68	6,017
9. Anthony Miller, 1988-93	5,660
10. Ronnie Harmon, 1990-95	5,567

PASSING YARDS

1. Dan Fouts, 1973-87	43,040
2. John Hadl, 1962-72	26,938
3. Stan Humphries, 1992-97	16,085
4. Philip Rivers, 2004-09	14,951
5. Drew Brees, 2001-05	12,348
6. Jack Kemp, 1960-62	5,996
7. Doug Flutie, 2001-04	4,901
8. John Friesz, 1990-93	4,396
9. Jim Harbaugh, 1999-00	4,177
10. Billy Joe Tolliver, 1989-90	3,671

TOUCHDOWN PASSES

1. Dan Fouts, 1973-87	254
2. John Hadl, 1962-72	201
3. Philip Rivers, 2004-09	106
4. Stan Humphries, 1992-97	85
5. Drew Brees, 2001-05	80
6. Jack Kemp, 1960-62	37
7. Tobin Rote, 1963-64	29
8. Doug Flutie, 2001-04	25
9. Billy Joe Tolliver, 1989-90	21
10. John Friesz, 1990-93	19

PASS ATTEMPTS

1. Dan Fouts, 1973-87	5,604
2. John Hadl, 1962-72	3,640
3. Stan Humphries, 1992-97	2,350
4. Philip Rivers, 2004-09	1,914
5. Drew Brees, 2001-05	1,809

6. Jack Kemp, 1960-62	815
7. John Friesz, 1990-93	747
8. Doug Flutie, 2001-04	737
9. Jim Harbaugh, 1999-00	636
10. Billy Joe Tolliver, 1989-90	595

PASS COMPLETIONS

1. Dan Fouts, 1973-87	3,297
2. John Hadl, 1962-72	1,824
3. Stan Humphries, 1992-97	1,335
4. Philip Rivers, 2004-09	1,207
5. Drew Brees, 2001-05	1,125
6. Doug Flutie, 2001-04	408
7. John Friesz, 1990-93	401
8. Jack Kemp, 1960-62	389
9. Jim Harbaugh, 1999-00	372
10. Billy Joe Tolliver, 1989-90	305

PASSES INTERCEPTED

1. Dan Fouts, 1973-87	242
2. John Hadl, 1962-72	211
3. Stan Humphries, 1992-97	73
4. Drew Brees, 2001-05	53
5. Jack Kemp, 1960-62	49
6. Philip Rivers, 2004-09	45
7. Ryan Leaf, 1998-00	33
8. Tobin Rote, 1963-64	32
9. Craig Whelihan, 1995-98	29
10. Jim Harbaugh, 1999-00	24
Billy Joe Tolliver, 1989-90	24

RECEIVING YARDS

1. Lance Alworth, 1962-70	9,584
2. Charlie Joiner, 1976-86	9,203
3. Gary Garrison, 1966-76	7,533
4. Kellen Winslow, 1979-87	6,741
5. Antonio Gates, 2003-09	6,223
6. Wes Chandler, 1981-87	6,132
6. Anthony Miller, 1988-93	5,582
8. Tony Martin, 1994-97	4,184
9. LaDainian Tomlinson, 2001-09	3,955
10. Ronnie Harmon, 1990-95	3,928

RECEIVING TOUCHDOWNS

1. Lance Alworth, 1962-70	81
2. Antonio Gates, 2003-09	59
3. Gary Garrison, 1966-76	58
4. Charlie Joiner, 1976-86	47
5. Kellen Winslow, 1979-87	45
6. Wes Chandler, 1981-87	41
7. Anthony Miller, 1988-93	37
8. John Jefferson, 1978-80	36
9. Tony Martin, 1994-97	33
10. Don Norton, 1960-66	27

RECEPTIONS

1. Charlie Joiner, 1976-86	586
2. Kellen Winslow, 1979-87	541
3. LaDainian Tomlinson, 2001-09	530
4. Lance Alworth, 1962-70	493
5. Antonio Gates, 2003-09	479
6. Gary Garrison, 1966-76	404
7. Ronnie Harmon, 1990-95	377
8. Anthony Miller, 1988-93	374
9. Wes Chandler, 1981-87	373
10. Tony Martin, 1994-97	288

QUARTERBACK SACKS

1. Leslie O'Neal, 1986, 1988-95	105.5
2. Gary Johnson, 1975-84	67.0
3. Lee Williams, 1984-90	65.5
4. Fred Dean, 1975-81	53.5
5. Junior Seau, 1990-02	47.0
6. Raylee Johnson, 1993-03	46.0
7. Shaun Phillips, 2004-09	45.5
8. Shawne Merriman, 2005-09	43.5
Leroy Jones, 1976-83	43.5
10. Louie Kelcher, 1975-83	39.0

INTERCEPTIONS

1. Gill Byrd, 1983-92	42
2. Dick Harris, 1960-65	29
3. Rodney Harrison, 1994-02	26
4. Kenny Graham, 1964-69	25
5. Mike Williams, 1975-82	24
6. Joe Beachamp, 1966-75	23
7. Woodrowe Lowe, 1976-86	21
8. Bob Howard, 1967-74	21
Leslie "Speedy" Duncan, 1964-69	21
10. Chuck Allen, 1961-68	20

INTERCEPTION RETURN YARDS

1. Gill Byrd, 1983-92	546
2. Charlie McNeil, 1960-64	502
3. Kenny Graham, 1964-69	477
4. Joe Beachamp, 1966-75	433
5. Dick Harris, 1960-65	413
6. Rodney Harrison, 1994-02	345
7. Woodrowe Lowe, 1976-86	343
8. Darren Carrington, 1991-94	337
9. Leslie Duncan, 1964-69	322
10. Glen Edwards, 1978-81	309

INTERCEPTION RETURN TOUCHDOWNS

1. Kenny Graham, 1964-69	5
2. Dick Harris, 1960-65	5
3. Woodrowe Lowe, 1976-86	4
4. Joe Beachamp, 1966-75	3
5. Antonio Cromartie, 2006-09	2
Clinton Hart, 2004-09	2
Donnie Edwards, 2002-06	2
Rodney Harrison, 1994-02	2
Stanley Richard, 1991-94	2
Donald Frank, 1990-93	2
Others with 2 each	

TOUCHDOWNS SCORED

1. LaDainian Tomlinson, 2001-09	153
2. Lance Alworth, 1962-70	83
3. Antonio Gates, 2003-09	59
4. Gary Garrison, 1966-76	58
5. Charlie Joiner, 1976-86	47
6. Paul Lowe, 1960-68	46
7. Kellen Winslow, 1979-87	45
Chuck Muncie, 1980-84	45
9. Wes Chandler, 1981-87	41
10. Anthony Miller, 1988-93	40

POINTS SCORED

1. John Carney, 1990-00	1,076
2. LaDainian Tomlinson, 2001-09	918
3. Rolf Benirschke, 1977-86	766
4. Nate Kaeding, 2004-09	753
5. Lance Alworth, 1962-70	500
6. Dennis ParTEE, 1968-75	380
7. Gary Garrison, 1966-76	348
8. Antonio Gates, 2003-08	306
9. Charlie Joiner, 1976-86	282
10. Paul Lowe, 1960-68	276

FIELD GOALS

1. John Carney, 1990-00	261
2. Nate Kaeding, 2004-09	150
3. Rolf Benirschke, 1977-86	146
4. Dennis ParTEE, 1968-75	71
5. George Blair, 1961-64	50
6. Steve Christie, 2001-03	42
7. Ray Werschling, 1973-76	32
8. Dick Van Raaphorst, 1966-67	31
9. Wade Richey, 2001-02	21
Vince Abbott, 1987-88	21

FIELD GOAL ATTEMPTS

1. John Carney, 1990-00	320
2. Rolf Benirschke, 1977-86	208
3. Nate Kaeding, 2004-09	172
4. Dennis ParTEE, 1968-75	121
5. George Blair, 1961-64	80



Career Top Ten, continued

6. Ray Wersching, 1973-76	68
7. Dick Van Raaphorst, 1966-67	61
8. Steve Christie, 2001-03	57
9. Herb Traveno, 1965	35
10. Vince Abbott, 1987-88	34

KICKOFF RETURN YARDS

1. Darren Sproles, 2005-09	5,212
2. Ronney Jenkins, 2000-02	3,997
3. Andre Coleman, 1994-96	3,914
4. Leslie "Speedy" Duncan, 1964-70	3,386
5. James Brooks, 1981-83	2,305
6. Kenny Bynum, 1997-00	2,182
7. Lionel James, 1984-88	2,094
8. Nate Lewis, 1990-93	2,047
9. Artie Owens, 1976-79	1,998
10. Tim Dwight, 2001-04	1,876

KICKOFF RETURN TOUCHDOWNS

1. Andre Coleman, 1994-96	4
2. Ronney Jenkins, 2000-02	3
3. Darren Sproles, 2005-09	2
Anthony Miller, 1988-93	2
5. Tim Dwight, 2001-04	1
5. Rodney Harrison, 1994-02	1
Nate Lewis, 1990-93	1
Jamie Holland, 1987-89	1
Gary Anderson, 1985-88	1
Keith Lincoln, 1960-66	1

KICKOFF RETURNS

1. Darren Sproles, 2005-09	207
2. Andre Coleman, 1994-96	166
3. Ronney Jenkins, 2000-02	165
4. Leslie "Speedy" Duncan, 1964-70	134

5. Kenny Bynum, 1997-00	107
6. James Brooks, 1981-83	105
7. Lionel James, 1984-88	99
8. Nate Lewis, 1990-93	92
9. Artie Owens, 1976-79	88
10. Tim Dwight, 2001-04	80

PUNT RETURN YARDS

1. Mike Fuller, 1975-80	2,388
2. Leslie "Speedy" Duncan, 1964-70	1,651
3. Darrien Gordon, 1993-94, 96	1,407
4. Lionel James, 1984-88	1,193
5. Eric Parker, 2002-06	881
6. Darren Sproles, 2005-09	769
7. James Brooks, 1981-83	565
8. Tim Dwight, 2001-04	508
9. Eric Metcalf, 1997	489
10. Latario Rachal, 1998	387

PUNT RETURN TDS

1. Leslie "Speedy" Duncan, 1964-70	4
2. Eric Metcalf, 1997	3
Darrien Gordon, 1993-94, 96	3
4. Darren Sproles, 2005-09	2
Lionel James, 1984-88	2
Mike Full, 1975-80	2
Ron Smith, 1973	2
8. Tim Dwight, 2001-04	1
Andre Coleman, 1994-96	1
Nate Lewis, 1990-93	1
(2) others with 1 each	

PUNT RETURNS

1. Mike Fuller, 1975-80	212
2. Leslie "Speedy" Duncan, 1964-70	138

3. Lionel James, 1984-88	124
4. Eric Parker, 2002-06	105
5. Darrien Gordon, 1993-94, 96	103
6. Darren Sproles, 2005-09	90
7. James Brooks, 1981-83	52
8. Tim Dwight, 2001-04	46
9. Eric Metcalf, 1997	45
10. Nate Lewis, 1990-93	34
Kitrick Taylor, 1990-91	34

MOST SEASONS

1. David Binn, 1994-09	16
2. Dan Fouts, 1973-87	15
Russ Washington, 1968-82	15
4. Doug Wilkerson, 1971-84	14
Don Macek, 1976-89	14
6. Junior Seau, 1990-02	13
7. Jamal Williams, 1998-09	12
8. Raylee Johnson, 1993-03	11
John Carney, 1990-00	11
Charlie Joiner, 1976-86	11
(5) others will 11 each	

MOST GAMES PLAYED

1. David Binn, 1994-09	255
2. Junior Seau, 1990-02	200
Russ Washington, 1968-82	200
4. Doug Wilkerson, 1971-84	195
5. Dan Fouts, 1973-87	181
6. Charlie Joiner, 1976-86	164
Woodrow Lowe, 1976-86	164
8. Don Macek, 1976-89	162
9. John Carney, 1990-00	160
10. John Hadl, 1962-72	154
Walt Sweeney, 1963-73	154

SINGLE-SEASON TOP 10

RUSHING YARDS

1. LaDainian Tomlinson, 2006	1,815
2. LaDainian Tomlinson, 2002	1,683
3. LaDainian Tomlinson, 2003	1,645
4. LaDainian Tomlinson, 2007	1,474
5. LaDainian Tomlinson, 2005	1,462
6. Natrone Means, 1994	1,350
7. LaDainian Tomlinson, 2004	1,335
8. LaDainian Tomlinson, 2001	1,236
9. Marion Butts, 1990	1,225
10. Earnest Jackson, 1984	1,179

RUSHING TOUCHDOWNS

1. LaDainian Tomlinson, 2006	28
2. Chuck Muncie, 1981	19
3. LaDainian Tomlinson, 2005	18
4. LaDainian Tomlinson, 2004	17
5. LaDainian Tomlinson, 2007	15
6. LaDainian Tomlinson, 2002	14
7. LaDainian Tomlinson, 2003	13
8. LaDainian Tomlinson, 2009	12
Natrone Means, 1994	12
Chuck Muncie, 1983	12
Clarence Williams, 1979	12

RUSHING ATTEMPTS

1. LaDainian Tomlinson, 2002	372
2. LaDainian Tomlinson, 2006	348
3. Natrone Means, 1994	343
4. LaDainian Tomlinson, 2005	339
LaDainian Tomlinson, 2004	339
LaDainian Tomlinson, 2001	339
7. LaDainian Tomlinson, 2007	315
8. LaDainian Tomlinson, 2003	313
9. Earnest Jackson, 1984	296
10. LaDainian Tomlinson, 2008	292

TOTAL YARDS FROM SCRIMMAGE

1. LaDainian Tomlinson, 2003	2,370
2. LaDainian Tomlinson, 2006	2,323
3. LaDainian Tomlinson, 2002	2,172

4. LaDainian Tomlinson, 2007	1,949
5. LaDainian Tomlinson, 2005	1,832
6. LaDainian Tomlinson, 2004	1,776
7. LaDainian Tomlinson, 2001	1,603
8. Lance Alworth, 1965	1,590
9. Natrone Means, 1994	1,585
10. Lionel James, 1985	1,543

PASSING YARDS

1. Dan Fouts, 1981	4,802
2. Dan Fouts, 1980	4,715
3. Philip Rivers, 2009	4,254
4. Dan Fouts, 1979	4,082
5. Philip Rivers, 2008	4,009
6. Dan Fouts, 1984	3,740
7. Dan Fouts, 1985	3,638
8. Drew Brees, 2005	3,576
9. John Hadl, 1968	3,473
10. Doug Flutie, 2001	3,464

TOUCHDOWN PASSES

1. Philip Rivers, 2008	34
2. Dan Fouts, 1981	33
3. Dan Fouts, 1980	30
4. Philip Rivers, 2009	28
5. Drew Brees, 2004	27
Dan Fouts, 1985	27
John Hadl, 1968	27
8. Drew Brees, 2005	24
Dan Fouts, 1979	24
Dan Fouts, 1978	24
John Hadl, 1967	24

PASS ATTEMPTS

1. Dan Fouts, 1981	609
2. Dan Fouts, 1980	589
3. Dan Fouts, 1979	530
4. Drew Brees, 2002	526
5. Doug Flutie, 2001	521
6. Dan Fouts, 1984	507
7. Drew Brees, 2005	500

8. John Friesz, 1991	487
9. Philip Rivers, 2009	486
10. Philip Rivers, 2008	478
Stan Humphries, 1995	478

PASS COMPLETIONS

1. Dan Fouts, 1981	360
2. Dan Fouts, 1980	348
3. Dan Fouts, 1979	332
4. Drew Brees, 2005	323
5. Drew Brees, 2002	320
6. Philip Rivers, 2009	317
Dan Fouts, 1984	317
8. Philip Rivers, 2008	312
9. Doug Flutie, 2001	294
10. Philip Rivers, 2006	284

PASSES INTERCEPTED

1. John Hadl, 1968	32
2. John Hadl, 1972	26
3. John Hadl, 1971	25
Jack Kemp, 1960	25
5. Dan Fouts, 1980	24
Dan Fouts, 1979	24
John Hadl, 1962	24
8. Dan Fouts, 1986	24
John Hadl, 1967	22
Jack Kemp, 1961	22

RECEIVING YARDS

1. Lance Alworth, 1965	1,602
2. Lance Alworth, 1966	1,383
3. John Jefferson, 1980	1,340
4. Lance Alworth, 1968	1,312
5. Kellen Winslow, 1980	1,290
6. Anthony Miller, 1989	1,252
7. Lance Alworth, 1964	1,235
8. Tony Martin, 1995	1,224
9. Lance Alworth, 1963	1,205
10. Wes Chandler, 1985	1,199

RECEIVING TOUCHDOWNS

1. Tony Martin, 1996	14
Lance Alworth, 1965	14
3. Antonio Gates, 2004	13
John Jefferson, 1980	13
John Jefferson, 1978	13
Lance Alworth, 1966	13
Lance Alworth, 1964	13
8. Gary Garrison, 1970	12
9. Lance Alworth, 1963	11
10. Antonio Gates, 2005	10
(7) others with 10 each	

RECEPTIONS

1. LaDainian Tomlinson, 2003	100
2. Tony Martin, 1995	90
3. Antonio Gates, 2005	89
Kellen Winslow, 1980	89
5. Kellen Winslow, 1983	88
Kellen Winslow, 1981	88
7. Lionel James, 1985	86
8. Tony Martin, 1996	85
9. Anthony Miller, 1993	84
10. John Jefferson, 1980	82

QUARTERBACK SACKS (since 1982)

1. Shawne Merriman, 2006	17
Leslie O'Neal, 1992	17
3. Lee Williams, 1986	15
4. Lee Williams, 1989	14
5. Leslie O'Neal, 1990	13.5
6. Marcellus Wiley, 2001	13
7. Shawne Merriman, 2007	12.5
Leslie O'Neal, 1995	12.5
Leslie O'Neal, 1994	12.5
Leslie O'Neal, 1989	12.5
Leslie O'Neal, 1986	12.5

INTERCEPTIONS

1. Antonio Cromartie, 2007	10
2. Charlie McNeil, 1961	9
3. Ryan McNeil, 2001	8
Dick Harris, 1963	8
Claude Gibson, 1962	8
Bob Zeman, 1961	8
Darren Carrington, 1993	7
7. Gill Byrd, 1990	7
Gill Byrd, 1989	7
Gill Byrd, 1988	7
(6) others with 7 each	

INTERCEPTION RETURN YARDS

1. Charlie McNeil, 1961	349
2. Stanley Richard, 1994	224
3. Vencie Glenn, 1987	166
4. Gill Byrd, 1984	157
5. Jeff Dale, 1986	153
6. Darren Carrington, 1992	152
7. Bob Laraba, 1961	151
8. Woodrow Lowe, 1979	150
9. Antonio Cromartie, 2007	144
10. Dick Harris, 1961	140

INTERCEPTION RETURN TOUCHDOWNS

1. Dick Harris, 1961	3
2. Clinton Hart, 2005	2
Stanley Richard, 1994	2
Gill Byrd, 1984	2
Woodrow Lowe, 1979	2
Kenny Graham, 1969	2
Joe Beauchamp, 1968	2
Bob Laraba, 1961	2
Charlie McNeil, 1961	2
10. Eric Weddle, 2009	1
(58) others with 1 each	

TOUCHDOWNS SCORED

1. LaDainian Tomlinson, 2006	31
2. LaDainian Tomlinson, 2005	20
3. Chuck Muncie, 1981	19
4. LaDainian Tomlinson, 2007	18
LaDainian Tomlinson, 2004	18

6. LaDainian Tomlinson, 2003	17
7. LaDainian Tomlinson, 2002	15
Lance Alworth, 1964	15
9. Tony Martin, 1996	14
Lance Alworth, 1965	14

POINTS SCORED

1. LaDainian Tomlinson, 2006	186
2. Nate Kaeding, 2009	146
3. Nate Kaeding, 2006	136
4. John Carney, 1994	135
5. Nate Kaeding, 2008	127
6. John Carney, 1993	124
7. LaDainian Tomlinson, 2005	120
8. Nate Kaeding, 2007	118
John Carney, 1996	118
Rolf Benirschke, 1980	118

FIELD GOALS

1. John Carney, 1994	34
2. Nate Kaeding, 2009	32
3. John Carney, 1999	31
John Carney, 1993	31
5. John Carney, 1996	29
6. Nate Kaeding, 2008	27
7. Nate Kaeding, 2006	26
John Carney, 1998	26
John Carney, 1992	26
10. Nate Kaeding, 2007	24
Rolf Benirschke, 1980	24

FIELD GOAL ATTEMPTS

1. John Carney, 1993	40
2. John Carney, 1994	38
3. John Carney, 1999	36
John Carney, 1996	36
Rolf Benirschke, 1980	35
6. Nate Kaeding, 2009	35
7. Nate Kaeding, 2008	32
Wade Richey, 2001	32
John Carney, 1992	32
Dennis ParTEE, 1968	32

KICKOFF RETURN YARDS

1. Ronney Jenkins, 2001	1,541
2. Ronney Jenkins, 2000	1,531
3. Darren Sproles, 2005	1,528
4. Andre Coleman, 1995	1,411
5. Darren Sproles, 2008	1,376
6. Darren Sproles, 2009	1,300
7. Andre Coleman, 1994	1,293
8. Tim Dwight, 2004	1,222
9. Andre Coleman, 1996	1,210
10. Leon Johnson, 2003	1,151

KICKOFF RETURN TOUCHDOWNS

1. Ronney Jenkins, 2001	2
Andre Coleman, 1995	2
Andre Coleman, 1994	2
4. Darren Sproles, 2007, 2008	1
Tim Dwight, 2004	1
Ronney Jenkins, 2000	1
Rodney Harrison, 1997	1
Nate Lewis, 1991	1
Anthony Miller, 1989	1
Jamie Holland, 1988	1
(3) others with 1 each	

KICKOFF RETURNS

1. Ronney Jenkins, 2000	67
2. Darren Sproles, 2005	63
3. Andre Coleman, 1995	62
4. Ronney Jenkins, 2001	58
5. Andre Coleman, 1996	55
6. Darren Sproles, 2009	54
7. Darren Sproles, 2008	53
8. Tim Dwight, 2004	50
Leon Johnson, 2003	50
10. Andre Coleman, 1994	49

PUNT RETURN YARDS

1. Darrien Gordon, 1996	537
2. Eric Metcalf, 1997	489
3. Darrien Gordon, 1994	475
4. Leslie "Speedy" Duncan, 1965	464
5. Mike Fuller, 1979	448
6. Mike Fuller, 1978	436
Mike Fuller, 1976	436
8. Leslie "Speedy" Duncan, 1967	434
9. Mike Fuller, 1975	410
10. Lionel James, 1987	400

PUNT RETURN TOUCHDOWNS

1. Eric Metcalf, 1997	3
2. Darrien Gordon, 1994	2
Ron Smith, 1973	2
Leslie "Speedy" Duncan, 1965	2
5. Darren Sproles, 2007, 2009	1
Tim Dwight, 2001	1
Darrien Gordon, 1996	1
Andre Coleman, 1995	1
Nate Lewis, 1990	1
Kitrick Taylor, 1990	1
(7) others with 1 each	

PUNT RETURNS

1. Mike Fuller, 1979	46
2. Eric Metcalf, 1997	45
3. Mike Fuller, 1978	39
4. Eric Parker, 2006	37
5. Darrien Gordon, 1996	36
Darrien Gordon, 1994	36
Mike Fuller, 1975	36
Leslie "Speedy" Duncan, 1967	36
9. Mike Fuller, 1976	33
10. Latario RachaL, 1998	32
Lionel James, 1987	32





BIG DAYS

*AFC Championship **AFC Playoff #Super Bowl @AFL Championship Game

300 YARDS PASSING (129 total, 122 regular season, 7 postseason)

- 444 — Dan Fouts at San Francisco, Dec. 11, 1982 (33 of 48, 5 TD)
Dan Fouts vs. N.Y. Giants, Oct. 19, 1980 (26 of 41, 3 TD)
- 440 — Dan Fouts vs. Seattle, Sept. 15, 1985 (29 of 43, 4 TD)
- 436 — Philip Rivers vs. Baltimore, Sept. 20, 2009 (25 of 45, 2 TD)
Dan Fouts vs. L.A. Raiders, Nov. 10, 1985 (26 of 41, 4 TD)
- 435 — Dan Fouts vs. Cincinnati, Sept. 14, 1982 (25 of 40, 1 TD)
- 433 — Dan Fouts at Miami, Jan. 2, 1982 (33 of 53, 3 TD), OT **
- 410 — Dan Fouts vs. L.A. Raiders, Oct. 21, 1984 (24 of 45, 3 TD)
- 404 — Jim Harbaugh at Minnesota, Nov. 28, 1999 (22 of 39, 1 TD)
- 389 — Jim McMahon vs. Houston, Sept. 17, 1989 (27 of 45, 2 TD)
- 388 — Dan Fouts at Oakland, Oct. 12, 1980 (23 of 39, 1 TD)
- 387 — Dan Fouts vs. Oakland, Sept. 14, 1980 (29 of 44, 3 TD), OT
- 380 — Dan Fouts vs. Miami, Nov. 18, 1984 (37 of 56, 4 TD), OT
- 378 — Drew Brees at Kansas City, Nov. 28, 2004 (28 of 37, 2 TD)
- 377 — Philip Rivers at Denver, Sept. 14, 2008 (22 of 33, 3 TD)
Doug Flutie vs. Seattle, Dec. 30, 2001 (34 of 53, 1 TD)
- 376 — Dan Fouts at Green Bay, Oct. 7, 1984 (31 of 50, 3 TD)
- 373 — Philip Rivers at Cleveland, Dec. 6, 2009 (18 of 25, 2 TD)
- 372 — Dan Fouts vs. Pittsburgh, Dec. 8, 1985 (21 of 33, 3 TD)
- 371 — Dan Fouts at Dallas, Oct. 26, 1980 (21 of 44, 3 TD)
- 369 — Dan Fouts at Houston, Dec. 17, 1978 (21 of 40, 4 TD)
Tobin Rote at N.Y. Jets, Nov. 2, 1963 (21 of 29, 3 TD)
- 363 — Drew Brees vs. Green Bay, Dec. 14, 2003 (28 of 48, 2 TD)
Dan Fouts vs. Denver, Nov. 9, 1980 (29 of 45, 1 TD)
- 362 — Mark Herrmann at Kansas City, Dec. 22, 1985 (37 of 58, 3 TD)
- 359 — John Hadl vs. Oakland, Dec. 15, 1968 (21 of 52, 1 TD)
- 358 — Stan Humphries vs. Baltimore, Sept. 28, 1997 (17 of 26, 3 TD)
John Hadl vs. N.Y. Jets, Oct. 31, 1971 (19 of 27, 4 TD)
- 357 — Dan Fouts at New England, Oct. 16, 1983 (25 of 37, 1 TD)
Dan Fouts at L.A. Raiders, Nov. 22, 1982 (25 of 42, 1 TD)
Jack Kemp vs. Dallas Texans, Nov. 19, 1961 (15 of 27, 2 TD)
- 355 — Stan Humphries vs. Denver, Oct. 18, 1992 (20 of 27, 2 TD)
- 354 — Dan Fouts vs. N.Y. Jets, Sept. 4, 1983 (20 of 36, 2 TD)
- 353 — Doug Flutie at Dallas, Sept. 23, 2001 (23 of 38, 2 TD)
- 352 — Dan Fouts vs. Denver, Oct. 12, 1986 (26 of 40, 1 TD)
Dan Fouts vs. Cincinnati, Nov. 8, 1981 (20 of 40, 2 TD)
- 351 — Dan Fouts vs. Cleveland, Sept. 25, 1983 (24 of 38, 3 TD)
Dan Fouts at Tampa Bay, Dec. 13, 1981 (33 of 49, 1 TD)
- 350 — Billy Joe Tolliver at Washington, Dec. 10, 1989 (24 of 39, 2 TD)
Dan Fouts vs. Kansas City, Nov. 25, 1979 (27 of 43, 3 TD)
- 348 — Jim Harbaugh at St. Louis, Oct. 1, 2000 (27 of 40, 2 TD)
- 346 — Philip Rivers at Kansas City, Dec. 14, 2008 (34 of 48, 2 TD)
- 345 — John Hadl at Denver, Oct. 22, 1967 (15 of 34, 3 TD)
- 344 — Mark Herrmann at Seattle, Oct. 6, 1985 (26 of 35, 3 TD)
Dan Fouts at Cincinnati, Sept. 22, 1985 (25 of 43, 4 TD)
- 343 — Dan Fouts at Houston, Nov. 24, 1985 (24 of 36, 2 TD)
Dan Fouts vs. Buffalo, Dec. 1981 (28 of 42, 2 TD)
- 342 — Dan Fouts vs. Philadelphia, Nov. 30, 1980 (20 of 28, 2 TD)
- 341 — Philip Rivers at N.O. (at London), Oct. 26, 2008 (25 of 40, 3 TD)
John Hadl at Houston, Dec. 4, 1966 (20 of 35, 4 TD)
- 340 — Ed Luther vs. Dallas, Nov. 13, 1983 (26 of 43, 1 TD)
- 339 — Drew Brees vs. Buffalo, Nov. 20, 2005 (28 of 33, 4 TD)
Dan Fouts vs. Seattle, Dec. 13, 1980 (28 of 42, 1 TD)
- 338 — Philip Rivers at Cincinnati, Nov. 12, 2006 (24 of 36, 3 TD)
Ed Luther at St. Louis, Nov. 20, 1983 (24 of 50, 1 TD)
Dan Fouts at Seattle, Sept. 18, 1983 (21 of 41, 4 TD)
Dan Fouts vs. Atlanta, Dec. 2, 1979 (28 of 38, 1 TD)
- 337 — Stan Humphries vs. S.F., Dec. 11, 1994 (25 of 43, 1 TD)
Dan Fouts vs. Denver, Nov. 28, 1982 (27 of 40, 3 TD)
Jack Kemp at Houston, Sept. 18, 1960 (27 of 44, 4 TD)
- 336 — Drew Brees vs. San Francisco, Nov. 17, 2002 (29 of 50, 2 TD)
Dan Fouts vs. Houston, Sept. 16, 1984 (26 of 37)
Dan Fouts vs. Oakland, Jan. 11, 1981 (22 of 45, 2 TD) *
- 334 — Philip Rivers at San Francisco, Oct. 15, 2006 (29 of 39, 2 TD)
Dan Fouts vs. Pittsburgh, Dec. 13, 1987 (29 of 52, 1 TD)
- 333 — Ed Luther vs. Kansas City, Dec. 16, 1984 (24 of 44, 1 TD)
Dan Fouts at Pittsburgh, Jan. 9, 1983 (27 of 42, 3 TD) **
Dan Fouts vs. Houston, Dec. 29, 1979 (25 of 47) **
Dan Fouts vs. Cleveland, Nov. 3, 1974 (12 of 21, 4 TD)
332 — Drew Brees vs. Seattle, Dec. 29, 2002 (27 of 49, 3 TD)
Dan Fouts at Seattle, Sept. 9, 1984 (23 of 40, 2 TD)
John Hadl vs. Denver, Dec. 12, 1971 (21 of 36, 4 TD)
- 331 — Dan Fouts vs. Seattle, Oct. 9, 1983 (28 of 36, 1 TD)
John Hadl at N.Y. Jets, Oct. 8, 1966 (22 of 41, 1 TD)
- 330 — Dan Fouts at Cleveland, Sept. 7, 1981 (19 of 25, 3 TD)
- 329 — Dan Fouts vs. New England, Nov. 9, 1975 (25 of 42, 1 TD)
- 326 — Dan Fouts at L.A., Oct. 21, 1979 (17 of 32, 2 TD)
John Hadl at N.Y. Jets, Oct. 5, 1968 (17 of 37, 3 TD)
- 325 — Jim Harbaugh vs. Oakland, Dec. 26, 1999 (23 of 36, 2 TD)
John Hadl at Denver, Dec. 1, 1968 (21 of 35, 5 TD)
John Hadl vs. Cincinnati, Sept. 6, 1968 (20 of 37, 2 TD)
- 324 — Drew Brees vs. Kansas City, Oct. 30, 2005 (25 of 43, 3 TD)
- 322 — Dan Fouts vs. Denver, Nov. 29, 1987 (23 of 40)
- 321 — John Friesz vs. Cleveland, Oct. 20, 1991 (33 of 54, 1 TD)
John Hadl at Oakland, Nov. 21, 1971 (20 of 36, 2 TD)
John Hadl vs. Denver, Oct. 20, 1968 (9 of 18, 4 TD)
- 320 — Mark Herrmann vs. Kansas City, Oct. 13, 1985 (26 of 36, 2 TD)
- 319 — Drew Brees vs. N.Y. Jets, Jan. 8, 2005 (31 of 42, 2 TD) **
Drew Brees vs. Kansas City, Oct. 13, 2002 (28 of 41, 2 TD)
- 318 — Dan Fouts vs. Seattle, Oct. 14, 1979 (28 of 35, 3 TD)
John Hadl at Oakland, Oct. 29, 1967 (19 of 39, 1 TD)
- 317 — Philip Rivers vs. Kansas City, Nov. 29, 2009 (21 of 28, 2 TD)
- 316 — Philip Rivers vs. Kansas City, Nov. 9, 2008 (27 of 36, 2 TD)
Dan Fouts vs. Detroit, Sept. 13, 1981 (18 of 25, 1 TD)
- 315 — Stan Humphries at Kansas City, Oct. 9, 1995 (24 of 34, 1 TD)
Dan Fouts vs. Cleveland, Nov. 1, 1987 (25 of 42, 2 TD)
Dan Fouts at L.A. Raiders, Oct. 28, 1985 (23 of 50)
John Hadl vs. Oakland, Dec. 3, 1967 (18 of 40, 2 TD)
Jack Kemp at Boston, Oct. 7, 1961 (12 of 24, 3 TD)
- 314 — Ed Luther vs. Washington, Oct. 31, 1983 (19 of 36, 2 TD)
Dan Fouts vs. Buffalo, Jan. 3, 1981 (22 of 37, 2 TD) **
John Hadl at Buffalo, Oct. 10, 1965 (18 of 29, 3 TD)
- 313 — Dan Fouts vs. Miami, Oct. 15, 1978 (22 of 30, 1 TD)
- 312 — John Hadl vs. Buffalo, Nov. 25, 1965 (18 of 37)
- 311 — Ryan Leaf at Denver, Nov. 19, 2000 (13 of 27, 3 TD)
Stan Humphries vs. Detroit, Nov. 11, 1996 (24 of 32, 3 TD)
- 310 — Dan Fouts vs. Minnesota, Oct. 11, 1981 (20 of 38, 2 TD)
- 309 — Philip Rivers at Jacksonville, Nov. 18, 2007 (22 of 30, 1 TD)
- 308 — Philip Rivers vs. Cincinnati, Dec. 20, 2009 (24 of 38, 3 TD)
Philip Rivers at Pittsburgh, Jan. 11, 2009 (21 of 35, 3 TD) **
Doug Flutie vs. Arizona, Nov. 25, 2001 (33 of 44, 2 TD)
Billy Joe Tolliver at Denver, Dec. 16, 1990 (26 of 51, 1 TD)
Dan Fouts vs. Pittsburgh, Dec. 22, 1980 (21 of 37)
- 307 — Doug Flutie at Philadelphia, Dec. 9, 2001 (20 of 44, 2 TD)
John Hadl vs. Kansas City, Oct. 15, 1967 (17 of 32, 2 TD)
Jack Kemp vs. Oakland, Nov. 27, 1960 (13 of 24, 2 TD)
- 306 — Philip Rivers vs. New England, Oct. 12, 2008 (18 of 27, 3 TD)
Philip Rivers at Green Bay, Sept. 23, 2007 (27 of 36, 3 TD)
John Friesz at L.A. Rams, Oct. 13, 1991 (21 of 33, 2 TD)
- 305 — Stan Humphries at Oakland, Sept. 3, 1995 (23 of 47, 1 TD)
Billy Joe Tolliver vs. Denver, Dec. 24, 1989 (22 of 48)
Dan Fouts at Denver, Oct. 7, 1979 (27 of 45)
- 304 — Craig Whelihan vs. Denver, Nov. 29, 1998 (30 of 53, 1 TD)
- 303 — Philip Rivers vs. Miami, Sept. 27, 2009 (18 of 33, 0 TD)
Dan Fouts vs. L.A. Raiders, Jan. 2, 1983 (18 of 38, 1 TD)
Dan Fouts at Oakland, Oct. 25, 1979 (21 of 37, 2 TD)
- 302 — Dan Fouts vs. Denver, Nov. 3, 1985 (23 of 34, 2 TD)
Dan Fouts vs. Seattle, Oct. 4, 1981 (30 of 40, 3 TD)
Jack Kemp at N.Y. Titans, Oct. 15, 1961 (15 of 38)

300-YARD PASSING GAMES BY PLAYER

Dan Fouts (56 total, 51 regular season, 5 postseason), John Hadl (16), Philip Rivers (15 total, 14 regular season, 1 postseason), Drew Brees (8 total, 7 regular season, 1 postseason), Stan Humphries (6), Jack Kemp (5), Doug Flutie (4), Ed Luther (4), Jim Harbaugh (3), Mark Herrmann (3), Billy Joe Tolliver (3), John Friesz (2), Ryan Leaf (1), Jim McMahon (1), Tobin Rote (1), Craig Whelihan (1).

300-YARD PASSING GAMES BY SEASON

1960 — Jack Kemp (2)	Dan Fouts (1 postseason)	1998 — Craig Whelihan (1)
1961 — Jack Kemp (3)	1983 — Dan Fouts (5)	1999 — Jim Harbaugh (2)
1963 — Tobin Rote (1)	Ed Luther (3)	2000 — Jim Harbaugh (1)
1965 — John Hadl (2)	1984 — Dan Fouts (5)	Ryan Leaf (1)
1966 — John Hadl (2)	Ed Luther (1)	2001 — Doug Flutie (4)
1967 — John Hadl (4)	1985 — Dan Fouts (7)	2002 — Drew Brees (3)
1968 — John Hadl (5)	1985 — Mark Herrmann (3)	2003 — Drew Brees (1)
1971 — John Hadl (3)	1986 — Dan Fouts (1)	2004 — Drew Brees (1 regular season)
1974 — Dan Fouts (1)	1987 — Dan Fouts (3)	Drew Brees (1 postseason)
1975 — Dan Fouts (1)	1989 — Billy Joe Tolliver (2)	2005 — Drew Brees (2)
1978 — Dan Fouts (2)	Jim McMahon (1)	2006 — Philip Rivers (2)
1979 — Dan Fouts (6 regular season)	1990 — Billy Joe Tolliver (1)	2007 — Philip Rivers (2)
Dan Fouts (1 postseason)	1991 — John Friesz (2)	2008 — Philip Rivers (5 regular season)
1980 — Dan Fouts (8 regular season)	1992 — Stan Humphries (1)	Philip Rivers (1 postseason)
Dan Fouts (2 postseason)	1994 — Stan Humphries (1)	2009 — Philip Rivers (5)
1981 — Dan Fouts (7 regular season)	1995 — Stan Humphries (2)	
Dan Fouts (1 postseason)	1996 — Stan Humphries (1)	
1982 — Dan Fouts (5 regular season)	1997 — Stan Humphries (1)	

100 YARDS RUSHING (174 total, 166 regular season, 8 postseason)

243 — LaDainian Tomlinson vs. Oakland, Dec. 28, 2002 (31 att., 2 TD)	LaDainian Tomlinson at Kansas City, Dec. 22, 2002 (24 att.)
220 — LaDainian Tomlinson vs. Denver, Dec. 1, 2002 (37 att., 3 TD)	Gary Anderson at Kansas City, Sept. 25, 1988 (23 att., 1 TD)
217 — LaDainian Tomlinson vs. N.E., Sept. 29, 2002 (27 att., 2TD)	Natrone Means at Indianapolis, Oct. 4, 1998 (31 att., 1 TD)
Gary Anderson vs. Kansas City, Dec. 18, 1988 (34 att., 1 TD)	Mike Garrett at Cleveland, Oct. 28, 1973 (19 att.)
206 — Keith Lincoln vs. Boston, Jan. 5, 1964 (13 att., 1 TD) @	Keith Lincoln vs. Oakland, Oct. 27, 1963 (15 att.)
200 — LaDainian Tomlinson at Cleveland, Oct. 19, 2003 (26 att., 1 TD)	129 — Chuck Muncie vs. L.A. Raiders, Jan. 2, 1983 (26 att., 2 TD)
199 — LaDainian Tomlinson vs. Kansas City, Dec. 17, 2006 (25 att., 2 TD)	128 — Marion Butts vs. Seattle, Nov. 25, 1990 (28 att.)
198 — LaDainian Tomlinson vs. Oakland, Oct. 14, 2007 (24 att., 4 TD)	Dick Post vs. Denver, Nov. 23, 1969 (17 att., 3 TD)
192 — LaDainian Tomlinson vs. N.Y. Giants, Sept. 25, 2005 (21 att., 3 TD)	Paul Lowe at Buffalo, Sept. 30, 1961 (22 att., 1 TD)
189 — Brad Hubbard vs. N.Y. Jets, Dec. 24, 1967 (15 att., 2 TD)	127 — Terrell Fletcher at Arizona, Dec. 27, 1998 (23 att.)
187 — LaDainian Tomlinson at Oakland, Sept. 28, 2003 (28 att., 1 TD)	Aaron Hayden vs. Cleveland, Dec. 3, 1995 (32 att., 2 TD)
184 — LaDainian Tomlinson at Washington, Nov. 27, 2005 (25 att., 3 TD)	Lionel James at Cincinnati, Sept. 22, 1985 (12 att., 1 TD)
183 — LaDainian Tomlinson vs. St. Louis, Oct. 29, 2006 (25 att., 2 TD)	Keith Lincoln at Kansas City, Oct. 20, 1963 (10 att., 1 TD)
Jermaine Fazande at Denver, Jan. 2, 2000 (30 att., 1 TD)	126 — Chuck Muncie at Pittsburgh, Jan. 9, 1983 (25 att.) **
Paul Lowe vs. Denver, Dec. 22, 1963 (17 att., 2 TD)	Chuck Muncie vs. Baltimore, Dec. 26, 1982 (16 att.)
181 — Gary Brown at Oakland, Oct. 5, 1997 (36 att., 1 TD)	Paul Lowe vs. N.Y. Jets, Dec. 11, 1966 (14 att., 2 TD)
178 — LaDainian Tomlinson at Buffalo, Dec. 3, 2006 (28 att., 2 TD)	125 — Natrone Means vs. Kansas City, Oct. 9, 1994 (19 att., 1 TD)
177 — LaDainian Tomlinson at Kansas City, Dec. 2, 2007 (23 att., 2 TD)	Paul Lowe vs. Oakland, Nov. 13, 1966 (10 att.)
176 — Marion Butts vs. Kansas City, Dec. 17, 1989 (39 att.)	124 — Earnest Jackson vs. Miami, Nov. 18, 1984 (28 att., 1 TD) OT
172 — LaDainian Tomlinson vs. Cleveland, Nov. 5, 2006 (18 att., 3 TD)	Rickey Young at Kansas City, Dec. 7, 1975 (25 att., 2 TD)
170 — Gary Anderson vs. Pittsburgh, Dec. 11, 1988 (26 att.)	123 — LaDainian Tomlinson vs. New England, Jan. 14, 2007 (23 att., 2 TD)
169 — Gary Brown vs. Indianapolis, Oct. 26, 1997 (28 att., 1 TD)	LaDainian Tomlinson at Seattle, Dec. 24, 2006 (22 att.)
166 — Keith Lincoln at Oakland, Sept. 30, 1962 (12 att., 1 TD)	Dick Post vs. Cincinnati, Oct. 4, 1969 (19 att.)
165 — Natrone Means at Kansas City, Sept. 20, 1998 (22 att., 1 TD)	122 — Darren Sproles vs. Detroit, Dec. 16, 2007 (25 att., 2 TD)
Paul Lowe at Houston, Jan. 1, 1961 (21 att., 1 TD) @	Terrell Fletcher at Washington, Dec. 6, 1998 (33 att.)
164 — LaDainian Tomlinson at Oakland, Nov. 21, 2004 (37 att., 1 TD)	Natrone Means at Philadelphia, Sept. 17, 1995 (24 att.)
162 — LaDainian Tomlinson vs. Minnesota, Nov. 9, 2003 (16 att., 2 TD)	Paul Lowe vs. Denver, Sept. 11, 1965 (18 att., 1 TD)
161 — Chuck Muncie at Cleveland, Sept. 7, 1981 (24 att., 1 TD)	121 — LaDainian Tomlinson at Houston, Sept. 12, 2004 (26 att., 1 TD)
Paul Lowe vs. N.Y. Jets, Oct. 13, 1963 (16 att., 1 TD)	Marion Butts at N.Y. Jets, Oct. 14, 1990 (26 att., 2 TD)
159 — Marion Butts vs. N.Y. Jets, Dec. 2, 1990 (26 att., 2 TD)	Dick Post vs. Denver, Oct. 20, 1968 (11 att., 1 TD)
157 — Clarence Williams vs. Buffalo, Sept. 16, 1979 (18 att., 4 TD)	Dick Post at Buffalo, Oct. 1, 1967 (20 att., 1 TD)
Don Woods vs. Miami, Sept. 29, 1974 (18 att., 2 TD)	120 — LaDainian Tomlinson at St. Louis, Nov. 10, 2002 (24 att., 1 TD)
Paul Lowe vs. Houston, Oct. 3, 1965 (20 att.)	Natrone Means at New Orleans, Oct. 16, 1994 (26 att., 3 TD)
155 — Earnest Jackson at L.A. Raiders, Sept. 24, 1984 (29 att., 1 TD)	Marion Butts vs. Indianapolis, Nov. 1, 1992 (27 att., 1 TD)
154 — Don Woods vs. Kansas City, Oct. 27, 1974 (22 att., 1 TD)	Gary Anderson vs. Seattle, Sept. 18, 1988 (19 att., 1 TD)
153 — LaDainian Tomlinson at Oakland, Oct. 20, 2002 (39 att., 1 TD)	Chuck Muncie at Miami, Jan. 2, 1982 (24 att., 1 TD) OT **
151 — Chuck Muncie at Seattle, Nov. 16, 1981 (20 att., 2 TD)	Marion Butts vs. Kansas City, Jan. 2, 1993 (15 att., 1 TD) **
Dick Post vs. Miami, Nov. 3, 1968 (21 att.)	Chuck Muncie vs. Buffalo, Dec. 6, 1981 (22 att., 1 TD)
150 — Rod Bernstein at Indianapolis, Oct. 18, 1992 (23 att., 2 TD)	118 — Natrone Means vs. Miami, Dec. 27, 1993 (18 att., 3 TD)
149 — Paul Lowe vs. Oakland, Nov. 27, 1960 (26 att., 1 TD)	Don Woods vs. Oakland, Oct. 13, 1974 (17 att., 1 TD)
147 — Michael Turner at Denver, Oct. 7, 2007 (10 att., 1 TD)	117 — Don Woods at Oakland, Nov. 17, 1974 (27 att., 1 TD)
LaDainian Tomlinson vs. Tennessee, Oct. 3, 2004 (17 att., 1 TD)	116 — LaDainian Tomlinson vs. Detroit, Dec. 16, 2007 (15 att., 2 TD)
Dick Post at Cincinnati, Sept. 21, 1969 (15 att.)	Gary Anderson vs. Denver, Nov. 3, 1985 (22 att., 1 TD)
146 — LaDainian Tomlinson at Tennessee, Dec. 9, 2007 (26 att., 1 TD)	Dick Post vs. Kansas City, Oct. 15, 1967 (15 att., 1 TD)
145 — LaDainian Tomlinson at Kansas City, Dec. 23, 2001 (27 att.)	115 — Darren Sproles vs. Denver, Dec. 28, 2008 (14 att., 1 TD)
Gary Anderson at Atlanta, Nov. 13, 1988 (24 att.)	Natrone Means vs. Denver, Sept. 24, 1995 (27 att., 2 TD)
Mike Garrett vs. Oakland, Dec. 3, 1972 (28 att.)	Natrone Means vs. Seattle, Sept. 10, 1995 (26 att.)
144 — Lydell Mitchell vs. Kansas City, Nov. 12, 1978 (29 att.), OT	Chuck Muncie vs. Pittsburgh, Dec. 22, 1980 (26 att., 1 TD)
142 — Don Woods at N.Y. Jets, Dec. 1, 1974 (25 att., 1 TD)	Chuck Muncie vs. Denver, Nov. 9, 1980 (23 att.)
140 — LaDainian Tomlinson at Oakland, Oct. 16, 2005 (31 att., 1 TD)	114 — LaDainian Tomlinson at Cincinnati, Sept. 8, 2002 (21 att., 1 TD)
Dick Post vs. Cincinnati, Sept. 6, 1968 (16 att., 1 TD)	Rod Bernstein vs. Denver, Dec. 30, 1990 (27 att.)
139 — Natrone Means vs. Miami, Jan. 8, 1995 (24 att., 1 TD) **	Marion Butts vs. Denver, Nov. 11, 1990 (16 att.)
138 — Michael Turner vs. Tennessee, Sept. 17, 2006 (13 att.)	113 — Michael Turner at Indianapolis, Dec. 18, 2005 (8 att., 1 TD)
137 — Paul Lowe at Boston, Oct. 28, 1960 (8 att., 2 TD)	LaDainian Tomlinson vs. Denver, Dec. 5, 2004 (30 att., 2 TD)
134 — LaDainian Tomlinson at New England, Oct. 2, 2005 (25 att., 2 TD)	LaDainian Tomlinson vs. Washington, Sept. 9, 2001 (36 att., 2 TD)
133 — Don Woods vs. Philadelphia, Oct. 6, 1974 (21 att.)	Dick Post at Oakland, Nov. 16, 1969 (20 att.)
132 — LaDainian Tomlinson vs. Kansas City, Sept. 30, 2007 (20 att., 1 TD)	112 — Natrone Means vs. Denver, Dec. 18, 1998 (21 att., 1 TD)
Mike Garrett at Baltimore, Oct. 8, 1972 (27 att., 2 TD)	Rod Bernstein vs. Kansas City, Sept. 29, 1991 (26 att., 1 TD)
131 — LaDainian Tomlinson at Oakland, Sept. 11, 2006 (31 att., 1 TD)	John Cappelletti at Seattle, Sept. 7, 1980 (16 att.)
LaDainian Tomlinson vs. Tampa Bay, Dec. 12, 2004 (25 att., 1 TD)	Paul Lowe at Denver, Nov. 7, 1965 (17 att.)



Big Days, continued

- 111 — LaDainian Tomlinson at Cleveland, Dec. 19, 2004 (26 att., 2 TD)
Rickey Young vs. N.Y. Jets, Dec. 15, 1975 (21 att., 1 TD)
- 110 — LaDainian Tomlinson at Buffalo, Dec. 15, 2002 (28 att., 1 TD)
Chuck Muncie at Kansas City, Sept. 12, 1983 (27 att., 1 TD)
Paul Lowe at N.Y. Titans, Oct. 23, 1965 (16 att., 2 TD)
Paul Lowe vs. N.Y. Titans, Nov. 5, 1961 (9 att., 1 TD)
- 109 — LaDainian Tomlinson vs. Oakland, Nov. 26, 2006 (19 att., 2 TD)
Mike Thomas vs. Kansas City, Nov. 16, 1980 (27 att., 2 TD)
Fred Ford vs. N.Y. Titans, Dec. 18, 1960 (7 att., 1 TD)
- 108 — Dick Post at Kansas City, Nov. 19, 1967 (18 att., 1 TD)
Gerry McDougall vs. Oakland, Dec. 2, 1962 (22 att., 2 TD)
- 107 — LaDainian Tomlinson vs. Denver, Dec. 24, 2007 (19 att., 1 TD)
LaDainian Tomlinson at N.Y. Jets, Nov. 6, 2005 (25 att., 3 TD)
LaDainian Tomlinson vs. Cincinnati, Sept. 30, 2001 (21 att., 3 TD)
Natrone Means vs. Cincinnati, Sept. 11, 1994 (21 att., 1 TD)
- 106 — LaDainian Tomlinson at Oakland, Sept. 28, 2008 (20 att., 2 TD)
LaDainian Tomlinson vs. Kansas City, Nov. 30, 2003 (19 att., 1 TD)
Dick Post vs. Buffalo, Dec. 14, 1969 (19 att., 2 TD)
Russ Smith at Denver, Dec. 1, 1968 (18 att., 1 TD)
Paul Lowe at Oakland (S.F.), Oct. 22, 1961 (11 att., 2 TD)
Paul Lowe vs. Denver, Dec. 10, 1960 (19 att., 1 TD)
- 105 — Darren Sproles vs. Indianapolis, Jan. 3, 2009 (22 att., 2 TD) **
LaDainian Tomlinson at N.O. (at London), Oct. 26, 2008 (19 att.)
LaDainian Tomlinson at Denver, Nov. 19, 2006 (20 att., 3 TD)
LaDainian Tomlinson vs. Baltimore, Sept. 21, 2003 (23 att., 1 TD)
Natrone Means at Minnesota, Nov. 7, 1993 (17 att., 1 TD)
James Brooks vs. Cincinnati, Dec. 20, 1982 (12 att., 3 TD)
- Don Woods vs. L.A., Oct. 12, 1975 (24 att., 1 TD) OT
Don Woods vs. Denver, Dec. 15, 1974 (24 att., 1 TD)
- 104 — LaDainian Tomlinson at Cincinnati, Nov. 12, 2006 (22 att., 4 TD)
Natrone Means vs. Seattle, Oct. 30, 1994 (26 att., 1 TD)
Marion Butts vs. Tampa Bay, Nov. 22, 1992 (22 att.)
Rod Bernstine vs. Miami, Dec. 25, 1991 (13 att., 3 TD)
Mike Garrett vs. Denver, Sept. 24, 1972 (21 att., 1 TD)
Gene Foster at Oakland, Oct. 13, 1968 (27 att., 1 TD)
Gene Foster at Oakland, Sept. 19, 1965 (21 att.)
- 103 — LaDainian Tomlinson vs. Denver, Dec. 10, 2006 (28 att., 3 TD)
Jesse Chatman vs. Jacksonville, Oct. 10, 2004 (11 att., 1 TD)
Rod Bernstine at Denver, Sept. 22, 1991 (18 att.)
Marion Butts vs. Cincinnati, Sept. 16, 1990 (18 att.)
- 102 — LaDainian Tomlinson at Cleveland, Oct. 7, 2001 (19 att., 1 TD)
Natrone Means at Atlanta, Nov. 6, 1994 (25 att.)
Chuck Muncie vs. Minnesota, Oct. 11, 1981 (21 att., 2 TD)
Mike Garrett vs. Houston, Nov. 26, 1972 (17 att.)
Keith Lincoln vs. Houston, Dec. 1, 1963 (13 att., 1 TD)
Jacque MacKinnon vs. Buffalo, Nov. 11, 1962 (17 att.)
- 101 — Natrone Means at Oakland, Oct. 11, 1998 (37 att.)
Lydell Mitchell vs. Cincinnati, Nov. 5, 1978 (28 att.)
Keith Lincoln at Buffalo, Nov. 17, 1963 (10 att., 1 TD)
- 100 — Natrone Means vs. Denver, Oct. 23, 1994 (19 att.)
Gary Anderson vs. Kansas City, Nov. 2, 1986 (25 att.)
Cid Edwards at Houston, Sept. 15, 1974 (16 att.)
Keith Lincoln at Denver, Nov. 8, 1964 (20 att., 1 TD)
Paul Lowe at Dallas Texans, Sept. 10, 1961 (13 att., 1 TD)

100-YARD RUSHING GAMES BY PLAYER

LaDainian Tomlinson (47 total, 46 regular season, 1 postseason), Paul Lowe (16 total, 15 regular season, 1 postseason), Natrone Means (16 total, 15 regular season, 1 postseason), Chuck Muncie (11 total, 9 regular season, 2 post-season), Dick Post (11), Marion Butts (9 total, 8 regular season, 1 postseason), Don Woods (8), Gary Anderson (7), Keith Lincoln (7 total, 6 regular season, 1 postseason), Rod Bernstine (5), Mike Garrett (5), Darren Sproles (3 total, 2 regular season, 1 post-season), Michael Turner (3), Gary Brown (2), Terrell Fletcher (2), Gene Foster (2), Earnest Jackson (2), Lydell Mitchell (2), Rickey Young (2), James Brooks (1), John Cappelletti (1), Jesse Chatman (1), Cid Edwards (1), Jermaine Fazande (1), Fred Ford (1), Aaron Hayden (1), Brad Hubbard (1), Lionel James (1), Jacque MacKinnon (1), Gerry McDougall (1), Russ Smith (1), Mike Thomas (1), Clarence Williams (1).

100-YARD RUSHING GAMES BY SEASON

- | | | |
|---|--|--|
| 1960 — Paul Lowe (3 regular season)
Fred Ford (1)
Paul Lowe (1 postseason) | 1978 — Lydell Mitchell (2)
1979 — Clarence Williams (1)
1980 — Chuck Muncie (2)
John Cappelletti (1)
Mike Thomas (1) | 1995 — Natrone Means (3)
Aaron Hayden (1)
1997 — Gary Brown (2)
1998 — Natrone Means (4)
Terrell Fletcher (2) |
| 1961 — Paul Lowe (4)
1962 — Keith Lincoln (1)
Jacque MacKinnon (1) | 1981 — Chuck Muncie (4 regular season)
Chuck Muncie (1 postseason) | 1999 — Jermaine Fazande (1)
2001 — LaDainian Tomlinson (4)
2002 — LaDainian Tomlinson (7)
2003 — LaDainian Tomlinson (6)
2004 — LaDainian Tomlinson (6)
Jesse Chatman (1) |
| 1962 — Gerry McDougall (1)
1963 — Keith Lincoln (4 regular season)
Paul Lowe (2)
Keith Lincoln (1 postseason) | 1982 — Chuck Muncie (2 regular season)
James Brooks (1)
Chuck Muncie (1 postseason) | 2005 — LaDainian Tomlinson (5)
Michael Turner (1)
2006 — LaDainian Tomlinson (10 regular season)
LaDainian Tomlinson (1 postseason)
Michael Turner (1) |
| 1964 — Keith Lincoln (1)
1965 — Paul Lowe (4)
1966 — Gene Foster (1)
1965 — Paul Lowe (2)
1967 — Dick Post (3)
Brad Hubbard (1) | 1983 — Chuck Muncie (1)
1984 — Earnest Jackson (2)
1985 — Gary Anderson (1)
Lionel James (1)
1986 — Gary Anderson (1)
1988 — Gary Anderson (5)
1989 — Marion Butts (1)
1990 — Marion Butts (5)
Rod Bernstine (1) | 2007 — LaDainian Tomlinson (6)
Darren Sproles (1)
Michael Turner (1) |
| 1968 — Dick Post (3)
Gene Foster (1)
Russ Smith (1)
Dick Post (5)
1969 — Mike Garrett (4)
1973 — Mike Garrett (1)
1974 — Don Woods (7)
Cid Edwards (1)
1975 — Rickey Young (2)
Don Woods (1) | 1991 — Rod Bernstine (3)
1992 — Marion Butts (2 regular season)
Rod Bernstine (1)
Marion Butts (1 postseason)
1993 — Natrone Means (2)
1994 — Natrone Means (6 regular season)
Natrone Means (1 postseason) | 2008 — LaDainian Tomlinson (2 regular season)
Darren Sproles (1 regular season)
Darren Sproles (1 postseason) |

100 YARDS RECEIVING (309 total, 296 regular season, 13 postseason)

- | | |
|--|--|
| 260 — Wes Chandler vs. Cincinnati, Dec. 20, 1982 (10 rec., 2 TD)
243 — Wes Chandler vs. Seattle, Sept. 15, 1985 (13 rec., 1 TD)
232 — Lance Alworth at Kansas City, Oct. 20, 1963 (9 rec., 2 TD)
213 — Lance Alworth at Oakland, Oct. 29, 1967 (10 rec., 1 TD)
211 — Lance Alworth vs. Denver, Sept. 11, 1965 (7 rec., 1 TD)
210 — Lance Alworth at Boston, Nov. 10, 1963 (13 rec., 1 TD)
203 — Lance Alworth vs. Oakland, Nov. 1, 1964 (8 rec., 2 TD)
194 — Wes Chandler vs. Cincinnati, Nov. 8, 1981 (10 rec., 2 TD)
191 — Charlie Joiner at Cleveland, Sept. 7, 1981 (6 rec.)
188 — Gary Garrison vs. N.Y. Jets, Sept. 28, 1969 (10 rec., 2 TD)
185 — Lance Alworth vs. Buffalo, Nov. 26, 1964 (4 rec., 2 TD)
183 — Lance Alworth vs. Houston, Sept. 21, 1968 (8 rec., 1 TD)
182 — Lance Alworth at Oakland, Oct. 13, 1968 (9 rec., 1 TD)
181 — David Boston at Jacksonville, Oct. 5, 2003 (14 rec., 2 TD)
Lance Alworth at Kansas City, Nov. 14, 1965 (6 rec., 1 TD) | 180 — Lance Alworth at N.Y. Jets, Nov. 2, 1963 (5 rec., 1 TD)
179 — Bobby Duckworth vs. Chicago, Dec. 3, 1984 (3 rec., 1 TD)
177 — Lance Alworth at Boston, Oct. 23, 1966 (6 rec., 2 TD)
175 — Dave Kocourek vs. Buffalo, Dec. 10, 1961 (3 rec., 1 TD)
172 — Tony Martin vs. San Francisco, Dec. 11, 1994 (9 rec., 1 TD)
171 — Kellen Winslow vs. Pittsburgh, Dec. 22, 1980 (10 rec., 2 TD)
Charlie Joiner vs. N.Y. Giants, Oct. 19, 1980 (10 rec., 1 TD)
Lance Alworth at Denver, Dec. 1, 1968 (9 rec., 4 TD)
169 — Lance Alworth at Kansas City, Oct. 27, 1968 (6 rec.)
Lance Alworth at Kansas City, Nov. 15, 1964 (5 rec., 1 TD)
Dave Kocourek vs. Dallas Texans, Nov. 19, 1961 (7 rec., 1 TD)
168 — Tony Martin at Indianapolis, Dec. 17, 1995 (10 rec., 2 TD)
Lionel James vs. L.A. Raiders, Nov. 10, 1985 (11 rec., 1 TD)
Charlie Joiner at L.A., Oct. 21, 1979 (7 rec.) |
|--|--|



- Lance Alworth at Buffalo, Oct. 10, 1965 (8 rec., 2 TD)
- 167 — Antonio Gates at Cleveland, Dec. 6, 2009 (8 rec.)
- 166 — Kellen Winslow at Miami, Jan. 2, 1982 (13 rec., 1 TD) OT **
Charlie Joiner vs. Detroit, Sept. 13, 1981 (7 rec.)
- 165 — Gary Garrison at Chicago, Oct. 18, 1970 (8 rec., 2 TD)
- 164 — John Jefferson vs. Philadelphia, Nov. 30, 1980 (8 rec.)
- 163 — Tony Martin vs. Seattle, Sept. 10, 1995 (13 rec., 1 TD)
Gary Garrison at N.Y. Jets, Oct. 5, 1968 (6 rec., 2 TD)
- 162 — Anthony Miller vs. Houston, Sept. 17, 1989 (7 rec., 2 TD)
Kellen Winslow vs. Kansas City, Dec. 11, 1983 (14 rec., 3 TD)
Gary Garrison vs. N.Y. Jets, Oct. 31, 1971 (6 rec., 1 TD)
- 160 — John Jefferson at Dallas, Oct. 26, 1980 (8 rec., 1 TD)
Lance Alworth vs. Oakland, Dec. 19, 1965 (5 rec., 1 TD)
Dave Kocourek at Boston, Oct. 7, 1961 (3 rec., 1 TD)
- 157 — Kellen Winslow at Green Bay, Oct. 7, 1984 (15 rec.)
- 156 — Curtis Conway vs. Seattle, Dec. 30, 2001 (11 rec., 1 TD)
Gary Garrison at Denver, Dec. 10, 1972 (10 rec., 1 TD)
Lance Alworth vs. Kansas City, Dec. 18, 1966 (8 rec., 1 TD)
- 155 — Tony Martin vs. Baltimore, Sept. 28, 1997 (4 rec., 3 TD)
John Jefferson vs. Chicago, Dec. 4, 1978 (7 rec., 1 TD)
- 154 — Wes Chandler vs. Pittsburgh, Dec. 8, 1985 (5 rec., 2 TD)
- 153 — Kellen Winslow at Cincinnati, Nov. 2, 1980 (9 rec., 1 TD)
- 152 — Curtis Conway vs. San Francisco, Nov. 17, 2002 (7 rec.)
Tony Martin at Seattle, Sept. 18, 1994 (5 rec., 1 TD)
Anthony Miller vs. Washington, Dec. 10, 1989 (8 rec., 1 TD)
- 150 — Wes Chandler at Seattle, Oct. 6, 1985 (9 rec., 2 TD)
- 149 — Anthony Miller at L.A. Rams, Oct. 13, 1991 (7 rec., 1 TD)
John Jefferson at Houston, Dec. 17, 1978 (6 rec., 2 TD)
Jerry LeVias vs. Denver, Dec. 9, 1973 (5 rec., 1 TD)
Gary Garrison vs. Kansas City, Dec. 20, 1970 (5 rec.)
Lance Alworth at N.Y. Jets, Oct. 8, 1966 (10 rec.)
- 148 — Vincent Jackson vs. Oakland, Dec. 4, 2008 (5 rec., 1 TD)
LaDainian Tomlinson at Detroit, Dec. 7, 2003 (9 rec., 2 TD)
Tony Martin at Kansas City, Nov. 24, 1996 (5 rec., 2 TD)
- 147 — Lance Alworth vs. Boston, Dec. 7, 1969 (6 rec., 1 TD)
Lance Alworth at Houston, Dec. 4, 1966 (4 rec., 2 TD)
Lance Alworth vs. N.Y. Jets, Dec. 4, 1965 (7 rec., 2 TD)
- 146 — Kellen Winslow vs. Houston, Sept. 16, 1984 (10 rec.)
- 145 — Antonio Gates vs. Kansas City, Oct. 30, 2005 (10 rec., 3 TD)
Charlie Joiner at San Francisco, Dec. 11, 1982 (8 rec.)
Lance Alworth vs. Houston, Oct. 3, 1965 (4 rec., 2 TD)
- 144 — LaDainian Tomlinson vs. Green Bay, Dec. 14, 2003 (11 rec., 2 TD)
Jeff Graham at Denver, Nov. 19, 2000 (4 rec., 2 TD)
Kellen Winslow at Oakland, Nov. 22, 1981 (13 rec., 5 TD)
Dave Kocourek vs. Oakland [at S.F.], Dec. 4, 1960 (7 rec., 1 TD)
- 143 — Curtis Conway at Buffalo, Oct. 15, 2000 (7 rec., 1 TD)
- 142 — Vincent Jackson at Kansas City, Oct. 25, 2009 (5 rec., 1 TD)
Anthony Miller at Minnesota, Nov. 7, 1993 (7 rec., 1 TD)
Anthony Miller vs. Seattle, Oct. 4, 1992 (9 rec., 2 TD)
Harrison Davis vs. Cleveland, Nov. 3, 1974 (4 rec., 1 TD)
Lance Alworth at Denver, Oct. 22, 1967 (5 rec., 1 TD)
Lance Alworth vs. N.Y. Jets, Oct. 23, 1965 (7 rec., 1 TD)
- 141 — Vincent Jackson vs. Baltimore, Sept. 20, 2009 (6 rec., 1 TD)
Jeff Graham at Minnesota, Nov. 28, 1999 (6 rec.)
- 140 — Malcom Floyd vs. Washington, Jan. 3, 2010 (9 rec.)
Wes Chandler at Houston, Dec. 6, 1987 (10 rec.)
Dave Kocourek vs. Houston, Sept. 23, 1962 (5 rec.)
- 139 — David Boston vs. Cincinnati, Nov. 23, 2003 (9 rec., 2 TD)
- 138 — Tony Martin at Oakland, Sept. 22, 1996 (10 rec., 3 TD)
Wes Chandler vs. L.A. Raiders, Jan. 2, 1983 (6 rec., 1 TD)
- 137 — Anthony Miller vs. Cincinnati, Sept. 26, 1990 (9 rec.)
John Jefferson vs. Seattle, Oct. 14, 1979 (9 rec., 2 TD)
Lance Alworth at N.Y. Jets, Oct. 5, 1968 (8 rec., 1 TD)
- 135 — Charlie Joiner at Oakland, Oct. 12, 1980 (8 rec.)
- 134 — Vincent Jackson vs. New England, Oct. 12, 2008 (5 rec., 1 TD)
Wes Chandler vs. Cleveland, Sept. 25, 1983 (6 rec., 2 TD)
Charlie Joiner vs. St. Louis, Sept. 26, 1976 (5 rec., 1 TD)
Gene Foster vs. Miami, Oct. 2, 1966 (6 rec., 2 TD)
- 133 — Ronnie Harmon vs. Indianapolis, Dec. 31, 1995 (10 rec.) **
Pete Holohan at Seattle, Sept. 9, 1984 (6 rec.)
- 132 — Antonio Gates at N.Y. Jets, Nov. 6, 2005 (8 rec.)
Tony Martin vs. Cleveland, Dec. 3, 1995 (9 rec., 1 TD)
Kellen Winslow vs. Oakland, Sept. 14, 1980 (9 rec., 1 TD)
- 131 — Lance Alworth vs. Denver, Oct. 20, 1968 (4 rec., 1 TD)
- 130 — Charlie Joiner vs. Oakland, Jan. 11, 1981 (6 rec., 2 TD) *
John Jefferson vs. Kansas City, Nov. 12, 1978 (7 rec., 2 TD)
- 129 — Stephen Alexander vs. Seattle, Dec. 29, 2002 (8 rec., 1 TD)
Curtis Conway vs. Kansas City, Oct. 13, 2002 (8 rec.)
Anthony Miller vs. Denver, Oct. 25, 1992 (6 rec., 1 TD)
Anthony Miller vs. Philadelphia, Nov. 9, 1989 (5 rec., 2 TD)
- 128 — Bryan Still vs. Buffalo, Sept. 6, 1998 (6 rec., 1 TD)
Tony Martin at Indianapolis, Nov. 3, 1996 (6 rec., 1 TD)
Gary Garrison vs. Oakland, Dec. 15, 1968 (4 rec.)

- 127 — Charlie Joiner vs. Denver, Nov. 9, 1980 (9 rec.)
Lance Alworth vs. N.Y. Jets, Dec. 11, 1966 (7 rec.)
- 126 — Kellen Winslow vs. Buffalo, Dec. 6, 1981 (6 rec., 1 TD)
Dave Kocourek vs. Buffalo, Nov. 11, 1962 (7 rec., 1 TD)
- 125 — Wes Chandler at San Francisco, Dec. 11, 1982 (7 rec., 3 TD)
Lance Alworth vs. Cincinnati, Oct. 4, 1969 (8 rec.)
Lance Alworth vs. Miami, Nov. 12, 1967 (4 rec., 1 TD)
Jerry Robinson vs. Denver, Nov. 4, 1962 (3 rec., 1 TD)
- 124 — Darren Sproles vs. Baltimore, Sept. 20, 2009 (7 rec., 1 TD)
Antonio Gates at Pittsburgh, Oct. 4, 2009 (9 rec., 2 TD)
Anthony Miller vs. Seattle, Nov. 10, 1991 (5 rec.)
Wes Chandler vs. Philadelphia, Dec. 15, 1985 (5 rec.)
Wes Chandler at Pittsburgh, Jan. 9, 1983 (9 rec.) **
Charlie Joiner at Chicago, Oct. 25, 1981 (5 rec., 1 TD)
Lance Alworth vs. Houston, Oct. 25, 1970 (2 rec., 1 TD)
Lance Alworth vs. Buffalo, Nov. 25, 1965 (7 rec.)
Lance Alworth at Boston, Oct. 9, 1964 (8 rec., 2 TD)
Ralph Anderson at Boston, Sept. 21, 1960 (6 rec., 1 TD)
- 123 — Antonio Gates vs. Miami, Dec. 11, 2005 (13 rec., 1 TD)
Keenan McCardell vs. Dallas, Sept. 11, 2005 (9 rec., 2 TD)
Antonio Gates at Houston, Sept. 12, 2004 (8 rec.)
Anthony Miller at Seattle, Oct. 3, 1993 (10 rec., 1 TD)
Charlie Joiner vs. Kansas City, Nov. 25, 1979 (9 rec., 1 TD)
Keith Lincoln at Buffalo, Oct. 16, 1966 (5 rec., 1 TD)
Keith Lincoln vs. Boston, Jan. 5, 1964 (7 rec., 1 TD) @
Dave Kocourek vs. Houston, Dec. 24, 1961 (7 rec.)
- 122 — Gary Garrison vs. Baltimore, Sept. 20, 1970 (3 rec., 2 TD)
Lance Alworth vs. Buffalo, Dec. 14, 1969 (7 rec., 1 TD)
- 121 — Chris Chambers vs. Tennessee, Jan. 6, 2008 (6 rec.) **
Tony Martin vs. Miami, Nov. 5, 1995 (7 rec., 1 TD)
Charlie Joiner vs. Denver, Nov. 28, 1982 (7 rec.)
Gary Garrison at Cincinnati, Sept. 29, 1968 (5 rec., 2 TD)
Lance Alworth vs. Houston, Sept. 24, 1967 (10 rec., 1 TD)
Don Norton at N.Y. Oct. 15, 1961 (5 rec.)
- 120 — Vincent Jackson at Dallas, Dec. 13, 2009 (7 rec.)
Vincent Jackson vs. Miami, Sept. 27, 2009 (5 rec.)
Curtis Conway vs. Buffalo, Oct. 28, 2001 (9 rec.)
Shawn Jefferson at Oakland, Sept. 3, 1995 (6 rec., 1 TD)
Kellen Winslow vs. Baltimore, Dec. 26, 1982 (7 rec., 3 TD)
- 120 — Wes Chandler at Denver, Sept. 12, 1982 (4 rec.)
Don Norton vs. Dallas, Nov. 19, 1961 (6 rec.)
- 119 — Mark Seay vs. Cincinnati, Sept. 11, 1994 (8 rec., 2 TD)
Anthony Miller at Tampa Bay, Jan. 2, 1994 (7 rec., 1 TD)
Nate Lewis at Denver, Sept. 12, 1993 (10 rec., 1 TD)
Eric Siewers vs. Miami, Nov. 18, 1984 (12 rec., 2 TD)
Charlie Joiner at Indianapolis, Nov. 4, 1984 (9 rec., 1 TD)
Kellen Winslow at L.A. Raiders, Sept. 24, 1984 (9 rec., 1 TD)
Don Woods vs. Cleveland, Nov. 3, 1974 (3 rec., 2 TD)
Gary Garrison at Detroit, Oct. 22, 1972 (7 rec., 2 TD)
Gary Garrison vs. Denver, Nov. 23, 1967 (4 rec.)
Lance Alworth vs. Miami, Oct. 2, 1966 (6 rec., 2 TD)
Lance Alworth vs. Houston, Sept. 12, 1964 (6 rec., 1 TD)
Don Norton at Oakland, Dec. 8, 1963 (6 rec., 1 TD)
Don Norton vs. Oakland, Nov. 27, 1960 (4 rec., 1 TD)
- 118 — Antonio Gates vs. Kansas City, Nov. 29, 2009 (7 rec., 2 TD)
Eric Parker vs. Tampa Bay, Dec. 12, 2004 (6 rec., 1 TD)
Curtis Conway at Denver, Nov. 19, 2000 (4 rec., 1 TD)
Charlie Joiner vs. Kansas City, Oct. 13, 1985 (6 rec., 1 TD)
Lionel James at Cincinnati, Sept. 22, 1985 (5 rec., 1 TD)
Wes Chandler vs. Baltimore, Dec. 26, 1982 (4 rec., 2 TD)
Wes Chandler at L.A., Nov. 22, 1982 (7 rec.)
- 117 — Antonio Gates vs. Green Bay, Dec. 14, 2003 (5 rec.)
Curtis Conway at New England, Oct. 14, 2001 (4 rec.)
Kellen Winslow at St. Louis, Nov. 20, 1983 (5 rec., 1 TD)
Gary Garrison vs. Cincinnati, Sept. 30, 1973 (4 rec.)
- 116 — Tony Martin at N.Y. Jets, Dec. 18, 1994 (3 rec., 2 TD)
Ronnie Harmon at Denver, Dec. 16, 1990 (8 rec.)
Anthony Miller vs. Seattle, Oct. 15, 1989 (7 rec.)
Wes Chandler vs. Pittsburgh, Dec. 13, 1987 (7 rec.)
Kellen Winslow vs. Cincinnati, Dec. 20, 1982 (6 rec.)
Gary Garrison at Cincinnati, Sept. 22, 1974 (8 rec.)
- 115 — Bob Duckworth at Minnesota, Sept. 2, 1984 (4 rec.)
Eric Siewers at Seattle, Sept. 18, 1983 (6 rec., 2 TD)
Charlie Joiner at Denver, Oct. 7, 1979 (7 rec.)
Gary Garrison vs. N.Y. Jets, Dec. 24, 1967 (8 rec.)
- 114 — Vincent Jackson vs. Tennessee, Jan. 6, 2008 (5 rec., 1 TD) **
Jeff Graham at Seattle, Dec. 12, 1999 (9 rec.)
Mark Seay vs. Arizona, Dec. 9, 1995 (7 rec., 2 TD)
John Jefferson at Oakland, Oct. 12, 1980 (5 rec., 1 TD)
Gary Garrison at Oakland, Nov. 22, 1970 (6 rec., 2 TD)
Lance Alworth at Denver, Oct. 6, 1963 (4 rec., 1 TD)
- 113 — Curtis Conway vs. Houston, Sept. 15, 2002 (5 rec., 1 TD)
Jeff Graham vs. Pittsburgh, Dec. 24, 2000 (4 rec.)



Big Days, continued

- Jeff Graham at Buffalo, Oct. 15, 2000 (9 rec., 1 TD)
- Antonio Gates at Denver, Oct. 7, 2007 (7 rec., 1 TD)
- Antonio Gates at Green Bay, Sept. 23, 2007 (11 rec.)
- Jeff Graham vs. Oakland, Dec. 26, 1999 (3 rec., 1 TD)
- Tony Martin vs. Detroit, Nov. 11, 1996 (8 rec., 1 TD)
- Wes Chandler at Cleveland, Dec. 21, 1986 (6 rec., 1 TD)
- Gary Anderson vs. L.A. Raiders, Nov. 20, 1986 (7 rec.)
- John Jefferson at Washington Dec. 7, 1980 (8 rec., 1 TD)
- 112 — Dave Kocourek vs. Denver, Oct. 18, 1964 (4 rec., 1 TD)
- 110 — Wes Chandler at Tampa Bay, Dec. 13, 1981 (8 rec.)
- John Jefferson at L.A. Rams, Oct. 21, 1979 (3 rec., 1 TD)
- 111 — Vincent Jackson vs. New York Jets, Jan. 17, 2010 (7 rec.)**
- Vincent Jackson at Tampa Bay, Dec. 21, 2008 (7 rec.)
- Curtis Conway at Denver, Nov. 11, 2001 (3 rec., 1 TD)
- Freddie Jones vs. Oakland, Oct. 29, 2000 (10 rec., 2 TD)
- Wes Chandler vs. Denver, Nov. 29, 1981 (4 rec.)
- Don Woods vs. New England, Oct. 16, 1977 (8 rec.)
- Billy Parks at Pittsburgh, Oct. 3, 1971 (8 rec., 1 TD)
- Lance Alworth at Denver, Nov. 27, 1966 (6 rec., 2TD)
- 110 — Reche Caldwell vs. Tennessee, Oct. 3, 2004 (3 rec., 1 TD)
- Jeff Graham at Philadelphia, Dec. 9, 2001 (5 rec., 2 TD)
- Anthony Miller vs. Miami, Dec. 27, 1993 (7 rec., 2 TD)
- Anthony Miller at Cleveland, Nov. 15, 1992 (7 rec., 1 TD)
- Al Williams at Tampa Bay, Oct. 11, 1987 (5 rec.)
- Wes Chandler at Indianapolis, Nov. 30, 1986 (5 rec., 1 TD)
- Charlie Joiner vs. Pittsburgh, Dec. 8, 1985 (6 rec.)
- Bob Duckworth vs. N.Y. Jets, Sept. 4, 1983 (4 rec., 1 TD)
- Kellen Winslow at Dallas, Oct. 26, 1980 (5 rec., 2 TD)
- John Jefferson vs. Oakland, Sept. 14, 1980 (9 rec., 2 TD)
- Charlie Joiner at Detroit, Oct. 22, 1978 (5 rec., 1 TD)
- Don Norton at Houston, Dec. 3, 1961 (6 rec., 2 TD)
- 109 — Malcom Floyd at Cincinnati, Nov. 12, 2006 (5 rec., 1 TD)
- Eric Metcalf vs. Atlanta, Dec. 7, 1997 (8 rec.)
- John Jefferson at Oakland, Oct. 25, 1979 (4 rec., 1 TD)
- Gary Garrison at N.Y. Jets, Dec. 1, 1974 (4 rec., 1 TD)
- Gary Garrison at Cincinnati, Sept. 21, 1969 (3 rec.)
- Lance Alworth at Boston, Oct. 17, 1965 (3 rec., 1 TD)
- Ralph Anderson vs. Buffalo, Nov. 20, 1960 (7 rec.)
- 108 — Vincent Jackson vs. Cincinnati, Dec. 20, 2009 (5 rec., 2 TD)
- Antonio Gates at New England, Oct. 2, 2005 (6 rec.)
- Kellen Winslow vs. Cleveland, Sept. 25, 1983 (8 rec.)
- Charlie Joiner at Miami, Jan. 2, 1982 (7 rec.)**
- Larry Dorsey vs. Cleveland, Dec. 4, 1977 (4 rec., 1 TD)
- Charlie Joiner vs. Oakland, Oct. 10, 1976 (5 rec.)
- Gary Garrison vs. New England, Nov. 9, 1975 (7 rec., 1 TD)
- Gary Garrison vs. Kansas City, Oct. 15, 1967 (4 rec.)
- 107 — Antonio Gates vs. Chicago, Sept. 9, 2007 (9 rec., 1 TD)
- Jeff Graham vs. Denver, Oct. 21, 2001 (7 rec., 2 TD)
- Jeff Graham at St. Louis, Oct. 1, 2000 (7 rec.)
- Kellen Winslow at Houston, Nov. 24, 1985 (7 rec.)
- Kellen Winslow vs. L.A. Raiders, Oct. 21, 1984 (8 rec., 1 TD)
- Kellen Winslow vs. Denver, Nov. 28, 1982 (8 rec., 3 TD)
- John Jefferson vs. N.Y. Giants, Oct. 19, 1980 (5 rec., 1 TD)
- Charlie Joiner at Oakland, Oct. 25, 1979 (9 rec.)
- Don Norton at Buffalo, Oct. 10, 1965 (6 rec.)
- Don Norton at Boston, Oct. 19, 1962 (4 rec.)
- 106 — Charlie Joiner vs. N.Y. Jets, Sept. 4, 1983 (5 rec., 1 TD)

- Wes Chandler at Miami, Jan. 2, 1982 (6 rec.)**
- Charlie Joiner vs. Buffalo, Dec. 6, 1981 (7 rec.)
- Kellen Winslow at Seattle, Nov. 16, 1981 (7 rec.)
- Kellen Winslow at Denver, Sept. 27, 1981 (10 rec., 1 TD)
- John Jefferson vs. Pittsburgh, Nov. 18, 1979 (5 rec., 1 TD)
- Charlie Joiner vs. Houston, Oct. 17, 1976 (2 rec., 1 TD)
- Gary Garrison vs. Buffalo, Oct. 23, 1971 (4 rec.)
- Willie Frazier at Buffalo, Oct. 1, 1967 (5 rec., 1TD)
- Don Norton vs. Boston, Oct. 31, 1965 (5 rec.)
- 105 — Antonio Gates vs. Baltimore, Nov. 25, 2007 (6 rec., 2 TD)
- Anthony Miller vs. Kansas City, Oct. 17, 1993 (10 rec., 1 TD)
- Anthony Miller vs. Indianapolis, Nov. 1, 1992 (6 rec.)
- Wayne Walker at Washington, Dec. 10, 1989 (7 rec., 1 TD)
- Kellen Winslow vs. Seattle, Dec. 14, 1986 (8 rec., 1 TD)
- Wes Chandler at Pittsburgh, Nov. 25, 1984 (4 rec., 1 TD)
- Kellen Winslow at L.A. Raiders, Nov. 22, 1982 (8 rec.)
- Charlie Joiner at Denver, Oct. 3, 1976 (5 rec.)
- Gary Garrison at Denver, Oct. 17, 1971, (4 rec., 1 TD)
- Willie Frazier vs. Boston, Sept. 9, 1967 (5 rec., 2TD)
- Dave Kocourek vs. Houston, Nov. 13, 1960 (7 rec.)
- 104 — Antonio Gates vs. Denver, Dec. 10, 2006 (7 rec., 2 TD)
- Bryan Still vs. N.Y. Giants, Sept. 27, 1998 (8 rec.)
- Derrick Walker vs. Denver, Oct. 25, 1992 (4 rec., 1 TD)
- Anthony Miller at Pittsburgh, Nov. 19, 1989 (7 rec., 2 TD)
- John Jefferson at New Orleans, Dec. 9, 1979 (5 rec., 1 TD)
- 103 — Vincent Jackson vs. Oakland, Nov. 1, 2009 (8 rec., 1 TD)
- Eric Parker at Indianapolis, Dec. 26, 2004 (7 rec., 1 TD)
- Anthony Miller vs. Green Bay, Dec. 12, 1993 (8 rec., 1 TD)
- Wes Chandler vs. Washington, Oct. 31, 1983 (4 rec., 1 TD)
- Kellen Winslow vs. Denver, Oct. 27, 1983 (6 rec. 2 TD)
- John Jefferson at Seattle, Sept. 7, 1980 (6 rec., 2 TD)
- John Jefferson vs. Atlanta, Dec. 2, 1979 (5 rec.)
- Gary Garrison at Miami, Oct. 11, 1969 (4 rec., 2 TD)
- Jacque MacKinnon at Buffalo, Nov. 17, 1968 (3 rec., 2 TD)
- Don Norton vs. Denver, Oct. 29, 1961 (5 rec., 1 TD)
- Ralph Anderson vs. Dallas, Dec. 28, 1960 (5 rec., 1 TD)
- 102 — Kassim Osgood at Pittsburgh, Dec. 21, 2003 (4 rec., 1 TD)
- Jeff Graham at Denver, Jan. 2, 2000 (6 rec., 1 TD)
- Charlie Joiner vs. Denver, Nov. 27, 1983 (7 rec.)
- Kellen Winslow at Pittsburgh, Jan. 9, 1983 (7 rec., 2 TD)**
- Dwight Scales vs. Cincinnati, Nov. 8, 1981 (3 rec.)
- John Jefferson vs. Buffalo, Jan. 3, 1981 (7 rec.)**
- John Jefferson vs. Pittsburgh, Dec. 22, 1980 (7 rec.)
- Kellen Winslow vs. N.Y. Giants, Oct. 19, 1980 (6 rec.)
- 101 — Antonio Gates at Oakland, Nov. 21, 2004 (8 rec., 1 TD)
- Reggie Jones vs. Denver, Dec. 8, 2000 (7 rec.)
- Kellen Winslow at San Francisco, Dec. 11, 1982 (9 rec.)
- Gary Garrison vs. Cincinnati, Sept. 6, 1968 (5 rec.)
- Lance Alworth at Kansas City, Nov. 6, 1966 (6 rec., 2 TD)
- Lance Alworth vs. N.Y. Jets, Dec. 6, 1964 (3 rec., 1 TD)
- 100 — Tony Martin vs. Seattle, Nov. 9, 1997 (5 rec., 2 TD)
- Anthony Miller at N.Y. Jets, Oct. 14, 1990 (5 rec., 1 TD)
- Lionel James at Kansas City, Sept. 13, 1987 (6 rec., 1 TD)
- Cid Edwards at Oakland, Oct. 1, 1972 (6 rec.)
- Gene Foster vs. N.Y. Jets, Nov. 24, 1968 (8 rec.)
- Luther Hayes vs. Boston, Dec. 17, 1961 (3 rec.)

100-YARD RECEIVING GAMES BY PLAYER

Lance Alworth (41), Kellen Winslow (26 total, 24 regular season, 2 postseason), Charlie Joiner (25), Gary Garrison (23), Wes Chandler (22 total, 20 regular season, 2 postseason), Anthony Miller (19), John Jefferson (18 total, 17 regular season, 1 postseason), Antonio Gates (15), Tony Martin (13), Vincent Jackson (11 total, 9 regular season, 2 postseason), Jeff Graham (10), Curtis Conway (9), Dave Kocourek (9 total, 8 regular season, 1 postseason), Don Norton (9), Ralph Anderson (3), Bobby Duckworth (3), Lionel James (3), David Boston (2), Malcom Floyd (2), Gene Foster (2), Willie Frazier (2 total, 1 regular season, 1 postseason), Keith Lincoln (2 total, 1 regular season, 1 postseason), Jacque MacKinnon (2), Eric Parker (2), Mark Seay (2), Eric Sievers (2), Bryan Still (2), LaDainian Tomlinson (2), Don Woods (2), Stephen Alexander (1), Gary Anderson (1), Reche Caldwell (1), Chris Chambers (1), Harrison Davis (1), Larry Dorsey (1), Cid Edwards (1), Luther Hayes (1), Pete Holohan (1), Shawn Jefferson (1), Freddie Jones (1), Reggie Jones (1), Nate Lewis (1), Keenan McCardell (1), Eric Metcalf (1), Kassim Osgood (1), Billy Parks (1), Jerry Robinson (1), Dwight Scales (1), Darren Sproles (1), Derrick Walker (1), Wayne Walker (1), Al Williams (1).

100-YARD RECEIVING GAMES BY SEASON

1960 — Ralph Anderson (3)	1964 — Dave Kocourek (1)	Gary Garrison (3)
Dave Kocourek (2)	1965 — Lance Alworth (9)	Gary Garrison (4)
Don Norton (1)	Don Norton (2)	Lance Alworth (1)
1961 — Don Norton (4)	1966 — Lance Alworth (8)	1971 — Gary Garrison (3)
Dave Kocourek (3 regular season)	Gene Foster (1)	Billy Parks (1)
Luther Hayes (1)	Keith Lincoln (1)	1972 — Gary Garrison (2)
Dave Kocourek (1 postseason)	1967 — Lance Alworth (4)	Cid Edwards (1)
1962 — Dave Kocourek (2)	Gary Garrison (3)	1973 — Gary Garrison (1)
Don Norton (1)	Willie Frazier (2)	Jerry LeVias (1)
Jerry Robinson (1)	1968 — Lance Alworth (6)	1974 — Gary Garrison (2)
1963 — Lance Alworth (4)	Gary Garrison (4)	Harrison Davis (1)
Keith Lincoln (1 postseason)	Jacque MacKinnon (2)	Don Woods (1)
Don Norton (1)	Gene Foster (1)	1975 — Gary Garrison (1)
1964 — Lance Alworth (6)	1969 — Lance Alworth (3)	1976 — Charlie Joiner (4)





- 1977 — Larry Dorsey (1)
Don Woods (1)
- 1978 — John Jefferson (3)
Charlie Joiner (1)
- 1979 — John Jefferson (6)
Charlie Joiner (4)
- 1980 — John Jefferson (8 regular season)
Kellen Winslow (5)
Charlie Joiner (3 regular season)
John Jefferson (1 postseason)
Charlie Joiner (1 postseason)
- 1981 — Charlie Joiner (4 regular season)
Kellen Winslow (4 regular season)
Wes Chandler (3 regular season)
Dwight Scales (1)
Wes Chandler (1 postseason)
Charlie Joiner (1 postseason)
Kellen Winslow (1 postseason)
- 1982 — Wes Chandler (6 regular season)
Kellen Winslow (5 regular season)
Charlie Joiner (2)
Wes Chandler (1 postseason)
Kellen Winslow (1 postseason)
- 1983 — Kellen Winslow (4)
Wes Chandler (2)
Charlie Joiner (2)
Bobby Duckworth (1)
Eric Sievers (1)
- 1984 — Kellen Winslow (4)
Bobby Duckworth (2)
Wes Chandler (1)

- Pete Holohan (1)
Charlie Joiner (1)
Eric Sievers (1)
- 1985 — Wes Chandler (4)
Lionel James (2)
Charlie Joiner (2)
Kellen Winslow (1)
- 1986 — Wes Chandler (2)
Gary Anderson (1)
Kellen Winslow (1)
- 1987 — Wes Chandler (2)
Lionel James (1)
Al Williams (1)
- 1989 — Anthony Miller (5)
Wayne Walker (1)
- 1990 — Anthony Miller (2)
Ronnie Harmon (1)
- 1991 — Anthony Miller (2)
- 1992 — Anthony Miller (4)
Derrick Walker (1)
- 1993 — Anthony Miller (6)
Nate Lewis (1)
- 1994 — Tony Martin (3)
Mark Seay (1)
- 1995 — Tony Martin (4)
Ronnie Harmon (1 postseason)
Shawn Jefferson (1)
Mark Seay (1)
- 1996 — Tony Martin (4)
- 1997 — Tony Martin (2)
Eric Metcalf (1)

- 1998 — Bryan Still (2)
1999 — Jeff Graham (4)
2000 — Jeff Graham (4)
Curtis Conway (2)
Freddie Jones (1)
Reggie Jones (1)
- 2001 — Curtis Conway (4)
Jeff Graham (2)
- 2002 — Curtis Conway (3)
Stephen Alexander (1)
- 2003 — David Boston (2)
LaDainian Tomlinson (2)
Antonio Gates (1)
Kassim Osgood (1)
- 2004 — Antonio Gates (2)
Eric Parker (2)
Reche Caldwell (1)
- 2005 — Antonio Gates (4)
Keenan McCardell (1)
- 2006 — Malcolm Floyd (1)
Antonio Gates (1)
- 2007 — Antonio Gates (4)
Chris Chambers (1 postseason)
Vincent Jackson (1 postseason)
- 2008 — Vincent Jackson (3)
- 2009 — Vincent Jackson (6 regular season)
Antonio Gates (3)
Malcolm Floyd (1)
Vincent Jackson (1 postseason)
Darren Sproles (1)

200 ALL-PURPOSE YARDS (65 total, 60 regular season, 5 postseason)

- 345 — Lionel James vs. L.A. Raiders, Nov. 10, 1985 (51 Ru, 168 Re, 126 KR)
- 329 — Keith Lincoln vs. Boston, Jan. 5, 1964 (206 Ru, 123 Re) *
- 328 — Darren Sproles vs. Ind., Jan. 3, 2009 (105 Ru, 45 Re, 77 PR, 106 KR) **
- 317 — Darren Sproles at Denver, Sept. 14, 2008 (53 Ru, 72 Re, 192 KR)
- 316 — Lionel James at Cin, Sept. 22, 1985 (127 Ru, 118 Re, 24 PR, 47 KR)
- 290 — Lionel James vs. Sea, Sept. 15, 1985 (41 Ru, 96 Re, 19 PR, 134 KR)
- 284 — Leslie Duncan vs. N.Y. Jets, Nov. 24, 1968 (182 KR, 102 PR)
- 282 — James Brooks at Oak, Nov. 22, 1981 (97 Ru, 38 Re, 68 KR, 79 PR)
- 278 — Darren Sproles vs. Baltimore, Sept. 20, 2009 (26 Ru, 124 Re, 128 KR)
- 274 — Darren Sproles at Pitt., Jan. 11, 2009 (15 Ru, 91 Re, 4 PR, 164 KR)
- 272 — Sproles at N.O. (at London), Oct. 26, 2008 (6 Ru, 45 Re, 20 PR, 201 KR)
- 271 — LaDainian Tomlinson vs. Denver, Dec. 1, 2002 (220 Ru, 51 Re)
Paul Lowe at Houston, Jan. 1, 1961 (165 Ru, 5 Re, 101 KR) *
- 265 — Paul Lowe vs. Oakland, Nov. 27, 1960 (149 Ru, 96 Re, 80 KR)
- 264 — Keith Lincoln at Denver, Oct. 6, 1963 (62 Ru, 73 Re, 122 KR, 7 PR)
- 260 — LaDainian Tomlinson vs. Oakland, Dec. 28, 2003 (243 ru., 17 re)
- 250 — Wes Chandler vs. Cincinnati, Dec. 20, 1982 (260 Re)
- 248 — Ronney Jenkins at Oakland, Nov. 18, 2001 (250 KR)
James Brooks at Sea, Nov. 16, 1981 (97 Ru, 38 Re, 68 KR, 79 PR)
- 248 — Lance Alworth at Kansas City, Oct. 20, 1963 (232 Re, 13 KR, 3 PR)
- 246 — Darren Sproles at Oak, Sept. 14, 2009 (183 Ru, 43 Re, 10 PR, 170 KR)
- 245 — Gary Anderson vs. K.C., Nov. 2, 1986 (100 Ru, 2 Re, 54 PR, 89 KR)
- 244 — Darren Sproles vs. Den., Dec. 28, 2008 (115 Ru, 17 Re, 16 PR, 96 KR)
Andre Coleman vs. S.F. (at Miami), Jan. 29, 1995 (244 KR) #
- 243 — Wes Chandler vs. Seattle, Sept. 15, 1985 (243 Re)
- 242 — Lionel James at K.C., Dec. 22, 1985 (43 Ru, 42 Re, 16 PR, 141 KR)
- 241 — Paul Lowe vs. Denver, Dec. 2, 1963 (183 Ru, 12 Re, 47 KR)
- 240 — LaDainian Tomlinson vs. St. Louis, Oct. 29, 2006 (183 Ru, 57 Re)
- 239 — Gary Anderson at K.C., Oct. 19, 1986 (36 Ru, 92 Re, 81 KR, 30 PR)
Keith Lincoln at Oakland, Sept. 30, 1962 (166 Ru, 29 Re, 44 KR)
- 237 — LaDainian Tomlinson vs. NE., Sept. 29, 2002 (217 Ru, 20 Re)
- 236 — LaDainian Tomlinson at Detroit, Dec. 7, 2003 (88 Ru, 148 Re)
- 235 — Kenny Byrum at Minnesota, Nov. 28, 1999 (26 Ru, 90 Re, 119 KR)

- 230 — Darren Sproles vs. Denver, Oct. 19, 2009 (4 Re., 77 PR, 149 KR)
- 228 — Andre Coleman at Seattle, Oct. 27, 1996 (22 Re, 206 KR)
- 222 — Ronney Jenkins vs. New Orleans, Sept. 10, 2000 (1 Re, 221 KR)
- 221 — Darren Sproles at TB, Dec. 21, 2008 (3 Ru, 46 Re, 45 PR, 127 KR)
LaDainian Tomlinson at Cleveland, Oct. 19, 2003 (200 Ru, 21 Re)
James Brooks vs. K.C., Dec. 11, 1983 (81 Ru, 9 Re, 103 KR, 28 PR)
- 220 — LaDainian Tomlinson vs. N.Y. Giants, Sept. 25, 2005 (192 Ru, 28 Rec.)
- 217 — Gary Anderson vs. Kansas City, Dec. 18, 1988 (34 att.)
James Brooks at NE., Oct. 16, 1983 (72 Ru, 60 Re, 80 KR, 5 PR)
Keith Lincoln vs. Oak, Oct. 27, 1963 (130 Ru, 11 Re, 65 KR, 11 PR)
- 214 — LaDainian Tomlinson vs. Oakland, Oct. 14, 2007 (198 Ru, 16 Re)
Ronney Jenkins at New England, Oct. 14, 2001 (214 KR)
- 213 — LaDainian Tomlinson at Washington, Nov. 27, 2005 (184 Ru, 29 Re)
Lance Alworth at Oakland, Oct. 29, 1967 (213 Re)
- 211 — LaDainian Tomlinson at Oakland, Sept. 28, 2003 (187 Ru, 24 Re)
Dick Post vs. Miami, Nov. 3, 1968 (151 Ru, 49 Re, 111 KR)
- 210 — Lance Alworth vs. Denver, Sept. 11, 1965 (211 Re)
Lance Alworth at Boston, Nov. 10, 1963 (210 Re)
Keith Lincoln vs. N.Y. Titans, Sept. 16, 1962 (48 Ru, 145 KR, 17 PR)
- 209 — Tim Dwight vs. N.Y. Jets, Sept. 19, 2004 (209 KR)
James Brooks at TB, Dec. 13, 1981 (50 Ru, 31 Re, 99 KR, 29 PR)
- 208 — Andre Coleman at Philadelphia, Sept. 17, 1995 (133 PR, 75 KR)
Dick Post at Buffalo, Oct. 1, 1967 (121 Ru, 20 Re, 67 KR)
- 207 — LaDainian Tomlinson vs. Minnesota, Nov. 9, 2003 (162 Ru, 45 Re)
Lance Alworth vs. Buffalo, Nov. 26, 1964 (185 Re, 22 PR)
- 206 — Tim Dwight at Kansas City, Dec. 22, 2002 (63 Re, 73 KR, 70 PR)
- 205 — Sproles vs. Philadelphia, Nov. 15, 2009 (14 Ru, 31 Re, 13 PR, 147 KR)
- 204 — LaDainian Tomlinson vs. Kansas City, Dec. 17, 2006 (199 Ru, 5 Re)
James Brooks vs. Balt., Dec. 26, 1982 (30 Ru, 3 Re, 96 KR, 75 PR)
- 203 — Darren Sproles vs. K.C., Sept. 30, 2007 (61 KR, 28 PR, 14 Re)
Leslie Duncan vs. K.C., Oct. 15, 1967 (68 KR, 100 Int. Ret., 35 FR)
Lance Alworth vs. Oakland, Nov. 1, 1964 (203 Re)

200 ALL-PURPOSE YARD GAMES BY PLAYER

LaDainian Tomlinson (12), Darren Sproles (11 total, 9 regular season, 2 postseason), Lance Alworth (6), James Brooks (6), Keith Lincoln (5 total, 4 regular season, 1 postseason), Lionel James (3), Gary Anderson (3), Andre Coleman (3 total, 2 regular season, 1 postseason), Ronney Jenkins (3), Paul Lowe (3 total, 2 regular season, 1 postseason), Wes Chandler (2), Leslie Duncan (2), Tim Dwight (2), Dick Post (2), Kenny Byrum (1).

200 ALL-PURPOSE YARD GAMES BY SEASON

- 1960 — Paul Lowe (1 regular season)
Paul Lowe (1 postseason)
- 1962 — Keith Lincoln (2)
- 1963 — Lance Alworth (2)
Keith Lincoln (2 regular season)
Keith Lincoln (1 postseason)
Paul Lowe (1)
- 1964 — Lance Alworth (2)
- 1965 — Lance Alworth (1)

- 1967 — Lance Alworth (1), Leslie Duncan (1), Dick Post (1)
- 1968 — Leslie Duncan (1), Dick Post (1)
- 1981 — James Brooks (3)
- 1982 — James Brooks (1)
- 1982 — Wes Chandler (1)
- 1983 — James Brooks (2)
- 1985 — Lionel James (4), Wes Chandler (1)
- 1986 — Gary Anderson (2)

- 1988 — Gary Anderson (1)
- 1994 — Andre Coleman (1 postseason)
- 1995 — Andre Coleman (1)
- 1996 — Andre Coleman (1)
- 1999 — Kenny Byrum (1)
- 2000 — Ronney Jenkins (1)
- 2001 — Ronney Jenkins (2)
- 2002 — LaDainian Tomlinson (2), Tim Dwight (1)
- 2003 — LaDainian Tomlinson (5)



2004 — Tim Dwight (1)
 2005 — LaDainian Tomlinson (2)
 2006 — LaDainian Tomlinson (2)

2007 — Darren Sproles (1), LaDainian Tomlinson (1)
 2008 — Darren Sproles (4 regular season)

2009 — Darren Sproles (1 postseason)
 — Darren Sproles (4)

CHARGERS 10 LONGEST

RUNS FROM SCRIMMAGE

87t — Paul Lowe at Dallas Sept. 10, 1961
 86t — Keith Lincoln at Oakland Sept. 30, 1962
 85t — LaDainian Tomlinson vs. K.C. Dec. 17, 2006
 83t — Michael Turner at Indianapolis Dec. 18, 2005
 80t — Brad Hubbard vs. N.Y. Jets Dec. 24, 1967
 76 — LaDainian Tomlinson vs. Den. Dec. 1, 2002
 76 — Keith Lincoln at Kansas City Oct. 20, 1963
 74t — Michael Turner at Denver Oct. 7, 2007
 73t — LaDainian Tomlinson vs. Minn. Nov. 9, 2003
 Chuck Muncie at Seattle, Nov. 16, 1981
 73 — Michael Turner vs. Tenn., Sept. 17, 2006

PASS COMPLETIONS

99t — Humphries to Martin at Sea. Sept. 18, 1994
 91t — Kemp to Lincoln at Denver Nov. 12, 1961
 88t — Luther to Duckworth vs. Chi. Dec. 3, 1984
 85t — Hadl to Alworth at Boston Oct. 17, 1965
 Rote to Alworth at Denver Oct. 6, 1963
 84t — Hadl to Garrison at N.Y. Jets Oct. 5, 1968
 83t — Leaf to Graham at Denver Nov. 19, 2000
 82t — Rote to Alworth vs. N.Y. Jets Dec. 6, 1964
 81t — Rivers to Sproles vs. Balt. Sept. 20, 2009
 Fouts to Joiner vs. Houston Oct. 17, 1976

FIELD GOALS

57 — Nate Kaeding at Tampa Bay Dec. 21, 2008
 55 — N. Kaeding vs. Kansas City Nov. 29, 2009
 54 — Nate Kaeding at Baltimore Oct. 1, 2006
 John Carney at Kansas City Sept. 17, 2000
 John Carney vs. Buffalo Sept. 6, 1998
 John Carney vs. Seattle Nov. 10, 1991
 53 — Nate Kaeding at Atlanta Oct. 17, 2004
 Steve Christie at Buffalo Dec. 15, 2002
 John Carney vs. Seattle Sept. 1, 1996
 John Carney at N.Y. Jets Nov. 24, 1991
 (2) others with 53-yard field goals each

PUNTS

82 — Paul Maguire vs. Dallas Nov. 19, 1961
 73 — Dennis Partee at Denver Oct. 17, 1971

71 — Mike Scifres at Baltimore Oct. 1, 2006
 Mike Scifres vs. Oakland Dec. 4, 2005
 Maury Buford at Denver Sept. 12, 1982
 John Hadl at Denver Nov. 8, 1964
 70 — Mike Scifres vs. Baltimore Nov. 25, 2007
 67 — Mike Scifres vs. Indianapolis Jan. 3, 2009
 Mike Scifres at Miami Oct. 5, 2008
 John Kidd vs. Kansas City Oct. 17, 1993
 Ralf Mojsiejenko at Denver Nov. 17, 1985

INTERCEPTION RETURNS

103t — Vencie Glenn vs. Denver Nov. 29, 1987
 102t — Donald Frank at L.A. Raiders Oct. 31, 1993
 100t — Leslie Duncan vs. Kansas City Oct. 15, 1967
 99t — Shaun Gayle at N.Y. Giants Dec. 23, 1995
 Stanley Richard at Denver Sept. 4, 1994
 Gil Byrd at Kansas City Oct. 4, 1984
 83t — Willie Clark at Oakland Sept. 22, 1996
 80t — Coy Bacon at Denver Nov. 11, 1973
 77t — Woodrow Lowe vs. Pittsburgh Nov. 18, 1979
 76t — Charlie McNeil vs. Houston Sept. 24, 1961

KICKOFF RETURNS

103t — Darren Sproles at Denver Sept. 14, 2008
 Keith Lincoln vs. N.Y. Titans Sept. 16, 1962
 98t — Andre Coleman vs. San Francisco Jan. 29, 1995
 Gary Anderson at Denver, Nov. 17, 1985
 95t — Nate Lewis vs. New Orleans, Nov. 17, 1991
 94t — Jamie Holland vs. Kansas City Dec. 18, 1988
 93t — Ronney Jenkins at Oakland Nov. 18, 2001
 R. Jenkins vs. New Orleans Sept. 10, 2000
 Anthony Miller at L.A. Rams, Nov. 20, 1988
 92t — Andre Coleman vs. Arizona, Dec. 9, 1995

PUNT RETURNS

95t — Leslie Duncan vs. N.Y. Jets Nov. 24, 1968
 90t — Darrien Gordon at L.A. Raiders Sept. 25, 1994
 88t — Andre Coleman at Philadelphia Sept. 17, 1995
 Mike Fuller at New Orleans Oct. 9, 1977
 85t — Eric Metcalf at Cincinnati Nov. 2, 1997
 84t — Tim Dwight vs. Washington Sept. 9, 2001
 Ron Smith vs. New Orleans Nov. 18, 1973

83t — Eric Metcalf vs. Denver Nov. 30, 1997
 82t — Paul Lowe at Boston Oct. 7, 1961
 81t — Darrien Gordon vs. K.C. Sept. 29, 1996
 Lionel James vs. St. Louis, Sept. 20, 1987
 Leslie Duncan vs. Buffalo, Sept. 4, 1966

FUMBLE RETURNS

86t — Eric Weddle vs. Atlanta Nov. 30, 2008
 82t — Donnie Edwards at St. Louis Nov. 10, 2002
 81t — Vencie Glenn vs. N.Y. Giants Oct. 12, 1989
 79t — Marlon McCree vs. St. Louis Oct. 29, 2006
 78t — Paul Bradford at San. Fran. Nov. 23, 1997
 75t — Keith Browner (25 yds.) lateral to Sam Seale (50 yds.) at L.A. Rams Nov. 20, 1988
 58t — Rick Redman vs. Miami Oct. 2, 1966
 53 — Henry Rolling at L.A. Raiders Oct. 6, 1991
 49t — Rommie Loudd at Oak. (at S.F.) Dec. 4, 1960
 45t — Raylee Johnson at Denver Nov. 11, 2001

BLOCKED PUNT RETURNS

35t — Bob Zeman at Boston Oct. 7, 1961
 21t — Derrie Nelson vs. Dallas Nov. 13, 1983
 19 — Pete Lazetich vs. Denver Sept. 24, 1972
 5 — Gene Selawski at Oak. (at S.F.) Oct. 22, 1961
 4 — Wayne Davis at Denver Nov. 17, 1985
 3 — Steve Heiden at Carolina Dec. 17, 2000
 0s — Carlos Polk at Arizona Sept. 22, 2002
 0t — Jacob Hester at Kansas City Oct. 25, 2009
 Darryll Lewis vs. Indianapolis Sept. 26, 1999

BLOCKED FIELD GOAL RETURNS

72t — Leslie Duncan vs. Denver Nov. 23, 1967
 35 — Tom Day vs. Kansas City Oct. 15, 1967
 28 — Jim Tolbert vs. St. Louis Nov. 15, 1971
 27 — Kenny Graham at Kansas City Nov. 15, 1964
 25 — Jeff Staggs vs. Houston, Oct. 25, 1970

MISSED FIELD GOAL RETURNS

109t — Antonio Cromartie at Minnesota, Nov. 4, 2007
 (NFL Record)

OPPONENT 10 LONGEST

RUNS FROM SCRIMMAGE

89t — Kenny King (at Oakland) Oct. 12, 1980
 81 — Billy Sims (Detroit) Sept. 30, 1984
 77 — Napoleon Kaufman (at Oak.) Sept. 22, 1996
 74t — Jack Spikes (at Dallas) Sept. 10, 1961
 71t — Corey Dillon (at Cincinnati) Nov. 2, 1997
 69t — Herman Heard (at K.C.) Oct. 14, 1984
 68 — Henry Bell (at Denver) Oct. 16, 1960
 66t — Zack Crockett (Indianapolis) Dec. 31, 1995
 66t — Adrian Peterson (at Minnesota) Nov. 4, 2007
 64 — Clem Daniels (Oakland), Nov. 13, 1966

PASS COMPLETIONS

99t — Green to Boerigert (at K.C.) Dec. 22, 2002
 98t — Lee to Dewweall (at Houston) Nov. 25, 1962
 96t — Montana to Rice (San Fran.) Nov. 27, 1988
 93t — Morton to Watson (at Denver) Sept. 27, 1981
 90t — DeBerg to Birden (at K.C.) Nov. 18, 1990
 Davidson to Dorsey (Oakland) Dec. 2, 1962
 89t — O'Donnell to Stone (at Pitt.) Sept. 1, 1991
 87t — Namath to Maynard (N.Y. Jets) Nov. 24, 1968
 Tripacko to Frazier (at Denver) Nov. 12, 1961
 84t — Campbell to Kelly (Washington) Jan. 3, 2010
 (4) other completions of 84+ yards

INTERCEPTION RETURNS

102t — Louis Breedren (Cincinnati) Nov. 8, 1981
 99t — Kevin Ross (Kansas City) Sept. 6, 1992

96t — Ray Griffin (at Cincinnati) Nov. 11, 1979
 91t — Fred Williamson (at Oakland) Sept. 30, 1962
 90t — Leroy Butler (at Green Bay) Sept. 15, 1996
 Deion Sanders (San Fran.) Dec. 11, 1994
 87t — Mark McMillian (Kansas City) Dec. 14, 1997
 81t — Paul Krause (at Minnesota) Nov. 23, 1975
 Rolland Lawrence (Atlanta) Oct. 21, 1973
 80 — John Holt (at Indianapolis) Nov. 30, 1986

KICKOFF RETURNS

104t — Ira Mathews (at Oakland) Oct. 25, 1979
 101t — Brian Mitchell (at Washington) Dec. 6, 1998
 99t — Byron Hanspard (Atlanta) Dec. 7, 1997
 98t — Will Blackwell (Pittsburgh) Dec. 24, 2000
 97t — Tim Brown (at L.A. Raiders) Sept. 4, 1988
 96t — Dante Hall (at Kansas City) Nov. 28, 2004
 95t — Paul Palmer (at Kansas City) Sept. 13, 1987
 94t — Randy Montgomery (Denver) Sept. 24, 1972
 94 — Leon Washington (N.Y. Jets) Sept. 22, 2008
 93t — Eddie Royal (Denver) Oct. 19, 2009
 John Vaughn (Seattle) Oct. 30, 1994

PUNT RETURNS

92t — Rick Upchurch (at Denver) Oct. 3, 1976
 86t — Tamarick Vanover (at K.C.) Oct. 9, 1995
 82t — George Atkinson (at Oakland) Oct. 13, 1968
 82 — Ray Buchanan (at Indianapolis) Nov. 3, 1996
 81 — Dennis Northcutt (Cleveland) Nov. 5, 2006

80t — Phillip Buchanon (Oakland) Dec. 28, 2003
 79t — Lemar Parrish (Cincinnati) Dec. 6, 1970
 78 — Roger Bird (at Oakland) Oct. 29, 1967
 75 — Rick Upchurch (at Denver) Sept. 17, 1978
 74t — Joey Galloway (Seattle) Oct. 25, 1998

BLOCKED PUNT RETURNS

37t — Frank Warren (New Orleans) Nov. 17, 1991
 16 — Randy McClanahan (at Oakland) Sept. 18, 1977
 15 — Walt Landers (Green Bay) Sept. 24, 1978
 14 — Glen Cadrez (Kansas City) Oct. 13, 2002
 9 — Tyrone Braxton (Denver) Oct. 2, 1988
 2t — Jerry Robinson (L.A. Raiders) Nov. 20, 1986

BLOCKED FIELD GOAL RETURNS

66 — Tommy Casanova (at Cincinnati) Sept. 22, 1974
 65t — Matt Ware (at Philadelphia) Oct. 13, 2005
 60 — Louis Wright (at Denver) Nov. 17, 1985
 54t — Doug Evans (at Carolina) Dec. 17, 2000
 42t — Ray McElroy (Indianapolis) Oct. 26, 1997
 28 — John Barnette (Denver) Nov. 27, 1966
 17 — Charlie West (Minnesota) Dec. 5, 1971
 Mike Statton (Buffalo) Oct. 1, 1967
 16 — Fletcher Smith (Kansas City) Oct. 15, 1967

FIELD GOALS

- 58 — Dan Miller (Baltimore Colts) Dec. 26, 1982
- 55 — Jason Elam (Denver) Nov. 7, 1999
- Gary Anderson (at Pittsburgh) Nov. 25, 1984
- 54 — Neil Rackers (at Cincinnati) Sept. 8, 2002
- Jason Elam (Denver) (3x) Last: Dec. 1, 2002
- Rian Lindell (Seattle) Dec. 30, 2001
- Sebastian Janikowski (Oakland) Oct. 29, 2000
- Kevin Butler (Chicago) Nov. 14, 1993

- John Kasay (at Seattle) Nov. 10, 1991
- Norm Johnson (at Seattle) Oct. 6, 1986
- Raul Allegre (at Indianapolis) Nov. 4, 1984

PUNTS

- 81 — Dustin Colquhoun (at Kansas City) Dec. 2, 2007
- 77 — Greg Montgomery (Houston) Sept. 19, 1993
- 74 — Bob Grupp (at Kansas City) Nov. 4, 1979
- 73 — Shane Lechler (Oakland) Sept. 28, 2003

- 72 — Ryan Plackemeier (at Seattle) Dec. 24, 2006
- Chris Gardocki (Indianapolis) Oct. 26, 1997
- Bob Scarpitto (at Denver) Oct. 22, 1967
- Jerrel Wilson (Kansas City) Sept. 29, 1963
- 71 — Ray Guy (at Oakland) Oct. 25, 1979
- 70 — Shane Lechler (at Oakland) Sept. 28, 2008
- Mike Mecer (at Oakland) Sept. 19, 1965

OPPONENT TOP PERFORMANCES

TEAM RUSHING YARDS (250+)

- 378 — at Chicago Oct. 5, 2007
- 328 — at Denver Nov. 28, 1975
- 295 — Kansas City Dec. 18, 1966
- 277 — at Seattle Nov. 22, 1987
- 275 — Cleveland Sept. 29, 1985
- 273 — at Detroit Oct. 22, 1998
- 262 — Kansas City Oct. 27, 1974
- 256 — New England Oct. 16, 1977
- 255 — at Pittsburgh Oct. 31, 1976
- Houston Dec. 4, 1966
- 251 — New York Jets Sept. 4, 1983

TEAM RUSHING ATTEMPTS (50+)

- 61 — at Chicago Oct. 25, 1981
- 60 — at Denver Nov. 30, 1975
- 59 — at Oakland Sept. 18, 1977
- 56 — at Seattle Sept. 18, 1983
- at Houston Sept. 28, 1975
- 55 — at Denver Oct. 17, 1971
- 54 — at Seattle Nov. 22, 1987
- 53 — Kansas City Nov. 12, 1978
- 52 — at Pittsburgh Oct. 31, 1976
- 51 — New York Jets Sept. 4, 1983

TOTAL NET YARDS (500+)

- 614 — at St. Louis Oct. 1, 2000 (163 R & 451 P)
- 591 — Seattle Dec. 29, 2002 (163 R & 428 P)
- 545 — Cincinnati Nov. 12, 2006 (128 R & 417 P)
- 537 — Kansas City Dec. 11, 1983 (131 R & 406 P)
- 536 — at Denver Nov. 19, 2000 (93 R & 443 P)
- 528 — at Minnesota Nov. 4, 2007 (378 R & 150 P)
- 526 — Minnesota Oct. 11, 1981 (93 R & 444 P)
- 524 — at St. Louis Nov. 10, 2002 (71 R & 453 P)
- 522 — Denver Nov. 29, 1987 (175 R & 347 P)
- 512 — at Seattle Oct. 6, 1986 (218 R & 294 P)
- 510 — N.Y. Titans Nov. 24, 1968 (142 R & 368 P)
- 506 — at Kansas City Oct. 14, 1984 (146 R & 360 P)

INDIVIDUAL RUSHING YARDS (145+)

- 296 — Adrian Peterson (at Minnesota) Nov. 4, 2007
- 181 — Priest Holmes (Kansas City) Nov. 4, 2001
- 178 — Terrell Davis (Denver) Nov. 30, 1997
- 178 — Hoyle Granger (Houston) Dec. 4, 1966
- 176 — Terrell Davis (at Denver) Nov. 19, 1995
- 169 — Eric Dickerson (Indianapolis) Oct. 23, 1988
- Curt Warner (Seattle) Sept. 15, 1985
- 165 — Rashard Mendenhall (at Pitt.) Oct. 4, 2009
- 162 — Priest Holmes (Kansas City) Nov. 30, 2003
- 161 — Mike Garret (Kansas City) Dec. 18, 1966
- 159 — Clinton Portis (Denver) Dec. 1, 2002
- 146 — Willie Parker (at Pittsburgh) Jan. 11, 2009
- Woody Green (Kansas City) Oct. 27, 1974

INDIVIDUAL RUSHING ATTEMPTS (35+)

- 36 — Walter Payton (at Chicago) Oct. 25, 1981
- 35 — Eric Dickerson (at Indianapolis) Nov. 8, 1987

TEAM PASSING YARDS—GROSS (400+)

- 465 — at St. Louis Oct. 1, 2000
- 462 — at Denver Nov. 19, 2000
- 457 — St. Louis Sept. 20, 1987
- 453 — at St. Louis Nov. 10, 2002
- 450 — vs. Philadelphia Nov. 15, 2009
- 449 — Seattle Dec. 29, 2002
- 444 — Minnesota Oct. 11, 1981
- 440 — at Cincinnati Nov. 12, 2006
- 424 — at Los Angeles Raiders Oct. 31, 1993
- 416 — Cincinnati Dec. 20, 1982
- 411 — Kansas City Dec. 11, 1983

- 404 — Indianapolis Sept. 26, 1999
- 402 — at Indianapolis Jan. 13, 2008

TEAM PASS COMPLETIONS (35+)

- 40 — Cincinnati Dec. 20, 1982
- 39 — Tennessee Oct. 3, 2004
- 37 — Kansas City Oct. 9, 1994
- 36 — Tampa Bay Dec. 12, 2004
- Jacksonville Oct. 10, 2004
- Seattle Dec. 29, 2002
- at St. Louis Nov. 10, 2002
- New England Sept. 29, 2002
- at Denver Nov. 19, 2000
- at Denver Sept. 4, 1994
- 35 — Philadelphia Nov. 15, 2009
- at Denver Sept. 14, 2008
- at Philadelphia Oct. 23, 2005
- at Oakland Oct. 20, 2002

TEAM PASSING ATTEMPTS (50+)

- 61 — St. Louis Sept. 20, 1987
- 58 — Tennessee Oct. 3, 2004
- at Denver Nov. 19, 2000
- 57 — at Cleveland Sept. 7, 1981
- 56 — Philadelphia Nov. 15, 2009
- Indianapolis Nov. 11, 2007
- Cincinnati Dec. 20, 1982
- 55 — Kansas City Oct. 9, 1994
- 54 — at Philadelphia Oct. 23, 2005
- Jacksonville Oct. 10, 2004
- at New England Oct. 14, 2001
- Indianapolis Sept. 26, 1999
- at Pittsburgh Jan. 15, 1995
- 53 — Kansas City Jan. 2, 2005
- Seattle Dec. 29, 2002
- New England Sept. 29, 2002
- 51 — at New York Giants Oct. 2, 1983
- New York Jets Sept. 28, 1969
- 50 — at Denver Sept. 14, 2008
- Tampa Bay Dec. 12, 2004
- at Buffalo Oct. 15, 2000 (OT)
- at Denver Nov. 17, 1985

INDIVIDUAL PASSING YARDS (400+)

- 462 — Gus Frotette (at Denver) Nov. 19, 2000
- 457 — Neil Lomax (St. Louis) Sept. 20, 1987
- 453 — Marc Bulger (at St. Louis) Nov. 10, 2002
- 450 — Donovan McNabb (Phi.) Nov. 15, 2009
- 449 — Matt Hasselbeck (Seattle) Dec. 29, 2002
- 444 — Tommy Kramer (Minnesota) Oct. 11, 1981
- 440 — Carson Palmer (at Cincinnati) Nov. 12, 2006
- 424 — Jeff Hostetler (at L.A. Raiders) Oct. 31, 1993
- 416 — Ken Anderson (Cincinnati) Dec. 20, 1982
- 411 — Bill Kenney (Kansas City) Dec. 11, 1983
- 404 — Peyton Manning (Indianapolis) Sept. 26, 1999
- 402 — Peyton Manning (at Ind.) Jan. 13, 2008

INDIVIDUAL PASSING ATTEMPTS (50+)

- 61 — Neil Lomax (St. Louis) Sept. 20, 1987
- 58 — Billy Volek (Tennessee) Oct. 3, 2004
- Gus Frotette (at Denver) Nov. 19, 2000
- 57 — Brian Sipe (at Cleveland) Sept. 7, 1981
- 56 — Peyton Manning (Indianapolis) Nov. 11, 2007
- Ken Anderson (Cincinnati) Dec. 20, 1982
- 55 — Donovan McNabb (Phi.) Nov. 15, 2009
- Joe Montana (Kansas City) Oct. 9, 1994
- 54 — Donovan McNabb (at Phi.) Oct. 23, 2005
- Byron Leftwich (Jacksonville) Oct. 10, 2004
- Tom Brady (at New England), Oct. 14, 2001
- Peyton Manning (Ind.) Sept. 26, 1999

- Neill O'Donnell (at Pittsburgh) Jan. 15, 1995
- 53 — Trent Green (Kansas City) Jan. 2, 2005
- Matt Hasselbeck (Seattle) Dec. 29, 2002
- Tom Brady (New England) Sept. 29, 2002
- 51 — Scott Brunner (at N.Y. Giants) Oct. 2, 1983
- Joe Namath (New York Jets) Sept. 28, 1969
- 50 — Jay Cutler (at Denver) Sept. 14, 2008
- Brian Griese (Tampa Bay) Dec. 12, 2004
- John Elway (at Denver) Nov. 17, 1985

INDIVIDUAL RECEIVING YARDS (170 YARDS+)

- 309 — Stephone Paige (at Kansas City) Dec. 22, 1985
- 260 — Chad Johnson (at Cincinnati) Nov. 12, 2006
- 210 — Larry Brunson (at Kansas City) Nov. 10, 1974
- 197 — Carlos Carson (Kansas City) Oct. 25, 1987
- 196 — Marvin Harrison (Indianapolis) Sept. 26, 1999
- 187 — Rod Smith (at Denver) Nov. 19, 2000
- 178 — Eddie Brown (Cincinnati) Sept. 16, 1990
- Steve Watson (at Denver) Sept. 27, 1981
- 176 — Brian Brennan (at Cleveland) Dec. 21, 1986
- 174 — Art Monk (Washington) Sept. 21, 1986
- 173 — Derrick Alexander (Kansas City) Nov. 22, 1998
- Todd Christensen (L.A. Raiders) Nov. 20, 1986
- 171 — Terrell Owens (San Francisco) Nov. 17, 2002
- Jerry Rice (San Francisco) Nov. 27, 1988
- 170 — Eric Moulds (at Buffalo) Oct. 15, 2000 (OT)

INDIVIDUAL TOUCHDOWNS—TOTAL (4+)

- 4 — Harvey Williams (Oakland) Nov. 16, 1997
- Daryl Turner (Seattle) Sept. 22, 1985
- Marcus Allen (at L.A. Raiders) Sept. 24, 1984
- Frank Jackson (Kansas City) Dec. 13, 1964

INDIVIDUAL RUSHING TOUCHDOWNS (3+)

- 3 — Adrian Peterson (at Minnesota) Nov. 4, 2007
- Tatum Bell (Denver) Dec. 31, 2005
- Bam Morris (Kansas City) Nov. 22, 1998
- Gaston Green (at Denver) Sept. 22, 1991
- Marcus Allen (at L.A. Raiders) Oct. 28, 1985
- Booker Russell (at Oakland) Oct. 25, 1979
- Chuck Foreman (at Minnesota) Nov. 23, 1975
- Charlie Evans (at N.Y. Giants) Nov. 7, 1971

INDIVIDUAL TOUCHDOWN PASSES (4+)

- 6 — Steve Young (San Francisco), Jan. 29, 1995
- 6 — Gus Frotette (at Denver), Nov. 19, 2000
- Elvis Grbac (at Kansas City), Sept. 17, 2000
- Dave Krieg (Seattle), Sept. 15, 1985
- Marc Wilson (L.A. Raiders), Oct. 12, 1984
- 4 — Brett Favre (Green Bay), Dec. 14, 2003
- John Kitna (Cincinnati), Nov. 23, 2003
- Daunte Culpepper (Minnesota), Nov. 9, 2003
- Jay Cutler (at Denver), Sept. 14, 2008
- Marc Bulger (at St. Louis), Nov. 10, 2002
- Rich Gannon (at Oakland), Nov. 18, 2001
- Kurt Warner (at St. Louis), Oct. 1, 2000
- Jeff George (at Minnesota), Nov. 28, 1999
- Rich Gannon (at Oakland), Nov. 14, 1999
- John Elway (Denver), Nov. 29, 1998
- John Elway (at Denver), Dec. 21, 1997
- Drew Bledsoe (at New England) Aug. 31, 1997
- Dave Krieg (Seattle) Dec. 14, 1986
- Mark Malone (at Pittsburgh) Nov. 24, 1984
- Bill Kenney (Kansas City) Dec. 11, 1983
- Tommy Kramer (Minnesota) Oct. 11, 1981
- Craig Morton (at Denver) Sept. 27, 1981
- Jim Zorn (at Seattle) Nov. 27, 1977
- Len Dawson (Kansas City) Dec. 13, 1964





Opponent Top Performances, continued

INDIVIDUAL TOUCHDOWN RECEPTIONS (3+)

- 4 — Jerry Rice (San Francisco) Jan. 29, 1995
Darryl Turner (Seattle) Sept. 22, 1985
Frank Jackson (Kansas City) Dec. 13, 1964
- 3 — Chad Johnson (Cincinnati) Nov. 23, 2003
Shannon Sharpe (Denver) Nov. 16, 2003
Isaac Bruce (at St. Louis) Nov. 10, 2002
Jerry Rice (at Oakland) Nov. 18, 2001
Sylvester Morris (at K.C.) Sept. 17, 2000
John Stallworth (at Pitt.) Nov. 24, 1984
Steve Largent (Seattle) Oct. 29, 1984
Todd Christensen (L.A. Raiders) Dec. 1, 1983
Gene Washington (at S.F.) Sept. 17, 1972
Don Maynard (N.Y. Jets) Dec. 24, 1967
Art Powell (at L.A. Raiders) Dec. 8, 1963

TEAM SACKS (6+)

- 8 — Green Bay Sept. 24, 1978
at Washington Sept. 16, 1973
Kansas City Dec. 8, 1968
- 7 — Kansas City Dec. 14, 1997
Carolina Sept. 14, 1997
at L.A. Raiders Oct. 18, 1987
at Oakland Raiders Oct. 12, 1980
- 6 — Denver Dec. 31, 2005
Miami Oct. 27, 2003
Pittsburgh Dec. 24, 2000
Kansas City Nov. 26, 2000

at Kansas City Sept. 17, 2000
Philadelphia Oct. 18, 1998
at Cincinnati Nov. 2, 1997
Dallas Oct. 15, 1995
at Kansas City Nov. 8, 1992
at L.A. Raiders Oct. 28, 1985
Cleveland Sept. 29, 1985
Los Angeles Raiders Dec. 1, 1983

INDIVIDUAL SACKS (4+)

- 4,5 — Hugh Douglas (Philadelphia) Oct. 18, 1998
- 4 — Derrick Thomas (at K.C.) Nov. 8, 1992
Al Baker (at Detroit) Oct. 22, 1978
Wilbur Young (Kansas City) Oct. 19, 1975
Ron Carpenter (Cincinnati) Sept. 30, 1973
Lionel Aldridge (Green Bay) Oct. 12, 1970

INDIVIDUAL INTERCEPTIONS (3+)

- 4 — Kwamie Lassiter (at Arizona) Dec. 27, 1998
Joe Lavender (at Washington) Dec. 7, 1980
Vernon Perry (Houston) Dec. 29, 1979
Willie Buchanon (Green Bay) Sept. 24, 1978
Bobby Ply (at Dallas) Dec. 16, 1962
- 3 — Darryl Williams (at Seattle) Sept. 21, 1997
Lloyd Burruss (at Kansas City) Oct. 19, 1986
Kenny Easley (Seattle) Oct. 29, 1984
Marc Murphy (Washington) Oct. 31, 1983
Steve Foley (at Denver) Sept. 27, 1981

Joe Lavender (at Washington) Dec. 7, 1980
David Grayson (Oakland) Oct. 26, 1969
David Grayson (at Oakland), Oct. 29, 1967

TOTAL FIRST DOWNS (30+)

- 34 — at Denver Sept. 14, 2008
Seattle Dec. 29, 2002
at Denver Nov. 19, 2000
at Seattle Nov. 22, 1987
- 33 — Cincinnati Nov. 23, 2003
- 32 — at Pittsburgh Oct. 4, 2009
at Cincinnati Sept. 22, 1985
- 31 — Denver Nov. 29, 1987
- 30 — at Indianapolis Dec. 26, 2004
at New England Oct. 14, 2001
at Denver Sept. 4, 1994
Seattle Sept. 15, 1985

TIME OF POSSESSION (40:00)

- 48:50— at Chicago Oct. 25, 1981 (OT)
- 44:11— at Denver Nov. 16, 2003
- 41:52— at Dallas Oct. 26, 1980
- 41:48— L.A. Raiders Nov. 21, 1993
- 41:35— at Seattle Nov. 22, 1987
- 41:19— Denver Nov. 29, 1987
- 40:20— at Pittsburgh Oct. 4, 2009
- 40:02— Kansas City Nov. 12, 1978 (OT)

THE LAST TIME

100 Yards Rushing

Chargers — Darren Sproles 115 yards vs. Den. Dec. 28, 2008 (14 att.)
Opponent — Shonn Greene 128 yards (vs. NY Jets) Jan. 17, 2010 (23 att.)

200 Yards Rushing

Chargers — LaDainian Tomlinson 243 yards vs. Oakland Dec. 28, 2003 (31 att.)
Opponent — Adrian Peterson 296 yards (at Minnesota) Nov. 4, 2007 (30 att.)

3 Touchdowns Rushing

Chargers — LaDainian Tomlinson (3) vs. Denver Dec. 28, 2008
Opponent — Adrian Peterson (at Minnesota) Nov. 4, 2007

100 Yards Receiving

Chargers — Vincent Jackson 111 yards vs. New York Jets Jan. 17, 2010 (7 rec.)
Opponent — Malcolm Kelly 109 yards (vs. Washington) Jan. 3, 2010 (5 rec.)

200 Yards Receiving

Chargers — Wes Chandler 243 yards vs. Seattle Sept. 15, 1985 (13 rec.)
Opponent — Chad Johnson 260 yards (at Cincinnati) Nov. 12, 2006 (11 rec.)

3 Touchdowns Receiving

Chargers — Antonio Gates vs. Kansas City Oct. 30, 2005
Opponent — Chad Johnson (Cincinnati) Nov. 23, 2003

4 Total Touchdowns

Chargers — LaDainian Tomlinson vs. Oakland Oct. 14, 2007 (4 rushing)
Opponent — Harvey Williams (Oakland) Nov. 16, 1997 (2 rush, 2 rec.)

300 Yards Passing

Chargers — Philip Rivers 308 yards vs. Cincinnati Dec. 20, 2009
Opponent — Carson Palmer 314 yards vs. Cincinnati Dec. 20, 2009

400 Yards Passing

Chargers — Philip Rivers 436 yards vs. Baltimore Sept. 20, 2009
Opponent — Donovan McNabb 450 yards vs. Philadelphia Nov. 15, 2009

3 Touchdown Passes

Chargers — Philip Rivers (3) vs. Cincinnati Dec. 20, 2009
Opponent — Brady Quinn (3) (at Cleveland) Nov. 9, 2009

5 Touchdown Passes

Chargers — Drew Brees (5) vs. Oakland Oct. 31, 2004
Opponent — Gus Frierotte (5) (at Denver) Nov. 19, 2009

Punt Return for Touchdown

Chargers — Darren Sproles 77 yards vs. Denver Oct. 19, 2009
Opponent — Eddie Royal 71 yards (vs. Denver) Oct. 19, 2009

Kickoff Return for Touchdown

Chargers — Darren Sproles 103 yards at Denver Sept. 14, 2008
Opponent — Eddie Royal 93 yards (vs. Denver) Oct. 19, 2009

Fumble Returned for Touchdown

Chargers — Paul Oliver 40 yards vs. K.C. Nov. 29, 2009 (Matt Cassel fumble)
Opponent — Chris Gamble 31 yards (Carolina) Sept. 7, 2008 (Antonio Gates fumble)

Intercepted Pass Returned for Touchdown

Chargers — Eric Weddle 31 yards vs. Mia, Sept. 27, 2009 (Chad Henne passer)
Opponent — David Barrett, 25 yards (N.Y. Jets), Sept. 22, 2008 (Philip Rivers passer)

Field Goal Returned for Touchdown

Chargers — Antonio Cromartie, 109 yards at Minnesota, Nov. 4, 2007
Opponent — Matt Ware, 65 yards, at Philadelphia, Oct. 23, 2005

3 Interceptions or More

Chargers — A. Cromartie (3) vs. Ind. Nov. 11, 2007 (Peyton Manning passer)
Opponent — Kwamie Lassiter (4) (at Ari.), Dec. 27, 1998 (Craig Whelihan passer)

Shutout

Chargers — San Diego 27, at Oakland 0, Sept. 11, 2006
Opponent — at Kansas City 34, San Diego 0, Oct. 31, 1999

40 Points

Chargers — San Diego 42, at Tennessee 17, Dec. 25, 2009
Opponent — San Diego 49, at Cincinnati 41, Nov. 12, 2006

50 Points

Chargers — at San Diego 52, Denver 21, Dec. 28, 2008
Opponent — at St. Louis 57, San Diego 31, Oct. 1, 2000

Safety

Chargers — Penalty on Philip Rivers in end zone for safety vs. Atl. Nov. 30, 2008
Opponent — M. Cassel int. grounding in end zone for safety (vs. K.C.), Nov. 29, 2009

500 Yards Total Net Offense

Chargers — 512 yards at Kansas City, Oct. 19, 1986
Opponent — 528 yards (at Minnesota), Nov. 4, 2007

PAT Blocked

Chargers — John Parrella vs. Kansas City, Nov. 4, 2001
Opponent — Marcus Thomas (at Denver), Nov. 22, 2009

Field Goal Blocked

Chargers — Adrian Dingle vs. N.Y. Jets, Nov. 3, 2002
Opponent — Jamaal Anderson at San Diego, Nov. 30, 2008

Punt Blocked By

Chargers — Jacob Hester at Kansas City, Oct. 25, 2009 (Dustin Colquitt punter)
recovered in end zone for touchdown
Opponent — Tony Scheffler (at Denver), Oct. 7, 2007 (Mike Scifres punter)

INDIVIDUAL POSTSEASON RECORDS

SCORING

Most Points, Career

- 42 Nate Kaeding, 2004-09
37 Rolf Benirschke, 1977-86
30 John Carney, 1990-00

Most Points, Game

- 12 (7x) Last: Darren Sproles vs. Ind. Jan. 3, 2009
11 Rolf Benirschke at Miami Jan. 2, 1982
10 Ben Agajarian at Houston Jan. 1, 1961

TOUCHDOWNS

Most, Career

- 4 Darren Sproles, 2005-09
LaDainian Tomlinson, 2001-09
Kellen Winslow, 1979-87
Charlie Joiner, 1976-86
3 (3x) Last: Vincent Jackson, 2005-09
2 (4x) Last: Natrone Means, 1993-95, 98-99

Most, Game

- 2 (6x) Last: Darren Sproles vs. Ind. Jan. 3, 2009
1 (45x) Last: P. Rivers vs. N.Y. Jets, Jan. 17, 2010

POINTS AFTER TOUCHDOWN

Most, Career

- 18 Nate Kaeding, 2004-09
Rolf Benirschke, 1977-86
9 John Carney, 1990-00
6 George Blair, 1961-64

Most, Game

- 6 George Blair vs. Boston Jan. 5, 1964
5 Rolf Benirschke at Miami Jan. 2, 1982
4 Nate Kaeding at Indianapolis Jan. 13, 2008
Rolf Benirschke at Pittsburgh Jan. 9, 1983

Most Two-Point Conversions, Game

- 1 Alfred Pupunu vs. San Fran. Jan. 29, 1995
Mark Seay vs. San Francisco Jan. 29, 1995

FIELD GOALS

Most, Career

- 8 Nate Kaeding, 2004-09
7 John Carney, 1990-00
Rolf Benirschke, 1977-86
3 Ben Agajarian, 1960-61, 1964

Most, Game

- 4 Nate Kaeding at New England Jan. 20, 2008
3 Ben Agajarian vs. Houston Jan. 1, 1961
2 (5x), Last: John Carney vs. Ind. Dec. 31, 1995

Longest

- 54 John Carney vs. Indianapolis Dec. 31, 1995
42 Nate Kaeding at Pittsburgh Jan. 11, 2009
40 Nate Kaeding at New England Jan. 20, 2008

RUSHING

Most Attempts, Career

- 111 Chuck Muncie, 1980-84
96 LaDainian Tomlinson, 2001-09
63 Natrone Means, 1993-95, 1998-99

Most Attempts, Game

- 26 LaDainian Tomlinson vs. NY. Jets Jan. 8, 2005
25 Chuck Muncie at Pittsburgh Jan. 9, 1983
24 Natrone Means vs. Miami Jan. 8, 1995
Chuck Muncie at Miami Jan. 2, 1982 (OT)

Most Yardage, Career

- 510 Chuck Muncie, 1980-84
380 Paul Lowe, 1960-68
327 LaDainian Tomlinson, 2001-09

Most Yardage, Game

- 206 Keith Lincoln vs. Boston Jan. 5, 1964
165 Paul Lowe at Houston Jan. 1, 1961
139 Natrone Means vs. Miami Jan. 8, 1994

Longest Run

- 671 Keith Lincoln vs. Boston Jan. 5, 1964
581 Paul Lowe vs. Boston Jan. 5, 1964
561 Keith Lincoln vs. Boston Jan. 5, 1964

Most Touchdowns, Career

- 4 LaDainian Tomlinson, 2001-09
3 Chuck Muncie, 1980-84
2 (3x) Last: Darren Sproles, 2005-09

Most Touchdowns, Game

- 2 Darren Sproles vs. Indianapolis Jan. 3, 2009
LaDainian Tomlinson vs. N.E. Jan. 14, 2007
1 (20x), Last: P. Rivers vs. N.Y. Jets, Jan. 17, 2010

PASSING

Most Attempts, Career

- 286 Dan Fouts 1973-87
232 Philip Rivers 2004-09
228 Stan Humphries 1992-97

Most Completions, Career

- 159 Dan Fouts, 1973-1987
134 Philip Rivers, 2004-09
118 Stan Humphries, 1992-97

Most Attempts, Game

- 53 Dan Fouts at Miami Jan. 2, 1982 (OT)
49 Stan Humphries vs. San Fran. Jan. 29, 1995
47 Stan Humphries vs. Ind. Dec. 31, 1995
Dan Fouts vs. Houston Dec. 29, 1979

Most Completions, Game

- 33 Dan Fouts at Miami Jan. 2, 1982 (OT)
31 Drew Brees vs. N.Y. Jets Jan. 8, 2005
28 Stan Humphries vs. Miami Jan. 8, 1995

Pass Rating, Career (minimum 40 att.)

- 101.2 Drew Brees, 2001-04
78.2 Philip Rivers, 2004-09
76.3 Tobin Rote, 1963-64

Pass Rating, Game (minimum 10 att.)

- 145.3 Tobin Rote vs. Boston Jan. 5, 1964
133.2 Philip Rivers at Indianapolis Jan. 13, 2008
132.1 John Hadl vs. Boston Jan. 5, 1964

Completion Pct., Career (minimum 40 att.)

- .738 Drew Brees, 2001-04
.578 Philip Rivers, 2004-09
.556 Dan Fouts, 1973-87

Completion Pct., Game (minimum 10 att.)

- .738 Drew Brees vs. N.Y. Jets, Jan. 8, 2005
.737 Philip Rivers at Indianapolis, Jan. 13, 2008
.675 Philip Rivers vs. N.Y. Jets, Jan. 17, 2010

Most Yardage, Career

- 2,125 Dan Fouts, 1973-87
1,820 Philip Rivers, 2004-09
1,347 Stan Humphries, 1992-97

Most Yardage, Game

- 433 Dan Fouts at Miami Jan. 2, 1982 (OT)
336 Dan Fouts vs. Oakland Jan. 11, 1981
333 Dan Fouts at Pittsburgh Jan. 9, 1983

Longest Completion

- 621 Philip Rivers at Pittsburgh, Jan. 11, 2009
58 Philip Rivers vs. New England Jan. 14, 2007
561 Philip Rivers at Indianapolis Jan. 13, 2008

Most Touchdowns, Career

- 12 Dan Fouts, 1973-87
8 Philip Rivers, 2004-09
6 Stan Humphries, 1992-97

Most Touchdowns, Game

- 3 (4x) Last: Philip Rivers at Pitt. Jan. 11, 2009
2 (5x) Last: D. Brees vs. N.Y. Jets Jan. 8, 2005
1 (8x) Last: P. Rivers vs. N.Y. Jets, Jan. 17, 2010

Most Interceptions, Career

- 16 Dan Fouts, 1973-87
13 Stan Humphries, 1992-97
9 Philip Rivers, 2004-09

Most Interceptions, Game

- 5 Dan Fouts at Miami Jan. 16, 1983
Dan Fouts vs. Houston Dec. 29, 1979
4 (3x) Last: S. Humphries vs. Ind. Dec. 31, 1995
2 (1x) Last: P. Rivers vs. N.Y. Jets, Jan. 17, 2010

Lowest Pct. Interceptions, Career

- .024 Drew Brees, 2001-04
.039 Philip Rivers, 2004-09
.049 Tobin Rote, 1963-64

PASS RECEIVING

Most Receptions, Career

- 39 Antonio Gates, 2003-09
Ronnie Harmon, 1990-95
30 Charlie Joiner, 1976-86
29 Vincent Jackson, 2005-09

Most Receptions, Game

- 13 Kellen Winslow at Miami Jan. 2, 1982 (OT)
10 Ronnie Harmon vs. Ind. Dec. 31, 1995
9 (4x) Last: Eric Parker vs. N.Y. Jets Jan. 8, 2005

Most Yardage, Career

- 539 Charlie Joiner, 1976-86
503 Vincent Jackson, 2005-09
449 Antonio Gates, 2003-09

Most Yardage, Game

- 166 Kellen Winslow at Miami Jan. 2, 1982 (OT)
133 Ronnie Harmon vs. Ind. Dec. 31, 1995
130 Charlie Joiner vs. Oakland Jan. 11, 1981

Most Touchdowns, Career

- 4 Kellen Winslow, 1979-87
Charlie Joiner, 1976-86
3 Vincent Jackson, 2005-09
2 (4x) Last: Darren Sproles, 2005-09

Most Touchdowns, Game

- 2 (3x) Last: Kellen Winslow at Pitt. Jan. 9, 1983
1 (26x) Last: Kris Wilson vs. N.Y. Jets Jan. 17, 2010

INTERCEPTIONS BY

Most Interceptions, Career

- 3 Drayton Florence, 2003-07
Glen Edwards, 1978-81
2 (5x) Last: Quentin Jammer, 2002-09
1 (16x) Last: Eric Weddle, 2007-09

Most Interceptions, Game

- 2 (4x) Last: Glen Edwards vs. Buffalo, Jan. 3, 1981
1 (24x) Last: Q. Jammer vs. N.Y. Jets Jan. 17, 2010

Most Yardage, Career

- 62 Glen Edwards, 1978-81
45 Bud Whitehead, 1961-68
40 Darren Carrington, 1991-94

Most Yardage, Game

- 45 Bud Whitehead vs. Houston Dec. 24, 1961
40 Darren Carrington vs. Kansas City Jan. 12, 1993
35 Bruce Laird vs. Pittsburgh Jan. 9, 1983
Glen Edwards vs. Miami Jan. 2, 1982

PUNTING

Most Punts, Career

- 42 Mike Scifres, 2003-09
13 John Kidd, 1990-94
11 Bryan Wagner, 1994

Most Punts, Game

- 7 Mike Scifres vs. New England Jan. 14, 2007
John Kidd at Miami Jan. 10, 1993
6 (5x) Last: Mike Scifres vs. N.Y. Jets Jan. 17, 2010
5 (4x) Last: Mike Scifres at N.E. Jan. 20, 2008

Most Yardage, Career

- 1,864 Mike Scifres, 2003-09
589 John Kidd, 1990-94
474 Bryan Wagner, 1994

Most Yardage, Game

- 324 John Kidd at Miami Jan. 10, 1993
316 Mike Scifres vs. Indianapolis Jan. 3, 2009
297 Mike Scifres vs. New York Jets Jan. 17, 2010

Average Yardage, Career (minimum 4 punts)

- 45.3 John Kidd, 1990-94
44.4 Mike Scifres, 2003-09
43.9 John Hadl, 1962-72

Average Yardage, Game (minimum 2 punts)

- 59.0 Mike Scifres at Indianapolis Jan. 13, 2008
54.5 Darren Bennett vs. Indianapolis Dec. 31, 1995
52.7 Mike Scifres vs. Indianapolis, Jan. 3, 2009

PUNT RETURNS

Most Returns, Career

- 12 Darren Sproles, 2005-09
8 Mike Fuller, 1975-80
7 Eric Parker, 2002-06

Most Returns, Game

- 5 Eric Parker vs. New England Jan. 14, 2007
4 Nate Lewis at Miami Jan. 10, 1993
3 (6x) Last: Darren Sproles vs. Ind. Jan. 3, 2009

Most Yardage, Career

- 107 Darren Sproles, 2005-09
99 Mike Fuller, 1975-80
63 Wes Chandler, 1981-87

Most Yardage, Game

- 72 Darren Sproles vs. Indianapolis Jan. 3, 2009
561 Wes Chandler at Miami Jan. 2, 1982 (OT)
41 Mike Fuller vs. Oakland Jan. 11, 1981



Individual Postseason Records, *continued*

Most Touchdowns, Career

- 1 Wes Chandler, 1981-87

KICKOFF RETURNS

Most Returns, Career

- 21 Darren Sproles, 2005-09
- Andre Coleman, 1994-96
- 17 James Brooks, 1981-83
- 8 Hank Bauer, 1977-82

Most Returns, Game

- 8 Andre Coleman vs. San Fran. Jan. 29, 1995
- 6 Andre Coleman vs. Ind. Dec. 31, 1995
- 5 (3x) Last: Darren Sproles at Pitt. Jan. 11, 2009

Most Yardage, Career

- 537 Darren Sproles, 2005-09
- 483 Andre Coleman, 1994-96
- 276 James Brooks, 1981-83

Most Yardage, Game

- 242 Andre Coleman vs. San Fran. Jan. 29, 1995
- 164 Darren Sproles at Pittsburgh Jan. 11, 2009
- 147 Leslie Duncan at Buffalo Dec. 26, 1964

Most Touchdowns, Career

- 1 Andre Coleman, 1994-96

TEAM POSTSEASON RECORDS

POINTS SCORED

Most, Quarter

- 24 at Miami Jan. 2, 1982 (1Q)
- 21 vs. Boston Jan. 5, 1964 (1Q)
- 14 (5x) Last: at Pittsburgh Jan. 11, 2009 (4Q)

Most, Quarter, Opponent

- 21 at Miami Jan. 10, 1993 (2Q)
- Oakland Jan. 11, 1981 (1Q)
- 20 at Miami Jan. 16, 1983 (2Q)
- 17 at Miami Jan. 2, 1982 (2Q)

Most, Quarter, Both Teams

- 33 at Miami Jan. 16, 1983 (2Q)
- 28 (4x) Last: at Pittsburgh, Jan. 11, 2009 (4Q)
- 24 at Miami Jan. 2, 1982 (1Q)

Most, Game

- 51 vs. Boston Jan. 5, 1964
- 41 at Miami Jan. 2, 1982 (OT)
- 31 at Pittsburgh Jan. 9, 1983

Most, Game, Opponent

- 49 San Francisco Jan. 29, 1995
- 38 at Miami Jan. 2, 1982 (OT)
- 35 (2x) Last: at Pittsburgh Jan. 11, 2009

Most, Game, Both Teams

- 79 at Miami Jan. 2, 1982 (OT)
- 75 vs. San Francisco Jan. 29, 1995
- 61 (2x) Last: vs. Oakland, Jan. 11, 1981

Fewest, Game

- 0 at Miami Jan. 10, 1993
- vs. Buffalo Dec. 26, 1965
- 3 vs. Houston Dec. 24, 1961
- 7 (2x) Last: at Cincinnati, Jan. 10, 1982

Fewest, Game, Opponent

- 0 vs. Kansas City Jan. 2, 1993
- 6 vs. Tennessee Jan. 6, 2008
- 10 (2x) Last: Boston Jan. 5, 1964

Fewest, Game, Both Teams

- 13 vs. Houston Dec. 24, 1961
- 17 vs. Kansas City Jan. 2, 1993
- 23 (2x) Last: vs. Tennessee Jan. 6, 2008

TOUCHDOWNS

Most, Game

- 7 vs. Boston Jan. 5, 1964
- 5 at Miami Jan. 2, 1982 (OT)
- 4 (2x) Last: at Indianapolis Jan. 13, 2008

Most, Game, Opponent

- 7 San Francisco Jan. 29, 1995
- 5 (3x) Last: at Pittsburgh Jan. 11, 2009
- 4 (4x) Last: at Miami Jan. 10, 1993

Most, Game, Both Teams

- 10 vs. San Francisco Jan. 29, 1995
- at Miami Jan. 2, 1982 (OT)
- 8 (3x) Last: at Pittsburgh Jan. 11, 2009
- 7 (3x) Last: at Indianapolis Jan. 13, 2008

POINTS AFTER TOUCHDOWN

Most, Game

- 6 vs. Boston Jan. 5, 1964
- 5 at Miami Jan. 2, 1982 (OT)
- 4 (2x) Last: at Indianapolis Jan. 13, 2008

Most, Game, Opponent

- 7 vs. San Francisco Jan. 29, 1995
- 5 (3x) Last: at Pittsburgh Jan. 11, 2009
- 4 (4x) Last: at Miami Jan. 10, 1993

Most, Game, Both Teams

- 10 vs. San Francisco Jan. 29, 1995
- at Miami Jan. 2, 1982 (OT)
- 8 (2x) Last: at Pittsburgh Jan. 11, 2009
- 7 (4x) Last: at Indianapolis Jan. 13, 2008

Most Two-Point Conversions, Game

- 2 vs. San Francisco, Jan. 29, 1995

Most Two-Point Conversions Game, Opponent

- 1 New England, Jan. 14, 2007

FIELD GOALS

Most, Game

- 3 at Houston, Jan. 1, 1961
- 2 (5x) Last: vs. Indianapolis Dec. 31, 1995
- 1 (9x) Last: at Pittsburgh Jan. 11, 2009

Most, Game, Opponent

- 4 at New England Jan. 20, 2008
- 3 (2x) Last: New England Jan. 14, 2007
- 2 (6x) Last: vs. New York Jets Jan. 8, 2005

Most, Game, Both Teams

- 4 (3x) Last: at New England Jan. 20, 2008
- 3 (6x) Last: vs. Tennessee Jan. 6, 2008
- 2 (9x) Last: vs. Indianapolis Jan. 3, 2009

FIRST DOWNS

Most, Game

- 33 at Miami Jan. 2, 1982 (OT)
- 29 at Pittsburgh Jan. 9, 1983
- 28 vs. Miami Jan. 8, 1995

Most, Game, Opponents

- 29 at Miami Jan. 16, 1983
- 28 vs. San Francisco Jan. 29, 1995
- 26 at Pittsburgh Jan. 9, 1983

Most, Game, Both Teams

- 58 at Miami Jan. 2, 1982 (OT)
- 55 at Pittsburgh Jan. 9, 1983
- 49 at Indianapolis Jan. 13, 2008

Fewest, Game

- 10 at Miami Jan. 10, 1993
- 12 vs. Buffalo Dec. 26, 1965
- 13 at Pittsburgh Jan. 15, 1995

Fewest, Game, Opponents

- 14 (3x) Last: vs. New York Jets Jan. 17, 2010
- 15 (2x) Last: Tennessee Jan. 6, 2008
- 17 (5x) Last: vs. Indianapolis Jan. 3, 2009

Fewest, Game, Both Teams

- 26 Buffalo Dec. 26, 1965
- 28 at Miami Jan. 10, 1993
- 32 (2x) Last: vs. New York Jets Jan. 17, 2010

FIRST DOWNS, RUSHING

Most, Game

- 12 New England Jan. 14, 2007
- Miami Jan. 8, 1995
- 11 (5x) Last: vs. Indianapolis Jan. 3, 2009
- 10 at Miami Jan. 2, 1982 (OT)

Most, Game, Opponent

- 15 at Miami Jan. 16, 1983
- 13 at New England Jan. 20, 2008
- 12 (2x) Last: at Pittsburgh Jan. 11, 2009

Most, Game, Both Teams

- 20 at Miami Jan. 16, 1983
- 19 (2x) Last: at Cincinnati Jan. 10, 1982
- 17 (3x) Last: at New England Jan. 20, 2008

Fewest, Game

- 1 at Pittsburgh Jan. 11, 2009
- 2 vs. New York Jets Jan. 17, 2010
- 3 at Miami Jan. 10, 1993

Fewest, Game, Opponent

- 2 Miami, Jan. 8, 1995
- 3 (3x) Last: New England Jan. 14, 2007
- 4 (4x) Last: at Indianapolis Jan. 13, 2008

Fewest, Game, Both Teams

- 8 (3x) Last: vs. New York Jets Jan. 17, 2010
- 9 vs. Buffalo Dec. 26, 1965
- 11 vs. Tennessee Jan. 6, 2008

FIRST DOWNS, PASSING

Most, Game

- 21 at Miami Jan. 2, 1982 (OT)
- 20 Indianapolis Dec. 31, 1995
- 19 at Pittsburgh Jan. 9, 1983

Most, Game, Opponent

- 21 at Indianapolis Jan. 13, 2008
- at Miami Jan. 2, 1982 (OT)
- 19 at Pittsburgh Jan. 9, 1983
- 17 (2x) Last: vs. San Francisco Jan. 29, 1995

Most, Game, Both Teams

- 42 at Miami Jan. 2, 1982
- 38 at Pittsburgh Jan. 9, 1983
- 35 at Indianapolis Jan. 13, 2008

Fewest, Game

- 7 (5x) Last: at Miami Jan. 10, 1993
- 8 (2x) Last: at Pittsburgh Jan. 15, 1995
- 9 (3x) Last: vs. New England Jan. 14, 2007

Fewest, Game, Opponent

- 5 vs. Houston Dec. 29, 1979
- 6 vs. New York Jets Jan. 17, 2010
- 8 (4x) Last: at Pittsburgh Jan. 11, 2009

Fewest, Game, Both Teams

- 15 at Buffalo Dec. 26, 1964
- 16 (3x) Last: at Miami Jan. 10, 1993
- 17 (2x) Last: vs. Kansas City Jan. 2, 1993

TOTAL NET YARDS GAINED

Most, Game

- 601 Boston Jan. 5, 1964
- 564 at Miami Jan. 2, 1982 (OT)
- 479 at Pittsburgh Jan. 9, 1983

Most, Game, Opponent

- 466 at Miami Jan. 2, 1982 (OT)
- 449 San Francisco Jan. 29, 1995
- 446 at Indianapolis Jan. 13, 2008

Most, Game, Both Teams

- 1,030 at Miami Jan. 2, 1982 (OT)
- 901 at Pittsburgh Jan. 9, 1983
- 862 Boston Jan. 5, 1964

NET YARDS GAINED RUSHING

Most, Game

- 309 Boston Jan. 5, 1964
- 202 Miami Jan. 8, 1995
- 192 Kansas City Jan. 2, 1993

Most, Game, Opponent

- 219 at Buffalo Dec. 26, 1964
- 214 at Miami Jan. 16, 1983
- 178 Indianapolis Dec. 31, 1995

Most, Game, Both Teams

- 384 Boston Jan. 5, 1964
- 343 at Buffalo Dec. 26, 1964
- 323 Indianapolis Dec. 31, 1995

NET YARDS GAINED PASSING

Most, Game

- 415 at Miami Jan. 2, 1982 (OT)
- 351 Oakland Jan. 11, 1981
- 333 at Pittsburgh Jan. 9, 1983

Most, Game, Opponent

- 402 at Indianapolis Jan. 13, 2008
- 388 at Miami Jan. 2, 1982 (OT)
- 349 at Pittsburgh Jan. 15, 1995

Most, Game, Both Teams

- 803 at Miami Jan. 2, 1982 (OT)
- 714 at Indianapolis Jan. 13, 2008
- 658 at Pittsburgh Jan. 9, 1983



YEAR-BY-YEAR STATISTICS

Darren Sproles left many frustrated tacklers in his wake as he rambled to career-best totals for combined rushing and receiving yards and touchdowns in 2009.

Photo: Mike Nowak



2009 FINAL STATISTICS

† Local Television Blackout Lifted

(13-3 Overall) First AFC West - Norv Turner Home (6-2); Away (7-1); Postseason (0-1)

Date	W/L	Score	Opponent	Att.
09/14	W	24-20	at Oakland	61,940
09/20	L	26-31	Baltimore †	66,882
09/27	W	23-13	Miami †	67,230
10/04	L	28-38	at Pittsburgh	64,045
10/19	L	23-34	Denver †	68,615
10/25	W	37-7	at Kansas City	69,337
11/01	W	24-16	Oakland †	67,016
11/08	W	21-20	at New York Giants	78,774
11/15	W	31-23	Philadelphia †	68,879
11/22	W	32-3	at Denver	74,207
11/29	W	43-14	Kansas City †	65,280
12/06	W	30-23	at Cleveland	67,978
12/13	W	20-17	at Dallas	90,552
12/20	W	27-24	Cincinnati †	68,889
12/25	W	42-17	at Tennessee	69,143
01/03	W	23-20	Washington †	67,554

AFC Divisional Playoffs

01/17	L	14-17	New York Jets †	69,498
-------	---	-------	-----------------	--------

San Diego

	San Diego	Opponent
TOTAL FIRST DOWNS	330	309
Rushing	80	112
Passing	222	177
Penalty	28	20
Third Down: Made/Att	83/187	82/203
Third Down Pct.	44.4%	40.4%
Fourth Down: Made/Att	5/10	10/20
Fourth th Down Pct.	50.0%	50.0%
TOTAL NET YARDS	5761	5232
Avg. Per Game	360.1	323.2
Total Plays	972	991
Avg. Per Play	5.9	5.3
NET YARDS RUSHING	1423	1884
Avg. Per Game	88.9	117.8
Total Rushes	427	422
NET YARDS PASSING	4338	3348
Avg. Per Game	271.1	209.3
Sacked/Yards Lost	26/168	35/221
Gross Yards	4506	3569
Attempts/Completions	519/338	534/326
Completion Pct.	65.1%	61.0%
Had Intercepted	10	14
PUNTS/AVERAGE	52/45.0	63/43.0
NET PUNTING AVG.	39.2	37.6
PENALTIES/YARDS	78/570	103/795
FUMBLES/BALL LOST	14/77	24/111
TOUCHDOWNS	51	35
Rushing	17	10
Passing	29	23
Returns	5	2
TIME OF POSSESSION	29:58	30:02

Score by Quarters

Chargers	Q1	Q2	Q3	Q4	OT	PTS.
Chargers	103	120	107	124	0	454
Opponents	81	98	57	114	0	320

Scoring	TD	RU	PA	RT	PAT	FG	PTS.
Kaeding	0	0	0	0	50/51	32/35	146
Tomlinson	12	12	0	0	0/0	0/0	72
Jackson	9	0	9	0	0/0	0/0	54
Sproles	8	3	4	1	0/0	0/0	48
Gates	8	0	8	0	0/0	0/0	48
Tolbert	4	1	3	0	0/0	0/0	24
Hester	2	0	0	2	0/0	0/0	12
Naanee	2	0	2	0	0/0	0/0	12
Gates	1	0	0	1	0/0	0/0	6
Chambers	1	0	1	0	0/0	0/0	6
Floyd	1	0	1	0	0/0	0/0	6
Wilson	1	0	1	0	0/0	0/0	6
Weddle	1	0	0	1	0/0	0/0	6
Rivers	1	1	0	0	0/0	0/0	6
Chargers	51	17	29	5	50/51	32/35	454
Opponents	35	10	23	2	33/33	25/29	320

2-Pt. Conversions: Chargers 0-0, Opponents 1-2

Sacks: Phillips 7.0, Merriman 4.0, Boone 3.0, Burnett 2.5, Siler 2.0, Gregory 2.0, Harris 2.0, Castillo 2.0, English 2.0, Weddle 1.5, Ellison 1.0, Oliver 1.0, Nwabugbo 1.0, Dobbins 1.0, Scott 1.0, Cesaire 1.0. **Chargers: 34.0, Opponents: 26.0**

Rushing	No.	Yds.	Avg.	Long	TD
Tomlinson	223	730	3.3	36	12
Sproles	93	343	3.7	21	3
Tolbert	25	148	5.9	32	1
Hester	21	74	3.5	15	0
Bennett	23	65	2.8	14	0
Rivers	26	50	1.9	15	1
Jackson	3	11	3.7	12	0
Naanee	3	7	2.3	10	0
Davis	1	4	4.0	4	0
Volek	9	-9	-1.0	-1	0
Chargers	427	1423	3.3	36	17
Opponents	422	1884	4.5	36	10

Receiving	No.	Yds.	Avg.	Long	TD
Gates	79	1157	14.6	56	8
Jackson	68	1167	17.2	55	9
Floyd	45	776	17.2	53	1
Sproles	45	497	11.0	81	4
Naanee	24	242	10.1	23	2
Tomlinson	20	154	7.7	36	0
Tolbert	17	192	11.3	66	3
Chambers	9	122	13.6	20	1
Hester	9	24	2.7	5	0
Bennett	6	65	10.8	33	0
Davis	6	52	8.7	11	0
Manumaleuna	5	13	2.6	11	0
Wilson	4	28	7.0	21	1
Osgood	1	17	17.0	17	0
Chargers	338	4506	13.3	81	29
Opponents	326	3569	10.9	84	23

Interceptions	No.	Yds.	Avg.	Long	TD
Jammer	3	25	8.3	21	0
Cromartie	3	17	5.7	16	0
Weddle	2	44	22.0	31	1
Cason	2	22	11.0	22	0
Oliver	1	34	34.0	34	0
Dobbins	1	13	13.0	13	0
Gregory	1	13	13.0	13	0
Siler	1	5	5.0	5	0
Chargers	14	173	12.4	34	1
Opponents	10	88	8.8	33	0

Punting	No.	Yds.	Avg.	Net	TB	I-20	Lg.	B
Scifres	52	2342	45.0	39.2	2	23	65	0
Chargers	52	2342	45.0	39.2	2	23	65	0
Opponents	62	2711	43.0	37.6	8	21	69	1

Punt Returns	Ret.	FC	Yds.	Avg.	Lg.	TD
Sproles	26	12	183	7.0	77	1
Davis	0	1	0	0	0	0
Chargers	26	13	183	7.0	77	1
Opponents	23	16	265	11.5	71	1

Kickoff Returns	Ret.	Yds.	Avg.	Long	TD
Sproles	54	1300	24.1	66	0
Davis	4	79	19.8	23	0
Cromartie	3	41	13.7	22	0
Wilson	1	13	13.0	13	0
Hester	1	9	9.0	9	0
Chargers	63	1442	22.9	66	0
Opponents	87	1909	21.9	93	1

Field Goals	1-19	20-29	30-39	40-49	50+
Kaeding	2/2	17/17	4/4	6/8	3/4
Chargers	2/2	17/17	4/4	6/8	3/4
Opponents	1/1	12/12	7/7	5/8	0/1

Kaeding (47G) (29G, 22G, 23G) (25G, 41N, 23G, 26G) () (20G, 44G, 50G, 55N) (20G, 43N, 39G, 19G) (28G) () (29G) (28G, 47G, 28G, 19G) (55G, 23G) (32G, 42G, 22G) (29G, 34G) (33G, 52G) () (47G, 24G, 45G)

Defensive Tackles (solo-ast-total-pd-ff-fr-fl) Cooper 78-41-119-8-3-1-2, Burnett 53-25-62-0-0-6, Weddle 69-13-82-4-0-4, Phillips 56-15-71-4-7-0-1, Siler 51-16-67-3-0-1-7, Gregory 49-14-63-6-0-2-4, Dobbins 39-18-57-0-1-0-4, Jammer 45-9-54-10-1-0-0, Ellison 42-8-50-2-0-0-2, Merriman 34-12-46-0-0-0-5, Oliver 30-8-38-2-0-1-1, Castillo 21-17-38-0-1-0-4, Cromartie 33-3-36-6-0-0-0, English 23-11-34-0-1-3, Cesaire 17-15-32-0-1-1-2, Cason 26-3-29-1-0-0-0, Johnson 14-13-27-0-0-2, Nwabugbo 17-8-25-2-0-1-4, Boone 14-7-21-2-0-0-4, Scott 15-4-19-2-0-0-3, Hart 9-4-13-0-0-0-0, Harris 5-2-7-0-0-0-2, Spillman 5-2-7-0-0-0-0, Williams 3-1-4-0-0-0-0-1, Garay 2-2-4-0-0-0-0, Martin 2-2-4-0-0-0-0, Tucker 2-0-2-0-0-0-0, Coleman 1-0-1-0-0-0-1, Holt 1-0-1-0-0-0-1, Hughes 1-0-1-0-0-0-1

Special Teams Tackles (solo-ast-total) Tolbert 16-6-22, Osgood 13-1-15, Oliver 8-4-12, Siler 8-3-11, Cason 10-0-10, Holt 7-2-9, Hester 7-0-7, Blinn 5-1-6, Wilson 3-2-5, Spillman 2-3-5, Burnett 3-1-4, Dobbins 2-2-4, Naanee 2-2-4, English 3-0-3, Gregory 3-0-3, Bennett 2-0-2, Ellison 2-0-2, Kaeding 2-0-2, Tucker 2-0-2, Harris 1-1-2, Floyd 1-0-1, Garay 1-0-1, Hart 1-0-1, Hughes 1-0-1, Jammer 1-0-1

Passing	Att.	Comp.	Yds.	Comp.%	Yds./Att.	TD	TD%	Int.	Int.%	Long	Sack/Lost	Rating
PRivers	486	317	4254	65.2%	8.8	28	5.8%	9	1.9%	81t	25/167	104.4
B.Volek	31	20	231	64.5%	7.5	1	3.2%	1	3.2%	50	1/1	84.2
L.Naanee	1	1	21	100.0%	21.0	0	0.0%	0	0.0%	21	0/0	118.8
L.Tomlinson	1	0	0	0.0%	0.0	0	0.0%	0	0.0%	0	0/0	39.6
Chargers	519	338	4506	65.1%	8.7	29	5.6%	10	1.9%	81t	26/168	103.1
Opponents	534	326	3569	61.0%	6.7	23	4.3%	14	2.6%	84	35/221	84.2

2008 FINAL STATISTICS

† Local Television Blackout Lifted

(8-8 Overall) First AFC West - Norv Turner
Home (5-3); Away (3-5); Postseason (1-1)

Date	W/L	Score	Opponent	Att.
09/07	L	24-26	Carolina †	67,115
09/14	L	38-39	at Denver	75,915
09/22	W	48-29	New York Jets †	68,922
09/28	W	28-18	at Oakland	61,808
10/05	L	10-17	at Miami	65,063
10/12	W	30-10	New England †	68,704
10/19	L	14-23	at Buffalo	71,602
10/26	L	32-37	at New Orleans	83,226
11/09	W	20-19	Kansas City †	67,510
11/16	L	10-11	at Pittsburgh	62,051
11/23	L	20-23	Indianapolis †	68,428
11/30	L	16-22	Atlanta †	67,200
12/04	W	34-7	Oakland †	68,097
12/14	W	22-21	at Kansas City	73,842
12/21	W	41-24	at Tampa Bay	64,778
12/28	W	52-21	Denver †	69,131

AFC Wild Card Playoffs
 01/03 W 23-17 (OT) Indianapolis † 68,082

AFC Divisional Playoffs
 01/11 L 24-35 at Pittsburgh 63,899

Team Statistics	Chargers	Opponents
TOTAL FIRST DOWNS	301	339
Rushing	92	98
Passing	191	213
Penalty	18	28
3rd Down: Made/Att	89/194	84/207
3rd Down Pct.	45.9%	40.6%
4th Down: Made/Att	8/11	13/24
4th Down Pct.	72.7%	54.2%
TIME OF POSSESSION	28:53	31:07
TOTAL NET YARDS	5584	5599
Avg. Per Game	349.0	349.9
Total Plays	924	1041
Avg. Per Play	6.0	5.4
NET YARDS RUSHING	1726	1641
Avg. Per Game	107.9	102.6
Total Rushes	421	408
NET YARDS PASSING	3858	3958
Avg. Per Game	241.1	247.4
Sacked/Yards Lost	25/151	28/132
Gross Yards	4009	4090
Attempts/Completions	478/312	605/411
Completion Pct.	65.3%	67.9%
Hand Intercepted	11	15
PUNTS/AVERAGE	51/45.7	60/43.9
NET PUNTING AVG.	40.9	38.7
PENALTIES/YARDS	185/748	78/708
FUMBLES/BALL LOST	18/9	18/9
TOUCHDOWNS	51	39
Rushing	13	11
Passing	34	25
Returns	4	3

Score by Quarters

Chargers	Q1	Q2	Q3	Q4	OT	PTS.
Chargers	77	126	84	152	0	439
Opponents	64	141	59	83	0	347

Scoring	TD	RU	PA	RT	PAT	FG	S	PTS.
Kaeding	0	0	0	0	46/46	27/32	0	127
Tomlinson	12	11	0	0	0/0	0/0	0	72
Gates	8	0	8	0	0/0	0/0	0	48
Sproles	7	1	5	1	0/0	0/0	1	44
Jackson	7	0	7	0	0/0	0/0	0	42
Chambers	5	0	5	0	0/0	0/0	0	30
Floyd	4	0	4	0	0/0	0/0	0	24
Manumaleuna	2	0	2	0	0/0	0/0	0	12
Hester	2	1	1	0	0/0	0/0	0	12
Tolbert	1	0	1	0	0/0	0/0	0	6
Cason	1	0	0	1	0/0	0/0	0	6
Cromartie	1	0	0	1	0/0	0/0	0	6
Weddle	1	0	0	1	0/0	0/0	0	6
Naanee	0	0	0	0	0/0	0/0	1	2
Chargers	51	13	34	4	46/46	27/32	2	439
Opponents	39	11	25	3	31/33	24/31	2	347

2-Pt. Conversions: Chargers 2-5, Opponents 2-6

Sacks: Phillips 7.5, Tucker 5.5, Harris 2.5, Cesaire 2.0, Olschansky 2.0, Cooper 1.5, Williams 1.5, Castillo 1.5, Bingham 1.5, Weddle 1.0, Applewhite 0.5
Chargers: 28.0, Opponents: 24.0

Passing	Att.	Comp.	Yds.	Comp.%	Yds./Att.
PRivers	478	312	4009	65.3%	8.4
Chargers	478	312	4009	65.3%	8.4
Opponents	605	411	4090	67.9%	6.8

Rushing	No.	Yds.	Avg.	Long	TD
Tomlinson	292	1110	3.8	45	11
Sproles	61	330	5.4	37	1
Hester	19	95	5.0	28	1
Rivers	31	84	2.7	11	0
Jackson	4	69	17.3	31	0
Tolbert	13	37	2.8	11	0
Chambers	1	1	1.0	1	0
Chargers	421	1726	4.1	45	13
Opponents	408	1641	4.0	49	11

Receiving	No.	Yds.	Avg.	Long	TD
Gates	60	704	11.7	34	8
Jackson	59	1098	18.6	60	7
Tomlinson	52	426	8.2	32	1
Chambers	33	462	14.0	48t	5
Sproles	29	342	11.8	66t	5
Floyd	27	465	17.2	49t	4
Manumaleuna	15	127	8.5	17	2
Tolbert	13	171	13.2	67	1
Hester	12	91	7.6	16	1
Naanee	8	64	8.0	18	0
Davis	4	59	14.8	20	0
Chargers	312	4009	12.8	67	34
Opponents	411	4090	10.0	71t	25

Interceptions	No.	Yds.	Avg.	Long	TD
Cooper	4	11	2.8	10	0
Cason	2	69	34.5	59t	1
Cromartie	2	66	33.0	52t	1
Jammer	2	2	1.0	2	0
Wilhelm	1	8	8.0	8	0
Castillo	1	4	4.0	4	0
Dobbins	1	4	4.0	4	0
Weddle	1	3	3.0	3	0
Oliver	1	0	0.0	0	0
Chargers	15	167	11.1	59t	2
Opponents	11	189	17.2	50	1

Punting	No.	Yds.	Avg.	Net	TB	I-20	Lg.	B
M.Scifres	51	2332	45.7	40.9	5	19	67	0
Chargers	51	2332	45.7	40.9	5	19	67	0
Opponents	60	2633	43.9	38.7	2	25	70	0

Punt Returns	Yds.	FC	Yds.	Avg.	Lg.	TD
Sproles	22	12	249	11.3	43	0
Davis	2	0	15	7.5	10	0
Cromartie	1	0	4	4.0	4	0
Weddle	1	1	1	1.0	1	0
Chargers	26	13	269	10.3	43	0
Opponents	23	12	146	6.3	32	0

Kickoff Returns	Ret.	Yds.	Avg.	Long	TD
Sproles	53	1376	26.0	103t	1
Hester	3	42	14.0	20	0
Cromartie	3	37	12.3	26	0
Manumaleuna	2	14	7.0	9	0
Gordon	1	18	18.0	18	0
Naanee	0	-2	0	-2	0
Chargers	62	1485	24.0	103t	1
Opponents	86	1943	22.6	94	1

Field Goals	1-19	20-29	30-39	40-49	50+
Kaeding	0/0	13/13	10/10	3/8	1/1
Chargers	0/0	13/13	10/10	3/8	1/1
Opponents	0/0	6/6	8/9	8/10	2/6

Kaeding: (27G) (34G, 21G, 28G) (36G, 49G) (44N, 28G, 47N, 47G) (34G) (25G, 44N, 35G, 23G) (1) (33G, 24G, 31G) (34G, 26G) (42N, 22G) (35G, 47G) (43B, 28G) (20G, 39G) (32G, 28G, 57G) (26G)

Defensive Tackles (solo-ast-total-pd-ff-fr-ftl): Cooper84-52-136-6-0-0-6, Weddle 109-26-135-5-0-1-3, Jammer 74-17-91-19-3-2-4, Phillips 55-33-88-4-1-1-15, Hart 49-34-83-8-0-2-2, Dobbins 42-36-78-4-2-0-1, Wilhelm 45-23-68-3-0-1-1, Williams 41-26-67-3-0-0-10, Cromartie 57-7-64-9-0-0-1, Olschansky 26-28-54-0-0-0-3, Castillo 25-28-53-1-1-0-6, Cason 44-8-52-7-1-0-3, Tucker 30-13-43-1-0-1-9, Bingham 17-20-37-0-0-0-3, Smith 15-20-35-0-0-0-0, Harris 17-15-32-0-2-1-4, Cesaire 14-16-30-2-0-0-2, Gregory 24-5-29-4-0-1-1, Applewhite 12-7-19-0-0-1, Siler 8-4-12-0-0-0-3, Oliver 7-2-9-1-0-0-0, Gordon 7-1-8-1-0-0-0, Merriman 1-3-4-0-0-1, Waters 0-3-3-0-0-0-0, Scott 0-1-1-0-0-0-0

Special Teams Tackles (solo-ast-total): Osgood 16-1-17, Siler 11-4-15, Cason 9-6-15, Hester 9-5-14, Dobbins 11-2-13, Naanee 9-1-10, Applewhite 9-0-9, Harris 5-1-6, Binn 4-0-4, Gregory 4-0-4, Oliver 4-0-4, Gordon 2-2-4, Floyd 3-0-3, Waters 3-0-3, Jammer 2-0-2, Kaeding 2-0-2, Weddle 2-0-2, Battle 1-0-1, Hardwick 1-0-1, Scifres 1-0-1, Wilhelm 1-0-1, Tucker 0-1-1, Wilson 0-1-1

TD	TD%	Int.	Int. %	Long	Sack/Lost	Rating
34	7.1%	11	2.3%	67	25/151	105.6
34	7.1%	11	2.3%	67	25/151	105.6
25	4.1%	15	2.5%	71t	28/132	90.3



2007 FINAL STATISTICS

† Local Television Blackout Lifted

(11-5 Overall) First AFC West - Norv Turner Home (7-1); Away (4-4); Postseason (2-1)

Date	W/L	Score	Opponent	Att.
09/09	W	14-3	Chicago †	67,837
09/16	L	14-38	at New England	68,756
09/23	L	24-31	at Green Bay	70,733
09/30	L	16-30	Kansas City †	65,175
10/07	W	41-3	at Denver	76,879
10/14	W	28-14	Oakland †	67,523
10/28	W	35-10	Houston †	60,439
11/04	L	17-35	at Minnesota	63,043
11/11	W	23-21	Indianapolis †	67,726
11/18	L	17-24	at Jacksonville	66,732
11/25	W	32-14	Baltimore †	63,337
12/02	W	24-10	at Kansas City	74,874
12/09	W	23-17 (OT)	at Tennessee	69,143
12/16	W	51-14	Detroit †	66,505
12/24	W	23-3	Denver †	65,477
12/30	W	30-17	at Oakland	61,706

AFC Wild Card Playoffs

01/06 W 17-6 Tennessee † 65,640

AFC Divisional Playoffs

01/13 W 28-24 at Indianapolis 56,950

AFC Championship Game

01/20 L 12-21 at New England 68,756

Team Statistics

	Chargers	Opponents
TOTAL FIRST DOWNS	278	297
Rushing	104	89
Passing	158	185
Penalty	16	23
3rd Down: Made/Att	84/214	83/211
3rd Down Pct.	.393	.393
4th Down: Made/Att	6/10	9/26
4th Down Pct.	.600	.346
TIME OF POSSESSION	29:50	30:10
TOTAL NET YARDS	5044	5124
Avg. Per Game	315.3	320.3
Total Plays	980	1013
Avg. Per Play	5.1	5.1
NET YARDS RUSHING	2039	1712
Avg. Per Game	127.4	107.0
Total Rushes	485	416
NET YARDS PASSING	3005	3412
Avg. Per Game	187.8	213.3
Sacked/Yards Lost	24/170	42/272
Cross Yards	3175	3684
Att./Completions	471/281	555/338
Completion Pct.	.597	.609
Had Intercepted	16	30
PUNTS/AVERAGE	82/45.5	69/42.9
NET PUNTING AVG.	69/37.4	69/37.4
PENALTIES/YARDS	94/761	86/665
FUMBLES/BALL LOST	17/8	27/18
TOUCHDOWNS	49	35
Rushing	19	11
Passing	22	20
Returns	8	4

Score by Quarters

Chargers	Q1	Q2	Q3	Q4	OT	PTS.
Opponents	119	116	93	78	6	412
	47	84	69	84	0	284

Scoring

	TD	RU	PA	RT	FG	S	PTS.
Kaeding	0	0	0	0	46/46	24/27	0
Tomlinson	18	15	3	0	0/0	0/0	108
Gates	9	0	9	0	0/0	0/0	54
Chambers	4	0	4	0	0/0	0/0	24
Sproles	4	2	0	2	0/0	0/0	24
Cromartie	3	0	0	3	0/0	0/0	18
V. Jackson	3	0	3	0	0/0	0/0	18
Davis	1	0	1	0	0/0	0/0	6
Manumaleuna	1	0	1	0	0/0	0/0	6
Neal	1	0	1	0	0/0	0/0	6
Phillips	1	0	0	1	0/0	0/0	6
Rivers	1	1	0	0	0/0	0/0	6
Siler	1	0	0	1	0/0	0/0	6
Tucker	1	0	0	1	0/0	0/0	6
Turner	6	1	0	0	0/0	0/0	6
Chargers	49	19	22	8	46/46	24/27	0
Opponents	35	11	20	4	33/33	13/19	0

2-Pt. Conversions: Chargers 0-2, Opponents 1-2

Sacks: Merriman 12.5, Phillips 8.5, Olshansky 3.5, Tucker 3.5, Castillo 2.5, Cesaire 2.5, Cooper 2, Bingham 1.5, Harris 1.5, Hart 1, Polk 1, Weddle 1, Wilhelm 1, **Chargers 42**, Opponents 24

Fumbles/Lost: Rivers 11/6, Chambers 1/0, Davis 1/0, Neal 1/0, Sproles 1/0, Turner 1/1, Volek 1/1

Passing	Att.	Comp.	Yds.	Comp.%	Yds./Att.	TD	TD%	Int.	Int.%	Long	Sack/Lost	Rating
Rivers	460	277	3152	.621	6.85	21	.046	15	.033	49t	22/163	82.4
Volek	10	3	6	.300	0.60	0	0.000	1	.100	4	2/7	0.0
Tomlinson	1	1	17	1.000	17.00	1	1.000	0	.000	17t	0/0	158.3
Chargers	471	281	3175	.597	6.74	22	.047	16	.034	49t	24/170	81.3
Opponents	555	338	3684	.609	6.64	20	.036	30	.054	57t	42/272	70.0

Rushing	No.	Yds.	Avg.	Long	TD
Tomlinson	315	1474	4.7	49	15
Turner	71	316	4.5	74t	1
Sproles	37	164	4.4	34	2
Rivers	29	33	1.1	10	1
Neal	13	32	2.5	10	0
Chambers	2	17	8.5	9	0
Davis	3	9	3.0	6	0
Pinnock	4	1	0.3	5	0
Volek	11	-7	-0.6	0	0
Chargers	485	2039	4.2	74t	19
Opponents	416	1712	4.1	64t	11

Receiving	No.	Yds.	Avg.	Long	TD
Gates	75	984	13.1	49t	9
Chambers	35	555	15.9	44	4
Tomlinson	60	475	7.9	36	3
V. Jackson	41	623	15.2	45	3
Davis	20	188	9.4	18	1
Manumaleuna	10	86	8.6	40	1
Sproles	10	31	3.1	14	0
Naanee	8	69	8.6	22	0
Neal	8	23	2.9	9	1
Floyd	7	97	13.9	25	0
Turner	4	16	4.0	12	0
Osgood	2	23	11.5	15	0
Pinnock	1	5	5.0	5	0
Chargers	281	3175	11.3	49t	22
Opponents	338	3684	10.9	57t	20

Interceptions	No.	Yds.	Avg.	Long	TD
Cromartie	10	144	14.4	70t	1
Hart	5	73	14.6	22	0
McCree	3	20	6.7	19	0
Wilhelm	3	11	3.7	7	0
Phillips	2	36	18.0	18t	1
Cooper	2	23	11.5	18	0
Florence	2	4	2.0	4	0
Jammer	1	0	0.0	0	0
Olshansky	1	0	0.0	0	0
Weddle	1	0	0.0	0	0
Chargers	30	311	10.4	70t	2
Opponents	16	283	17.7	66t	2

Punting	No.	Yds.	Avg.	Net	TB	I-20	Lg.	B
Scifres	81	3735	46.1	39.6	9	36	70	1
Chargers	82	3735	45.5	39.6	9	36	70	1
Opponents	69	2961	42.9	37.4	5	16	81	0

Punt Returns	Ret.	FC	Yds.	Avg.	Lg.	TD
Sproles	24	2	229	9.5	45t	1
Davis	6	6	52	8.7	24	0
Osgood	2	0	0	0.0	0	0
Chargers	32	8	281	8.8	45t	1
Opponents	29	19	311	10.7	54	0

Kickoff Returns	Ret.	Yds.	Avg.	Long	TD
Sproles	37	1008	27.2	89t	1
Turner	6	139	23.2	28	0
Cromartie	3	67	22.3	26	0
Manumaleuna	1	6	6.0	6	0
Neal	1	4	4.0	4	0
Chargers	48	1224	25.5	89t	1
Opponents	75	1566	20.9	62	0

Field Goals	1-19	20-29	30-39	40-49	50+
Kaeding	0/0	11/11	5/6	7/8	1/2
Chargers	0/0	11/11	5/6	7/8	1/2
Opponents	0/0	6/8	2/2	4/7	1/2

Kaeding (33B) | (44G) (24G,51G,38G) (26G,45G) (50N) | (36G) (33G) (23G) (27G,46G,41G,41G) (25G, 45N) (20G) (22G,22G,45G) (40G,23G,29G) (36G,31G,24G)

Defensive Tackles (solo-ast-total-pd-ff-fr-flt) Cooper 89-90-179-6-2-2-3, Wilhelm 78-65-144-4-0-0-4, Hart 77-32-109-9-0-1-4, Merriman 62-33-96-5-1-2-9, Phillips 62-25-87-5-3-0-2, McCree 51-24-75-6-1-0, Olshansky 32-37-69-3-3-0-2, Jammer 56-10-66-10-0-1-1, Florence 54-12-66-10-0-1-3, Bingham 32-26-58-0-0-0-2, Williams 34-19-53-2-1-1-3, Cesaire 25-25-50-3-1-0-0, Weddle 41-7-48-6-0-0-3, Cromartie 33-8-41-18-0-1-0, Castillo 21-18-39-1-0-0-2, McKinney 15-20-35-1-0-0-1, Polk 14-11-25-1-1-0-0, Harris 8-11-19-0-0-1-0, Dobbins 9-7-16-1-0-0-0, Gordon 4-4-8-1-0-0-0, Tucker 5-2-7-0-2-1-0, Siler 2-4-6-0-0-0-1, Gregory 2-0-2-1-0-0-0

Special Teams Tackles (solo-ast-total) Siler 18-3-21, Osgood 12-2-14, Dobbins 11-1-12, Polk 11-1-12, Gregory 8-1-9, Gordon 6-2-8, Harris 6-2-8, Cromartie 6-1-7, Tucker 6-0-6, Weddle 6-0-6, Hart 3-0-3, Pinnock 2-1-3, Turner 2-1-3, McCree 2-0-2, Kaeding 1-0-1, Rayner 1-0-1, Naanee 0-1-1

2006 FINAL STATISTICS

† Local Television Blackout Lifted

(14-2 Overall) First AFC West - Marty Schottenheimer Home (8-0); Away (6-2); Postseason (0-1)

Date	W/L	Score	Opponent	Att.
09/11	W	27-0	at Oakland	62,578
09/17	W	40-7	Tennessee †	64,344
10/01	L	13-16	at Baltimore	70,743
10/08	W	23-13	Pittsburgh †	67,837
10/15	W	48-19	at San Francisco	68,137
10/22	L	27-30	at Kansas City	77,752
10/29	W	38-24	St. Louis †	66,598
11/05	W	32-25	Cleveland †	65,558
11/12	W	49-41	at Cincinnati	65,917
11/19	W	35-27	at Denver	76,723
11/26	W	21-14	Oakland †	66,105
12/03	W	24-21	at Buffalo	63,361
12/10	W	48-20	Denver †	67,514
12/17	W	20-9	Kansas City †	66,583
12/24	W	20-17	at Seattle	68,174
12/31	W	27-20	Arizona †	66,492
AFC Divisional Playoffs 01/14	L	21-24	New England †	68,810

Team Statistics		Chargers	Opponents
TOTAL FIRST DOWNS			
Rushing		137	87
Passing		169	178
Penalty		15	20
3rd Down: Made/Att		92/213	78/213
3rd Down Pct.		.432	.366
4th Down: Made/Att		6/11	6/17
4th Down Pct.		.545	.353
TIME OF POSSESSION			
TOTAL NET YARDS		5840	4825
Avg. Per Game		365.0	301.6
Total Plays		1016	985
Avg. Per Play		5.7	4.9
NET YARDS RUSHING			
Avg. Per Game		161.1	100.8
Total Rushes		522	386
NET YARDS PASSING			
Avg. Per Game		203.9	200.8
Sacked/Yards Lost		28/150	61/351
Gross Yards		3412	3563
Att./Completions		466/287	538/307
Completion Pct.		.616	.571
Had Intercepted		9	16
PUNTS/AVERAGE			
NET PUNTING AVG.		69/41.9	88/44.6
PENALTIES/YARDS		69/38.2	88/38.6
FUMBLES/BALL LOST		90/79.1	87/75.1
TOUCHDOWNS		19/6	28/12
Rushing		59	33
Passing		32	13
Returns		24	19
		3	1

Score by Quarters	Q1	Q2	Q3	Q4	OT	PTS.
Chargers	85	137	94	176	0	492
Opponents	66	74	81	82	0	303

Scoring	TD	RU	PA	RT	PAT	FG	S	PTS.
Tomlinson	31	28	3	0	0/0	0/0	0	186
Kaeding	0	0	0	0	58/58	26/29	0	136
Gates	9	0	9	0	0/0	0/0	0	54
Jackson	6	0	6	0	0/0	0/0	0	38
Floyd	3	0	3	0	0/0	0/0	0	18
Manumaleuna	3	0	3	0	0/0	0/0	0	18
Turner	2	2	0	0	0/0	0/0	0	12
Dobbins	1	0	0	1	0/0	0/0	0	6
Harris	1	0	0	1	0/0	0/0	0	6
McCree	1	0	0	1	0/0	0/0	0	6
Neal	1	1	0	0	0/0	0/0	0	6
Whitehurst	1	1	0	0	0/0	0/0	0	6
Chargers	59	32	24	3	58/58	26/29	0	492
Opponents	33	19	1	32/33	23/26	2	303	

2-Pt. Conversions: Jackson, **Chargers** 1-1, Opponents 0-1

Sacks: Merriman 17, Phillips 11.5, Castillo 7, Cesaire 4, Godfrey 4, Harris 3, Cooper 2.5, Edwards 2.5, Polk 2, Williams 2, Bingham 1.5, Olschansky 1.5, Robinson 1.5, McCree 1, **Chargers** 61, Opponents 28

Special Teams Tackles (solo-ast-total): Hart 20-2-22, Polk 15-4-19, Dobbins 16-2-18, Wilhelm 12-3-15, Gregory 8-4-12, Cromartie 8-2-10, Osgood 7-2-9, Kaeding 5-0-5, Binn 4-1-5, Cooper 1-3-4, Camarillo 3-0-3, Turner 3-0-3, Jue 2-1-3, Florence 2-0-2, Jammer 2-0-2, Floyd 1-0-1, Harris 1-0-1, Kiel 1-0-1, Jackson 0-1-1

Passing	Att.	Comp.	Yds.	Comp. %	Yds./Att.
Rivers	460	284	3388	61.7	7.37
Tomlinson	3	2	20	66.7	6.67
Volek	2	1	4	50.0	2.00
Scifres	1	0	0	0.0	0.00
Chargers	466	287	3412	61.6	7.32
Opponents	538	307	3563	57.1	6.62

Rushing	No.	Yds.	Avg.	Long	TD
Tomlinson	348	1815	5.2	85t	28
Turner	80	502	6.3	73	2
Neal	29	140	4.8	43	1
Rivers	48	49	1.0	15	0
Pinnock	4	25	6.3	15	0
Parker	2	19	9.5	18	0
Jackson	3	16	5.3	8	0
Whitehurst	2	13	6.5	14t	1
McCardell	1	8	8.0	8	0
Manumaleuna	1	1	1.0	1	0
Volek	3	-3	-1.0	-1	0
Scifres	1	-7	-7.0	-7	0
Chargers	522	2578	4.9	85t	32
Opponents	386	1613	4.2	51	13

Receiving	No.	Yds.	Avg.	Long	TD
Gates	71	924	13.0	57t	9
Tomlinson	56	508	9.1	51t	3
Parker	48	659	13.7	38	0
McCardell	36	437	12.1	28	0
Jackson	27	453	16.8	55	6
Neal	17	83	4.9	21	0
Floyd	15	210	14.0	46t	3
Manumaleuna	14	91	6.5	19	3
Turner	3	47	15.7	30	0
Chargers	287	3412	11.9	57t	24
Opponents	307	3563	11.6	74t	19

Interceptions	No.	Yds.	Avg.	Long	TD
Jammer	4	57	14.3	35	0
Hart	3	37	12.3	22	0
Florence	3	24	8.0	23	0
Edwards	3	11	3.7	8	0
Merriman	1	10	10.0	10	0
Castillo	1	1	1.0	1	0
McCree	1	0	0.0	0	0
Chargers	16	140	8.8	35	0
Opponents	9	105	11.7	31t	1

Punting	No.	Yds.	Avg.	Net	TB	I-20	Lg.	B
Scifres	69	2893	41.9	38.2	2	35	71	0
Chargers	69	2893	41.9	38.2	2	35	71	0
Opponents	88	3923	44.6	38.6	7	23	72	0

Punt Returns	Ret.	FC	Yds.	Avg.	Lg.	TD
Parker	37	15	331	8.9	50	0
McCardell	5	7	39	7.8	12	0
Gordon	3	1	12	4.0	6	0
Chargers	45	23	382	8.5	50	0
Opponents	27	19	216	8.0	81	0

Kickoff Returns	Ret.	Yds.	Avg.	Long	TD
Turner	36	954	26.5	58	0
Cromartie	10	297	29.7	91	0
Neal	3	11	3.7	7	0
Gordon	2	55	27.5	32	0
Parker	2	19	9.5	12	0
Manumaleuna	1	14	14.0	14	0
Without	1	0	0.0	0	0
Chargers	55	1350	24.5	91	0
Opponents	90	1960	21.8	53	0

Field Goals	1-19	20-29	30-39	40-49	50+
Kaeding	0/0	7/7	11/12	7/9	1/1
Chargers	0/0	7/7	11/12	7/9	1/1
Opponents	0/0	5/5	10/11	6/7	2/3

Kaeding (47G,29G) (28G,31G,35G,44G) (34G,54G,40N) (28G,33G,22G) (24G,44G) (39G,31G,47N) (31G) (29G) (0) (0) (42G,36N) (34G,35G) (30G,22G) (46G, 40G) (47G,35G)

Defensive Tackles (solo-ast-total-pd-ff-fr-tfl): Edwards 97-73-170-8-2-1-2, Jammer 77-12-89-17-0-0, Williams 44-40-84-2-0-0-2, Cooper 41-41-82-2-1-0-1, McCree 51-29-80-5-0-1-2, Kiel 47-32-79-2-1-1-4, Godfrey 45-31-76-2-2-0-4, Merriman 46-20-66-8-4-1-4, Florence 51-12-63-16-0-0-1, Phillips 48-15-63-8-4-2-6, Castillo 25-27-52-1-0-1-2, Olschansky 23-27-50-1-0-1-2, Cesaire 27-20-47-1-1-0-2, Polk 25-7-32-0-0-0-1, Hart 21-6-27-8-1-1-1, Harris 15-10-25-3-1-2-2, Bingham 7-13-20-0-0-0, Robinson 7-9-16-3-0-0-0, Jue 13-2-15-5-0-0-1, Wilhelm 6-8-14-3-0-0-1, Cromartie 9-2-11-5-0-0-0, Dobbins 0-4-0-0-0-0, McKinney 1-1-2-1-0-0-0, Gbaja-Biamila 1-0-1-0-0-0-0, Gordon 1-0-1-0-0-0-0, Gregory 0-0-0-1-0-0-0



2005 FINAL STATISTICS

YEAR-BY-YEAR STATS

[9-7 Overall] Third AFC West - Marty Schottenheimer Home (4-4); Away (5-3)

Date	W/L	Score	Opponent	Att.
09/11	L	24-28	Dallas †	67,679
09/18	L	17-20	at Denver	75,310
09/25	W	45-23	New York Giants †	65,373
10/02	W	41-17	at New England	68,756
10/10	L	22-24	Pittsburgh †	68,537
10/16	W	27-14	at Oakland	52,666
10/23	L	17-20	at Philadelphia	67,747
10/30	W	28-20	Kansas City †	65,750
11/06	W	31-26	at New York Jets	77,662
11/20	W	48-10	Buffalo †	65,602
11/27	W	23-17 OT	at Washington	84,930
12/04	W	34-10	Oakland †	66,436
12/11	L	21-23	Miami †	65,026
12/18	W	26-17	at Indianapolis	57,389
12/24	L	7-20	at Kansas City	75,956
12/31	L	7-23	Denver †	65,513

Team Statistics	Chargers	Opponents
TOTAL FIRST DOWNS	337	306
Rushing	116	90
Passing	191	189
Penalty	30	27
3rd Down: Made/Att	88/208	79/212
3rd Down Pct.	.423	.373
4th Down: Made/Att	11/17	10/20
4th Down Pct.	.647	.500
TIME OF POSSESSION	31:34	28:26
TOTAL NET YARDS	5567	4948
Avg. Per Game	347.9	309.3
Total Plays	1022	999
Avg. Per Play	5.4	5.0
NET YARDS RUSHING	2072	1349
Avg. Per Game	129.5	84.3
Total Rushes	465	386
NET YARDS PASSING	3495	3599
Avg. Per Game	218.4	224.9
Sacked/Yards Lost	31/243	46/289
Gross Yards	3738	3888
Att./Completions	526/338	567/338
Completion Pct.	.643	.596
Had Intercepted	16	10
PUNTS/AVERAGE	71/43.7	78/42.0
NET PUNTING AVG.	71/38.0	78/37.6
PENALTIES/YARDS	110/890	110/831
FUMBLES/BALL LOST	22/12	23/10
TOUCHDOWNS	51	36
Rushing	22	14
Passing	27	20
Returns	2	2

Score by Quarters	Q1	Q2	Q3	Q4	OT	PTS.
Chargers	93	139	74	106	6	418
Opponents	36	126	77	73	0	312

Scoring	TD	RU	PA	RT	PAT	FG	S	PTS.
Tomlinson	20	18	2	0	0/0	0/0	0	120
Kaeding	0	0	0	0	49/49	21/24	0	112
Gates	10	0	10	0	0/0	0/0	0	60
McCardell	9	0	9	0	0/0	0/0	0	54
Parker	3	0	3	0	0/0	0/0	0	18
Turner	3	3	0	0	0/0	0/0	0	18
Hart	2	0	0	2	0/0	0/0	0	12
Brees	1	0	0	0	0/0	0/0	0	6
Caldwell	1	0	1	0	0/0	0/0	0	6
Neal	1	0	1	0	0/0	0/0	0	6
Peelle	1	0	1	0	0/0	0/0	0	6
Chargers	51	22	27	2	49/49	21/24	0	418
Opponents	36	14	20	2	34/35	20/29	1	312

2-Pt. Conversions: **Chargers 0-1**, Opponents 0-1

Sacks: Merriman 10.0, Phillips 7.0, Foley 4.5, Scott 4.5, Castillo 3.5, Edwards 3.0, Olishansky 3.0, Leber 2.0, Cooper 1.5, Cesaire 1.0, Davis 1.0, Fletcher 1.0, Godfrey 1.0, Harris 1.0, Kiel 1.0, Wilhelm 1.0. **Chargers 46.0**, Opponents 31.0

Special Teams Tackles (solo-ast-total): Milligan 14-7-21, Osgood 14-5-19, Phillips 15-0-15, Wilhelm 12-3-15, Hart 8-3-11, Cooper 9-0-9, Harris 6-2-8, Jue 4-1-5, Turner 4-0-4, Kaeding 3-0-3, Pinnock 3-0-3, Wilson 3-0-3, Merriman 2-1-3, Davis 2-0-2, Jammer 2-0-2, Peelle 2-0-2, Scifres 2-0-2, Binn 1-0-1, Caldwell 1-0-1, Fletcher 1-0-1, Jackson 1-0-1, Neal 1-0-1

Passing	Att.	Comp.	Yds.	Comp. %	Yds./Att.	TD	TD%	Int.	Int. %	Long	Sack/Lost	Rating
Brees	500	323	3576	.646	7.15	24	0.48	15	0.30	54	27/223	89.2
Rivers	22	12	115	.545	5.23	0	0.00	1	0.45	22	3/16	50.4
Tomlinson	4	3	47	.750	11.75	3	75.0	0	0.00	26t	0/0	153.1
McCardell	0	0	0	—	—	—	—	—	—	—	1/4	—
Chargers	526	338	3738	.643	7.11	27	.051	16	.030	54	31/243	89.7
Opponents	567	338	3888	.596	6.86	20	0.35	10	.018	56	46/289	84.7

Rushing	No.	Yds.	Avg.	Long	TD
Tomlinson	339	1462	4.3	62	18
Turner	57	335	5.9	83t	3
Neal	29	98	3.4	9	0
Parker	4	55	13.8	30	0
Sproles	8	50	6.3	21	0
Brees	21	49	2.3	9	1
Caldwell	2	10	5.0	7	0
McCardell	2	6	3.0	3	0
Osgood	1	4	4.0	4	0
Pinnock	1	4	4.0	4	0
Rivers	1	-1	-1.0	-1	0
Chargers	465	2072	4.5	83t	22
Opponents	386	1349	3.5	46	14

Receiving	No.	Yds.	Avg.	Long	TD
Gates	89	1101	12.4	38	10
McCardell	70	917	13.1	54	9
Parker	57	725	12.7	49	3
Tomlinson	51	370	7.3	41	2
Caldwell	28	352	12.6	43	1
Neal	24	145	6.0	21	1
Peelle	11	38	3.5	11	1
Jackson	3	59	19.7	21	0
Sproles	3	10	3.3	6	0
Osgood	2	21	10.5	15	0
Chargers	338	3738	11.1	54	27
Opponents	338	3888	11.5	56	20

Interceptions	No.	Yds.	Avg.	Long	TD
Jue	3	28	9.3	20	0
Edwards	2	15	7.5	14	0
Hart	1	110	110.0	70t	2
Fletcher	1	19	19.0	19	0
Jammer	1	14	14.0	14	0
Wilhelm	1	10	10.0	10	0
Florence	1	9	9.0	9	0
Chargers	10	205	20.5	70t	2
Opponents	16	230	14.4	51	1

Punting	No.	Yds.	Avg.	Net	TB	I-20	Lg.	B
Scifres	71	3104	43.7	38.0	8	25	71	0
Chargers	71	3104	43.7	38.0	8	25	71	0
Opponents	78	3274	42.0	37.6	5	19	65	0

Punt Returns	Ret.	FC	Yds.	Avg.	Lg.	TD
Parker	18	9	106	5.9	15	0
Sproles	18	5	108	6.0	23	0
McCardell	3	3	31	10.3	14	0
Chargers	39	17	245	6.3	23	0
Opponents	26	19	244	9.4	52	0

Kickoff Returns	Ret.	Yds.	Avg.	Long	TD
Sproles	63	1528	24.3	58	0
Caldwell	3	99	33.0	60	0
Parker	1	16	16.0	16	0
Pinnock	1	24	24.0	24	0
Turner	1	0	0.0	0	0
Chargers	69	1667	24.2	60	0
Opponents	83	1856	22.4	54	0

Field Goals	1-19	20-29	30-39	40-49	50+
Kaeding	1/1	3/3	9/9	8/11	0/0
Chargers	1/1	3/3	9/9	8/11	0/0
Opponents	0/0	8/9	6/7	5/5	1/8

Defensive Tackles (solo-ast-total-pd-ff-fr-ft): Edwards 114-40-154-11-2-0-2, Godfrey 56-22-78-3-1-1-4, Jammer 60-12-72-19-1-0-0, Kiel 49-10-59-6-1-0-0, Florence 47-7-54-11-0-0-2, Merriman 41-13-54-5-2-0-7, Williams 40-13-53-4-0-1-8, Castillo 37-12-49-3-1-0-6, Jue 30-12-42-8-0-0-0, Foley 28-10-38-3-1-0-2, Hart 26-9-35-6-1-2-0, Cooper 20-10-30-0-0-0-1, Olishansky 18-11-29-0-0-0-3, Fletcher 20-8-28-5-0-0-1, Davis 23-3-26-3-1-0-1, Cesaire 17-8-25-0-0-0-1, Leber 18-4-22-1-0-1-4, Phillips 18-2-20-2-1-3, Wilhelm 13-3-16-1-0-0-0, Wilson 12-2-14-0-0-0-0, Scott 11-2-13-2-0-0-0, Harris 2-0-2-1-0-0-0, Robinson 1-1-2-0-0-0-0, Bingham 1-0-1-0-0-0-0, McGarran 1-0-1-0-0-0-0, Ball 1-1-1-0-0-0-0

2004 FINAL STATISTICS

(12-4 Overall) First AFC West - Marty Schottenheimer Home (7-1); Away (5-3); Postseason (0-1)

Date	W/L	Score	Opponent	Att.
09/12	W	27-20	at Houston	70,555
09/19	L	28-34	New York Jets	57,310
09/26	L	13-23	at Denver	74,533
10/03	W	38-17	Tennessee	54,006
10/10	W	34-21	Jacksonville	52,101
10/17	L	20-21	at Atlanta	70,187
10/24	W	17-6	at Carolina	73,096
10/31	W	42-14	Oakland †	66,210
11/07	W	43-17	New Orleans	59,662
11/21	W	23-17	at Oakland	46,905
11/28	W	34-31	at Kansas City	77,447
12/05	W	20-17	Denver †	65,995
12/12	W	31-24	Tampa Bay †	65,858
12/19	W	21-0	at Cleveland	72,489
12/26	L	31-34 OT	at Indianapolis	57,330
01/02	W	24-17	Kansas City †	64,920
AFC Wild Card Playoffs				
01/08	L	17-20 OT	New York Jets	67,536

Team Statistics

TOTAL FIRST DOWNS		Chargers	Opponents
Rushing		328	320
Passing		131	79
Penalty		160	200
Third Down: Made/Att.		37	41
Third Down Pct.		97/208	69/196
Fourth Down: Made/Att.		466	352
Fourth Down Pct.		5/8	13/24
TIME OF POSSESSION		6:25	5:42
TOTAL NET YARDS		31:30	28:30
Avg. Per Game		554:2	536:0
Total Plays		346:4	335:0
Avg. Per Play		996	991
NET YARDS RUSHING		5:6	5:4
Avg. Per Game		218:5	130:7
Total Rushes		136:6	81:7
NET YARDS PASSING		5:8	3:5
Avg. Per Game		335:7	405:3
Sacked/Yards Lost		209:8	253:3
Gross Yards		21/149	29/142
Attempts/Completions		350:6	419:5
Completion Pct.		450/288	607/372
Had Interced		6:40	6:13
PUNTS/AVERAGE		6:40	6:23
NET PUNTING AVG.		69/43:1	64/42:4
PENALTIES/YARDS		69/38:4	64/37:0
FUMBLES/BALL LOST		277/10	191/10
TOUCHDOWNS		55	36
Rushing		24	15
Passing		29	19
Returns		2	2

Score by Quarters

Chargers	Q1	Q2	Q3	Q4	OT	PTS.
Opponents	92	138	106	110	0	446
	37	97	52	125	3	313

Scoring

	TD	RU	PA	RT	PAT	FG	S	PTS.
Keating	0	0	0	0	54/55	20/25	0	114
Tomlinson	18	17	1	0	0/0	0/0	0	108
Gates	13	0	13	0	0/0	0/0	0	78
Parker	4	0	4	0	0/0	0/0	0	24
Caldwell	3	0	3	0	0/0	0/0	0	18
Chatman	3	3	0	0	0/0	0/0	0	18
Brees	2	2	0	0	0/0	0/0	0	12
Dwight	2	0	1	1	0/0	0/0	0	12
Flutie	2	2	0	0	0/0	0/0	0	12
Osgood	2	0	2	0	0/0	0/0	0	12
Peelle	2	0	2	0	0/0	0/0	0	12
D. Edwards	1	0	0	1	0/0	0/0	0	6
Floyd	1	0	1	0	0/0	0/0	0	6
Krause	1	0	1	0	0/0	0/0	0	6
McCardell	1	0	1	0	0/0	0/0	0	6
Chargers	55	24	29	2	54/55	20/25	1	446
Opponents	36	15	19	2	33/34	20/27	0	313

2-P. Conversions Chargers 0-0, Opponents 2-2

Sacks: Foley 10.0, Phillips 4.0, Williams 4.0, Godfrey 2.0, Leber 2.0, Scott 1.5, Dingle 1.0, D. Edwards 1.0, Fisk 1.0, Kiel 1.0, Olshansky 1.0, Cesaire 0.5, **Chargers 29.0**, Opponents 21.0

Special Teams Tackles (solo-ast-total): Hart 13-2-15, Milligan 13-2-15, Osgood 13-0-13, Fletcher 11-0-11, Chatman 9-1-10, Cooper 7-3-9, Phillips 7-2-9, Wilhelm 5-3-8, Peelle 4-0-4, Florence 3-1-4, Moreno 3-1-4, Piggins 3-0-3, Butler 0-3-3, Dwight 2-0-2, Keating 2-0-2, Layne 2-0-2, Leber 2-0-2, Turner 2-0-2, Binn 1-0-1, Kiel 1-0-1, Polk 1-0-1, Scotts 1-0-1

Passing	Att.	Comp.	Yds.	Comp. %	Yds./Att.
Brees	400	262	3159	.655	7.90
Flutie	38	20	276	.526	7.26
Rivers	8	5	33	.625	4.13
Tomlinson	2	1	38	.500	19.00
McCardell	1	0	0	.000	0.00
Scifres	1	0	0	.000	0.00
Chargers	450	288	3506	.640	7.79
Opponents	607	372	4195	.613	6.91

Rushing	No.	Yds.	Avg.	Long	TD
Tomlinson	339	1335	3.9	42	17
Chatman	65	392	6.0	52	3
Turner	20	104	5.2	30	0
Brees	53	85	1.6	22	2
Dwight	4	54	13.5	48	0
Neal	16	53	3.3	8	0
Parker	4	53	13.3	38	0
Caldwell	4	45	11.3	20	0
Flutie	5	39	7.8	20	2
Pinnock	9	26	2.9	11	0
McCardell	1	3	3.0	3	0
Shaw	1	1	1.0	1	0
Rivers	4	5	1.2	5	0
Chargers	525	2185	4.2	51	24
Opponents	355	1307	3.7	26	15

Receiving	No.	Yds.	Avg.	Long	TD
Gates	81	964	11.9	72†	13
Tomlinson	53	441	8.3	74†	1
Parker	47	690	14.7	79†	4
McCardell	31	393	12.7	31	1
Caldwell	18	310	17.2	58†	3
Osgood	15	308	20.5	65	2
Neal	13	66	5.1	12	0
Peelle	10	84	8.4	27†	2
Krause	5	81	16.2	19	1
Turner	4	8	2.0	7	0
Floyd	3	49	16.3	27	1
Pinnock	3	26	8.7	14	0
Dwight	2	31	15.5	23†	1
Chatman	2	17	8.5	17	0
Brees	1	38	38.0	38	0
Chargers	288	3506	12.2	79†	29
Opponents	372	4195	11.3	50	19

Interceptions	No.	Yds.	Avg.	Long	TD
D. Edwards	5	49	9.8	30†	1
Florence	4	54	13.5	40	0
Wilson	3	12	4.0	12	0
Kiel	2	31	15.5	31	0
Foley	2	4	2.0	4	0
Hart	1	13	13.0	13	0
Jammer	1	12	12.0	12	0
Davis	1	4	4.0	4	0
Dingle	1	1	1.0	1	0
Fletcher	1	0	0.0	0	0
Phillips	1	0	0.0	0	0
Wilhelm	1	0	0.0	0	0
Chargers	23	180	7.8	40	1
Opponents	8	66	8.3	25	0

Punting	No.	Yds.	Avg.	Net	TB	I-20	Lg.	B
Scifres	69	2974	43.1	38.4	8	29	60	0
Chargers	69	2974	43.1	38.4	8	29	60	0
Opponents	64	2713	42.4	37.0	5	13	59	0

Punt Returns	Ret.	FC	Yds.	Avg.	Lg.	TD
Parker	27	10	237	8.8	32	0
Dwight	1	5	6	6.0	6	0
Florence	1	0	0	0.0	0	0
Chargers	29	15	243	8.4	32	0
Opponents	23	23	164	7.1	38	0

Kickoff Returns	Ret.	Yds.	Avg.	Long	TD
Dwight	50	1222	24.4	87†	1
Chatman	4	89	22.3	35	0
Welker	4	102	25.5	33	0
Butler	2	35	17.5	24	0
Neal	1	12	12.0	12	0
Turner	1	18	18.0	18	0
D. Edwards	0	0	—	—	0
Chargers	62	1478	23.8	87†	1
Opponents	83	1846	22.2	96†	2

Field Goals	1-19	20-29	30-39	40-49	50+
Keating	1/1	9/11	2/2	5/6	3/5
Chargers	1/1	9/11	2/2	5/6	3/5
Opponents	0/0	11/11	6/9	2/6	1/1

Defensive Tackles (solo-ast-total-pd-fr-fr): Edwards 105-46-151-14-3-0-4, Kiel 71-25-96-10-0-2, Godfrey 68-19-87-3-1-8, Wilson 52-23-75-4-1-0-2, Foley 48-17-65-12-5-2-4, Jammer 53-9-62-10-0-0-1, Leber 47-11-58-1-0-1-3, Olshansky 24-15-39-2-0-4, Davis 32-6-38-10-0-0-0, Cooper 25-8-33-2-0-1-1, Florence 28-4-32-8-0-0-2, Williams 25-7-32-4-0-0-1, Fisk 19-11-30-2-0-0-1, Fletcher 24-3-27-5-0-1-0, Cesaire 18-6-24-3-0-0-1, Scott 14-5-19-2-0-0-5, Phillips 14-4-18-3-0-2-0, Hart 5-4-9-2-0-0-1, Moreno 6-2-8-0-0-1, Dingle 3-3-6-1-0-0-1, Wilhelm 5-0-5-2-0-0-0, Butler 3-1-4-0-0-0-0, Milligan 3-1-4-1-0-0-0, Ball 2-1-3-2-0-0-0, Downing 1-0-1-0-0-0-0

TD	TD%	Int.	Int. %	Long	Sack/Lost	Rating
27	.068	7	.018	79†	18/131	104.8
1	.026	0	.000	29	1/7	85.0
1	.125	0	.000	13†	1/10	110.9
0	.000	0	.000	38	1/1	95.8
0	.000	0	.000	0	0/0	39.6
0	.000	1	1.000	0	0/0	0.0
29	.064	8	.018	79†	21/149	102.0
19	.051	23	.038	50	29/142	76.6





2003 FINAL STATISTICS

YEAR-BY-YEAR STATS

(4-12 Overall) Fourth AFC West - Marty Schottenheimer
Home (2-6)*; Away (2-6)

Date	W/L	Score	Opponent	Att.
09/07	L	14-27	at Kansas City	78,048
09/14	L	13-37	Denver †	65,445
09/21	L	10-24	Baltimore †	52,028
09/28	L	31-34 OT	at Oakland	54,078
10/05	L	21-27	at Jacksonville	48,954
10/19	W	26-20	at Cleveland	73,238
10/27	L	10-26	Miami †	73,014
11/02	L	7-20	at Chicago	61,500
11/09	W	42-28	Minnesota †	64,738
11/16	L	8-37	at Denver	75,217
11/23	L	27-34	Cincinnati †	52,069
11/30	L	24-28	Kansas City †	57,671
12/07	W	14-7	at Detroit	61,544
12/14	L	21-38	Green Bay †	64,978
12/21	L	24-40	at Pittsburgh	52,527
12/28	W	21-14	Oakland †	62,222

* Oct. 27 Game Played at Arizona's Sun Devil Stadium

Team Statistics

	Chargers	Opponents
TOTAL FIRST DOWNS	290	326
Rushing	117	124
Passing	146	178
Penalty	27	24
Third Down: Made/Att.	62/197	97/231
Third Down Pct.	.315	.420
Fourth Down: Made/Att.	10/19	10/18
Fourth Down Pct.	.526	.556
TOTAL NET YARDS	5167	5593
Avg. Per Game	322.9	349.6
Total Plays	971	1072
Avg. Per Play	5.3	5.2
NET YARDS RUSHING	2146	2218
Avg. Per Game	134.1	138.6
Total Rushes	417	518
NET YARDS PASSING	3021	3375
Avg. Per Game	188.8	210.9
Sacked/Yards Lost	29/205	30/200
Gross Yards	3276	3575
Attempts/Completions	525/297	524/322
Completion Pct.	.566	.615
Had Intercepted	19	13
PTS./AVERAGE	83/41.6	74/42.7
NET PUNTING AVG.	83/36.0	74/36.4
PENALTIES/YARDS	126/1016	110/1006
FUMBLES/BALL LOSS	20/12	22/7
TOUCHDOWNS	38	53
Rushing	16	12
Passing	21	36
Returns	1	5
TIME OF POSSESSION	27:52	32:08

Score by Quarters

	Q1	Q2	Q3	Q4	OT	PTS.
Chargers	60	86	50	117	0	313
Opponents	121	140	60	117	3	441

Scoring

	TD	RU	PA	RT	PAT	FG	S	PTS.
Tomlinson	17	13	4	0	0/0	0	0	102
Christie	0	0	0	0	36/36	15/20	0	81
Boston	7	0	7	0	0/0	0/0	0	44
E. Parker	3	0	3	0	0/0	0	0	18
Flutie	2	2	0	0	0/0	0/0	0	12
Gates	2	0	2	0	0/0	0/0	0	12
Osgood	2	0	2	0	0/0	0/0	0	12
Brees	1	0	1	0	0/0	0/0	0	6
Lassiter	1	0	0	1	0/0	0/0	0	6
Neal	1	1	0	0	0/0	0/0	0	6
Norman	1	0	1	0	0/0	0/0	0	6
Peelle	1	0	1	0	0/0	0/0	0	6
Alexander	0	0	0	0	0/0	0/0	0	2
Chargers	38	16	21	1	36/36	15/20	0	313
Opponents	53	12	36	5	52/53	23/26	1	441

2-Pt. Conversions: Alexander, Boston, **Chargers 2-2**, Opponents 0-0

Sacks: Scott 6.5, Dingle 6.0, R. Johnson 4.0, Leber 3.0, Wilson 3.0, Moreno 2.0, Cooper 1.0, Fisk 1.0, Leverette 1.0, Williams 1.0, Wiley 1.0, Edwards 0.5, **Chargers 30.0**, Opponents 29.0

Special Teams Tackles (solo-ast-total) Chatman 16-0-16, Polk 14-2-16, Osgood 8-1-9, Kiel 7-2-9, Cooper 8-0-8, Binn 7-1-8, House 7-1-8, Pinnock 5-0-5, Johnson 3-2-5, Florence 4-0-4, Gates 4-0-4, Bennett 2-0-2, Mattos 2-0-2, Peelle 2-0-2, Ross 2-0-2, Wilhelm 2-0-2, Christie 1-0-1, Fox 1-0-1, Norman 1-0-1, Scifres 1-0-1, Wilson 1-0-1

Passing	Att.	Comp.	Yds.	Comp.%	Yds./Att.
Brees	356	205	2108	.576	5.92
Flutie	167	91	1097	.545	6.57
Bennett	1	0	0	.000	0.00
Tomlinson	1	1	21	100.0	21.00
Chargers	525	297	3226	.566	6.14
Opponents	524	322	3575	.615	6.82

Rushing	No.	Yds.	Avg.	Long	TD
Tomlinson	313	1645	5.3	73†	13
Flutie	33	168	5.1	17	2
Dwight	9	88	9.8	20	0
Brees	21	84	4.0	18	0
Neal	18	40	2.2	7	1
Caldwell	5	39	7.8	14	0
L. Johnson	4	26	6.5	18	0
E. Parker	3	21	7.0	13	0
Boston	3	18	6.0	13	0
Chatman	8	17	2.1	6	0
Chargers	617	2146	5.1	73†	16
Opponents	518	2218	4.3	58	12

Receiving	No.	Yds.	Avg.	Long	TD
Tomlinson	100	725	7.3	73†	4
Boston	70	880	12.6	46†	7
Gates	24	389	16.2	48	2
E. Parker	18	244	13.6	33†	3
Peelle	16	133	8.3	24	1
Neal	16	62	3.9	11	0
Dwight	14	193	13.8	32	0
Osgood	13	278	21.4	57	2
Caldwell	8	80	10.0	15	0
Gilliam	6	95	15.8	37	0
Norman	6	72	12.0	21†	1
Chatman	5	54	10.8	23	0
Brees	1	21	21.0	21†	1
Chargers	297	3226	10.9	73†	21
Opponents	322	3575	11.1	60†	36

Interceptions	No.	Yds.	Avg.	Long	TD
Jammer	4	6	1.5	6	0
Davis	2	48	24.0	41	0
Edwards	2	27	13.5	15	0
Kiel	2	15	7.5	15	0
Lassiter	1	38	38.0	38†	1
Cooper	1	25	25.0	25	0
Wilson	1	-2	-2.0	-2	0
Chargers	13	157	12.1	41	1
Opponents	19	196	10.3	32	1

Punting	No.	Yds.	Avg.	Net	TB	I-20	Lg.	B
Bennett	82	3436	41.9	36.2	3	28	56	0
Christie	1	20	20.0	20.0	0	1	20	0
Chargers	83	3456	41.6	36.0	3	29	56	0
Opponents	74	3162	42.7	36.4	4	16	73	0

Punt Returns	Ret.	FC	Yds.	Avg.	Lg.	TD
L. Johnson	24	5	184	7.7	21	0
E. Parker	23	2	207	9.0	49	0
Dwight	2	2	0	0.0	2	0
Chargers	49	9	391	8.0	49	0
Opponents	38	20	409	10.8	80†	2

Kickoff Returns	Ret.	Yds.	Avg.	Long	TD
L. Johnson	50	1151	23.0	60	0
Dwight	22	488	22.2	32	0
Florence	4	47	11.8	24	0
Chatman	2	31	15.5	23	0
Pinnock	2	50	25.0	41	0
Carson TM	1	13	13.0	13	0
Neal	1	1	1.0	1	0
Peelle	1	14	14.0	14	0
Scott	1	9	9.0	9	0
Chargers	84	1804	21.5	60	0
Opponents	67	1437	21.4	85†	1

Field Goals	1-19	20-29	30-39	40-49	50+
Christie	1/1	6/6	3/3	3/7	2/3
Chargers	1/1	6/6	3/3	3/7	2/3
Opponents	0/0	5/6	5/6	12/13	1/1

Christie (1) (19G 25G) (24G 50N) (32G 1) (44G 50G 43N, 42G 32G) (51G) (46N) (1) (48G 26G) (40B 48B 21G) (1) (20G 26G) (31G) (1)

Defensive Tackles (solo-ast-total-pd-ff-fr) Edwards 124-38-162-9-1-0, Moreno 178-17-95-4-1-2, Wilson 63-19-82-8-3-0, Leber 64-11-75-1-1-0, Jammer 57-14-71-13-0-1, Kiel 52-7-59-4-0-0, Lassiter 51-8-59-1-1-0, Davis 45-13-58-10-0-1, Kiel 10-51-0-0-1, Wiley 38-13-51-4-2-1, Dingle 31-6-37-1-2-1, Williams 24-9-33-1-1-0, Leverette 17-6-23-0-0-0, Fox 18-4-22-2-0-0, Scott 14-4-18-1-0-0, Florence 16-0-16-2-0-0, Johnson 12-1-13-0-2-0, Cooper 5-3-8-1-0-0, Polk 5-1-6-0-0-0, Salave'a 2-3-3-1-0-1, Hix 3-0-4-0-0, Cody 2-1-3-0-0-0, Cesaire 1-2-3-0-0-0, Carson 2-0-2-1-0-0, Hand 2-0-2-0-0-0

TD	TD%	Int.	Int.%	Long	Sack/Lost	Rating
11	.031	15	.042	68†	21/178	67.5
9	.054	4	.024	73†	8/27	82.8
0	.000	0	.000	0	0/0	39.6
1	100.0	0	.000	21†	0/0	158.3
21	.040	19	.036	73†	29/205	73.1
36	.069	13	.025	60†	30/200	94.3

2002 FINAL STATISTICS

(8-8 Overall) Third AFC West - Marty Schottenheimer Home (5-3); Away (3-5)

Date	W/L	Score	Opponent	Att.
09/08	W	34-6	at Cincinnati	53,705
09/15	W	24-3	Houston †	56,098
09/22	W	23-15	at Arizona	28,980
09/29	W	21-14	New England †	66,463
10/06	L	9-26	at Denver	75,065
10/13	W	35-34	Kansas City †	58,995
10/20	W	27-21 OT	at Oakland	60,974
11/03	L	13-44	New York Jets †	59,772
11/10	L	24-28	at St. Louis	66,093
11/17	W	20-17 OT	San Francisco †	67,161
11/24	L	3-30	at Miami	73,138
12/01	W	30-27 OT	Denver †	66,357
12/08	L	7-27	Oakland †	67,968
12/15	L	13-20	at Buffalo	61,838
12/22	L	22-24	at Kansas City	77,899
12/29	L	28-31 OT	Seattle †	52,159

Team Statistics

	Chargers	Opponents
TOTAL FIRST DOWNS	313	326
Rushing	117	91
Passing	166	205
Penalty	30	30
Third Down: Made/Att.	78/210	83/218
Third Down Pct.	.371	.381
Fourth Down: Made/Att.	4/12	7/11
Fourth Down Pct.	.333	.636
TOTAL NET YARDS	5325	6034
Avg. Per Game	332.8	377.1
Total Plays	1028	1056
Avg. Per Play	5.2	5.7
NET YARDS RUSHING	2137	1739
Avg. Per Game	133.6	108.7
Total Rushes	466	410
NET YARDS PASSING	3188	4295
Avg. Per Game	199.3	268.4
Sacked/Yards Lost	24/180	39/231
Gross Yards	3368	4526
Attempts/Completions	538/324	607/375
Completion Pct.	.602	.618
Had Intercepted	17	17
POINTS/AVERAGE	89/39.8	83/40.1
NET PUNTING AVG.	89/34.3	83/33.2
PENALTIES/YARDS	100/805	103/854
FUMBLES/BALL LOST	16/8	16/10
TOUCHDOWNS	40	43
Rushing	19	15
Passing	17	26
Returns	4	2
TIME OF POSSESSION	29:57	30:03

Score by Quarters

Chargers	Q1	Q2	Q3	Q4	OT	PTS.
Chargers	61	109	63	88	12	333
Opponents	103	86	65	110	3	367

Scoring

	TD	RU	PA	RT	PAT	FG	S	PTS.
Tomlinson	15	14	1	0	0/0	0/0	0	90
Christie	0	0	0	0	35/36	18/26	0	89
Conway	7	2	5	0	0/0	0/0	0	42
Caldwell	3	0	3	0	0/0	0/0	0	20
Dwight	3	1	2	0	0/0	0/0	0	18
McCrary	3	0	3	0	0/0	0/0	0	18
Edwards	2	0	2	0	0/0	0/0	0	12
Alexander	1	0	1	0	0/0	0/0	0	6
Brees	1	1	0	0	0/0	0/0	0	6
Fletcher	1	1	0	0	0/0	0/0	0	6
Johnson	1	0	1	0	0/0	0/0	0	6
McNeil	1	0	1	0	0/0	0/0	0	6
Norman	1	0	1	0	0/0	0/0	0	6
E. Parker	1	0	1	0	0/0	0/0	0	6
Chargers	40	19	17	4	25/26	18/26	1	333
Opponents	43	15	26	2	42/42	21/31	1	367

2-Pt. Conversions: Caldwell, Chargers 1-3, Opponents 1-1

Sacks: Johnson 6.5, Wiley 6.0, Leber 5.0, Dingle 4.0, Carson 3.5, Fisk 3.0, J. Williams 2.5, Harrison 2.0, Molden 2.0, Scott 2.0, Seau 1.5, Polk 1.0, **Chargers 39.0**, Opponents 24.0

Special Teams Tackles (solo-ast-total): Polk 13-0-13, Goodspeed 11-1-12, Moreno 8-3-11, Ruff 10-0-10, Peelle 7-0-7, Beckett 5-0-5, Chatman 4-0-4, Lyle 3-1-4, Cody 3-0-3, Leber 3-0-3, Sanchez 3-0-3, Janner 2-1-3, Bennett 2-0-2, Caldwell 2-0-2, Christie 2-0-2, Fletcher 2-0-2, Jenkins 2-0-2, McCrary 2-0-2, Binn 1-1-2, Norman 1-1-2, Fox 1-0-1, Richey 1-0-1

Passing	Att.	Comp.	Yds.	Comp. %	Yds./Att.
Brees	526	320	3284	608	6.24
Flutie	11	3	64	.273	5.82
Caldwell	1	1	20	1.000	20.00
Chargers	538	324	3368	.602	6.26
Opponents	607	375	4526	.618	7.46

Rushing	No.	Yds.	Avg.	Long	TD
Tomlinson	372	1683	4.5	76	14
Brees	38	130	3.4	15	1
Fletcher	26	128	4.9	15	1
Dwight	12	108	9.0	20	1
Conway	7	53	7.6	22	2
Chatman	6	19	3.2	11	0
Caldwell	2	9	4.5	6	0
Flutie	1	6	6.0	6	0
McCrary	2	1	0.5	2	0
Chargers	466	2137	4.6	76	19
Opponents	410	1739	4.2	61	15

Receiving	No.	Yds.	Avg.	Long	TD
Tomlinson	79	489	6.2	30	1
Conway	57	852	14.9	52t	5
Dwight	50	623	12.5	42	2
Alexander	45	510	11.3	32	1
Caldwell	22	208	9.5	26	3
McCrary	22	96	4.4	25	3
E. Parker	17	268	15.8	31t	1
Norman	16	201	12.6	29	1
Fletcher	10	62	6.2	13	0
Chatman	3	44	14.7	25	0
Peelle	3	15	5.0	10	0
Chargers	324	3368	10.4	52t	17
Opponents	375	4526	12.1	99t	26

Interceptions	No.	Yds.	Avg.	Long	TD
Edwards	5	95	19.0	46	1
Molden	3	9	3.0	8	0
Lyle	2	26	13.0	26	0
Harrison	2	2	1.0	2	0
Wiley	1	40	40.0	40	0
Fox	1	25	25.0	25	0
Seau	1	25	25.0	25	0
McNeil	1	16	16.0	16	0
Moreno	1	8	8.0	8	0
Chargers	17	246	14.5	46	1
Opponents	16	204	12.8	45	1

Punting	No.	Yds.	Avg.	Net	TB	I-20	Lg.	B
Bennett	87	3540	40.7	34.3	6	31	63	2
Chargers	89	3540	39.8	34.3	6	31	63	2
Opponents	83	3332	40.1	33.2	13	16	61	1

Punt Returns	Ret.	FC	Yds.	Avg.	Lg.	TD
Dwight	19	11	231	12.2	37	0
Vanover	16	4	86	5.4	16	0
Caldwell	2	0	-2	-1.0	0	0
Chargers	37	15	315	8.5	37	0
Opponents	36	28	369	10.3	52t	1

Kickoff Returns	Ret.	Yds.	Avg.	Long	TD
Jenkins	40	925	23.1	56	0
Vanover	14	323	23.1	39	0
Caldwell	9	220	24.4	29	0
Dwight	8	166	20.8	26	0
Carson	1	14	14.0	14	0
Fletcher	1	22	22.0	22	0
Chargers	73	1670	22.9	56	0
Opponents	53	1059	20.0	65	0

Field Goals	1-19	20-29	30-39	40-49	50+
Christie	0/0	8/8	5/6	4/9	1/3
Chargers	0/0	8/8	5/6	4/9	1/3
Opponents	0/0	9/10	6/6	3/9	3/6

Defensive Tackles (solo-ast-total-pd-ff-fr): Edwards 100-29-129-11-0-1, Harrison 69-19-88-8-2-0, Seau 60-24-84-7-1-0, McNeil 72-77-79-12-0-4, Molden 68-11-79-9-2-2, Jammer 56-8-64-10-0-0, Leber 40-9-49-1-3-0, Johnson 31-9-40-1-0-1, Fisk 28-10-38-0-0-0, Wiley 31-5-36-5-1-0, Beckett 32-2-34-2-1-0, Moreno 28-4-32-1-0-0, Carson 22-9-31-3-0-1, Lyle 23-4-27-2-1-0, Dingle 24-1-25-0-0-1, Williams 20-4-24-2-1-0, Fox 17-6-23-3-0-0, Scott 8-0-8-2-1-0, Ruff 4-0-4-0-0-0, Sanchez 4-0-4-0-0-0, Cody 3-1-4-0-0-0, Polk 3-1-4-0-0-0, Wilson 3-0-3-0-0-0, Binn 0-1-1-0-0-0

2000 FINAL STATISTICS

[1-15 Overall] Fifth AFC West - Mike Riley
Home (1-7); Away (0-8)

Date	W/L	Score	Opponent	Att.
09/03	L	6-9	at Oakland	56,373
09/10	L	27-28	New Orleans †	51,300
09/17	L	10-42	at Kansas City	77,604
09/24	L	12-20	Seattle †	47,233
10/01	L	31-57	at St. Louis	66,010
10/08	L	7-21	Denver †	56,079
10/15	L	24-27 OT	at Buffalo	72,351
10/29	L	13-15	Oakland †	66,659
11/05	L	15-17	Oakland †	59,884
11/12	L	7-17	Miami †	56,896
11/19	L	37-38	at Denver	75,218
11/26	W	17-16	Kansas City †	47,228
12/03	L	17-45	San Francisco †	57,255
12/10	L	3-24	at Baltimore	68,805
12/17	L	22-30	at Carolina	72,159
12/24	L	21-34	Pittsburgh †	50,809

Team Statistics	Chargers	Opponents
TOTAL FIRST DOWNS	251	312
Rushing	63	76
Passing	156	195
Penalty	32	41
Third Down: Made/Att.	72/219	91/242
Third Down Pct.	.329	.376
Fourth Down: Made/Att.	3/14	5/9
Fourth Down Pct.	.214	.556
TOTAL NET YARDS	4300	4959
Avg. Per Game	268.8	309.9
Total Yards	982	1061
Avg. Per Play	4.4	4.7
NET YARDS RUSHING	1062	1422
Avg. Per Game	66.4	88.9
Total Rushes	351	470
NET YARDS PASSING	3238	3537
Avg. Per Game	202.4	221.1
Sacked/Yards Lost	53/302	39/249
Gross Yards	3540	3786
Attempts/Completions	578/311	552/326
Completion Pct.	.539	.591
Had Intercepted	30	16

PUNTS/AVERAGE	92/46.2	91/41.5
NET PUNTING AVG.	36.2	36.4
PENALTIES/YARDS	121/1036	106/851
FUMBLES/BALL LOST	38/20	17/6
TOUCHDOWNS	31	50
Rushing	7	10
Passing	19	33
Returns	5	7
TIME OF POSSESSION	28:08	31:52

Score by Quarters	Q1	Q2	Q3	Q4	OT	PTS.
Chargers	58	99	60	52	0	269
Opponents	77	128	110	122	3	440

Scoring	TD	RU	PA	RT	PAT	FG	S	PTS
Carney	0	0	0	0	27/27	18/25	0	81
Conway	5	0	5	0	0/0	0/0	0	30
F. Jones	5	0	5	0	0/0	0/0	0	30
Fletcher	4	3	1	0	0/0	0/0	0	24
J. Graham	4	0	4	0	0/0	0/0	0	24
Chancey	2	2	0	0	0/0	0/0	0	12
Fazande	2	2	0	0	0/0	0/0	0	12
McCrary	2	0	2	0	0/0	0/0	0	12
Dixon	1	0	0	1	0/0	0/0	0	6
Dumas	1	0	0	1	0/0	0/0	0	6
Gaylor	1	0	1	0	0/0	0/0	0	6
Harrison	1	0	0	1	0/0	0/0	0	6
Heiden	1	0	1	0	0/0	0/0	0	6
R. Jenkins	1	0	0	1	0/0	0/0	0	6
Turner	1	0	0	1	0/0	0/0	0	6
Fontenot	0	0	0	0	0/0	0/0	1	2
Chargers	31	7	19	5	27/27	18/25	1	269
Opponents	50	10	33	7	46/46	30/34	1	440

2-Pt. Conversions: Chargers 0-4, Opponents 1-4
Sacks: Parrella 7.0, Harrison 6.0, Mickell 6.0, Dixon 5.0, Fontenot 4.0, Seau 3.5, Dingle 2.5, Beckett 1.0, Dumas 1.0, Lewis 1.0, Williams 1.0, **Chargers 39.0, Opponents 53.0**

Special Teams Tackles (solo-st-at-total): Tovar 11-1-12, McCrary 11-0-11, Beckett 10-0-10, Turner 9-0-9, Taylor 8-1-9, Rusk 8-0-8, Heiden 7-0-7, Humphrey 6-1-7, Bynum 5-0-5, Darden 5-0-5, Davis 4-0-4, Reeves 3-1-4, Binn 3-0-3, Fletcher 3-0-3, R. Jenkins 3-0-3, Ruff 3-0-3, Denton 2-1-3, Bennett 1-0-1, Brown 1-0-1, Hatcher 1-0-1, Jackson 1-0-1

Passing	Att.	Comp.	Yds.	Comp.%	Yds./Att.
Leaf	322	161	1883	.500	5.85
Harbaugh	202	123	1416	.609	7.01
Moreno	53	27	241	.509	4.55
Chancey	1	0	0	0.00	0.00
Chargers	578	311	3540	.538	6.12
Opponents	552	326	3786	.591	6.86

Rushing	No.	Yds.	Avg.	Long	TD
Fletcher	116	384	3.3	21	3
Fazande	119	368	3.1	26	2
Chancey	42	141	3.4	14	2
Leaf	28	54	1.9	14	0
Conway	3	31	10.3	13	0
Bynum	7	26	3.7	9	0
Harbaugh	16	24	1.5	7	0
Moreno	5	20	4.0	13	0
McCrary	7	8	1.1	4	0
R. Jenkins	8	6	0.8	4	0
Chargers	351	1062	3.0	26	7
Opponents	470	1422	3.0	49	10

Receiving	No.	Yds.	Avg.	Long	TD
F. Jones	71	766	1.8	44	5
J. Graham	55	907	16.5	83t	4
Conway	53	712	13.4	68t	5
Fletcher	48	355	7.4	26	1
R. Jones	22	253	11.5	34	0
McCrary	18	141	7.8	19	2
Fazande	16	104	6.5	17	0
Gaylor	13	182	14.0	62t	1
Heiden	6	32	5.3	10	1
Ricks TM	3	35	11.7	23	0
Bynum	2	13	6.5	7	0
Jacquet	2	25	25.0	25	0
Davis	1	8	8.0	8	0
Chancey	1	6	6.0	6	0
R. Jenkins	1	1	1.0	1	0
Chargers	311	3540	11.4	83t	19
Opponents	326	3786	11.6	68t	33

Interceptions	No.	Yds.	Avg.	Long	TD
Harrison	6	97	16.2	63t	1
Seau	2	2	1.0	2	0
Turner	1	75	75.0	75t	1
Dumas	1	56	56.0	56t	1
Dixon	1	36	36.0	36t	1
Ruff	1	18	18.0	18	0
D. Jenkins	1	16	16.0	16	0
Beckett	1	7	7.0	7	0
Lewis	1	6	6.0	3	0
Brown	1	0	0.0	0	0
Chargers	16	313	19.6	75t	4
Opponents	30	515	17.2	69t	3

Punting	No.	Yds.	Avg.	Net	TB	I-20	Lg.	B
Bennett	92	4248	46.2	36.2	10	23	66	0
Chargers	92	4248	46.2	36.2	10	23	66	0
Opponents	91	3780	41.5	36.4	10	32	68	1

Punt Returns	Ret.	FC	Yds.	Avg.	Lg.	TD
Jacquet TM	30	8	211	7.0	35	0
R. Jones	9	3	53	5.9	17	0
J. Graham	3	6	7	2.3	7	0
Dumas	1	0	1	1.0	1	0
D. Jenkins	1	0	0	0.0	0	0
Chargers	44	17	272	6.2	35	0
Opponents	51	10	722	14.2	64t	1

Kickoff Returns	Ret.	Yds.	Avg.	Long	TD
R. Jenkins	67	1531	22.9	93t	1
Bynum	13	242	18.6	39	0
D. Graham	1	8	8.0	0	0
Jacox	1	8	8.0	8	0
R. Jones	1	11	11.0	11	0
Chargers	83	1792	21.6	93t	1
Opponents	61	1471	24.1	98t	1

Field Goals	1-19	20-29	30-39	40-49	50+
Carney	1/1	3/3	5/7	7/10	2/4
Chargers	1/1	3/3	5/7	7/10	2/4
Opponents	1/1	13/13	10/11	4/7	2/2

Defensive Tackles (solo-st-total-pd-fr): Harrison 101-26-127-17-1-0, Seau 103-19-122-11-1-0, Dumas 64-11-75-6-0-0, Ruff 54-14-68-5-0-0, Parrella 54-11-65-6-1-0, Dixon 53-9-62-6-0-1, D. Jenkins 50-5-55-5-0-0, Williams 46-7-53-1-1-0, Beckett 28-11-39-2-0-0, Brown 28-7-35-10-0-0, Mickell 34-1-35-2-1-0, Lewis 28-2-30-4-1-1, Fontenot 21-4-25-1-1-0, Dingle 15-1-16-2-0-0, Darden 13-2-15-0-0-0, Mohring 9-2-11-0-0-0, Jackson 9-0-9-0-0-0, Turner 8-0-8-1-0-0, Tovar 5-2-7-0-0-0, Smith 5-1-6-1-0-0, Rusk 5-0-5-0-0-0, Denton 3-0-3-0-1-0-0, Hatcher 3-0-3-0-0-0, Taylor 3-0-3-0-0-0, Carson 2-0-2-0-0-0, Simpson 2-0-2-0-0-1, Harvey 1-0-1-0-0-0, Humphrey 1-0-1-0-0-0

YEAR-BY-YEAR STATS





1999 FINAL STATISTICS

YEAR-BY-YEAR STATS

[8-8 Overall] Third AFC West - Mike Riley
Home (4-4); Away (4-4)

Date	W/L	Score	Opponent	Att.
09/19	W	34-7	at Cincinnati	47,660
09/26	L	19-27	Indianapolis †	56,942
10/03	W	21-14	Kansas City †	58,099
10/10	W	20-10	at Detroit	61,481
10/17	W	13-10	Seattle †	59,432
10/24	L	3-31	Green Bay †	68,274
10/31	L	0-34	at Kansas City	78,473
11/07	L	17-33	Denver †	61,204
11/14	L	9-28	at Oakland	43,353
11/21	L	20-23 OT	Chicago †	56,055
11/28	L	27-35	at Minnesota	64,232
12/05	W	23-10	Cleveland †	53,147
12/12	W	19-16	at Seattle	66,318
12/19	L	9-12	at Miami	73,765
12/26	W	23-20	Oakland †	63,846
01/02	W	12-6	at Denver	69,278

Team Statistics

	Chargers	Opponents
TOTAL FIRST DOWNS	262	279
Rushing	69	77
Passing	171	181
Penalty	22	21
Third Down: Made/Att.	89/242	84/229
Third Down Pct.	.368	.367
Fourth Down: Made/Att.	6/14	6/11
Fourth Down Pct.	.429	.545
TOTAL NET YARDS	4589	4905
Avg. Per Game	286.8	306.6
Total Plays	1039	1022
Avg. Per Play	4.4	4.8
NET YARDS RUSHING	1246	1321
Avg. Per Game	77.9	82.6
Total Rushes	410	432
NET YARDS PASSING	3343	3584
Avg. Per Game	208.9	224.0
Sacked/Yards Lost	46/284	41/263
Gross Yards	3627	3847
Attempts/Completions	583/332	549/315
Completion Pct.	.569	.574
Had Intercepted	24	15
PUNTS/AVERAGE	89/43.9	85/40.5
NET PUNTING AVG.	38.7	35.2
PENALTIES/YARDS	104/823	117/909
FUMBLES/BALL LOST	29/11	30/12
TOUCHDOWNS	25	34
Rushing	10	8
Passing	12	24
Returns	3	2
TIME OF POSSESSION	30:00	30:00

Score by Quarters

Chargers	Q1	Q2	Q3	Q4	OT	PTS.
Opponents	40	112	46	71	0	269
	91	80	93	49	3	316

Scoring

	TD	RU	PA	RT	FG	PTS.
Carney	0	0	0	0	22/23	31/36
Means	5	4	1	0	0/0	0/0
Stephens	4	3	1	0	0/0	0/0
Bynum	3	1	2	0	0/0	0/0
Fazande	2	2	0	0	0/0	0/0
J. Graham	2	0	2	0	0/0	0/0
F. Jones	2	0	2	0	0/0	0/0
Lewis	2	0	2	0	0/0	0/0
Davis	1	0	1	0	0/0	0/0
Dixon	1	0	1	0	0/0	0/0
C. Jones	1	0	1	0	0/0	0/0
McCrary	1	0	1	0	0/0	0/0
Penn	1	0	1	0	0/0	0/0
Ricks	0	0	0	0	0/0	0/0
Chargers	25	10	12	3	22/23	31/36
Opponents	34	8	24	2	34/34	26/38

2-Pt. Conversions: Ricks, **Chargers 1-2**, Opponents 0-0

Sacks: Johnson 10.5, Parrella 5.5, Fontenot 5.0, Dixon 4.0, Hand 4.0, Seau 3.5, Dumas 2.0, Mohring 2.0, Bush 1.0, Harrison 1.0, Simien 1.0, Williams 1.0, Harden 0.5, **Chargers 41.0**, Opponents 46.0

Special Teams Tackles (solo-ast-total): McCrary 15-0-15, Rusk 13-0-13, Ruff 11-1-12, Hamilton 8-2-10, Turner 9-0-9, Davis 6-3-9, Bynum 7-0-7, Reeves 5-1-6, Dixon 4-0-4, Stephens 4-0-4, Shaw 3-1-4, Perry 3-0-3, Binn 2-0-2, Carney 2-0-2, Fletcher 2-0-2, Heiden 2-0-2, Reed 2-0-2, Jackson 1-1-2, Bennett 1-0-1, Brown 1-0-1, Harrison 1-0-1, Penn 1-0-1, Simien 1-0-1, Spencer 1-0-1

Passing	Att.	Comp.	Yds.	Comp.%	Yds./Att.
Harbaugh	434	249	2761	.574	6.36
Kramer	141	78	788	.553	5.59
Moreno	7	5	78	.714	11.14
Ricks	1	0	0	.000	0.00
Reed	0	0	0	.000	0.00
Chargers	583	332	3627	.569	6.22
Opponents	549	315	3847	.574	7.01

Rushing	No.	Yds.	Avg.	Long	TD
Fazande	91	365	4.0	54	2
Bynum	92	287	3.1	25	1
Means	112	277	2.5	15	4
Fletcher	48	126	2.6	16	0
Harbaugh	34	126	3.7	16	0
Stephens	24	61	2.5	9	3
Ricks	2	11	5.5	7	0
Kramer	5	1	0.2	3	0
Bennett	1	0	0.0	0	0
C. Jones	1	-8	-8.0	-8	0
Chargers	410	1246	3.0	54	10
Opponents	432	1321	3.1	26	8

Receiving	No.	Yds.	Avg.	Long	TD
J. Graham	57	968	17.0	54	2
F. Jones	56	670	12.0	36	2
Fletcher	45	360	8.0	25	0
Ricks	40	429	10.7	50	0
McCrary	37	201	5.4	38	1
Stephens	18	133	7.4	22	1
Penn	17	257	15.1	43	1
Bynum	16	209	13.1	80t	2
Davis	12	137	11.4	46	1
C. Jones	10	90	9.0	44t	1
Means	9	51	5.7	12t	1
Still TM	8	96	12.0	28	0
Pupunu	4	17	4.3	11	0
Seau	2	8	4.0	6	0
Reed	1	1	1.0	1	0
Chargers	332	3627	10.9	80t	12
Opponents	315	3847	12.2	81t	24

Interceptions	No.	Yds.	Avg.	Long	TD
Lewis	4	9	2.3	5	0
Spencer	4	1	0.3	1	0
Dumas	2	92	46.0	68	0
Dimry	2	1	0.5	1	0
Seau	1	16	16.0	16	0
Simien	1	4	4.0	4	0
Harrison	1	0	0.0	0	0
Chargers	15	123	8.2	68	0
Opponents	24	196	8.2	38	1

Punting	No.	Yds.	Avg.	Net	TB	I-20	Lg.	B
Bennett	89	3910	43.9	38.7	6	32	60	0
Chargers	89	3910	43.9	38.7	6	32	60	0
Opponents	85	3439	40.5	35.2	8	22	64	2

Punt Returns	Ret.	FC	Yds.	Avg.	Lg.	TD
Penn	21	19	148	7.0	18	0
C. Jones	9	6	93	10.3	33	0
Reed	3	0	49	16.3	21	0
Turner	1	0	0	0.0	0	0
Chargers	34	25	290	8.5	33	0
Opponents	41	21	343	8.4	28	0

Kickoff Returns	Ret.	Yds.	Avg.	Long	TD
Bynum	37	781	21.1	37	0
Stephens	18	335	18.6	28	0
Fletcher	7	112	16.0	22	0
Reed	5	72	14.4	21	0
McCrary	1	4	4.0	4	0
Still	1	0	0.0	0	0
Chargers	69	1312	19.0	37	0
Opponents	67	1550	23.1	49	0

Field Goals	1-19	20-29	30-39	40-49	50+
Carney	2/2	13/13	6/8	9/12	1/1
Chargers	2/2	13/13	6/8	9/12	1/1
Opponents	0/0	7/7	9/13	7/12	3/6

Carney (27G, 23G, 21G, 42G) (50G) | (33G, 24G, 47N) (42N, 28G, 41G) (28G, 41G) (46G) (39G) (28G, 38B, 28G) (40G, 40G) (44G, 19G, 30G) (33G, 42G, 28G, 41G) (23G, 22G, 31G, 36N) (48G, 19G, 37G) (25G, 28G, 46N)

Defensive Tackles (solo-ast-total-pd-ff-r) Seau 75-24-99-9-1-1, Dumas 60-21-81-7-0-0, Hand 41-14-55-3-0-0, Parrella 44-9-53-0-3-0, Jackson 42-9-51-5-0-1, Spencer 40-8-48-16-0-0, Bush 40-4-44-2-0-1, Lewis 36-5-41-12-0-2, Johnson 33-8-41-0-5-1, Harrison 30-11-41-8-1-0, Hill 26-13-39-0-1-0, Fontenot 26-8-34-0-0-1, Dimry 32-1-33-7-0-0, Dixon 25-8-33-3-1-1, Brown 29-3-31-2-1-0, Perry 21-5-26-0-0-1, Williams 22-4-26-2-0-0, Shaw 21-3-24-3-0-0, Mohring 13-1-14-0-0-0, Simien 7-1-8-1-0-1, Turner 6-2-8-0-0-0, Hamilton 5-3-8-1-0-0, Ruff 5-2-7-1-0-0, Mims 5-1-6-0-0-0, Rusk 4-1-5-1-0-0, Harden 0-1-1-0-0-0

TD	TD%	Int.	Int.%	80t	Sack/Lost	Rating
10	.023	14	.032	180	37/208	70.6
2	.014	10	.071	41	7/62	46.6
0	.000	0	.000	45	1/3	108.0
0	.000	0	.000	0	0/0	39.6
0	.000	0	.000	0	1/11	0.0
12	.021	24	.041	80t	46/284	65.2
24	.044	15	.027	81t	41/263	82.3

1998 FINAL STATISTICS

YEAR-BY-YEAR STATS

(5-11 Overall) Fifth AFC West - Kevin Gilbride (2-4); Home (4-4); Away (1-7)

Date	W/L	Score	Opponent	Att.
09/06	W	16-14	Buffalo †	64,037
09/13	W	13-7	at Tennessee	41,089
09/20	L	7-23	at Kansas City	73,730
09/27	L	16-34	New York Giants	55,672
10/04	L	12-17	at Indianapolis	51,988
10/11	L	6-7	at Oakland	42,467
10/18	W	13-10	Philadelphia †	56,967
10/25	L	20-27	Seattle †	58,512
11/08	L	10-27	at Denver	74,925
11/15	W	14-13	Baltimore †	54,388
11/22	W	38-37	Kansas City †	59,894
11/29	L	16-31	Denver †	66,532
12/06	L	20-24	at Washington	65,713
12/13	L	17-38	at Seattle	62,690
12/20	L	10-17	Oakland †	60,716
12/27	L	13-16	at Arizona	71,670

Team Statistics		Chargers	Opponents
TOTAL FIRST DOWNS			
Rushing	272	256	
Passing	95	72	
Penalty	146	149	
Third Down: Made/Att.	31	35	
Third Down Pct.	78/237	68/227	
Fourth Down: Made/Att.	.329	.300	
Fourth Down Pct.	8/17	6/13	
TOTAL NET YARDS			
Avg. Per Game	4592	4208	
Total Plays	287.0	263.0	
Avg. Per Play	1063	991	
NET YARDS RUSHING			
Avg. Per Game	4.3	4.2	
Total Rushes	1728	1140	
Total Rushes	108.0	71.3	
NET YARDS PASSING	460	422	
Avg. Per Game	2864	3068	
Sacks/Yards Lost	179.0	191.8	
Good Yards	37/251	39/246	
Attempts/Completions	3115	3314	
Completion Pct.	566/261	530/271	
Had Intercepted	461	511	
PUNTS/AVERAGE			
NET PUNTING AVG.	95/43.9	103/44.1	
PENALTIES/YARDS	36.8	36.0	
FUMBLES/BALL LOST	137/1229	120/1005	
TOUCHDOWNS			
Rushing	33/17	21/7	
Passing	23	38	
Returns	11	12	
TIME OF POSSESSION	11	21	
	31:17	28:44	

Score by Quarters	Q1	Q2	Q3	Q4	OT	PTS.
Chargers	39	66	58	78	0	241
Opponents	94	101	71	76	0	342

Scoring	TD	RU	PA	RT	PAT	FG	S	PTS.
Carney	0	0	0	0	19/19	26/30	0	97
Fletcher	5	5	0	0	0/0	0/0	0	30
Means	5	5	0	0	0/0	0/0	0	30
F. Jones	3	0	3	0	0/0	0/0	0	20
C. Jones	3	0	3	0	0/0	0/0	0	18
Ricks	2	0	2	0	0/0	0/0	0	12
Still	2	0	2	0	0/0	0/0	0	12
Stephens	1	1	0	0	0/0	0/0	0	6
Thelwell	1	0	1	0	0/0	0/0	0	6
J. Williams	1	0	1	0	0/0	0/0	0	6
Whelihan	0	0	0	0	0/0	0/0	0	2
Chargers	23	11	11	1	19/19	26/30	1	241
Opponents	38	12	5	37/37	25/34	0	0	342

2-Pt. Conversions: F. Jones, Whelihan, Chargers 2-4, Opponents 1-1

Sacks: Hand 6.0, Johnson 5.5, Harrison 4.0, Coleman 3.5, Seau 3.5, Fuller 3.0, Dixon 2.5, Mims 2.0, Parrella 1.5, Bush 1.0, Dumas 1.0, Mohring 1.0, Tovar 1.0, Turner 1.0, Gouveia 0.5, **Chargers 39.0**, Opponents 37.0

Special Teams Tackles (solo-ast-total): Tovar 10-1-11, Turner 10-0-10, Dixon 7-0-7, Hamilton 7-0-7, Spencer 7-0-7, Burgess 5-2-7, Fletcher 6-0-6, Lee 5-1-6, Shaw 5-0-5, Stephens 5-0-5, Dodge 4-1-5, Bennett 4-0-4, Clark 4-0-4, G. Williams 4-0-4, Binn 3-0-3, Harrison 2-1-3, Mohring 2-1-3, Jackson 2-0-2, Rchal 2-0-2, Bynum 1-0-1, Carney 1-0-1, Davis 1-0-1, Gaiter 1-0-1, Haskins 1-0-1, Mohring 1-0-1

Passing	Att.	Comp.	Yds.	Comp.%	Yds./Att.
Whelihan	320	149	1803	.466	5.63
Leaf	245	111	1289	.453	5.26
Fletcher	1	1	23	100.0	23.00
Chargers	566	261	3115	.461	5.50
Opponents	530	271	3314	.511	6.25

Rushing	No.	Yds.	Avg.	Long	TD
Means	212	883	4.2	72t	5
Fletcher	153	543	3.5	21	5
Stephens	35	122	3.5	12	1
Leaf	27	80	3.0	20	0
C. Jones	4	39	9.8	14	0
Whelihan	18	38	2.1	13	0
Bynum	11	23	2.1	14	0
Chargers	460	1728	3.8	72t	11
Opponents	422	1140	2.7	25	12

Receiving	No.	Yds.	Avg.	Long	TD
F. Jones	57	602	10.6	28	3
C. Jones	49	699	15.2	56	3
Still	43	605	14.1	67	2
Ricks	30	450	15.0	39t	2
Fletcher	30	188	6.3	22	0
Thelwell	16	268	16.8	55	1
Means	16	91	5.7	22	0
Slaughter	8	93	11.6	31	0
Bynum	4	27	6.8	12	0
W. Davis	4	23	5.8	8	0
Burke	3	32	10.7	17	0
Hartley	2	28	14.0	17	0
Stephens	2	9	4.5	5	0
Chargers	261	3115	11.9	67	11
Opponents	271	3314	12.2	81t	21

Interceptions	No.	Yds.	Avg.	Long	TD
G. Jackson	6	50	8.3	25	0
Harrison	3	42	14.0	21	0
Dimry	3	38	12.7	30	0
Hand	2	47	23.5	30	0
Shaw	2	0	0.0	0	0
J. Williams	1	14	14.0	14t	1
Harper	1	12	12.0	12	0
Spencer	1	0	0.0	0	0
Turner	1	0	0.0	0	0
Chargers	20	203	10.2	30	1
Opponents	34	512	15.1	43t	2

Punting	No.	Yds.	Avg.	Net	TB	I-20	Lg.	B
Bennett	95	4174	43.9	36.8	8	27	65	0
Chargers	95	4174	43.9	36.8	8	27	65	0
Opponents	103	4546	44.1	36.0	15	24	63	0

Punt Returns	Ret.	FC	Yds.	Avg.	Lg.	TD
Rachal	32	8	387	12.1	56	0
Gaiter TM	13	6	155	11.9	49	0
Chargers	45	14	542	12.0	56	0
Opponents	49	18	515	10.5	74t	1

Kickoff Returns	Ret.	Yds.	Avg.	Long	TD
Bynum	19	345	18.2	30	0
Gaiter TM	16	295	18.4	33	0
Stephens	16	349	21.8	36	0
Rachal	11	192	17.5	25	0
Fletcher	3	71	23.7	36	0
C. Jones	2	25	12.5	17	0
Burke	1	5	5.0	5	0
Hartley	1	11	11.0	11	0
Jacox	1	0	0.0	0	0
Chargers	70	1293	18.5	36	0
Opponents	54	1484	27.5	101t	1

Field Goals	1-19	20-29	30-39	40-49	50+
Carney	0/0	1/12	5/5	8/10	2/3
Chargers	0/0	1/12	5/5	8/10	2/3
Opponents	1/1	5/6	10/12	6/11	3/4

Carney (48G, 47G, 54G) (48G, 23G, 51G) (41G, 46G, 34G) (50G, 47N, 25G) (39G, 48G) (23G, 26G) (21G, 45G) (11) (31G) (27G) (32G, 27G, 41G, 20N, 25G) (21G) (46N, 28G) (31G, 26G)

Defensive Tackles (solo-ast-total-pd-ff-fr) Seau 92-23-115-7-1-2, Harrison 89-25-114-10-1-0, Dimry 59-4-63-20-8-0, Jackson 50-9-59-9-0-0, Coleman 46-5-51-0-0-2, Hand 42-7-49-8-1-0, Gouveia 32-12-44-2-0-0, Shaw 35-5-40-10-0-0, Parrella 30-7-37-3-0-1, Dixon 26-8-34-1-0-0, Stephens 29-0-29-8-0-0, Tovar 22-6-28-0-0-0, Johnson 21-6-27-1-1-0, Fuller 18-4-22-4-0-0, Bush 12-6-18-2-1-0, Dumas 8-3-11-1-0-0, G. Williams 7-1-8-0-0-1, Harper 5-3-8-2-0-0, Turner 7-0-7-1-0, Mims 3-3-6-1-0-0, J. Williams 5-1-6-1-0-0, Mohring 2-1-3-0-0-0, Burgess 1-1-2-0-0-0, Clark 1-0-1-0-0-0, Hamilton 1-0-1-0-0-0, Stephens 1-0-1-0-0-0

1996 FINAL STATISTICS

[8-8 Overall] Third AFC West - Bobby Ross
Home [5-3]; Away [3-5]

Date	W/L	Score	Opponent	Att.
09/01	W	29-7	Seattle t	58,780
09/08	W	27-14	Cincinnati †	55,880
09/15	L	10-42	at Green Bay	60,584
09/22	W	40-34	at Oakland	49,097
09/29	W	22-19	Kansas City †	59,384
10/06	L	17-28	at Denver	75,058
10/21	L	14-23	Oakland †	62,350
10/27	L	13-32	at Seattle	38,143
11/03	W	26-19	at Indianapolis	58,484
11/11	W	27-21	Detroit †	60,425
11/17	L	17-25	Tampa Bay †	57,526
11/24	W	28-14	at Kansas City	69,472
12/01	L	7-45	New England †	59,209
12/08	L	3-16	at Pittsburgh	56,368
12/14	L	14-27	at Chicago	49,763
12/22	W	16-10	Denver †	46,801

Team Statistics

	Chargers	Opponents
TOTAL FIRST DOWNS	272	321
Rushing	80	92
Passing	168	199
Penalty	24	30
Third Down: Made/Att.	78/230	102/243
Third Down Pct.	33.9	42.4
Fourth Down: Made/Att.	9/16	9/19
Fourth Down Pct.	56.3	47.4
TOTAL NET YARDS	4670	5421
Avg. Per Game	291.9	338.8
Total Plays	1022	1100
Avg. Per Play	4.6	4.9
NET YARDS RUSHING	1312	1755
Avg. Per Game	82.0	109.7
Total Rushes	412	431
NET YARDS PASSING	3358	3666
Avg. Per Game	209.9	229.1
Sacked/Yards Lost	23/296	33/201
Gross Yards	3654	3867
Attempts/Completions	577/314	636/369
Completion Pct.	54.4	58.0
Had Intercepted	21	21
PUNTS/AVERAGE	87/45.6	71/44.3
NET PUNTING AVG.	37.2	34.2
PENALTIES/YARDS	110/969	115/991
FUMBLES/BALL LOST	30/11	29/14
TOUCHDOWNS	32	43
Rushing	7	10
Passing	23	28
Returns	2	5
TIME OF POSSESSION	27:35	32:25

Score by Quarters

Chargers	Q1	Q2	Q3	Q4	OT	PTS.
Opponents	113	79	45	73	0	310
	71	125	71	109	0	376

Scoring

	TD	RU	PA	RT	PAT	FG	S	PTS.
Carney	0	0	0	0	31/31	29/36	0	118
Martin	14	0	14	0	0/0	0/0	0	84
Russell	7	7	0	0	0/0	0/0	0	42
Jones	4	0	4	0	0/0	0/0	0	24
A. Coleman	2	0	2	0	0/0	0/0	0	12
Fletcher	2	0	2	0	0/0	0/0	0	12
Clark	1	0	1	0	0/0	0/0	0	6
Da. Gordon	1	0	0	1	0/0	0/0	0	6
Pupunu	1	0	1	0	0/0	0/0	0	6
Chargers	32	7	23	2	31/31	29/36	0	310
Opponents	43	10	28	5	40/40	26/33	0	376

2-Pt. Conversions: Chargers 0-1, Opponents 0-3

Sacks: Seau 7.0, Mims 6.0, M. Coleman 4.0, R. Davis 3.0, Johnson 3.0, Da. Gordon 2.0, Parrella 2.0, Bush 1.0, Edwards 1.0, Gouveia 1.0, Harrison 1.0, Lee 1.0, **Chargers 33.0, Opponents 33.0**

Special Teams Tackles (solo-ast-total) Montreuil 14-2-16, Castle 9-2-11, Fletcher 8-2-10, Hendrix 8-1-9, Clark 7-2-9, Da. Gordon 8-0-8, Sapp 7-1-8, Bush 7-0-7, Young 6-1-7, Dw. Gordon 4-2-6, Ale 4-0-4, Ross 4-0-4, Shaw 4-0-4, Carney 2-0-2, Cummings 2-0-2, Roche 1-1-2, Bennett 1-0-1, Bradley 1-0-1, Coleman 1-0-1, Edwards 1-0-1, May 1-0-1, Harrison 0-1-1

Rushing	No.	Yds.	Avg.	Long	TD
Russell	219	713	3.3	21	7
Fletcher	77	282	3.7	19	0
Hayden	55	166	3.0	13	0
Bradley	32	109	3.4	17	0
Humphries	21	28	1.3	7	0
Salisbury	6	14	2.3	11	0
A. Coleman	2	0	0.0	0	0
Chargers	412	1312	3.2	21	7
Opponents	431	1755	4.1	27	10

Receiving	No.	Yds.	Avg.	Long	TD
Martin	85	1171	13.8	55	14
Fletcher	61	476	7.8	41	2
Jones	41	524	12.8	63t	4
A. Coleman	36	486	13.5	50	2
Pupunu	24	271	11.3	41	1
May	19	188	9.9	39	0
Russell	13	180	13.8	35	0
Roche	13	111	8.5	19	0
Mitchell	10	57	5.7	25	0
Still	6	142	23.7	56	0
Ellison	3	15	5.0	6	0
Bradley	1	20	20.0	20	0
Hayden	1	10	10.0	10	0
Reeves	1	3	3.0	3	0
Chargers	314	3654	11.6	63t	23
Opponents	369	3867	10.5	60	28

Interceptions	No.	Yds.	Avg.	Long	TD
Harrison	5	56	11.2	29	0
Shaw	3	78	26.0	36	0
Gouveia	3	41	13.7	21	0
Clark	2	83	41.5	83t	1
Da. Gordon	2	55	27.5	55	0
Seau	2	18	9.0	10	0
Ross	2	7	3.5	7	0
Harper	1	0	0.0	0	0
Lee	1	-1	-1.0	-1	0
G. Young	1	-1	-1.0	-1	0
Chargers	22	336	15.3	83t	1
Opponents	21	320	15.2	90t	2

Punting	No.	Yds.	Avg.	Net	TB	I-20	Lg.	B
Bennett	87	3967	45.6	37.2	6	23	66	0
Chargers	87	3967	45.6	37.2	6	23	66	0
Opponents	71	3145	44.3	34.2	8	23	63	0

Punt Returns	Ret.	FC	Yds.	Avg.	Lg.	TD
Da. Gordon	36	13	537	14.9	81t	1
Jones	1	1	21	21.0	21	0
Still	1	0	1	1.0	1	0
Chargers	38	14	559	14.7	81t	1
Opponents	51	15	612	12.0	82	1

Kickoff Returns

	Ret.	Yds.	Avg.	Long	TD
A. Coleman	55	1210	22.3	57	0
Still	1	113	28.3	37	0
Edwards	1	0	0.0	0	0
Harrison	1	10	10.0	10	0
Pupunu	1	15	15.0	15	0
Russell	1	10	10.0	10	0
Chargers	63	1358	21.6	57	0
Opponents	59	1497	25.4	66	0

Field Goals

	1-19	20-29	30-39	40-49	50+
Carney	0/0	11/13	8/8	7/12	3/3
Chargers	0/0	11/13	8/8	7/12	3/3
Opponents	1/1	7/8	9/10	8/11	1/3

Carney (35G, 53G, 22G, 50G, 31G) (47G, 23G, 46N) (28G, 39G, 47N) (33G, 38G, 44G, 39G, 33G) (27G) (44N) (41G, 43G, 42G) (28G, 30G, 47G, 22G) (29G, 20G, 49N) (42G) (28B) (1) (25G) (48N, 26N) (50G, 21G, 22G)

Defensive Tackles (solo-ast-total-pd-ff-fr) Seau 110-28-138-7-1-3, Harrison 105-20-125-14-1-1, Shaw 72-13-85-15-0-0, Gouveia 65-14-79-7-1-0, Ross 68-10-78-7-2-1, Bush 48-16-64-1-0-2, Da. Gordon 41-6-47-7-0-0, Clark 38-5-43-6-0-2, Coleman 34-8-64-0-1-0, Parrella 30-7-37-1-0-0, Davis 24-6-30-2-0-1, Mims 19-9-28-0-2-2, Harper 17-2-19-3-0-0, Johnson 16-2-18-2-0-0, Lee 12-5-17-1-0-0, Young 7-5-12-2-0-0, Castle 7-4-11-2-0-0, Montreuil 6-0-6-0-0-0, Sapp 6-0-6-0-0-0, Dw. Gordon 5-1-6-0-0-0, Edwards 5-0-5-0-1-0, Hendrix 4-1-5-0-0-0

Passing	Att.	Comp.	Yds.	Comp.%	Yds./Att.	TD	TD%	Int.	Int.%	Long	Sack/Lost	Rating
Humphries	416	232	2670	.558	6.42	18	.043	13	.031	63t	20/187	76.7
Salisbury	161	82	984	.509	6.11	5	.031	8	.050	56	13/109	59.6
Chargers	577	314	3654	.544	6.33	23	.040	21	.036	63t	33/296	71.9
Opponents	636	369	3867	.580	6.08	28	.044	22	.035	60	33/201	76.0





1995 FINAL STATISTICS

YEAR-BY-YEAR STATS

(9-7 Overall) Second AFC West - Bobby Ross
Home (5-3); Away (4-4); Postseason (0-1)

Date	W/L	Score	Opponent	Att.
09/03	L	7-17	at Oakland	50,323
09/10	W	14-10	Seattle †	54,420
09/17	W	27-21	at Philadelphia	63,081
09/24	W	17-6	Denver †	58,987
10/01	L	16-31	at Pittsburgh	57,012
10/09	L	23-29 OT	at Kansas City	79,288
10/15	L	9-23	Dallas †	62,664
10/22	W	35-25	at Seattle	45,821
11/05	L	14-24	Miami †	61,996
11/12	L	7-22	Kansas City †	59,285
11/19	L	27-30	at Denver	74,681
11/27	W	12-6	Oakland †	60,607
12/03	W	31-13	Cleveland †	56,358
12/09	W	28-25	Arizona †	55,258
12/17	W	27-24	at Indianapolis	55,318
12/23	W	27-17	at New York Giants	50,243

AFC Wild Card Playoffs

12/31	L	20-35	Indianapolis	61,182
-------	---	-------	--------------	--------

Team Statistics

	Chargers	Opponents
TOTAL FIRST DOWNS	314	313
Rushing	108	112
Passing	185	178
Penalty	21	23
Third Down: Made/Att.	95/222	90/214
Third Down Pct.	428	421
Fourth Down: Made/Att.	12/21	6/11
Fourth Down Pct.	571	545
TOTAL NET YARDS	5213	5074
Avg. Per Game	325.8	317.1
Total Plays	1051	1020
Avg. Per Play	5.0	5.0
NET YARDS RUSHING	1747	1691
Avg. Per Game	109.2	105.7
Total Rushes	479	441
NET YARDS PASSING	3466	3383
Avg. Per Game	216.6	211.4
Sacked/Yards Lost	32/240	36/222
Gross Yards	3706	3605
Attempts/Completions	540/318	543/321
Completion Pct.	589	591
Had Intercepted	18	17
PUNTS/AVERAGE	72/44.7	73/43.4
NET PUNTING AVG.	36.6	36.0
PENALTIES/YARDS	107/953	117/951
FUMBLES/BALL LOST	30/12	24/10
TOUCHDOWNS	37	35
Rushing	14	15
Passing	17	16
Returns	6	4
TIME OF POSSESSION	29:34	30:26

Score by Quarters

	Q1	Q2	Q3	Q4	OT	PTS.
Chargers	49	102	69	101	0	321
Opponents	86	107	58	66	6	323

Scoring

	TD	RU	PA	RT	PAT	FG	S	PTS.
Carney	0	0	0	0	32/33	21/26	0	95
Harmon	6	1	5	0	0/0	0/0	0	36
Martin	6	0	6	0	0/0	0/0	0	36
Means	5	5	0	0	0/0	0/0	0	30
Seay	3	0	3	0	0/0	0/0	0	20
Coleman	3	0	0	3	0/0	0/0	0	18
Culver	3	3	0	0	0/0	0/0	0	18
Hayden	3	3	0	0	0/0	0/0	0	18
Gayle	2	0	0	2	0/0	0/0	0	12
Jefferson	2	0	2	0	0/0	0/0	0	12
Fletcher	1	1	0	0	0/0	0/0	0	6
Humphries	1	1	0	0	0/0	0/0	0	6
Mitchell	1	0	1	0	0/0	0/0	0	6
Seau	1	0	0	1	0/0	0/0	0	6
R. Davis	0	0	0	0	0/0	0/0	1	2
Chargers	37	14	17	6	32/33	21/26	1	321
Opponents	35	15	16	4	28/29	27/32	0	323

2-Pt. Conversions: Chargers 1-4, Opponents 2-5

Sacks: O'Neal 12.5, Lee 8.0, R. Davis 3.5, R. Johnson 3.0, Mims 2.0, Parrella 2.0, Seau 2.0, Brandon 1.0, Dw. Gordon 1.0, G. Young 1.0, **Chargers 36.0**, Opponents 32.0

	Passing	Att.	Comp.	Yds.	Comp. %	Yds./Att.
Humphries	478	282	3381	590	7.07	
Gilbert	61	36	325	590	5.33	
Martin	1	0	0	0.00	4.00	
Chargers	540	318	3706	589	6.86	
Opponents	543	321	3605	591	6.64	

	No.	Yds.	Avg.	Long	TD
Means	186	730	3.9	36	5
Hayden	128	470	3.7	20	3
Harmon	51	187	3.7	48t	1
Culver	47	155	3.3	17	3
Fletcher	26	140	5.4	46	1
Humphries	33	53	1.6	18	1
Gilbert	6	11	1.8	8	0
Jefferson	2	1	0.5	11	0

Chargers	479	1747	3.6	48t	14
Opponents	441	1691	3.8	60	15

	No.	Yds.	Avg.	Long	TD
Martin	90	1224	13.6	51t	6
Harmon	62	662	10.7	44	5
Jefferson	48	621	12.9	45	2
Seay	45	537	11.9	38t	3
Pupunu	35	315	9.0	26	0
D. Young	9	90	10.0	22	0
Means	7	46	6.6	14	0
Hayden	5	53	10.6	16	0
Culver	5	21	4.2	12	0
Coleman	3	67	22.3	41	0
Mitchell	3	31	10.3	24	1
Fletcher	3	26	8.7	15	0
Ellison	1	6	6.0	6	0
Humphries	1	-4	-4.0	-4	0

Chargers	318	3706	11.7	51t	17
Opponents	321	3605	11.2	50	16

	No.	Yds.	Avg.	Long	TD
Harrison	5	22	4.4	17	0
Harper	4	12	3.0	15	0
Gayle	2	99	49.5	99t	1
Clark	2	14	7.0	13	0
Seau	2	5	2.5	3	0
Shaw	1	31	31.0	31	0
Bush	1	0	0.0	0	0
Orlando	0	37	37.0	37	0

Chargers	17	220	12.9	99t	1
Opponents	18	164	9.1	63t	3

	No.	Yds.	Avg.	Net	TB	I-20	Lg.	B
Bennett	72	3221	44.7	36.6	8	28	66	0
Chargers	72	3221	44.7	36.6	8	28	66	0
Opponents	73	3168	43.4	36.0	10	24	63	0

	Ret.	Yds.	Avg.	Long	TD
Coleman	62	1411	22.8	92t	2
Fletcher	4	65	16.3	30	0
Harmon	4	25	6.3	9	0
Engel	0	1	1.0	1	0

Chargers	70	1502	21.5	92t	2
Opponents	63	1496	23.7	86	0

	1-19	20-29	30-39	40-49	50+
Carney	0/0	0/0	10/11	3/5	0/2
Chargers	0/0	8/8	10/11	3/5	0/2
Opponents	0/0	8/8	10/12	7/10	2/2

Defensive Tackles (solo-ast-total-pd-ff-fr): Seau 111-18-129-8-3-1, Orlando 72-15-87-6-1-0, Gayle 73-12-85-4-0-1, Harper 61-15-76-14-0-1, Gibson 55-14-69-0-0-0, Bush 46-10-56-1-2-1, Shaw 51-5-56-9-0-0, Davis 38-10-48-0-0-0, O'Neal 36-10-46-5-4-0, Lee 31-11-42-2-0-1, Mims 28-4-32-2-1-1, Clark 27-4-31-9-1-0, Young 23-3-26-0-0-0, Harrison 21-3-24-5-0-0, Gordon 18-2-20-0-0-0, Johnson 14-1-15-1-1-0, Parrella 9-3-12-1-0-0, Brandon 5-1-6-1-0-0, Barntie 2-0-2-0-0-0, Castie 2-0-2-1-0-0, Montreuil 0-0-0-1-0-0

Special Teams Tackles (solo-ast-total): Orlando 15-1-16, Fletcher 11-0-11, Young 11-0-11, Montreuil 10-1-11, Harrison 8-1-9, Gordon 7-0-7, Castle 6-0-6, Hendrix 6-0-6, Culver 5-0-5, Harmon 4-0-4, Shaw 4-0-4, Clark 2-2-4, Brandon 3-0-3, Binn 1-1-2, Bennett 1-0-1, Bush 1-0-1, Carney 1-0-1, May 1-0-1

	TD	TD%	Int.	Int. %	Long	Sack/Lost	Rating
Coleman	17	0.36	14	0.29	51t	23/197	80.4
	0	0.00	4	0.06	41	9/43	46.1
	0	0.00	0	0.00	0	0/0	39.6
Chargers	17	.031	18	.033	51t	32/240	76.4
Opponents	16	.029	17	.031	50	36/222	75.8

1994 FINAL STATISTICS

(11-5 Overall) First AFC West - Bobby Ross Home (5-3); Away (6-2); Postseason (2-1)

Date	W/L	Score	Opponent	Att.
09/04	W	37-34	at Denver	74,032
09/11	W	27-10	Cincinnati	53,217
09/18	W	24-10	at Seattle	65,536
09/25	W	26-24	at L.A. Raiders	55,385
10/09	W	20-6	Kansas City †	62,923
10/16	W	36-22	at New Orleans	50,565
10/23	L	15-20	Denver †	61,626
10/30	W	35-15	Seattle †	59,001
11/06	L	9-10	at Atlanta	59,217
11/13	W	14-13	at Kansas City	76,997
11/20	L	17-23	at New England	59,690
11/27	W	31-17	L.A. Rams †	59,579
12/05	L	17-24	L.A. Raiders †	63,012
12/11	L	15-38	San Francisco †	62,105
12/18	W	21-6	at New York Jets	48,213
12/24	W	37-34	Pittsburgh †	58,379

AFC Divisional Playoffs

01/08	W	22-21	Miami	63,381
-------	---	-------	-------	--------

AFC Championship Game

01/15	W	17-13	at Pittsburgh	61,545
-------	---	-------	---------------	--------

Super Bowl XXIX (Miami, Fla.)

01/29	L	26-49	San Francisco	74,107
-------	---	-------	---------------	--------

Team Statistics

	Chargers	Opponents
TOTAL FIRST DOWNS	311	308
Rushing	102	89
Passing	181	191
Penalty	28	28
Third Down: Made/Att.	88/223	77/210
Third Down Pct.	.395	.367
Fourth Down: Made/Att.	10/17	13/25
Fourth Down Pct.	.588	.520
TOTAL NET YARDS	5220	5062
Avg. Per Game	326.3	316.4
Total Plays	11005	11005
Avg. Per Play	5.1	5.0
NET YARDS RUSHING	1852	1404
Avg. Per Game	115.8	87.8
Total Rushes	482	385
NET YARDS PASSING	3368	3658
Avg. Per Game	210.5	228.6
Sacked/Yards Lost	29/251	43/253
Gross Yards	3619	3911
Attempts/Completions	522/305	577/363
Completion Pct.	.584	.629
Had Intercepted	14	17
PUNTS/AVERAGE	72/41.0	76/43.3
NET PUNTING AVG.	35.0	36.0
PENALTIES/YARDS	96/875	109/989
FUMBLES/BALL LOST	19/9	29/15
TOUCHDOWNS	40	34
Rushing	13	11
Passing	20	20
Returns	7	3
TIME OF POSSESSION	30:19	29:41

Score by Quarters

Chargers	Q1	Q2	Q3	Q4	OT	PTS.
Chargers	52	134	95	100	0	381
Opponents	51	104	46	105	0	306

Scoring

	TD	RU	PA	RT	FG	S	PTS.	
Carney	0	0	0	33/33	34/38	0	135	
Means	1.2	1.2	0	0/0	0/0	0	72	
Martin	7	0	7	0/0	0/0	0	42	
Seay	6	0	6	0/0	0/0	0	36	
Harmon	2	1	0	0/0	0/0	0	18	
Jefferson	3	0	3	0/0	0/0	0	18	
Coleman	2	0	2	0/0	0/0	0	12	
Gordon	2	0	2	0/0	0/0	0	12	
Pupunu	2	0	2	0/0	0/0	0	12	
Richard	2	0	2	0/0	0/0	0	12	
Vanhorse	1	0	1	0/0	0/0	0	6	
D. Young	1	0	1	0/0	0/0	0	6	
Chargers	40	13	7	33/33	34/38	0	381	
Opponents	34	11	20	3	30/30	22/27	0	306

2-Pt. Conversions: Chargers 3-7, Opponents 3-4

Sacks: O'Neal 12.5, Mims 11.0, Lee 6.5, Seau 5.5, White 2.0, Johnson 1.5, Parrella 1.0, L. Young 1.0, R. Davis 0.5, L. Miller 0.5, **Chargers 43.0**, Opponents 29.0

Passing	Att.	Comp.	Yds.	Comp.%	Yds./Att.
Humphries	453	264	3209	.583	7.08
Gilbert	67	41	410	.612	6.12
Martin	1	0	0	.000	0.00
Means	1	0	0	.000	0.00
Chargers	522	305	3619	.584	6.93
Opponents	577	363	3911	.629	6.78

Rushing	No.	Yds.	Avg.	Long	TD
Means	343	1350	3.9	25	12
Bieniemy	73	295	4.0	36	0
Harmon	25	94	3.8	15t	1
Culver	8	63	7.9	22	0
Jefferson	3	40	13.3	22	0
Humphries	19	19	1.0	8	0
Hendrickson	1	3	3.0	3	0
Gilbert	8	-3	-4	5	0
Martin	2	-9	-4.5	4	0
Chargers	482	1852	3.8	36	13
Opponents	385	1404	3.6	24	11

Receiving	No.	Yds.	Avg.	Long	TD
Seay	58	645	11.1	49t	6
Harmon	58	615	10.6	35	1
Martin	50	885	17.7	99t	7
Jefferson	43	627	14.6	52t	3
Means	39	235	6.0	22	0
Pupunu	21	214	10.2	25	2
D. Young	17	217	12.8	31	1
Mitchell	11	105	9.5	36	0
Bieniemy	5	48	9.6	25	0
May	2	22	11.0	18	0
Barnes	1	6	6.0	6	0
Chargers	305	3619	11.9	99t	20
Opponents	363	3911	10.8	84t	20

Interceptions	No.	Yds.	Avg.	Long	TD
Richard	4	224	56.0	99t	2
Gordon	4	32	8.0	23	0
Carrington	3	51	17.0	32	0
Harper	3	28	9.3	15	0
Vanhorse	2	56	28.0	50t	1
Griggs	1	11	11.0	11	0
Chargers	17	402	23.6	99t	3
Opponents	14	233	16.6	90t	2

Punting	No.	Yds.	Avg.	Net	TB	I-20	Lg.	B
Wagner	65	2705	41.6	35.3	3	20	59	0
Kidd TM	7	246	35.1	32.3	1	1	53	0
Chargers	72	2951	41.0	35.0	4	21	59	0
Opponents	76	3290	43.3	36.0	4	19	62	0

Punt Returns	Ret.	FC	Yds.	Avg.	Lg.	TD
Gordon	36	19	475	13.2	90t	2
Chargers	36	19	475	13.2	90t	2
Opponents	38	14	348	9.2	44	0

Kickoff Returns	Ret.	Yds.	Avg.	Long	TD
Coleman	49	1293	26.4	90t	2
Harmon	9	157	17.4	25	0
Martin	8	167	20.9	29	0
Mitchell	1	18	18.0	18	0
Parker	1	1	1.0	1	0
Chargers	68	1636	24.1	90t	2
Opponents	79	1740	22.0	93t	1

Field Goals	1-19	20-29	30-39	40-49	50+
Carney	0/0	12/12	15/15	5/9	2/2
Chargers	0/0	12/12	15/15	5/9	2/2
Opponents	1/1	10/10	7/8	3/6	1/2

Defensive Tackles (solo-ast-total-pd-ff-fr): Seau 124-31-155-3-1-3, Gordon 75-14-89-8-0-2, Carrington 68-20-88-7-1-2, Richard 69-10-79-7-2-0, Griggs 58-14-72-2-0-0, Gibson 50-18-68-3-0-0, Harper 56-10-66-14-0-0, O'Neal 47-13-60-4-2-1, Mims 35-6-41-4-1-2, Lee 30-9-39-1-1-1, Davis 21-9-30-0-1-0, Vanhorse 23-5-28-3-0-0, Young 14-5-19-1-0-0, Clark 9-2-11-0-0-0, Castle 8-2-10-2-0-0, Parrella 6-2-8-1-0-0, Johnson 4-2-6-0-0-0, White 4-1-5-0-1-0, Hendrickson 2-0-2-0-0-0, Bush 2-0-2-0-0-0, Miller 1-1-2-0-0-0, Winter 1-0-1-1-0-1

Special Teams Tackles (solo-ast-total): Harrison 17-3-20, Richard 13-2-15, Bush 11-1-12, Castle 11-0-11, Miller 11-0-11, Coleman 8-2-10, Vanhorse 8-0-8, Binn 6-1-7, Hendrickson 5-1-6, Bieniemy 3-1-4, Young 3-0-3, Clark 1-2-3, Carney 2-0-2, Griggs 2-0-2, Carrington 1-0-1, Culver 1-0-1, May 1-0-1, O'Neal 1-0-1, Wagner 1-0-1, Mitchell 0-1-1



1993 FINAL STATISTICS

YEAR-BY-YEAR STATS

(8-8 Overall) Fourth AFC West - Bobby Ross Home (4-4); Away (4-4)

Date	W/L	Score	Opponent	Att.
09/05	W	18-12	Seattle †	58,039
09/12	L	17-34	at Denver †	75,074
09/19	W	18-17	Houston	58,519
10/03	L	14-31	at Seattle	54,778
10/10	L	3-16	at Pittsburgh	55,264
10/17	L	14-17	Kansas City †	60,729
10/31	W	30-23	at L.A. Raiders	45,122
11/07	W	30-17	at Minnesota	55,527
11/14	L	13-16	(Chicago) †	58,459
11/21	L	7-12	L.A. Raiders †	60,615
11/29	W	31-0	at Indianapolis	54,110
12/05	W	13-10	Denver †	60,233
12/12	L	13-20	Green Bay †	57,930
12/19	L	24-28	at Kansas City	74,778
12/27	W	45-20	Miami †	60,311
01/02	W	32-17	at Tampa Bay	35,587

Team Statistics	Chargers	Opponents
TOTAL FIRST DOWNS	313	299
Rushing	120	86
Passing	177	192
Penalty	22	21
Third Down: Made/Att.	89/224	83/210
Third Down Pct.	.397	.395
Fourth Down: Made/Att.	6/15	4/8
Fourth Down Pct.	.400	.500
TOTAL NET YARDS	4967	5066
Avg. Per Game	310.4	316.6
Total Plays	1050	1002
Avg. Per Play	4.7	5.1
NET YARDS RUSHING	1824	1314
Avg. Per Game	114.0	82.1
Total Rushes	455	414
NET YARDS PASSING	3143	3752
Avg. Per Game	196.4	234.5
Sacked/Yards Lost	32/240	32/206
Gross Yards	3383	3958
Attempts/Completions	563/301	556/329
Completion Pct.	.535	.592
Had Intercepted	14	22
PUNTS/AVERAGE	74/42.3	72/42.1
NET PUNTING AVG.	36.4	35.5
PENALTIES/YARDS	87/699	94/724
FUMBLES/BALL LOST	13/5	19/12
TOUCHDOWNS	33	30
Rushing	14	10
Passing	18	17
Returns	1	3
TIME OF POSSESSION	29:52	30:08

Score by Quarters	Q1	Q2	Q3	Q4	OT	PTS.
Chargers	66	76	67	113	0	322
Opponents	50	102	83	55	0	290

Scoring	TD	R	PA	RT	PAT	FG	S	PTS.
Carney	0	0	0	0	31/33	31/40	0	124
Means	8	8	0	0	0/0	0/0	0	48
A. Miller	7	0	7	0	0/0	0/0	0	42
Butts	4	4	0	0	0/0	0/0	0	24
Lewis	4	0	4	0	0/0	0/0	0	24
Harmon	2	0	2	0	0/0	0/0	0	12
Jefferson	2	0	2	0	0/0	0/0	0	12
Young	2	0	2	0	0/0	0/0	0	12
Bieniemy	1	1	0	0	0/0	0/0	0	6
Frank	1	0	0	1	0/0	0/0	0	6
Kidd	1	1	0	0	0/0	0/0	0	6
Walker	1	0	1	0	0/0	0/0	0	6
Chargers	33	14	18	1	31/33	31/40	0	322
Opponents	30	10	17	3	30/30	26/33	1	290

2-Pt. Conversions: Chargers 0-0, Opponents 0-0

Sacks: O'Neal 12.0, Mims 7.0, Grossman 4.5, Lee 3.0, Richard 2.0, B. Winter 2.0, Carrington 1.0, Pope 0.5, Chargers 32.0, Opponents 32.0

Special Teams Tackles (solo-ast-total) Bush 12-1-13, Hendrickson 7-3-10, Fields 7-0-7, Vanhorse 7-0-7, Pope 6-1-7, Carrington 6-0-6, Fuller 6-0-6, Plummer 6-0-6, Richard 6-0-6, Gordon 5-0-5, Anno 4-1-5, Crews 3-0-3, May 3-0-3, Castle 2-1-3, Miller 2-1-3, Pupunu 2-1-3, Frank 2-0-2, Whitley 2-0-2, Brady 1-0-1, Carney 1-0-1, Dyal 1-0-1, Harmon 1-0-1, Johnson 1-0-1

Passing	Att.	Comp.	Yds.	Comp.%	Yds./Att.
Humphries	324	173	1981	53.4	6.11
Friesz	238	128	1402	53.8	5.89
Means	1	0	0	0.00	0.00
Chargers	563	301	3383	53.5	6.01
Opponents	556	329	3958	59.2	7.12

Rushing	No.	Yds.	Avg.	Long	TD
Butts	185	746	4.0	27	4
Means	160	645	4.0	65†	8
Harmon	46	216	4.7	19	0
Bieniemy	33	135	4.1	12	1
Jefferson	3	53	10.6	33	0
Humphries	8	37	4.6	27	0
Friesz	10	3	0.3	2	0
Lewis	3	2	0.7	7	0
Hendrickson	1	0	0.0	0	0
A. Miller	1	0	0.0	0	0
Kidd	3	-13	-4.3	2†	1
Chargers	455	1824	4.0	65†	14
Opponents	414	1314	3.2	19	10

Receiving	No.	Yds.	Avg.	Long	TD
A. Miller	84	1162	13.8	66†	7
Harmon	73	671	9.2	37	2
Lewis	38	463	12.2	47	4
Jefferson	30	391	13.0	39†	2
Walker	21	212	10.1	25†	1
Butts	15	105	7.0	23	0
Pupunu	13	142	10.9	28	0
Barnes	10	137	13.7	21	0
Means	10	59	5.9	11	0
Young	6	41	6.8	12†	2
Bieniemy	1	0	0.0	0	0
Chargers	301	3383	11.2	66†	18
Opponents	329	3958	12.0	71†	17

Interceptions	No.	Yds.	Avg.	Long	TD
Carrington	7	104	14.9	28	0
Frank	3	119	39.7	102†	1
Seau	2	58	29.0	42	0
Pope	2	14	7.0	12	0
Plummer	2	7	3.5	6	0
Vanhorse	2	0	0.0	0	0
Hendrickson	1	16	16.0	16	0
Gordon	1	3	3.0	3	0
Davis	1	0	0.0	0	0
Richard	1	-2	-2.0	-2	0
Chargers	22	319	14.5	102†	1
Opponents	14	271	19.4	68	2

Punting	No.	Yds.	Avg.	Net	TB	I-20	Lg.	B
Kidd	57	2431	42.6	35.9	7	16	67	0
Sullivan TM	13	541	41.6	39.1	0	3	50	0
Carney	4	155	38.8	34.8	0	1	46	0
Chargers	74	3127	42.3	36.4	7	20	67	0
Opponents	72	3031	42.1	35.5	3	23	77	0

Punt Returns	Ret.	FC	Yds.	Avg.	Lg.	TD
Gordon	31	15	395	12.7	54	0
Lewis	3	2	17	5.7	7	0
Chargers	34	17	412	12.1	54	0
Opponents	36	21	292	8.1	30	0

Kickoff Returns	Ret.	Yds.	Avg.	Long	TD
Lewis	33	684	20.7	60	0
Bieniemy	7	110	15.7	18	0
Hendrickson	2	25	12.5	13	0
Means	2	22	11.0	14	0
A. Miller	2	42	21.0	29	0
Harmon	1	18	18.0	18	0
Chargers	47	901	19.2	60	0
Opponents	64	1063	16.6	48	0

Field Goals	1-19	20-29	30-39	40-49	50+
Carney	1/1	7/7	14/17	7/12	2/3
Chargers	1/1	7/7	14/17	7/12	2/3
Opponents	0/0	10/10	11/13	1/3	4/7

Carney (26G, 44G, 51G, 32G, 51G, 19G) (30G) (34G, 34G, 27G, 27G, 36G, 27G) (48N) (33G) (46B, 31B) (45G, 36G, 38G) (36G, 37N) (28G, 30B, 26G, 40N) (1) (36G) (56N, 47N, 27G, 34G) (47G, 43G) (38G) (32G, 49N) (48G, 38G, 43G, 45G)

Defensive Tackles (solo-ast-total-pd-ff-fr) Seau 108-21-129-11-1-1, Plummer 78-15-93-2-0-0, Carrington 67-12-79-14-0-1, Richard 69-8-77-5-1-0, Frank 65-8-73-12-0-0, O'Neal 69-7-56-6-2-1, Lee 26-9-45-0-0-1, Vanhorse 36-6-42-2-0-0, Gordon 40-1-41-5-0-1, Pope 32-6-38-4-1-0, Mims 28-4-32-0-2-2, Winter 25-7-32-0-0-1, Hendrickson 23-5-28-0-0-1, Grossman 16-7-23-4-0-1, Williams 14-4-18-0-0-0, Fuller 8-0-8-3-0-0, Davis 4-0-4-1-0-0, Fields 2-1-3-0-0-0, Bush 1-1-2-0-0-0, Crews 1-0-1-0-0-0, White 1-0-1-0-0-0, Castle 0-1-1-0-0-0, Johnson 0-1-1-0-0-0

TD	TD%	Int.	Int.%	Long	Sack/Lost	Rating
12	.037	10	.031	48†	18/142	71.5
6	.025	4	.017	66†	14/98	72.8
0	.000	0	.000	0	0/0	39.6
18	.032	14	.025	66†	32/240	72.0
17	.031	22	.040	71†	32/206	74.8

1992 FINAL STATISTICS

(11-5 Overall) First AFC West - Bobby Ross Home (6-2); Away (5-3); Postseason (1-1)

Date	W/L	Score	Opponent	Att.
09/06	L	10-24	Kansas City	45,024
09/13	L	13-21	at Denver	74,367
09/20	L	6-23	Pittsburgh	46,127
09/27	L	0-27	at Houston	57,491
10/04	W	17-6	Seattle	36,783
10/18	W	34-14	at Indianapolis	48,552
10/25	W	24-21	Denver	53,576
11/01	W	26-0	Indianapolis	40,324
11/08	L	14-16	at Kansas City	72,826
11/15	W	14-13	at Cleveland	58,396
11/22	W	29-14	Tampa Bay	43,197
11/29	W	27-3	L.A. Raiders †	59,894
12/06	W	27-21	at Phoenix	26,880
12/13	W	27-10	Cincinnati	50,579
12/20	W	36-14	at L.A. Raiders	40,152
12/27	W	31-14	at Seattle	49,324

AFC Wild Card Playoffs
01/02 W 17-0 Kansas City 60,681

AFC Divisional Playoffs
01/10 L 0-31 at Miami 71,224

Team Statistics		Chargers	Opponents
TOTAL FIRST DOWNS		302	250
Rushing		118	80
Passing		161	157
Penalty		23	13
Third Down: Made/Att.		87/221	73/200
Third Down Pct.		.394	.365
Fourth Down: Made/Att.		6/13	3/12
Fourth Down Pct.		.462	.250
TOTAL NET YARDS		5,221	4,227
Avg. Per Game		326.3	264.2
Total Plays		1018	907
Avg. Per Play		5.1	4.7
NET YARDS RUSHING		1875	1395
Avg. Per Game		117.2	87.2
Total Rushes		489	365
NET YARDS PASSING		3346	2832
Avg. Per Game		209.1	177.0
Sacked/Yards Lost		33/268	51/256
Gross Yards		3614	3188
Attempts/Completions		496/282	491/271
Completion Pct.		.569	.552
Had Intercepted		21	25
PUNTS/AVERAGE		68/42.6	80/44.6
NET PUNTING AVG.		36.4	38.1
PENALTIES/YARDS		91/813	98/798
FUMBLES/BALL LOST		26/12	18/11
TOUCHDOWNS		36	29
Rushing		18	10
Passing		16	17
Returns		2	2
TIME OF POSSESSION		32:03	27:57

Score by Quarters	Q1	Q2	Q3	Q4	OT	PTS.
Chargers	69	92	12	102	0	335
Opponents	62	46	59	74	0	241

Scoring	TD	RU	PA	RT	PAT	FG	S	PTS.
Carney	0	0	0	0	35/35	26/32	0	113
Miller	8	0	7	1	0/0	0/0	0	48
Bernstine	4	4	0	0	0/0	0/0	0	24
Butts	4	4	0	0	0/0	0/0	0	24
Harmon	4	3	1	0	0/0	0/0	0	24
Humphries	4	4	0	0	0/0	0/0	0	24
Lewis	4	0	4	0	0/0	0/0	0	24
Bieniemy	3	3	0	0	0/0	0/0	0	18
Jefferson	2	0	2	0	0/0	0/0	0	12
Walker	2	0	2	0	0/0	0/0	0	12
Carrington	1	0	0	1	0/0	0/0	0	6
Grossman	0	0	0	0	0/0	0/0	2	4
Mims	0	0	0	0	0/0	0/0	1	2
Chargers	36	18	16	2	35/35	26/32	3	335
Opponents	29	10	17	2	28/29	13/16	0	241

2-Pt. Conversions: Chargers 0-0, Opponents 0-0

Sacks: O'Neal 17.0, Mims 10.0, Grossman 8.0, B. Winter 6.0, Seau 4.5, Thornton 2.0, D. Hall 1.0, Rolling 1.0, White 1.0, Lee 0.5, **Chargers 51.0**, Opponents 33.0

Passing	Att.	Comp.	Yds.	Comp.%	Yds./Att.
Humphries	454	263	3356	.579	7.39
Gagliano	42	19	258	.452	6.14
Chargers	496	282	3614	.569	7.29
Opponents	491	271	3188	.552	6.49

Rushing	No.	Yds.	Avg.	Long	TD
Butts	218	809	3.7	22	4
Bernstine	106	499	4.7	25	4
Bieniemy	74	264	3.6	21	3
Harmon	55	235	4.3	33	3
Humphries	28	79	2.8	25	4
Lewis	2	7	3.5	4	0
Miller	1	-1	-1.0	-1	0
Gagliano	3	-4	-1.3	0	0
Kidd	2	-13	-6.5	0	0
Chargers	489	1875	3.8	33	18
Opponents	365	1395	3.8	52	10

Receiving	No.	Yds.	Avg.	Long	TD
Harmon	79	914	11.6	55	1
Miller	72	1060	14.7	67	7
Lewis	34	580	17.1	62	4
Walker	34	393	11.6	59	2
Jefferson	29	377	13.0	51	2
Brennan TM	3	22	7.3	12	0
Bernstine	12	86	7.2	16	0
Butts	9	73	8.1	22	0
Bieniemy	5	49	9.8	25	0
Young	4	45	11.3	14	0
Claborne	1	15	15.0	15	0
Chargers	282	3614	12.8	67	16
Opponents	271	3188	11.8	83	17

Interceptions	No.	Yds.	Avg.	Long	TD
Carrington	6	152	25.3	69	1
Byrd	4	88	22.0	44	0
Frank	4	37	9.3	33	0
Richard	3	26	8.7	20	0
Seau	2	51	25.5	29	0
Plummer	2	40	20.0	38	0
Blaylock	2	0	0.0	0	0
Vanhorse	1	11	11.0	11	0
Fields	1	0	0.0	0	0
Chargers	25	405	16.2	69	1
Opponents	21	241	11.5	99	1

Punting	No.	Yds.	Avg.	Net	TB	I-20	Lg.	B
Kidd	68	2899	42.6	36.4	9	22	65	0
Chargers	68	2899	42.6	36.4	9	22	65	0
Opponents	80	3565	44.6	38.1	8	18	62	0

Punt Returns	Ret.	Yds.	Avg.	Long	TD
Bieniemy	30	3	229	7.6	21
Lewis	13	5	127	9.8	25
Brennan TM	1	1	3	3.0	3
Chargers	44	12	359	8.2	25
Opponents	24	19	244	10.0	46

Kickoff Returns	Ret.	Yds.	Avg.	Long	TD
Lewis	19	402	21.2	62	0
Bieniemy	15	257	17.1	30	0
Harmon	7	96	13.7	30	0
Hendrickson	2	14	7.0	8	0
Brennan TM	1	10	10.0	10	0
Miller	1	33	33.0	33	0
Chargers	45	812	18.0	62	0
Opponents	54	962	17.8	52	0

Field Goals	1-19	20-29	30-39	40-49	50+
Carney	0/0	13/14	5/7	7/8	1/3
Chargers	0/0	13/14	5/7	7/8	1/3
Opponents	0/0	4/5	4/5	5/6	0/0

Defensive Tackles (solo-ast-total-pd-ff-rf): Seau 79-23-102-10-1-1, Richard 59-20-79-3-0-1, O'Neal 68-10-78-4-0-1, Mims 41-12-53-4-1-1, Plummer 41-12-53-2-1-1, Vanhorse 43-7-50-11-0-0, Byrd 45-4-49-20-1-2, Rolling 42-7-49-1-2-1, Carrington 42-5-47-8-2-0, Grossman 41-5-46-1-0-0, Winter 32-9-41-2-0-0, Blaylock 33-4-37-6-0-0, Thornton 21-8-29-0-0-1, Frank 26-3-29-8-0-0, Hall 22-4-26-5-2-0, Fields 19-6-25-3-0-0, Hendrickson 7-4-11-0-0-0, Lee 5-2-7-0-1-1, Murphy 1-2-0-0-0, Savage 1-0-1-0-0-0, White 1-0-1-0-0-0

Special Teams Tackles (solo-ast-total): Hendrickson 10-2-12, Marve 7-2-9, Frank 7-1-8, May 5-3-8, Richard 7-0-7, Carrington 6-0-6, Plummer 3-2-5, Vanhorse 3-2-5, Hall 3-1-4, Murphy 3-1-4, Jefferson 3-0-3, Pope 2-1-3, Brennan 2-0-2, Fields 2-0-2, Anno 2-0-2, Bieniemy 1-0-1, Carney 1-0-1, Harmon 1-0-1, Kidd 1-0-1

TD	TD%	Int.	Int.%	Long	Sack/Lost	Rating
16	.035	18	.040	67	28/218	76.4
0	.000	3	.071	55	5/50	35.6
16	.032	21	.042	67	33/268	72.9
17	.035	25	.051	83	51/356	65.5





1991 FINAL STATISTICS

YEAR-BY-YEAR STATS

(4-12 Overall) Fifth AFC West - Dan Henning Home (3-5); Away (1-7)

Date	W/L	Score	Opponent	Att.
09/01	L	20-26	at Pittsburgh	55,848
09/08	L	14-34	at San Francisco	60,753
09/15	L	10-13	Atlanta	44,804
09/22	L	19-27	at Denver	73,258
09/29	L	13-14	Kansas City	44,907
10/06	W	21-13	at L.A. Raiders	42,787
10/13	L	24-30	at L.A. Rams	47,433
10/20	L	24-30 OT	Cleveland	48,440
10/27	L	9-20	at Seattle	58,025
11/10	W	17-14	Seattle	43,597
11/17	W	24-21	New Orleans	48,420
11/24	L	3-24	at New York Jets	59,025
12/01	L	7-9	L.A. Raiders 1	56,780
12/08	L	17-20 OT	at Kansas City	73,330
12/15	W	38-30	Miami	47,731
12/22	L	14-17	Denver	51,449

Team Statistics

	Chargers	Opponents
TOTAL FIRST DOWNS	285	292
Rushing	114	94
Passing	155	181
Penalty	16	17
Third Down: Made/Att.	76/217	68/189
Third Down Pct.	35.0	36.0
Fourth Down: Made/Att.	13/25	6/8
Fourth Down Pct.	52.0	75.0
TOTAL NET YARDS	4995	5111
Avg. Per Game	312.2	319.4
Total Plays	1010	961
Avg. Per Play	4.9	5.3
NET YARDS RUSHING	2248	1666
Avg. Per Game	140.5	104.1
Total Rushes	464	430
NET YARDS PASSING	2747	3445
Avg. Per Game	171.7	215.3
Sacked/Yards Lost	35/236	28/183
Gross Yards	2983	3628
Attempts/Completions	511/272	503/300
Completion Pct.	53.2	59.6
Had Intercepted	1	19
PUNTS/AVERAGE	77/39.8	76/40.3
NET PUNTING AVG.	34.8	35.2
PENALTIES/YARDS	96/799	87/718
FUMBLES/BALL LOST	24/12	22/9
TOUCHDOWNS	31	39
Rushing	16	15
Passing	13	22
Returns	2	2
TIME OF POSSESSION	30:02	29:59

Score by Quarters

Chargers	Q1	Q2	Q3	Q4	OT	P.TS.
Chargers	41	95	37	101	0	274
Opponents	63	97	73	100	9	342

Scoring

	TD	RU	PA	RT	PAT	FG	S	P.TS.
Carney	0	0	0	0	31/31	19/29	0	88
Bernstine	8	8	0	0	0/0	0/0	0	48
Butts	7	6	1	0	0/0	0/0	0	42
Lewis	4	0	3	1	0/0	0/0	0	24
McEwen	3	0	3	0	0/0	0/0	0	18
Miller	3	0	3	0	0/0	0/0	0	18
Harmon	2	1	1	0	0/0	0/0	0	12
Hendrickson	2	1	1	0	0/0	0/0	0	12
Frank	1	0	1	0	0/0	0/0	0	6
Jefferson	1	0	1	0	0/0	0/0	0	6
Chargers	31	16	13	2	31/31	19/29	0	274
Opponents	39	15	22	2	37/38	23/29	1	342

2-Pt. Conversions: Chargers 0-0, Opponents 0-0

Sacks: O'Neal 9.0, Seau 7.0, Grossman 5.5, Benson 1.0, Elder 1.0, Phillips 1.0, Plummer 1.0, Rolling 1.0, Shelton 1.0, Hinkle 0.5, **Chargers 28.0**, Opponents 35.0

Special Teams Tackles (solo-ast-total) Carrington 16-1-19, Clark 12-1-15, Hendrickson 9-3-12, Frank 9-0-9, Elder 8-1-9, Butts 6-0-6, Thaxton 5-1-6, Harmon 4-1-5, Bayless 3-0-3, Kirk 3-0-3, Plummer 2-0-2, Biemiemy 1-0-1, Mack 1-0-1, Rodenhauer 1-0-1, Fields 0-1-1

Rushing	No.	Yds.	Avg.	Long	TD
Butts	193	834	4.3	44	6
Bernstine	159	766	4.8	63t	8
Harmon	89	544	6.1	33	1
Jefferson	1	27	27.0	27	0
Gagliano	3	19	6.3	16	0
Friesz	10	18	1.8	11	0
Biemiemy	3	17	5.7	15	0
Lewis	3	10	3.3	9	0
Samuels	2	10	5.0	6	0
Hendrickson	1	3	3.0	3t	1
Chargers	464	2248	4.8	63t	16
Opponents	430	1666	3.9	63t	15

Receiving	No.	Yds.	Avg.	Long	TD
Harmon	59	555	9.4	36	1
Miller	44	649	14.8	58	3
Lewis	42	554	13.2	49t	3
McEwen	37	399	10.8	30	3
Taylor	24	218	9.1	27	0
Walker	20	134	6.7	14	0
Jefferson	12	125	10.4	29	1
Bernstine	11	124	11.3	25	0
Butts	10	91	9.1	46	1
Cox TM	5	53	10.6	19	0
Hendrickson	4	36	9.0	20	1
Samuels	2	33	16.5	29	0
Young	2	12	6.0	6	0
Chargers	272	2983	11.0	58	13
Opponents	300	3628	12.1	89t	22

Interceptions	No.	Yds.	Avg.	Long	TD
Byrd	6	48	8.0	22	0
Carrington	3	30	10.0	19	0
Rolling	2	54	27.0	47	0
Richard	2	5	2.5	3	0
Smith	2	0	0.0	0	0
Frank	1	71	71.0	71t	1
Shelton	1	19	19.0	19	0
Bayless	1	0	0.0	0	0
Elder	1	0	0.0	0	0
Chargers	19	227	11.9	71t	1
Opponents	16	183	11.4	49	1

Punting	No.	Yds.	Avg.	Net	TB	I-20	Lg.	B
Kidd	76	3064	40.3	34.8	6	22	60	1
Chargers	77	3064	39.8	34.8	6	22	60	1
Opponents	76	3064	40.3	35.2	3	18	60	0

Punt Returns	Ret.	FC	Yds.	Avg.	Lg.	TD
Taylor	28	18	269	9.6	48	0
Lewis	5	5	59	11.8	26	0
Byrd	0	2	0	0.0	0	0
Chargers	33	25	328	9.9	48	0
Opponents	32	25	267	8.3	32	0

Kickoff Returns	Ret.	Yds.	Avg.	Long	TD
Elder	27	535	19.8	42	0
Lewis	23	578	25.1	95t	1
Harmon	2	25	12.5	14	0
Benson	1	2	2.0	2	0
Bernstine	1	7	7.0	7	0
Butts	1	0	0.0	0	0
Carrington	0	24	-	24	0
Chargers	55	1171	21.3	95t	1
Opponents	52	1034	19.9	76	0

Field Goals	1-19	20-29	30-39	40-49	50+
Carney	1/1	6/6	6/8	4/10	2/4
Chargers	1/1	6/6	6/8	4/10	2/4
Opponents	2/2	6/6	11/13	1/4	3/4

Carney (36N, 48G, 35G) () (53N, 47N, 39G, 47N) (41G, 43G, 34G, 36G) (36N, 26G, 37G) () (27G) (27G, 48N) (29G, 24G, 56N, 36G) (54G) (19G) (53G, 46N) (44B) (47N, 27G) (35G) ()

Defensive Tackles (solo-ast-total-pd-ff-fr) Seau 111-18-129-2-0-0, Plummer 88-23-111-0-1-1, O'Neal 63-5-68-1-2-0, Rolling 52-11-63-5-0-1, Richard 50-9-59-3-1-0, Grossman 47-10-57-0-1-1, Bayless 46-11-57-6-2-1, Seale 47-5-52-8-1-0, Frank 40-1-41-6-0-0, Byrd 33-6-39-16-1-0, Phillips 32-4-36-2-2-1, Hinkle 28-4-32-0-2-1, Shelton 23-3-26-1-0-0, Smith 17-6-23-3-2-1, Elder 20-2-22-3-0-0, Thornton 16-2-18-1-0-0, Carrington 17-0-17-7-0-0, Thaxton 4-0-4-0-0-0, Benson 3-1-4-0-0-0, Mack 3-1-4-1-0-0, McClendon 1-0-1-0-0-0

Passing	Att.	Comp.	Yds.	Comp.%	Yds./Att.	TD	TD%	Int.	Int.%	Long	Sack/Lost	Rating
Friesz	487	262	2896	53.8	5.95	12	0.25	15	0.31	58	32/214	67.1
Gagliano	23	9	76	39.1	3.30	0	0.00	1	0.43	17	3/22	30.3
Bernstine	1	1	11	100.0	11.00	1	100.0	0	0.00	11t	0/0	152.1
Chargers	511	272	2983	53.2	5.84	13	0.25	16	0.31	58	35/236	66.2
Opponents	503	300	3628	59.6	7.21	22	0.44	19	0.38	89t	28/183	80.7



1989 FINAL STATISTICS

YEAR-BY-YEAR STATS

(6-10 Overall) Fifth AFC West - Dan Henning Home (4-4); Away (2-6)

Date	W/L	Score	Opponent	Att.
09/10	L	14-40	at L.A. Raiders	40,237
09/17	L	27-34	Houston	42,013
09/24	W	21-6	Kansas City	40,128
10/01	W	24-13	at Phoenix	44,201
10/08	L	10-16	at Denver	75,222
10/15	L	16-17	Seattle	50,079
10/22	L	13-20	New York Giants	48,566
10/29	L	7-10	at Seattle	59,691
11/05	W	20-17	Philadelphia	47,019
11/12	W	14-12	L.A. Raiders †	59,151
11/19	L	17-20	at Pittsburgh	44,203
11/26	L	6-10	at Indianapolis	58,822
12/03	L	17-20	New York Jets	38,954
12/10	L	21-26	at Washington	47,693
12/17	W	20-13	at Kansas City	40,623
12/24	W	19-16	Denver	50,524

Team Statistics	Chargers	Opponents
TOTAL FIRST DOWNS	267	295
Rushing	95	102
Passing	149	172
Penalty	23	21
Third Down: Made/Att.	81/223	81/227
Third Down Pct.	36.3	35.7
Fourth Down: Made/Att.	6/18	8/13
Fourth Down Pct.	33.3	61.5
TOTAL NET YARDS	4910	4764
Avg. Per Game	306.9	297.8
Total Yards	986	1040
Avg. Per Play	5.0	4.6
NET YARDS RUSHING	1873	1813
Avg. Per Game	117.1	113.3
Total Rushes	432	479
NET YARDS PASSING	3037	2951
Avg. Per Game	189.8	184.4
Sacked/Yards Lost	39/254	48/360
Gross Yards	3291	3311
Attempts/Completions	515/270	513/283
Completion Pct.	52.4	55.2
Had Intercepted	19	25
PUNTS/AVERAGE	84/39.5	79/38.6
NET PUNTING AVG.	32.4	32.9
PENALTIES/YARDS	122/906	93/741
FUMBLES/BALL LOST	24/17	21/13
TOUCHDOWNS	31	29
Rushing	13	13
Passing	15	15
Returns	3	1
TIME OF POSSESSION	28:55	31:05

Score by Quarters	Q1	Q2	Q3	Q4	OT	PTS.
Chargers	52	43	67	104	0	266
Opponents	42	92	67	89	0	290

Scoring	TD	RU	PA	RT	PAT	FG	S	PTS.
Bahr	0	0	0	0	29/30	17/25	0	80
A. Miller	11	0	10	1	0/0	0/0	0	66
Butts	9	9	0	0	0/0	0/0	0	54
Spencer	3	3	0	0	0/0	0/0	0	18
Bernstine	2	1	1	0	0/0	0/0	0	12
Cox	2	0	2	0	0/0	0/0	0	6
Glenn	1	0	0	1	0/0	0/0	0	6
Parker	1	0	1	0	0/0	0/0	0	6
B. Smith	1	0	0	1	0/0	0/0	0	6
Walker	1	0	1	0	0/0	0/0	0	6
Chargers	31	13	15	3	29/30	17/25	0	266
Opponents	29	13	15	1	27/29	29/41	1	290

2-Pt. Conversions: Chargers 0-0, Opponents 0-0

Sacks: Williams 14.0, O'Neal 12.5, Grossman 10.0, Hinkle 2.5, L. Miller 2.5, B. Smith 2.5, Bayless 1.0, Glenn 1.0, Lyles 1.0, Phillips 1.0, **Chargers 48.0**, Opponents 39.0

Defensive Tackles (solo-ast-total-pd-fr-ff-r): Plummer 111-35-146-1-0-1, O'Neal 78-18-96-2-2-2, Smith 59-16-75-4-1-2, Williams 62-6-68-5-1-0, Glenn 55-13-68-9-0-1, Figaro 54-10-64-1-0-1, Byrd 55-8-63-10-2-0, Grossman 47-16-63-1-0-0, Bayless 49-12-61-3-0-1, Seale 49-3-52-12-0-0, Phillips 29-8-37-0-0-0, Lyles 25-8-33-0-1-1, Patterson 26-3-29-4-0-0, Collins 20-6-26-1-0-0, Bennett 21-1-22-1-0-0, Miller 15-3-18-0-0-1, Hinkle 13-3-16-0-0-0

Special Teams Tackles (solo-ast-total): Woodard 12-2-14, Patterson 11-0-11, Figaro 9-1-10, Brandon 8-1-9, Bennett 6-0-6, Plummer 6-0-6, Butts 5-0-5, Lyles 5-0-5, Bayless 4-0-4, Hinkle 3-0-3, Spencer 3-0-3, Illesic 2-1-3, Parker 2-0-2, Bahr 1-0-1, Campbell 1-0-1, Holland 1-0-1, Smith 1-0-1

Passing	Att.	Comp.	Yds.	Comp.%	Yds./Att.
McMahon	318	176	2132	.553	6.70
Tolliver	185	89	1097	.481	5.93
Archer	12	5	62	.417	5.17
Chargers	515	270	3291	.524	6.39
Opponents	513	283	3311	.552	6.45

Rushing	No.	Yds.	Avg.	Long	TD
Butts	170	683	4.0	50t	9
Spencer	134	521	3.9	15	3
Nelson TM	36	197	5.5	28	0
McMahon	29	141	4.9	15	0
Bernstine	15	137	9.1	32t	1
Brinson	17	64	3.8	9	0
Holland	6	46	7.7	24	0
A. Miller	4	21	5.3	24	0
Early	1	19	19.0	19	0
Floyd	8	15	1.9	5	0
Archer	2	14	7.0	14	0
Walker	1	9	9.0	9	0
Plummer	1	6	6.0	6	0
Caravello	1	0	0.0	0	0
Tolliver	7	10	0.0	3	0

Chargers	432	1873	4.3	50t	13
Opponents	479	1813	3.8	59	13

Receiving	No.	Yds.	Avg.	Long	TD
A. Miller	75	1252	16.7	69t	10
Nelson TM	31	328	10.6	49	0
Holland	26	336	12.9	37	0
Walker	24	395	16.5	49	1
Cox	22	200	9.1	24	2
Bernstine	21	222	10.6	36	1
Spencer	18	112	6.2	23	0
Brinson	12	71	5.9	11	0
Early	11	126	11.5	21	0
Caravello	10	95	9.5	37	0
McEwen	7	99	14.1	29	0
Butts	7	21	3.0	8	0
Allen TM	2	19	9.5	11	0
Parker	2	5	2.5	4	1
Floyd	1	6	6.0	6	0
McMahon	1	4	4.0	4	0

Chargers	270	3291	12.2	69t	15
Opponents	283	3311	11.7	59t	15

Interceptions	No.	Yds.	Avg.	Long	TD
Byrd	7	38	5.4	22	0
Glenn	4	52	13.0	31	0
Seale	4	47	11.8	25	0
Bennett	3	4	1.3	4	0
Patterson	2	44	22.0	34	0
Lyles	2	28	14.0	28	0
B. Smith	1	9	9.0	9	0
Figaro	1	2	2.0	2	0
Bayless	1	0	0.0	0	0

Chargers	25	224	9.0	34	0
Opponents	19	179	9.4	40	0

Punting	No.	Yds.	Avg.	Net	TB	I-20	Lg.	B
Illesic	76	3049	40.1	32.9	7	11	64	0
Colbart	8	266	33.3	27.9	0	0	46	0

Chargers	84	3315	39.5	32.4	7	11	64	0
Opponents	79	3050	38.6	32.9	9	21	63	1

Punt Returns	Ret.	FC	Yds.	Avg.	Lg.	TD
McConkey TM	14	15	111	7.9	20	0
Brinson	11	0	112	10.2	52	0
Walker	6	4	31	5.2	13	0
Usher TM	3	0	15	5.0	11	0
Allen TM	2	0	3	1.5	3	0
Figaro	1	0	0	0.0	0	0
Lyles	1	0	0	0.0	0	0
Byrd	0	1	0	—	—	0

Chargers	38	20	272	7.2	52	0
Opponents	43	10	451	10.5	38	0

Kickoff Returns	Ret.	Yds.	Avg.	Long	TD
Holland	29	510	17.6	34	0
A. Miller	21	533	25.4	91t	1
Usher TM	10	159	15.9	26	0
Floyd	3	12	4.0	12	0
Figaro	1	21	21.0	21	0

Chargers	64	1235	19.3	91t	1
Opponents	57	1249	21.9	84t	1

Field Goals	1-10	20-29	30-39	40-49	50+
Bahr	0/0	6/6	6/9	4/6	1/4
Chargers	0/0	6/6	6/9	4/6	1/4
Opponents	1/1	11/12	12/13	4/11	1/4

Bahr (1) (1) (1) (37G) (39G) (29G, 51G) (26G, 30G, 52G) (1) (23G, 32G, 49G) (1) (27G, 36G) (33G, 44N, 38G) (39G, 37N) (1) (43G, 42N, 20G) (22G, 41G, 53G, 52N, 45G)

1988 FINAL STATISTICS

YEAR-BY-YEAR STATS

(6-10 Overall) Fourth AFC West - Al Saunders Home (3-5); Away (3-5)

Date	W/L	Score	Opponent	Att.
09/04	L	13-24	at L.A. Raiders	39,029
09/11	L	3-34	at Denver	75,359
09/18	W	17-6	Seattle	44,449
09/25	W	24-23	at Kansas City	45,498
10/02	L	0-12	Denver	55,763
10/09	L	17-23	New Orleans	42,693
10/16	L	28-31	at Miami	58,972
10/23	L	0-16	Indianapolis	37,772
10/30	L	14-17	at Seattle	59,641
11/06	L	3-13	L.A. Raiders †	55,134
11/13	W	10-7	at Atlanta	26,329
11/20	W	38-24	at L.A. Rams	45,462
11/27	L	10-48	San Francisco	51,484
12/04	L	10-27	at Cincinnati	56,866
12/11	W	20-14	Pittsburgh	33,816
12/18	W	24-13	Kansas City	26,339

Team Statistics

	Chargers	Opponents
TOTAL FIRST DOWNS	255	335
Rushing	115	135
Passing	116	173
Penalty	24	27
Third Down: Made/Att.	70/204	97/221
Third Down Pct.	.343	.439
Fourth Down: Made/Att.	7/19	6/11
Fourth Down Pct.	.368	.545
TOTAL NET YARDS	4429	5418
Avg. Per Game	276.8	338.6
Total Plays	937	1072
Avg. Per Play	4.7	5.1
NET YARDS RUSHING	2041	2133
Avg. Per Game	127.6	133.3
Total Rushes	438	521
NET YARDS PASSING	2388	3285
Avg. Per Game	149.3	205.3
Sacked/Yards Lost	31/240	34/240
Gross Yards	2628	3525
Attempts/Completions	468/241	517/274
Completion Pct.	51.5	53.0
Had Intercepted	20	16
PUNTS/AVERAGE	86/43.5	71/39.3
NET PUNTING YARDS	36.5	32.9
PENALTIES/AVG	118/1039	74/619
FUMBLES/BALL LOST	26/12	25/10
TOUCHDOWNS	27	38
Rushing	11	15
Passing	11	22
Returns	5	1
TIME OF POSSESSION	28:22	31:38

Score by Quarters

Chargers	Q1	Q2	Q3	Q4	OT	PTS.
Opponents	72	57	37	65	0	231
	69	105	57	101	0	332

Scoring

	TD	RU	PA	RT	PAT	FG	S	PTS.
Abbott	0	0	0	0	15/15	8/12	0	39
DeLine	0	0	0	0	12/12	6/8	0	30
Early	4	4	0	0	0/0	0/0	0	24
Malone	4	4	0	0	0/0	0/0	0	24
A. Miller	4	0	3	1	0/0	0/0	0	24
Anderson	3	3	0	0	0/0	0/0	0	18
Redden	3	3	0	0	0/0	0/0	0	18
Flutie	2	2	0	0	0/0	0/0	0	12
Holland	2	0	1	1	0/0	0/0	0	12
Adams	1	1	0	0	0/0	0/0	0	6
Bennett	1	0	0	1	0/0	0/0	0	6
Browner	1	0	0	1	0/0	0/0	0	6
James	1	0	1	0	0/0	0/0	0	6
Seale	1	0	0	1	0/0	0/0	0	6
Chargers	27	11	11	5	27/27	14/20	0	231
Opponents	38	15	22	1	36/37	22/36	1	332

2-Pt. Conversions: Chargers 0-0, Opponents 0-0

Sacks: Williams 11.0, O'Neal 4.0, Campbell 3.0, Hinkle 3.0, Keys 3.0, Browner 2.5, Phillips 2.0, Bayless 1.0, Glenn 1.0, P. Miller 1.0, Patterson 1.0, Smith 1.0, Wilson 0.5. **Chargers 34.0**, Opponents 31.0

	No.	Yds.	Avg.	Long	TD
Rushing					
Anderson	225	1119	4.9	36	3
Spencer	44	215	4.9	24	0
Malone	37	169	4.6	36t	4
Adams	38	149	3.9	14	1
Laufenberg	31	120	3.9	23	0
James	23	105	4.6	23	0
Early	7	63	9.0	37	0
A. Miller	7	45	6.4	20	0
Redden	19	30	1.6	5t	3
Holland	3	19	6.3	10	0
Bernstine	2	7	3.5	5	0
Vlasic	2	0	0.0	0	0
Chargers	438	2041	4.7	37	141
Opponents	521	2133	4.1	37t	15

	No.	Yds.	Avg.	Long	TD
Receiving					
Holland	39	536	13.7	45	1
A. Miller	36	526	14.6	49	3
James	36	279	7.8	31	1
Anderson	32	182	5.7	20	0
Early	29	375	12.9	38t	4
Bernstine	29	340	11.7	59	0
Flutie	18	208	11.6	28	2
Cox	18	144	8.0	20	0
Jones TM	1	11	11.0	11	0
Spencer	1	14	14.0	14	0
Redden	1	11	11.0	11	0
Sievers TM	1	2	2.0	2	0
Chargers	241	2628	10.9	59	11
Opponents	274	3525	12.9	96t	22

	No.	Yds.	Avg.	Long	TD
Interceptions					
Byrd	7	82	11.7	42	0
Browner	2	65	32.5	55t	1
Coleman	2	0	0.0	0	0
Bennett	1	21	21.0	21	0
Smith	1	9	9.0	9	0
Faucette	1	2	2.0	2	0
Glenn	1	0	0.0	0	0
Patterson	1	0	0.0	0	0
Chargers	16	179	11.2	55t	1
Opponents	20	307	15.4	44	0

	No.	Yds.	Avg.	Net	TB	I-20	Lg.	B
Punting								
Mojisejenko	85	3745	44.1	34.5	11	22	62	1
Chargers	86	3745	43.5	34.5	11	22	62	1
Opponents	71	2792	39.3	32.9	7	16	65	1

	Ret.	FC	Yds.	Avg.	Lg.	TD
Punt Returns						
James	28	11	278	9.9	24	0
Flutie	7	5	36	5.1	10	0
Chargers	35	16	314	9.0	24	0
Opponents	56	5	558	10.0	36	0

	Ret.	Yds.	Avg.	Long	TD
Kickoff Returns					
Holland	31	810	26.1	94t	1
A. Miller	25	648	25.9	93t	1
Adams	1	13	13.0	13	0
Flutie	1	10	10.0	10	0
Jones TM	1	13	13.0	13	0
Spencer	1	16	16.0	16	0
Chargers	60	1510	25.2	94t	2
Opponents	47	1055	22.4	97t	1

	1-19	20-29	30-39	40-49	50+
Field Goals					
Abbott	0/0	3/3	2/4	3/5	0/0
DeLine	0/0	3/3	1/1	2/4	0/0
Chargers	0/0	6/6	3/5	5/9	0/0
Opponents	0/0	8/9	7/10	5/14	2/3
Abbott (23G, 33G) (20G) (48G, 30N) (47G) (34B) (35G) (11) (49N) (40G) (23G, 43N) (1) (1) (1) (1)					
DeLine (1) (1) (1) (1) (1) (1) (1) (1) (1) (1) (38G) (23G) (26G, 41N) (24G, 42G) (45G, 45N)					

Defensive Tackles (solo-ast-total-pd-ff-fr): Plummer 97-21-118-4-1-0, Glenn 73-17-90-8-1-2, Byrd 55-17-72-15-1-0, Williams 61-10-71-10-2-1, Faucette 43-19-62-3-0-1, Browner 47-12-59-5-0-1, Smith 39-11-50-1-1-0, Patterson 41-3-44-9-1-1, Phillips 23-8-41-1-0-0, Charles 34-6-40-0-1-1, Bennett 35-2-37-9-0-0, Seale 31-5-36-7-1-2, Figaro 24-11-35-1-0-0, Coleman 24-8-32-2-1-1, Bayless 28-3-31-1-1-0, O'Neal 22-6-28-2-1-0, Keys 22-4-26-1-0-1, Miller 19-2-21-3-0-0, Wilson 11-6-17-1-0-0, Campbell 14-1-15-0-0-0, Hinkle 10-0-10-0-0-0, Jackson 6-4-10-0-0-0, Miller 6-2-8-0-0-0, Brandon 4-2-6-1-0-1, Kirk 1-0-1-0-0-1

	Passing	Att.	Comp.	Yds.	Comp.%	Yds./Att.	TD	TD%	Int.	Int.%	Long	Sack/Lost	Rating
Malone	272	147	1580	.540	5.81	6	.022	13	.048	59	9/45	58.8	
Laufenberg	144	69	778	.479	5.40	4	.028	5	.035	47t	18/155	59.3	
Vlasic	52	25	270	.481	5.19	1	.019	2	.038	57	3/32	54.2	
James	0	0	0	—	0	0	—	0	—	0	1/8	—	
Chargers	468	241	2628	.515	5.62	11	.024	20	.043	59	31/240	58.4	
Opponents	517	274	3525	.530	6.82	22	.043	16	.031	96t	34/240	75.9	



1987 FINAL STATISTICS

YEAR-BY-YEAR STATS

(8-7 Overall) Third AFC West - Al Saunders
Home (4-3); Away (4-4)

Date	W/L	Score	Opponent	Att.
09/13	L	13-20	at Kansas City	56,940
09/20	W	28-24	St. Louis	47,988
10/04	W	10-9	at Cincinnati	26,209
10/11	W	17-13	at Tampa Bay	23,873
10/18	W	23-17	at L.A. Raiders	23,541
10/25	W	42-21	Kansas City	47,972
11/01	W	27-24 OT	Cleveland	55,381
11/08	W	16-13	at Indianapolis	60,459
11/15	W	16-14	L.A. Raiders †	60,639
11/22	L	3-34	at Seattle	62,444
11/29	L	17-31	Denver †	61,880
12/06	L	18-33	at Houston	31,714
12/13	L	16-20	Pittsburgh	51,605
12/20	L	7-20	Indianapolis	46,211
12/27	L	0-24	at Denver	21,189

Team Statistics		Chargers	Opponents
TOTAL FIRST DOWNS			
Rushing		68	120
Passing		175	136
Penalty		21	24
Third Down: Made/Att.		58/193	75/215
Third Down Pct.		.301	.349
Fourth Down: Made/Att.		5/15	6/10
Fourth Down Pct.		.333	.600
TOTAL NET YARDS			
Avg. Per Game		305.9	330.2
Total Plays		951	1008
Avg. Per Play		4.8	4.9
NET YARDS RUSHING			
Avg. Per Game		130.8	217.1
Total Rushes		396	522
NET YARDS PASSING			
Avg. Per Game		218.7	185.5
Sacked/Yards Lost		39/322	45/298
Gross Yards		3602	3080
Attempts/Completions		516/303	441/227
Completion Pct.		.587	.515
Had Intercepted		23	13
PUNTS/AVERAGE		84/40.0	89/41.5
NET PUNTING AVG.		33.8	33.6
PENALTIES/YARDS		98/74.3	107/86.9
FUMBLES/BALL LOST		38/20	26/15
TOUCHDOWNS			
Rushing		29	37
Passing		11	14
Returns		5	4
TIME OF POSSESSION			
		28:08	31:52

Score by Quarters		Q1	Q2	Q3	Q4	OT	PTS.
Chargers		79	55	25	91	3	253
Opponents		68	104	68	77	0	317

Scoring	TD	RU	PA	PAT	FG	S	PTS.	
								O
Abbott	0	0	0	0	22/23	13/22	0	61
James	6	2	3	1	0/0	0/0	0	36
G. Anderson	5	3	2	0	0/0	0/0	0	30
Winslow	8	3	0	0	0/0	0/0	0	18
Gaffney	0	0	0	0	4/5	3/6	0	12
Chandler	2	0	2	0	0/0	0/0	0	13
Fouts	2	2	0	0	0/0	0/0	0	12
Neuheisel	1	1	0	0	0/0	0/0	0	7
Adams	1	1	0	0	0/0	0/0	0	6
Bernstine	1	0	1	0	0/0	0/0	0	6
Brandon	1	0	0	1	0/0	0/0	0	6
Glenn	1	0	0	1	0/0	0/0	0	6
Middleton	1	1	0	0	0/0	0/0	0	6
L. Miller	1	0	0	0	0/0	0/0	0	6
Moffett	1	0	1	0	0/0	0/0	0	6
Patterson TM	1	0	0	1	0/0	0/0	0	6
Sartin	1	1	0	0	0/0	0/0	0	6
A. Williams	1	0	1	0	0/0	0/0	0	6
L. Williams	0	0	0	0	0/0	0/0	0	2
Chargers	29	11	13	5	26/28	16/28	2	253
Opponents	37	14	19	4	36/37	19/29	1	317

2-P. Conversions: Chargers 0-0, Opponents 0-0

Sacks: L. Williams 8.0, Phillips 5.0, B. Winter 4.0, Ehin 3.5, Banks 3.0, L. Miller 3.0, Smith 3.0, Bayless 2.5, Uhrein 2.5, K. Simmons 1.5, Benson 1.0, Charles 1.0, Hunter 1.0, Jackson 1.0, Kirk 1.0, T. Simmons 1.0, Snipes TM 1.0, K. Wilson 1.0, Anderson 0.5, Glenn 0.5, Chargers 45.0, Opponents 39.0

Defensive Tackles (solo-ast-total-pd-ff-fr) Plummer 76-12-88-2-3-2, Banks 61-10-71-5-2-2, Glenn 57-9-66-6-1-1, Bayless 44-22-66-1-1-1, Plummer 48-14-62-1-1-0, Patterson 55-3-58-13-0-1, Byrd 49-8-57-9-0-1, Phillips 43-10-53-2-0-0, Ehin 36-8-44-3-0-0-1, Charles 35-9-44-1-1-0, Williams 31-8-39-5-2-0, Jackson 33-5-38-0-1-1, Benson 31-7-38-0-1-1, Miller 21-0-21-1-1-2, Walters 14-6-20-1-0-0, Hunter 15-4-19-0-0-0, Kirk 11-4-15-0-0-0, Holahan 11-0-11-1-0-0, Ware 10-1-11-0-0-0, Taylor 8-3-11-1-0-0, Uhrein 6-4-10-0-0-0, Bernstine 6-3-9-0-0-0, Wilson 6-2-8-0-0-0, Sievers 7-0-7-0-0-0,

Passing	Att.	Comp.	Yds.	Comp.%	Yds./Att.	TD	TD%	Int.	Int.%	Long	Sack/Lost	Rating
Fouts	364	206	2517	56.6	6.91	10	0.27	15	0.41	46	24/176	70.0
Neuheisel	59	40	367	67.8	6.22	1	0.17	1	0.17	32	10/89	83.1
Herrmann	57	37	405	64.9	7.11	1	0.18	5	0.88	34	3/37	55.1
Kelly	29	17	305	58.6	10.52	1	0.34	0	0.00	67	1/7	106.3
Vlasic	6	3	8	50.0	1.33	0	0.00	1	16.7	7	1/13	65.9
Smith	1	0	0	0.0	0.00	0	0.00	0	0.00	0	0/0	0.0
Chargers	516	303	3602	58.7	6.98	13	0.25	23	0.45	67	39/322	69.7
Opponents	441	227	3080	51.5	6.98	19	0.43	13	0.29	63t	45/298	76.2

Rushing	No.	Yds.	Avg.	TD
Adams	90	343	3.8	24
G. Anderson	80	260	3.3	25
T. Spencer	73	228	3.1	16
James	27	102	3.8	15t
Jenkins	22	88	4.0	2
Middleton	18	74	2.6	9
Sartin	19	52	2.7	10
Neuheisel	6	41	6.8	18
Redden	11	36	3.3	7
T. Spencer	14	24	1.7	5
Holland	1	17	17.0	17
Kelley	4	17	4.3	10
A. Williams	1	11	11.0	11
Bernstine	1	9	9.0	9
Steeles	1	3	3.0	3
Zachary	1	3	3.0	3
Moffett	1	1	1.0	1
Fouts	12	0	0.0	2
Herrmann	4	-1	-0.2	0
Chargers	396	1308	3.3	25
Opponents	522	2171	4.2	53

Receiving	No.	Yds.	Avg.	Long	TD
Winslow	47	519	9.8	30	3
G. Anderson	47	503	10.7	38	2
James	41	593	14.5	46	3
Chandler	39	617	15.8	27	2
Holahan	20	239	12.0	18	0
T. Spencer	17	123	7.2	18	0
A. Williams	12	247	20.6	57	1
Bernstine	10	76	7.6	15	1
Middleton	8	43	5.4	17	0
Jenkins	8	40	5.0	7	0
Holt	7	56	8.0	17	0
Redden	7	46	6.6	13	0
Holland	6	138	23.0	45	0
Rome	6	49	8.2	13	0
Sartin	6	19	3.2	8	0
Moffett	5	80	16.0	25	1
Adams	4	38	9.5	21	0
Muhammad	2	87	43.5	67	0
T. Spencer	2	47	23.5	45	0
Ware	2	38	19.0	23	0
Steeles	1	4	4.0	4	0
Chargers	303	3602	11.9	67	13
Opponents	227	3080	13.6	63t	19

Interceptions	No.	Yds.	Avg.	Long	TD
Smith	5	28	5.6	12	0
Glenn	4	166	41.5	103t	1
Patterson TM	1	75	75.0	75t	1
Banks	1	20	20.0	20	0
Plummer	1	2	2.0	2	0
Brazley	1	0	0.0	0	0
Chargers	13	291	22.4	103t	2
Opponents	23	266	11.6	58	1

Punting	No.	Yds.	Avg.	Net	TB	I-20	Lg.	B
Mosiejenko	67	2875	42.9	33.5	12	15	57	0
Prokop	17	654	38.5	35.1	1	1	50	0
Chargers	84	3529	42.0	33.8	13	16	57	0
Opponents	89	3694	41.5	33.6	10	18	61	1

Punt Returns	Ret.	FC	Yds.	Avg.	Lg.	TD
James	32	7	400	12.5	81t	1
A. Williams	10	1	96	9.6	25	0
Rome	3	1	12	4.0	6	0
Chargers	45	9	508	11.3	81t	1
Opponents	43	9	429	10.0	71t	1

Kickoff Returns	Ret.	Yds.	Avg.	Long	TD
G. Anderson	22	433	19.7	31	0
Holland	19	410	21.6	46	0
Sartin	5	117	23.4	28	0
Adams	4	32	8.0	11	0
Kirk	3	15	5.0	10	0
James	2	41	20.5	21	0
Jenkins	2	46	23.0	25	0
Rome	2	28	14.0	17	0
Bernstine	1	13	13.0	13	0
Hunter	1	0	0.0	0	0
Zachary	1	2	2.0	2	0
Chargers	62	1137	18.3	46	0
Opponents	50	985	19.7	95t	1

Field Goals	1-19	20-29	30-39	40-49	50+
Abbott	0/0	2/3	9/10	2/6	0/3
Gaffney	0/0	3/3	7/7	0/0	0/0
Chargers	0/0	5/6	9/13	2/6	0/3
Opponents	0/0	6/7	6/9	7/12	0/1

Chargers (32G, 44N, 33G) (1)(1)(1)(1)(5)2N, 32N, 20G, 33G (4)2G, 37G, 39G (3)8G, 47G, 39G, 53N (3)3G (3)2G (2)7G (4)2N, 46N, 48N (5)N (2)6N (3)3G (1)(1)(1)(1)(1)(1)(1)(1)

Defensive Tackles, cont'd.	Brandon	4-0-4-0-0-1,	Baldwin	3-0-3-0-0-0,	Mosiejenko	2-0-2-0-0-0,	Harrison	0-1-1-0-0-0
----------------------------	---------	--------------	---------	--------------	------------	--------------	----------	-------------

1986 FINAL STATISTICS

(4-12 Overall) Fifth AFC West - Don Coryell (1-7);
Home (2-6); Away (2-6)

Date	W/L	Score	Opponent	Att.
09/07	W	50-28	Miami †	57,726
09/14	L	7-20	at New York Giants	74,921
09/21	L	27-30	Washington	57,853
09/28	L	13-17	at L.A. Raiders	63,153
10/06	L	7-33	at Seattle	63,207
10/12	L	14-31	Denver †	55,662
10/19	L	41-42	at Kansas City	55,767
10/26	L	7-23	at Philadelphia	41,469
11/02	L	23-24	Kansas City	48,518
11/09	W	9-3	at Denver	75,012
11/16	L	21-24	Dallas †	55,622
11/20	L	31-37 OT	L.A. Raiders †	56,031
11/30	W	17-3	at Indianapolis	47,950
12/07	W	27-0	Houston	40,103
12/14	L	24-34	Seattle	47,096
12/21	L	17-47	at Cleveland	68,505

Team Statistics

	Chargers	Opponents
TOTAL FIRST DOWNS	534	308
Rushing	98	104
Passing	212	182
Penalty	24	22
Third Down: Made/Att.	98/231	95/221
Third Down Pct.	42%	43%
Fourth Down: Made/Att.	6/13	1/5
Fourth Down Pct.	46%	20%
TOTAL NET YARDS	5356	5366
Avg. Per Game	334.8	335.4
Total Plays	1107	1046
Avg. Per Play	4.8	5.1
NET YARDS RUSHING	1576	1678
Avg. Per Game	98.5	104.9
Total Rushes	471	475
NET YARDS PASSING	3780	3688
Avg. Per Game	236.3	230.5
Sacked/Yards Lost	32/265	62/440
Gross Yards	4045	4128
Attempts/Completions	604/339	509/288
Completion Pct.	56%	56%
Had Intercepted	33	15
PUNTS/AVERAGE	79/40.4	81/40.8
NET PUNTING AVG.	32.9	34.9
PENALTIES/YARDS	119/977	108/918
FUMBLES/BALL LOST	29/16	42/22
TOUCHDOWNS	41	47
Rushing	19	14
Passing	21	27
Returns	1	6
TIME OF POSSESSION	30:32	29:28

Score by Quarters

Chargers	Q1	Q2	Q3	Q4	OT	PTS.
Chargers	73	125	48	89	0	335
Opponents	64	98	101	127	6	396

Scoring

	TD	RU	PA	RT	PAT	FG	S	PTS.
Benirschke	0	0	0	0	39/41	16/25	0	87
Anderson	9	1	8	0	0/0	0/0	0	54
McGee	7	7	0	0	0/0	0/0	0	42
Spencer	6	6	0	0	0/0	0/0	0	36
Winslow	5	0	5	0	0/0	0/0	0	30
Adams	4	4	0	0	0/0	0/0	0	24
Chandler	4	0	4	0	0/0	0/0	0	24
Joiner	2	0	2	0	0/0	0/0	0	12
Flick	1	1	0	0	0/0	0/0	0	6
Holohan	1	0	1	0	0/0	0/0	0	6
Johnson	1	0	1	0	0/0	0/0	0	6
O'Neal	1	0	0	1	0/0	0/0	0	6
Chargers	41	19	21	1	39/41	16/25	1	335
Opponents	47	14	27	6	45/46	23/31	0	396

2-Pt. Conversions: Chargers 0-0, Opponents 0-0

Sacks: Lee Williams 15.0, O'Neal 12.5, Smith 11.0, Hardison 6.5, Wilson 5.5, Benson 5.0, Ehin 2.5, Plummer 2.5, Robinson TM 1.0, Unrein 0.5, **Chargers 62.0, Opponents 32.0**

Passing	Att.	Comp.	Yds.	Comp.%	Yds./Att.
Fouts	430	252	3031	.586	7.05
Herrmann	97	51	627	.526	6.46
Flick	73	33	361	.452	4.95
Holohan	2	1	21	.500	10.50
Anderson	1	1	4	100.0	4.00
McGee	1	1	1	100.0	1.00
Chargers	604	339	4045	.561	6.70
Opponents	509	288	4128	.566	8.11

Rushing	No.	Yds.	Avg.	Long	TD
Anderson	127	442	3.5	17	1
Adams	118	366	3.1	22	4
Spencer	99	350	3.5	23	6
James	51	224	4.4	24	0
McGee	63	187	3.0	20	7
Herrmann	2	6	3.0	6	0
Flick	6	5	0.8	7	1
Mathison	4	-1	-1.0	-1	0
Fouts	1	-3	-0.7	0	0
Chargers	471	1576	3.3	24	19
Opponents	475	1678	3.5	28t	14

Receiving	No.	Yds.	Avg.	Long	TD
Anderson	80	871	10.9	65t	8
Winslow	64	728	11.4	28t	5
Chandler	56	874	15.6	40	4
Joiner	34	440	12.9	33	2
Johnson	30	399	13.3	30	1
Holohan	29	356	12.3	34	1
James	23	173	7.5	18	0
McGee	10	105	10.5	18	0
Spencer	6	48	8.0	15	0
Adams	4	26	6.5	10	0
Sievers	2	14	7.0	9	0
Ware	1	11	11.0	11	0
Chargers	339	4045	11.9	65t	21
Opponents	288	4128	14.3	72t	27

Interceptions	No.	Yds.	Avg.	Long	TD
Byrd	5	45	9.0	18	0
Dale	4	153	38.3	50	0
Glenn TM	2	31	15.5	31	0
O'Neal	2	22	11.0	17	1
Brown TM	1	23	23.0	23	0
Taylor	1	0	0.0	0	0
Chargers	15	274	18.3	50	1
Opponents	33	421	12.8	80	2

Punting	No.	Yds.	Avg.	Net	TB	I-20	LG.	B
Mosjienko	72	3026	42.0	32.9	11	15	62	2
Chandler	5	167	33.4	33.0	0	0	38	0
Chargers	79	3193	40.4	32.9	11	15	62	2
Opponents	81	3304	40.8	34.9	7	15	59	0

Punt Returns	Ret.	FC	Yds.	Avg.	LG.	TD
Anderson	25	10	227	9.1	30	0
James	9	6	94	10.4	21	0
Chandler	3	0	13	4.3	10	0
Chargers	37	16	334	9.0	30	0
Opponents	43	5	370	8.6	48	1

Kickoff Returns	Ret.	Yds.	Avg.	Long	TD
Anderson	24	482	20.1	35	0
James	18	315	17.5	31	0
Adams	5	100	20.0	25	0
Spencer	5	61	16.2	21	0
Wyatt	5	74	14.8	23	0
Johnson	3	48	16.0	21	0
Winslow	2	11	5.5	8	0
Chandler	1	11	11.0	11	0
McGee	1	15	15.0	15	0
Plummer	1	0	0.0	0	0
Chargers	65	1137	17.5	35	0
Opponents	60	1088	18.1	46	0

Field Goals	1-19	20-29	30-39	40-49	50+
Benirschke	1/1	6/9	5/8	3/5	1/2
Chargers	1/1	6/9	5/8	3/5	1/2
Opponents	1/1	11/13	8/9	1/6	2/2

Benirschke (26G, 36G, 36G) (1)50G, 31G (1)30N (1)30G, 35N, 21G (1) (31B) (25G, 48G, 26N, 21G) (55N, 44N) (47G) (19G, 26B, 43N) (20G, 35G) (23G) (40G, 23N)

Defensive Tackles (solo-ast-total-pd-ff-fr): Smith 83-27-110-6-4-1, Dale 85-16-101-6-2-0, Plummer 78-20-98-3-1-3, Benson 65-25-90-5-3-1, O'Neal 61-21-82-6-3-1, Williams 57-16-73-6-0-1, Byrd 50-9-59-5-1-0, Lowe 43-12-55-0-1-2, Ehin 30-16-46-0-0-1, Brown 41-2-43-5-1-2, Taylor 33-6-39-12-0-1, Glenn 29-4-33-5-0-2, Davis 27-5-32-8-0-0, Allert 20-12-32-0-0-0, Robinson 20-9-29-3-2-1, Wyatt 19-6-25-1-0-0, Unrein 15-9-24-0-0-0, Hardison 17-6-23-0-1-1, Wilson 19-2-21-1-0-0, Hunter 17-4-21-5-0-0, Sullivan 16-5-21-1-0-0, Nelson 6-2-8-0-0-1, Winter 5-1-6-0-0-0

	TD	TD%	Int.	Int. %	Long	Sack/Lost	Rating
Fouts	16	.037	22	.051	65t	21/173	71.4
Herrmann	2	.021	3	.031	28	5/43	66.8
Flick	2	.027	8	.110	26	6/49	29.9
Holohan	0	.000	0	.000	21	0/0	87.5
Anderson	1	1.000	0	.000	4t	0/0	122.9
McGee	0	.000	0	.000	1	0/0	79.2
Chargers	21	.035	33	.055	65t	32/265	65.6
Opponents	27	.053	15	.029	72t	62/440	88.4





1985 FINAL STATISTICS

[8-8 Overall] Fourth AFC West - Don Coryell

Home (6-2); Away (2-6)

Date	W/L	Score	Opponent	Att.
09/08	W	14-9	at Buffalo	67,597
09/15	L	35-49	Seattle	54,420
09/22	W	44-41	at Cincinnati	52,270
09/29	L	7-21	Cleveland	52,107
10/06	L	21-26	at Seattle	61,300
10/13	W	31-20	Kansas City	50,067
10/20	L	17-21	at Minnesota	61,670
10/28	L	21-34	at L.A. Raiders	69,297
11/03	W	30-10	Denver †	57,312
11/10	W	40-34 OT	L.A. Raiders †	58,566
11/17	L	24-30 OT	at Denver	74,376
11/24	L	35-37	at Houston	34,336
12/01	W	40-7	Buffalo	45,487
12/08	W	54-44	Pittsburgh †	52,098
12/15	W	20-14	Philadelphia	45,569
12/22	L	34-38	at Kansas City	18,178

Team Statistics

	Chargers	Opponents
TOTAL FIRST DOWNS		
Rushing	380	364
Passing	92	172
Penalty	259	218
Third Down: Made/Att.	29/24	24
Third Down Pct.	86/208	89/209
Fourth Down: Made/Att.	41/3	4/26
Fourth Down Pct.	6/10	8/12
TOTAL NET YARDS	6535	6265
Avg. Per Game	408.4	391.6
Total Plays	1111	1105
Avg. Per Play	5.9	5.7
NET YARDS RUSHING	1665	1972
Avg. Per Game	104.1	123.3
Total Rushes	440	470
NET YARDS PASSING	4870	4293
Avg. Per Game	304.4	268.3
Sacked/Yards Lost	39/305	40/304
Gross Yards	5175	4597
Attempts/Completions	632/386	595/357
Completion Pct.	61.1	60.0
Had Intercepted	26	26
PUNTS/AVERAGE	68/42.4	70/38.8
NET PUNTING AVG.	35.7	33.5
PENALTIES/YARDS	100/937	86/703
FUMBLES/BALL LOST	44/19	37/16
TOUCHDOWNS	60	55
Rushing	20	25
Passing	37	28
Returns	3	2
TIME OF POSSESSION	29:21	30:39

Score by Quarters

	Q1	Q2	Q3	Q4	OT	PTS.
Chargers	86	134	96	145	6	467
Opponents	82	124	114	109	6	435

Scoring

	TD	RU	PA	RT	PAT	FG	S	PTS.
Thomas	0	0	0	0	51/55	18/28	0	105
Chandler	10	0	10	0	0/0	0/0	0	60
Spencer	10	10	0	0	0/0	0/0	0	60
James	8	2	6	0	0/0	0/0	0	48
Anderson	7	4	2	1	0/0	0/0	0	42
Joiner	7	0	7	0	0/0	0/0	0	42
Sievers	6	0	6	0	0/0	0/0	0	36
Holohan	3	0	3	0	0/0	0/0	0	18
McGee	3	3	0	0	0/0	0/0	0	18
Bendross	2	0	2	0	0/0	0/0	0	12
Adams	1	1	0	0	0/0	0/0	0	6
Dale	1	0	0	1	0/0	0/0	0	6
Hendy	1	0	0	1	0/0	0/0	0	6
Johnson	1	0	1	0	0/0	0/0	0	6
Benirschke	0	0	0	0	2/2	0/0	0	2
Chargers	60	20	37	3	53/57	18/28	0	467
Opponents	55	25	28	2	51/53	18/30	0	435

2-Pt. Conversions: Chargers 0-0, Opponents 0-0

Sacks: Williams 9.0, Robinson 7.0, L. King 6.0, Lowe 5.5, Wilson 3.0, Bradley 2.0, Garnett TM 1.0, B. Smith 2.0, Ehin 1.5, Davis 1.0, Ferguson TM 1.0, Green 1.0, **Chargers 40.0**, Opponents 39.0

Rushing	No.	Yds.	Avg.	Long	TD
James	105	516	4.9	56t	2
Spencer	124	478	3.9	24	10
Anderson	116	429	3.7	27	4
McGee	42	181	4.3	44	3
Adams	16	49	3.1	14	1
Steels TM	6	12	2.0	5	0
Chandler	1	9	9.0	9	0
Mojsejenko	1	0	0.0	0	0
Fouts	11	-1	-0.1	7	0
Herrmann	18	-8	-0.4	11	0
Chargers	440	1665	3.8	56t	20
Opponents	470	1972	4.2	61	25

Receiving	No.	Yds.	Avg.	Long	TD
James	86	1027	11.9	67t	6
Chandler	67	1199	17.9	75t	10
Joiner	59	932	15.8	39t	7
Holohan	42	458	10.9	23	3
Sievers	41	438	10.7	30t	6
Anderson	35	422	12.1	52t	2
Winslow	25	318	12.7	26	0
Bendross	11	156	14.2	54t	2
Spencer	11	135	12.3	43	0
Johnson	4	51	12.8	20t	1
McGee	3	15	5.0	7	0
Adams	1	12	12.0	12	0
Faulkner	1	12	12.0	12	0
Chargers	386	5175	13.4	75t	37
Opponents	357	4597	12.9	84t	28

Interceptions	No.	Yds.	Avg.	Long	TD
Walters	5	71	14.2	30	1
Hendy	4	139	34.8	75t	1
Lowe	3	6	2.0	4	0
Dale	2	83	41.5	47t	1
Bradley	2	36	18.0	18	0
Davis	2	29	14.5	28	0
Green	2	17	8.5	12	0
L. King	2	8	4.0	5	0
McPherson	1	30	30.0	30	0
Byrd	1	25	25.0	25	0
Williams	1	17	17.0	17	0
B. Smith	1	0	0.0	0	0
Chargers	26	461	17.7	75t	2
Opponents	30	268	8.9	27	0

Punting	No.	Yds.	Avg.	Net	TB	I-20	Lg.	B
Mojsejenko	68	2881	42.4	35.7	9	15	67	0
Chargers	68	2881	42.4	35.7	9	15	67	0
Opponents	70	2717	38.8	33.5	8	21	61	1

Punt Returns	Ret.	FC	Yds.	Avg.	Lg.	TD
James	25	8	213	8.5	24	0
McPherson	0	2	0	—	—	0
Steels TM	0	1	0	—	—	0
Chargers	25	11	213	8.5	24	0
Opponents	36	1	274	7.6	20	0

Kickoff Returns	Ret.	Yds.	Avg.	Long	TD
James	36	779	21.6	46	0
Anderson	13	302	23.2	98t	1
Steels TM	10	223	22.3	54	0
McGee	7	135	19.3	33	0
Adams	2	50	25.0	26	0
Bendross	1	2	2.0	2	0
Holohan	1	0	0.0	0	0
Sievers	1	3	3.0	3	0
Chargers	71	1494	21.0	98t	1
Opponents	68	1363	20.0	51	0

Field Goals	1-19	20-29	30-39	40-49	50+
Thomas	1/1	8/8	6/10	3/7	0/2
Chargers	1/1	8/8	6/10	3/7	0/2
Opponents	0/0	5/6	6/10	5/9	2/5

Thomas (1) [21G] (20G, 28G, 52N, 34G) [31N] (1) [30G] [42G] [50N] [36G, 35G, 18G] [34G, 23G, 30N, 35N] [40B, 47B, 41N, 36G] [47N] [24G, 28G] (1) [45G, 46G] [24G, 26G, 32N]

Defensive Tackles (solo-ast-total-pd-ff-fr)	Smith	99	32	131	7-2-3				
Green	79-25	104-6	2-2	Byrd	84-16	100-4-2-1	King	68-16	84-3-6-0
Dale	67-10	77-8	1-0	Lowe	50-12	62-1-1-0	Hendy	44-13	57-4-0-1
Walters	51-5	56-9	0-1	Ehin	39-14	53-3-0-1	Williams	40-9	49-6-1-1
Bradley	32-3	35-7	0-2	Nelson	26-8	34-0-1-0	Wilson	23-7	30-2-1-1
Robinson	19-1	20-4	0-1	O'Bard	12-8	20-2-0-0	Osby	8-3	11-1-0-0

Passing	Att.	Comp.	Yds.	Comp.%	Yds./Att.	TD	TD%	Int.	Int.%	75t	Sack/Lost	Rating
Fouts	430	254	3638	.591	8.46	27	.063	20	.047	25	18/135	88.1
Herrmann	201	132	1537	.657	7.65	10	.050	10	.050	59	19/157	84.5
Holohan	1	0	0	.000	0.00	0	.000	0	.000	0	1/5	39.6
Anderson	0	0	0	—	—	0	—	0	—	0	1/5	—
Chargers	632	386	5175	.611	8.19	37	.059	30	.047	75t	39/305	86.8
Opponents	595	357	4597	.600	7.73	28	.047	26	.044	84t	40/304	81.8

1984 FINAL STATISTICS

(7-9 Overall) Fifth AFC West - Don Coryell Home (4-4); Away (3-5)

Date	W/L	Score	Opponent	Att.
09/02	W	42-13	at Minnesota	57,276
09/09	L	17-31	at Seattle	61,314
09/16	W	31-14	Houston †	52,266
09/24	L	30-33	at L.A. Raiders	76,131
09/30	W	27-24	Detroit †	53,509
10/07	W	34-28	at Green Bay	54,045
10/14	L	13-31	at Kansas City	62,233
10/21	L	37-44	L.A. Raiders †	57,442
10/29	L	0-24	Seattle †	53,974
11/04	W	38-10	at Indianapolis	60,143
11/11	L	13-16	Denver †	53,162
11/18	W	34-28 OT	Miami †	53,041
11/25	L	24-52	at Pittsburgh	55,856
12/03	W	20-7	Chicago †	45,470
12/09	L	13-16	at Denver	74,867
12/16	L	21-42	Kansas City †	40,221

Team Statistics

	Chargers	Opponents
TOTAL FIRST DOWNS	374	322
Rushing	106	109
Passing	240	189
Penalty	28	24
Third Down: Made/Att.	115/244	83/197
Third Down Pct.	47.1	42.1
Fourth Down: Made/Att.	9/21	9/10
Fourth Down Pct.	42.9	90.0
TOTAL NET YARDS	6297	5936
Avg. Per Game	393.6	371.0
Total Plays	1154	1021
Avg. Per Play	5.5	5.8
NET YARDS RUSHING	1654	1851
Avg. Per Game	103.4	115.7
Total Rushes	456	457
NET YARDS PASSING	4643	4085
Avg. Per Game	290.2	255.3
Sacked/Yards Lost	36/285	33/218
Gross Yards	4928	4303
Attempts/Completions	662/401	531/323
Completion Pct.	60.6	60.8
Had Intercepted	21	19
PUNTS/AVERAGE	66/42.0	73/39.6
NET PUNTING YARDS	35.1	34.8
PENALTIES/AVG	112/102.3	108/90.5
FUMBLES/BALL LOST	35/17	34/17
TOUCHDOWNS	48	51
Rushing	18	23
Passing	25	27
Returns	5	1
TIME OF POSSESSION	31:43	28:17

Score by Quarters

Chargers	Q1	Q2	Q3	Q4	OT	P.TS.
Chargers	96	100	62	130	6	394
Opponents	60	127	135	91	0	413

Scoring

	TD	RU	PA	RT	PAT	FG	S	P.TS.
Benirschke	0	0	0	0	41/41	17/26	0	92
Jackson	9	8	1	0	0/0	0/0	0	54
Chandler	6	0	6	0	0/0	0/0	0	36
Joiner	6	0	6	0	0/0	0/0	0	36
McGee	6	4	2	0	0/0	0/0	0	36
Duckworth	4	0	4	0	0/0	0/0	0	24
P. Johnson TM	3	3	3	0	0/0	0/0	0	18
Sievers	3	0	3	0	0/0	0/0	0	18
Ricardo	0	0	0	0	5/6	3/3	0	14
Byrd	2	0	0	2	0/0	0/0	0	12
Thomas	2	2	0	0	0/0	0/0	0	12
Winslow	2	0	2	0	0/0	0/0	0	12
Holohan	1	0	1	0	0/0	0/0	0	6
James	1	0	0	1	0/0	0/0	0	6
Low	1	0	0	1	0/0	0/0	0	6
Morris	1	1	0	0	0/0	0/0	0	6
L. Williams	1	0	0	1	0/0	0/0	0	6
Chargers	48	18	25	5	46/47	20/29	0	394
Opponents	51	23	27	1	50/50	19/25	0	413

2-Pt. Conversions: Chargers 0-0, Opponents 0-0

Sacks: Ferguson 8.0, Robinson 4.5, King 4.0, Lowe 3.0, B. Smith 3.0, Ehin 2.0, Elko 1.5, Ackerman 1.0, Fox 1.0, Green 1.0, Greene 1.0, L. Williams 1.0, Young 1.0, **Chargers 33.0**, Opponents 36.0

	No.	Yds.	Avg.	Long	TD
Rushing					
Jackson	296	1179	4.0	32t	8
McGee	67	226	3.4	30	4
James	25	115	4.6	20	0
Muncie	14	51	3.6	11	0
P. Johnson TM	19	46	2.4	7	3
Thomas	14	43	3.1	9	2
Morris	5	12	2.4	5	1
Luther	4	11	2.8	7	0
Fouts	12	-29	-2.4	3	0
Chargers	456	1654	3.6	32t	18
Opponents	457	1851	4.1	81	23

	No.	Yds.	Avg.	Long	TD
Receiving					
Joiner	61	793	13.0	41	6
Holohan	56	734	13.1	51	1
Winslow	55	663	12.1	33	2
Chandler	52	708	13.6	63t	6
Sievers	41	438	10.7	32	3
Jackson	39	222	5.7	21	1
Duckworth	25	715	28.6	88t	4
James	23	206	9.0	31	0
Bendross	16	213	13.3	29	0
Egloff	11	92	8.4	17	0
McGee	9	76	8.4	43	2
Morris	5	20	4.0	9	0
Muncie	4	38	9.5	20	0
P. Johnson TM	2	7	3.5	7	0
Gissingner	1	3	3.0	3	0
Fouts	1	0	0.0	0	0
Chargers	401	4928	12.3	88t	25
Opponents	323	4303	13.3	75t	27

	No.	Yds.	Avg.	Long	TD
Interceptions					
Byrd	4	157	39.3	99t	2
Lowe	3	61	20.3	32t	1
B. Smith	3	41	13.7	21	0
King	2	52	26.0	37	0
Turner	2	43	21.5	43	0
Young	2	31	15.5	31	0
L. Williams	1	66	66.0	66t	1
Fox	1	36	36.0	36	0
Gregor	1	12	12.0	12	0
Chargers	19	499	26.3	99t	4
Opponents	21	180	8.6	31	0

	No.	Yds.	Avg.	Net	TB	I-20	Lg.	B
Punting								
Buford	66	2773	42.0	35.1	3	11	60	0
Chargers	66	2773	42.0	35.1	3	11	60	0
Opponents	73	2890	39.6	34.8	7	25	63	0

	Ret.	FC	Yds.	Avg.	Lg.	TD
Punt Returns						
James	30	9	208	6.9	58t	1
Bird TM	1	0	4	4.0	4	0
Henderson	1	2	0	0.0	0	0
L. Smith TM	1	0	0	0.0	0	0
Chandler	0	1	0	—	—	0
Chargers	33	12	212	6.4	58t	1
Opponents	43	5	399	9.3	27	0

	Ret.	Yds.	Avg.	Long	TD
Kickoff Returns					
James	43	959	22.3	55	0
McGee	14	315	22.5	35	0
Bird TM	2	15	7.5	15	0
Egloff	2	20	10.0	11	0
Gofourth	1	0	0.0	0	0
Jackson	1	0	0.0	10	0
Chargers	63	1319	20.9	55	0
Opponents	72	1437	20.0	44	0

	1-19	20-29	30-39	40-49	50+
Field Goals					
Benirschke	1/1	4/6	3/4	8/11	1/4
Ricardo	0/0	1/1	1/1	1/1	0/0
Chargers	1/1	5/7	4/5	9/12	1/4
Opponents	0/0	2/2	5/9	8/9	4/5
Benirschke (28B) (43G) (23G) (51G, 33G, 48G) (18G, 41G) (31G, 25N, 58N, 33G) (111) (123G) (49G, 46N, 43G) (46N) (29G, 49N) (48G, 27G, 52N) (42G, 41G, 53N) (39N)					
Ricardo (11) (11) (1) (38G, 42G) (29G) (1) (1) (1) (1) (1) (1) (1) (1)					

Defensive Tackles (solo-ast-total-pd-ff-h): Green 106-29-135-4-1-1, Smith 88-27-115-3-0-3, King 75-17-92-9-0-1, Byrd 47-7-54-13-0-0, Lowe 39-15-54-3-1-0, Ferguson 40-10-50-2-2-1, Fox 40-6-46-6-0-1, Greene 33-10-43-1-0-2, Elko 32-11-43-2-0-0, Ehin 29-13-42-0-0-1, Young 30-9-39-8-1-1, Turner 30-6-36-4-0-1, Thrift 28-3-31-0-0-0, Henderson 24-3-27-1-0-0, Smith 23-3-26-6-0-0, Osty 20-2-22-0-0-0, Gregor 16-5-21-0-0-0, McParson 12-7-19-4-0-1, Walters 13-4-17-3-0-0, Robinson 12-5-17-1-0-2, Presno 11-6-17-0-1-1, Williams 11-3-14-0-0-1, Bradley 9-5-14-2-0-0, Ackerman 7-3-10-0-0-0

Passing	Att.	Comp.	Yds.	Comp.%	Yds./Att.	TD	TD%	Int.	Int.%	Long	Sack/Lost	Rating
Fouts	507	317	3740	.625	7.38	19	.037	17	.034	61t	29/228	83.4
Luther	151	83	1163	.550	7.70	5	.033	3	.030	88t	7/57	82.7
Holohan	2	1	25	.500	12.50	1	.500	0	.000	25t	0/0	135.4
James	7	0	0	.000	0.00	0	.000	1	.500	0	0/0	0.0
Chargers	662	401	4928	.606	1.44	25	.038	21	.032	88t	36/285	82.9
Opponents	531	323	4303	.608	8.10	27	.051	19	.036	75t	33/218	88.6

YEAR-BY-YEAR STATS





1983 FINAL STATISTICS

YEAR-BY-YEAR STATS

(6-10 Overall) Fourth AFC West - Don Coryell
Home (4-4); Away (2-6)

Date	W/L	Score	Opponent	Att.
09/04	L	29-41	New York Jets †	51,004
09/12	W	17-14	at Kansas City	62,150
09/18	L	31-34	at Seattle	61,714
09/25	L	24-30 OT	Cleveland †	49,482
10/02	W	41-34	at New York Giants	73,892
10/09	W	28-21	Seattle †	49,132
10/16	L	21-37	at New England	59,016
10/23	L	6-14	at Denver	74,581
10/31	L	24-27	Washington †	46,114
11/06	L	3-26	at Pittsburgh	58,191
11/13	W	24-23	Dallas †	46,192
11/20	L	14-44	at St. Louis	40,644
11/27	W	31-7	Denver †	43,650
12/01	L	10-42	L.A. Raiders †	47,760
12/11	W	41-38	Kansas City †	35,510
12/18	L	14-30	at L.A. Raiders	57,325

Team Statistics

	Chargers	Opponents
TOTAL FIRST DOWNS	361	347
Rushing	106	137
Passing	230	187
Penalty	25	23
Third Down: Made/Att.	93/215	109/231
Third Down Pct.	.433	.472
Fourth Down: Made/Att.	10/21	8/15
Fourth Down Pct.	.476	.533
TOTAL NET YARDS	6197	5955
Avg. Per Game	387.3	372.2
Total Plays	1086	1127
Avg. Per Play	5.7	5.3
NET YARDS RUSHING	1536	2173
Avg. Per Game	96.0	135.8
Total Rushes	423	552
NET YARDS PASSING	4661	3782
Avg. Per Game	291.3	236.4
Sacked/Yards Lost	28/2300	31/2669
Gross Yards	4891	4051
Attempts/Completions	635/369	544/330
Completion Pct.	.581	.607
Had Intercepted	33	16
PUNTS/AVERAGE	63/43.9	70/39.7
NET PUNTING AVG.	36.6	36.1
PENALTIES/YARDS	115/961	111/953
FUMBLES/BALL LOST	42/22	26/17
TOUCHDOWNS	45	57
Rushing	16	26
Passing	27	28
Returns	2	3
TIME OF POSSESSION	28:04	31:56

Score by Quarters

Chargers	Q1	Q2	Q3	Q4	OT	PTS.
Chargers	92	92	75	99	0	358
Opponents	83	137	95	141	6	462

Scoring	TD	RU	PA	RT	PAT	FG	S	PTS.
Benirschke	0	0	0	0	43/45	15/24	0	88
Muncie	13	12	1	0	0/0	0/0	0	78
Winslow	8	0	8	0	0/0	0/0	0	48
Chandler	5	0	5	0	0/0	0/0	0	30
Duckworth	5	0	5	0	0/0	0/0	0	30
Brooks	3	3	0	0	0/0	0/0	0	18
Joiner	3	0	3	0	0/0	0/0	0	18
Sievers	3	0	3	0	0/0	0/0	0	18
Holohan	2	0	2	0	0/0	0/0	0	12
Fouts	1	1	0	0	0/0	0/0	0	6
Nelson	1	0	0	1	0/0	0/0	0	6
Young	1	0	0	1	0/0	0/0	0	6
Chargers	45	16	27	2	43/45	15/24	0	358
Opponents	57	26	28	3	54/56	22/29	0	462

2-Pt. Conversions: Chargers 0-0, Opponents 0-2

Sacks: King 8.0, Ferguson 5.0, Lowe 4.5, Johnson 3.0, B. Smith 3.0, Ackerman 1.5, Green 1.0, Henderson 1.0, McPherson 1.0, Young 1.0, Bradley 0.5, Elko 0.5. Chargers 31.0, Opponents 28.0

Passing	Att.	Comp.	Yds.	Comp.%	Yds./Att.	TD	TD%	Int.	Int.%	Long	Sack/Lost	Rating
Fouts	340	215	2975	.632	8.75	20	.059	15	.044	59t	14/107	92.5
Luther	287	151	1875	.526	6.53	7	.024	17	.059	46	13/120	56.6
Mathison	5	3	41	.600	8.20	0	0.000	1	.200	25	0/0	46.7
Joiner	1	0	0	.000	0.00	0	0.000	0	.000	0	0/0	39.6
Holohan	1	0	0	.000	0.00	0	0.000	0	.000	0	0/0	39.6
S. Smith	1	0	0	.000	0.00	0	0.000	0	.000	0	0/0	39.6
Chandler	0	0	0	.000	0.00	0	0.000	0	.000	0	1/3	39.3
Chargers	635	369	4891	.581	7.70	27	.043	33	.052	59t	28/230	75.1
Opponents	544	330	4051	.607	7.45	28	.051	16	.029	71t	31/269	88.6

Rushing	No.	Yds.	Avg.	Long	TD
Muncie	235	886	3.8	34t	12
Brooks	127	516	4.1	61	3
S. Smith	24	91	3.8	20	0
Jackson	11	39	3.5	6	0
Chandler	2	25	12.5	23	0
Cappelletti	1	5	5.0	5	0
Mathison	1	0	0.0	0	0
Fouts	12	-5	-0.4	3	1
Sievers	1	-7	-7.0	-7	0
Luther	9	-14	-1.6	8	0
Chargers	423	1536	3.6	61	16
Opponents	552	2173	3.9	49t	26

Receiving	No.	Yds.	Avg.	Long	TD
Winslow	88	1172	13.3	46	8
Joiner	65	960	14.8	33t	3
Chandler	58	845	14.6	44t	5
Muncie	42	396	9.4	27	1
Sievers	33	452	13.7	28	3
Brooks	25	215	8.6	36	0
Holohan	23	272	11.8	35	2
Duckworth	20	422	21.1	59t	5
S. Smith	6	51	8.5	21	0
Jackson	5	42	8.4	10	0
Carr	2	36	18.0	23	0
Scales	2	28	14.0	14	0
Chargers	369	4891	13.3	59t	27
Opponents	330	4051	12.3	71t	28

Interceptions	No.	Yds.	Avg.	Long	TD
Walters	7	55	7.9	33	0
Young	2	49	24.5	40t	1
Fox	2	14	7.0	14	0
King	1	19	19.0	19	0
Preston	1	13	13.0	13	0
Green	1	3	3.0	3	0
Byrd	1	0	0.0	0	0
McPherson	1	0	0.0	0	0
Chargers	16	153	9.6	40t	1
Opponents	33	377	11.4	39	2

Punting	No.	Yds.	Avg.	Net	TB	I-20	Lg.	B
Buford	63	2763	43.9	36.6	8	13	60	0
Chargers	63	2763	43.9	36.6	8	13	60	0
Opponents	70	2780	39.7	36.1	2	27	55	1

Punt Returns	Ret.	FC	Yds.	Avg.	Lg.	TD
Brooks	18	4	137	7.6	30	0
Chandler	8	6	26	3.3	11	0
Fortune	4	0	16	4.0	9	0
Scales	2	0	34	17.0	30	0
Laird	1	0	0	0.0	0	0
Chargers	33	10	213	6.5	30	0
Opponents	35	5	299	8.5	28	0

Kickoff Returns	Ret.	Yds.	Avg.	Long	TD
Brooks	32	607	19.0	34	0
Laird	15	342	22.8	41	0
Jackson	11	201	18.3	32	0
McPherson	5	77	15.4	19	0
Jodat	3	45	15.0	18	0
Young	3	41	13.7	19	0
S. Smith	2	32	16.0	21	0
Scales	1	16	16.0	16	0
Sievers	1	6	6.0	6	0
B. Smith	1	10	10.0	10	0
Chargers	74	1377	18.6	41	0
Opponents	70	1426	20.4	64	0

Field Goals	1-19	20-29	30-39	40-49	50+
Benirschke	0/0	7/7	5/7	2/7	1/3
Chargers	0/0	7/7	5/7	2/7	1/3
Opponents	0/0	5/5	11/13	6/8	0/3

Benirschke (23G, 46N) (51G, 46N) (26G, 46N) (37G, 34N, 41N, 49N) (40G, 37G) (1) (29G, 30G, 53N) (43G) (39G, 52N) (37G) (1) (34N, 20G) (24G) (27G, 28G) (1)

1982 FINAL STATISTICS

(6-3 Overall) Second AFC West - Don Coryell Home (3-1), Away (3-2), Postseason (1-1)

Date	W/L	Score	Opponent	Att.
09/12	W	23-3	at Denver	73,564
09/19	L	12-19	at Kansas City	60,514
11/22	L	24-28	at L.A. Raiders	42,162
11/28	W	30-20	Denver †	47,629
12/05	W	30-13	at Cleveland	54,064
12/11	W	41-37	at San Francisco	55,988
12/20	W	50-34	Cincinnati †	51,296
12/26	W	44-26	Baltimore †	49,711
01/02	L	34-41	L.A. Raiders †	51,612

AFC Wild Card Playoffs
01/09 W 31-28 at Pittsburgh 53,546

AFC Divisional Playoffs
01/16 L 13-34 at Miami 71,383

Team Statistics		Chargers	Opponents
TOTAL FIRST DOWNS			
Rushing		233	196
Passing		72	65
Penalty		145	119
		16	12
Third Down: Made/Att.		53/102	39/103
Third Down Pct.		.520	.379
Fourth Down: Made/Att.		0/1	7/11
Fourth Down Pct.		.000	.636
TOTAL NET YARDS			
Avg. Per Game		404.8	325.3
Total Plays		449.8	361.4
Avg. Per Play		6.17	5.91
Avg. Per Game		6.6	5.5
NET YARDS RUSHING			
Total Rushes		1121	961
Avg. Per Game		124.6	106.8
Total Rushes		267	230
NET YARDS PASSING			
Total Passes		2927	2292
Avg. Per Game		325.2	254.7
Sacked/Yards Lost		12/94	19/145
Gross Yards		3021	2437
Attempts/Completions		338/208	342/233
Completion Pct.		.615	.681
Had Intercepted		12	13
PUNTS/AVERAGE		23/37.7	27/44.9
NET PUNTING YARDS		314	34.6
PENALTIES/YARDS		64/530	70/612
FUMBLES/BALL LOST		17/8	19/12
TOUCHDOWNS			
Rushing		15	10
Passing		19	10
Returns		0	5
TIME OF POSSESSION			
		29:18	30:42

Score by Quarters	Q1	Q2	Q3	Q4	OT	PTS.
Chargers	51	90	83	64	0	288
Opponents	30	63	71	57	0	221

Scoring	TD	RU	PA	RT	PAT	FG	S	PTS.
Benirschke	0	0	0	0	32/34	16/22	0	80
Chandler	9	0	9	0	0/0	0/0	0	54
Muncie	9	8	1	0	0/0	0/0	0	54
Brooks	6	6	0	0	0/0	0/0	0	36
Winslow	6	0	6	0	0/0	0/0	0	36
Fitzkee	1	0	1	0	0/0	0/0	0	6
Fouts	1	1	0	0	0/0	0/0	0	6
Scales	1	0	1	0	0/0	0/0	0	6
Sievers	1	0	1	0	0/0	0/0	0	6
Johnson	0	0	0	0	0/0	0/0	1	2
Chargers	34	15	19	0	32/34	16/22	2	288
Opponents	25	10	10	5	23/24	16/19	0	221

2-Pt. Conversions: Chargers 0-0, Opponents 0-0

Sacks: Ferguson 4.5, Johnson 4.0, Ackerman 3.0, Kelcher 2.0, Lowe 2.0, Jones 1.5, King 1.0, W. Young 1.0, **Chargers 19.0**, Opponents 12.0

Passing	Att.	Comp.	Yds.	Comp.%	Yds./Att.	TD	TD%	Int.	Int.%	Long	Sack/Lost	Rating
Fouts	330	204	2883	.618	8.74	17	.052	11	.033	44t	12/94	93.3
Luther	4	2	55	.500	13.75	0	.000	1	.250	55	0/0	56.3
Muncie	3	2	83	.667	27.67	2	.667	0	.000	66t	0/0	149.3
Winslow	1	0	0	.000	0.00	0	.000	0	.000	0	0/0	39.6
Chargers	338	208	3021	.615	8.94	19	.056	12	.036	66t	12/94	94.6
Opponents	342	233	2437	.681	7.13	10	.029	13	.038	49	19/145	82.5

Rushing	No.	Yds.	Avg.	Long	TD
Muncie	138	569	4.1	27	8
Brooks	87	430	4.9	48t	6
Cappelletti	22	82	3.7	17	0
Chandler	5	32	6.4	21	0
Fouts	9	8	0.9	9	1
Jodat	3	7	2.3	3	0
R. Bell	2	6	3.0	4	0
Luther	1	-13	-13.0	-13	0
Chargers	267	1121	4.2	48t	15
Opponents	230	961	4.2	30	10

Receiving	No.	Yds.	Avg.	Long	TD
Winslow	54	721	13.4	40	6
Chandler	49	1032	21.1	66t	9
Joiner	36	545	15.1	43	0
Muncie	25	207	8.3	39	1
Brooks	13	66	5.1	12	0
Sievers	12	173	14.4	26	1
Cappelletti	7	48	6.9	22	0
Scales	6	105	17.5	29t	1
Fitzkee	3	47	15.7	18t	1
Duckworth	2	77	38.5	55	0
Jodat	1	0	0.0	0	0
Chargers	208	3021	14.5	66t	19
Opponents	233	2437	10.5	49	10

Interceptions	No.	Yds.	Avg.	Long	TD
Fox	4	103	25.8	35	0
Thrift	2	16	8.0	9	0
Williams	2	12	6.0	6	0
A. Young	2	9	4.5	9	0
Gregor	1	6	6.0	6	0
Lowe	1	2	2.0	2	0
Allen	1	0	0.0	0	0
Chargers	13	148	11.4	35	0
Opponents	12	262	21.8	62t	3

Punting	No.	Yds.	Avg.	Net	TB	I-20	Lg.	B
Buford	21	868	41.3	31.4	3	5	71	2
Chargers	23	868	37.7	31.4	3	5	71	2
Opponents	27	1213	44.9	34.6	7	3	60	0

Punt Returns	Ret.	FC	Yds.	Avg.	Long	TD
Brooks	12	4	138	11.5	29	0
Chandler	0	1	0	—	—	0
Chargers	12	5	138	11.5	29	0
Opponents	7	2	86	12.3	30	0

Kickoff Returns	Ret.	Yds.	Avg.	Long	TD
Brooks	33	749	22.7	47	0
A. Young	4	45	11.3	16	0
Jodat	3	45	15.0	16	0
Bauer	2	24	12.0	15	0
R. Bell	1	10	10.0	10	0
Gissingner	1	0	0.0	0	0
Sievers	1	17	17.0	17	0
Chargers	45	890	19.8	47	0
Opponents	51	991	19.4	36	0

Field Goals	1-19	20-29	30-39	40-49	50+
Benirschke	2/2	6/7	0/1	7/7	1/5
Chargers	2/2	6/7	0/1	7/7	1/5
Opponents	2/2	4/4	4/6	5/6	1/1

Benirschke (51G, 24G, 40G, 50N, 58N) (49G) (19G, 33N) (41G, 18G, 42G) (24G) (25G, 50N, 41G) (43G, 26G) (45G, 53N) (27G, 23G, 20N)





1981 FINAL STATISTICS

10-6 Overall| First AFC West - Don Coryell Home (5-3); Away (5-3); Postseason (1-1)

Date	W/L	Score	Opponent	Att.
09/07	W	44-14	at Cleveland	78,904
09/13	W	28-23	Detroit †	51,264
09/20	W	42-31	at Kansas City	63,866
09/27	L	24-42	at Denver	74,822
10/04	W	24-10	Seattle †	51,463
10/11	L	31-33	Minnesota †	50,708
10/18	W	43-14	at Baltimore	41,921
10/25	L	17-20 OT	at Chicago	52,906
11/01	W	22-20	Kansas City †	51,307
11/08	L	17-40	Cincinnati †	51,259
11/16	L	23-44	at Seattle	53,628
11/22	W	55-21	at Oakland	50,199
11/29	W	34-17	Denver †	51,533
12/06	L	27-28	Buffalo †	51,488
12/13	W	24-23	at Tampa Bay	67,388
12/21	W	23-10	Oakland †	52,279

AFC Divisional Playoffs
01/02 W 41-38 OT at Miami 73,735

AFC Championship Game
01/10 L 7-27 at Cincinnati 46,302

Team Statistics	Chargers	Opponents
TOTAL FIRST DOWNS	379	365
Rushing	127	114
Passing	224	216
Penalty	28	35
Third Down: Made/Att.	108/221	93/220
Third Down Pct.	48.9	42.3
Fourth Down: Made/Att.	0/0	0/0
Fourth Down Pct.	.000	.000
TOTAL NET YARDS	6744	6136
Avg. Per Game	421.5	383.5
Total Plays	1129	1109
Avg. Per Play	6.0	5.5
NET YARDS RUSHING	2005	1825
Avg. Per Game	125.3	114.1
Total Rushes	481	491
NET YARDS PASSING	4739	4311
Avg. Per Game	296.2	269.4
Sacked/Yards Lost	19/134	47/384
Gross Yards	4873	4695
Attempts/Completions	629/368	571/313
Completion Pct.	.585	.548
Had Intercepted	18	23
PUNTS/AVERAGE	63/40.3	72/40.3
NET PUNTING AVG.	35.4	33.1
PENALTIES/YARDS	128/947	108/877
FUMBLES/BALL LOST	39/22	38/18
TOUCHDOWNS	61	48
Rushing	26	25
Passing	34	22
Returns	1	1
TIME OF POSSESSION	29:17	30:43

Score by Quarters	Q1	Q2	Q3	Q4	OT	PTS.
Chargers	101	157	95	125	0	478
Opponents	83	124	100	80	3	390

Scoring	TD	RU	PA	RT	PAT	FG	S	PTS.
Muncie	19	19	0	0	0/0	0/0	0	114
Benirschke	0	0	0	0	55/61	19/26	0	112
Winslow	10	0	10	0	0/0	0/0	0	60
Joiner	7	0	7	0	0/0	0/0	0	42
J. Brooks	6	3	3	0	0/0	0/0	0	36
Chandler TM	5	0	5	0	0/0	0/0	0	30
Cappelletti	5	4	1	0	0/0	0/0	0	30
Sievers	3	0	3	0	0/0	0/0	0	18
Smith TM	2	0	2	0	0/0	0/0	0	12
Bauer	1	0	1	0	0/0	0/0	0	6
Johnson	1	0	0	1	0/0	0/0	0	6
Scales	1	0	1	0	0/0	0/0	0	6
C. Williams	1	0	1	0	0/0	0/0	0	6
Chargers	61	26	34	1	55/61	19/26	0	478
Opponents	48	25	22	1	45/48	19/26	0	390

2-Pt. Conversions: Chargers 0-0, Opponents 0-0

Sacks: Chargers 47.0, Opponents 19.0

Passing	Att.	Comp.	Yds.	Comp.%	Yds./Att.	TD	TD%	Int.	Int.%	Long	Sack/Lost	Rating
Fouts	609	360	4802	.591	7.89	33	.054	17	.028	67t	19/134	90.6
Luther	15	7	68	.467	4.53	0	0.000	1	.067	25	0/0	32.1
Chandler TM	2	0	0	.000	0.00	0	0.000	0	.000	0	0/0	39.6
Winslow	2	0	0	.000	0.00	0	0.000	0	.000	0	0/0	39.6
Muncie	1	1	3	100.0	3.00	1	100.0	0	.000	3t	0/0	118.8
Chargers	629	368	4873	.585	7.75	34	.054	18	.029	67t	19/134	89.2
Opponents	571	313	4695	.548	8.22	22	.039	23	.040	93t	47/384	78.1

Rushing	No.	Yds.	Avg.	Long	TD
Muncie	251	1144	4.6	73t	19
J. Brooks	109	525	4.8	28t	3
Cappelletti	68	254	3.7	30	4
Fouts	22	56	2.5	13	0
C. Williams	20	26	1.3	6	0
Bauer	2	7	3.5	4	0
Roberts	1	2	2.0	2	0
Chandler TM	5	-1	-0.2	9	0
Luther	3	-8	-2.7	-1	0
Chargers	481	2005	4.2	73t	26
Opponents	491	1825	3.7	28	25

Receiving	No.	Yds.	Avg.	Long	TD
Winslow	88	1075	12.2	67t	10
Joiner	70	1188	17.0	57	7
Chandler TM	52	857	16.5	51t	5
J. Brooks	46	329	7.2	29t	3
Muncie	43	362	8.4	32	0
Sievers	22	276	12.5	32	3
Scales	19	429	22.6	60t	1
C. Williams	12	108	9.0	15	1
Cappelletti	10	126	12.6	25	1
Smith TM	3	84	28.0	39t	2
B. Brooks TM	1	21	21.0	21	0
Holohan	1	14	14.0	14	0
Bauer	1	4	4.0	4t	1
Chargers	368	4873	13.2	67t	34
Opponents	313	4695	15.0	93t	22

Interceptions	No.	Yds.	Avg.	Long	TD
Buchanon	5	31	6.2	18	0
P. Shaw	3	50	16.7	23	0
Low	3	0	0.0	0	0
M. Williams	3	0	0.0	0	0
Edwards	2	45	22.5	39	0
Gregor	2	11	5.5	11	0
Johnson	1	41	41.0	36	1
King	1	28	28.0	28	0
Horn	1	12	12.0	12	0
Jones	1	6	6.0	6	0
Duncan	1	0	0.0	0	0
Chargers	23	224	9.7	39	1
Opponents	18	377	20.9	102t	1

Punting	No.	Yds.	Avg.	Net	TB	I-20	Lg.	B
Roberts	62	2540	41.0	35.4	7	16	61	1
Chargers	63	2540	40.3	35.4	7	16	61	1
Opponents	72	2900	40.3	33.1	7	20	56	0

Punt Returns	Ret.	FC	Yds.	Avg.	Lg.	TD
J. Brooks	22	6	290	13.2	42	0
Chandler TM	5	3	79	15.8	30	0
Bauer	1	0	7	7.0	7	0
Edwards	1	0	1	1.0	1	0
Phillips	1	0	0	0.0	0	0
P. Shaw	1	0	1	1.0	1	0
M. Williams	0	1	0	—	—	0
Chargers	31	10	378	12.2	42	0
Opponents	31	7	168	5.4	21	0

Kickoff Returns	Ret.	Yds.	Avg.	Long	TD
J. Brooks	40	949	23.7	47	0
Chandler TM	8	125	15.6	30	0
P. Shaw	6	103	17.2	24	0
C. Williams	4	47	11.8	23	0
Gregor	3	47	15.7	20	0
Sievers	2	4	2.0	4	0
Smith TM	2	32	16.0	20	0
Thompson TM	2	44	22.0	25	0
Bauer	1	14	14.0	14	0
Beaudoin	1	31	31.0	31	0
Henderson	1	26	26.0	26	0
Chargers	70	1422	20.3	47	0
Opponents	88	1528	17.4	48	0

Field Goals	1-19	20-29	30-39	40-49	50+
Benirschke	2/2	7/7	5/8	3/4	2/5
Chargers	2/2	7/7	5/8	3/4	2/5
Opponents	1/2	7/7	9/9	2/5	0/3

Benirschke (50G, 43G, 32G) (1) (30N, 50N) (52G) (47G) (31N, 39G) (30G) (52N, 18G) (29G, 19G, 22G) (37N, 47G) (32G) (1) (41N, 50N) (29G, 27G) (29G) (24G, 27G, 39G)

1980 FINAL STATISTICS

[11-5 Overall] First AFC West - Don Coryell Home (6-2); Away (5-3); Postseason (1-1)

Date	W/L	Score	Opponent	Att.
09/07	W	34-13	at Seattle	62,042
09/14	W	30-24 OT	Oakland †	51,943
09/21	W	30-13	at Denver	74,970
09/28	W	24-7	at Kansas City	45,161
10/05	L	24-26	Buffalo †	51,982
10/12	L	24-38	at Oakland	44,826
10/19	W	44-7	New York Giants †	50,397
10/26	L	31-42	at Dallas	60,639
11/02	W	31-14	at Cincinnati	46,406
11/09	L	13-20	Denver †	51,435
11/16	W	20-7	Kansas City †	50,248
11/20	W	27-24 OT	at Miami	63,013
11/30	W	22-21	Philadelphia †	51,567
12/07	L	17-40	at Washington	48,556
12/13	W	21-14	Seattle †	49,980
12/22	W	26-17	Pittsburgh †	51,785

AFC Divisional Playoffs

01/03	W	20-14	Buffalo †	52,028
-------	---	-------	-----------	--------

AFC Championship Game

01/11	L	27-34	Oakland †	52,428
-------	---	-------	-----------	--------

Team Statistics

	Chargers	Opponents
TOTAL FIRST DOWNS	372	284
Rushing	106	101
Passing	244	156
Penalty	22	27
Third Down: Made/Att.	97/210	95/248
Third Down Pct.	46.2	38.3
Fourth Down: Made/Att.	0/0	0/0
Fourth Down Pct.	0.00	0.00
TOTAL NET YARDS	6410	4691
Avg. Per Game	400.6	293.2
Total Plays	1135	1057
Avg. Per Play	5.6	4.4
NET YARDS RUSHING	1879	1842
Avg. Per Game	117.4	115.1
Total Rushes	509	478
NET YARDS PASSING	4531	2849
Avg. Per Game	283.2	178.1
Sacked/Yards Lost	32/210	60/475
Gross Yards	4741	3324
Attempts/Completions	594/350	519/300
Completion Pct.	.589	.578
Had Intercepted	26	20
PUNTS/AVERAGE	61/38.5	86/40.4
NET PUNTING AVG.	31.6	34.8
PENALTIES/YARDS	109/912	104/880
FUMBLES/BALL LOST	40/22	39/18
TOUCHDOWNS	50	40
Rushing	18	18
Passing	30	18
Returns	2	4
TIME OF POSSESSION	29:41	30:19

Score by Quarters

	Q1	Q2	Q3	Q4	OT	PTS.
Chargers	69	190	72	78	9	418
Opponents	54	76	85	112	0	327

Scoring

	TD	RU	PA	RT	PAT	FG	S	PTS.
Benirschke	0	0	0	0	46/48	24/36	0	118
Jefferson	13	0	13	0	0/0	0/0	0	78
Winslow	9	0	9	0	0/0	0/0	0	54
Cappelletti	5	5	0	0	0/0	0/0	0	30
Muncie TM	4	4	0	0	0/0	0/0	0	24
Joiner	4	0	4	0	0/0	0/0	0	24
C. Williams	4	3	1	0	0/0	0/0	0	24
Thomas	3	3	0	0	0/0	0/0	0	18
Fouts	2	2	0	0	0/0	0/0	0	12
McCrary	2	0	2	0	0/0	0/0	0	12
Bauer	1	1	0	0	0/0	0/0	0	6
Edwards	1	0	0	1	0/0	0/0	0	6
Floyd	1	0	1	0	0/0	0/0	0	6
Lowe	1	0	0	1	0/0	0/0	0	6
Chargers	50	18	30	2	46/48	24/36	0	418
Opponents	40	18	18	4	39/40	16/34	0	327

2-Pt. Conversions: Chargers 0-0, Opponents 0-0

Sacks: Chargers 60.0, Opponents 32.0

Passing	Att.	Comp.	Yds.	Comp.%	Yds./Att.	TD	TD%	Int.	Int.%	Long	Sack/Lost	Rating
Fouts	589	348	4715	.591	8.01	30	.051	24	.041	65	32/210	84.7
Luther	3	2	26	.667	8.67	0	.000	1	.333	13	0/0	54.2
Thomas	2	0	0	.000	0.00	0	.000	1	.500	0	0/0	0.0
Chargers	594	350	4741	.589	7.98	30	.051	26	.044	65	32/210	83.0
Opponents	519	300	3324	.578	6.40	18	.035	20	.039	61	60/475	72.4

Rushing	No.	Yds.	Avg.	Long	TD
Muncie TM	135	659	4.9	53	4
Thomas	118	484	4.1	18	3
Cappelletti	101	364	3.6	46	5
C. Williams	97	258	2.7	13	3
Russell	8	41	5.1	10	0
Bauer	10	34	3.4	7	1
Jefferson	1	16	16.0	16	0
Fouts	23	15	0.7	9	2
D. Woods TM	4	10	2.5	5	0
Luther	3	5	1.7	9	0
Fuller	2	0	0.0	0	0
Partridge	3	0	0.0	0	0
Harrington	4	-7	-1.7	-1	0
Chargers	509	1879	3.7	53	18
Opponents	478	1842	3.9	89t	18

Receiving	No.	Yds.	Avg.	Long	TD
Winslow	89	1290	14.5	65	9
Jefferson	82	1340	16.3	58t	13
Joiner	71	1132	15.9	51	4
Thomas	29	218	7.5	27	0
C. Williams	26	230	8.8	26	1
Muncie TM	24	234	9.8	19	0
Cappelletti	13	112	8.6	12	0
McCrary	11	106	9.6	28t	2
Smith	4	48	12.0	24	0
Floyd	1	31	31.0	31t	1
Chargers	350	4741	13.5	65	30
Opponents	300	3324	11.1	61	18

Interceptions	No.	Yds.	Avg.	Long	TD
Edwards	5	122	24.4	68t	1
P. Shaw	4	50	12.5	25	0
Lowe	3	72	24.0	28	1
Buchanon	2	13	6.5	7	0
Laslavic	2	11	5.5	11	0
Kelcher	1	2	2.0	2	0
Stringert	1	0	0.0	0	0
Thriff	1	0	0.0	0	0
M. Williams	1	0	0.0	0	0
Chargers	20	270	13.5	68t	2
Opponents	26	419	16.1	51t	1

Punting	No.	Yds.	Avg.	Net	TB	I-20	Lg.	B
Chargers	61	2347	38.5	31.6	3	10	55	1
Opponents	86	3471	40.4	34.8	7	21	62	3

Punt Returns	Ret.	FC	Yds.	Avg.	Lg.	TD
Fuller	30	12	298	9.9	31	0
P. Shaw	5	0	20	4.0	6	0
Edwards	4	1	17	4.3	8	0
Floyd	1	0	0	0.0	0	0
Horn	1	0	0	0.0	0	0
Chargers	41	13	335	8.2	31	0
Opponents	43	5	359	8.3	42	0

Kickoff Returns	Ret.	Yds.	Avg.	Long	TD
Muncie TM	16	344	21.5	44	0
Fuller	15	289	19.3	30	0
Smith	10	186	18.6	27	0
Jackson TM	9	149	16.6	32	0
Duncan	5	85	17.0	22	0
Bauer	2	37	18.5	23	0
Laslavic	2	26	13.0	21	0
Cappelletti	1	0	0.0	0	0
Jefferson	1	0	0.0	0	0
Russell	1	19	19.0	19	0
Chargers	62	1135	18.3	44	0
Opponents	75	1617	21.6	53	0

Field Goals	1-19	20-29	30-39	40-49	50+
Benirschke	0/0	7/8	8/12	6/10	3/6
Chargers	0/0	7/8	8/12	6/10	3/6
Opponents	0/0	4/5	2/5	9/14	1/0

Benirschke (41G, 29G) (52N, 52G) (53G, 32G, 42G) (37N, 32G) (30N, 29G) (43N, 25G) (50G) (45N, 45G) (40G) (52N, 38N, 30G, 34G) (50B, 35N, 43N, 44N) (37G, 28G) (34G, 45G, 42G) (26G) (23N) (33G, 26G, 26G, 33G)



1979 FINAL STATISTICS

YEAR-BY-YEAR STATS

(12-4 Overall) First AFC West - Don Coryell Home (7-1); Away (5-3); Postseason (0-1)

Date	W/L	Score	Opponent	Att.
09/02	W	33-16	at Seattle	62,887
09/09	W	30-10	Oakland †	50,255
09/16	W	27-19	Buffalo	50,709
09/23	L	21-27	at New England	60,916
09/30	W	31-9	San Francisco	50,893
10/07	L	0-7	at Denver	74,997
10/14	W	20-10	Seattle †	50,077
10/21	W	40-16	at Los Angeles	64,245
10/25	L	22-45	at Oakland	53,709
11/04	W	20-14	at Kansas City	59,353
11/11	W	26-24	at Cincinnati	40,782
11/18	W	35-7	Pittsburgh †	51,910
11/25	W	28-7	Kansas City †	50,078
12/02	L	26-28	Atlanta †	50,198
12/09	W	35-0	at New Orleans	61,059
12/17	W	17-7	Denver †	51,906

AFC Divisional Playoffs

12/29	L	14-17	Houston †	51,192
-------	---	-------	-----------	--------

Team Statistics

Team Statistics	Chargers	Opponents
TOTAL FIRST DOWNS	330	268
Rushing	114	117
Passing	192	132
Penalty	24	19
Third Down: Made/Att.	87/205	73/208
Third Down Pct.	4.24	3.51
Fourth Down: Made/Att.	0/0	0/0
Fourth Down Pct.	0.00	0.00
TOTAL NET YARDS	5583	4456
Avg. Per Game	348.9	278.5
Total Plays	1053	989
Avg. Per Play	5.3	4.5
NET YARDS RUSHING	1668	1907
Avg. Per Game	104.3	119.2
Total Rushes	481	475
NET YARDS PASSING	3915	2549
Avg. Per Game	244.7	159.3
Sacked/Yards Lost	31/223	42/332
Gross Yards	4138	2881
Attempts/Completions	541/338	472/261
Completion Pct.	6.25	5.53
Had Intercepted	25	28
PUNT-Y/AVERAGE	75/36.5	83/40.7
NET PUNTING AVG.	31.4	33.2
PENALTIES/YARDS	108/908	100/812
FUMBLES/BALL LOST	31/10	30/18
TOUCHDOWNS	52	32
Rushing	25	19
Passing	24	11
Returns	3	2
TIME OF POSSESSION	31:35	28:25

Score by Quarters

Chargers	Q1	Q2	Q3	Q4	OT	PTS.
Chargers	80	135	93	103	0	411
Opponents	82	42	48	74	0	246

Scoring

	TD	RU	PA	RT	PAT	FG	S	PTS.
Wood TM	0	0	0	0	28/31	11/14	0	61
C. Williams	12	12	0	0	0/0	0/0	0	72
Jefferson	10	0	10	0	0/0	0/0	0	60
Bauer	8	8	0	0	0/0	0/0	0	48
Klein	5	0	5	0	0/0	0/0	0	30
Benirschke	0	0	0	0	12/13	4/4	0	24
Joiner	4	4	0	0	0/0	0/0	0	24
Fouts	2	2	0	0	0/0	0/0	0	12
Lowie	2	0	0	2	0/0	0/0	0	12
Owens	2	1	1	0	0/0	0/0	0	12
Winslow	2	0	2	0	0/0	0/0	0	12
Gerela	0	0	0	0	6/7	1/7	0	9
Young	1	0	0	1	0/0	0/0	1	8
Floyd	1	0	1	0	0/0	0/0	0	6
Matthews	1	1	0	0	0/0	0/0	0	6
Mitchell	1	0	1	0	0/0	0/0	0	6
Thomas	1	1	0	0	0/0	0/0	0	6
McCrary	0	0	0	0	0/0	0/0	1	2
Olander	0	0	0	0	1/1	0/1	0	1
Chargers	52	25	24	3	47/52	16/26	2	411
Opponents	32	19	11	2	28/32	8/12	1	246

2-Pt. Conversions: Chargers 0-0, Opponents 0-0

Sacks: Chargers 42.0, Opponents 31.0

Rushing	No.	Yds.	Avg.	Long	TD
C. Williams	200	752	3.8	55†	12
Thomas	91	353	3.1	21	1
Mitchell	63	211	3.3	15	0
Owens	40	151	3.8	23	1
Matthews	30	112	3.7	22	1
Fouts	26	49	1.9	26	2
Bauer	22	28	1.3	6	8
Harris	6	26	4.3	18	0
Fuller	1	0	0.0	0	0
West	1	-2	-2.0	-2	0
Joiner	1	-12	-12.0	-12	0
Chargers	481	1668	3.5	55†	25
Opponents	475	1907	4.0	33†	19

Receiving	No.	Yds.	Avg.	Long	TD
Joiner	72	1008	14.0	39	4
Jefferson	61	1090	17.9	65†	10
C. Williams	51	352	6.9	14	0
Klein	37	424	11.5	54†	5
Thomas	32	388	12.1	32	0
Winslow	25	255	10.2	30	2
Mitchell	19	159	8.4	24	1
Owens	15	176	11.7	32†	1
Floyd	10	152	15.2	40	1
Matthews	7	40	5.7	13	0
McCrary	5	32	6.4	19	0
Burton	4	62	15.5	23	0
Chargers	338	4138	12.2	65†	24
Opponents	261	2881	11.0	84†	11

Interceptions	No.	Yds.	Avg.	Long	TD
Lowie	5	150	30.0	77†	2
Preston	5	121	24.2	35	0
Edwards	4	99	24.8	53	0
M. Williams	4	55	13.8	50	0
Fuller	4	39	9.8	23	0
P. Shaw	3	54	18.0	30	0
Horn	2	44	22.0	30	0
Goode	1	0	0.0	0	0
Chargers	28	562	20.1	77†	2
Opponents	25	279	11.2	96†	1

Punting	No.	Yds.	Avg.	Net	TB	I-20	Lg.	B
West	75	2736	36.5	31.4	9	23	62	0
Chargers	75	2736	36.5	31.4	9	23	62	0
Opponents	83	3380	40.7	33.2	7	12	74	2

Punt Returns	Ret.	FC	Yds.	Avg.	Lg.	TD
Fuller	46	7	448	9.7	27	0
M. Williams	3	0	19	6.3	10	0
P. Shaw	2	2	21	10.5	11	0
Goode	1	0	0	0.0	0	0
Chargers	52	9	488	9.4	27	0
Opponents	34	18	204	6.0	32	0

Kickoff Returns	Ret.	Yds.	Avg.	Long	TD
Owens	35	791	22.6	40	0
Fuller	6	115	19.2	41	0
Bauer	4	92	23.0	31	0
Matthews	1	4	4.0	4	0
Mitchell	1	15	15.0	15	0
Perretta	1	9	9.0	9	0
Thriff	1	11	11.0	11	0
C. Williams	1	19	19.0	19	0
D. Woods	0	10	—	10	0
Chargers	50	1066	21.3	41	0
Opponents	72	1535	21.3	104†	1

Field Goals	1-19	20-29	30-39	40-49	50+
Wood TM	0/0	4/4	6/6	1/1	0/3
Gerela	0/0	1/2	0/2	0/3	0/0
Benirschke	0/0	2/2	1/1	1/1	0/0
Olander	0/0	0/0	0/0	0/1	0/0
Chargers	0/0	7/8	7/9	2/6	0/3
Opponents	1/1	1/1	6/6	0/4	0/0
Wood	(((((0)))0)))	((37G, 31G))	((50N, 28G))	((31G, 26G))	((22G, 42G, 34G, 32G))
Gerela	(((((0)))0)))	((35G, 53N))	((51N, 24G))	((0))	((0))
Benirschke	(((((0)))0)))	((43B, 26G))	((45N, 34N, 20N))	((38N, 40N))	((0))
Benirschke	(((((0)))0)))	((31G, 42G, 23G))	((0))	((0))	((0))
Olander	(((((0)))0)))	((0))	((0))	((0))	((0))

Passing	Att.	Comp.	Yds.	Comp.%	Yds./Att.	TD	TD%	Int.	Int.%	Long	Sack/Lost	Rating
Fouts	530	332	4082	.626	7.70	24	.045	24	.045	65†	28/195	82.6
Harris	9	5	38	.556	4.22	0	.000	1	.111	10	2/15	26.4
Fuller	1	0	0	.000	0.00	0	.000	0	.000	0	0/0	39.6
Thomas	1	1	18	100.0	18.00	0	.000	0	.000	18	0/0	118.8
Bauer	0	0	0	—	—	0	—	0	—	—	1/13	—
Chargers	541	338	4138	.625	7.65	24	.044	25	.046	65†	31/223	81.6
Opponents	472	261	2881	.553	6.10	11	.023	28	.059	84†	42/332	56.6

1978 FINAL STATISTICS

YEAR-BY-YEAR STATS

[9-7 Overall] Fourth AFC West - Tommy Prothro (1-3);
Home (5-3); Away (4-4)

Date	W/L	Score	Opponent	Att.
09/03	W	24-20	at Seattle	55,778
09/10	L	20-21	Oakland †	51,653
09/17	L	14-27	at Denver	74,983
09/24	L	3-24	Green Bay	42,755
10/01	L	23-28	at New England	60,781
10/08	W	23-0	Denver †	50,077
10/15	L	21-28	Miami	50,637
10/22	L	14-31	at Detroit	54,031
10/29	W	27-33	at Oakland	52,612
11/05	W	22-13	Cincinnati	43,639
11/12	W	29-23 OT	Kansas City	41,395
11/19	W	13-7	at Minnesota	38,859
11/26	L	0-23	at Kansas City	26,248
12/04	W	40-7	Chicago †	48,492
12/10	W	37-10	Seattle	49,975
12/17	W	45-24	at Houston	49,554

Team Statistics		Chargers	Opponents
TOTAL FIRST DOWNS		315	273
Rushing		116	114
Passing		171	141
Penalty		28	18
Third Down: Made/Att.		96/233	81/218
Third Down Pct.		41.2	37.2
Fourth Down: Made/Att.		0/0	0/0
Fourth Down Pct.		.000	.000
TOTAL NET YARDS		5471	4559
Avg. Per Game		341.9	284.9
Total Plays		1099	1005
Avg. Per Play		5.0	4.5
NET YARDS RUSHING		2096	2208
Avg. Per Game		131.0	138.0
Total Rushes		590	510
NET YARDS PASSING		3375	2351
Avg. Per Game		210.9	146.9
Sacked/Yards Lost		32/191	54/474
Gross Yards		3566	2825
Attempts/Completions		477/271	441/237
Completion Pct.		56.8	53.7
Had Intercepted		30	22
PUNTS/AVERAGE		75/36.3	99/38.5
NET PUNTING AVG.		29.4	31.5
PENALTIES/YARDS		98/748	99/862
FUMBLES/BALL LOST		37/20	32/16
TOUCHDOWNS		44	40
Rushing		16	12
Passing		26	23
Returns		2	5
TIME OF POSSESSION		31:38	28:22

Score by Quarters		Q1	Q2	Q3	Q4	OT	PTS.
Chargers		64	111	87	87	6	355
Opponents		58	112	47	92	0	309

Scoring	TD	RU	PA	AT	FG	S	PTS.
Benirschke	0	0	0	37/43	18/22	0	91
Jefferson	13	0	13	0/0	0/0	0	78
Bauer	9	8	1	0/0	0/0	0	54
Mitchell	5	3	2	0/0	0/0	0	30
Burton	3	0	3	0/0	0/0	0	18
D. Woods	3	3	0	0/0	0/0	0	18
Curran	2	0	2	0/0	0/0	0	12
Fouts	2	2	0	0/0	0/0	0	12
Klein	2	0	2	0/0	0/0	0	12
Fuller	1	0	0	1/0	0/0	0	6
Johnson	1	0	0	1/0	0/0	0	6
Joiner	1	0	1	0/0	0/0	0	6
McCrary TM	1	0	1	0/0	0/0	0	6
McDonald	1	0	1	0/0	0/0	0	6
Chargers	44	16	26	2	37/43	18/22	0
Opponents	40	12	23	5	36/39	11/22	0

2-Pt. Conversions: Chargers 0-0, Opponents 0-0

Field Goals	1-19	20-29	30-39	40-49	50+
Benirschke	2/2	9/10	4/6	3/4	0/0
Chargers	2/2	9/10	4/6	3/4	0/0
Opponents	0/0	3/5	5/5	3/11	0/1

Benirschke (18G) (28B) (1) (43G) (41G, 38N) (28G, 20G, 24G) (1) (31N) (27G, 32G) (26G, 20G, 40N, 37G) (28G) (1) (32G, 44G) (37G, 26G, 27G) (19G)

Sacks: Chargers 54.0, Opponents 32.0

Passing	Att.	Comp.	Yds.	Comp.%	Yds./Att.	TD	TD%	Int.	Int.%	Long	Sack/Lost	Rating
Fouts	381	224	2999	.588	7.87	24	.063	20	.052	55t	22/130	83.0
Harris	88	42	518	.477	5.89	2	.023	9	.102	34t	8/43	34.4
Olander	8	5	49	.625	6.13	0	0.00	1	.125	22	2/18	40.1
Chargers	477	271	3566	.568	7.48	26	.055	30	.063	55t	32/191	72.5
Opponents	441	237	2825	.537	6.41	23	.052	22	.050	22	54/474	70.2

Rushing	No.	Yds.	Avg.	Long	TD
Mitchell	214	820	3.8	25	3
D. Woods	151	514	3.4	27	3
Bauer	85	304	3.6	37t	8
Matthews	71	286	4.0	28	0
C. Williams	27	76	2.8	12	0
Fouts	20	43	2.2	22	2
McCrary TM	2	18	9.0	16	0
Anderson	3	11	3.7	6	0
Barnes TM	3	8	2.7	4	0
Harris	10	7	0.7	9	0
Jefferson	1	7	7.0	7	0
Rodgers	1	5	5.0	5	0
West	1	0	0.0	0	0
Olander	1	-3	-3.0	-3	0
Chargers	590	2096	3.6	37t	16
Opponents	510	2208	4.3	58	12

Receiving	No.	Yds.	Avg.	Long	TD
Mitchell	57	500	8.8	55t	2
Jefferson	56	1001	17.9	46t	13
Klein	34	413	12.4	24	2
D. Woods	34	295	8.7	29	0
Joiner	33	607	18.4	46	1
Matthews	11	78	7.1	13	0
Bauer	10	78	7.8	14t	1
Owens	9	188	20.9	41	0
Curran	9	92	10.2	20	2
Burton	5	127	25.4	55t	3
Rodgers	5	47	9.4	12	0
McDonald	3	84	28.0	37t	1
Barnes TM	2	13	6.5	7	0
McCrary TM	1	29	29.0	29t	1
C. Williams	1	17	17.0	17	0
Anderson	1	-3	-3.0	-3	0
Chargers	271	3566	13.2	55t	26
Opponents	237	2825	11.9	64t	23

Interceptions	No.	Yds.	Avg.	Long	TD
Fuller	4	44	11.0	23	1
Edwards	3	43	14.3	24	0
M. Williams	3	23	7.7	23	0
Stringer	2	4	2.0	2	0
P. Shaw	2	0	0.0	0	0
Johnson	1	52	52.0	52t	1
Lowe	1	16	16.0	16	0
Dove	1	4	4.0	4	0
King	1	3	3.0	3	0
Middleton	1	2	2.0	2	0
Goode	1	0	0.0	0	0
Horn	1	0	0.0	0	0
Kelcher	1	0	0.0	0	0
Chargers	22	191	8.7	52t	2
Opponents	30	470	15.7	77t	2

Punting	No.	Yds.	Avg.	Net	TB	I-20	Lg.	B
West	73	2720	37.3	29.4	8	22	59	2
Chargers	75	2720	36.3	29.4	8	22	59	2
Opponents	99	3808	38.5	31.5	5	15	69	0

Punt Returns	Ret.	FC	Yds.	Avg.	Lg.	TD
Fuller	39	10	436	11.2	34	0
Rodgers	11	5	88	8.0	15	0
P. Shaw	4	3	46	11.5	16	0
Goode	1	0	0	0.0	0	0
Owens	1	0	20	20.0	20	0
M. Williams	1	1	0	0.0	0	0
Chargers	57	19	590	10.4	34	0
Opponents	37	9	356	9.6	75t	1

Kickoff Returns	Ret.	Yds.	Avg.	Long	TD
Owens	20	524	26.2	77	0
Rodgers	11	287	26.1	36	0
Anderson	6	83	13.8	21	0
C. Williams	6	143	23.8	33	0
Fuller	5	109	21.8	32	0
Horn	2	27	13.5	16	0
D. Woods	2	37	18.5	19	0
Klein	1	13	13.0	13	0
Macek	1	6	6.0	6	0
Middleton	1	5	5.0	5	0
Preston	1	15	15.0	15	0
Slater	1	3	3.0	3	0
Stringer	1	0	0.0	0	0
Chargers	58	1252	21.6	77	0
Opponents	69	1457	21.1	48	0



1977 FINAL STATISTICS

YEAR-BY-YEAR STATS

(7-7 Overall) Third AFC West - Tommy Prothro
Home 3-4; Away 4-3

Date	W/L	Score	Opponent	Att.
09/18	L	0-24	at Oakland	51,022
09/25	W	23-7	at Kansas City	56,146
10/02	W	24-3	Cincinnati	40,352
10/09	W	14-0	at New Orleans	53,942
10/16	L	20-24	New England	50,327
10/23	L	16-21	Kansas City	33,010
10/30	W	14-13	at Miami	40,670
11/06	L	0-20	at Detroit	72,559
11/13	L	14-17	Denver	45,211
11/20	W	12-7	Oakland	50,887
11/27	W	30-28	at Seattle	58,994
12/04	W	37-14	Cleveland	37,312
12/11	L	9-17	at Denver	74,905
12/18	L	9-10	Pittsburgh	50,727

Team Statistics		Chargers	Opponents
TOTAL FIRST DOWNS			
Rushing		235	228
Passing		93	102
Penalty		121	105
Third Down: Made/Att.		21	21
Third Down Pct.		77/194	75/193
Fourth Down: Made/Att.		397	389
Fourth Down Pct.		0/0	0/0
TOTAL NET YARDS			
Avg. Per Game		4005	3652
Total Plays		286.1	260.9
Avg. Per Play		881	882
NET YARDS RUSHING		4.5	4.1
Avg. Per Game		1761	1927
Total Rushes		125.8	137.6
NET YARDS PASSING		488	508
Avg. Per Game		2244	1725
Sacked/Yards Lost		160.3	123.2
Gross Yards		24/198	44/363
Attempts/Completions		2442	2088
Completion Pct.		369/206	330/172
Had Intercepted		5.8	5.21
PUNTS/AVERAGE		20	21
NET PUNTING AVG.		73/37.1	76/40.6
PENALTIES/YARDS		31.1	32.4
FUMBLES/BALL LOST		97/813	87/831
TOUCHDOWNS		29/11	28/10
Rushing		25	26
Passing		10	11
Returns		11	14
TIME OF POSSESSION		4	1
		30:13	29:47

Score by Quarters	Q1	Q2	Q3	Q4	OT	PTS.
Chargers	70	65	29	58	0	222
Opponents	37	34	52	82	0	205

Scoring	TD	RU	PA	RT	PAT	FG	S	PTS.
Benirschke	0	0	0	0	21/24	17/23	0	72
Joiner	6	0	6	0	0/0	0/0	0	36
Young	4	4	0	0	0/0	0/0	0	24
Dean	2	0	2	0	0/0	0/0	0	12
Dorsey	2	0	2	0	0/0	0/0	0	12
Fuller	2	1	0	1	0/0	0/0	0	12
Harris	2	2	0	0	0/0	0/0	0	12
C. Williams	2	2	0	0	0/0	0/0	0	12
D. Woods	2	1	1	0	0/0	0/0	0	12
Bauer	2	1	1	0	0/0	0/0	0	6
Jones	1	0	0	1	0/0	0/0	0	6
Klein	1	0	1	0	0/0	0/0	0	6
Chargers	25	10	11	4	21/24	17/23	0	222
Opponents	26	11	14	1	25/26	8/13	0	205

2-Pt. Conversions: Chargers 0-0, Opponents 0-0

Sacks: Chargers 44.0, Opponents 24.0

Passing	Att.	Comp.	Yds.	Comp. %	Yds./Att.	TD	TD%	Int.	Int. %	Long	Sack/Lost	Rating
Harris	211	109	1240	51.7	5.88	5	0.24	11	0.52	78	12/106	55.8
Fouts	109	69	869	63.3	7.97	4	0.37	6	0.55	67t	10/77	77.4
Munson	31	20	225	64.5	7.26	1	0.32	1	0.32	28	1/11	83.4
Olander	16	7	76	43.8	4.75	0	0.00	2	1.25	15	1/4	18.8
J. Washington	1	1	32	100.0	32.00	1	100.0	0	0.00	32t	0/0	158.3
D. Woods	1	0	0	0.00	0.00	0	0.00	0	0.00	0	0/0	39.6
Chargers	369	206	2442	55.8	6.62	11	0.30	20	0.54	78	24/198	63.5
Opponents	330	172	2088	52.1	6.33	14	0.42	21	0.64	74t	44/363	59.5

Rushing	No.	Yds.	Avg.	Long	TD
Young	157	543	3.5	15	4
D. Woods	118	405	3.4	29t	1
J. Washington	62	217	3.5	19	0
C. Williams	50	215	4.3	46	2
Matthews	43	193	4.5	22	0
Barnes	24	70	2.9	7	0
Rodgers	3	44	14.7	33	0
Olander	7	30	4.3	17	0
Fouts	6	13	2.2	11	0
Harris	10	13	1.3	12	2
Fuller	1	7	7.0	7t	1
Bauer	4	4	1.0	3	0
Owens	1	3	3.0	3	0
Curran	1	2	2.0	2	0
Munson	1	2	2.0	2	0
Chargers	488	1761	3.6	46	10
Opponents	508	1927	3.8	35	11

Receiving	No.	Yds.	Avg.	Long	TD
Young	48	423	8.8	28	0
Joiner	35	542	15.5	32t	6
J. Washington	31	244	7.9	29	0
Klein	20	244	12.2	41	1
D. Woods	18	218	12.1	78	1
McDonald	13	174	13.4	22	0
Rodgers	12	187	15.6	43	0
Dorsey	10	198	19.8	67t	2
Curran	10	123	12.3	20	0
Matthews	3	41	13.7	23	0
C. Williams	3	20	6.7	9	0
Bauer	1	15	15.0	15	0
Barnes	1	10	10.0	10	0
West	1	3	3.0	3	0
Chargers	206	2442	11.9	78	11
Opponents	172	2088	12.1	74t	14

Interceptions	No.	Yds.	Avg.	Long	TD
Fuller	5	61	12.2	37	0
Stringert	4	64	16.0	29	0
Duren	4	45	11.3	25	0
M. Williams	3	36	12.0	36	0
Dove	1	32	32.0	32	0
Lowe	1	28	28.0	28	0
Dean	1	22	22.0	22t	1
Jones	1	17	17.0	17t	1
Horn	1	12	12.0	12	0
Chargers	21	317	15.1	37	2
Opponents	20	109	5.5	20	0

Punting	No.	Yds.	Avg.	Net	TB	I-20	Lg.	B
West	72	2707	37.6	31.1	3	10	59	1
Chargers	73	2707	37.1	31.1	3	10	59	1
Opponents	76	3084	40.6	32.4	5	13	65	0

Punt Returns	Ret.	FC	Yds.	Avg.	Lg.	TD
Fuller	28	2	360	12.9	88t	1
Rodgers	15	0	158	10.5	52	0
Dove	1	0	3	3.0	3	0
C. Williams	1	0	0	0.0	0	0
M. Williams	1	0	0	0.0	0	0
P. Shaw	0	1	0	—	—	0
Chargers	46	3	521	11.3	88t	1
Opponents	40	6	378	9.5	37	0

Kickoff Returns	Ret.	Yds.	Avg.	Long	TD
C. Williams	24	481	20.0	32	0
Owens	8	132	16.5	19	0
Rodgers	4	66	16.5	33	0
Joiner	1	8	8.0	8	0
Middleton	1	20	20.0	20	0
D. Woods	1	27	27.0	27	0
Chargers	39	734	18.8	33	0
Opponents	47	952	20.3	40	0

Field Goals	1-19	20-29	30-39	40-49	50+
Benirschke	0/0	5/5	6/9	6/8	0/1
Chargers	0/0	5/5	6/9	6/8	0/1
Opponents	0/0	3/3	4/5	1/4	0/1

Benirschke (1) [31G, 32B] [37N, 42G] (1) [1] [40G, 47G, 24G] (46B) (47N) [31B, 51N] [22G, 46G] [40G, 26G, 39G] [35G, 36G, 24G] [46G, 32G, 27G] [38G]

1976 FINAL STATISTICS

(6-8 Overall) Third AFC West - Tommy Prothro
Home (3-4); Away (3-4)

Date	W/L	Score	Opponent	Att.
09/12	W	30-16	at Kansas City	53,133
09/19	W	23-0	at Tampa Bay	39,558
09/26	W	43-24	St. Louis	40,212
10/03	L	0-26	at Denver	63,369
10/10	L	17-27	Oakland †	50,523
10/17	W	30-27	Houston	31,565
10/24	L	17-21	at Cleveland	60,018
10/31	L	0-23	at Pittsburgh	45,484
11/07	L	21-37	Baltimore	42,827
11/14	L	0-17	Denver	32,017
11/21	W	34-13	at Buffalo	36,539
11/28	L	20-23	Kansas City	29,272
12/05	W	13-7 OT	San Francisco	33,539
12/12	L	0-24	at Oakland	50,102

Team Statistics		Chargers	Opponents
TOTAL FIRST DOWNS			
Rushing		111	113
Passing		127	132
Penalty		18	14
Third Down: Made/Att.		79/195	91/204
Third Down Pct.		40%	44%
Fourth Down: Made/Att.		0/0	0/0
Fourth Down Pct.		.000	.000
TOTAL NET YARDS			
Avg. Per Game		318.3	334.0
Total Plays		907	925
Avg. Per Play		4.9	5.1
NET YARDS RUSHING			
Avg. Per Game		145.7	146.3
Total Rushes		473	516
NET YARDS PASSING			
Avg. Per Game		241.6	262.8
Sacked/Yards Lost		46/271	23/194
Gross Yards		2687	2822
Attempts/Completions		388/223	386/219
Completion Pct.		.575	.567
Had Intercepted		18	20
PUNTS/AVERAGE		82/38.7	66/41.2
NET PUNTING AVG.		28.5	31.4
PENALTIES/YARDS		78/579	92/823
FUMBLES/BALL LOST		28/13	24/11
TOUCHDOWNS			
Rushing		32	34
Passing		17	21
Returns		2	3
TIME OF POSSESSION		30:11	29:49

Score by Quarters	Q1	Q2	Q3	Q4	OT	P.TS.
Chargers	43	84	40	75	6	248
Opponents	67	71	43	104	0	285

Scoring	TD	RU	PA	RT	PAT	FG	S	P.TS.
Joiner	7	0	7	0	0/0	0/0	0	42
Young	5	4	1	0	0/0	0/0	0	30
Fritsch	0	0	0	0	11/14	6/12	0	29
Wersching	0	0	0	0	14/16	4/8	0	26
Matthews	4	3	0	1	0/0	0/0	0	24
McDonald	4	0	4	0	0/0	0/0	0	24
D. Woods	4	3	1	0	0/0	0/0	0	24
Scarber	2	1	1	0	0/0	0/0	0	12
Curran	1	0	1	0	0/0	0/0	0	6
Garrison	1	0	1	0	0/0	0/0	0	6
Hayes	1	0	0	1	0/0	0/0	0	6
Owens	1	0	1	0	0/0	0/0	0	6
Fuller	0	0	0	0	0/0	0/0	0	1
Chargers	32	13	17	2	25/30	10/20	0	248
Opponents	34	10	21	3	30/34	17/34	0	285

2-Pt. Conversions: Chargers 0-0, Opponents 0-0

Sacks: Chargers 23.0, Opponents 46.0

Rushing	No.	Yds.	Avg.	Long	TD
Young	162	802	5.0	46t	4
D. Woods	126	450	3.6	24	3
Morris	50	256	5.1	30	2
Scarber	61	236	3.9	14	1
Matthews	46	199	4.3	42t	3
Fouts	18	65	3.6	13	0
Longley	4	22	5.5	9	0
Curran	1	12	12.0	12	0
Hoopes TM	2	10	5.0	10	0
Jeffrey	1	0	0.0	0	0
West	1	0	0.0	0	0
Dorsey	1	-12	-12.0	-12	0
Chargers	473	2040	4.3	46t	13
Opponents	516	2048	4.0	46	10

Receiving	No.	Yds.	Avg.	Long	TD
Joiner	50	1056	21.1	81t	7
Young	47	441	9.4	33	1
D. Woods	34	224	6.6	34	1
Curran	33	349	10.6	29	1
Scarber	14	96	6.9	13	1
Matthews	12	81	6.8	15	0
McDonald	11	161	14.6	44t	4
Dorsey	8	108	13.5	19	0
Morris	8	52	6.5	20	0
Owens	3	54	18.0	28t	1
Garrison	2	58	29.0	36	1
Bradley	1	7	7.0	7	0
Chargers	223	2687	12.0	81t	17
Opponents	219	2822	12.9	74t	21

Interceptions	No.	Yds.	Avg.	Long	TD
Goode	6	82	13.7	27	0
Williams	4	76	19.0	35	0
Graham	3	55	18.3	25	0
Hayes	2	37	18.5	37t	1
Stringert	1	24	24.0	24	0
Jones	1	11	11.0	11	0
Lowie	1	8	8.0	8	0
Horn	1	6	6.0	6	0
Fuller	1	0	0.0	0	0
Chargers	20	299	15.0	37t	1
Opponents	18	185	10.3	46t	1

Punting	No.	Yds.	Avg.	Net	TB	I-20	Lg.	B
Hoopes TM	42	1628	38.8	25.2	7	8	57	2
West	38	1548	40.7	32.2	5	9	57	0
Chargers	82	3176	38.7	28.5	12	17	57	2
Opponents	66	2720	41.2	31.4	8	8	62	0

Punt Returns	Ret.	FC	Yds.	Avg.	Lg.	TD
Fuller	33	0	436	13.2	43	0
Bell	7	0	31	4.4	10	0
Williams	5	1	23	4.6	15	0
Chargers	45	1	490	10.9	43	0
Opponents	45	3	601	13.4	92t	1

Kickoff Returns	Ret.	Yds.	Avg.	Long	TD
Owens	25	551	22.0	40	0
Fuller	20	420	21.0	47	0
Perretta	2	24	12.0	20	0
Bell	1	18	18.0	18	0
Horn	1	7	7.0	7	0
Matthews	1	19	19.0	19	0
Middleton	1	21	21.0	21	0
Preston	1	16	16.0	16	0
Chargers	52	1076	20.7	47	0
Opponents	49	1072	21.9	43	0

Field Goals	1-19	20-29	30-39	40-49	50+
Fritsch	0/0	1/2	2/4	3/6	0/0
Wersching	0/0	1/1	2/3	1/3	0/1
Chargers	0/0	2/3	4/7	4/9	0/1
Opponents	0/0	6/7	6/12	5/14	0/1
Fritsch (32B, 37G) (48G, 48G, 47N, 45N, 24N, 22G) (39G, 46N) (38N) (45G) (1) (1) (1) (1) (1) (1) (1)					
Wersching (1) (1) (1) (1) (30G) (22G, 31N) (1) (41N) (1) (35G, 45G) (1) (52N, 43N) (1)					

Passing	Att.	Comp.	Yds.	Comp.%	Yds./Att.	TD	TD%	Int.	Int.%	Long	Sack/Lost	Rating
Fouts	359	208	2535	.579	7.06	14	.039	15	.042	81t	39/220	75.4
Longley	24	12	130	.500	5.42	2	.083	2	.125	28t	7/51	54.5
Jeffrey	2	2	11	100.0	5.50	0	0.000	0	.000	7	0/0	89.6
D. Woods	2	1	11	.500	5.50	1	50.0	0	.000	11t	0/0	106.3
Joiner	1	0	0	.000	0.00	0	0.000	0	.000	0	0/0	39.6
Chargers	388	223	2687	.4575	6.93	17	.044	18	.046	81t	46/271	74.1
Opponents	386	219	2822	.567	7.31	21	.054	20	.052	74t	23/194	76.4





1975 FINAL STATISTICS

YEAR-BY-YEAR STATS

(2-12 Overall) Fourth AFC West - Tommy Prothro
Home (1-6); Away (1-6)

Date	W/L	Score	Opponent	Att.
09/21	L	0-37	Pittsburgh	35,853
09/28	L	17-33	at Houston	33,765
10/05	L	0-6	Oakland	31,095
10/12	L	10-13 OT	Los Angeles	37,382
10/19	L	10-12	Kansas City	26,469
10/26	L	0-25	at Oakland	42,796
11/01	L	24-35	at New York Giants	52,032
11/09	L	19-33	New England	24,349
11/16	L	17-27	Denver	26,048
11/23	L	13-28	at Minnesota	43,737
11/30	L	10-13 OT	at Denver	44,982
12/07	W	28-20	at Kansas City	46,888
12/15	W	24-16	New York Jets	49,706
12/21	L	17-47	at Cincinnati	46,474

Team Statistics		Chargers	Opponents
TOTAL FIRST DOWNS			
Rushing		198	312
Passing		98	154
Penalty		89	139
Third Down: Made/Att.		11	19
Third Down Pct.		54/188	110/217
Fourth Down: Made/Att.		287	507
Fourth Down Pct.		0/1	0/1
TOTAL NET YARDS			
Avg. Per Game		243.6	353.7
Total Plays		821	1022
Avg. Per Play		4.2	4.8
NET YARDS RUSHING			
Avg. Per Game		1801	2442
Total Rushes		128.6	174.4
NET YARDS PASSING			
Avg. Per Game		1610	2510
Sacked/Yards Lost		115.0	179.3
Gross Yards		50/388	26/209
Attempts/Completions		1998	2719
Completion Pct.		337/165	390/237
Had Intercepted		490	608
INTS/AVERAGE		79/36.8	56/39.8
NET PUNTING AVG.		31.1	30.4
PENALTIES/YARDS		84/705	81/686
FUMBLES/BALL LOST		32/12	34/14
TOUCHDOWNS			
Rushing		22	40
Passing		14	21
Returns		7	16
Time of Possession		1	3
		34:24	25:36

Score by Quarters	Q1	Q2	Q3	Q4	OT	PTS.
Chargers	37	54	55	43	0	189
Opponents	90	102	69	78	6	345

Scoring	TD	RU	PA	RT	PAT	FG	S	PTS.
Werschling	0	0	0	0	20/21	12/24	0	56
Matthews	6	5	1	0	0/0	0/0	0	36
McDonald	3	3	0	0	0/0	0/0	0	18
Fouts	2	2	0	0	0/0	0/0	0	12
Garrison	2	0	2	0	0/0	0/0	0	12
Scarber	2	1	1	0	0/0	0/0	0	12
D. Woods	2	2	0	0	0/0	0/0	0	12
T. Baker	1	1	0	0	0/0	0/0	0	6
Fuller	1	0	0	1	0/0	0/0	0	6
Curran	0	0	0	0	0/0	0/0	0	1
Chargers	22	14	7	1	20/21	12/24	0	189
Opponents	40	21	16	3	35/39	22/34	2	345

2-Pt. Conversions: Chargers 0-0, Opponents 0-0

Sacks: Chargers 26.0, Opponents 50.0

Passing	Att.	Comp.	Yds.	Comp.%	Yds./Att.
Fouts	195	106	1396	.544	7.16
Freitas	110	49	525	.445	4.77
Douglass TM	27	7	53	.259	1.96
Carter TM	5	3	24	.600	4.80
Chargers	337	165	1998	.490	5.93
Opponents	390	237	2719	.608	6.97

Rushing	No.	Yds.	Avg.	Long	TD
Young	138	577	4.2	48t	5
D. Woods	87	317	3.6	17	2
Matthews	71	254	3.6	24	3
Fouts	23	170	7.4	32	2
T. Baker	42	131	3.1	18	1
Bonner	28	120	4.3	12	0
Douglass TM	10	42	4.2	9	0
Scarber	15	68	4.5	18	1
Freitas	11	56	5.1	17	0
Garrison	3	30	10.0	20	0
Curran	3	21	7.0	12	0
Carter TM	2	11	5.5	9	0
Atkins	1	4	4.0	4	0
Chargers	434	1801	4.1	48t	14
Opponents	606	2442	4.0	46t	21

Receiving	No.	Yds.	Avg.	Long	TD
Curran	45	619	13.8	39	0
Garrison	27	438	16.2	40	2
Young	21	166	7.9	16	1
McDonald	19	298	15.7	57	3
D. Woods	13	101	7.8	22	0
Scarber	12	68	5.7	12	1
Matthews	9	59	6.6	22	0
Sweet	8	147	18.4	52	0
T. Baker	6	27	4.5	7	0
Briscoe TM	2	25	12.5	14	0
Bonner	2	8	4.0	5	0
Bradley	1	42	42.0	42	0
Chargers	165	1998	12.1	57	7
Opponents	237	2719	11.5	60t	16

Interceptions	No.	Yds.	Avg.	Long	TD
Fletcher	6	100	16.7	45	0
M. Williams	4	67	16.8	40	0
Colbert	2	10	5.0	10	0
Graham	2	5	2.5	4	0
Goode	1	37	37.0	37	0
Mahalic	1	3	3.0	3	0
Fuller	1	1	1.0	1	0
Beauchamp TM	1	0	0.0	0	0
Rice	1	0	0.0	0	0
S. Williams	1	0	0.0	0	0
Chargers	20	223	11.2	45	0
Opponents	17	371	21.8	81	1

Punting	No.	Yds.	Avg.	Net	TB	I-20	Lg.	B
Partee	79	2910	36.8	31.1	4	0	56	1
Chargers	79	2910	36.8	31.1	4	0	56	1
Opponents	56	2227	39.8	30.4	4	0	64	0

Punt Returns	Ret.	FC	Yds.	Avg.	Lg.	TD
Fuller	36	0	410	11.4	52	1
Colbert	2	0	32	16.0	23	0
Chargers	38	0	442	11.6	52	1
Opponents	48	9	373	7.8	32	0

Kickoff Returns	Ret.	Yds.	Avg.	Long	TD
Fuller	31	725	23.4	34	0
Young	15	323	21.5	34	0
Smith	8	222	27.8	41	0
Andrews	6	93	15.5	27	0
Colbert	5	91	18.2	26	0
Curran	3	28	9.3	15	0
Markovich	1	0	0.0	0	0
Chargers	69	1482	21.5	41	0
Opponents	40	1101	27.5	64	0

Field Goals	1-19	20-29	30-39	40-49	50+
Werschling	0/0	4/4	5/9	3/9	0/2
Chargers	0/0	4/4	5/9	3/9	0/2
Opponents	2/2	12/14	6/6	2/11	0/1

Werschling (1) (53N, 29G) (1) (38N, 42N, 36G) (36N, 49N, 36G) (34N) (26G) (41G, 49N, 30G, 25G, 37G) (22G) (47N) (34G) (30N) (46N, 49N, 45G) (52N, 43G)

TD	TD%	Int.	Int.%	Long	Sack/Lost	Rating	
Chargers	7	.021	17	.050	57	25/197	59.3
Opponents	16	.041	20	.051	60t	20/138	55.3
						4/43	24.2
						1/10	32.5
						50/388	53.5
						26/209	74.1

1974 FINAL STATISTICS

YEAR-BY-YEAR STATS

[5-9 Overall] Fourth AFC West - Tommy Prothro
Home (3-4); Away (2-5)

Date	W/L	Score	Opponent	Att.
09/15	L	14-21	at Houston	25,317
09/22	W	20-17	at Cincinnati	51,178
09/29	L	21-28	Miami	44,706
10/06	L	7-13	Philadelphia	36,124
10/13	L	10-14	Oakland	40,539
10/20	L	7-27	at Denver	50,928
10/27	L	14-24	Kansas City	34,371
11/03	W	36-35	Cleveland	35,683
11/10	W	14-7	at Kansas City	48,551
11/17	L	10-17	at Oakland	50,178
11/24	L	0-34	at Green Bay	56,267
12/01	L	14-27	at New York Jets	44,888
12/08	W	28-21	Chicago	33,662
12/15	W	17-0	Denver	36,571

Team Statistics		Chargers	Opponents
TOTAL FIRST DOWNS			
Rushing		245	272
Passing		113	127
Penalty		15	17
Third Down: Made/Att.		71/172	61/149
Third Down Pct.		41.3	40.9
Fourth Down: Made/Att.		0/0	0/3
Fourth Down Pct.		.000	.000
TOTAL NET YARDS			
Avg. Per Game		315.4	345.0
Total Plays		880	893
Avg. Per Play		5.0	5.4
NET YARDS RUSHING			
Avg. Per Game		150.8	154.3
Total Rushes		508	508
NET YARDS PASSING			
Avg. Per Game		164.6	190.7
Sacked/Yards Lost		23/175	18/145
Gross Yards		2479	2815
Attempts/Completions		349/163	367/222
Completion Pct.		47.3	60.5
Had Intercepted		22	15
PUNTS/AVERAGE		76/40.0	66/40.6
NET PUNTING AVG.		32.9	35.0
PENALTIES/YARDS		74/609	80/751
FUMBLES/BALL LOST		24/11	19/13
TOUCHDOWNS			
Rushing		28	37
Passing		15	21
Returns		12	13
Returns		1	3
TIME OF POSSESSION			
		30:00	30:00

Score by Quarters	Q1	Q2	Q3	Q4	OT	PTS.
Chargers	21	61	54	76	0	212
Opponents	68	76	62	79	0	285

Scoring	TD	RU	PA	RT	PAT	FG	S	PTS.
D. Woods	10	7	3	0	0/0	0/0	0	60
Garrison	5	0	5	0	0/0	0/0	0	30
ParTEE	0	0	0	0	26/28	1/5	0	29
Bonner	6	3	1	0	0/0	0/0	0	24
Matthews	4	4	0	0	0/0	0/0	0	24
Werschling	0	0	0	0	0/0	5/11	0	15
Davis	2	0	2	0	0/0	0/0	0	12
Fouts	1	1	0	0	0/0	0/0	0	6
Gay	1	0	0	1	0/0	0/0	0	6
Stewart	1	0	1	0	0/0	0/0	0	6
Chargers	28	15	12	1	26/28	6/16	0	212
Opponents	37	21	13	3	36/37	9/20	0	285

2-Pt. Conversions: Chargers 0-0, Opponents 0-0

Sacks: Chargers 18.0, Opponents 23.0

Passing	Att.	Comp.	Yds.	Comp.%	Yds./Att.	TD	TD%	Int.	Int.%	Long	Sack/Lost	Rating
Fouts	237	115	1732	.485	7.31	8	.034	13	.055	75t	12/99	61.4
Freitas	109	49	719	.450	6.60	3	.028	8	.073	72t	11/76	45.6
D. Woods	3	1	28	.333	9.33	1	.333	1	.333	28t	0/0	68.8
Chargers	349	165	2479	.473	7.10	12	.034	22	.063	75t	23/175	56.3
Opponents	367	222	2815	.605	7.67	13	.035	15	.041	84t	18/145	79.2

Rushing	No.	Yds.	Avg.	Long	TD
D. Woods	227	1162	5.1	56t	7
Matthews	95	328	3.5	16	4
Edwards	65	261	4.0	30	0
Bonner	66	199	3.0	12	3
Fouts	19	63	3.3	16	1
Thomas	21	56	2.7	12	0
D. Gordon	1	25	25.0	25	0
Freitas	6	16	2.7	9	0
Thompson	6	8	1.3	8	0
Davis	2	-7	-3.5	2	0
Chargers	508	2111	4.2	56t	15
Opponents	508	2160	4.3	43	21

Receiving	No.	Yds.	Avg.	Long	TD
Garrison	41	785	19.1	71t	5
D. Woods	26	349	13.4	75t	3
Stewart	19	283	14.9	29	1
Davis	18	432	24.0	70t	2
Edwards	13	102	7.8	16	0
Matthews	12	90	7.5	23	0
Bonner	11	101	9.2	22	1
LeVias	9	105	11.7	18	0
Beirne	7	121	17.3	26	0
Grannell	3	51	17.0	22	0
Parris	3	36	12.0	17	0
D. Gordon	2	15	7.5	17	0
Thomas	1	9	9.0	9	0
Chargers	165	2479	15.0	75t	12
Opponents	222	2815	12.7	84t	13

Interceptions	No.	Yds.	Avg.	Long	TD
Fletcher	4	74	18.5	31	0
Howard	3	52	17.3	23	0
Rice	3	44	14.7	15	0
Beauchamp	1	35	35.0	35	0
Williams	1	25	25.0	25	0
Anthony	1	23	23.0	23	0
Hoey	1	20	20.0	20	0
Gersbach	1	0	0.0	0	0
Chargers	15	273	18.2	35	0
Opponents	22	311	14.1	38t	1

Punting	No.	Yds.	Avg.	Net	TB	I-20	Lg.	B
ParTEE	76	3042	40.0	32.9	7	0	65	0
Chargers	76	3042	40.0	32.9	7	0	65	0
Opponents	66	2679	40.6	35.0	4	0	62	0

Punt Returns	Ret.	FC	Yds.	Avg.	Lg.	TD
Colbert	15	1	128	8.5	28	0
D. Gordon	8	3	39	4.9	12	0
LeVias	5	0	41	8.2	22	0
Davis	4	0	34	8.5	16	0
Hoey	4	0	38	9.5	15	0
Beirne	1	0	7	7.0	7	0
Chargers	37	4	287	7.8	28	0
Opponents	48	2	401	8.4	34	0

Kickoff Returns	Ret.	Yds.	Avg.	Long	TD
D. Gordon	14	354	25.3	39	0
Thompson	12	242	20.2	35	0
Colbert	10	215	21.5	26	0
LeVias	6	116	19.3	27	0
Hoey	3	73	24.3	27	0
Parris	3	29	9.7	13	0
D. Woods	3	61	20.3	29	0
Thomas	2	32	16.0	18	0
Dunlap	1	19	19.0	19	0
Stewart	1	1	1.0	1	0
Chargers	55	1142	20.8	39	0
Opponents	39	960	24.6	61	0

Field Goals	1-19	20-29	30-39	40-49	50+
Werschling	0/0	1/1	1/3	3/4	0/3
ParTEE	0/0	1/2	0/2	0/1	0/0
Chargers	0/0	2/3	1/5	3/5	0/3
Opponents	0/0	6/8	2/6	1/5	0/1
Werschling (48N) (62B, 28G) (11) (42G) (11) (54B, 40G) (36N) (39N, 42G) (11) (153N, 37G)					
ParTEE (40N, 38N) (22G) (33N) (22B) (11) (11) (11) (11) (11) (11)					

1972 FINAL STATISTICS

(4-9-1 Overall) Fourth AFC West - Harland Svare
Home (2-5); Away (2-4-1)

Date	W/L	Score	Opponent	Att.
09/17	L	3-34	at San Francisco	59,438
09/24	W	37-14	Denver	49,048
10/01	T	17-17	at Oakland	53,455
10/08	W	23-20	at Baltimore	55,459
10/15	L	10-24	at Miami	80,010
10/22	L	20-34	at Detroit	54,371
10/29	L	14-26	Kansas City	54,533
11/05	L	28-34	Dallas	54,476
11/13	L	17-21	Cleveland	54,205
11/19	W	27-17	at Kansas City	79,011
11/26	W	34-20	Houston	46,289
12/03	L	19-21	Oakland	54,611
12/10	L	13-38	at Denver	51,478
12/17	L	2-24	Pittsburgh	52,873

Team Statistics

	Chargers	Opponents
TOTAL FIRST DOWNS		
Rushing	262	244
Passing	123	99
Penalty	116	124
Third Down: Made/Att.	23	21
Third Down Pct.	79/166	58/135
Fourth Down: Made/Att.	476	430
Fourth Down Pct.	2/4	2/2
TOTAL NET YARDS	500	100.0
Avg. Per Game	4,299	3,881
Total Plays	307.1	277.2
Avg. Per Play	904	819
NET YARDS RUSHING	4.8	4.7
Avg. Per Game	1995	1673
Total Rushes	142.5	119.5
Avg. Per Game	504	435
NET YARDS PASSING	2,304	2,208
Avg. Per Game	164.6	157.7
Sacked/Yards Lost	23/212	26/233
Gross Yards	2516	2441
Attempts/Completions	377/192	358/201
Completion Pct.	509	561
Had Intercepted	24	24
PUNTS/AVERAGE	45/40.3	56/38.4
NET PUNTING AVG.	34.6	34.1
PENALTIES/YARDS	87/789	75/679
FUMBLES/BALL LOST	40/20	26/10
TOUCHDOWNS	30	41
Rushing	12	18
Passing	15	18
Returns	3	5
TIME OF POSSESSION	34:17	21:26

Score by Quarters

Chargers	Q1	Q2	Q3	Q4	OT	PTS.
Chargers	51	81	33	99	0	264
Opponents	75	96	85	88	0	344

Scoring	TD	RU	PA	RT	PAT	FG	S	PTS.
Partee	0	0	0	0	26/28	15/25	0	71
Edwards	7	5	2	0	0/0	0/0	0	42
Garrett	7	6	1	0	0/0	0/0	0	42
Garrison	7	0	7	0	0/0	0/0	0	42
Williams	3	0	3	0	0/0	0/0	0	18
Dicus	2	0	2	0	0/0	0/0	0	12
McClard	0	0	0	0	2/2	3/6	0	11
Beauchamp	1	0	0	1	0/0	0/0	0	6
Hadl	1	1	0	0	0/0	0/0	0	6
Mauick	1	0	0	1	0/0	0/0	0	6
Taylor	1	0	0	1	0/0	0/0	0	6
Costa	0	0	0	0	0/0	0/0	1	2
Chargers	30	12	15	3	28/30	18/31	1	264
Opponents	41	18	18	5	43/41	19/28	0	344

2-Pt. Conversions: Chargers 0-0, Opponents 0-0

Sacks: Chargers 26.0, Opponents 23.0

Passing	Att.	Comp.	Yds.	Comp.%	Yds./Att.	TD	TD%	Int.	Int.%	Long	Sack/Lost	Rating
Hadl	370	190	2449	.514	6.62	15	.041	26	.070	61	19/187	56.7
Clark	6	2	67	.333	11.17	0	.000	2	.333	62	2/9	36.8
Garrett	1	0	0	.000	0.00	0	.000	0	.000	0	2/16	39.6
Chargers	377	192	2516	.509	6.67	15	.040	28	.074	62	23/212	54.6
Opponents	358	201	2441	.561	6.82	18	.050	24	.067	45t	26/233	66.1

Rushing	No.	Yds.	Avg.	Long	TD
Garrett	272	1031	3.8	41t	6
Edwards	157	679	4.3	31t	5
Hadl	22	99	4.5	17	1
L. White	23	75	3.3	12	0
Taylor	13	58	4.5	17	0
Dragon	9	30	3.3	7	0
Carter	1	25	25.0	25	0
Williams	1	14	14.0	14	0
Norman	1	9	9.0	9	0
Garrison	2	-6	-3.0	0	0
Clark	2	-8	-4.0	-3	0
Dicus	1	-11	-11.0	-11	0
Chargers	504	1995	4.0	41t	12
Opponents	435	1673	3.8	63	18

Receiving	No.	Yds.	Avg.	Long	TD
Garrison	52	744	14.3	52t	7
Edwards	40	557	13.9	61	2
Garrett	31	245	7.9	27t	1
Norman	19	262	13.8	30	0
Dicus	18	227	12.6	46t	2
Williams	14	315	22.5	62	3
Mackey	11	110	10.0	21	0
L. White	3	20	6.7	8	0
Carter	2	24	12.0	14	0
LeVias	1	8	8.0	8	0
Hadl	1	4	4.0	4	0
Chargers	192	2516	13.1	62	15
Opponents	201	2441	12.1	45t	18

Interceptions	No.	Yds.	Avg.	Long	TD
Salter	7	111	15.9	31	0
Beauchamp	6	96	16.0	47t	1
Dunlap	5	67	13.4	25	0
Babich	2	9	4.0	9	0
Redman	1	14	14.0	14	0
Barnes	1	9	9.0	9	0
Caffey	1	4	4.0	4	0
Rossovich	1	0	0.0	0	0
Chargers	24	310	12.9	47t	1
Opponents	28	229	8.2	34	0

Punting	No.	Yds.	Avg.	Net	TB	I-20	Lg.	B
Partee	45	1813	40.3	34.6	5	0	65	0
Chargers	45	1813	40.3	34.6	5	0	65	0
Opponents	56	2153	38.4	34.1	3	0	60	2

Punt Returns	Ret.	FC	Yds.	Avg.	Lg.	TD
Dunlap	19	11	179	9.4	21	0
Garrett	2	1	10	5.0	10	0
LeVias	1	0	-4	-4.0	-4	0
Taylor	1	0	0	0.0	0	0
Detwiler	0	5	0	—	—	0
Chargers	23	17	185	8.0	21	0
Opponents	17	11	157	9.2	65t	1

Kickoff Returns	Ret.	Yds.	Avg.	Long	TD
Taylor	31	676	21.8	41	0
Dunlap	12	271	22.6	35	0
Berry	7	138	19.7	26	0
Detwiler	4	94	23.5	26	0
R. Jones	3	41	13.7	17	0
Sykes	2	44	22.0	24	0
Beauchamp	1	0	0.0	0	0
Williams	0	9	—	9	0
Chargers	60	1273	21.2	41	0
Opponents	53	1225	23.1	94t	1

Field Goals	1-19	20-29	30-39	40-49	50+
Partee	5/5	3/3	2/6	4/8	1/3
McClard	0/0	1/1	0/0	2/4	0/1
Chargers	5/5	4/4	2/6	6/12	1/4
Opponents	2/2	7/8	4/8	5/9	1/1
Partee (30G) (45G) (11G) (41G) (51G) (40G) (28G) (12G) (40N) (1) (39N) (47N) (39N) (50B) (26G) (40N) (46G) (24G) (48N) (31G) (11G) (38N) (51N) (33N) (15G) (18G) (1))					
McClard (1) (47G) (50B) (1) (1) (45N) (47N) (1) (1) (1) (1) (26G) (48G) (1))					



1971 FINAL STATISTICS

YEAR-BY-YEAR STATS

(6-8 Overall) Third AFC West - Sid Gillman (4-6);
Home (6-1); Away (0-7)

Date	W/L	Score	Opponent	Att.
09/19	W	21-14	Kansas City	54,061
09/26	L	0-34	Oakland	54,084
10/03	L	17-21	at Pittsburgh	44,339
10/10	L	10-31	at Kansas City	50,514
10/17	L	16-20	at Denver	51,200
10/23	W	20-3	Buffalo	49,261
10/31	W	49-21	New York Jets	44,786
11/07	L	17-35	at New York Giants	62,905
11/15	W	20-17	St. Louis	46,486
11/21	L	33-34	at Oakland	54,681
11/28	L	0-31	at Cincinnati	59,580
12/05	W	30-14	Minnesota	54,505
12/12	W	45-17	Denver	44,347
12/19	L	33-49	at Houston	35,959

Team Statistics

	Chargers	Opponents
TOTAL FIRST DOWNS	264	272
Rushing	86	143
Passing	147	114
Penalty	31	15
Third Down: Made/Att.	74/173	73/170
Third Down Pct.	428	429
Fourth Down: Made/Att.	1/1	1/1
Fourth Down Pct.	100.0	100.0
TOTAL NET YARDS	4738	4558
Avg. Per Game	338.4	325.6
Total Plays	859	859
Avg. Per Play	5.5	5.3
NET YARDS RUSHING	1604	2296
Avg. Per Game	114.6	164.0
Total Rushes	390	493
NET YARDS PASSING	3134	2262
Avg. Per Game	223.9	161.6
Sacked/Yards Lost	19/171	19/177
Gross Yards	3305	2439
Attempts/Completions	450/244	347/193
Completion Pct.	54.2	55.6
Had Intercepted	28	22
PUNTS/AVERAGE	55/43.5	67/43.7
NET PUNTING AVG.	40.6	39.0
PENALTIES/YARDS	81/895	84/887
FUMBLES/BALL LOST	30/15	27/10
TOUCHDOWNS	37	44
Rushing	11	25
Passing	23	15
Returns	3	4
TIME OF POSSESSION	30:00	25:43

Score by Quarters

	Q1	Q2	Q3	Q4	OT	PTS.
Chargers	40	94	73	104	0	311
Opponents	62	95	94	90	0	341

Scoring

	TD	RU	PA	RT	PAT	FG	S	PTS.
Partee	0	0	0	0	36/37	17/29	0	87
Garrett	7	4	3	0	0/0	0/0	0	42
Queen	7	4	3	0	0/0	0/0	0	42
Garrison	6	0	6	0	0/0	0/0	0	36
Parks	4	0	4	0	0/0	0/0	0	24
Montgomery	3	1	2	0	0/0	0/0	0	18
Gillette	2	0	2	0	0/0	0/0	0	12
Babich	1	0	0	1	0/0	0/0	0	6
Barnes	1	0	0	1	0/0	0/0	0	6
Burns	1	1	0	0	0/0	0/0	0	6
Dicus	1	0	1	0	0/0	0/0	0	6
Fletcher	1	0	0	1	0/0	0/0	0	6
Hadl	1	1	0	0	0/0	0/0	0	6
LeVias	1	0	1	0	0/0	0/0	0	6
Norman	1	0	1	0	0/0	0/0	0	6
White	0	0	0	0	0/0	0/0	1	2
Chargers	37	11	23	3	36/37	17/29	1	311
Opponents	44	25	15	4	43/43	11/24	0	341

2-Pt. Conversions: Chargers 0-0, Opponents 0-0

Sacks: Chargers 19.0, Opponents 19.0

Passing	Att.	Comp.	Yds.	Comp.%	Yds./Att.	TD	TD%	Int.	Int.%	Long	Sack/Lost	Rating
Hadl	431	233	3075	54.1	7.13	21	0.49	25	0.58	77t	16/145	68.9
Domres	12	7	97	58.3	8.08	1	0.83	3	25.0	25t	3/26	72.6
Montgomery	6	3	80	55.5	13.33	1	1.67	0	0.00	33	0/0	135.4
Garrett	1	1	53	100.0	53.00	0	0.00	0	0.00	53	0/0	118.8
Chargers	450	244	3305	54.2	7.34	23	0.51	28	0.62	77t	19/177	69.0
Opponents	347	193	2439	55.6	7.03	15	0.43	22	0.63	62t	19/177	65.7

Rushing	No.	Yds.	Avg.	Long	TD
Garrett	140	591	4.2	36	4
Queen	95	318	3.3	41	4
Montgomery	60	226	3.8	26	1
Burns	61	223	3.7	25	1
Parks	5	77	15.4	54	0
Hadl	18	75	4.2	37	1
LeVias	4	73	18.3	38	0
Ray	2	15	7.5	8	0
Partee	1	7	7.0	7	0
Norman	1	1	1.0	1	0
Domres	1	0	0.0	0	0
Garrison	1	0	0.0	0	0
Dicus	1	-2	-2.0	-2	0
Chargers	390	1604	4.1	54	11
Opponents	493	2296	4.7	37	25

Receiving	No.	Yds.	Avg.	Long	TD
Garrison	42	889	21.2	77t	6
Parks	41	609	14.9	56t	4
Garrett	41	283	6.9	40	3
Montgomery	28	361	12.9	39t	2
Norman	27	358	13.3	30	1
Queen	23	270	11.7	54	3
LeVias	21	265	12.6	37t	1
Gillette	10	147	14.7	25t	2
Dicus	6	89	14.8	29	1
Burns	3	22	7.3	10	0
Strozier	1	6	6.0	6	0
Tanner	1	6	6.0	6	0
Chargers	244	3305	13.5	77t	23
Opponents	193	2439	12.6	62t	15

Interceptions	No.	Yds.	Avg.	Long	TD
Salter	6	48	8.0	44	0
Beauchamp	4	95	23.8	52	0
Howard	4	47	11.8	29	0
Fletcher	3	63	21.0	36t	1
Barnes	2	57	28.5	36t	1
Hill	2	7	3.5	7	0
Redman	1	0	0.0	0	0
Chargers	22	317	14.4	52	2
Opponents	28	339	12.1	35t	4

Punting	No.	Yds.	Avg.	Net	TB	I-20	Lg.	B
Partee	55	2392	43.5	40.6	6	0	73	0
Chargers	55	2392	43.5	40.6	6	0	73	0
Opponents	67	2931	43.7	39.0	5	0	62	0

Punt Returns	Ret.	FC	Yds.	Avg.	Lg.	TD
LeVias	22	8	145	6.6	19	0
Fletcher	12	5	68	5.7	18	0
Garrett	3	0	2	0.7	4	0
Chargers	37	13	215	5.8	19	0
Opponents	20	17	40	2.0	12	0

Kickoff Returns	Ret.	Yds.	Avg.	Long	TD
LeVias	24	559	23.3	71	0
Fletcher	11	217	19.7	25	0
Salter	8	172	21.5	29	0
Burns	2	19	9.5	15	0
Rogers	1	20	20.0	20	0
Sweeney	1	13	13.0	13	0
Thomas	1	0	0.0	0	0
Wilkinson	1	0	0.0	0	0
Chargers	49	1000	20.4	71	0
Opponents	55	1245	22.6	63	0

Field Goals	1-19	20-29	30-39	40-49	50+
Partee	5/5	6/6	1/3	4/12	1/3
Chargers	5/5	6/6	1/3	4/12	1/3
Opponents	3/3	1/5	3/6	4/9	0/1

Partee (48N, 48N) (37N, 51N, 48N) (21G) (43G) (43N, 41G, 20G, 35G) (9G, 10G) (1) (28G) (42N, 25G, 45G) (14G) (51N) (33N, 48N, 12G, 43G, 22G) (43N, 9G) (42B, 50G, 20G)

1970 FINAL STATISTICS

[5-6-3 Overall] Third AFC West - Charlie Waller
Home (2-3-2); Away (3-3-1)

Date	W/L	Score	Opponent	Att.
09/20	L	14-16	Baltimore	47,782
09/27	T	27-27	Oakland	42,109
10/04	L	10-37	at Los Angeles	69,564
10/12	L	20-22	Green Bay	53,064
10/18	W	20-7	at Chicago	45,278
10/25	T	31-31	Houston	41,427
11/01	W	27-10	at Cleveland	80,047
11/08	W	24-21	Denver	48,327
11/15	W	16-14	at Boston	30,597
11/22	L	17-20	at Oakland	54,594
11/29	L	14-26	at Kansas City	50,315
12/06	L	14-17	Cincinnati	41,461
12/13	T	17-17	at Denver	50,959
12/20	W	31-13	Kansas City	41,379

Team Statistics		Chargers	Opponents
TOTAL FIRST DOWNS			
Rushing		83	106
Passing		119	117
Penalty		29	22
Third Down: Made/Att.		67/173	69/179
Third Down Pct.		.387	.385
Fourth Down: Made/Att.		4/9	3/5
Fourth Down Pct.		.444	.600
TOTAL NET YARDS			
Avg. Per Game		282.4	298.7
Total Plays		839	872
Avg. Per Play		4.7	4.8
NET YARDS RUSHING			
Avg. Per Game		103.6	140.5
Total Rushes		395	480
NET YARDS PASSING			
Avg. Per Game		250.3	221.5
Sacked/Yards Lost		57/433	27/207
Gross Yards		2936	2422
Attempts/Completions		387/192	365/207
Completion Pct.		.496	.567
Had Intercepted		19	9
PUNTS/AVERAGE		74/42.8	64/44.1
NET PUNTING AVG.		37.5	39.5
PENALTIES/YARDS		79/852	89/998
FUMBLES/BALL LOST		19/6	21/15
TOUCHDOWNS		35	30
Rushing		9	15
Passing		24	13
Returns		2	2
TIME OF POSSESSION		17:09	38:34

Score by Quarters	Q1	Q2	Q3	Q4	OT	PTS.
Chargers	30	96	65	91	0	282
Opponents	36	111	68	63	0	278

Scoring	TD	RU	PA	RT	PAT	FG	S	PTS.
Garrison	12	0	12	0	0/0	0/0	0	72
Mercer	0	0	0	0	34/35	12/19	0	48
Frazier	8	1	6	1	0/0	0/0	0	70
Alworth	4	0	4	0	0/0	0/0	0	24
R. Smith	3	3	0	0	0/0	0/0	0	18
Garrett TM	2	1	1	0	0/0	0/0	0	12
Queen	2	1	1	0	0/0	0/0	0	12
Detwiler	1	0	0	1	0/0	0/0	0	6
Hadl	1	1	0	0	0/0	0/0	0	6
Hubbert	1	1	0	0	0/0	0/0	0	6
Post	1	1	0	0	0/0	0/0	0	6
J. Owens	0	0	0	0	0/0	0/0	1	2
Chargers	35	9	24	2	34/35	12/19	1	282
Opponents	30	15	13	2	29/30	23/40	0	278

2-Pt. Conversions: Chargers 0-0, Opponents 0-0

Sacks: Chargers 27.0, Opponents 57.0

Passing	Att.	Comp.	Yds.	Comp.%	Yds./Att.	TD	TD%	Int.	Int.%	Long	Sack/Lost	Rating
Hadl	327	162	2388	.495	7.30	22	.067	15	.046	67	42/327	77.1
Domres	55	28	491	.509	8.93	2	.036	4	.073	80t	13/93	63.5
Foster	3	1	9	.333	3.00	0	.000	0	.000	9	1/8	42.4
Clark	2	1	48	.500	24.00	0	.000	0	.000	48	0/0	95.8
Garrett TM	0	0	0	—	—	0	—	0	—	—	1/5	—
Chargers	387	192	2936	.496	7.59	24	.062	19	.049	80t	57/433	75.3
Opponents	365	207	2422	.567	6.64	13	.036	9	.025	61t	27/207	78.6

Rushing	No.	Yds.	Avg.	Long	TD
Queen	77	261	3.4	19	1
Post	74	225	3.0	18	1
Garrett TM	46	146	3.2	22	1
Hadl	28	188	6.7	34	1
Hubbert	49	175	3.6	11	1
R. Smith	52	163	3.1	21	3
Frazier	5	120	24.0	70	1
Foster	32	84	2.6	15	0
D. Smith	14	42	3.0	15	0
Domres	14	39	2.8	7	0
Garrison	4	7	1.7	10	0
Chargers	395	1450	3.7	70	9
Opponents	480	1967	4.1	42	15

Receiving	No.	Yds.	Avg.	Long	TD
Garrison	44	1006	22.9	67	12
Frazier	38	497	13.1	51	6
Alworth	35	608	17.4	80t	4
Queen	20	236	11.8	65t	1
Garrett TM	10	127	12.7	44t	1
Post	13	113	8.7	30	0
Foster	10	92	9.2	48	0
Hubbert	7	44	6.3	11	0
R. Smith	5	44	8.8	11	0
D. Smith	4	65	16.3	42	0
Eber	2	43	21.5	31	0
Strozier	2	40	20.0	28	0
Gillette	2	21	10.5	12	0
Chargers	192	2936	15.3	80t	24
Opponents	207	2422	11.7	61t	13

Interceptions	No.	Yds.	Avg.	Long	TD
Barnes	3	22	7.3	15	0
Howard	2	19	9.5	19	0
Tolbert	2	19	9.5	19	0
Beauchamp	1	25	25.0	25	0
DeLong	1	5	5.0	5	0
Chargers	9	90	10.0	25	0
Opponents	19	235	12.4	25	0

Punting	No.	Yds.	Avg.	Net	TB	I-20	Lg.	B
Partee	65	2852	43.9	38.7	4	0	62	1
Mercer	8	283	35.4	28.6	0	0	42	0
Hadl	1	30	30.0	30.0	0	0	30	0
Chargers	74	3165	42.8	37.5	4	0	62	1
Opponents	64	2822	44.1	39.5	6	0	61	0

Punt Returns	Ret.	FC	Yds.	Avg.	Lg.	TD
Fletcher	16	2	137	8.6	17	0
R. Smith	9	8	31	3.4	13	0
Duncan	5	4	10	2.0	8	0
Detwiler	1	1	-5	-5.0	-5	0
Chargers	31	15	173	5.6	17	0
Opponents	34	20	312	9.2	79t	1

Kickoff Returns	Ret.	Yds.	Avg.	Long	TD
Duncan	19	410	21.6	41	0
Fletcher	17	382	22.5	30	0
Beauchamp	1	0	0.0	0	0
Hill	1	0	0.0	0	0
Moss TM	1	0	0.0	0	0
T. Owens	1	0	0.0	0	0
Queen	1	12	12.0	12	0
R. Smith	1	9	9.0	9	0
Chargers	42	813	19.4	41	0
Opponents	52	1153	22.2	52	0

Field Goals	1-19	20-29	30-39	40-49	50+
Mercer	3/3	1/3	5/5	3/8	0/0
Chargers	3/3	1/3	5/5	3/8	0/0
Opponents	10/12	6/8	4/6	1/12	2/2

Mercer (46B) (48G, 39G) (30G) (47N, 16G, 39G) (1) (45G) (45N, 37G, 12G) (38G) (45N, 23N, 25N) (11G) (1) (47N) (42G) (27G)





1969 FINAL STATISTICS

YEAR-BY-YEAR STATS

**(8-6 Overall) Third AFL West - Sid Gillman (4-5);
Home (5-2); Away (3-4)**

Date	W/L	Score	Opponent	Att.
09/14	L	9-27	Kansas City	47,988
09/21	L	20-34	at Cincinnati	26,243
09/28	W	34-27	New York (AFL)	54,042
10/04	W	21-14	Cincinnati	52,748
10/11	W	21-14	at Miami	34,585
10/19	W	13-10	at Boston	18,346
10/26	L	12-24	Oakland	54,008
11/02	L	0-13	at Denver	45,511
11/09	L	3-27	at Kansas City	51,104
11/16	L	16-21	at Oakland	54,372
11/23	W	45-24	Denver	34,664
11/27	W	21-17	at Houston	40,065
12/07	W	28-18	Boston	33,146
12/14	W	45-6	Buffalo	47,582

Team Statistics	Chargers	Opponents
TOTAL FIRST DOWNS	275	232
Rushing	119	71
Passing	131	148
Penalty	25	13
Third Down: Made/Att.	0/0	0/0
Third Down Pct.	.000	.000
Fourth Down: Made/Att.	0/0	0/0
Fourth Down Pct.	.000	.000
TOTAL NET YARDS	4611	4237
Avg. Per Game	329.4	302.6
Total Plays	932	824
Avg. Per Play	4.9	5.1
NET YARDS RUSHING	1985	1442
Avg. Per Game	141.8	103.0
Total Rushes	455	366
NET YARDS PASSING	2626	2795
Avg. Per Game	187.6	199.6
Sacked/Yards Lost	33/301	35/280
Gross Yards	2927	3075
Attempts/Completions	444/208	423/241
Completion Pct.	468	570
Had Intercepted	21	31
PUNTS/AVERAGE	71/44.6	76/40.3
NET PUNTING AVG.	38.3	36.0
PENALTIES/YARDS	63/731	71/791
FUMBLES/BALL LOST	27/13	13/6
TOUCHDOWNS	35	34
Rushing	18	11
Passing	13	22
Returns	4	1
TIME OF POSSESSION	30:00	30:00

Score by Quarters	Q1	Q2	Q3	Q4	OT	PTS.
Chargers	57	92	71	68	0	288
Opponents	45	84	75	72	0	276

Scoring	TD	RU	PA	RT	PAT	FG	S	PTS.
Partee	0	0	0	0	33/33	15/28	0	78
Garrison	7	0	7	0	0/0	0/0	0	42
Post	6	6	0	0	0/0	0/0	0	36
Alworth	4	0	4	0	0/0	0/0	0	24
Domres	4	4	0	0	0/0	0/0	0	24
Hubbert	4	4	0	0	0/0	0/0	0	24
Graham	2	0	0	2	0/0	0/0	0	12
Hadl	2	2	0	0	0/0	0/0	0	12
Smith	2	2	0	0	0/0	0/0	0	12
Briggs	1	0	0	1	0/0	0/0	0	6
Duncan	1	0	0	1	0/0	0/0	0	6
Eber	1	0	1	0	0/0	0/0	0	6
Foster	1	0	1	0	0/0	0/0	0	6
Chargers	35	18	13	4	33/33	15/28	0	288
Opponents	34	11	22	1	31/33	13/25	0	276

2-Pt. Conversions: Chargers 0-0, Opponents 1-1

Sacks: Chargers 35.0, Opponents 33.0

Passing	Att.	Comp.	Yds.	Comp.%	Yds./Att.	TD	TD%	Int.	Int.%	Long	Sack/Lost	Rating
Hadl	324	158	2253	.488	6.95	10	.031	11	.034	76t	18/190	67.8
Domres	112	47	631	.420	5.63	2	.018	10	.089	55	14/101	29.3
Foster	5	2	39	.400	7.80	1	.200	0	.000	30t	0/0	107.5
Post	2	1	4	.500	2.00	0	0.000	0	.000	4	0/0	56.3
Hubbert	1	0	0	.000	0.00	0	0.000	0	.000	0	0/0	39.6
Mikolajewski	0	0	0	—	—	0	0	0	—	0	1/10	—
Chargers	444	208	2927	.468	6.59	13	.029	21	.047	76t	33/301	58.6
Opponents	423	241	3075	.570	7.27	22	.052	31	.073	80t	35/280	66.7

Rushing	No.	Yds.	Avg.	Long	TD
Post	182	873	4.8	60	6
Hubbert	94	333	3.5	24	4
Foster	64	236	3.7	24	0
Smith	51	211	4.1	16	2
Domres	19	145	7.6	22	4
Hadl	26	109	4.2	17	2
Sayers	14	53	3.8	8	0
Alworth	5	25	5.0	16	0
Chargers	455	1985	4.4	60	18
Opponents	366	1442	3.9	49	11

Receiving	No.	Yds.	Avg.	Long	TD
Alworth	64	1003	15.7	76t	4
Garrison	40	804	20.1	50	7
Post	24	235	9.8	46	0
Frazier	17	205	12.1	50	0
Foster	14	83	5.9	28	1
Hubbert	11	43	3.9	18	0
Queen	10	148	14.8	42	0
Smith	10	144	14.4	55	0
Eber	9	141	15.7	43	1
MacKinnon	7	82	11.7	23	0
Trapp	2	39	19.5	24	0
Chargers	208	2927	14.1	76t	13
Opponents	241	3075	12.8	80t	22

Interceptions	No.	Yds.	Avg.	Long	TD
Hill	7	92	13.1	27	0
Duncan	6	118	19.7	72t	1
Howard	6	50	8.3	19	0
Barnes	5	64	12.8	25	0
Graham	4	112	28.0	65t	2
Bruggers	1	5	5.0	5	0
Redman	1	3	3.0	3	0
Campbell	1	0	0.0	0	0
Chargers	31	444	14.3	72t	3
Opponents	21	265	12.6	43	0

Punting	No.	Yds.	Avg.	TB	I-20	Lg.	B
Partee	71	3169	44.6	38	8	0	62
Chargers	71	3169	44.6	38	8	0	62
Opponents	76	3059	40.3	36.0	1	0	62

Punt Returns	Ret.	FC	Yds.	Avg.	Lg.	TD
Duncan	27	7	280	10.4	38	0
Graham	3	24	15	5.0	9	0
Smith	3	0	5	5.0	5	0
Trapp	0	1	0	—	—	0
Chargers	31	32	300	9.7	38	0
Opponents	30	7	291	9.7	45	0

Kickoff Returns	Ret.	Yds.	Avg.	Long	TD
Duncan	21	587	28.0	52	0
Smith	6	138	23.0	27	0
Post	4	74	18.5	27	0
Fetherston	3	0	0.0	0	0
Sayers	2	42	21.0	21	0
Briggs	1	0	0.0	0	0
Foster	1	1	1.0	1	0
Huey	1	0	0.0	0	0
Chargers	39	842	21.6	52	0
Opponents	53	1238	23.4	38	0

Field Goals	1-19	20-29	30-39	40-49	50+
Partee	4/4	5/8	3/9	2/6	1/1
Chargers	4/4	5/8	3/9	2/6	1/1
Opponents	2/3	3/4	5/7	3/8	0/3

Partee (50G) (49N, 33N, 29G, 14G) (37N, 42G, 27G) (34N, 27N, 43B) (41B) (28N, 12G, 28G) (35N, 25G, 46G) () (39N, 25G) (30N, 18G, 31G, 14G) (33G) (25B) () (48N, 33G)

1968 FINAL STATISTICS

(9-5 Overall) Third AFL West - Sid Gillman
Home (4-3); Away (5-2)

Date	W/L	Score	Opponent	Att.
09/06	W	29-13	Cincinnati	33,687
09/21	W	30-14	Houston	46,217
09/29	W	31-10	at Cincinnati	28,642
10/05	L	20-23	at New York (AFL)	63,786
10/13	W	23-14	at Oakland	53,257
10/20	W	55-24	Denver	42,953
10/27	L	20-27	at Kansas City	50,344
11/03	W	34-28	Miami	37,284
11/10	W	27-17	at Boston	19,278
11/17	W	21-6	at Buffalo	27,993
11/24	L	15-37	New York (AFL)	51,175
12/01	W	47-23	at Denver	35,312
12/08	L	3-40	Kansas City	51,174
12/15	L	27-34	Oakland	40,698

Team Statistics

	Chargers	Opponents
TOTAL FIRST DOWNS	270	225
Rushing	93	90
Passing	164	118
Penalty	13	17
Third Down: Made/Att.	0/0	0/0
Third Down Pct.	.000	.000
Fourth Down: Made/Att.	0/0	0/0
Fourth Down Pct.	.000	.000
TOTAL NET YARDS	5388	4333
Avg. Per Game	384.9	309.5
Total Plays	918	893
Avg. Per Play	5.9	4.9
NET YARDS RUSHING	1765	1641
Avg. Per Game	126.1	117.2
Total Rushes	428	439
NET YARDS PASSING	3623	2692
Avg. Per Game	258.8	192.3
Sacked/Yards Lost	18/190	24/204
Gross Yards	3813	2896
Attempts/Completions	472/225	430/217
Completion Pct.	47.7	50.5
Had Intercepted	33	20
PUNTS/AVERAGE	56/40.7	74/42.3
NET PUNTING AVG.	34.7	37.0
PENALTIES/YARDS	72/654	63/692
FUMBLES/BALL LOST	20/12	26/15
TOUCHDOWNS	45	36
Rushing	12	13
Passing	29	20
Returns	4	3
TIME OF POSSESSION	21:26	38:34

Score by Quarters

Chargers	Q1	Q2	Q3	Q4	OT	PTS.
Chargers	74	136	58	114	0	382
Opponents	59	106	78	67	0	310

Scoring

	TD	RU	PA	RT	PAT	FG	S	PTS.
Partee	0	0	0	0	40/43	22/32	0	106
Alworth	10	0	10	0	0/0	0/0	0	62
Garrison	10	0	10	0	0/0	0/0	0	60
MacKinnon	6	0	6	0	0/0	0/0	0	38
Smith	4	4	0	0	0/0	0/0	0	24
Frazier	3	0	3	0	0/0	0/0	0	18
Post	3	3	0	0	0/0	0/0	0	18
Beauchamp	2	0	0	2	0/0	0/0	0	12
Hadl	2	2	0	0	0/0	0/0	0	12
Hubbert	2	2	0	0	0/0	0/0	0	12
Duncan	1	0	1	0	0/0	0/0	0	6
Dyer	1	0	0	1	0/0	0/0	0	6
Foster	1	1	0	0	0/0	0/0	0	6
Chargers	45	12	29	4	40/43	22/32	1	382
Opponents	36	13	20	3	35/35	19/31	1	310

2-Pt. Conversions: Alworth, MacKinnon, **Chargers 2-2**, Opponents 0-1

Sacks: **Chargers 24.0**, Opponents 18.0

Passing	Att.	Comp.	Yds.	Comp.%	Yds./Att.	TD	TD%	Int.	Int.%	Long	Sack/Lost	Rating
Hadl	440	208	343	.473	7.89	27	.061	32	.073	84t	10/110	64.5
Brittenuum	17	9	125	.529	7.35	1	.059	1	.059	22	7/63	71.9
Foster	7	6	169	.857	24.14	0	.000	0	.000	50	0/0	118.8
Post	4	1	23	.250	5.75	0	.000	0	.000	23	1/17	51.0
Smith	3	0	0	.000	0.00	0	.000	0	.000	0	0/0	39.6
Allison	1	1	23	100.0	23.00	1	100.0	0	.000	23t	0/0	158.3
Chargers	472	225	3813	.477	8.08	29	.061	33	.070	84t	18/190	66.8
Opponents	430	217	2896	.505	6.73	20	.047	20	.047	87t	24/204	68.3

Rushing	No.	Yds.	Avg.	Long	TD
Post	151	758	5.0	62t	3
Smith	88	426	4.8	37t	4
Foster	109	394	3.6	22	1
Hubbert	28	119	4.3	21	2
Allison	23	31	1.3	6	0
Alworth	3	18	6.0	10	0
Hadl	23	14	0.6	9	2
Lowe TM	1	9	9.0	9	0
Brittenuum	2	-4	-2.0	0	0
Chargers	428	1765	4.1	62t	12
Opponents	439	1641	3.7	37	13

Receiving	No.	Yds.	Avg.	Long	TD
Alworth	68	1312	19.3	80t	10
Garrison	52	1103	21.2	84t	10
MacKinnon	33	646	19.6	62t	6
Foster	23	224	9.7	48	0
Post	18	165	9.2	23	0
Frazier	16	237	14.8	48t	3
Smith	7	71	10.1	24	0
Hubbert	5	41	8.2	10	0
Allison	2	22	11.0	12	0
Dyer	1	22	22.0	22	0
Chargers	225	3813	16.9	84t	29
Opponents	217	2896	13.3	87t	20

Interceptions	No.	Yds.	Avg.	Long	TD
Beauchamp	5	114	22.8	35t	2
Graham	5	87	17.4	42	0
Tolbert	2	42	21.0	22	0
Erlandson	2	22	11.0	16	0
Staggs	2	2	1.0	2	0
Allen	1	4	4.0	4	0
Duncan	1	4	4.0	4	0
Fetherston	1	0	0.0	0	0
Howard	1	0	0.0	0	0
Chargers	20	275	13.8	42	2
Opponents	33	534	16.2	75t	2

Punting	No.	Yds.	Avg.	Net	TB	I-20	Lg.	B
Partee	56	2281	40.7	34.7	6	0	60	0
Chargers	56	2281	40.7	34.7	6	0	60	0
Opponents	74	3182	42.3	37.0	5	0	68	0

Punt Returns	Ret.	FC	Yds.	Avg.	Lg.	TD
Duncan	18	5	206	11.4	95t	1
Graham	13	10	61	4.7	22	0
Smith	8	3	25	3.1	8	0
Allison	0	1	0	—	—	0
Chargers	39	19	292	7.9	95t	1
Opponents	21	10	220	10.5	82t	1

Kickoff Returns	Ret.	Yds.	Avg.	Long	TD
Duncan	25	586	23.4	53	0
Post	10	199	19.9	38	0
Allison	7	121	17.3	23	0
Baccaglio TM	2	0	0.0	0	0
Lincoln TM	2	37	18.5	27	0
Whitehead	2	81	40.5	63	0
Latzke	1	0	0.0	0	0
Smith	1	20	20.0	20	0
Speights	1	21	21.0	21	0
Chargers	51	1065	20.9	63	0
Opponents	60	1251	20.9	35	0

Field Goals	1-19	20-29	30-39	40-49	50+
Partee	4/4	8/10	6/10	4/7	0/1
Chargers	4/4	8/10	6/10	4/7	0/1
Opponents	5/5	8/9	5/10	1/7	0/0

Partee (46N, 39N, 42G) (35G, 23G, 48G) (36N, 28N, 21G) (50N) (47N, 39N, 24G, 27G, 27G) (37B, 18G, 27G) (19G, 36G) (23N, 33G, 23G) (32G, 33G) (1) (19G) (28G) (47N, 13G, 34G, 40G, 42G)



1967 FINAL STATISTICS

(8-5-1 Overall) Third AFL West - Sid Gillman
Home (5-2-1); Away (3-3)

Date	W/L	Score	Opponent	Att.
09/09	W	28-14	Boston	39,337
09/24	W	13-3	Houston	36,032
10/01	W	37-17	at Buffalo	39,310
10/08	T	31-31	Boston	23,620
10/15	W	45-31	Kansas City	45,355
10/22	W	38-21	at Denver	34,465
10/29	L	10-51	at Oakland	53,474
11/12	W	24-0	Miami	34,761
11/19	W	17-16	at Kansas City	46,738
11/23	W	24-20	Denver	34,586
12/03	L	21-41	Oakland	52,661
12/10	L	24-41	at Miami	23,007
12/16	L	17-24	at Houston	19,870
12/24	L	31-42	New York (AFL)	34,580

Team Statistics

	Chargers	Opponents
TOTAL FIRST DOWNS	259	251
Rushing	88	88
Passing	150	148
Penalty	21	15
Third Down: Made/Att.	0/0	0/0
Third Down Pct.	.000	.000
Fourth Down: Made/Att.	0/0	0/0
Fourth Down Pct.	.000	.000
TOTAL NET YARDS	5125	4705
Avg. Per Game	366.1	336.1
Total Plays	891	936
Avg. Per Play	5.8	5.0
NET YARDS RUSHING	1715	1553
Avg. Per Game	122.5	110.9
Total Rushes	417	441
NET YARDS PASSING	3410	3152
Avg. Per Game	243.6	225.1
Sacked/Yards Lost	11/107	31/303
Gross Yards	3517	3455
Attempts/Completions	463/230	464/230
Completion Pct.	49.7	49.6
Had Intercepted	24	13
PUNTS/AVERAGE	63/37.5	72/45.2
NET PUNTING AVG.	33.6	36.8
PENALTIES/YARDS	72/817	61/666
FUMBLES/BALL LOST	18/10	22/10
TOUCHDOWNS	45	44
Rushing	14	17
Passing	26	26
Returns	5	1
TIME OF POSSESSION	25:43	34:17

Score by Quarters

	Q1	Q2	Q3	Q4	OT	PTS.
Chargers	76	116	58	110	0	360
Opponents	87	99	93	73	0	352

Scoring

	TD	RU	PA	RT	PAT	FG	S	PTS.
Van Raaphorst	0	0	0	0	45/45	15/30	0	90
Frazier	10	0	10	0	0/0	0/0	0	60
Alworth	9	0	9	0	0/0	0/0	0	54
Post	8	7	1	0	0/0	0/0	0	48
Hubbert	4	2	2	0	0/0	0/0	0	24
Duncan	3	0	0	3	0/0	0/0	0	18
Hadl	3	3	0	0	0/0	0/0	0	18
Garrison	2	0	2	0	0/0	0/0	0	12
MacKinnon	2	0	2	0	0/0	0/0	0	12
Appleton	1	0	0	1	0/0	0/0	0	6
Graham	1	0	0	1	0/0	0/0	0	6
Lowe	1	1	0	0	0/0	0/0	0	6
Smith	1	1	0	0	0/0	0/0	0	6
Chargers	45	14	26	5	45/45	15/30	0	360
Opponents	44	17	26	1	44/44	14/27	1	352

2-Pt. Conversions: Chargers 0-0, Opponents 0-0

Sacks: Chargers 31.0, Opponents 11.0

Passing	Att.	Comp.	Yds.	Comp.%	Yds./Att.	TD	TD%	Int.	Int.%	7+T	Sack/Lost	Rating
Hadl	427	217	3365	508	7.88	24	.056	22	.052	72t	9/91	74.5
Stephenson	26	11	117	423	4.50	2	.077	2	.077	21	1/7	49.7
Post	6	1	9	1.67	1.50	0	.000	0	.000	9	1/9	39.6
Alworth	1	0	0	.000	0.00	0	.000	0	.000	0	0/0	39.6
Foster	1	0	0	.000	0.00	0	.000	0	.000	0	0/0	39.6
Lowe	1	1	26	100.0	26.00	0	.000	0	.000	26	0/0	118.8
Whitehead	1	0	0	.000	0.00	0	.000	0	.000	0	0/0	39.6
Chargers	463	230	3517	.497	7.60	26	.056	24	.052	72t	11/107	72.3
Opponents	464	230	3455	.496	7.45	26	.056	13	.028	75t	31/303	81.4

Rushing	No.	Yds.	Avg.	Long	TD
Post	161	663	4.1	67t	6
Hubbert	116	643	5.5	80t	2
Smith	22	115	5.2	16	1
Hadl	37	107	2.9	26	3
Foster	28	78	2.1	13	0
Lowe	28	71	2.5	21	1
Allison	10	34	3.4	26	0
Stephenson	2	11	5.5	7	0
Alworth	1	5	5.0	5	0
Garrison	1	1	1.0	1	0
Redman	1	-13	-13.0	-13	0
Chargers	417	1715	4.1	80t	14
Opponents	441	1553	3.5	52	17

Receiving	No.	Yds.	Avg.	Long	TD
Frazier	57	922	16.2	72t	10
Alworth	52	1010	19.4	71t	9
Garrison	44	772	17.5	62	2
Post	32	278	8.7	66t	1
Hubbert	19	214	11.3	49	2
Foster	9	46	5.1	11	0
MacKinnon	7	176	25.1	71	2
Newell	7	68	9.7	14	0
Lowe	2	25	12.5	13	0
Smith	1	6	6.0	6	0
Chargers	230	3517	15.3	72t	26
Opponents	230	3455	15.0	75t	26

Interceptions	No.	Yds.	Avg.	Long	TD
Beauchamp	3	44	14.7	28	0
Duncan	2	100	50.0	100t	1
Graham	2	76	38.0	68t	1
Redman	2	26	13.0	23	0
Allen	2	2	1.0	2	0
Erickson	1	17	17.0	17	0
Tolbert	1	9	9.0	9	0
Chargers	13	274	21.1	100t	2
Opponents	24	329	13.7	40t	1

Punting	No.	Yds.	Avg.	Net	TB	I-20	Lg.	B
Redman	58	2147	37.0	32.9	1	0	56	0
Cordill	3	145	48.3	46.0	0	0	52	0
Hadl	2	70	35.0	35.0	0	0	46	0
Chargers	63	2362	37.5	33.6	1	0	56	0
Opponents	72	3252	45.2	36.8	6	0	72	0

Punt Returns	Ret.	FC	Yds.	Avg.	Lg.	TD
Duncan	36	6	434	12.1	50	0
Graham	3	4	46	15.3	42	0
Smith	0	2	0	—	—	0
Chargers	39	12	480	12.3	50	0
Opponents	21	19	224	10.7	78	0

Kickoff Returns	Ret.	Yds.	Avg.	Long	TD
Tolbert	18	441	24.5	45	0
Post	15	371	24.7	50	0
Duncan	9	231	25.7	60	0
Lowe	8	145	18.1	29	0
Smith	3	51	17.0	19	0
Erickson	1	0	0.0	0	0
Chargers	54	1239	22.9	60	0
Opponents	63	1506	23.9	82	0

Field Goals	1-19	20-29	30-39	40-49	50+
Van Raaphorst	5/8	3/5	4/5	3/11	0/1
Chargers	5/8	3/5	4/5	3/11	0/1
Opponents	5/7	4/6	3/8	2/4	0/2
Van Raaphorst (42N, 50N, 45N) (14G, 42G, 38N) (32G, 30G, 13B, 25G) (32G, 49N) (15G, 43B, 17B, 13B) (41N, 30G) (49N, 29N, 40G) (46N, 42G) (12G) (24G, 45N, 22B) (1) (23G) (18G) (13G)					

1966 FINAL STATISTICS

(7-6-1 Overall) Third AFL West - Sid Gillman
Home (5-2); Away (2-4-1)

Date	W/L	Score	Opponent	Att.
09/04	W	24-7	Buffalo	27,572
09/10	W	24-0	Boston	29,539
09/25	W	29-20	at Oakland	37,183
10/02	W	44-10	Miami	26,444
10/08	L	16-17	at New York (AFL)	63,497
10/16	T	17-17	at Buffalo	45,169
10/23	L	17-35	at Boston	32,371
10/30	W	24-17	Denver	25,819
11/06	L	14-24	at Kansas City	40,986
11/13	L	19-41	Oakland	26,230
11/27	L	17-20	at Denver	24,860
12/04	W	28-22	at Houston	17,569
12/11	W	42-27	New York (AFL)	25,712
12/18	L	17-27	Kansas City	28,548

Team Statistics		Chargers	Opponents
TOTAL FIRST DOWNS			
Rushing		230	260
Passing		77	127
Penalty		137	116
Third Down: Made/Att.		16	17
Third Down Pct.		0/0	0/0
Fourth Down: Made/Att.		.000	.000
Fourth Down Pct.		0/0	0/0
TOTAL NET YARDS			
Avg. Per Game		455.3	455.8
Total Plays		325.2	325.6
Avg. Per Play		827	905
NET YARDS RUSHING			
Avg. Per Game		5.5	5.0
Total Rushes		1537	2403
Avg. Per Game		109.8	171.6
Total Rushes		361	497
NET YARDS PASSING			
Avg. Per Game		3016	2155
Sacked/Yards Lost		215.4	153.9
Gross Yards		32/331	26/231
Attempts/Completions		334/7	238/6
Completion Pct.		434/224	382/170
Had Intercepted		.516	.445
PUNTS/AVERAGE		66/37.0	52/43.0
NET PUNTING AVG.		34.5	35.3
PENALTIES/YARDS		68/667	60/527
FUMBLES/BALL LOST		17/7	17/8
TOUCHDOWNS		9	33
Rushing		4	19
Passing		29	13
Returns		3	1
TIME OF POSSESSION		30:00	30:00

Score by Quarters	Q1	Q2	Q3	Q4	OT	PTS.
Chargers	57	97	64	117	0	335
Opponents	60	91	50	83	0	284

Scoring	TD	RU	PA	RT	PAT	FG	S	PTS.
Van Raaphorst	0	0	0	0	39/40	16/31	0	87
Alworth	13	0	13	0	0/0	0/0	0	78
MacKinnon	6	0	6	0	0/0	0/0	0	36
Garrison	4	0	4	0	0/0	0/0	0	24
Foster	3	1	2	0	0/0	0/0	0	18
Lincoln	3	1	2	0	0/0	0/0	0	18
Low	3	3	0	0	0/0	0/0	0	18
Allison	2	2	0	0	0/0	0/0	0	12
Frazier	2	0	2	0	0/0	0/0	0	12
Hadl	2	2	0	0	0/0	0/0	0	12
Duncan	1	0	0	1	0/0	0/0	0	6
Graham	1	0	0	1	0/0	0/0	0	6
Redman	1	0	0	1	0/0	0/0	0	6
Chargers	41	9	29	3	39/40	16/31	1	335
Opponents	33	19	13	1	31/32	17/31	1	284

2-Pt. Conversions: Chargers 0-0, Opponents 1-1

Sacks: Chargers 26.0, Opponents 32.0

Passing	Att.	Comp.	Yds.	Comp.%	Yds./Att.	TD	TD%	Int.	Int.%	Long	Sack/Lost	Rating
Hadl	375	200	2846	.533	7.59	23	.061	14	.037	78t	0/0	82.0
Tensi	52	21	405	.404	7.79	5	.096	1	.019	63t	0/0	92.2
Lincoln	4	2	71	.500	17.75	1	.250	0	.000	36t	0/0	135.4
Low	3	1	25	.333	8.33	0	.000	0	.000	25	0/0	64.6
Chargers	434	224	3347	.516	7.71	29	.067	15	.035	78t	32/331	85.1
Opponents	382	170	2386	.445	6.25	13	.034	27	.071	68	26/231	47.1

Rushing	No.	Yds.	Avg.	Long	TD
Low	146	643	4.4	57	3
Foster	81	352	4.3	37	1
Lincoln	58	214	3.7	23	1
Allison	31	213	6.9	61t	2
Hadl	38	95	2.5	21	2
Redman	2	14	7.0	32	0
Alworth	3	10	3.3	4	0
Tensi	1	-1	-1.0	-1	0
Garrison	1	-3	-3.0	-3	0
Chargers	361	1537	4.3	61t	9
Opponents	497	2403	4.8	64	19

Receiving	No.	Yds.	Avg.	Long	TD
Alworth	73	1383	18.9	78t	13
Garrison	46	642	14.0	36	4
MacKinnon	26	477	18.3	46	6
Foster	26	260	10.0	63t	2
Lincoln	14	264	18.9	67t	2
Allison	12	99	8.3	20	0
Low	12	41	3.4	11	0
Frazier	9	144	16.0	30t	2
Norton	4	50	12.5	18	0
Hadl	2	-13	-6.5	4	0
Chargers	224	3347	14.9	78t	29
Opponents	170	2386	14.0	68	13

Interceptions	No.	Yds.	Avg.	Long	TD
Duncan	7	67	9.6	31	0
Graham	5	70	14.0	32t	1
Farr	3	68	22.7	35	0
Matsos TM	1	6	6.0	6	0
Whitehead	2	89	44.5	61	0
Beauchamp	2	24	12.0	21	0
Redman	2	7	3.5	7	0
Milks	1	13	13.0	13	0
Allen	1	8	8.0	8	0
Degen	1	7	7.0	7	0
Kindig	1	0	0.0	0	0
Tolbert	1	0	0.0	0	0
Chargers	27	359	13.3	61	1
Opponents	15	278	18.5	41	0

Punting	No.	Yds.	Avg.	Net	TB	I-20	Lg.	B
Redman	66	2442	37.0	34.5	4	0	55	0
Chargers	66	2442	37.0	34.5	4	0	55	0
Opponents	52	2235	43.0	35.3	7	0	60	0

Punt Returns	Ret.	FC	Yds.	Avg.	Lg.	TD
Duncan	18	4	238	13.2	81t	1
Graham	2	4	15	7.5	12	0
Plump	1	0	4	4.0	4	0
Chargers	21	8	257	12.2	81t	1
Opponents	16	16	84	5.3	33	0

Kickoff Returns	Ret.	Yds.	Avg.	Long	TD
Duncan	25	642	25.7	50	0
Plump	15	345	23.0	35	0
Low	7	167	23.9	54	0
Beauchamp	4	64	16.0	25	0
Farr	2	54	27.0	35	0
Gruneisen	1	0	0.0	0	0
Whitmyer	1	10	10.0	10	0
Chargers	55	1282	23.3	54	0
Opponents	66	1387	21.0	53	0

Field Goals	1-19	20-29	30-39	40-49	50+
Van Raaphorst	7/8	3/8	4/7	2/7	0/1
Chargers	7/8	3/8	4/7	2/7	0/1
Opponents	3/3	5/8	5/7	2/10	2/3

Van Raaphorst (30G, 10G) (10G, 40N) (13G, 20G) (9G) (14G, 17G, 42G, 50N, 40N, 30N, 21N) (31G, 42N) (25N, 43G) (31N, 26G) (1) (38G, 45N, 39G, 19B) (21N, 10G, 22N) (33N) (45N) (26G, 26N)





1965 FINAL STATISTICS

YEAR-BY-YEAR STATS

(9-2-3 Overall) First AFL West - Sid Gillman
Home (4-1-2); Away (5-1-1); Postseason (0-1)

Date	W/L	Score	Opponent	Att.
09/11	W	34-31	Denver	27,022
09/19	W	17-6	at Oakland	21,406
09/26	T	10-10	Kansas City	28,126
10/03	W	31-14	Houston	28,190
10/10	W	34-3	at Buffalo	45,260
10/17	T	13-13	at Boston	20,924
10/23	W	34-9	at New York (AFL)	60,679
10/31	L	6-22	Boston	33,366
11/07	W	35-21	at Denver	33,073
11/14	L	7-31	at Kansas City	21,968
11/25	T	20-20	Buffalo	27,473
12/04	W	38-7	New York (AFL)	32,169
12/12	W	37-26	at Houston	24,120
12/19	W	24-14	Oakland	26,056

AFL Championship Game				
12/26	L	0-23	Buffalo	30,361

Team Statistics	Chargers	Opponents
TOTAL FIRST DOWNS	268	188
Rushing	127	54
Passing	127	117
Penalty	14	17
Third Down: Made/Att.	0/0	0/0
Third Down Pct.	.000	.000
Fourth Down: Made/Att.	0/0	0/0
Fourth Down Pct.	.000	.000
TOTAL NET YARDS	5156	3268
Avg. Per Game	368.3	233.4
Total Plays	908	815
Avg. Per Play	5.7	4.0
NET YARDS RUSHING	2083	1094
Avg. Per Game	148.8	78.1
Total Rushes	482	306
NET YARDS PASSING	3103	2174
Avg. Per Game	221.6	155.3
Sacked/Yards Lost	27/276	38/312
Gross Yards	3379	2486
Attempts/Completions	401/203	471/207
Completion Pct.	.506	.439
Had Intercepted	26	28
PUNTS/AVERAGE	70/40.0	80/43.2
NET PUNTING AVG.	35.7	36.9
PENALTIES/YARDS	84/929	62/665
FUMBLES/BALL LOST	20/12	18/10
TOUCHDOWNS	41	25
Rushing	12	7
Passing	23	17
Returns	6	1
TIME OF POSSESSION	30:00	30:00

Score by Quarters	Q1	Q2	Q3	Q4	OT	PTS.
Chargers	20	136	76	108	0	340
Opponents	55	57	44	71	0	227

Scoring	TD	RU	PA	RT	PAT	FG	S	PTS.
Travenio	0	0	0	0	40/40	18/31	0	94
Alworth	14	0	14	0	0/0	0/0	0	84
Lowe	8	6	1	1	0/0	0/0	0	48
Lincoln	7	3	4	0	0/0	0/0	0	42
Duncan	2	0	0	2	0/0	0/0	0	12
Foster	2	2	0	0	0/0	0/0	0	12
Kocourek	2	0	2	0	0/0	0/0	0	12
Norton	2	0	2	0	0/0	0/0	0	12
Faison	1	0	0	1	0/0	0/0	0	6
Graham	1	0	0	1	0/0	0/0	0	6
Hadl	1	1	0	0	0/0	0/0	0	6
Whitehead	1	0	0	1	0/0	0/0	0	6
Chargers	41	12	23	6	40/40	18/31	0	340
Opponents	25	7	17	1	25/25	16/34	2	227

2-Pt. Conversions: Chargers 0-1, Opponents 0-0

Sacks: Chargers 38.0, Opponents 27.0

Passing	Att.	Comp.	Yds.	Comp.%	Yds./Att.
Hadl	348	174	2798	.500	8.04
Breaux	43	22	404	.512	9.40
Lowe	4	3	81	.750	20.10
Foster	3	2	31	.667	10.33
Lincoln	3	2	65	.667	21.67
Chargers	401	203	3379	.506	8.43
Opponents	471	207	2486	.439	5.28

Rushing	No.	Yds.	Avg.	Long	TD
Lowe	222	1121	5.0	59t	6
Foster	121	469	3.9	22	2
Lincoln	74	302	4.1	24	3
Allison	28	98	3.5	17	0
Hadl	28	91	3.3	23	1
MacKinnon	3	17	5.7	9	0
Sweeney	0	8	—	8	0
Breaux	1	-1	-1.0	-1	0
Norton	1	-5	-5.0	-5	0
Shea	1	-5	-5.0	-5	0
Alworth	3	-12	-4.0	-1	0
Chargers	482	2083	4.3	59t	12
Opponents	306	1094	3.6	59t	7

Receiving	No.	Yds.	Avg.	Long	TD
Alworth	69	1602	23.2	85t	14
Norton	34	485	14.3	61	2
Kocourek	28	363	13.0	29	2
Lincoln	23	376	16.3	66t	4
Lowe	17	126	7.4	45t	1
Foster	17	199	11.7	23	0
Allison	8	109	13.6	44	0
MacKinnon	6	106	17.7	38	0
Taylor	1	13	13.0	13	0
Chargers	203	3379	16.6	85t	23
Opponents	207	2472	11.9	73t	17

Interceptions	No.	Yds.	Avg.	Long	TD
Whitehead	7	127	18.1	35t	1
Graham	5	108	21.6	51t	1
Warren	5	43	8.6	26	0
Duncan	4	30	7.5	26	0
Degen	2	6	3.0	6	0
Westmoreland	1	28	28.0	28	0
Faison	1	24	24.0	24t	1
Redman	1	11	11.0	11	0
Allen	1	0	0.0	0	0
D. Harris	1	0	0.0	0	0
Chargers	28	377	13.5	51t	3
Opponents	26	451	17.3	65t	1

Punting	No.	Yds.	Avg.	Net	TB	I-20	Lg.	B
Hadl	38	1544	40.6	33.9	3	0	65	0
Redman	29	1145	39.5	37.9	0	0	59	0
Allison	2	72	36.0	36.0	0	0	39	0
Whitehead	1	40	40.0	40.0	0	0	40	0
Chargers	70	2801	40.0	35.7	3	0	65	0
Opponents	80	3452	43.2	36.9	0	0	70	1

Punt Returns	Ret.	FC	Yds.	Avg.	Lg.	TD
Duncan	30	0	464	15.5	66t	2
Graham	5	0	36	7.2	12	0
D. Harris	3	0	8	2.7	7	0
Chargers	38	0	508	13.4	66t	2
Opponents	27	0	242	9.0	30	0

Kickoff Returns	Ret.	Yds.	Avg.	Long	TD
Duncan	26	612	23.5	39	0
Farr TM	7	123	17.6	24	0
Foster	5	108	21.6	36	0
Allison	4	80	20.0	24	0
Carson TM	3	44	14.7	21	0
Lincoln	2	46	23.0	27	0
D. Harris	1	15	15.0	15	0
Kirner	1	0	0.0	0	0
MacKinnon	1	0	0.0	0	0
Chargers	50	1028	20.6	39	0
Opponents	64	1418	22.2	69	0

Field Goals	1-19	20-29	30-39	40-49	50+
Travenio	10/12	4/6	3/5	1/7	0/1
Chargers	10/12	4/6	3/5	1/7	0/1
Opponents	3/7	5/6	5/10	3/4	0/7

Travenio (32G, 25G, 43N) (0N, 29G) (41N, 19G) (13G, 27N) (22B, 15G, 19G) (40G, 42N, 10G, 41N) (20G, 41N, 19G) (49N, 42N) (37B) () (37N, 9G, 14G) (26G) (32G, 12G, 32G) (50N, 15G)

TD	TD%	Int.	Int.%	Long	Sack/Lost	Rating	
20	.057	21	.060	85t	0/0	71.3	
2	.047	4	.093	66t	0/0	60.6	
0	.000	0	.000	42	0/0	116.7	
0	.000	0	.000	21	0/0	100.7	
1	.333	1	.333	34t	0/0	109.7	
Chargers	23	.057	26	.065	85t	27/276	71.5
Opponents	17	.036	28	.059	73t	38/312	48.0

1964 FINAL STATISTICS

(8-5-1 Overall) First AFL West - Sid Gillman
Home (4-3); Away (4-2-1); Postseason (0-1)

Date	W/L	Score	Opponent	Att.
09/12	W	27-21	Houston	22,632
09/20	L	28-33	Boston	20,568
09/26	L	3-30	at Buffalo	40,167
10/03	T	17-17	at New York (AFL)	47,746
10/09	W	26-17	at Boston	35,095
10/18	W	42-14	Denver	23,332
10/25	W	20-17	at Houston	21,671
11/01	W	31-17	Oakland	25,557
11/08	W	31-20	at Denver	19,670
11/15	W	28-14	at Kansas City	19,792
11/26	L	24-27	Buffalo	31,860
12/06	W	38-3	New York (AFL)	25,753
12/13	L	6-49	Kansas City	26,562
12/20	L	20-21	at Oakland	20,124
AFL Championship Game				
12/26	L	7-20	at Buffalo	40,242

Team Statistics	Chargers	Opponents
TOTAL FIRST DOWNS	250	244
Rushing	85	78
Passing	153	146
Penalty	12	20
Third Down: Made/Att.	0/0	0/0
Third Down Pct.	.000	.000
Fourth Down: Made/Att.	0/0	0/0
Fourth Down Pct.	.000	.000
TOTAL NET YARDS	4706	4040
Avg. Per Game	336.1	288.6
Total Plays	857	921
Avg. Per Play	5.5	4.4
NET YARDS RUSHING	1564	1522
Avg. Per Game	111.7	108.7
Total Rushes	390	399
NET YARDS PASSING	3142	2518
Avg. Per Game	224.4	179.9
Sacked/Yards Lost	22/221	38/408
Gross Yards	3363	2926
Attempts/Completions	445/224	484/240
Completion Pct.	.503	.496
Had Intercepted	30	30
PUNTS/AVERAGE	63/39.3	62/43.0
NET PUNTING AVG.	31.1	37.1
PENALTIES/YARDS	88/709	55/528
FUMBLES/BALL LOST	30/15	32/14
TOUCHDOWNS	44	36
Rushing	14	10
Passing	28	22
Returns	2	4
TIME OF POSSESSION	30:00	30:00

Score by Quarters	Q1	Q2	Q3	Q4	OT	PTS.
Chargers	61	116	81	83	0	341
Opponents	48	98	52	102	0	300

Scoring	TD	RU	PA	RT	PAT	FG	S	PTS.
Alworth	15	2	13	0	0/0	0	0	90
Lincoln	6	4	2	0	16/17	5/12	0	67
Norton	6	0	6	0	0/0	0/0	0	36
Kocourek	5	0	5	0	0/0	0/0	0	30
Lowe	5	3	2	0	0/0	0/0	0	30
Travenio	0	0	0	0	10/12	2/5	0	16
Agajanian	0	0	0	0	8/8	2/4	0	14
Blair	0	0	0	0	5/6	3/5	0	14
McDougall	2	2	0	0	0/0	0/0	0	14
MacKinnon	2	2	0	0	0/0	0/0	0	12
Faison	1	0	0	1	0/0	0/0	0	6
Hadl	1	1	0	0	0/0	0/0	0	6
Schmidt	1	0	0	1	0/0	0/0	0	6
Chargers	44	14	28	2	39/43	12/26	0	341
Opponents	36	10	22	4	32/33	14/31	2	300

2-Pt. Conversions: McDougall, Chargers 1-1, Opponents 3-3

Sacks: Chargers 38.0, Opponents 22.0

Rushing	No.	Yds.	Avg.	Long	TD
Lincoln	155	632	4.1	25	4
Lowe	130	496	3.8	50t	3
MacKinnon	24	124	5.2	48	2
Kinderman	24	111	4.6	22	0
McDougall	23	73	3.2	24	2
Hadl	20	70	3.5	20	1
Alworth	3	60	20.0	35t	2
Robinson	1	10	10.0	10	0
Rote	10	-12	-1.2	9	0
Chargers	390	1564	4.0	50t	14
Opponents	399	1522	3.8	38	10

Receiving	No.	Yds.	Avg.	Long	TD
Alworth	61	1235	20.2	82t	13
Norton	49	669	13.7	58	6
Lincoln	34	302	8.9	37	2
Kocourek	33	593	18.0	49	5
Lowe	14	182	13.0	41t	2
MacKinnon	10	177	17.7	37	0
Robinson	10	93	9.3	21	0
McDougall	8	106	13.3	24	0
Kinderman	3	21	7.0	18	0
Whitehead	1	-4	-4.0	-4	0
Rote	1	-11	-11.0	-11	0
Chargers	224	3363	15.0	82t	28
Opponents	240	2926	12.2	68t	22

Interceptions	No.	Yds.	Avg.	Long	TD
Westmoreland	6	51	8.5	38	0
Allen	4	75	18.8	33	0
Graham	4	24	6.0	9	0
D. Harris	3	82	27.3	44	0
Whitehead	3	43	14.3	33	0
McNeil	2	30	15.0	17	0
Warren	2	28	14.0	28	0
Schmidt	1	58	58.0	58t	1
Faison	1	42	42.0	42t	1
R. Carpenter	1	29	29.0	29	0
Buncom	1	11	11.0	11	0
Petrich	1	11	11.0	11	0
Duncan	1	3	3.0	3	0
Chargers	30	487	16.2	58t	2
Opponents	30	378	12.6	75t	1

Punting	No.	Yds.	Avg.	Net	TB	I-20	Lg.	B
Hadl	62	2447	39.5	31.1	5	0	71	0
Whitehead	1	30	30.0	30.0	0	0	30	0
Chargers	63	2477	39.3	31.1	5	0	71	0
Opponents	62	2663	43.0	37.1	4	0	61	0

Punt Returns	Ret.	FC	Yds.	Avg.	Lg.	TD
Alworth	18	0	189	10.5	43	0
Robinson	7	0	41	5.9	24	0
Duncan	4	0	19	4.8	9	0
Graham	2	0	24	12.0	17	0
Westmoreland	2	0	10	5.0	6	0
Warren	1	0	0	0.0	0	0
Chargers	34	8	283	8.3	43	0
Opponents	32	10	416	13.0	58	1

Kickoff Returns	Ret.	Yds.	Avg.	Long	TD
Westmoreland	18	360	20.0	43	0
Warren	13	353	27.2	54	0
Duncan	9	318	35.3	91	0
Graham	7	172	24.6	34	0
Robinson	3	70	23.3	26	0
R. Carpenter	1	15	15.0	15	0
Norton	1	0	0.0	0	0
Wright	1	0	0.0	0	0
Chargers	53	1288	24.3	91	0
Opponents	66	1564	23.7	46	0

Field Goals	1-19	20-29	30-39	40-49	50+
Lincoln	2/4	1/3	1/3	1/4	0/0
Blair	2/2	0/1	1/2	0/0	0/0
Travenio	2/2	0/1	0/0	0/1	0/1
Agajanian	1/1	0/0	1/1	0/2	0/1
Chargers	7/9	1/5	3/4	1/7	0/1
Opponents	1/1	2/9	8/10	3/9	0/2

Lincoln (111)(1)47G, 27B, 40B(1)(1)43B(1)(1)68B (27G)(19G, 16N)(1)24N, 40N, 17G, 33G)

Blair (31N)(26N, 30G, 12G)(12G)(11)(11)(11)(11)(11)

Travenio (11)(1)52N, 16G, 17G(1)42N, 21N(1)(1)(1)(1)

Agajanian (1)(1)(1)(1)(1)40B, 47N, 32G(15G)(1)(1)(1)

Passing	Att.	Comp.	Yds.	Comp.%	Yds./Att.	TD	TD%	Int.	Int.%	Long	Sack/Lost	Rating
Hadl	274	147	2157	.536	7.87	18	.066	15	.055	76t	11/124	78.7
Rote	163	74	1136	.454	7.09	9	.055	15	.092	82t	11/97	49.5
Lincoln	4	2	61	.500	15.25	1	.250	0	.000	53t	0/0	135.4
Lowe	2	0	0	.000	0.00	0	.000	0	.000	0	0/0	39.6
Alworth	1	1	-11	100.0	-11.00	0	.000	0	.000	-11	0/0	79.2
Kinderman	1	0	0	.000	0.00	0	.000	0	.000	0	0/0	39.6
Chargers	445	224	3363	.503	7.56	28	.063	30	.067	82t	22/221	68.4
Opponents	484	240	2926	.496	6.05	22	.045	30	.062	68t	38/408	57.9





1963 FINAL STATISTICS

(11-3 Overall) First AFL West - Sid Gillman Home (6-1); Away (5-2); Postseason (1-0)

Date	W/L	Score	Opponent	Att.
09/08	W	14-10	Buffalo	22,344
09/14	W	17-13	Boston	26,097
09/29	W	24-10	at Denver	22,654
10/06	L	34-50	at Kansas City	18,428
10/13	W	24-20	New York (AFL)	27,189
10/20	W	38-17	at Kansas City	30,107
10/27	L	33-34	Oakland	30,182
11/02	W	53-7	at New York (AFL)	18,336
11/10	W	7-6	at Boston	28,402
11/17	W	23-13	at Buffalo	38,592
12/01	W	27-0	Houston	31,713
12/08	L	27-41	at Oakland	20,249
12/15	W	20-14	at Houston	18,540
12/22	W	58-20	Denver	31,312
AFL Championship Game				
01/05	W	51-10	Boston	30,127

Team Statistics	Chargers	Opponents
TOTAL FIRST DOWNS	252	241
Rushing	112	85
Passing	124	135
Penalty	16	21
Third Down: Made/Att.	0/0	0/0
Third Down Pct.	.000	.000
Fourth Down: Made/Att.	0/0	0/0
Fourth Down Pct.	.000	.000
TOTAL NET YARDS	5153	4161
Avg. Per Game	368.1	297.2
Total Plays	773	881
Avg. Per Play	6.7	4.7
NET YARDS RUSHING	2203	1468
Avg. Per Game	157.4	104.9
Total Rushes	396	378
NET YARDS PASSING	2950	2693
Avg. Per Game	210.7	192.4
Sacked/Yards Lost	20/188	31/283
Gross Yards	3138	2976
Attempts/Completions	357/202	472/231
Completion Pct.	.566	.489
Had Intercepted	24	29
PUNTS/AVERAGE	60/38.6	50/43.7
NET PUNTING AVG.	35.2	38.5
PENALTIES/YARDS	77/773	69/771
FUMBLES/BALL LOST	16/12	22/17
TOUCHDOWNS	50	28
Rushing	20	10
Passing	28	17
Returns	2	1
TIME OF POSSESSION	30:00	30:00

Score by Quarters	Q1	Q2	Q3	Q4	OT	PTS.
Chargers	81	128	85	105	0	399
Opponents	37	68	44	106	0	255

Scoring	TD	RU	PA	RT	PAT	FG	S	PTS.
Blair	0	0	0	0	44/47	17/28	0	95
Alworth	11	0	11	0	0/0	0/0	0	66
Lowe	10	8	2	0	0/0	0/0	0	60
Lincoln	8	5	3	0	0/0	0/0	0	48
Kocourek	5	0	5	0	0/0	0/0	0	32
B. Jackson	4	4	0	0	0/0	0/0	0	24
MacKinnon	4	0	4	0	0/0	0/0	0	24
Robinson	2	0	2	0	0/0	0/0	0	12
Rote	2	2	0	0	0/0	0/0	0	12
Allen	1	0	0	1	0/0	0/0	0	6
D. Harris	1	0	0	1	0/0	0/0	0	6
McDougall	1	1	0	0	0/0	0/0	0	6
Norton	1	0	1	0	0/0	0/0	0	2
Faison	0	0	0	0	0/0	0/0	0	2
Chargers	50	20	28	2	44/47	17/28	0	399
Opponents	28	10	17	1	27/27	20/37	0	255

2-Pt. Conversions: Faison, Kocourek, **Chargers 2-2.**
Opponents 0-1

Sacks: Chargers 31.0, Opponents 20.0

Passing	Att.	Comp.	Yds.	Comp.%	Yds./Att.	TD	TD%	Int.	Int.%	Long	Sack/Loss	Rating
Rote	286	170	2510	.594	8.78	20	.070	17	.059	85t	0/0	86.7
Hadl	64	28	502	.438	7.84	6	.094	6	.094	69t	0/0	63.4
Lowe	4	2	100	.500	25.00	1	.250	1	.250	71t	0/0	95.8
Lincoln	1	0	0	.000	0.00	0	.000	0	.000	0	0/0	39.6
McDougall	1	1	11	100.0	11.00	1	100.0	0	.000	11t	0/0	152.1
Norton	1	1	15	100.0	15.00	0	.000	0	.000	15t	0/0	118.8
Chargers	357	202	3138	.566	8.79	28	.078	24	.067	85t	20/188	84.0
Opponents	472	231	2976	.489	6.31	17	.036	29	.061	73t	31/283	55.5

Rushing	No.	Yds.	Avg.	Long	TD
Lowe	177	1010	5.7	66t	8
Lincoln	128	826	6.5	76t	5
McDougall	39	201	5.2	22	1
B. Jackson	18	64	3.6	14t	4
Rote	24	62	2.6	15	2
Hadl	8	26	3.3	33	0
Alworth	2	14	7.0	21	0
Chargers	396	2203	5.6	76t	20
Opponents	378	1468	3.9	41	10

Receiving	No.	Yds.	Avg.	Long	TD
Alworth	61	1205	19.8	85t	11
Lowe	26	191	7.3	31t	2
Lincoln	24	325	13.5	39t	3
Kocourek	23	359	15.6	35t	5
Norton	21	281	13.4	36	1
Robinson	18	315	17.5	71t	2
MacKinnon	11	262	23.8	69t	4
McDougall	10	115	11.5	26	0
B. Jackson	8	85	10.6	26	0
Chargers	202	3138	15.5	85t	28
Opponents	231	2976	12.9	73t	17

Interceptions	No.	Yds.	Avg.	Long	TD
D. Harris	8	83	10.4	22t	1
Allen	5	37	7.4	26	0
Maguire	4	47	11.8	38	0
McNeil	4	23	5.8	21	0
Mitinger	3	26	8.7	18	0
Karas	2	30	15.0	30	0
Blair	1	40	40.0	40	0
Glick	1	13	13.0	13	0
Whitehead	1	0	0.0	0	0
Chargers	29	299	10.3	40	1
Opponents	24	357	14.9	48	1

Punting	No.	Yds.	Avg.	Net	TB	I-20	Lg.	B
Maguire	58	2241	38.6	35.6	0	0	60	0
Hadl	2	75	37.5	37.5	0	0	38	0
Chargers	60	2316	38.6	35.2	0	0	60	0
Opponents	50	2185	43.7	38.5	0	0	72	1

Punt Returns	Ret.	Yds.	Avg.	Lg.	TD	
Alworth	11	0	120	10.9	61	0
Lincoln	7	0	98	14.0	47	0
D. Harris	4	0	43	10.8	23	0
Chargers	22	0	261	11.9	61	0
Opponents	22	0	204	9.3	28	0

Kickoff Returns	Ret.	Yds.	Avg.	Long	TD
Lincoln	17	439	25.8	44	0
Alworth	10	216	21.6	34	0
Westmoreland	10	204	20.4	26	0
Lowe	5	132	26.4	41	0
McDougall	3	77	25.7	26	0
D. Harris	2	34	17.0	27	0
Robinson	2	27	13.5	20	0
B. Jackson	1	16	16.0	16	0
Maguire	5	1	5	5	0
Sweeney	1	18	18.0	18	0
Chargers	52	1168	22.5	44	0
Opponents	76	1715	22.6	71	0

Field Goals	1-19	20-29	30-39	40-49	50+
Blair	5/15	6/6	4/4	2/3	0/0
Chargers	5/15	6/6	4/4	2/3	0/0
Opponents	5/19	4/4	9/11	2/3	0/0

Blair (ON, ON) (30N, 31G) (34N, 38G) (1) (28G, 26N) (29G, 39N) (23G, 36G) (18G) (12N, 48N) (39G, 47N, 15G, 41G) (42G, 20G) (45N) (22G, 43N, 10G) (17G, 28G, 13G)

1962 FINAL STATISTICS

(4-10 Overall) Third AFL West - Sid Gillman
Home (3-4); Away (1-6)

Date	W/L	Score	Opponent	Att.
09/07	L	21-30	at Denver	28,000
09/16	W	40-14	New York (AFL)	22,003
09/23	L	17-42	Houston	28,061
09/30	W	42-33	at Oakland	13,000
10/07	W	38-28	Dallas (AFL)	23,092
10/13	L	10-35	at Buffalo	20,074
10/19	L	20-24	at Boston	20,888
10/28	L	3-23	at New York (AFL)	21,467
11/04	L	20-23	Denver	20,827
11/11	L	20-40	Buffalo	22,204
11/25	L	27-33	at Houston	28,235
12/02	W	31-21	Oakland	17,874
12/09	L	14-20	Boston	19,887
12/16	L	17-26	at Dallas (AFL)	18,384

Team Statistics

	Chargers	Opponents
TOTAL FIRST DOWNS	217	248
Rushing	82	105
Passing	113	120
Penalty	22	23
Third Down: Made/Att.	0/0	0/0
Third Down Pct.	.000	.000
Fourth Down: Made/Att.	0/0	0/0
Fourth Down Pct.	.000	.000
TOTAL NET YARDS	4106	4518
Avg. Per Game	293.3	322.7
Total Plays	853	880
Avg. Per Play	4.8	5.1
NET YARDS RUSHING	1672	1903
Avg. Per Game	119.4	135.9
Total Rushes	409	437
NET YARDS PASSING	2434	2615
Avg. Per Game	173.9	186.8
Sacked/Yards Lost	28/252	41/311
Gross Yards	2686	2926
Attempts/Completions	416/168	402/196
Completion Pct.	.404	.488
Had Intercepted	34	29
PUNTS/AVERAGE	79/41.6	68/40.7
NET PUNTING AVG.	38.7	36.6
PENALTIES/YARDS	88/768	65/709
FUMBLES/BALL LOST	24/14	30/13
TOUCHDOWNS	38	48
Rushing	13	16
Passing	23	29
Returns	2	3
TIME OF POSSESSION	30:00	30:00

Score by Quarters

Chargers	Q1	Q2	Q3	Q4	OT	PTS.
Chargers	75	102	66	71	0	314
Opponents	75	128	81	108	0	392

Scoring

	TD	RU	PA	RT	PAT	FG	S	PTS.
Blair	0	0	0	0	31/34	17/20	0	82
B. Jackson	7	5	2	0	0/0	0/0	0	42
Norton	7	0	7	0	0/0	0/0	0	42
Kocourek	4	0	4	0	0/0	0/0	0	26
Lincoln	4	2	1	1	0/0	0/0	0	24
Alworth	3	0	3	0	0/0	0/0	0	18
McDougall	3	3	0	0	0/0	0/0	0	18
Robinson	3	0	3	0	0/0	0/0	0	18
MacKinnon	2	0	2	0	0/0	0/0	0	12
Braxton	1	1	0	0	0/0	0/0	0	8
Carolan	1	0	1	0	0/0	0/0	0	6
Gibson	1	0	0	1	0/0	0/0	0	6
Hadl	1	1	0	0	0/0	0/0	0	6
Kemp TM	1	1	0	0	0/0	0/0	0	6
Chargers	38	13	23	2	31/34	17/20	0	314
Opponents	48	16	29	3	41/44	17/31	2	392

2-Pt. Conversions: Braxton, Kocourek, **Chargers 2-3**. Opponents 4-4

Sacks: **Chargers 41.0**. Opponents 28.0

Passing	Att.	Comp.	Yds.	Comp.%	Yds./Att.
Blair	260	107	1632	.412	6.28
Wood TM	97	41	655	.423	6.75
Kemp TM	45	13	292	.289	6.49
Keckin	9	5	64	.556	7.11
Lincoln	5	2	43	.400	8.60
Chargers	416	168	1686	.404	6.46
Opponents	402	196	2926	.488	7.28

Rushing	No.	Yds.	Avg.	Long	TD
Lincoln	117	574	4.9	86t	2
B. Jackson	106	411	3.9	19	5
MacKinnon	55	224	4.1	24	0
McDougall	43	197	4.6	24t	3
Hadl	40	139	3.5	18	1
Braxton	17	35	2.1	15	1
Kemp TM	8	28	3.5	19	1
Alworth	1	17	17.0	17	0
Coan	12	10	0.8	8	0
Robinson	2	10	5.0	7	0
Gillett	2	8	4.0	5	0
Keckin	1	3	3.0	3	0
Wood TM	1	0	0.0	0	0
Chargers	409	1672	4.1	86t	13
Opponents	437	1903	4.4	52	16

Receiving	No.	Yds.	Avg.	Long	TD
Norton	48	771	16.1	47	7
Kocourek	39	688	17.6	45	4
Robinson	21	391	18.6	72t	3
Lincoln	16	214	13.4	29	1
B. Jackson	13	136	10.5	33	2
Alworth	10	226	22.6	67t	3
MacKinnon	9	125	13.9	32t	2
McDougall	4	27	6.8	10	0
Braxton	4	17	4.3	10	0
Carolan	3	39	13.0	18	1
Coan	1	52	52.0	52	0
Chargers	168	2686	16.0	72t	23
Opponents	196	2926	14.9	98t	29

Interceptions	No.	Yds.	Avg.	Long	TD
Gibson	8	85	10.6	37t	1
D. Harris	5	52	10.4	36	0
Buncum	4	49	12.3	26	0
Bethune	3	6	2.0	4	0
Blair	2	36	18.0	19	0
Karas	2	8	4.0	8	0
McNeil	1	36	36.0	36	0
Faison	1	30	30.0	30	0
Whitehead	1	18	18.0	18	0
Maguire	1	13	13.0	13	0
Allen	1	7	7.0	7	0
Chargers	29	340	11.7	37t	1
Opponents	34	508	14.9	91t	1

Punting	No.	Yds.	Avg.	Net	TB	I-20	Lg.	B
Maguire	79	3289	41.6	38.7	0	0	66	0
Chargers	79	3289	41.6	38.7	0	0	66	0
Opponents	68	2768	40.7	36.6	0	0	64	0

Punt Returns	Ret.	FC	Yds.	Avg.	Lg.	TD
Lincoln	11	0	94	8.5	17	0
Gibson	10	0	89	8.9	27	0
D. Harris	7	0	95	13.6	34	0
Braxton	1	0	0	0.0	0	0
Chargers	29	0	278	9.6	34	0
Opponents	26	0	229	8.8	73t	1

Kickoff Returns	Ret.	Yds.	Avg.	Long	TD
Robinson	32	748	23.4	57	0
Lincoln	14	398	28.4	103t	1
Bethune	12	251	20.9	27	0
McDougall	3	71	23.7	28	0
Coan	2	31	15.5	28	0
Gibson	2	55	27.5	39	0
B. Jackson	1	16	16.0	16	0
Klotz TM	1	15	15.0	15	0
Chargers	67	1585	23.7	103t	1
Opponents	56	1231	22.0	87t	1

Field Goals	1-19	20-29	30-39	40-49	50+
Blair	5/7	5/5	2/2	2/2	0/0
Chargers	5/7	5/5	2/2	5/6	0/0
Opponents	8/16	2/4	4/5	2/4	1/2

Blair (4-2B) (4-4G, 30G) (29G) (1) (10G, 27G) (27G) (4-3G, 27G) (4-3N, 43G) (27G, 15G) (1) (11N, 17G, 11G) (12G) (4-2G, 4-2G) (35G)

TD	TD%	Int.	Int. %	Long	Sack/Lost	Rating
29	.072	29	.072	98t	41/311	67.0





1961 FINAL STATISTICS

(12-2 Overall) First AFL West - Sid Gillman Home (6-1); Away (6-1); Postseason (0-1)

Date	W/L	Score	Opponent	Att.
09/10	W	26-10	at Dallas (AFL)	24,500
09/17	W	44-0	Oakland	20,216
09/24	W	34-24	Houston	29,210
09/30	W	19-11	at Buffalo	20,742
10/07	W	38-27	at Boston	17,748
10/15	W	25-10	at New York (AFL)	25,136
10/22	W	41-10	at Oakland	12,014
10/29	W	37-0	Denver	32,584
11/05	W	48-13	New York (AFL)	33,331
11/12	W	19-16	at Denver	7,859
11/19	W	24-14	Dallas (AFL)	33,788
12/03	L	13-33	at Houston	37,845
12/10	W	28-10	Buffalo	24,486
12/17	L	0-41	Boston	21,339
AFL Championship Game				
12/24	L	3-10	Houston	29,556

Team Statistics		Chargers	Opponents
TOTAL FIRST DOWNS			
Rushing		208	224
Passing		110	124
Penalty		17	21
Third Down: Made/Att.		0/0	0/0
Third Down Pct.		.000	.000
Fourth Down: Made/Att.		0/0	0/0
Fourth Down Pct.		.000	.000
TOTAL NET YARDS			
Avg. Per Game		432.8	372.6
Total Plays		309.1	266.1
Avg. Per Play		841	927
		5.1	4.0
NET YARDS RUSHING			
Avg. Per Game		1481	1363
Total Rushes		105.8	97.4
		390	400
NET YARDS PASSING			
Avg. Per Game		2847	2363
Sacked/Yards Lost		203.4	168.8
		28/274	42/373
Gross Yards		3121	2736
Attempts/Completions		423/190	485/224
Completion Pct.		44.9	46.2
Had Intercepted		25	49
PUNTS/AVERAGE		62/42.3	70/40.1
NET PUNTING AVG.		62/39.5	34.1
PENALTIES/YARDS		88/683	54/501
FUMBLES/BALL LOST		32/19	33/17
TOUCHDOWNS		52	27
Rushing		24	7
Passing		17	16
Returns		11	4
TIME OF POSSESSION		30:00	30:00

Score by Quarters	Q1	Q2	Q3	Q4	OT	PTS.
Chargers	80	150	80	86	0	396
Opponents	64	56	51	48	0	219

Scoring	TD	R	PA	RT	PAT	FG	S	PTS.
Blair	0	0	0	0	42/47	13/25	0	81
Lowe	9	9	0	0	0/0	0/0	0	54
Kemp	6	6	0	0	0/0	0/0	0	36
Norton	6	6	0	0	0/0	0/0	0	36
Kocourek	4	0	4	0	0/0	0/0	0	24
Laraba	3	1	0	2	1/2	0/1	0	19
Flowers	3	3	0	0	0/0	0/0	0	18
D. Harris	3	0	3	0	0/0	0/0	0	18
Hayes	3	0	3	0	0/0	0/0	0	18
Lincoln	3	0	2	1	0/0	0/0	0	18
Roberson	3	3	0	0	0/0	0/0	0	18
Enis	2	2	0	0	0/0	0/0	0	12
McNeil	2	0	2	0	0/0	0/0	0	12
Scarpitto	2	0	2	0	0/0	0/0	0	12
Allen	1	0	0	1	0/0	0/0	0	6
Hudson	1	0	0	1	0/0	0/0	0	6
Zeman	1	0	0	1	0/0	0/0	0	6
Gibson	0	0	0	0	0/0	0/0	0	2
Chargers	52	24	17	11	43/50	13/26	0	396
Opponents	27	7	16	4	23/25	10/23	1	219

2-Pt. Conversions: Gibson, Chargers 1-2, Opponents 1-1

Sacks: Chargers 42.0, Opponents 28.0

Rushing	No.	Yds.	Avg.	Long	TD
Lowe	175	767	4.4	87t	9
Roberson	58	275	4.7	59t	3
Flowers	51	177	3.5	11	3
Lincoln	41	150	3.7	17	0
Kemp	43	105	2.4	23	6
Enis	16	13	0.8	9	2
Laraba	5	5	1.0	3	1
Maguire	1	-11	-11.0	-11	0
Chargers	390	1481	3.8	87t	24
Opponents	400	1363	3.4	74t	7

Receiving	No.	Yds.	Avg.	Long	TD
Kocourek	55	1055	19.2	76t	4
Norton	47	816	17.4	52	6
Lowe	17	103	6.1	32	0
Flowers	16	175	10.9	31	0
Hayes	14	280	20.0	39	3
Lincoln	12	208	17.3	91t	2
Clark	11	182	16.5	33	0
Scarpitto	9	163	18.1	53t	2
Roberson	6	81	13.5	24	0
MacKinnon	3	58	19.3	45	0
Chargers	190	3121	16.4	91t	17
Opponents	224	2736	12.2	87t	16

Interceptions	No.	Yds.	Avg.	Long	TD
McNeil	9	349	38.8	76t	2
D. Harris	7	140	20.0	56t	3
Zeman	8	89	11.1	21	0
Laraba	5	151	30.2	60t	2
Allen	5	111	22.2	59t	1
Gibson	5	43	8.6	23	0
Karas	3	21	7.0	11	0
Faison	2	14	7.0	8	0
Blair	2	4	2.0	4	0
Hudson	1	5	5.0	5t	1
Maguire	1	2	2.0	2	0
Whitehead	1	0	0.0	0	0
Chargers	49	929	19.0	76t	9
Opponents	25	272	10.9	33	1

Punting	No.	Yds.	Avg.	Net	TB	I-20	I-30	I-40	I-50	LG	B
Maguire	62	2621	42.3	39.5	0	0	0	0	0	82	1
Chargers	62	2621	42.3	39.5	0	0	0	0	0	82	1
Opponents	70	2805	40.1	34.1	0	0	0	0	0	64	2

Punt Returns	Ret.	FC	Yds.	Avg.	Lg.	TD
Gibson	14	0	209	14.9	39	0
Lincoln	7	0	150	21.4	57t	1
Scarpitto	4	0	47	11.8	28	0
Lowe	1	0	0	0.0	0	0
Zeman	1	0	12	12.0	12	0
Chargers	27	0	418	15.5	57t	1
Opponents	22	0	172	7.8	22	0

Kickoff Returns	Ret.	Yds.	Avg.	Long	TD
Roberson	11	189	17.2	32	0
Lowe	10	240	24.0	35	0
Lincoln	4	98	24.5	31	0
Gibson	3	17	5.7	9	0
Scarpitto	3	50	16.7	22	0
Kemp	2	18	9.0	14	0
Blair	1	2	2.0	2	0
Ferrante	1	0	0.0	0	0
Karas	1	5	5.0	5	0
Mix	1	0	0.0	0	0
Schmidt	1	22	22.0	22	0
Selawski	1	1	1.0	1	0
Chargers	39	642	16.5	35	0
Opponents	65	1521	23.4	76	0

Field Goals	1-19	20-29	30-39	40-49	50+
Blair	8/20	2/2	1/1	2/2	0/0
Laraba	0/0	0/1	0/0	0/0	0/0
Chargers	8/20	2/3	1/1	2/2	0/0
Opponents	1/14	4/4	2/2	2/2	1/1
Blair (0N, 18G, 17G, 42N)(23G, 39N, 18N)(0N, 0N, 44G, 14G)(38G, 11G)(10G, 41N, 26N)(20G)(1)(16G, 13G, 42G)(29N)(40N)(39N, 10G)(20N)(11) Laraba (1)(1)(1)(1)(1)(1)(1)(1)(1)(1)(27N)(1)					

Passing	Att.	Comp.	Yds.	Comp.%	Yds./Att.	TD	TD%	Int.	Int.%	Long	Sack/LOst	Rating
Kemp	364	165	2686	45.3	7.38	15	.041	22	.060	91t	0/0	59.2
Enis	55	23	365	41.8	6.64	2	.036	3	.055	45	0/0	54.0
Lowe	4	2	70	50.0	17.50	0	.000	0	.000	36	0/0	95.8
Chargers	423	190	3121	44.9	7.38	17	.040	25	.059	91t	28/274	59.0
Opponents	485	224	2736	46.2	5.64	16	.033	49	.101	87t	42/373	35.5

1960 FINAL STATISTICS

[10-4 Overall] Fifth AFL West - Sid Gillman Home (5-2); Away (5-2); Postseason (0-1)

Date	W/L	Score	Opponent	Att.
09/10	W	21-20	Dallas (AFL)	17,724
09/18	L	28-38	at Houston	20,156
09/25	L	0-17	at Dallas (AFL)	42,000
10/02	W	24-10	at Buffalo	15,821
10/08	L	0-35	Boston	18,226
10/16	W	23-19	at Denver	19,141
10/28	W	45-16	at Boston	13,988
11/04	W	21-7	at New York (AFL)	19,402
11/13	W	24-21	Houston	21,805
11/20	L	3-32	Buffalo	16,161
11/27	W	52-28	Oakland	15,075
12/04	W	41-17	at Oakland	12,061
12/10	W	41-33	Denver	9,928
12/18	W	50-43	New York (AFL)	11,457

AFL Championship Game

01/01	L	16-24	at Houston	32,183
-------	---	-------	------------	--------

Team Statistics

	Chargers	Opponents
TOTAL FIRST DOWNS	273	259
Rushing	106	97
Passing	141	138
Penalty	26	24
Third Down: Made/Att.	0/0	0/0
Third Down Pct.	.000	.000
Fourth Down: Made/Att.	0/0	0/0
Fourth Down Pct.	.000	.000
TOTAL NET YARDS	4713	4258
Avg. Per Game	336.6	304.1
Total Plays	878	915
Avg. Per Play	5.4	4.7
NET YARDS RUSHING	1900	1705
Avg. Per Game	135.7	121.8
Total Rushes	397	412
NET YARDS PASSING	2813	2553
Avg. Per Game	200.9	182.4
Sacked/Yards Lost	40/364	36/298
Gross Yards	3177	2851
Attempts/Completions	441/229	467/227
Completion Pct.	.519	.486
Had Intercepted	29	28
PUNTS/AVERAGE	58/39.7	62/38.6
NET PUNTING AVG.	36.3	33.8
PENALTIES/YARDS	70/648	59/569
FUMBLES/BALL LOST	30/16	39/17
TOUCHDOWNS	48	42
Rushing	23	20
Passing	21	21
Returns	4	1
TIME OF POSSESSION	30:00	30:00

Score by Quarters

Chargers	Q1	Q2	Q3	Q4	OT	PTS.
Opponents	73	109	64	127	0	373
	74	109	87	66	0	336

Scoring

	TD	RU	PA	RT	PAT	FG	S	PTS.
Agajanian	0	0	0	0	46/47	13/23	0	85
Lowe	10	8	2	0	0/0	0/0	0	60
Kemp	8	8	0	0	0/0	0/0	0	48
Ferguson	6	4	2	0	0/0	0/0	0	36
R. Anderson	5	0	5	0	0/0	0/0	0	30
Norton	5	0	5	0	0/0	0/0	0	30
Womble	4	0	4	0	0/0	0/0	0	24
Flowers	2	1	1	0	0/0	0/0	0	12
Ford TM	2	2	0	0	0/0	0/0	0	12
D. Harris	1	0	0	1	0/0	0/0	0	6
Kocourek	1	0	1	0	0/0	0/0	0	6
Loudd	1	0	1	0	0/0	0/0	0	6
Maguire	1	0	1	0	0/0	0/0	0	6
Martin TM	1	0	1	0	0/0	0/0	0	6
Nix	1	0	0	1	0/0	0/0	0	6
Chargers	48	23	21	4	46/47	13/23	0	373
Opponents	42	20	21	1	34/38	14/28	1	336

2-Pt. Conversions: Chargers 0-0, Opponents 3-4

Sacks: Chargers 36.0, Opponents 40.0

Passing	Att.	Comp.	Yds.	Comp.%	Yds./Att.	TD	TD%	Int.	Int.%	Long	Sack/Lost	Rating
Kemp	406	211	3018	.520	7.43	20	.049	25	.062	55t	0/0	67.1
Clatterbuck	23	15	112	.652	4.87	1	.043	0	0.0	0	0/0	73.1
Laraba	7	2	23	.286	3.29	0	.000	2	.286	0	0/0	1.2
Lowe	3	1	24	.333	8.00	0	.000	0	.000	24	0/0	63.2
Ford TM	1	0	0	.000	0.00	0	.000	0	.000	0	0/0	39.6
Waller	1	0	0	.000	0.00	0	.000	1	100.0	0	0/0	0.0
Chargers	441	229	3177	.519	7.20	21	.048	29	.066	55t	40/364	63.8
Opponents	467	227	2851	.486	6.10	21	.045	28	.060	21	36/298	58.0

Rushing	No.	Yds.	Avg.	Long	TD
Lowe	136	855	6.3	8	8
Ferguson	126	438	3.5	12	4
Kemp	45	238	4.4	8	8
Ford TM	20	154	7.7	0	2
Flowers	39	161	4.1	0	1
Martin TM	6	23	3.8	0	0
Laraba	3	13	4.3	0	0
Clatterbuck	3	11	3.7	0	0
Waller	9	5	0.6	3	0
Norton	1	2	2.0	0	0
Chargers	397	1900	4.8	12	23
Opponents	412	1705	4.1	20	20

Receiving	No.	Yds.	Avg.	Long	TD
R. Anderson	44	614	14.0	46t	5
Kocourek	40	662	16.6	12	1
Womble	32	316	9.9	26	2
Clark	27	431	16.0	36	0
Norton	25	414	16.6	0	5
Lowe	23	377	16.4	6	2
Ferguson	21	168	8.0	4t	2
Flowers	12	153	12.8	55t	1
Martin TM	2	18	9.0	0	1
Waller	3	24	8.0	3	0
Chargers	229	3177	13.9	55t	19
Opponents	227	2851	12.6	21	21

Interceptions	No.	Yds.	Avg.	Long	TD
D. Harris	5	56	11.2	42t	1
Nix	4	30	7.5	17t	1
McNeil	3	47	15.7	39	0
Maguire	3	37	12.3	37	0
Loudd	3	17	5.7	12	0
Sears	2	73	36.5	26	0
Zeman	2	25	12.5	25	0
Botchan	2	8	4.0	8	0
Garner	2	2	1.0	2	0
Laraba	1	17	17.0	17	0
Schleicher	1	5	5.0	5	0
Chargers	28	317	11.3	42t	2
Opponents	29	284	9.8	33	1

Punting	No.	Yds.	Avg.	Net	TB	I-20	Lg.	B
Maguire	43	1743	40.5	37.3	0	0	61	0
Laraba	15	558	37.2	33.3	0	0	61	0
Chargers	58	2301	39.7	36.3	0	0	61	0
Opponents	62	2393	38.6	33.8	0	0	66	1

Punt Returns	Ret.	FC	Yds.	Avg.	Lg.	TD
D. Harris	13	0	105	8.1	14	0
Sears	9	0	101	11.2	14	0
Garner	6	0	85	14.2	36	0
Ford TM	2	0	6	3.0	3	0
Lowe	1	0	0	0.0	0	0
Chargers	31	0	297	9.6	36	0
Opponents	17	0	197	11.6	51	0

Kickoff Returns	Ret.	Yds.	Avg.	Long	TD
Lowe	28	611	21.8	31	0
Ford TM	13	294	22.6	0	0
Norton	8	153	19.1	13	0
Sears	8	155	19.4	24	0
DeLuca	1	0	0.0	0	0
Chargers	58	1213	20.9	31	0
Opponents	70	1481	21.2	33	0

Field Goals	1-19	20-29	30-39	40-49	50+
Agajanian	3/12	5/5	2/3	3/3	0/0
Chargers	3/12	5/5	2/3	3/3	0/0
Opponents	6/17	3/3	3/3	2/5	0/0

Agajanian (36B) (45N) (45N, 32N) (16G) () (11G, 26G, 47G) (35N, 41N, 18G) (33N, 43N) (27N, 22G) (31G) (28G) (46N) (23G, 40G) (41G, 37G, 27G)





SAN DIEGO CHARGERS
QUALCOMM STADIUM JACK MURPHY FIELD

EST. 1967



2010 TICKET PRICES

SEASON TICKET

SINGLE GAME

CLUB LEVEL	PRICES VARY, CONTACT A SALES REPRESENTATIVE	
FIELD, PLAZA, LOGE, PRESS LEVEL (Rows 1-8 on Field Level are obstructed seats.)	\$900	\$98
VIEW LEVEL	\$730	\$79
ENDZONE VIEW	\$630	\$74
UPPER VIEW	\$480	\$54
FAMILY SECTION (VIEW 54-58)	\$480	\$54
WHEELCHAIR AND COMPANION SEMI-AMBULANT SEATING AVAILABLE - ASK TICKET OFFICE FOR DETAILS	\$630, \$480	\$74, \$54

VISIT **CHARGERS.COM** OR CALL **1-877-CHARGERS**

SCHEDULES AND PRICES ARE SUBJECT TO CHANGE WITHOUT NOTICE. FOR HEARING IMPAIRED CALL 619-641-3171 (TTY).



HISTORY

Quentin Jammer led the Chargers' secondary in 2009 with three interceptions and 10 pass breakups.

Photo: Mike Nowak



SERIES RESULTS

+ AFL Championship Game * AFC Wild Card Playoffs ** AFC Divisional Playoffs *** AFC Championship Game # Super Bowl XXIX

Chargers 8, Arizona 3 (.727)

1971	at San DiegoW	20-17
1976	at San DiegoW	43-24
1983	at St. LouisL	14-44
1987	at San DiegoW	28-24
1989	at PhoenixW	24-13
1992	at PhoenixW	27-21
1995	at San DiegoW	28-25
1998	at ArizonaL	13-16
2001	at San DiegoL	17-20
2002	at ArizonaW	23-15
2006	ArizonaW	27-20

Atlanta 7, Chargers 1 (.250)

1973	at San DiegoL	0-41
1979	at San DiegoL	26-28
1988	at AtlantaW	10-7
1991	at San DiegoL	10-13
1994	at AtlantaL	9-10
1997	at San DiegoL	3-14
2004	at AtlantaL	20-21
2008	at San DiegoL	16-22

Baltimore 4, Chargers 3 (.429)

1997	at San DiegoW	21-17
1998	at San DiegoW	14-13
2000	at BaltimoreL	3-24
2003	at San DiegoL	10-24
2006	at BaltimoreL	13-16
2007	at San DiegoW	32-14
2009	at San DiegoL	26-31

Chargers 21, Buffalo 12, 2 Ties (.629)

1960	at BuffaloW	24-10
	at Los AngelesL	3-32
1961	at BuffaloW	19-11
	at San DiegoW	28-10
1962	at BuffaloL	10-35
	at San DiegoL	20-40
1963	at BuffaloW	14-10
	at BuffaloW	23-13
1964	at BuffaloL	3-30
	at San DiegoL	24-27
	at Buffalo+L	7-20
1965	at BuffaloW	34-3
	at San DiegoT	20-20
	at San Diego+L	0-23
1966	at San DiegoW	27-7
	at BuffaloT	17-17
1967	at BuffaloW	37-17
1968	at BuffaloW	21-6
1969	at San DiegoW	45-6
1971	at San DiegoW	20-3
1973	at San DiegoW	34-7
1976	at BuffaloW	34-13
1979	at San DiegoW	27-19
1980	at San DiegoL	24-26
	at San Diego**W	20-14
1981	at San DiegoL	27-28
1985	at BuffaloW	14-9
	at San DiegoW	40-7
1998	at San DiegoW	16-14
2000	at BuffaloL	24-27, OT
2001	at San DiegoW	27-24
2002	at BuffaloL	13-20
2005	at San DiegoW	48-10
2006	at BuffaloW	24-21
2008	at BuffaloL	14-23

Carolina 3, Chargers 1 (.250)

1997	at San DiegoL	7-26
2000	at CarolinaL	22-30
2004	at CarolinaW	17-6
2008	at San DiegoL	24-26

Chargers 5, Chicago 5 (.500)

1970	at ChicagoW	20-7
1974	at San DiegoW	28-21
1978	at San DiegoW	40-7
1981	at ChicagoL	17-20, OT

1984	at San DiegoW	20-7
1993	at San DiegoL	13-16
1996	at ChicagoL	14-27
1999	at San DiegoL	20-23, OT
2003	at ChicagoL	7-20
2007	at San DiegoW	14-3

Chargers 19, Cincinnati 11 (.633)

1968	at San DiegoW	29-13
	at CincinnatiW	31-10
1969	at CincinnatiL	20-34
	at San DiegoW	21-14
1970	at San DiegoL	14-17
1971	at CincinnatiL	0-31
1973	at CincinnatiL	13-20
1974	at CincinnatiW	20-17
1975	at CincinnatiL	17-47
1977	at San DiegoW	24-3
1978	at San DiegoW	22-13
1979	at CincinnatiW	26-24
1980	at CincinnatiW	31-14
1981	at San DiegoL	17-40
	at Cincinnati***L	7-27
1982	at CincinnatiW	50-34
1985	at CincinnatiW	44-41
1987	at CincinnatiW	10-9
1988	at CincinnatiL	10-27
1990	at San DiegoL	16-21
1992	at San DiegoW	27-10
1994	at San DiegoW	27-10
1996	at San DiegoW	27-14
1997	at CincinnatiL	31-38
1999	at CincinnatiW	34-7
2001	at San DiegoW	28-14
2002	at CincinnatiW	34-6
2003	at San DiegoL	27-34
2006	at CincinnatiW	49-41
2009	at San DiegoW	27-24

Chargers 14, Cleveland 7, 1 Tie (.659)

1970	at ClevelandW	27-10
1972	at San DiegoL	17-21
1973	at ClevelandT	16-16
1974	at San DiegoW	36-35
1976	at ClevelandL	17-21
1977	at San DiegoW	37-14
1981	at ClevelandW	44-14
1982	at ClevelandW	30-13
1983	at San DiegoL	24-30, OT
1985	at ClevelandL	7-21
1986	at ClevelandL	17-47
1987	at San DiegoW	27-24, OT
1990	at ClevelandW	24-14
1991	at San DiegoL	24-30, OT
1992	at ClevelandW	14-13
1995	at San DiegoW	31-13
1999	at San DiegoW	23-10
2001	at ClevelandL	16-20
2003	at ClevelandW	26-20
2004	at ClevelandW	21-0
2006	at San DiegoW	32-25
2009	at ClevelandW	30-23

Dallas 6, Chargers 3 (.333)

1972	at San DiegoL	28-34
1980	at DallasL	31-42
1983	at San DiegoW	24-23
1986	at San DiegoL	21-24
1990	at DallasL	14-17
1995	at San DiegoL	9-23
2001	at DallasW	32-21
2005	at San DiegoL	24-28
2009	at DallasW	20-17

Denver 54, Chargers 45, 1 Tie (.455)

1960	at DenverW	23-19
	at Los AngelesW	41-33
1961	at San DiegoW	37-0
	at DenverW	19-16
1962	at DenverL	21-30

	at San DiegoL	20-23
1963	at DenverL	34-50
	at San DiegoW	58-20
1964	at San DiegoW	42-14
	at DenverW	31-20
1965	at San DiegoW	34-31
	at DenverW	33-21
1966	at San DiegoW	24-17
	at DenverL	17-20
1967	at DenverW	38-21
	at San DiegoW	24-20
1968	at San DiegoW	55-24
	at DenverW	47-23
1969	at DenverL	0-13
	at San DiegoW	45-24
1970	at San DiegoW	24-21
	at DenverT	17-17
1971	at DenverL	16-20
	at San DiegoW	45-17
1972	at San DiegoW	37-14
	at DenverL	13-38
1973	at DenverL	19-30
	at San DiegoL	28-42
1974	at DenverL	7-27
	at San DiegoW	17-0
1975	at San DiegoL	17-27
	at DenverL	10-13, OT
1976	at DenverL	0-26
	at San DiegoL	0-17
1977	at San DiegoL	14-17
	at DenverL	9-17
1978	at DenverL	14-27
	at San DiegoW	23-0
1979	at DenverL	0-7
	at San DiegoW	17-7
1980	at DenverW	30-13
	at San DiegoL	13-20
1981	at DenverL	24-42
	at San DiegoW	34-17
1982	at DenverW	23-3
	at San DiegoW	30-20
1983	at DenverL	6-14
	at San DiegoW	31-7
1984	at San DiegoL	13-16
	at DenverL	13-16
1985	at San DiegoW	30-10
	at DenverL	24-30, OT
1986	at San DiegoL	14-31
	at DenverW	9-3
1987	at San DiegoL	17-31
	at DenverL	0-24
1988	at DenverL	3-34
	at San DiegoL	0-12
1989	at DenverL	10-16
	at San DiegoW	19-16
1990	at San DiegoW	19-7
	at DenverL	10-20
1991	at DenverL	19-27
	at San DiegoL	14-17
1992	at DenverL	13-21
	at San DiegoW	24-21
1993	at DenverL	17-34
	at San DiegoW	13-10
1994	at DenverW	37-34
	at San DiegoL	15-20
1995	at San DiegoW	17-6
	at DenverL	27-30
1996	at DenverL	17-28
	at San DiegoW	16-10
1997	at San DiegoL	28-38
	at DenverL	3-38
1998	at DenverL	10-27
	at San DiegoL	16-31
1999	at San DiegoL	17-33
	at DenverW	12-6
2000	at San DiegoL	7-21
	at DenverL	37-38
2001	at San DiegoW	27-10
	at DenverL	16-26
2002	at DenverL	9-26

HISTORY



at San DiegoW	30-27, OT
2003 at San DiegoL	13-37
at DenverL	8-37
2004 at DenverL	13-23
at San DiegoW	20-17
2005 at DenverL	17-20
at San DiegoL	7-23
2006 at DenverW	35-27
at San DiegoW	48-20
2007 at DenverW	41-3
at San DiegoW	23-3
2008 at DenverL	38-39
at San DiegoW	52-21
2009 at San DiegoL	23-34
at DenverW	32-3

Chargers 6, Detroit 3 (.667)

1972 at DetroitL	20-34
1977 at DetroitL	0-20
1978 at DetroitL	14-31
1981 at San DiegoW	28-23
1984 at San DiegoW	27-24
1996 at San DiegoW	27-21
1999 at DetroitW	20-10
2003 at DetroitW	14-7
2007 at San DiegoW	51-14

Green Bay 8, Chargers 1 (.111)

1970 at San DiegoL	20-22
1974 at Green BayL	0-34
1978 at San DiegoL	3-24
1984 at Green BayW	34-28
1993 at San DiegoL	13-20
1996 at Green BayL	10-42
1999 at San DiegoL	3-31
2003 at San DiegoL	21-38
2007 at Green BayL	24-31

Chargers 3, Houston 0 (1.000)

2002 at San DiegoW	24-3
2004 at HoustonW	27-20
2007 at San DiegoW	35-10

Chargers 16, Indianapolis 10 (.615)

1970 at San DiegoL	14-16
1972 at BaltimoreW	23-20
1976 at San DiegoL	21-37
1981 at BaltimoreW	43-14
1982 at San DiegoW	44-26
1984 at IndianapolisW	38-10
1986 at IndianapolisW	17-3
1987 at IndianapolisW	16-13
at San DiegoL	7-20
1988 at San DiegoL	0-16
1989 at IndianapolisL	6-10
1992 at IndianapolisW	34-14
at San DiegoW	26-0
1993 at IndianapolisW	31-0
1995 at IndianapolisW	27-24
at San Diego*L	20-35
1996 at IndianapolisW	26-19
1997 at San DiegoW	35-19
1998 at IndianapolisL	12-17
1999 at San DiegoL	19-27
2004 at IndianapolisL	31-34, OT
2005 at IndianapolisW	26-17
2007 at San DiegoW	23-21
at Indianapolis**W	28-24
2008 at San DiegoL	20-23
at San Diego*W	23-17, OT

Jacksonville 2, Chargers 1 (.333)

2003 at JacksonvilleL	21-27
2004 at San DiegoW	34-21
2007 at JacksonvilleL	17-24

Kansas City 50, Chargers 49, 1 Tie (.495)

1960 at Los AngelesW	21-20
at DallasL	0-17
1961 at DallasW	26-10
at San DiegoW	24-14
1962 at San DiegoW	32-28
at DallasL	17-26
1963 at San DiegoW	24-10

at Kansas CityW	38-17
1964 at Kansas CityW	28-14
at San DiegoL	6-49
1965 at San DiegoT	10-10
at Kansas CityL	7-31
1966 at Kansas CityL	14-24
at San DiegoL	17-27
1967 at San DiegoW	45-31
at Kansas CityW	17-16
1968 at Kansas CityL	20-27
at San DiegoL	3-40
1969 at San DiegoL	9-27
at Kansas CityL	3-27
1970 at Kansas CityL	14-26
at San DiegoW	31-13
1971 at San DiegoW	21-14
at Kansas CityL	10-31
1972 at San DiegoL	14-26
at Kansas CityW	27-17
1973 at San DiegoL	0-19
at Kansas CityL	6-33
1974 at San DiegoL	14-24
at Kansas CityW	14-7
1975 at San DiegoL	10-12
at Kansas CityW	28-20
1976 at Kansas CityW	30-16
at San DiegoL	20-23
1977 at Kansas CityW	23-7
at San DiegoL	16-21
1978 at San DiegoW	29-23, OT
at Kansas CityL	0-23
1979 at Kansas CityW	20-14
at San DiegoW	28-7
1980 at Kansas CityW	24-7
at San DiegoW	20-7
1981 at Kansas CityW	42-31
at San DiegoW	22-20
1982 at Kansas CityL	12-19
1983 at Kansas CityW	17-14
at San DiegoW	41-38
1984 at Kansas CityL	13-31
at San DiegoL	21-42
1985 at San DiegoW	31-20
at Kansas CityL	34-38
1986 at Kansas CityL	41-42
at San DiegoL	23-24
1987 at Kansas CityL	13-20
at San DiegoW	42-21
1988 at Kansas CityW	24-23
at San DiegoW	24-13
1989 at San DiegoW	21-6
at Kansas CityW	20-13
1990 at Kansas CityL	10-27
at San DiegoL	21-24
1991 at San DiegoL	3-14
at Kansas CityL	17-20, OT
1992 at San DiegoL	10-24
at Kansas CityL	14-16
at San Diego*W	17-0
1993 at San DiegoL	14-17
at Kansas CityL	24-28
1994 at San DiegoW	20-6
at Kansas CityW	14-13
1995 at Kansas CityL	23-29, OT
at San DiegoL	7-22
1996 at San DiegoW	22-19
at Kansas CityW	28-14
1997 at Kansas CityL	3-31
at San DiegoL	7-29
1998 at Kansas CityL	7-23
at San DiegoW	38-37
1999 at San DiegoW	21-14
at Kansas CityL	0-34
2000 at Kansas CityL	10-42
at San DiegoW	17-16
2001 at San DiegoL	20-25
at Kansas CityL	17-20
2002 at San DiegoW	35-34
at Kansas CityL	22-24
2003 at Kansas CityL	14-27
at San DiegoL	24-28
2004 at Kansas CityW	34-31
at San DiegoW	24-17
2005 at San DiegoW	28-20

at Kansas CityL	7-20
2006 at Kansas CityL	27-30
at San DiegoW	20-9
2007 at San DiegoL	16-30
at Kansas CityW	24-10
2008 at San DiegoW	20-19
at Kansas CityW	22-21
2009 at Kansas CityW	37-7
at San DiegoW	43-14

Miami 14, Chargers 13 (.481)

1966 at San DiegoW	44-10
1967 at San DiegoW	24-0
at MiamiL	24-41
1968 at San DiegoW	34-28
1969 at MiamiW	21-14
1972 at MiamiL	10-24
1974 at San DiegoL	21-28
1977 at MiamiW	14-13
1978 at San DiegoL	21-28
1980 at MiamiW	27-24, OT
1981 at Miami**W	41-38, OT
1982 at Miami**L	13-34
1984 at San DiegoW	34-28, OT
1986 at San DiegoW	50-28
1988 at MiamiL	28-31
1991 at San DiegoW	38-30
1992 at Miami**L	0-31
1993 at San DiegoW	45-20
1994 at San Diego**W	22-21
1995 at San DiegoL	14-24
1999 at MiamiL	9-12
2000 at San DiegoL	7-17
2002 at MiamiL	3-30
2003 at San DiegoL	10-26
2005 at San DiegoL	21-23
2008 at MiamiL	10-17
2009 at San DiegoW	23-13

^ Game played at Arizona's Sun Devil Stadium

Chargers 5, Minnesota 5 (.500)

1971 at San DiegoW	30-14
1975 at MinnesotaL	13-28
1978 at MinnesotaW	13-7
1981 at San DiegoL	31-33
1984 at MinnesotaW	42-13
1985 at MinnesotaL	17-21
1993 at MinnesotaW	30-17
1999 at MinnesotaL	27-35
2003 at San DiegoW	42-28
2007 at MinnesotaL	17-35

New England 20, Chargers 15, 2 Ties (.432)

1960 at Los AngelesL	0-35
at BostonW	45-16
1961 at BostonW	38-27
at San DiegoL	0-41
1962 at BostonL	20-24
at San DiegoL	14-20
1963 at San DiegoW	17-13
at BostonW	7-6
at San Diego+W	51-10
1964 at San DiegoL	28-33
at BostonW	26-17
1965 at BostonT	13-13
at San DiegoL	6-22
1966 at San DiegoW	24-0
at BostonL	17-35
1967 at San DiegoW	28-14
at San DiegoT	31-31
1968 at BostonW	27-17
1969 at BostonW	13-10
at San DiegoW	28-18
1970 at BostonW	16-14
1973 at New EnglandL	14-30
1975 at San DiegoL	19-33
1977 at San DiegoL	20-24
1978 at New EnglandL	23-28
1979 at New EnglandL	21-27
1983 at New EnglandL	21-37
1994 at New EnglandL	17-23
1996 at San DiegoL	7-45
1997 at New EnglandL	7-41
2001 at New EnglandL	26-29, OT



SAN DIEGO CHARGERS

Series Results, continued

2002	at San DiegoW	21-14
2005	at New EnglandW	41-17
2006	at San Diego**L	21-24
2007	at New EnglandL	38-14
	at New England***L	12-21
2008	at San DiegoW	30-10

Chargers 7, New Orleans 3 (.700)

1973	at San DiegoW	17-14
1977	at New OrleansW	14-0
1979	at New OrleansW	35-0
1988	at San DiegoL	17-23
1991	at San DiegoW	24-21
1994	at New OrleansW	36-22
1997	at New OrleansW	20-6
2000	at San DiegoL	27-28
2004	at San DiegoW	43-17
2008	at N.O. (at London)L	32-37

N.Y. Giants 5, Chargers 5 (.500)

1971	at New YorkL	17-35
1975	at New YorkL	24-35
1980	at San DiegoW	44-7
1983	at New YorkW	41-34
1986	at New YorkL	7-20
1989	at San DiegoL	13-20
1995	at New YorkW	27-17
1998	at San DiegoL	16-34
2005	at San DiegoW	45-23
2009	at New YorkW	21-20

Chargers 19, N.Y. Jets 13, 1 Tie (.591)

1960	at New YorkW	21-7
	at Los AngelesW	50-43
1961	at New YorkW	25-10
	at San DiegoW	48-13
1962	at San DiegoW	40-14
	at New YorkL	3-23
1963	at San DiegoW	24-20
	at New YorkW	53-7
1964	at New YorkT	17-17
	at San DiegoW	38-3
1965	at New YorkW	34-9
	at San DiegoW	38-7
1966	at New YorkL	16-17
	at San DiegoW	42-27
1967	at New YorkL	31-42
1968	at San DiegoL	20-23
	at San DiegoL	15-37
1969	at San DiegoW	34-27
1971	at San DiegoW	49-21
1974	at New YorkL	14-27
1975	at San DiegoW	24-16
1983	at San DiegoL	29-41
1989	at San DiegoL	17-20
	at New YorkW	39-3
	at San DiegoW	38-17
1991	at New YorkL	3-24
1994	at New YorkW	21-6
2002	at San DiegoL	13-44
2004	at San DiegoL	28-34
	at San Diego*L	17-20, OT
2005	at New YorkW	31-26
2008	at San DiegoW	48-29
2009	at San Diego**L	14-17

Oakland 55, Chargers 44, 2 Ties (.446)

1960	at Los AngelesW	52-27
	at Oakland (S.F.)W	41-17
1961	at San DiegoW	44-0
	at Oakland (S.F.)W	41-10
1962	at OaklandW	42-33
	at San DiegoW	31-21
1963	at San DiegoL	33-34
	at OaklandL	27-41
1964	at OaklandW	31-17
	at San DiegoL	20-21
1965	at OaklandW	17-6
	at San DiegoW	24-14
1966	at OaklandW	29-20
	at San DiegoL	19-41
1967	at OaklandL	10-51
	at San DiegoL	21-41
1968	at OaklandW	23-14

1969	at San DiegoL	27-34
	at San DiegoL	12-14
	at OaklandL	16-21
1970	at San DiegoT	27-27
	at OaklandL	17-20
1971	at San DiegoL	0-34
	at OaklandL	33-34
1972	at OaklandT	17-17
	at San DiegoL	19-21
1973	at San DiegoL	17-27
	at OaklandL	3-31
1974	at San DiegoL	10-14
	at OaklandL	10-17
1975	at San DiegoL	0-6
	at OaklandL	0-25
1976	at San DiegoL	17-27
	at OaklandL	0-24
1977	at OaklandL	0-24
	at San DiegoW	12-7
1978	at San DiegoL	20-21
	at OaklandW	27-23
1979	at San DiegoW	30-10
	at OaklandL	22-45
1980	at San DiegoW	30-24, OT
	at OaklandL	24-38
	at San Diego**L	27-34
1981	at OaklandW	55-21
	at San DiegoW	23-10
1982	at Los AngelesL	24-28
	at San DiegoL	34-41
1983	at San DiegoL	10-42
	at Los AngelesL	14-30
1984	at Los AngelesL	30-33
	at San DiegoL	37-44
1985	at Los AngelesL	21-34
	at San DiegoW	40-34, OT
1986	at Los AngelesL	13-17
	at San DiegoL	31-37, OT
1987	at Los AngelesW	23-17
	at San DiegoW	16-14
1988	at Los AngelesL	13-24
	at San DiegoL	3-13
1989	at Los AngelesL	14-40
	at San DiegoW	14-12
1990	at San DiegoL	9-24
	at Los AngelesL	12-17
1991	at Los AngelesW	21-13
	at San DiegoL	7-9
1992	at San DiegoW	27-3
	at Los AngelesW	36-14
1993	at Los AngelesW	30-23
	at San DiegoL	7-12
1994	at Los AngelesW	26-24
	at San DiegoL	17-24
1995	at OaklandL	7-17
	at San DiegoW	12-6
1996	at OaklandW	40-34
	at San DiegoL	14-23
1997	at OaklandW	25-10
	at San DiegoL	13-38
1998	at OaklandL	6-7
	at San DiegoL	10-17
1999	at OaklandL	9-28
	at San DiegoW	23-20
2000	at OaklandL	6-9
	at San DiegoL	13-15
2001	at OaklandL	24-34
	at San DiegoL	6-13
2002	at OaklandW	27-21, OT
	at San DiegoL	7-27
2003	at OaklandL	31-34, OT
	at San DiegoW	21-14
2004	at San DiegoW	42-14
	at OaklandW	23-17
2005	at OaklandW	27-14
	at San DiegoW	34-10
2006	at OaklandW	27-0
	at San DiegoW	21-14
2007	at San DiegoW	28-14
	at OaklandW	30-17
2008	at OaklandW	28-18
	at San DiegoW	34-7
2009	at OaklandW	24-20
	at San DiegoW	24-16

Chargers 6, Philadelphia 4 (.600)

1974	at San DiegoL	7-13
1980	at San DiegoW	22-21
1985	at San DiegoW	20-14
1986	at PhiladelphiaL	7-23
1989	at San DiegoW	20-17
1995	at PhiladelphiaW	27-21
1998	at San DiegoW	13-10
2001	at PhiladelphiaL	14-24
2005	at PhiladelphiaL	17-20
2009	at San DiegoW	31-23

Pittsburgh 22, Chargers 8 (.267)

1971	at PittsburghL	17-21
1972	at San DiegoL	2-24
1973	at PittsburghL	21-38
1975	at San DiegoL	0-37
1976	at PittsburghL	0-23
1977	at San DiegoL	9-10
1979	at San DiegoW	35-7
1980	at San DiegoW	26-17
1982	at Pittsburgh*W	31-28
1983	at PittsburghL	3-26
1984	at PittsburghL	24-52
1985	at San DiegoW	54-44
1987	at San DiegoL	16-20
1988	at San DiegoW	20-14
1989	at PittsburghL	17-20
1990	at PittsburghL	14-36
1991	at PittsburghL	20-26
1992	at San DiegoL	6-23
1993	at PittsburghL	3-16
1994	at San DiegoW	37-34
	at Pittsburgh***W	17-13
1995	at PittsburghL	16-31
1996	at PittsburghL	3-16
2000	at San DiegoL	21-34
2003	at PittsburghL	24-40
2005	at San DiegoL	22-24
2006	at San DiegoW	23-13
2008	at PittsburghL	10-11
2009	at Pittsburgh**L	24-35
	at PittsburghL	28-38

St. Louis 5, Chargers 4 (.444)

1970	at Los AngelesL	10-37
1975	at San DiegoL	10-13, OT
1979	at Los AngelesW	40-16
1988	at Los AngelesW	38-24
1991	at Los AngelesL	24-30
1994	at San DiegoW	31-17
2000	at St. LouisL	31-57
2002	at St. LouisL	24-28
2006	at San DiegoW	38-24

San Francisco 7, Chargers 5 (.417)

1972	at San FranciscoL	3-34
1976	at San DiegoW	13-7, OT
1979	at San DiegoW	31-9
1982	at San FranciscoW	41-37
1988	at San DiegoL	10-48
1991	at San FranciscoL	14-34
1994	at San DiegoL	15-38
	at Miami#L	26-49
1997	at San FranciscoL	10-17
2000	at San DiegoL	17-45
2002	at San DiegoW	20-17, OT
2006	at San FranciscoW	48-19

Seattle 25, Chargers 23 (.479)

1977	at SeattleW	30-28
1978	at SeattleW	24-20
	at San DiegoW	37-10
1979	at SeattleW	33-16
	at San DiegoW	20-10
1980	at SeattleW	34-13
	at San DiegoW	21-14
1981	at San DiegoW	24-10
	at SeattleL	23-44
1983	at SeattleL	31-34
	at San DiegoW	28-21
1984	at SeattleL	17-31
	at San DiegoL	0-24



1985	at San DiegoL35-49
	at SeattleL21-26
1986	at SeattleL7-33
	at San DiegoL24-34
1987	at SeattleL3-34
1988	at San DiegoW17-6
	at SeattleL14-17
1989	at San DiegoL16-17
	at SeattleL7-10
1990	at SeattleW31-14
	at San DiegoL10-13
1991	at SeattleL9-20
	at San DiegoW17-14
1992	at San DiegoW17-6
	at SeattleW31-14
1993	at San DiegoW18-12
	at SeattleL14-31
1994	at SeattleW24-10
	at San DiegoW35-15
1995	at San DiegoW14-10
	at SeattleW35-25
1996	at San DiegoW29-7
	at SeattleL13-32
	at SeattleL22-26
	at San DiegoL31-37
1998	at San DiegoL20-27
	at SeattleL17-38
1999	at San DiegoW13-10
	at SeattleW19-16
2000	at San DiegoL12-20
	at SeattleL15-17
2001	at SeattleL10-13, OT
	at San DiegoL22-25
2002	at San DiegoL28-31, OT

2006	at SeattleW20-17
------	------------	--------	------------

Chargers 8, Tampa Bay 1 (.889)

1976	at San DiegoW23-0
1981	at Tampa BayW24-23
1987	at Tampa BayW17-13
1990	at San DiegoW41-10
1992	at San DiegoW29-14
1993	at Tampa BayW32-17
1996	at San DiegoL17-25
2004	at San DiegoW31-24
2008	at Tampa BayW41-24

Chargers 24, Tennessee 16, 1 Tie (.598)

1960	at HoustonL28-38
	at Los AngelesW24-21
	at Houston*L16-24
1961	at San DiegoW34-24
	at HoustonL13-33
	at San Diego*L3-10
1962	at HoustonL17-42
	at HoustonL27-33
1963	at San DiegoW27-0
	at HoustonW20-14
1964	at San DiegoW27-21
	at HoustonW20-17
1965	at San DiegoW31-14
	at HoustonW37-26
1966	at HoustonW28-22
1967	at San DiegoW13-3
	at HoustonL17-24
1968	at San DiegoW30-14
1969	at HoustonW21-17

1970	at San DiegoT31-31
1971	at HoustonL33-49
1972	at San DiegoW34-20
1974	at HoustonL14-21
1975	at HoustonL17-33
1976	at San DiegoW30-27
1978	at HoustonW45-24
1979	at San Diego**L14-17
1984	at San DiegoW31-14
1985	at HoustonL35-37
1986	at San DiegoW27-0
1987	at HoustonL18-33
1989	at San DiegoL27-34
1990	at San DiegoL7-17
1992	at HoustonL0-27
1993	at San DiegoW18-17
1998	at TennesseeW13-7
2004	at San DiegoW38-17
2006	at San DiegoW40-7
2007	at Tennessee (OT)W23-17
	at San Diego*W17-6
2009	at TennesseeW42-17

Washington 6, Chargers 3 (.333)

1973	at WashingtonL0-38
1980	at WashingtonL17-40
1983	at San DiegoL24-27
1986	at San DiegoL27-30
1989	at WashingtonL21-26
1998	at WashingtonL20-24
2001	at San DiegoW30-3
2005	at WashingtonW23-17, OT
2009	at San DiegoW23-20

PRESEASON RESULTS

Preseason Record – 120-101-4 (.542)

2009 (2-2)

vs. SeattleL14-20
at ArizonaW17-6
at AtlantaL24-27
vs. San FranciscoW26-7

2008 (3-1)

vs. DallasW31-17
at St. LouisL6-7
vs. SeattleW18-17
at San FranciscoW20-17

2007 (3-1)

vs. SeattleL16-24
at St. LouisW30-13
at ArizonaW33-31
San FranciscoW16-13

2006 (2-2)

vs. Green BayW17-3
at ChicagoL3-24
vs. SeattleW31-20
at San FranciscoL14-23

2005 (2-2)

at Green BayL7-10
vs. St. LouisW36-21
at MinnesotaL16-19
vs. San FranciscoW28-24

2004 (2-2)

vs. IndianapolisL17-21
at Arizona CardinalsW38-13
vs. SeattleL20-26
at San FranciscoW31-15

2003 (2-2)

at SeattleL7-20
vs. Arizona CardinalsL10-16
at HoustonW19-17
vs. San FranciscoW24-3

2002 (2-2)

vs. Arizona CardinalsL17-24
vs. SeattleW24-14
at St. Louis RamsW31-10
at San FranciscoL3-27

2001 (3-1)

vs. San FranciscoW25-24
at MiamiW23-20 (OT)
vs. St. Louis RamsW13-10 (OT)
at Arizona CardinalsL3-16

2000 (4-0)

at San FranciscoW23-20
vs. MinnesotaW31-7
at AtlantaW28-14
vs. Arizona CardinalsW24-20

1999 (0-5)

vs. Denver (Sydney, Aus.)L17-20
at San FranciscoL24-31
vs. MiamiL10-13
at St. Louis RamsL21-24
vs. Kansas CityL27-34

1998 (3-1)

vs. San FranciscoW27-21
vs. St. Louis RamsW41-27
at Indianapolis ColtsW33-3
at MinnesotaL28-42

1997 (3-1)

vs. San FranciscoW20-13
vs. Indianapolis ColtsW23-17
at Tennessee TitansW21-7
at MinnesotaL22-28

1996 (2-3)

vs. Pittsburgh (Tokyo, Japan)W20-10
at MinnesotaL20-23 (OT)
at San FranciscoL13-16 (OT)
vs. Arizona CardinalsW32-10
at St. Louis RamsL34-37

1995 (1-2)

vs. MinnesotaL19-23
vs. San FranciscoL6-17
at Houston OilersCancelled	
vs. St. Louis RamsW17-9

1994 (1-4)

vs. Atlanta in Canton, OhioL17-21
vs. Houston Oilers (San Antonio)L3-31
vs. N.Y. Giants (Berlin, Germany)L20-28
vs. San FranciscoL24-30
vs. L.A. RamsW24-6

1993 (3-1)

vs. New England PatriotsW13-7
at L.A. RamsW23-17
vs. Phoenix CardinalsW10-3
at San FranciscoL14-30

1992 (2-2)

at Phoenix CardinalsL14-35
at New England PatriotsW20-10
vs. San FranciscoL14-20
vs. L.A. RamsW30-19

1991 (1-3)

vs. Houston OilersW31-29
at L.A. RamsL3-24
at San FranciscoL13-24
vs. L.A. RaidersL7-17

1990 (3-1)

vs. Dallas CowboysW28-16
at L.A. RamsW30-27
vs. San FranciscoW29-28
at L.A. RaidersL7-34

1989 (2-2)

vs. Dallas CowboysL3-20
at ChicagoW24-7
at San FranciscoL14-17
vs. Phoenix CardinalsW21-20



SAN DIEGO CHARGERS

Preseason Results, continued

1988 (1-3)

vs. Dallas Cowboys	W	24-21
at L.A. Rams	L	6-27
vs. San Francisco	L	27-34
vs. L.A. Rams	L	24-31

1987 (2-2)

vs. Dallas Cowboys	W	29-0
vs. L.A. Rams	L	21-23
at San Francisco	L	3-17
vs. N.Y. Jets	W	30-6

1986 (3-1)

vs. Dallas Cowboys	W	20-0
vs. Philadelphia	W	45-38
at L.A. Rams	L	17-20
vs. St. Louis Cardinals	W	24-17

1985 (2-2)

vs. Cleveland Browns	W	12-7
vs. Dallas Cowboys	L	24-27
at San Francisco	L	10-25
vs. New Orleans	W	21-20

1984 (2-2)

vs. L.A. Rams	W	17-10
vs. Dallas Cowboys	L	13-24
vs. San Francisco	W	35-15
at L.A. Rams	L	14-47

1983 (2-2)

at L.A. Rams	L	20-34
vs. Philadelphia	L	20-21
vs. San Francisco	W	24-7
vs. L.A. Rams	W	27-17

1982 (2-2)

vs. Chicago	W	28-27
vs. Dallas Cowboys	L	16-26
vs. San Francisco	W	23-9
at L.A. Rams	L	14-20

1981 (2-2)

vs. St. Louis Cardinals	L	10-12
at San Francisco	W	31-28
vs. L.A. Rams	W	33-29
vs. Buffalo	L	24-30

1980 (1-3-1)

vs. Green Bay (Canton, Ohio)	T	0-0*
at Minnesota	L	17-27
vs. San Francisco	L	14-17
vs. Atlanta	W	17-9
at L.A. Rams	L	17-34

* Game stopped due to severe weather conditions with 9:17 left to play.

1979 (2-2)

at San Francisco	L	10-13
vs. Minnesota	W	19-0
at N.Y. Giants	W	7-3
at L.A. Rams	L	7-23

1978 (2-2)

at Seattle	L	9-17
at L.A. Rams	W	17-0
vs. N.Y. Jets	L	10-23
at N.Y. Giants	W	17-6

1977 (4-2)

at Dallas Cowboys	L	14-34
vs. San Francisco	W	32-13
vs. N.Y. Giants	W	29-17
at Oakland	L	7-35
at L.A. Rams	W	26-25
vs. Seattle	W	38-20

1976 (3-3)

vs. Philadelphia	W	20-7
vs. N.E. Patriots (Norman, Okla.)	W	26-17
vs. St. L. Cardinals (Tokyo, Japan)	L	10-20
vs. San Francisco (Honolulu)	L	16-17
at Seattle	L	16-17
vs. N.Y. Giants	W	14-13

1975 (1-4-1)

vs. Chicago	L	0-22
vs. N.Y. Giants	L	7-17
vs. San Francisco	W	20-7
at St. Louis Cardinals	L	9-14
at New England Patriots	L	24-31
vs. Minnesota	T	14-14 (OT)

1974 (2-4)

vs. San Francisco	W	20-6
vs. N.Y. Jets	W	20-14
vs. St. Louis Cardinals (Seattle)	L	14-48
vs. New England Patriots	L	14-23
vs. L.A. Rams	L	16-30
at Minnesota	L	0-42

1973 (1-5)

vs. N.Y. Giants	L	3-28
vs. St. Louis Cardinals	L	13-17
at San Francisco	L	7-19
vs. Philadelphia	W	24-17
at L.A. Rams	L	17-30
vs. Minnesota	L	16-24

1972 (4-1-1)

vs. Atlanta	W	30-7
at Minnesota	L	13-24
vs. San Francisco	W	17-16
at New Orleans	W	16-14
vs. L.A. Rams	W	14-13
vs. N.Y. Jets	T	20-20

1971 (4-2)

vs. Washington	W	19-10
vs. Minnesota	L	7-34
at San Francisco	L	17-28
vs. New Orleans	W	22-7
at L.A. Rams	W	20-14
vs. Atlanta	W	21-14

1970 (3-3)

vs. Dallas Cowboys	L	10-20
vs. N.Y. Giants	W	30-27
vs. Chicago	W	14-9
vs. L.A. Rams	L	14-16
vs. St. L. Cardinals (Cleveland)	W	38-27
at New Orleans	L	14-20

1969 (2-2-1)

vs. Baltimore Colts	L	6-26
vs. New Orleans	W	10-7
vs. Oakland	W	10-7
vs. Cleveland Browns	T	19-19
vs. L.A. Rams	L	14-24

1968 (3-2)

vs. San Francisco	W	30-18
at Oakland	L	7-31
vs. Pittsburgh	L	33-36
vs. L.A. Rams	W	35-13
vs. Denver in San Antonio	W	6-3

1967 (1-4)

at Oakland	L	23-24
at Miami	W	20-19
vs. Detroit	L	17-38
vs. L.A. Rams	L	7-50
vs. Pittsburgh	L	7-16

1966 (2-2)

vs. Miami	W	38-10
vs. Oakland	L	7-14
vs. Kansas City in Anaheim	L	21-31
vs. Boston Patriots	W	31-13

1965 (3-2)

vs. Oakland	L	3-10
at Kansas City	W	31-10
at Denver	W	21-6
vs. Oakland (Portland)	W	46-17
vs. Houston Oilers (Little Rock)	L	10-13

1964 (4-1)

vs. Denver	W	34-20
vs. Houston Oilers (Little Rock)	W	44-38
at Kansas City	W	26-14
vs. N.Y. Jets in Atlanta	L	6-34
vs. Oakland	W	24-10

1963 (4-1)

vs. Kansas City	W	26-14
vs. Boston Patriots	W	50-17
at Denver	L	25-31
at Houston Oilers	W	21-3
vs. Oakland	W	13-3

1962 (4-0)

vs. Dallas Texans	W	17-0
vs. Denver	W	31-24
at Oakland	W	33-27
vs. N.Y. Jets	W	14-9

1961 (4-0)

vs. Houston Oilers	W	27-14
vs. Houston (in Honolulu)	W	46-28
vs. Oakland	W	35-7
vs. Dallas Texans	W	31-10

1960 (4-0)

vs. N.Y. Jets in Los Angeles	W	27-7
vs. Houston Oilers (Los Angeles)	W	22-13
vs. Oakland in San Francisco	W	24-17
vs. Denver in Los Angeles	W	36-30

Chargers Preseason Record vs.

Az. Cardinals / Phx / St.L.	9-9
Atlanta	4-2
Buffalo	0-1
Chicago	3-2
Cleveland Browns	1-0-1
Dallas Cowboys	5-6
Detroit	0-1
Denver	5-2
Green Bay	1-1-1
Houston Texans	1-0
Indianapolis Colts / Baltimore	2-2
Kansas City Chiefs / Dallas Texans	5-2
St. Louis Rams / Los Angeles	18-18
Oakland Raiders	7-7
Miami	3-1
Minnesota	2-10-1
New England Patriots / Boston	5-2
New Orleans	4-1
New York Giants	5-3
New York Jets	4-2-1
Philadelphia	3-1
Pittsburgh	1-2
San Francisco	20-18
Seattle	4-6
Tennessee Titans / Houston Oilers	7-2
Washington	1-0

HISTORY

QUARTERBACKS RECORDS AS STARTERS

Drew Brees 30-28	(517)	John Hadl 59-57-9	(508)	Mark Malone 2-6	(250)
Postseason 0-1	(000)	Postseason 0-1	(000)	Jim McMahon 4-7	(363)
Virgil Carter 0-1	(000)	Jim Harbaugh 6-11	(353)	Moses Moreno 0-2	(000)
Wayne Clark 1-3	(250)	James Harris 5-6	(454)	Rick Neuheisel 2-0	(1,000)
Bobby Clatterbuck 1-1	(500)	Mark Hermann 1-6	(143)	Cliff Olander 1-0	(1,000)
Marty Domres 4-2	(666)	Stan Humphries 47-29	(618)	Philip Rivers 46-18	(719)
Jim Everett 1-0	(1,000)	Postseason 3-3	(500)	Postseason 3-4	(429)
Tom Flick 1-2	(333)	Mike Kelley 1-0	(1,000)	Robin Rote 13-5-1	(710)
Doug Flutie 8-14	(364)	Jack Kemp 22-6	(786)	Postseason 1-1	(500)
Dan Fouts 85-84-1	(503)	Postseason 0-2	(000)	Sean Salisbury 1-2	(333)
Postseason 3-4	(428)	Erik Kramer 2-2	(500)	Billy Joe Tolliver 8-11	(421)
Jesse Freitas 2-5	(285)	Babe Laufenberg 2-4	(333)	Johnny Unitas 1-3	(250)
John Friesz 6-17	(261)	Ryan Leaf 4-14	(222)	Mark Vlasic 2-1	(666)
Bob Gagliano 0-1	(000)	Clint Longley 1-0	(1,000)	Craig Whelihan 2-12	(143)
Gale Gilbert 0-2	(000)	Ed Luther 2-7	(222)	Dick Wood 2-0	(1,000)

STARTING QUARTERBACKS BY YEAR

2009
Philip Rivers 13-3 (regular season)
..... 0-1 (postseason)

2008
Philip Rivers 8-8 (regular season)
..... 1-1 (postseason)

2007
Philip Rivers 11-5 (regular season)
..... 2-1 (postseason)

2006
Philip Rivers 14-2 (regular season)
..... 0-1 (postseason)

2005
Drew Brees 9-7 (regular season)

2004
Drew Brees 11-4 (regular season)
..... 0-1 (postseason)
Doug Flutie 1-0 (regular season)
Brees started Weeks 1-15
Flutie started Week 16

2003
Drew Brees 2-9 (regular season)
Doug Flutie 2-3 (regular season)
Brees started Weeks 1-8 & 14-16
Flutie started Weeks 9-13

2002
Drew Brees 8-8 (regular season)

2001
Doug Flutie 5-11 (regular season)

2000
Ryan Leaf 1-8 (regular season)
Jim Harbaugh 0-5 (regular season)
Moses Moreno 0-2 (regular season)
Leaf started Weeks 1-2, 4 & 11-16
Harbaugh started Weeks 5-9
Moreno started Weeks 3 & 10

1999
Jim Harbaugh 6-6 (regular season)
Erik Kramer 2-2 (regular season)
Harbaugh started Weeks 1-3 & 8-16
Kramer started Weeks 4-7

1998
Ryan Leaf 3-6 (regular season)
Craig Whelihan 2-5 (regular season)
Leaf started Weeks 1-9
Whelihan started Weeks 10-16

1997
Stan Humphries 3-5 (regular season)
Jim Everett 1-0 (regular season)
Craig Whelihan 0-7 (regular season)
Humphries started Weeks 1 & 3-9
Everett started Week 2
Whelihan started Weeks 10-16

1996
Stan Humphries 7-6 (regular season)
Sean Salisbury 1-2 (regular season)
Humphries started Weeks 1-7, 10-13 & 15-16
Salisbury started Weeks 8-9 & 14

1995
Stan Humphries 9-6 (regular season)
..... 0-1 (postseason)
Gale Gilbert 0-1 (regular season)
Humphries started Weeks 1-6 & 8-16
Gilbert started Week 7

1994
Stan Humphries 11-4 (regular season)
..... 2-1 (postseason)
Gale Gilbert 0-1 (regular season)
Humphries started Weeks 1-8 & 10-16
Gilbert started Week 9

1993
Stan Humphries 6-4 (regular season)
John Friesz 2-4 (regular season)
Humphries started Weeks 1-4 & 11-16
Friesz started Weeks 5-10

1992
Stan Humphries 11-4 (regular season)
..... 1-1 (postseason)
Bob Gagliano 0-1 (regular season)
Humphries started Weeks 2-16
Gagliano started Week 1

1991
John Friesz 4-12 (regular season)

1990
Billy Joe Tolliver 6-8 (regular season)
Mark Vlasic 0-1 (regular season)
John Friesz 0-1 (regular season)
Tolliver started Weeks 2-15
Vlasic started Week 1
Friesz started Week 16

1989
Jim McMahon 4-7 (regular season)
Billy Joe Tolliver 2-3 (regular season)
McMahon started Weeks 1-7 & 9-12
Tolliver started Weeks 8 & 13-16

1988
Babe Laufenberg 2-4 (regular season)
Mark Malone 2-6 (regular season)
Mark Vlasic 2-0 (regular season)
Laufenberg started Weeks 1-6
Malone started Weeks 7-10 & 13-16
Vlasic started Weeks 11-12

1987
Dan Fouts 5-5 (regular season)
Rick Neuheisel 2-0 (regular season)
Mike Kelley 1-0 (regular season)
Mark Hermann 0-2 (regular season)
Fouts started Weeks 1-2, 6-9 & 11-14
Neuheisel started Weeks 3, 5
Kelley started Week 4
Hermann started Weeks 10 & 15

1986
Dan Fouts 3-9 (regular season)
Mark Hermann 0-1 (regular season)
Tom Flick 1-2 (regular season)
Fouts started Weeks 1-7, 11 & 13-16
Hermann started Week 8
Flick started Weeks 9-10 & 12

1985
Dan Fouts 7-5 (regular season)
Mark Hermann 1-3 (regular season)
Fouts started Weeks 1-4 & 8-15
Hermann started Weeks 5-7 & 16

1984
Dan Fouts 6-7 (regular season)
Ed Luther 1-2 (regular season)
Fouts started Weeks 1-13
Luther started Weeks 14-16

1983
Dan Fouts 5-5 (regular season)
Ed Luther 1-5 (regular season)
Fouts started Weeks 1-7 & 13-15
Luther started Weeks 8-12 & 16

1982
Dan Fouts 6-3 (regular season)
..... 1-1 (postseason)

1981
Dan Fouts 10-6 (regular season)
..... 1-1 (postseason)

1980
Dan Fouts 11-5 (regular season)
..... 1-1 (postseason)

1979
Dan Fouts 12-4 (regular season)
..... 0-1 (postseason)

HISTORY





SAN DIEGO CHARGERS

Starting Quarterbacks by Year, continued

1978
 Dan Fouts 8-6 (regular season)
 James Harris 1-1 (regular season)
 Fouts started Weeks 1-3, 5-10 & 12-16
 Harris started Weeks 4 & 11

1977
 James Harris 4-5 (regular season)
 Dan Fouts 2-2 (regular season)
 Cliff Olander 1-0 (regular season)
 Harris started Weeks 11-14
 Fouts started Weeks 1-14
 Olander started Week 10

1976
 Dan Fouts 5-8 (regular season)
 Clint Longley 1-0 (regular season)
 Fouts started Weeks 1-12 & 14
 Longley started Week 13

1975
 Dan Fouts 2-7 (regular season)
 Jesse Freitas 0-4 (regular season)
 Virgil Carter 0-1 (regular season)
 Fouts started Weeks 2-5, 7-9 & 12-13
 Freitas started Weeks 6, 10-11 & 14
 Carter started Week 1

1974
 Dan Fouts 3-8 (regular season)
 Jesse Freitas 2-1 (regular season)
 Fouts started Weeks 1-11
 Freitas started Weeks 12-14

1973
 Johnny Unitas 1-3 (regular season)
 Dan Fouts 0-5-1 (regular season)
 Wayne Clark 1-3 (regular season)
 Unitas started Weeks 1-4
 Fouts started Weeks 5-8 & 13-14
 Clark started Weeks 9-12

1972
 John Hadl 4-9-1 (regular season)

1971
 John Hadl 6-8 (regular season)

1970
 John Hadl 4-5-3 (regular season)
 Marty Domres 1-1 (regular season)
 Hadl started Weeks 1-4, 6-11 & 13-14
 Domres started Weeks 5 & 12

1969
 John Hadl 5-5 (regular season)
 Marty Domres 3-1 (regular season)
 Hadl started Weeks 1-8, 10 & 14
 Domres started Weeks 9 & 11-13

1968
 John Hadl 9-5 (regular season)

1967
 John Hadl 8-5-1 (regular season)

1966
 John Hadl 7-6-1 (regular season)

1965
 John Hadl 9-2-3 (regular season)
 0-1 (postseason)

1964
 Tobin Rote 2-2-1 (regular season)
 0-1 (postseason)
 John Hadl 6-3 (regular season)
 Rote started Weeks 1-5
 Hadl started Weeks 6-14

1963
 Tobin Rote 11-3 (regular season)
 1-0 (postseason)

1962
 John Hadl 1-9 (regular season)
 Jack Kemp 1-1 (regular season)
 Dick Wood 2-0 (regular season)
 Hadl started Weeks 3 & 6-14
 Kemp started Weeks 1-2
 Wood started Weeks 4-5

1961
 Jack Kemp 12-2 (regular season)
 0-1 (postseason)

1960
 Jack Kemp 9-3 (regular season)
 0-1 (postseason)
 Bobby Clatterback 1-1 (regular season)
 Kemp started Weeks 1-3 & 6-14
 Clatterback started Weeks 4-5

HISTORY

CHARGERS IN THE POWER BLUES



Philip Rivers


The Chargers have won 10 of the last 11 games while wearing their "power blue" / powder blue jerseys. Overall since the powder-blue color first reappeared in 1994 during the NFL's 75th Anniversary Season, the Chargers have a 12-6 record in those colored jerseys. The team redesigned its uniform in 2007, introducing a new powder blue alternate uniform, and the team is 7-1 in that uniform. From 1994-06, the Chargers wore their "Throwback" jerseys modeled after the uniforms worn by the 1963 AFL Championship squad 10 times (5-5 record). The Chargers will wear those same Throwback uniforms twice in 2010, Dec. 5 against the Raiders and Dec. 16 against the San Francisco 49ers.

Date	Opponent	W/L	Score	Date	Opponent	W/L	Score
10/09/94	Kansas City	W	20-6	11/05/06	Cleveland	W	32-25
12/05/94	Los Angeles Raiders	L	17-24	10/14/07	Oakland	W	28-14
10/29/00	Oakland	L	13-15	11/11/07	Indianapolis	W	23-21
11/03/02	New York Jets	L	13-44	10/12/08	New England	W	30-10
09/21/03	Baltimore	L	10-24	12/04/08	Oakland	W	34-7
10/10/04	Jacksonville	W	34-21	01/03/09	Indianapolis	W	23-17 OT
10/10/05	Pittsburgh	L	22-24	09/14/09	at Oakland	W	24-20
11/20/05	Buffalo	W	48-10	10/19/09	Denver	L	23-34
10/08/06	Pittsburgh	W	23-13	11/29/09	Kansas City	W	43-14



SAN DIEGO CHARGERS

2008 AFC Wild Card Playoffs San Diego Chargers 23, Indianapolis Colts 17 (OT) Saturday, Jan. 3, 2009 - Qualcomm Stadium (San Diego, CA)



The San Diego Chargers' miracle season of 2008 stayed alive as the Bolts rallied from a 17-14 fourth quarter deficit behind an outstanding defensive effort and the legs of **Darren Sproles** to defeat the Indianapolis Colts, 23-17, in overtime in a Saturday night home playoff game at Qualcomm Stadium. After trailing 7-0 and 10-7, the Chargers rallied and led 14-10 at the half. In the third quarter, the Colts caught the Chargers off guard while substituting defenders and made them pay with a 72-yard TD pass from **Peyton Manning** to **Reggie Wayne**. San Diego's defense settled down though and did not allow the Colts any more points. A key defensive stand late in the fourth quarter, fueled by **Tim Dobbins'** sack of Manning at the Colts' one-yard line, allowed the offense time for one final drive in regulation. **Philip Rivers** drove the Bolts to the Colts' eight-yard line and **Nate Kaeding's** field goal from 26 yards out tied the game with 31 seconds left. **San Diego** won the coin toss in overtime and Rivers led the offense on an 11-play, 75-yard march that ended with a 22-yard touchdown run by Sproles to win the game in overtime. Sproles finished the night with 328 all-purpose yards, the third-most ever by a player in an NFL Playoff game. Dobbins' sack that enabled the Bolts to begin the comeback was the first of his career.

Score by Quarters		Q1	Q2	Q3	Q4	OT	Total
Indianapolis Colts		7	3	7	0	0	17
San Diego Chargers		0	14	0	3	6	23

Tm	Qtr	Time	Play Description (PAT & Drive)	IND	SAN
IND	1	2:59	Addai 1 yd run (Vinatieri kick) (9-81, 5:02)	7	0
SD	2	10:15	Tomlinson 3 yd run (Kaeding kick) (4-44, 2:18)	7	7
IND	2	6:46	Vinatieri 43 yd Field Goal (8-42, 3:29)	10	7
SD	2	0:42	Sproles 3 yd run (Kaeding kick) (6-45, 2:19)	10	14
IND	3	8:10	Wayne 72 yd pass from Manning (Vinatieri kick) (5-91, 1:32)	17	14
SD	4	0:31	Kaeding 26 yd Field Goal (7-30, 1:17)	17	17
SD	5	8:40	Sproles 22 yd run (10-75, 6:20) (10-75, 6:20)	17	23

Attendance — 68,082

Team Statistics		IND	SAN	IND	SAN
TOTAL FIRST DOWNS					
Rushing	17	26	Blocked	0	0
Passing	5	11	FGs - PATs Blocked	0-0	0-0
Punting	11	12	Net Punting Avg	31.5	51.7
Penalty	1	3	TOTAL RETURN YARDS	105	178
3RD DOWN EFF	6-15-40%	6-14-43%	Punt Returns	2-6	3-72
4TH DOWN EFF	0-1-0%	1-1-100%	Kickoff Returns	4-63	4-106
TOTAL NET YARDS	366	357	Interception Returns	1-36	0-0
Total Yds	65	73	PENALTIES No. and Yds	9-74	3-40
Average / Play	5.6	4.9	FUMBLES No. and Lost	0-0	1-1
NET YARDS RUSHING	64	167	TOUCHDOWNS	2	3
Total Plays	22	33	Rushing	1	3
Average / Play	2.9	5.1	Passing	1	0
TFLs - Yards Lost	1-1	3-5	EXTRA POINTS	2-2	2-2
NET YARDS PASSING	302	190	Kicking	2-2	2-2
Sacked - Yards Lost	1-8	4-27	FIELD GOALS	1-1	1-1
Cross Yards	310	217	RED ZONE EFF	1-1-100%	2-4-50%
ATT-COMP-INT	42-25-0	36-20-1	GOAL TO GO EFF	1-1-100%	2-3-67%
Avg / Play	7.0	4.8	SAFETIES	0	0
KICKOFFS-In EZ-TB	5-3-1	4-0-0	FINAL SCORE	17	23
PUNTS No. and Avg	6-46.8	6-52.7	TIME OF POSSE	29:11	37:09

INDIANAPOLIS												SAN DIEGO											
Rushing	No	Yds	Avg	Lg	TD	Rushing	No	Yds	Avg	Lg	TD												
Addai	16	44	2.8	11	1	Sproles	22	105	4.8	22	2												
Rhodes	4	12	3.0	5	0	Tomlinson	5	25	5.0	13	1												
Clark	1	9	9.0	9	0	Bennett	4	24	6.0	14	0												
Manning	1	-1	-1.0	-1	0	Rivers	2	13	6.5	12	0												

Passing												A C Yds S-L TD Lg In Rt											
Manning	42	25	310	1-8	1	72	0	90	4	36	20	21	7	27	0	30	1	61.9					

Receiving												No Yds Avg Lg TD											
Clark	7	33	4.7	9	0	Gates	8	87	10.9	30	0												
Gonzalez	6	97	16.2	36	0	Sproles	5	45	9.0	17	0												
Wayne	4	129	32.3	72	1	Chambers	4	57	14.3	25	0												
Addai	4	28	7.0	8	0	Nanaee	1	15	15.0	15	0												
Harrison	3	20	6.7	9	0	Bennett	1	7	7.0	7	0												
Robinson	1	3	3.0	3	0	Hester	1	6	6.0	6	0												

INT												No Yds Avg Lg TD											
Betha	1	36	36.0	36	0	None	0	0	0	0	0												

Punting												No Yds Avg Net TB I20 Lg											
Smith	6	281	46.8	31.5	1	0	63	Sciffes	6	316	52.7	51.7	0	6	67								

Punt Ret												No Yds Avg FC Lg TD											
Ratiff	2	6	3.0	2	4	0	Sproles	3	72	24.0	0	28	0										

KO Ret												No Yds Avg Lg TD											
Simpson	3	50	16.7	24	0	Sproles	4	106	26.5	32	0												
Reid	1	13	13.0	13	0																		

2007 AFC Championship Game New England Patriots 21, San Diego Chargers 12 Sunday, Jan. 20, 2008 - Gillette Stadium (Foxborough, MA)



Despite playing with a torn ACL in his right knee, **Philip Rivers** started and played the entire game. The contest was played in subfreezing weather with a kickoff temperature of 23 degrees and a wind-chill factor of nine degrees. The Chargers were doomed by their inability to score touchdowns inside the red zone, instead settling for four **Nate Kaeding** field goals. NFL rushing champion **LaDainian Tomlinson**, who was suffering from a strained MCL in his left knee, tried to go, but was unable to complete the game. The Chargers struck first following a Tom Brady interception. The Chargers were also hurt by turnovers as a second-quarter interception thrown by Rivers resulted in a TD and a 14-6 lead for the Pats. The Chargers made another run at the Patriots in the third quarter, intercepting Brady on the opening drive. It would lead to one of the game's most critical plays. After the turnover, the Chargers drove to New England's four, but on 3rd-and-1, **Michael Turner** was tackled for a two-yard loss by former Bolt **Junior Seau** and the Chargers had to settle for another field goal. New England made the Chargers pay three series later as **Wes Welker** caught a six-yard pass from Brady and the Patriots extended their lead to 21-12. After a San Diego punt, New England took the ball with 9:13 left in the fourth quarter and killed the entire clock, overcoming a 2nd-and-18 early in the drive. With the win, the Patriots advanced to Super Bowl XLII to face the New York Giants.

Score by Quarters		Q1	Q2	Q3	Q4	Total
San Diego Chargers		3	6	3	0	12
New England Patriots		0	14	0	7	21

Tm	Qtr	Time	Play Description (PAT & Drive)	SAN	NE
SD	1	2:55	Kaeding 26 yd Field Goal (7-32, 2:12)	3	0
NE	2	13:48	Maroney 1 yd run (Gostkowski kick) (10-65, 4:07)	3	7
SD	2	9:14	Kaeding 23 yd Field Goal (9-65, 4:34)	6	7
NE	2	3:51	Gaffney 12 yd pass from Brady (Gostkowski kick) (2-24, 0:45)	6	14
SD	2	0:08	Kaeding 40 yd Field Goal (6-43, 1:38)	9	14
SD	3	8:36	Kaeding 24 yd Field Goal (8-43, 3:56)	12	14
NE	4	12:15	Welker 6 yd pass from Brady (Gostkowski kick) (8-67, 4:17)	12	21

Attendance — 68,756

Team Statistics		SAN	NE	SAN	NE
TOTAL FIRST DOWNS					
Rushing	4	13	FGs - PATs Blocked	0-0	0-0
Passing	12	11	Net Punting Avg	34.0	36.0
Penalty	1	1	TOTAL RETURN YARDS	114	99
3RD DOWN EFF	3-12-25%	7-13-54%	Punt Returns	3-16	0-0
4TH DOWN EFF	0-0-0%	0-0-0%	Kickoff Returns	4-84	5-92
TOTAL NET YARDS	311	347	Interception Returns	3-14	2-7
Total Plays	60	66	PENALTIES No. and Yds	1-5	2-19
Average / Play	5.2	5.3	FUMBLES No. and Lost	1-0	1-0
NET YARDS RUSHING	104	149	TOUCHDOWNS	0	3
Total Plays	22	31	Rushing	0	1
Average / Play	4.7	4.8	Passing	0	2
TFLs - Yards Lost	1-2	1-1	EXTRA POINTS	0-0	3-3
NET YARDS PASSING	207	198	Kicking	0-0	3-3
Sacked - Yards Lost	1-4	2-11	FIELD GOALS	4-4	0-0
Cross Yards	211	209	RED ZONE EFF	0-3-0%	3-4-75%
ATT-COMP-INT	37-19-2	33-22-3	GOAL TO GO EFF	0-2-0%	2-3-67%
Avg / Play	5.4	5.7	SAFETIES	0	0
KICKOFFS-In EZ-TB	5-0-0	4-1-0	FINAL SCORE	12	21
PUNTS No. and Avg	5-38.0	4-40.0	TIME OF POSSE	26:40	33:20

SAN DIEGO												NEW ENGLAND											
Rushing	No	Yds	Avg	Lg	TD	Rushing	No	Yds	Avg	Lg	TD												
Turner	17	65	3.8	12	0	Maroney	25	122	4.9	20	1												
Sproles	3	34	11.3	26	0	Moss	1	14	14.0	14	0												
Tomlinson	2	5	2.5	3	0	Faulk	1	8	8.0	8	0												
						Evans	2	7	3.5	4	0												
						Brady	2	-2	-1.0	-1	0												

Passing												A C Yds S-L TD Lg In Rt											
Rivers	37	19	211	1-4	0	21	2	46.1															

Receiving												No Yds Avg Lg TD											
Chambers	7	90	12.9	20	0																		
Jackson	6	93	15.5	21	0	Receiving	No	Yds	Avg	Lg	TD												
Gates	2	17	8.5	9	0	Faulk	8	82	10.3	14	0												
Sproles	2	5	2.5	4	0	Welker	7	56	8.0	12	1												
Turner	1	5	5.0	5	0	Stallworth	2	11	5.5	6	0												
Tomlinson	1	1	1.0	1	0	Moss	1	18	18.0	18	0												
						Evans	1	13	13.0	13	0												
						Gaffney	1	12	12.0	12	1												
						Florence	1	9	9.0	9	0												
						Cromartie	1	7	7.0	7	0												
						Jammer	1	0	0.0	0	0												

Punting												No Yds Avg Net TB I20 Lg											
Sciffes	5	190	38.0	34.0	1	2	49	INT	No	Yds	Avg	Lg	TD										
								Samuel	1	10	10.0	10	0										
								Hobbs	1	-3	-3.0	-3	0										

Punt Ret												No Yds Avg FC Lg TD											
Sproles	3	16	5.3	0	13	0	Hanson	4	160	40.0	36.0	0	1	48									

KO Ret												No Yds Avg FC Lg TD											
Sproles	4	84	21.0	23	0	Welker	0	0	0.0	1	0	0											
						Faulk	0	0	0.0	2	0	0											

KO Ret												No Yds Avg FC Lg TD											
Maroney	2	43	21.5	22	0																		
Hobbs	2	39	19.5	24	0																		

2007 AFC Divisional Playoffs

San Diego Chargers 28, Indianapolis Colts 24
Sunday, Jan. 13, 2008 - RCA Dome (Indianapolis, IN)



The Chargers advanced to the AFC Championship game in New England with a 28-24 win in the final-ever game at the RCA Dome. The contest included multiple lead changes that were sparked by a handful of reserves who were forced into action after key starters were sidelined with injuries. Down 7-0, **Philip Rivers** threw an interception and the Colts drove to the Chargers' 17-yard line, but **Antonio Cromartie** forced a fumble by **Marvin Harrison** to end the threat. The Chargers capitalized, tying the game on a touchdown pass from Rivers to **Vincent Jackson**. Late in the second quarter, Cromartie snagged his second takeaway when a slightly overthrown **Peyton Manning** pass went off **Reggie Wayne's** fingertips. Cromartie returned the interception 89 yards for what appeared to be a go-ahead score, but a holding call during the return brought the play back to midfield and the teams went to the locker room with Indy up 10-7. The Chargers scored on their opening possession of the second half and took their first lead at 14-10. Indianapolis then drove to the Chargers' four, but rookie safety **Eric Weddle** intercepted a pass intended for **Kenton Keith**. On the last play of the third quarter, Rivers tossed his third touchdown pass of the day, a short screen that **Darren Sproles** took 56 yards to the house, but the euphoria of the 21-17 lead was temporarily damped as Rivers left the game with a sprained right knee suffered on the play. With Rivers out, **LaDainian Tomlinson** also battling a sore knee and the Colts retaking the lead 24-21, backups **Billy Volek** and **Michael Turner** were called on to carry the load. And they delivered with Volek giving the Chargers the lead one final time on a one-yard quarterback sneak with 4:54 remaining. The Colts had two late injuries to reclaim the lead, but the Bolts defense buckled down with two stops on downs, including one at the Chargers' seven yard line and another that started far down the field thanks to a 66-yard punt by **Mike Scifres** as the Chargers held on for the victory.

Score by Quarters		Q1	Q2	Q3	Q4	Total
San Diego Chargers		0	7	14	7	28
Indianapolis Colts		7	3	7	7	24

TM	Qtr	Time	Play Description (PAT & Drive)	SAN	IND
IND	1	9:13	Clark 25 yd pass from Manning (Vinateri kick) (9-76, 5:47)	0	7
SD	2	8:38	Jackson 14 yd pass from Rivers (Kaeidng kick) (10-78, 7:16)	7	7
IND	2	5:10	Vinateri 46 yd Field Goal (8-44, 3:28)	7	10
SD	3	11:33	Chambers 30 yd pass from Rivers (Kaeidng kick) (6-83, 3:27)	14	10
IND	3	2:53	Wayne 9 yd pass from Manning (Vinateri kick) (5-50, 3:02)	14	17
SD	3	0:00	Sproles 56 yd pass from Rivers (Kaeidng kick) (5-74, 2:53)	21	17
IND	4	10:07	Gonzalez 55 yd pass from Manning (Vinateri kick) (3-56, 0:43)	21	24
SD	4	4:50	Volek 1 yd run (Kaeidng kick) (8-78, 5:17)	28	24

Team Statistics		SAN	IND	SAN	IND
TOTAL FIRST DOWNS		29	20	Blocked	0
Rushing		4	4	FGs - PATs Blocked	0-0
Passing		21	14	Net Punting Avg.	29.0
Penalty		4	2	TOTAL RETURN YARDS	47
3RD DOWN EFF	3-11-27%	6-10-60%		Punt Returns	3-46
4TH DOWN EFF	2-4-50%	0-0-0%		Kickoff Returns	5-129
TOTAL NET YARDS	446	411		Interception Returns	1-1
Total Plays	66	53		PENALTIES No. and Yds	5-54
Average / Play	6.8	7.8		FUMBLES No. and Lost	1-1
NET YARDS RUSHING	44	99		TOUCHDOWNS	3
Total Plays	38	30		Rushing	0
Average / Play	2.4	3.3		Passing	3
TFLEs - Yards Lost	3-9	0-0		EXTRA POINTS	3-3
NET YARDS PASSING	402	312		Kicking	3-3
Sacked - Yards Lost	0-0	0-0		FIELD GOALS	1-1
Gross yards passing	402	312		RED ZONE EFF	1-3-33%
ATT-COMP-INT	48-33-2	23-17-1		GOAL TO GO EFF	1-2-50%
Avg / Play	8.4	13.6		SAFETIES	0
KICKOFFS-IN-EZ-TB	5-5-1	5-2-0		FINAL SCORE	24
PUNTS No. and Avg	1-49.0	3-59.0		TIME OF POSS	30:21

SAN DIEGO							INDIANAPOLIS							
Rushing	No	Yds	Avg	Lg	TD		Rushing	No	Yds	Avg	Lg	TD		
Turner	17	71	4.2	19	0		Addai	13	43	3.3	10	0		
Tomlinson	7	28	4.0	8	0		Keith	4	7	1.8	5	0		
Sproles	1	1	1.0	1	0		Manning	1	-6	-6.0	-6	0		
Rivers	2	0	0.0	1	0									
Volek	3	-1	-0.3	1	1									
							Passing	A	C	Yds	S-L	TD	Lg	Int
							Manning	48	33	402	0-0	3	55	2
							Receiving	No	Yds	Avg	Lg	TD		
							Addai	9	67	7.4	22	0		
							Wayne	7	76	10.9	21	1		
							Clark	6	95	15.8	25	1		
							Gonzalez	4	79	19.8	55	1		
							Harrison	2	27	13.5	17	0		
							Keith	2	23	11.5	18	0		
							Utecht	1	20	20.0	20	0		
							Aromashodu	1	13	13.0	13	0		
							Fletcher	1	2	2.0	2	0		
							INT	No	Yds	Avg	Lg	TD		
							Hayden	1	1	1.0	1	0		
							Punting	No	Yds	Avg	Net	TB	I20	Lg
							Smith	1	49	49.0	29.0	1	0	49
							PuntRet	No	Yds	Avg	FC	Lg	TD	
							Rushing	3	46	15.3	0	22	0	
							Net							
							KO Ret	No	Yds	Avg	Lg	TD		
							Sproles	4	99	24.8	30	4	0	
							Cromartie	0	4	0.0	4	0	0	

2007 AFC Wild Card Playoffs

San Diego Chargers 17, Tennessee Titans 6
Sunday, Jan. 6, 2008 - Qualcomm Stadium (San Diego, CA)



The Chargers won their first playoff game since 1995 on a cool day with intermittent rain showers before a capacity crowd at Qualcomm Stadium. The Bolts overcame a slow start and a 6-0 deficit at the half to rally and outscore the Titans 17-0 in the third and fourth quarters to win the game, 17-6. **Chris Chambers** and **Vincent Jackson** became the first pair of Chargers to each record more than 100 yards receiving in a playoff game since 1983 as Chambers went for 121, while Jackson tallied a career-high 114, including a touchdown catch that proved to be the eventual game winner. **Nate Kaeidng** field goal to open the third quarter made the score 6-3 and after a defensive stop, **Philip Rivers** tossed a 25-yard TD pass to Jackson for a 10-6 lead. Tennessee drove deep into San Diego territory on their next drive, but **Rob Rivers** pushed a 38-yard field goal wide to the left and the Chargers made them pay. Rivers engineered a 12-play, 72-yard drive and **LaDainian Tomlinson** scored from one yard on a fourth-and-one play to put the game away. Chambers 39-yard catch on a third-and-10 play set up the score late in the game. Tennessee was stymied in its comeback effort by a third-and-one and a **Drayton Florence** interception. The Titans finished their year 10-7, while the Chargers advanced to face Indianapolis in the AFC Divisional Playoff round.

Score by Quarters		Q1	Q2	Q3	Q4	Total
Tennessee Titans		3	3	0	0	6
San Diego Chargers		0	0	10	7	17

TM	Qtr	Time	Play Description (PAT & Drive)	TEN	SAN
TEN	1	9:37	Bironas 30 yd Field Goal (13-61, 5:23)	3	0
TEN	2	0:00	Bironas 44 yd Field Goal (11-39, 3:06)	6	0
SD	3	9:41	Kaeidng 20 yd Field Goal (12-86, 5:19)	6	3
SD	3	2:35	Jackson 25 yd pass from Rivers (Kaeidng kick) (7-78, 3:54)	6	10
SD	4	8:45	Tomlinson 1 yd run (Kaeidng kick) (12-72, 5:18)	6	17

Team Statistics		TEN	SAN	TEN	SAN
TOTAL FIRST DOWNS		15	17	Blocked	0
Rushing		6	5	FGs - PATs Blocked	0-0
Passing		9	11	Net Punting Avg.	37.2
Penalty		0	1	TOTAL RETURN YARDAGE	86
3RD DOWN EFF	9-16-56%	8-15-53%		Punt Returns	2-15
4TH DOWN EFF	0-0-0%	1-1-100%		Kickoff Returns	4-71
TOTAL NET YARDS	248	350		Interception Returns	1-0
Total Plays	62	63		PENALTIES No. and Yds	6-38
Average / Play	4.0	5.6		FUMBLES No. and Lost	1-1
NET YARDS RUSHING	119	68		TOUCHDOWNS	0
Total Plays	30	32		Rushing	0
Average / Play	4.0	2.1		Passing	0
TFLEs - Yards Lost	1-3	5-9		EXTRA POINTS	0-0
NET YARDS PASSING	129	282		Kicking	0-2-2
Sacked - Yards Lost	3-9	1-10		FIELD GOALS	2-3
Gross Yards	138	292		RED ZONE EFF	0-3-0%
ATT-COMP-INT	29-16-1	30-19-1		GOAL TO GO EFF	0-0-0%
Avg / Play	4.0	9.1		SAFETIES	0
KICKOFFS-IN-EZ-TB	2-0-0	4-0-0		FINAL SCORE	6
PUNTS No. and Avg	5-39.6	4-40.8		TIME OF POSS	27:41

TENNESSEE							SAN DIEGO							
Rushing	No	Yds	Avg	Lg	TD		Rushing	No	Yds	Avg	Lg	TD		
White	19	69	3.6	13	0		Tomlinson	21	42	2.0	12	1		
Hall	3	14	4.7	11	0		Turner	9	28	3.1	11	0		
Brown	4	13	3.3	5	0		Rivers	2	-2	-1.0	-1	0		
Young	2	12	6.0	9	0									
Davis	1	11	11.0	11	0		Passing	A	C	Yds	S-L	TD	Lg	Int
Henry	1	0	0.0	0	0		Rivers	30	19	292	1-0	3	19	1
							Receiving	No	Yds	Avg	Lg	TD		
							Chambers	6	121	20.2	39	1		
							Young	29	168	5.8	26	0		
							Jackson	5	114	22.8	34	1		
							Troupe	3	19	6.3	9	0		
							Moulds	3	18	6.0	10	0		
							Davis	2	15	7.5	16	0		
							Hartscock	1	5	5.0	5	0		
							Ealy	2	17	8.5	9	0		
							Davis	2	11	5.5	7	0		
							Gage	1	19	19.0	19	0		
							Hall	1	16	16.0	16	0		
							White	1	-3	-3.0	-3	0		
							Punting	No	Yds	Avg	Net	TB	I20	Lg
							Scifres	4	163	40.8	37.0	0	2	54
							INT	No	Yds	Avg	Lg	TD		
							Finnegan	1	0	0.0	0	0		
							PuntRet	No	Yds	Avg	FC	Lg	TD	
							Sproles	2	12	6.0	2	10	0	
							Punting	No	Yds	Avg	Net	TB	I20	Lg
							Henrich	5	198	39.6	37.2	0	4	43
							KO Ret	No	Yds	Avg	Lg	TD		
							Sproles							



SAN DIEGO CHARGERS

2006 AFC Divisional Playoffs New England Patriots 24, San Diego Chargers 21 Sunday, Jan. 14, 2007 - Qualcomm Stadium (San Diego, CA)



The Chargers' record-breaking season came to an end in heart-breaking fashion when the New England Patriots overcame an eight point deficit in the fourth quarter to defeat the Chargers, 24-21, in an AFC Divisional Playoff game before a record crowd of 68,810 in San Diego. After a sluggish start by both teams, San Diego took a 14-3 lead in the second quarter on touchdown runs by **LaDainian Tomlinson** and **Michael Turner**, but the Bolts defense gave up a late score and the Patriots trailed only 14-10 at the half. New England added a field goal in the third quarter to climb within a point, but the Chargers drove 83 yards in nine plays early in the fourth and took a 21-13 lead when Tomlinson scored from three yards out. The game appeared to be all but over when **Marlon McCree** intercepted **Tom Brady** on the following drive, but the Patriots **Troy Brown** stopped McCree during the runback and the Patriots recovered. Five plays later, **Reche Caldwell** caught a four-yard touchdown pass and the Pats tied it up on a successful two-point conversion. The Chargers got the ball back with a chance to reclaim the lead but instead went three-and-out and New England took a 24-21 lead on a 31-yard field goal with 1:10 left in the quarter. The Chargers rallied one last time, but **Nate Kaeding's** 54-yard field goal attempt with just a few seconds left came up short and the Patriots escaped with the win.

Score by Quarters	Q1	Q2	Q3	Q4	Total
New England Patriots	3	7	3	11	24
San Diego Chargers	0	14	0	7	21

TM	Qtr	Time	Play Description (PAT & Drive)	NE	SAN
NE	1	0:40	Gostkowski 50 yd Field Goal (9-33, 4:35)	3	0
SD	2	7:19	Tomlinson 2 yd run (Kaeding kick) (9-48, 4:31)	3	7
SD	2	2:04	Turner 6 yd run (Kaeding kick) (4-77, 2:23)	3	14
NE	2	0:08	Gaffney 6 yd pass from Brady (Gostkowski kick) (11-72, 1:56)	10	14
NE	3	2:11	Gostkowski 34 yd Field Goal (7-15, 3:09)	13	14
SD	4	8:35	Tomlinson 3 yd run (Kaeding kick) (9-83, 4:44)	13	21
NE	4	4:36	Caldwell 4 yd pass from Brady (Faulk run) (5-32, 1:40)	17	21
NE	4	1:10	Gostkowski 31 yd Field Goal (8-72, 2:20)	24	21

Attendance -- 68,810

Team Statistics	NE	SAN	NE	SD
TOTAL FIRST DOWNS	18	21	FGs - PATs Blocked	0-0
Rushing	3	12	Net Punting Avg.	39.3 36.6
Passing	12	9	TOTAL RETURN YARDS	70 152
Penalty	3	0	Punt Returns	1-0 5-34
3RD DOWN EFF	4-17-24%	5-14-36%	Kickoff Returns	4-70 5-91
4TH DOWN EFF	0-1-0%	1-2-50%	Interception Returns	1-0 3-27
TOTAL NET YARDS	327	352	PENALTIES No. and Yds	4-5 6-64
Total Plays	74	68	FUMBLES No. and Lost	2-0 3-3
Average / Play	4.4	5.2	TOUCHDOWNS	2 3
NET YARDS RUSHING	51	148	Rushing	0 3
Total Plays	21	33	Passing	2 0
Average / Play	2.4	4.5	EXTRA POINTS	2-2 3-3
TFLS - Yards Lost	3-7	1-7	Kicking	1-1 3-3
NET YARDS PASSING	276	204	Rushing	1-1 0-0
Sacked - Yards Lost	2-4	3-26	FIELD GOALS	3-3 0-1
Gross Yards	280	230	RED ZONE EFF	2-4-50% 3-3-100%
ATT-COMP-INT	51-27-3	32-14-1	GOAL TO GO EFF	1-1-100% 2-2-100%
Avg / Play	5.2	5.8	SAFETIES	0 0
KICKOFFS-In EZ-TB	6-0 0	4-0	FINAL SCORE	24 21
PLUNTS No. and Avg	7-44.1	7-36.6	TIME OF POSS	29:06 30:54
Blocked	0	0		

NEW ENGLAND

Rushing	No	Yds	Avg	Lg	TD	Rushing	No	Yds	Avg	Lg	TD
Faulk	6	25	4.2	7	0	Tomlinson	23	123	5.3	15	2
Dillon	8	18	2.3	5	0	Turner	3	24	8.0	17	1
Maroney	5	5	1.0	5	0	Neal	3	5	1.7	3	0
Brady	2	3	1.5	4	0	Rivers	3	3	1.0	2	0
						Parker	1	-7	-7.0	-7	0

Passing	A	C	Yds	S-L	TD	Lg	Int	Rt	Passing	A	C	Yds	S-L	TD	Lg	Int	Rt
Brady	51	27	280	2-4	2	49	3	57.6	Parker	32	14	230	3-26	0	58	1	55.5

Receiving	No	Yds	Avg	Lg	TD	Receiving	No	Yds	Avg	Lg	TD
Gaffney	10	103	10.3	17	1	Edwards	6	61	10.2	19	0
Caldwell	7	80	11.4	49	1	Gates	6	61	10.2	19	0
Brown	5	39	7.8	12	0	Tomlinson	2	64	32.0	58	0
Graham	2	38	19.0	19	0	Jackson	2	43	21.5	31	0
Faulk	2	11	5.5	6	0	Parker	2	42	21.0	21	0
Watson	1	9	9.0	9	0	Neal	2	20	10.0	11	0

INT	No	Yds	Avg	Lg	TD	INT	No	Yds	Avg	Lg	TD
Colvin	1	0	0.0	0	0	Florence	1	17	17.0	17	0
						Edwards	1	9	9.0	9	0
						McCree	1	1	1.0	1	0

Punting	No	Yds	Avg	Net	TB	Int	Lg	Punting	No	Yds	Avg	Net	TB	Int	Lg
Sauerbrum	7	309	44.1	39.3	0	1	56	Scifres	7	256	36.6	36.6	0	5	51

Punt Ret	No	Yds	Avg	FC	Lg	TD	Punt Ret	No	Yds	Avg	FC	Lg	TD
Faulk	1	0	0.0	1	0	0	Parker	5	34	6.8	2	13	0
Brown	0	0	0.0	2	0	0	Turner	3	75	25.0	32	0	
							Cromartie	1	15	15.0	15	0	
							McKinney	1	1	1.0	1	0	

KO Ret	No	Yds	Avg	Lg	TD	KO Ret	No	Yds	Avg	Lg	TD
Maroney	2	37	18.5	25	0	Turner	3	75	25.0	32	0
Hobbs	2	33	16.5	18	0	Cromartie	1	15	15.0	15	0

2004 AFC Wild Card Playoffs New York Jets 20, San Diego Chargers 17 (OT) Saturday, Jan. 8, 2005 - Qualcomm Stadium (San Diego, CA)



The Chargers' 2004 postseason came to an early end as in a 20-17 overtime loss to the New York Jets in a Wild Card Playoff Game at Qualcomm Stadium. A sellout crowd of 67,536 braved the elements as **Drew Brees** led a furious fourth quarter comeback during which the Chargers outscored New York 10-0 to send the game into overtime. Given new life by a roughing-the-passer penalty on what appeared to be San Diego's last play of the game, Brees found **Antonio Gates** in the end zone for a one-yard touchdown pass with 11 seconds left to send the game to the extra period. It was only the second overtime playoff game in team history. Both teams traded possessions in the extra period before **Nate Kaeding's** game-winning attempt from 40 yards sailed wide right, opening the door for New York to drive down and kick the game winner with five seconds left in overtime. **Keenan McCardell** scored the game's first touchdown on a 26-yard catch. He was initially ruled out of bounds, but San Diego challenged the call and the ruling was reversed. It was McCardell's sixth-career touchdown catch in the postseason. Brees opened the game by completing his first eight passes and on the McCardell touchdown drive, he was 5 of 5 for 61 yards and the touchdown. He finished the night 31 of 42 (73%), setting a team playoff record for completion percentage.

Score by Quarters	Q1	Q2	Q3	Q4	OT	Total
New York Jets	0	7	10	0	3	20
San Diego Chargers	0	7	0	10	0	17

TM	Qtr	Time	Play Description (PAT & Drive)	NYJ	SAN
SD	2	9:26	McCardell 26 yd pass from Brees (Kaeding kick) (13-88, 8:25)	0	7
NYJ	2	2:54	Becht 13 yd pass from Pennington (Brien kick) (5-37, 2:19)	7	7
NYJ	3	10:29	Moss 47 yd pass from Pennington (Brien kick) (5-75, 2:31)	14	7
NYJ	3	1:23	Brien 42 yd field goal (8-42, 5:31)	17	7
SD	4	10:43	Kaeding 35 yd field goal (12-54, 5:40)	17	10
SD	4	0:11	Gates 1 yd pass from Brees (Kaeding kick) (10-80, 4:35)	17	17
NYJ	5	0:05	Brien 28 yd field goal (8-60, 4:14)	20	17

Attendance -- 67,536

Team Statistics	NYJ	SAN	NYJ	SAN
TOTAL FIRST DOWNS	20	24	PUNTS - No.-Avg	5-39.8 5-36.4
Rushing	3	11	Blocked	0 0
Passing	14	11	Net Punting Avg.	33.6 36.4
Penalty	3	2	TOTAL RETURN YARDS	88 96
3RD DOWN EFF	5-13-38%	6-15-40%	Punt Returns	0 0 2-11
4TH DOWN EFF	0-0-0%	0-0-0%	Kickoff Returns	3-66 5-85
TOTAL NET YARDS	396	408	Interception Returns	1-22 0-0
Total Plays	63	77	PENALTIES No. and Yds	8-49 9-75
Average / Play	6.3	5.3	FUMBLES No. and Lost	0-0 1-0
NET YARDS RUSHING	126	100	TOUCHDOWNS	2 2
Attempts	28	33	Rushing	0 0
Average / Play	4.5	3.0	Passing	2 2
TFLS - Yards Lost	0-0	3-5	EXTRA POINTS	2-2 2-2
NET YARDS PASSING	270	308	FIELD GOALS	2-3 1-2
Sacked - Yards Lost	2-9	2-11	RED ZONE EFF	1-3-33% 1-2-50%
Gross Yards	279	319	GOAL TO GO EFF	0-0-0% 1-1-100%
ATT-COMP-INT	33-23-0	42-31-1	SAFETIES	0 0
Avg / Play	7.7	7.0	FINAL SCORE	20 17
KICKOFFS-In EZ-TB	5-0 0	4-1-1	TIME OF POSS	35:39 39:16

NEW YORK JETS

Rushing	No	Yds	Avg	Lg	TD	Rushing	No	Yds	Avg	Lg	TD
Martin	18	66	3.7	12	0	Tomlinson	26	80	3.1	12	0
Jordan	7	50	7.1	19	0	Brees	5	17	3.4	7	0
Pennington	3	10	3.3	6	0	Neal	1	3	3.0	3	0
						Parker	1	0	0.0	0	0

Passing	A	C	Yds	S-L	TD	Lg	Int	Rt	Passing	A	C	Yds	S-L	TD	Lg	Int	Rt
Pennington	33	23	279	2-9	2	47	0	115.6	Brees	42	31	319.2	11	2	44	110.2	

Receiving	No	Yds	Avg	Lg	TD	Receiving	No	Yds	Avg	Lg	TD
McCareins	8	87	10.9	21	0	Parker	9	93	10.3	16	0
Moss	4	100	25.0	47	1	Jordan	9	53	5.9	10	0
Martin	4	47	11.8	23	0	Tomlinson	6	89	14.8	24	0
Jordan	3	18	6.0	13	0	Gates	4	50	12.5	26	1
Baker	2	7	3.5	4	0	McCardell	4	50	12.5	26	1
Becht	1	13	13.0	13	1	Peele	3	34	11.3	20	0
Carter	1	7	7.0	7	0	Int					

INT	No	Yds	Avg	Lg	TD	INT	No	Yds	Avg	Lg	TD
Tongue	1	22	22.0	22	0	None					

Punting	No	Yds	Avg	Net	TB	Int	Lg	Punting	No	Yds	Avg	Net	TB	Int	Lg
Gowin	5	199	39.8	33.6	1	2	47	Scifres	5	182	36.4	36.4	0	1	42

Punt Ret	No	Yds	Avg	FC	Lg	TD	Punt Ret	No	Yds	Avg	FC	Lg	TD
Moss	0	0	0.0	3	0	0	Parker	2	11	5.5	2	14	0

KO Ret	No	Yds	Avg	Lg	TD	KO Ret	No	Yds	Avg	Lg	TD
Cotchery	3	66	22.0	25	0	Dwight	5	85	17.0	25	0

1995 AFC Wild Card Playoffs

Indianapolis Colts 35, San Diego Chargers 20

Sunday, Dec. 31, 1995 - Jack Murphy Stadium (San Diego, CA)



The Colts came to San Diego for a New Year's Eve showdown and knocked the defending AFC Champions out of the playoffs in the Wild Card round with a 35-20 win at Jack Murphy Stadium. The Chargers outgained Indianapolis in total yardage, 429 to 333, but the Colts chalked up 178 yards rushing, including 147 yards and two touchdowns by rookie running back **Zack Crockett**. The game was a seesaw battle that included six lead changes, however Indianapolis scored two touchdowns in the fourth quarter to seal the win. **Stu Humphries** finished the day with 292 yards passing and two touchdowns, but four interceptions proved costly in the defeat.

Score by Quarters	Q1	Q2	Q3	Q4	Total
Indianapolis Colts	0	14	7	14	35
San Diego Chargers	3	7	7	3	20

Tm	Qtr	Time	Play Description (PAT & Drive)	IND	SAN
SD	1	9:28	Carney 28 yd field goal (9-30, 3:25)	0	3
IND	2	14:03	Dilger 2 yd pass from Harbaugh (Blanchard kick) (8-27, 3:45)	7	0
SD	2	5:48	Pupunu 6 yd pass from Humphries (Carney kick) (18-68, 8:15)	7	10
IND	2	1:47	Crockett 33 yd run (Blanchard kick) (8-80, 4:01)	14	10
SD	3	4:20	Jefferson 11 yd pass from Humphries (Carney kick) (12-90, 6:50)	14	17
IND	3	4:1	Dawkins 42 yd pass from Harbaugh (Blanchard kick) (7-81, 3:39)	21	17
SD	4	11:53	Carney 30 yd field goal (8-55, 3:48)	21	20
IND	4	11:28	Crockett 66 yd run (Blanchard kick) (1-66, 0:25)	28	20
IND	4	6:55	Harbaugh 3 yd run (Blanchard kick) (6-23, 3:31)	35	20

Attendance — 61,182

Total Statistics	IND	SAN	IND	SAN	
TOTAL FIRST DOWNS	19	27	PUNTS No. and Avg.	5-37.4	2-54.5
Rushing	10	7	Blocked	0	2
Passing	9	20	TOTAL RETURN YARDS	243	133
Penalty	0	0	Punt Returns	2-52	0-0
3RD DOWN EFF	8-13-62%	10-17-59%	Kickoff Returns	5-110	6-133
TOTAL NET YARDS	333	429	Interception Returns	4-81	1-0
Total Plays	58	80	PENALTIES No. and Yds	4-30	4-24
Average / Play	5.7	5.4	FUMBLE No. and Lost	2-0	0-0
NET YARDS RUSHING	178	145	TOUCHDOWNS	5	2
Total Plays	29	32	Rushing	3	0
Average / Play	6.1	4.5	Passing	3	2
NET YARDS PASSING	155	284	Returns	0	0
Sacked - Yards Lost	2-20	1-8	EXTRA POINTS	5-5	2-2
Gross Yards	175	292	FIELD GOALS	0-0	2-2
ATT-COMP-INT	27-16-1	47-23-4	FINAL SCORE	35	20
Avg / Play	5.3	5.9	TIME OF POSS	28:51	31:09
KICKOFFS-IN-EZ-TB	6-1-0	5-3-0			

INDIANAPOLIS

Rushing	No	Yds	Avg	Lg	TD
Crockett	13	147	11.3	66t	2
Faulk	1	16	16.0	16	0
Harbaugh	5	10	2.0	7	1
Warren	10	5	0.5	4	0

Passing	A	C	Yds	S-L	TD	Lg	Int	Rt
Harbaugh	27	16	175	20	2	42t	1	87t

Receiving	No	Yds	Avg	Lg	TD
Turner	5	64	12.8	21	0
Warren	4	45	11.3	17	0
Dawkins	2	49	24.5	42t	1
Crockett	2	10	5.0	6	0
Dilger	2	9	4.5	7	1
Humphrey	1	-2	-2.0	-2	0

INT	No	Yds	Avg	Lg	TD
Belsler	2	68	34.0	36	0
Grant	1	13	13.0	13	0
McElroy	1	0	0.0	0	0

Punting	No	Yds	Avg	TB	I20	Lg
Gardocki	5	187	37.4	1	2	39

Punt Ret	No	Yds	FC	Lg	TD	
Buchanan	2	52	26.0	0	46	0

KO Ret	No	Yds	Avg	Lg	TD
Bailey	2	44	22.0	25	0
Warren	2	38	19.0	22	0
Humphrey	1	28	28.0	28	0

SAN DIEGO

Rushing	No	Yds	Avg	Lg	TD
Hayden	18	80	4.4	15	0
Humphries	4	32	8.0	17	0
Fletcher	3	23	7.7	20	0
Means	6	11	1.8	5	0
Harmon	1	-1	-1.0	-1	0

Passing	A	C	Yds	S-L	TD	Lg	Int	Rt
Humphries	47	23	292	1-8	2	26	4	47s

Receiving	No	Yds	Avg	Lg	TD
Harmon	10	133	13.3	24	0
Martin	3	39	13.0	18	0
Jefferson	3	33	11.0	12	1
Pupunu	3	26	13.0	13	1
Fletcher	2	42	21.0	26	1
Seay	2	19	9.5	11	0

Punt Ret	No	Yds	FC	Lg	TD	
Coleman	0	0	0.0	2	0	0

KO Ret	No	Yds	Avg	Lg	TD
Coleman	6	133	22.2	28	0

Punting	No	Yds	Avg	TB	I20	Lg
Bennett	2	109	54.5	0	0	65

Punt Ret	No	Yds	FC	Lg	TD	
Coleman	0	0	0.0	2	0	0

KO Ret	No	Yds	Avg	Lg	TD
Coleman	6	133	22.2	28	0

Super Bowl XXIX

San Francisco 49ers 49, San Diego Chargers 26

Sunday, Jan. 29, 1995 - Joe Robbie Stadium (Miami, FL)



The Chargers were no match for the high-powered San Francisco offense as the 49ers scored early and often en route to handing San Diego a 49-26 defeat. **Steve Young** passed for four first-half touchdowns as the 49ers jumped out to a 28-10 lead at halftime.

The barrage continued in the second half and Young finished the night with 325 yards and six touchdown passes. The Chargers' offense was forced to play catch-up most of the game, and as a result, quarterback **Stu Humphries** passed 49 times, completing 24 for 275 yards with one touchdown, but two interceptions proved costly. **Natron Means** became the youngest player in Super Bowl history to score a touchdown when the 22-year-old dived over the 49ers' defense for a one-yard scoring plunge in the first quarter. Chargers rookie **Andre Coleman** tied a Super Bowl record for the longest kickoff return when he went 98 yards for a touchdown in the third quarter. Following the kickoff return, Humphries passed to **Mark Seay** for the first two-point conversion in Super Bowl history. Later, after a 30-yard Humphries to **Tony Martin** touchdown pass late in the fourth quarter, Humphries completed his second two-point conversion of the game, this time to **Alfred Pappas**. Linebackers Dennis Gibson and Junior Seau led the Chargers with 11 tackles apiece, while Seau added a sack. **Raylee Johnson** paced the Chargers with two sacks.

Score by Quarters	Q1	Q2	Q3	Q4	Total
San Diego Chargers	7	3	8	8	26
San Francisco 49ers	14	14	14	7	49

Tm	Qtr	Time	Play Description (PAT & Drive)	SAN	SF
SF	1	13:36	Rice 44 yd pass from Young (Brien kick) (3-59, 1:24)	0	7
SF	1	10:05	Watters 51 yd pass from Young (Brien kick) (4-79, 1:53)	0	14
SD	1	2:44	Means 1 yd run (Carney kick) (13-78, 7:21)	7	14
SF	2	13:02	Floyd 5 yd pass from Young (Brien kick) (10-70, 4:42)	7	21
SF	2	4:44	Watters 8 yd pass from Young (Brien kick) (9-49, 4:51)	7	28
SD	2	1:44	Carney 31 yd field goal (8-62, 3:00)	10	28
SF	3	9:35	Watters 9 yd run (Brien kick) (7-62, 3:45)	10	35
SF	3	3:18	Rice 15 yd pass from Young (Brien kick) (10-67, 4:07)	10	42
SD	3	3:01	Coleman 98 yd kickoff return (Seay pass from Humphries)	18	42
SF	4	13:49	Rice 7 yd pass from Young (Brien kick) (6-32, 1:19)	18	49
SD	4	2:25	Martin 30 yd pass from Humphries (Pupunu pass from Humphries) (8-67, 1:56)	26	49

Attendance — 74,107

Total Statistics	SAN	SF	PUNTS No. and Avg.	SAN	SF
TOTAL FIRST DOWNS	20	28	PUNTS No. and Avg.	4-48.8	5-39.8
Rushing	5	10	Blocked	0	0
Passing	14	17	TOTAL RETURN YARDS	243	76
Penalty	1	1	Punt Returns	3-1	2-12
3RD DOWN EFF	6-16-38%	7-13-54%	Kickoff Returns	8-242	4-48
TOTAL NET YARDS	356	449	Interception Returns	0-0	3-16
Total Plays	74	73	PENALTIES No. and Yds	6-63	3-18
Average / Play	4.7	6.2	FUMBLE No. and Lost	1-0	2-0
NET YARDS RUSHING	67	133	TOUCHDOWNS	3	7
Total Plays	19	32	Rushing	1	1
Average / Play	3.5	4.2	Passing	1	6
NET YARDS PASSING	287	316	Returns	1	0
Sacked - Yards Lost	2-18	3-15	EXTRA POINTS	3-3	7-7
Gross Yards	305	331	FIELD GOALS	1-1	0-1
ATT-COMP-INT	55-27-3	38-25-0	FINAL SCORE	26	49
Avg / Play	5.0	7.7	TIME OF POSS	28:29	31:31

SAN DIEGO

Rushing	No	Yds	Avg	Lg	TD
Means	13	33	2.5	11	1
Harmon	2	10	5.0	10	0
Jefferson	1	10	10.0	10	0
Gilbert	1	8	8.0	8	1
Bienemy	1	3	3.0	3	0
Humphries	1	3	3.0	3	0

Passing	A	C	Yds	S-L	TD	Lg	Int	Rt
Humphries	49	24	275	1-8	1	33	2	56t
Gilbert	6	3	30	0-0	0	20	1	25t

Receiving	No	Yds	Avg	Lg	TD
Harmon	8	68	8.5	20	0
Seay	7	75	10.7	22	0
Pupunu	4	48	12.0	23	0
Martin	3	59	19.7	30t	1
Jefferson	2	15	7.5	9	0
Bienemy	1	33	33.0	33	0
Means	1	4	4.0	4	0
Young	1	3	3.0	3	0

Punt Ret	No	Yds	FC	Lg	TD	
Gordon	3	1	0.3	2	1	0

KO Ret	No	Yds	Avg	Lg	TD
Coleman	8	242	30.3	98t	1

SAN FRANCISCO

Rushing	No	Yds	Avg	Lg	TD
Young	5	49	9.8	21	0
Watters	15	47	3.1	13	1
Floyd	9	32	3.6	6	0
Rice	1	10	10.0	10	0
Carter	2	-5	-2.5	-1	0

Passing	A	C	Yds	S-L	TD	Lg	Int	Rt
Young	36	24	325	1-5	6	51t	0	134t
Musgrave	1	1	6	0-0	0	6	0	91t
Grbac	1	0	0	0-0	0	0	0	0

Receiving	No	Yds	Avg	Lg	TD
Rice	10	149	14.9	44t	3
Taylor	4	43	10.8	16	0
Floyd	4	26	6.5	9	1
Watters	3	61	20.3	51t	2
Jones	2	41	20.5	33	0
Popson	1	6	6.0	6	0
McCaffrey	1	5	5.0	5	0

INT	No	Yds	Avg	Lg	TD
Sanders	1	15	15.0	15	0
Cook	1	1	1.0	1	0
Davis	1	0	0.0	0	0

Punting</



SAN DIEGO CHARGERS

1994 AFC Championship Game San Diego Chargers 17, Pittsburgh Steelers 13 Sunday, Jan. 15, 1995 - Three Rivers Stadium (Pittsburgh, PA)



The Chargers advanced to the Super Bowl for the first time in franchise history with a stunning 17-13 upset victory over the heavily-favored Pittsburgh Steelers in Three Rivers Stadium. San Diego started the game slowly and Pittsburgh led the Bolts 10-3 at the end of the first half, while outgaining San Diego in total yardage, 229 to 46. The Steelers opened the second half with a field goal to extend the lead to 13-3. Later in the quarter, **Stan Humphries** connected with **Al Pupunu** on a 43-yard touchdown strike to close the gap to 13-10. The score remained as such until late in the fourth quarter when Humphries threw another 43-yard touchdown pass, this one to **Tony Martin**, and the Bolts claimed their first lead of the game at 17-13. Pittsburgh took the ensuing kickoff and drove to the Chargers' nine-yard line with two minutes left in the game, but San Diego's defense stopped the Steelers on downs, including a dramatic pass defended on fourth down by linebacker **Dennis Gibson** that sealed the victory and silenced the Three Rivers crowd.

Score by Quarters	Q1	Q2	Q3	Q4	Total
San Diego Chargers	0	3	7	7	17
Pittsburgh Steelers	7	3	3	0	13

TM	Qtr	Time	Play Description (PAT & Drive)	SAN	PIT
PT	1	7:28	Williams 16 yd pass from O'Donnell (Anderson kick) (13-67, 7:32)	0	7
SD	2	3:41	Carney 20 yd field goal (6-77, 3:11)	0	3
PIT	2	:09	Anderson 39 yd field goal (12-51, 3:22)	3	10
PIT	3	10:37	Anderson 23 yd field goal (9-50, 3:32)	3	13
SD	3	8:03	Pupunu 43 yd pass from Humphries (Carney kick) (5-64, 2:34)	10	13
SD	4	5:13	Martin 43 yd pass from Humphries (Carney kick) (8-80, 4:44)	17	13

Attendance — 61,545

Team Statistics	SAN	PIT	SAN	PIT
TOTAL FIRST DOWNS	13	22	PUNTS No. and Avg. 5-38.4	5-44.4
Rushing	4	4	Blocked	0
Passing	8	17	TOTAL RETURN YARDS	74
Penalty	1	1	Punt Returns	2-2
3RD DOWN EFF	3-11-27%	11-20-55%	Kickoff Returns	3-72
TOTAL NET YARDS	226	415	Interception Returns	0-1
Total Plays	47	80	PENALTIES No. and Yds	3-15
Average / Play	4.8	5.2	FUMBLES No. and Lost	0-0
NET YARDS RUSHING	66	66	TOUCHDOWNS	2
Total Plays	24	26	Rushing	0
Average / Play	2.8	2.5	Passing	2
NET YARDS PASSING	160	349	Returns	0
Sacked - Yards Lost	1-5	0-0	EXTRA POINTS	2-2
Gross Yards	165	349	FIELD GOALS	1-1
ATT-COMP-INT	22-11-1	54-32-0	FINAL SCORE	17
Avg / Play	7.0	6.5	TIME OF POSS	22:47

SAN DIEGO						PITTSBURGH					
Rushing	No	Yds	Avg	Lg	TD	Rushing	No	Yds	Avg	Lg	TD
Means	20	69	3.3	17	0	Foster	20	47	2.4	11	0
Humphries	4	-3	-8	0	0	Williams	3	16	5.3	11	0
						Morris	2	2	1.0	1	0
						O'Donnell	1	1	1.0	1	0

Passing	A	C	Yds	S-L	TD	Lg	Int	Rt
Humphries	22	11	165	1-5	2	43	1	0

Receiving	No	Yds	Avg	Lg	TD	Passing	A	C	Yds	S-L	TD	Lg	Int	Rt
Pupunu	4	76	19.0	43	1	O'Donnell	54	32	349	0-0	1	33	0	0
Means	2	19	9.5	15	0									
Jefferson	2	16	8.0	11	0									
Martin	1	43	43.0	43	1									
Mitchell	1	19	19.0	19	0									
Harmon	1	-8	-8.0	-8	0									

INT	No	Yds	Avg	Lg	TD	Receiving	No	Yds	Avg	Lg	TD
None	0	0	0	0	0	Mills	8	106	13.3	15	0
						Williams	7	45	6.4	16	1
						Hastings	5	55	11.0	18	0
						Green	4	80	20.0	33	0
						Thigpen	3	35	11.7	21	0
						Foster	3	12	4.0	6	0
						Hayes	1	16	16.0	16	0
						Morris	1	0	0.0	0	0

Punting	No	Yds	Avg	TB	I20	Lg	INT	No	Yds	Avg	Lg	TD
Wagner	5	192	38.4	0	1	45	Woodson	1	6	6.0	6	0

Punt Ret	No	Yds	Avg	FC	Lg	TD	Punting	No	Yds	Avg	TB	I20	Lg
Gordon	2	2	1.0	0	6	0	Royals	5	222	44.4	3	1	55

KO Ret	No	Yds	Avg	FC	Lg	TD	Punt Ret	No	Yds	Avg	FC	Lg	TD
Coleman	2	49	24.5	32	0	0	Woodson	2	10	5.0	1	10	0
Harmon	1	23	23.0	23	0	0	Johnson	0	0	0.0	1	0	0

KO Ret	No	Yds	Avg	FC	Lg	TD	KO Ret	No	Yds	Avg	FC	Lg	TD
Johnson	4	73	18.3	24	0	0	Johnson	4	73	18.3	24	0	0

1994 AFC Divisional Playoffs San Diego Chargers 22, Miami Dolphins 21 Sunday, Jan. 8, 1995 - Jack Murphy Stadium (San Diego, CA)



The Chargers advanced to the AFC Championship Game with a 22-21 victory over the Miami Dolphins in front of a San Diego-record home crowd of 63,381 fans. The win moved the Chargers to the AFC title round for only the third time in team history and the first time since 1982. **Dan Marino** threw three first-half touchdown passes and the Dolphins led 21-6 at the half. San Diego's offense came alive and dominated the third quarter. The Chargers took the opening drive of the second half and marched 15 plays to the Dolphins' one-yard line before losing the ball on downs. But on Miami's first play from scrimmage, **Reuben Davis** stopped **Bernie Parmelee** in the end zone for a safety to make the score 21-8. San Diego took the ensuing kick and **Natrone Means** finished a 54-yard drive with a 24-yard scoring run, breaking several tackles along the way and the Dolphin lead was trimmed to 21-15. The teams traded possessions through the fourth quarter before **Stan Humphries** hit **Mark Seay** for what would prove to be the game-winning touchdown. But before that could happen, Marino moved the Dolphins to San Diego's 30-yard line with 35 seconds left and positioned **Pete Stoyanovich** for a 48-yard field goal attempt, but the kick sailed wide right. San Diego dominated the game's time of possession, controlling the ball 39:20 against Miami's 20:40. Another factor was San Diego's ring game, which rolled up 202 of the team's 466 total yards. Means rushed for a personal best 139 yards and Humphries completed 20 of 26 attempts in the second half.

Score by Quarters	Q1	Q2	Q3	Q4	Total
Miami Dolphins	7	14	0	0	21
San Diego Chargers	0	6	9	7	22

TM	Qtr	Time	Play Description (PAT & Drive)	MIA	SAN
MIA	1	2:24	Jackson 8 yd pass from Marino (Stoyanovich kick) (9-79, 3:55)	7	0
SD	2	10:36	Carney 20 yd field goal (15-72, 6:48)	7	3
MIA	2	:7:21	Jackson 9 yd pass from Marino (Stoyanovich kick) (6-52, 3:15)	14	3
SD	2	2:47	Carney 21 yd field goal (9-71, 4:34)	14	6
MIA	2	:27	Williams 16 yd pass from Marino (Stoyanovich kick) (9-70, 2:20)	21	6
SD	3	6:54	Parmalee tackled by R. Davis for a Safety	21	8
SD	3	2:42	Means 24 yd run (Carney kick) (8-54, 4:12)	21	15
SD	4	:35	Seay 8 yd pass from Humphries (Carney kick) (10-61, 2:41)	21	22

Attendance — 63,381

Team Statistics	MIA	SAN	MIA	SAN
TOTAL FIRST DOWNS	17	28	PUNTS No. and Avg. 5-45.2	2-43.5
Rushing	2	12	Blocked	0
Passing	12	15	TOTAL RETURN YARDS	140
Penalty	3	1	Punt Returns	1-14
3RD DOWN EFF	5-10-50%	9-17-53%	Kickoff Returns	5-112
TOTAL NET YARDS	282	466	Interception Returns	2-14
Total Plays	47	85	PENALTIES No. and Yds	7-47
Average / Play	6.0	5.5	FUMBLES No. and Lost	1-0
NET YARDS RUSHING	26	202	TOUCHDOWNS	3
Total Plays	8	40	Rushing	0
Average / Play	3.3	5.1	Passing	3
NET YARDS PASSING	256	264	EXTRA POINTS	3-3
Sacked - Yards Lost	1-6	2-12	FIELD GOALS	0-1
Gross Yards	262	276	FINAL SCORE	21
ATT-COMP-INT	38-24-0	43-28-2	TIME OF POSS	20:40
Avg / Play	6.6	5.9		39:20

MIAMI						SAN DIEGO					
Rushing	No	Yds	Avg	Lg	TD	Rushing	No	Yds	Avg	Lg	TD
Parmalee	7	16	2.3	13	0	Means	24	139	5.8	24	1
Craver	1	10	10.0	10	0	Bienemy	4	33	8.3	17	0
						Culver	6	14	2.3	6	0
						Harmon	3	12	4.0	6	0
						Marino	38	24	262	1-6	3
						Jefferson	1	3	3.0	3	0
						Humphries	2	1	0.5	2	0

Passing	A	C	Yds	S-L	TD	Lg	Int	Rt
Marino	38	24	262	1-6	3	31	0	109

Receiving	No	Yds	Avg	Lg	TD	Passing	A	C	Yds	S-L	TD	Lg	Int	Rt
Jackson	8	109	13.6	31	2	Humphries	43	28	276	2-12	1	18	2	71.5
Fryar	5	70	14.0	24	0									
McDuffie	5	46	9.2	13	0									
Craver	2	8	4.0	5	0									
Parmalee	2	8	4.0	5	0									
Williams	1	16	16.0	16	1	Seay	6	61	10.2	15	1	0	0	
Saxon	1	5	5.0	5	0	Martin	5	62	12.4	15	0	0	0	
						Jefferson	3	44	14.7	16	0	0	0	
						Means	3	16	5.3	6	0	0	0	
						Smith	1	14	14.0	14	0	0	0	
						Stewart	1	0	0.0	0	0	0	0	
						Pupunu	2	13	6.5	13	0	0		

Punting	No	Yds	Avg	TB	I20	Lg	INT	No	Yds	Avg	Lg	TD
Kidd	5	226	45.2	2	5	59	None	0	0	0	0	0

Punt Ret	No	Yds	Avg	FC	Lg	TD	Punting	No	Yds	Avg	TB	I20	Lg
McDuffie	1	14	14.0	1	14	0	Wagner	2	87	43.5	0	1	51

KO Ret	No	Yds	Avg	FC	Lg	TD	Punt Ret	No	Yds	Avg	FC	Lg	TD
McDuffie	3	87	29.0	42	0	0	Coleman	1	14	14.0	0	14	0
Spikes	1	18	18.0	18	0	0	Gordon	1	0	0.0	1	0	
Williams	1	7	7.0	7	0	0							

KO Ret	No	Yds	Avg	FC	Lg	TD	KO Ret	No	Yds	Avg	FC	Lg	TD
Coleman	3	57	19.0	21	0	0	Coleman	3	57	19.0	21	0	
Harmon	1	18	18.0	18	0	0	Harmon	1	18	18.0	18	0	
Bienemy	1	13	13.0	13	0	0	Bienemy	1	13	13.0	13	0	

1992 AFC Divisional Playoffs
Miami Dolphins 31, San Diego Chargers 0
Sunday, Jan. 10, 1993 - Joe Robbie Stadium (Miami, FL)



The Chargers history-making season ended with a 31-0 loss to the Miami Dolphins in Joe Robbie Stadium. Intermittent downturns and a soggy field slowed both teams early as each squad was forced to punt on their first four drives. The second quarter proved disastrous for San Diego. **Stan Humphries** was intercepted three times with each leading to a Dolphins touchdown and a 21-0 half-time lead for Miami. San Diego also suffered a fumbled snap on a punt attempt in the period. The Chargers could not get on track in the second half either, as Miami chalked up 10 more points and forced two more San Diego turnovers. The Chargers' defense was on the field most of the game (37:08). **Junior Seau** recorded a personal-best 19 tackles. The Dolphins special teams put the Chargers in poor field position on several occasions, including punts, which pinned San Diego's offense back on its own five, six, four and 15-yard lines.

Score by Quarters	Q1	Q2	Q3	Q4	Total
San Diego Chargers	0	0	0	0	0
Miami Dolphins	0	21	0	10	31

Tm	Qtr	Time	Play Description (PAT & Drive)	SAN	MIA
MIA	2	6:30	Page 1 yd pass from Marino (Stoyanovich kick) (9-48, 5:00)	0	7
MIA	2	1:46	Jackson 9 yd pass from Marino (Stoyanovich kick) (2-37, 0:13)	0	14
MIA	2	:27	Jackson 30 yd pass from Marino (Stoyanovich kick) (4-42, 0:27)	0	21
MIA	4	14:03	Stoyanovich 22 yd field goal (12-60, 7:00)	0	24
MIA	4	8:19	Craver 25 yd run (Stoyanovich kick) (6-53, 4:12)	0	31

Attendance - 72,625

Team Statistics	SAN	MIA	SAN	MIA	
TOTAL FIRST DOWNS	10	18	PUNTS No. and Avg.	7-46.3	8-41.0
Rushing	3	9	Blocked	0	0
Passing	7	9	TOTAL RETURN YARDS	143	93
Penalty	0	0	Punt Returns	1-7	5-45
3RD DOWN EFF	3-15-20%	7-17-41%	Kickoff Returns	6-136	1-18
TOTAL NET YARDS	202	324	Interception Returns	0	4-30
Total Plays	62	69	PENALTIES No. and Yds	4-39	0-0
Average / Play	3.3	4.7	FUMBLES No. and Lost	3-1	3-1
NET YARDS RUSHING	70	157	TOUCHDOWNS	0	4
Total Plays	16	40	Rushing	0	1
Average / Play	4.4	3.9	Passing	0	3
NET YARDS PASSING	132	167	Returns	0	0
Sacked - Yards Lost	1-8	0-0	EXTRA POINTS	0-0	4-4
Gross Yards	140	167	FIELD GOALS	0-0	1-1
ATT-COMP-INT	45-18-4	29-17-0	FINAL SCORE	0	31
Avg / Play	2.9	5.8	TIME OF POSSE	22:52	37:08

SAN DIEGO					MIAMI								
Rushing	No	Yds	Avg	Lg	TD	Rushing	No	Yds	Avg	Lg	TD		
Bieniemy	4	26	6.5	14	0	Craver	8	72	9.0	25	1		
Butts	7	25	3.6	10	0	Humphrey	23	71	3.1	15	0		
Humphries	1	10	10.0	10	0	Parmalee	5	18	3.6	6	0		
Harmon	4	9	2.3	4	0	Clayton	1	0	0.0	0	0		
						Mitchell	1	-1	-1.0	-1	0		
						Saxon	2	-3	-1.5	0	0		
Passing	A	C	Yds	S-L	TD	Lg	INT	Rt					
Humphries	44	18	140	1-8	0	18	4	116					
Kidd	1	0	0	0-0	0	0	396						
Receiving	No	Yds	Avg	Lg	TD	Receiving	No	Yds	Avg	Lg	TD		
Harmon	9	73	8.1	16	0	Vincent	2	2	1.0	2	0		
Walker	3	33	11.0	14	0	Oliver	1	21	21.0	21	0		
Lewis	2	12	6.0	6	0	Cox	1	7	7.0	7	0		
A. Miller	2	12	6.0	6	0								
Jefferson	1	10	10.0	10	0								
Butts	1	0	0.0	0	0								
INT	No	Yds	Avg	Lg	TD	INT	No	Yds	Avg	Lg	TD		
None						Vincent	2	2	1.0	2	0		
						Oliver	1	21	21.0	21	0		
						Cox	1	7	7.0	7	0		
Punting	No	Yds	Avg	TB	120	Lg	Punting	No	Yds	Avg	TB	120	Lg
Kidd	7	324	46.3	2	0	55	Roby	8	328	41.0	1	4	51
Punt Ret	No	Yds	Avg	FC	Lg	TD	Punt Ret	No	Yds	Avg	FC	Lg	TD
Lewis	1	7	7.0	2	7	0	Miller	5	45	9.0	0	12	0
KO Ret	No	Yds	Avg	Lg	TD	KO Ret	No	Yds	Avg	Lg	TD		
Lewis	4	111	27.8	38	0	0							
Bieniemy	1	14	14.0	14	0	0							
Pupunu	1	11	11.0	11	0	0							

1992 AFC Wild Card Playoffs
San Diego Chargers 17, Kansas City Chiefs 0
Saturday, Jan. 2, 1993 - Jack Murphy Stadium (San Diego, CA)



San Diego defeated the Kansas City Chiefs, 17-0, in the AFC Wild Card playoffs in San Diego's Jack Murphy Stadium. It marked the first shutout in the history of Wild Card games. It was also the first shutout by the Chargers over Kansas City and the first time the Chiefs were shut out in a non-strike game since 1985. The two defensive powerhouses battled to a scoreless first half. The Chargers gained 130 total yards to the Chiefs' 122 yards in the half, but were sacked four times for 47 yards in losses. San Diego scored first when **Marion Butts** dashed up the middle a career-long 54 yards for a touchdown. On the Chiefs first play of their next possession, a tipped pass by **Blaise Winter** was intercepted by **Leslie O'Neal** to set up a field goal. Up 10-0 in the fourth quarter, the Chargers put together an 11-play, 91-yard drive and culminated the series with a five-yard scoring plunge by **Steve Hendrickson**. The Chargers gained 192 yards on the ground, their second-most productive effort of the season. The defense harassed the Chiefs passing game causing two interceptions and sacking **Dave Krieg** seven times to tie a season high. **Burt Grossman** had two-and-a-half sacks and **O'Neal** and **Shawn Lee** each had two.

Score by Quarters	Q1	Q2	Q3	Q4	Total
Kansas City Chiefs	0	0	0	0	0
San Diego Chargers	0	0	10	7	17

Tm	Qtr	Time	Play Description (PAT & Drive)	KC	SAN
SD	3	5:53	Butts 54 yd run (Carney kick) (4-74, 1:57)	0	7
SD	3	3:33	Carney 34 yd field goal (4-9, 2:03)	0	10
SD	4	4:57	Hendrickson 5 yd run (Carney kick) (11-91, 5:32)	0	17

Attendance - 60,681

Team Statistics	KC	SAN	KC	SAN	
TOTAL FIRST DOWNS	17	18	PUNTS No. and Avg.	8-45.0	6-44.2
Rushing	5	8	Blocked	0	0
Passing	10	7	TOTAL RETURN YARDS	72	78
Penalty	2	3	Punt Returns	2-5	4-35
3RD DOWN EFF	4-14-29%	5-13-39%	Kickoff Returns	1-5	0-0
TOTAL NET YARDS	251	342	Interception Returns	0	2-43
Total Plays	60	63	FUMBLES No. and Yds	7-62	5-44
Average / Play	4.2	5.4	HUMBLES No. and Lost	2-1	2-1
NET YARDS RUSHING	61	192	TOUCHDOWNS	0	2
Total Plays	19	35	Rushing	0	2
Average / Play	3.2	5.5	Passing	0	0
NET YARDS PASSING	190	150	Returns	0	0
Sacked - Yards Lost	7-43	5-49	EXTRA POINTS	0-0	2-2
Gross Yards	233	199	FIELD GOALS	0-0	1-2
ATT-COMP-INT	34-16-2	23-14-0	FINAL SCORE	0	17
Avg / Play	4.6	5.4	TIME OF POSSE	30:14	29:46

KANSAS CITY					SAN DIEGO								
Rushing	No	Yds	Avg	Lg	TD	Rushing	No	Yds	Avg	Lg	TD		
Williams	12	35	2.9	8	0	Butts	15	119	7.9	54	1		
McNair	3	18	6.0	6	0	Bieniemy	13	38	2.9	6	0		
Krieg	2	4	2.0	3	0	Harmon	4	27	6.8	10	0		
Word	2	4	2.0	3	0	Hendrickson	1	5	5.0	5	1		
						Bernstine	1	3	3.0	3	0		
						Humphries	1	0	0.0	0	0		
Passing	A	C	Yds	S-L	TD	Lg	INT	Rt					
Krieg	34	16	2337	4-3	0	28	2						
Receiving	No	Yds	Avg	Lg	TD	Receiving	No	Yds	Avg	Lg	TD		
Birden	4	78	19.5	24	0	Humphries	23	14	1995-49	0	44	0	
McNair	4	35	8.8	13	0								
Davis	3	30	10.0	13	0	Harmon	4	21	5.3	9	0		
Hargan	2	46	23.0	24	0	Walker	3	60	20.0	33	0		
M. Smith	1	28	28.0	28	0	Miller	2	58	29.0	44	0		
Williams	1	11	11.0	11	0	Butts	2	17	8.5	9	0		
Cash	1	5	5.0	5	0	Lewis	1	39	39.0	39	0		
						Brennan	1	8	8.0	8	0		
						Bieniemy	1	-4	-4.0	-4	0		
INT	No	Yds	Avg	Lg	TD	INT	No	Yds	Avg	Lg	TD		
None						Carrington	1	40	40.0	40	0		
						O'Neal	1	3	3.0	3	0		
Punting	No	Yds	Avg	TB	120	Lg	Punting	No	Yds	Avg	TB	120	Lg
Barker	8	360	45.0	0	4	54	Kidd	6	265	44.2	0	5	53
Punt Ret	No	Yds	Avg	FC	Lg	TD	Punt Ret	No	Yds	Avg	FC	Lg	TD
Carter	1	1	1.0	1	1	0	Lewis	4	35	8.8	0	14	0
Mincy	1	4	4.0	1	4	0	Byrd	0	0	0.0	3	0	0
KO Ret	No	Yds	Avg	Lg	TD	KO Ret	No	Yds	Avg	Lg	TD		
Carter	1	5	5.0	5	0	0							



SAN DIEGO CHARGERS

1982 AFC Divisional Playoffs Miami Dolphins 34, San Diego Chargers 13 Sunday, Jan. 16, 1983 - Orange Bowl (Miami, FL)



San Diego and Miami met for the second-straight year in the playoffs with the Dolphins turning the outcome around, winning 34-13. The game matched San Diego, with the league's top offense averaging 450.4 yards a game, versus Miami and the NFL's top defense, allowing 256.9 yards a game. Miami took a 24-0 lead in the second quarter as San Diego did the year before in the first quarter. San Diego tightened the score on a 28-yard touchdown pass from **Dan Fouts** to **Charlie Joiner** and a one-yard touchdown run by **Chuck Muncie**, but it wasn't enough as the Dolphins marched on to victory.

Score by Quarters	Q1	Q2	Q3	Q4	Total
San Diego Chargers	0	13	0	0	13
Miami Dolphins	7	20	0	7	34

Tm	Qtr	Time	Play Description (PAT & Drive)	SAN	MI
MIA	1	6:52	Moore 3 yd pass from Woodley (Von Schamann kick) (5-26, 2:53)	0	7
MIA	2	1:28	Franklin 3 yd run (Von Schamann kick) (13-89, 5:56)	0	14
MIA	2	4:31	Lee 6 yd pass from Woodley (Von Schamann kick) (7-23, 2:53)	0	21
MIA	2	7:15	Von Schamann 24 yd field goal (7-30, 2:32)	0	24
SD	2	11:14	Joiner 28 yd pass from Fouts (kick failed) (3-28, 0:21)	6	24
MIA	2	13:55	Von Schamann 23 yd field goal (7-70, 2:44)	6	27
SD	2	14:38	Muncie 1 yd run (Benirschke kick) (5-76, 0:43)	13	27
MIA	4	:42	Woodley 7 yd run (Von Schamann kick) (8-62, 0:42)	13	34

Attendance - 71,383

Team Statistics	SAN	MI	SAN	MI
TOTAL FIRST DOWNS	17	29	POINTS No. and Avg.	4-41.3 3-40.3
Rushing	5	15	Blocked	0 0
Passing	9	11	TOTAL RETURN YARDS	127 98
Penalty	3	3	Punt Returns	3-16 2-4
3RD DOWN EFF	4-11-37%	7-14-50%	Kickoff Returns	7-93 3-40
TOTAL NET YARDS	241	413	Interception Returns	1-18 5-54
Total Plays	54	80	PENALTIES No. and Yards	7-62 6-70
Average / Play	4.5	5.2	FUMBLES No. and Lost	3-2 2-1
NET YARDS RUSHING	73	214	TOUCHDOWNS	2 4
Total Plays	17	56	Rushing	1 2
Average / Play	4.3	3.8	Passing	1 2
NET YARDS PASSING	168	199	Returns	0 0
Sacked - Yards Lost	3-23	1-16	EXTRA POINTS	1-2 4-4
Gross Yards	191	215	FIELD GOALS	0-0 2-2
ATT-COMP-INT	34-15-5	23-18-1	FINAL SCORE	13 34
Avg / Play	4.5	8.3	TIME OF POSS	19:14 40:46

SAN DIEGO					MIAMI						
Rushing	No	Yds	Avg	Lg	TD	Rushing	No	Yds	Avg	Lg	TD
Muncie	12	56	4.7	16	1	Franklin	23	96	4.2	11	0
Brooks	3	9	3.0	5	0	Nathan	19	83	4.4	13	0
Cappelletti	1	5	5.0	5	0	Bennett	7	14	2.0	12	0
Fouts	1	3	3.0	3	0	Woodley	3	14	4.7	7	1
						Orosz	1	11	11.0	11	0
						Vigorito	1	2	2.0	2	0
						Jensen	2	-6	-3.0	-3	0

Receiving	No	Yds	Avg	Lg	TD	Passing	A	C	Yds	S-L	TD	Lg	INT	Rt
Muncie	6	53	8.8	18	0	Woodley	22	17	195	1-2	53	111/48		
Chandler	2	38	19.0	22	0	Nathan	1	20	0-0	0	20	0/1188		
Brooks	2	25	12.5	14	0									
Siewers	2	21	10.5	16	0	Receiving <td>No</td> <td>Yds</td> <td>Avg</td> <td>Lg</td> <td>TD</td> <td></td> <td></td> <td></td>	No	Yds	Avg	Lg	TD			
Joiner	1	28	28.0	28	1	Nathan	8	55	6.9	10	0			
Winslow	1	18	18.0	18	0	Hardy	3	45	15.0	20	0			
Holohan	1	8	8.0	8	0	Cefalo	2	69	34.5	53	0			
						Vigorito	2	22	11.0	17	0			
						Harris	1	15	15.0	15	0			
						Lee	1	6	6.0	6	1			
						Moore	1	3	3.0	3	1			

INT	No	Yds	Avg	Lg	TD	INT	No	Yds	Avg	Lg	TD
Fox	1	18	18.0	18	0	Small	1	16	16.0	16	0
						G.Blackwood	2	19	9.5	19	0
						McNeal	1	20	20.0	20	0
						L.Blackwood	1	-1	-1.0	-1	0

Punting	No	Yds	Avg	TB	I20	Lg	PuntRet	No	Yds	Avg	FC	Lg	TD
Burford	4	165	41.3	1	2	50	Small	1	16	16.0	16	0	0
							G.Blackwood	2	19	9.5	19	0	0
							McNeal	1	20	20.0	20	0	0
							L.Blackwood	1	-1	-1.0	-1	0	0

KO Ret	No	Yds	Avg	Lg	TD	Punting	No	Yds	Avg	FC	Lg	TD
Brooks	5	78	15.6	24	0	L.Blackwood	3	121	40.3	0	1	41
Siewers	1	15	15.0	15	0	Orosz	3	121	40.3	0	1	41
Bauer	1	0	0.0	0	0							

PuntRet	No	Yds	Avg	FC	Lg	TD	PuntRet	No	Yds	Avg	FC	Lg	TD
Vigorito	2	4	2.0	0	6	0	Kozlowski	0	0	0.0	1	0	0
Kozlowski	0	0	0.0	1	0	0							

KO Ret	No	Yds	Avg	Lg	TD	KO Ret	No	Yds	Avg	Lg	TD
Walker	2	28	14.0	17	0	Abercrombie	4	72	18.0	24	0
Hill	1	12	12.0	12	0	Pollard	1	18	18.0	18	0

1982 AFC Wild Card Playoffs San Diego Chargers 31, Pittsburgh Steelers 28 Sunday, Jan. 9, 1983 - Three Rivers Stadium (Pittsburgh, PA)



The Chargers, the fifth-seeded AFC team in the Super Bowl Tournament, played the opening round of the playoffs on the road for the first time, facing the AFC's fourth-seeded team, Pittsburgh. After falling behind 14-3 in the first quarter, the Chargers took a 17-14 lead at halftime on an 18-yard **James Brooks** touchdown run and a 10-yard scoring pass from **Dan Fouts** to **Eric Siewers**. With 14:10 remaining in the game, **Fouts** threw an eighty-yard touchdown strike on fourth down to **Kellen Winslow** to move San Diego within four points at 28-24. And with 3:59 left to play, San Diego mounted its game-winning drive and Fouts hit Winslow on a screen pass that he carried 12 yards for the touchdown and victory. The workhorse of the Chargers' offense was **Chuck Muncie**, who gained 126 yards on 25 attempts. It was Muncie's third-straight 100 yard performance and second-straight against the league's number one rated run defense. Fouts threw for 333 yards against the Steelers, his fifth career 300-yard effort in the playoffs.

Score by Quarters	Q1	Q2	Q3	Q4	Total
San Diego Chargers	3	14	0	14	31
Pittsburgh Steelers	14	0	7	7	28

Tm	Qtr	Time	Play Description (PAT & Drive)	SAN	PIT
PIT	1	:12	Ruff recovers Brooks' fumble of kickoff in end zone (Anderson kick)	0	7
SD	1	4:50	Benirschke 25 yd field goal (11-91, 4:21)	3	7
PIT	1	10:06	Bradshaw 1 yd run (Anderson kick) (9-71, 5:06)	3	14
SD	2	:06	Brooks 18 yd run (Benirschke kick) (11-80, 4:53)	10	14
SD	2	14:32	Siewers 10 yd pass from Fouts (Benirschke kick) (7-64, 1:18)	17	14
PIT	3	4:48	Cunningham 2 yd pass from Bradshaw (Anderson kick) (8-74, 4:40)	17	21
PIT	4	:50	Stallworth 9 yd pass from Bradshaw (Anderson kick) (10-86, 6:37)	17	28
SD	4	6:18	Winslow 8 yd pass from Fouts (Benirschke kick) (5-29, 2:19)	24	28
SD	4	14:00	Winslow 2 yd pass from Fouts (Benirschke kick) (8-64, 2:59)	31	28

Attendance - 53,546

Team Statistics	SAN	PIT	SAN	PIT
TOTAL FIRST DOWNS	29	26	POINTS No. and Avg.	1-48.0 2-32.5
Rushing	6	6	Blocked	0 0
Passing	19	19	TOTAL RETURN YARDS	79 102
Penalty	4	1	Punt Returns	0-0 1-12
3RD DOWN EFF	9-14-64%	6-12-50%	Kickoff Returns	3-36 5-90
TOTAL NET YARDS	479	422	Interception Returns	2-43 0-0
Total Plays	71	62	PENALTIES No. and Yds	6-51 6-54
Average / Play	6.7	6.8	FUMBLES No. and Lost	3-2 1-0
NET YARDS RUSHING	146	97	TOUCHDOWNS	4 4
Total Plays	29	23	Rushing	1 1
Average / Play	5.0	4.2	Passing	3 2
NET YARDS PASSING	333	325	Returns	0 1
Sacked - Yards Lost	0-0	0-0	EXTRA POINTS	4-4 4-4
Gross Yards	333	325	FIELD GOALS	1-1 0-0
ATT-COMP-INT	42-21-0	39-28-2	FINAL SCORE	31 28
Avg / Play	7.9	8.3	TIME OF POSS	30:23 29:37

SAN DIEGO					PITTSBURGH						
Rushing	No	Yds	Avg	Lg	TD	Rushing	No	Yds	Avg	Lg	TD
Muncie	25	126	5.0	17	0	Harris	10	35	3.5	7	0
Brooks	5	20	6.7	18	1	Pollard	9	47	5.2	18	0
Cappelletti	1	0	0.0	0	0	Hawthorne	2	3	1.5	2	0
						Bradshaw	2	12	6.0	11	1

Passing	A	C	Yds	S-L	TD	Lg	INT	Rt	Passing	A	C	Yds	S-L	TD	Lg	INT	Rt
Fouts	42	27	333	0-0	3	33	0/1125		Bradshaw	39	28	325	0-0	2	40	2	924

Receiving	No	Yds	Avg	Lg	TD	Receiving	No	Yds	Avg	Lg	TD
Winslow	9	124	13.8	33	0	Harris	11	71	6.5	17	0
Joiner	5	68	13.6	16	0	Stallworth	8	116	14.5	22	1
Siewers	2	17	8.5	10	1	Cunningham	5	55	11.0	16	1
Muncie	1	12	12.0	12	0	Pollard	2	29	14.5	20	0
Fitzkee	1	8	8.0	8	0	Smith	1	40	40.0	40	0
Brooks	1	4	4.0	4	0	Swann	1	14	14.0	14	0
Cappelletti	1	-2	-2.0	-2	0						

INT	No	Yds	Avg	Lg	TD	INT	No	Yds	Avg	Lg	TD
Laird	1	35	35.0	35	0	None					
Allen	1	8	8.0	8	0						

Punting	No	Yds	Avg	TB	I20	Lg	PuntRet	No	Yds	Avg	FC	Lg	TD
Burford	1	48	48.0	0	0	48	Woods	1	12	12.0	0	12	0

PuntRet	No	Yds	Avg	FC	Lg	TD	KO Ret	No	Yds	Avg	Lg	TD
Brooks	0	0	0.0	1	0	0	Abercrombie	4	72	18.0	24	0
							Pollard	1	18	18.0	18	0

KO Ret	No	Yds	Avg	Lg	TD	KO Ret	No	Yds	Avg	Lg	TD
Brooks	3	36	12.0	36	0	Pollard	1	18	18.0	18	0

HISTORY

1981 AFC Championship Game Cincinnati Bengals 27, San Diego Chargers 7 Sunday, Jan. 10, 1982 - Riverfront Stadium (Cincinnati, OH)



The Chargers lost to Cincinnati in the AFC Championship game on the coldest day in NFL history. Temperature in Cincinnati dipped to nine-degrees-below-zero with the wind chill factor measuring 59-below zero. Cincinnati won the coin toss and elected to kick off, forcing San Diego to go into the wind in the first quarter. The Bengals moved ahead 10-0 before the teams switched directions in the second period and the Chargers scored on their first possession on a 33-yard screen pass from **Dan Fouts** to **Kellen Winslow** and Cincinnati led 17-7 at halftime. The Chargers were the statistical leaders in the first half, but three turnovers inside the Bengals' 33-yard line proved costly. San Diego turned the ball over to start the third quarter leading to another Cincinnati score, and a three-yard touchdown pass from **Ken Anderson** to **Don Bass** culminated an 80 drive in the final period to clinch the Bengals victory. **Wes Chandler** led all receivers with six catches for 79 yards and **Chuck Muncie** led all rushers with 23 carries and 94 yards.

Score by Quarters	Q1	Q2	Q3	Q4	Total
San Diego Chargers	0	7	0	0	7
Cincinnati Bengals	10	7	3	7	27

TM	Qtr	Time	Play Description (PAT & Drive)	SAN	CIN
CIN	1	6:55	Breech 31 yd field goal (10-51, 6:12)	0	3
CIN	1	7:54	Harris 8 yd pass from Anderson (Breech kick) (2-12, 0:55)	0	10
SD	2	1:26	Winslow 33 yard pass from Fouts (Benirschke kick) (6-55, 2:58)	7	10
CIN	2	5:03	Johnson 1 yd run (Breech kick) (7-55, 3:21)	7	17
CIN	3	7:13	Breech 38 yd field goal (8-39, 4:52)	7	20
CIN	4	8:08	Bass 3 yd pass from Anderson (Breech kick) (14-68, 7:04)	7	27

Attendance - 46,302

Team Statistics	SAN	CIN	SAN	CIN	
TOTAL FIRST DOWNS	18	19	PUNTS No. and Avg.	2-29.5	3-30.6
Rushing	11	8	Blocked	0	0
Passing	7	11	TOTAL RETURN YARDS	139	64
NET YARDS	5	0	Punt Returns	1-7	0-0
3RD DOWN EFF	5-12-42%	5-11-46%	Kickoff Returns	7-132	1-40
TOTAL NET YARDS	301	318	Interception Returns	0	2-24
Total Plays	61	59	PENALTIES No. and Yds	2-15	3-25
Average / Play	4.9	5.4	FUMBLES No. and Lost	4-2	3-1
NET YARDS RUSHING	128	143	TOUCHDOWNS	1	3
Total Plays	31	36	Rushing	0	1
Average / Play	4.1	3.9	Passing	1	2
NET YARDS PASSING	173	175	Returns	0	0
Sacked - Yards Lost	2-12	0-0	EXTRA POINTS	1-1	3-3
Gross Yards	185	175	FIELD GOALS	0-2	2-2
ATT-COMP-INT	28-15-2	23-15-0	FINAL SCORE	7	27
Avg / Play	5.8	7.6	TIME OF POSS	29:42	30:18

SAN DIEGO						CINCINNATI					
Rushing	No	Yds	Avg	Lg	TD	Rushing	No	Yds	Avg	Lg	TD
Muncie	23	94	4.1	11	0	Johnson	21	80	3.8	11	1
Brooks	6	23	3.8	9	0	Anderson	5	39	7.8	13	0
Fouts	1	6	6.0	6	0	Alexander	9	22	2.4	4	0
Cappelletti	1	5	5.0	5	0	Collinsworth	1	2	2.0	2	0

Passing	A	C	Yds	S-L	TD	Lg	INT	Rt	Passing	A	C	Yds	S-L	TD	Lg	INT	Rt
Fouts	28	15	185	2-12	1	33	2	56.4	Anderson	22	14	161	0-0	2	19	0	1115.9
									Thompson	1	1	14	0-0	0	14	0	1118.8

Receiving	No	Yds	Avg	Lg	TD	Receiving	No	Yds	Avg	Lg	TD
Chandler	6	79	13.2	25	0	Ross	5	69	13.8	19	0
Winslow	3	47	15.7	33	1	Alexander	3	25	8.3	16	0
Joiner	3	41	13.7	21	0	Collinsworth	2	28	14.0	16	0
Brooks	2	5	2.5	4	0	Curtis	2	28	14.0	15	0
Sievers	1	13	13.0	13	0	Johnson	1	14	14.0	14	0

INT	No	Yds	Avg	Lg	TD	INT	No	Yds	Avg	Lg	TD
None						Harris	1	8	8.0	8	1
						Bass	1	3	3.0	3	1

Punting	No	Yds	Avg	TB	I20	Lg	INT	No	Yds	Avg	Lg	TD
Roberts	2	59	29.5	0	0	32	Kemp	1	24	24.0	24	0
							Breeden	1	0	0.0	0	0

Punt Ret	No	Yds	Avg	FC	Lg	TD	Punting	No	Yds	Avg	TB	I20	Lg	TD
Chandler	1	7	7.0	0	7	0	McIntally	3	92	30.6	0	0	35	

KO Ret	No	Yds	Avg	Lg	TD	Punt Ret	No	Yds	Avg	FC	Lg	TD
Brooks	4	87	21.8	36	0	None						
Beaudoin	2	38	19.0	19	0							
Shaw	1	7	7.0	7	0							

KO Ret	No	Yds	Avg	Lg	TD	KO Ret	No	Yds	Avg	Lg	TD
Verser	1	40	40.0	40	0						

1981 AFC Divisional Playoffs San Diego Chargers 41, Miami Dolphins 38 (OT) Saturday, Jan. 2, 1982 - Orange Bowl (Miami, FL)



The Chargers traveled to Miami's Orange Bowl to face AFC East Division champion Miami and won an epic struggle, 41-38, on a 29-yard **Dan Benirschke** field goal on the 13:52 mark of the first overtime period. San Diego jumped out to an early 24-0 lead, only to have the Dolphins close the gap under the direction of substitute quarterback **Don Strock**. The score was 24-17 at halftime and in the second half the Dolphins knotted the score at 24 and again at 31 before assuming their first lead, 38-31, on a 12-yard run by **Tony Nathan**. But late in the fourth quarter after a Dolphin turnover, **Dan Fouts** threw an eight-yard TD pass to **James Brooks** with 58 seconds left in regulation to tie the game, 38-38. With four seconds left the Dolphins had a chance to win it but Miami's 43-yard field goal try was blocked by **Kellen Winslow**, sending the game into the overtime. In OT Benirschke missed a 27-yard attempt and **Uwe Von Schamann** had another attempt blocked, this time by **Leroy Jones**. Ultimately, the Chargers' game-winning drive was highlighted by receptions of 20 and 29 yards by **Wes Chandler** and **Charlie Joiner**, respectively. Fouts set division playoff passing records for completions, attempts and yards, as did Winslow with 13 catches. Chandler had a 56-yard punt return for a touchdown for the Chargers, the first ever punt return for a touchdown in an AFC divisional playoff game. The Chargers broke a total 15 divisional playoff team records and tied two others.

Score by Quarters	Q1	Q2	Q3	Q4	OT	Total
San Diego Chargers	24	0	7	7	3	41
Miami Dolphins	0	17	14	7	0	38

TM	Qtr	Time	Play Description (PAT & Drive)	SAN	MIA
SD	1	5:11	Benirschke 32 yd field goal (9-64, 5:11)	3	0
SD	1	7:36	Chandler 56 yd punt return (Benirschke kick)	10	0
SD	1	11:02	Muncie 1 yd run (Benirschke kick) (7-29, 3:16)	17	0
SD	1	13:29	Brooks 8 yd pass from Fouts (Benirschke kick) (3-11, 0:48)	24	0
MIA	2	6:29	Von Schamann 34 yd field goal (10-63, 3:34)	24	3
MIA	2	12:15	Rose 1 yd pass from Strock (Von Schamann kick) (7-39, 3:59)	24	10
MIA	2	15:00	Nathan 25 yd run off lateral from Harris after 15 yd pass from Strock (Von Schamann kick) (4-63, 0:30)	24	17
MIA	3	4:10	Rose 15 yd pass from Strock (Von Schamann kick) (8-74, 4:10)	24	24
SD	3	10:45	Winslow 25 yd pass from Fouts (Benirschke kick) (6-60, 2:24)	31	24
MIA	3	13:32	Hardy 50 yd pass from Strock (Von Schamann kick) (6-83, 2:47)	31	31
MIA	4	0:07	Nathan 12 yd run (Von Schamann kick) (2-15, 0:54)	31	38
SD	4	14:02	Brooks 9 yd pass from Fouts (Benirschke kick) (10-82, 3:41)	38	38
SD	5	13:52	Benirschke 29 yd field goal (6-74, 2:25)	41	38

Team Statistics	SAN	MIA	SAN	MIA	
TOTAL FIRST DOWNS	33	25	PUNTS No. and Avg.	4-40.3	5-42.0
Rushing	10	3	Blocked	0	0
Passing	21	21	TOTAL RETURN YARDS	189	140
Penalty	2	1	Punt Returns	2-64	1-12
3RD DOWN EFF	8-15-53%	8-16-50%	Kickoff Returns	6-90	6-98
TOTAL NET YARDS	564	466	Interception Returns	2-35	1-30
Total Plays	85	78	PENALTIES No. and Yds	8-45	7-44
Average / Play	6.6	6.0	FUMBLES No. and Lost	3-3	2-1
NET YARDS RUSHING	149	78	TOUCHDOWNS	5	5
Total Plays	29	28	Rushing	1	1
Average / Play	5.1	2.8	Passing	1	4
NET YARDS PASSING	415	388	Returns	3	0
Sacked - Yards Lost	2-18	3-29	EXTRA POINTS	5-5	5-5
Gross Yards	433	417	FIELD GOALS	2-4	1-3
ATT-COMP-INT	54-33-1	41-30-2	FINAL SCORE	41	38
Avg / Play	7.4	7.8	TIME OF POSS	37:44	36:08

SAN DIEGO						MIAMI					
Rushing	No	Yds	Avg	Lg	TD	Rushing	No	Yds	Avg	Lg	TD
Muncie	24	120	5.0	18	1	Nathan	14	48	3.4	12	1
Brooks	3	19	6.3	14	0	Franklin	9	6	0.7	3	0
Fouts	2	10	5.0	8	0	Woodley	1	10	10.0	10	0
						Hill	3	8	2.7	4	0
						Vigorito	1	6	6.0	6	0

Passing	A	C	Yds	S-L	TD	Lg	INT	Rt	Passing	A	C	Yds	S-L	TD	Lg	INT	Rt
Fouts	53	33	433	2-18	3	47	1	99.0	Strock	42	28	397	0-0	4	50	1	1188.8
Muncie	1	0	0	0-0	0	0	0	0	Woodley	5	2	20	3-29	0	15	1	1125

Receiving	No	Yds	Avg	Lg	TD	Receiving	No	Yds	Avg	Lg	TD
Winslow	13	166	12.8	31	1	Nathan	8	108	13.5	27	1
Joiner	7	108	15.4	39	0	Harris	6	106	17.7	30	0
Chandler	6	106	17.7	47	0	Hardy	5	89	17.8	50	1
Brooks	4	31	7.8	9	2	Rose	4	37	9.3	15	2
Muncie	2	5	2.5	8	0	Cefalo	3	62	20.7	23	0
Scales	1	17	17.0	17	0	Hill	2	12	6.0	8	0

INT	No	Yds	Avg	Lg	TD	INT	No	Yds	Avg	Lg	TD
Edwards	1	35	35.0	35	0	Vigorito	2	3	1.5	2	0
Buchanan	1	0	0.0	0	0						

Punting	No	Yds	Avg	TB	I20	Lg	INT	No	Yds	Avg	Lg	TD
Roberts	4	161	40.3	3	0	47	Blackwood	1	8	8.0	8	0
							Small	0	22	--	22	0

Punt Ret	No	Yds	Avg	FC	Lg	TD	Punting	No	Yds	Avg	TB	I20	Lg	TD
Chandler	1	56	56.0	0	56	1	Orosz	5	210	42.0	1	0	45	

KO Ret	No	Yds	Avg	Lg	TD	Punt Ret	No	Yds	Avg	FC	Lg	TD
Brooks	5	75	15.0	33	0	Vigorito	1	12	12.0	0	12	0
Beaudoin	1	15	15.0	15	0							

KO Ret	No	Yds	Avg	Lg	TD	KO Ret	No	Yds	Avg	Lg	TD
Vigorito	4	67	16.8	21	0						
Walker	1	18	18.0	18	0						
Hill	1	13	13.0	13	0						



SAN DIEGO CHARGERS

1980 AFC Championship Game

Oakland Raiders 34, San Diego Chargers 27
Sunday, Jan. 11, 1981 - Jack Murphy Stadium (San Diego, CA)



Oakland took a 28-7 lead in the first half and then held off a late San Diego bid to beat the Chargers for the American Football Conference championship. On the third play from scrimmage, Raiders quarterback **Jim Plunkett** had a pass bounce off the hands of his intended receiver **Kenny King** and into the grasp of **Raymond Chester**, who took the pass in for a 65-yard score. San Diego's initial drive was halted when **John Jefferson** slipped on the wet turf and **Dan Fouts**' pass zipped into the hands of defender **Lester Hayes**. The Chargers tied the score minutes later on a 48-yard pass from Fouts to **Charlie Joiner** but Oakland retaliated with a 76-yard scoring drive, aided by a Plunkett pass to **Cliff Branch** for 48 yards and a two-interference penalty. By the end of the first quarter, Oakland led 21-7, and the pass quarterback had combined for 314 yards passing. Oakland later scored on a three-yard run by **Mark Van Egghen**, making the score 28-7. San Diego scored near the end of the first half on an eight-yard pass from Fouts to Joiner. In the third quarter, Rolf Benirschke kicked a field goal and **Chuck Muncie** scored from six yards to narrow the Raiders' lead to 28-24. Oakland then marched 68 and 37 yards to set up two **Chris Bahr** field goals while running 10:38 off the clock. Trailing 34-24 the Chargers drove for a field goal from Benirschke that left them one touchdown behind with 6:52 to play, but Oakland controlled the ball for the final 6:52 and held on for the victory.

Score by Quarters	Q1	Q2	Q3	Q4	Total
Oakland Raiders	21	7	3	3	34
San Diego Chargers	7	7	10	3	27

Tm	Qtr	Time	Play Description (PAT & Drive)	OAK	SAN
OAK	1	1:35	Chester 65 yd pass from Plunkett (Bahr kick) (3-71, 1:26)	0	7
SD	1	7:04	Joiner 48 yd pass from Fouts (Benirschke kick) (3-62, 1:21)	7	7
OAK	1	11:14	Plunkett 5 yd run (Bahr kick) (7-76, 4:00)	14	7
OAK	1	13:25	King 21 yd pass from Plunkett (Bahr kick) (4-49, 1:33)	21	7
OAK	2	8:34	Van Egghen 3 yd run (Bahr kick) (7-29, 3:31)	28	7
SD	2	13:55	Joiner 8 yd pass from Fouts (Benirschke kick) (13-64, 5:00)	28	14
SD	3	4:34	Benirschke 26 yd field goal (12-68, 4:26)	28	17
SD	3	8:47	Muncie 6 yd run (Benirschke kick) (6-41, 2:29)	28	24
OAK	3	14:11	Bahr 27 yd field goal (9-68, 5:15)	31	24
OAK	4	5:14	Bahr 33 yd field goal (10-37, 5:14)	34	24
SD	4	8:08	Benirschke 27 yd field goal (12-72, 2:48)	34	27

Attendance — 52,428

Team Statistics		OAK	SAN	PUNTS No. and Avg.		OAK	SAN
TOTAL FIRST DOWNS		21	26	4-56.0		2-40.5	
Rushing		8	6	Blocked		0	0
Passing		12	17	TOTAL RETURN YARDS		164	140
Penalty		1	3	Punt Returns		2-20	2-41
3RD DOWN EFF	9-16-56%	8-13-62%		Kickoff Returns		6-103	6-99
TOTAL NET YARDS	362	434		Interception Returns		2-41	0-0
Total Plays	66	71		PENALTIES No. and Yds		7-54	6-45
Average / Play	5.5	6.1		FUMBLES No. and Lost		0-0	5-1
NET YARDS RUSHING	138	83		TOUCHDOWNS		4	3
Total Plays	42	23		Rushing		2	1
Average / Play	3.3	3.6		Passing		2	2
NET YARDS PASSING	224	351		Returns		0	0
Sacked - Yards Lost	6-37	2-13		EXTRA POINTS		4-4	3-3
Gross Yards	261	364		FIELD GOALS		2-2	2-2
ATT-COMP-INT	18-14-0	46-23-2		FINAL SCORE		34	27
Avg / Play	9.3	7.3		TIME OF POSSE		35:03	24:57

OAKLAND

Rushing	No	Yds	Avg	Lg	TD	Rushing	No	Yds	Avg	Lg	TD
Van Egghen	20	85	4.3	10	0	Thomas	12	48	4.0	9	0
King	11	35	3.2	8	0	Muncie	9	34	3.8	16	1
Jensen	2	7	3.5	4	0	Fouts	1	2	2.0	2	0
Plunkett	4	6	1.5	5t	1	Smith	1	-1	-1.0	-1	0
Whittington	5	5	1.0	2	0						

SAN DIEGO

Passing	A	C	Yds	S-L	TD	Lg	INT	Rt	Fouts	45	22	336	21-3	2	55	2	702
Plunkett	18	14	261	6-37	2	65t	0	1558	Winslow	1	18	0	0	0	28	0	11188

Receiving	No	Yds	Avg	FC	Lg	TD	Receiving	No	Yds	Avg	FC	Lg	TD
Branch	5	102	20.4	65t	1	Joiner	6	130	21.7	48t	2	48	2
Chester	3	78	26.0	48	0	Thomas	5	40	8.0	24	0	0	
King	2	43	21.5	22	1	Jefferson	4	71	17.8	28	0	0	
Chandler	2	27	13.5	16	0	Smith	3	76	25.3	55	0	0	
Whittington	2	11	5.5	6	0	Winslow	3	42	14.0	21	0	0	
						Muncie	2	5	2.5	3	0	0	

INT	No	Yds	Avg	Lg	TD	INT	No	Yds	Avg	Lg	TD
Owens	1	25	25.0	25	0	Edwards	2	27	13.5	25	0
Hayes	1	16	16.0	16	0	Fuller	1	20	20.0	20	0

Punting	No	Yds	Avg	TB	I20	Lg	Punting	No	Yds	Avg	TB	I20	Lg
Guy	4	224	56.0	1	0	71	Partridge	2	81	40.5	0	0	41

Punt Ret	No	Yds	Avg	FC	Lg	Punt Ret	No	Yds	Avg	FC	Lg	TD	
Matthews	2	20	10.0	0	14	0	Fuller	2	41	20.5	1	28	0

KO Ret	No	Yds	Avg	Lg	TD	KO Ret	No	Yds	Avg	Lg	TD
Whittington	4	67	16.8	24	0	Bauer	5	89	17.8	27	0
Moody	2	36	18.0	21	0	Duncan	1	10	10.0	10	0

1980 AFC Divisional Playoffs

San Diego Chargers 20, Buffalo Bills 14
Saturday, Jan. 3, 1981 - San Diego Stadium (San Diego, CA)



Quarterback **Dan Fouts** connected with **Ron Smith** on a 50-yard touchdown pass with 2:08 remaining in the fourth quarter for the game-winning score. Fouts completed the pass on a 3rd-and-10 with the Chargers trailing 14-13. With the win the Chargers advanced to the American Football Conference Championship Game against Oakland. Fouts completed 22 of 37 passes for 314 yards and two touchdowns, the 20th 300-yard game of his career. San Diego's defense held Buffalo to 97 yards rushing. The 50-yard, game-winning touchdown catch was the longest of Smith's career. Down 14-3 at the half, momentum changed in the third quarter with the Chargers going 70 yards in four plays for a touchdown on the first series. **Chuck Muncie** ran for 18 yards, then **Charlie Joiner** caught a 45-yard pass and two plays later, Joiner capped off the drive with a nine-yard scoring reception, making the score 14-10. Down 14-13 after a field goal, the Chargers started their final drive at the Buffalo 31-yard line with 3:59 to play. Passes to **Mike Thomas** and **John Jefferson** put the ball at midfield, setting the stage for Fouts' game-winner to Smith.

Score by Quarters	Q1	Q2	Q3	Q4	Total
Buffalo Bills	0	14	0	0	14
San Diego Chargers	3	0	7	10	20

Tm	Qtr	Time	Play Description (PAT & Drive)	BUF	SAN
SD	1	11:16	Benirschke 22 yd field goal (12-69, 6:45)	0	3
BUF	2	:44	Leaks 1 yd run (Mike-Mayer kick) (12-72, 4:20)	7	3
BUF	2	14:44	Lewis 9 yd pass from Ferguson (Mike-Mayer kick) (4-33, 1:32)	14	3
SD	3	1:34	Joiner 9 yd pass from Fouts (Benirschke kick) (4-70, 1:25)	14	10
SD	4	:51	Benirschke 22 yd field goal (8-45, 4:13)	14	13
SD	4	12:52	Smith 50 yd pass from Fouts (Benirschke kick) (3-69, 1:51)	14	20

Attendance — 52,028

Team Statistics		BUF	SAN	PUNTS No. and Avg.		BUF	SAN
TOTAL FIRST DOWNS		17	21	6-44.5		4-27.8	
Rushing		6	6	Blocked		0	1
Passing		9	14	TOTAL RETURN YARDS		97	126
Penalty		2	1	Punt Returns		2-13	3-29
3RD DOWN EFF	5-14-36%	2-11-18%		Kickoff Returns		5-4	3-50
TOTAL NET YARDS	244	397		Interception Returns		1-0	3-47
Total Plays	66	64		PENALTIES No. and Yds		5-40	6-66
Average / Play	3.7	6.2		FUMBLES No. and Lost		0-0	3-2
NET YARDS RUSHING	97	96		TOUCHDOWNS		2	2
Total Plays	33	25		Rushing		1	0
Average / Play	2.9	3.8		Passing		3	2
NET YARDS PASSING	147	301		Returns		0	0
Sacked - Yards Lost	3-33	2-13		EXTRA POINTS		2-2	2-2
Gross Yards	180	314		FIELD GOALS		0-2	2-3
ATT-COMP-INT	30-15-3	37-22-1		FINAL SCORE		14	20
Avg / Play	4.5	7.7		TIME OF POSSE		33:14	26:46

BUFFALO

Rushing	No	Yds	Avg	Lg	TD	Rushing	No	Yds	Avg	Lg	TD
Cribbs	18	53	2.9	9	0	Muncie	18	80	4.4	18	0
Manucci	2	21	10.5	15	0	Thomas	5	22	4.4	8	0
Brown	9	17	1.9	5	0	Fouts	2	-6	-3.0	-3	0
Leaks	4	6	1.5	2	1						

SAN DIEGO

Passing	A	C	Yds	S-L	TD	Lg	INT	Rt	Fouts <th>37</th> <th>22</th> <th>314</th> <th>21-13</th> <th>2</th> <th>50t <th>1 <th>938</th> </th></th>	37	22	314	21-13	2	50t <th>1 <th>938</th> </th>	1 <th>938</th>	938
Ferguson	24	15	180	3-33	1	19	3	597	Manucci	1	0	0	0	0	0	396	

Receiving	No	Yds	Avg	Lg	TD	Receiving	No	Yds	Avg	Lg	TD
Jefferson	7	102	14.6	24	0	Joiner	6	53	8.8	16	0
Brammer	4	62	15.5	19	0	Muncie	4	83	20.8	45	1
Cribbs	4	36	9.0	11	0	McCrary	2	19	9.5	11	0
Lewis	3	45	15.0	18	1	Smith	1	50	50.0	50t	1
Butler	2	19	9.5	12	0	Winslow	1	5	5.0	5	0
Leaks	1	17	17.0	17	0	Thomas	1	2	2.0	2	0
Hooks	1	1	1.0	1	0						

INT	No	Yds	Avg	Lg	TD	INT	No	Yds	Avg	Lg	TD
Edwards	2	27	13.5	25	0	Fuller	1	20	20.0	20	0

Punting	No	Yds	Avg	TB	I20	Lg	Punting	No	Yds	Avg	TB	I20	Lg
Cater	6	267	44.5	2	0	55	Partridge	3	111	37.0	0	0	52

Punt Ret	No	Yds	Avg	FC	Lg	Punt Ret	No	Yds	Avg	FC	Lg	TD
Fuller	3	29	9.7	1	11	0						

KO Ret	No	Yds	Avg	Lg	TD	KO Ret	No	Yds	Avg	Lg	TD
Bauer	2	39	19.5	25	0	Duncan	1	11	11.0	11	0



1964 AFL Championship Game Buffalo Bills 20, San Diego Chargers 7 Sunday, Dec. 26, 1964 - War Memorial Stadium (Buffalo, NY)



Lou Saban sent his Buffalo Bills out for a post-Christmas gift after three lean years and one near miss in the American Football League. The Bills found what they were looking for and wrapped up the defending champion San Diego Chargers, 20-7, for the AFL Championship before 40,242 howling hometown fans. The Chargers started out as if they meant to repeat their 51-10 conquest of the Boston Patriots in the 1963 title game. They boomed from their own 20 in four plays with the payoff a 26-yard strike from retiring quarterback **Tobin Rose** to tight end **Dave Kocourek**. **Keith Lincoln's** PAT at 2:16 of the first period was the last time San Diego got on the scoreboard. Disaster soon struck the visitors when Lincoln was forced out of action with a broken rib on "the tackle heard around the world" by Buffalo linebacker **Mike Stratton**. Coupled with the absence of **Lance Alworth**, the injury to Lincoln left the Chargers offense impotent. Buffalo forged to a 13-7 halftime lead on field goals from 12 and 17 yards by rookie ace **Pete Gogolak** and a four-yard touchdown run by halfback **Wray Carlton**. The Bills tallied again in the final quarter on a sneak by quarterback **Jack Kemp**.

Score by Quarters	Q1	Q2	Q3	Q4	Total
San Diego Chargers	7	0	0	0	7
Buffalo Bills	3	10	0	7	20

Tm	Qtr	Time	Play Description (PAT & Drive)	SAN	BUF
SD	1	11:49	Kocourek 26 yd pass from Rote (Lincoln kick) (4-80)	7	0
BUF	1	4:20	Gogolak 12 yd field goal (8-61)	7	3
BUF	2	7:11	Carlton 4 yd run (Gogolak kick) (8-56)	7	10
BUF	2	2:28	Gogolak 17 yd field goal (7-51)	7	13
BUF	4	9:12	Kemp 1 yd run (Gogolak kick) (3-52)	7	20

Attendance - 40,242

Team Statistics	SAN	BUF	SAN	BUF	
TOTAL FIRST DOWNS	15	21	PUNTING AVERAGE	36.4	46.8
Rushing	7	12	Points	5	5
Passing	7	8	PUNT RETURN YARDS	58	6
Penalty	1	1	Returns	2	1
NET YARDS RUSHING	124	219	KICKOFF RETURN YARDS	175	71
NET YARDS PASSING	135	168	Returns	4	2
Attempts	36	20	PENALTY YARDS	20	45
Completions	13	10	Penalties	3	3
Interceptions	3	0	FUMBLES/LOST	1/0	0/0
TOTAL OFFENSE	259	387			
INTERCEPTION RET. YARDS	0	8			
Interceptions	0	3			

SAN DIEGO						BUFFALO								
Rushing	No	Yds	Avg	Lg	TD	Rushing	No	Yds	Avg	Lg	TD			
Lowie	7	34	4.9	16	0	Gilchrist	16	122	7.6	39	0			
Kinderman	4	14	3.5	7	0	Carlton	18	70	3.9	13	1			
Lincoln	3	47	15.7	38	0	Kemp	5	16	3.2	12	1			
MacKinnon	1	17	17.0	17	0	Dubenion	1	9	9.0	9	0			
Hadl	1	13	13.0	13	0	Lamorica	1	2	2.0	2	0			
Rote	1	6	6.0	6	0									
Norton	1	-7	-7.0	-7	0	Passing	A	C	Yds	S-L	TD	Lg	Int	Rt
						Kemp	20	10	188	3-21	0	50	0	82.9
						Receiving	No	Yds	Avg	Lg	TD			
						Dubenion	3	56	18.7	26	0			
						Bass	2	70	35.0	50	0			
						Warlick	2	41	20.5	26	0			
						Gilchrist	2	22	11.0	15	0			
						Ross	1	-1	-1.0	-1	0			
						INT	No	Yds	Avg	Lg	TD			
						Warner	1	8	8.0	8	0			
						Stratton	1	0	0.0	0	0			
						Byrd	1	0	0.0	0	0			
						Punting	No	Yds	Avg	TB	I20	Lg		
						Maguire	5	234	46.8	0	3	64		
						Punt Ret	No	Yds	Avg	FC	Lg	TD		
						Clarke	1	5	5.0	0	0	0		
						Byrd	0	0	0.0	1	0	0		
						KO Ret	No	Yds	Avg	Lg	TD			
						Rutkowski	1	27	27.0	27	0			
						Warner	1	17	17.0	17	0			

1963 AFL Championship Game San Diego Chargers 51, Boston Patriots 10 Sunday, Jan. 5, 1964 - Balboa Stadium (San Diego, CA)



Before 30,127 in Balboa Stadium and 30 million more on national television, **Keith Lincoln**, run, caught and passed like no other athlete ever has in a professional title match as the Californians crumbled the Boston Patriots, 51-10. The Chargers' offense produced 616 yards. Lincoln accounted for 349 of them in a virtuoso performance that included a touchdown sprint of 67 yards, a touchdown reception of 25 yards, 206 yards gained rushing, 1.23 gained pass receiving and 20 gained passing. Lincoln's heroics were mightily abated by the others on a San Diego team that played with brilliance. It was a powerhouse show by a team that had failed in two previous tries to win the AFL title. But the Patriots, with the league's prepped defensive outfit, were no match for the San Diegans. Splendidly prepared by **Sid Gilman** to combat Boston's almost constantly rushing linebackers, the Chargers scored on their fourth scrimmage play, as well as their sixth and 10th. The Patriots' ground attack suffered after fullback **Larry Garrison** incurred a head injury midway through the second period. Garrison later returned to the game but remained in it only briefly.

Score by Quarters	Q1	Q2	Q3	Q4	Total
Boston Patriots	7	3	0	0	10
San Diego Chargers	21	10	7	13	51

Tm	Qtr	Time	Play Description (PAT & Drive)	BOS	SAN
SD	1	13:31	Rote 2 yd run (Blair kick) (4-72)	0	7
SD	1	10:48	Lincoln 67 yd run (Blair kick) (2-67)	0	14
BOS	1	7:01	Garron 7 yd run (Cappelletti kick) (7-66)	7	14
SD	1	4:44	Lowie 58 yd run (Blair kick) (4-73)	7	21
SD	2	7:05	Blair 11 yd field goal (7-74)	7	24
BOS	2	2:41	Cappelletti 15 yd field goal (11-68)	10	24
SD	2	4:48	Norton 14 yd pass from Rote (Blair kick) (8-57)	10	31
SD	3	9:14	Alworth 48 yd pass from Rote (Blair kick) (6-80)	10	38
SD	4	6:47	Lincoln 25 yd pass from Hadl (pass failed) (6-45)	10	44
SD	4	1:19	Hadl 1 yd run (Blair kick) [11-80]	10	51

Attendance - 30,127

Team Statistics	BOS	SAN	BOS	SAN	
TOTAL FIRST DOWNS	14	21	INTERCEPTION RET. YARDS	0	15
Rushing	6	11	Interceptions	0	2
Passing	8	9	PUNTING AVERAGE	47	44
Penalty	0	1	Points	7	2
NET YARDS RUSHING	75	318	Blocked	0	0
Attempts	16	32	PUNT RETURN YARDS	0	0
Yards Gained	77	328	Returns	0	0
Yards Lost	2	10	KICKOFF RETURN YARDS	122	70
NET YARDS PASSING	186	292	Returns	9	3
Attempts	37	26	PENALTY YARDS	18	30
Completions	17	17	Penalties	1	6
Interceptions	2	0	FUMBLES/LOST	1-0	1-1
TOTAL OFFENSE	263	610			
Total Plays	59	60			

BOSTON						SAN DIEGO								
Rushing	No	Yds	Avg	Lg	TD	Rushing	No	Yds	Avg	Lg	TD			
Crump	7	18	2.6	6	0	Lincoln	13	206	15.8	67	1			
Garron	3	15	5.0	7	1	Lowie	12	94	7.8	58	1			
Lott	3	15	5.0	6	0	Rote	4	15	3.8	10	1			
Yewic	1	14	14.0	14	0	McDougall	1	2	2.0	2	0			
Parilli	1	10	10.0	10	0	Hadl	1	1	1.0	1	1			
Burton	7	3	3.0	3	0	Jackson	1	0	0.0	0	0			
						Passing	A	C	Yds	S-L	TD	Lg	Int	Rt
						Parilli	29	14	189	5-36	0	45	1	55.1
						Yewic	8	3	39	0-0	0	23	1	14.1
						Hadl	10	6	112	0-0	1	38	0	31.21
						Lincoln	1	1	20	0-0	0	20	0	20.1188
						Receiving	No	Yds	Avg	Lg	TD			
						Cappelletti	2	72	36.0	49	0			
						Garron	2	6	3.0	5	0			
						Burton	4	12	3.0	8	0			
						Crump	2	28	14.0	0	0			
						Coleclough	3	26	8.7	10	0			
						Graham	2	68	34.0	45	0			
						Lott	2	16	8.0	11	0			
						INT	No	Yds	Avg	Lg	TD			
						Maguire	1	10	10.0	10	0			
						Mittinger	1	5	5.0	5	0			
						Punting	No	Yds	Avg	TB	I20	Lg		
						Yewic	7	328	46.7	3	0	68		
						Maguire	2	87	43.5	0	1	44		
						Punt Ret	No	Yds	Avg	FC	Lg	TD		
						Suci	0	0	0.0	1	0	0		
						Harris	0	0	0.0	1	0	0		
						KO Ret	No	Yds	Avg	Lg	TD			
						Crump	2	31	15.5	22	0			
						Garron	2	32	16.0	17	0			
						Yates	1	5	5.0	5	0			
						Burton	2	27	13.5	18	0			
						Sugi	1	18	18.0	18	0			
						Romeo	1	9	9.0	9	0			

1961 AFL Championship Game

Houston Oilers 10, San Diego Chargers 3

Sunday, Dec. 24, 1961 - Balboa Stadium (San Diego, CA)



The 1961 American Football League Championship game in San Diego's Balboa Stadium was a carbon copy of the previous season's title game in that the Houston Oilers beat the San Diego Chargers 10-3. On Jan. 1, 1961, the Oilers edged the Chargers, 24-16, in Houston's Jeppesen Stadium. A live audience of 23,556 fans and a nationwide television audience estimated in the vicinity of 40 million viewers witnessed a monument to defensive football at its best. The crowd at the stadium was limited because the game was played on Christmas Eve and the game was telecast into the Los Angeles area and many San Diegans received LA's ABC affiliate, Channel 7. The Oilers scored on a 46-yard field goal by **George Blanda** midway through the second quarter and added the clincher, a 35-yard touchdown pass by Blanda to **Billy Cannon**, late in the third quarter. The Chargers only scoring came on a 12-yard field goal early in the final period. Indication of the evenness of the ballgame is that both clubs had a total net offense of 256 yards.

Score by Quarters	Q1	Q2	Q3	Q4	Total
Houston Oilers	0	3	7	0	10
San Diego Chargers	0	0	0	3	3

Tm	Qtr	Time	Play Description (PAT & Drive)	HOU	SAN
HOU	2	8:06	Blanda 46-yard field goal (4-0)	3	0
HOU	3	11:39	Cannon 35 yd pass from Blanda (Blanda kick) [10-45]	10	0
SD	4	:39	Blair 12 yd field goal (7-33)	10	3

Attendance — 29,556

Team Statistics	HOU	SAN	HOU	SAN	
TOTAL FIRST DOWNS	18	15	INTERCEPTION RET. YARDS	60	7
Rushing	6	6	Interceptions	4	6
Passing	8	8	PUNTING AVERAGE	41.5	33.3
Penalty	4	1	Punts	4	6
NET YARDS RUSHING	96	79	Blocked	0	0
Attempts	33	20	PUNT RETURN YARDS	0	16
Yards Gained	113	100	Returns	0	1
Yards Lost	17	21	KICKOFF RETURN YARDS	0	50
NET YARDS PASSING	160	177	Returns	0	2
Attempts	41	32	PENALTY YARDS	68	106
Completions	18	17	Penalties	5	10
Interceptions	6	4	FUMBLES/LOST	5/1	2/2
TOTAL OFFENSE	256	256			
Total Plays	74	58			

HOUSTON						SAN DIEGO					
Rushing	No	Yds	Avg	Lg	TD	Rushing	No	Yds	Avg	Lg	TD
Cannon	15	48	3.2	22	0	Roberson	8	37	4.6	23	0
Tolar	16	52	3.3	20	0	Lowe	5	30	6.0	12	0
Blanda	2	-4	0.2	1	0	Kemp	4	5	1.3	17	0
						Lincoln	3	7	2.3	4	0

Passing	A	C	Yds	S-L	TD	Lg	In	Rt	Passing	A	C	Yds	S-L	TD	Lg	In	Rt
Blanda	40	18	160	0-0	1	35	5	25.0	Kemp	32	17	226	6-48	0	40	4	36.2
Groman	1	0	0	0-0	0	0	0.0										

Receiving	No	Yds	Avg	Lg	TD	Receiving	No	Yds	Avg	Lg	TD
Cannon	5	53	10.6	35	1	Kocourek	7	123	17.6	40	0
Hennigan	5	43	8.6	14	0	Norton	3	48	16.0	28	0
Groman	3	32	16.0	19	0	Flowers	2	17	8.5	9	0
Dewell	2	10	5.0	11	0	Roberson	1	11	11.0	11	0
McLeod	1	20	20.0	20	0	Lowe	1	10	10.0	10	0
Tolar	2	2	1.0	8	0	Scarpitto	1	9	9.0	9	0
						Hayes	1	5	5.0	5	0
						Lincoln	1	3	3.0	3	0

INT	No	Yds	Avg	Lg	TD	INT	No	Yds	Avg	Lg	TD
Cline	1	7	7.0	7	0	Whitehead	2	45	22.5	41	0
Glick	1	0	0.0	0	0	McNeil	2	15	7.5	15	0
Johnston	1	0	0.0	0	0	Zeman	2	0	0.0	0	0
Spence	1	0	0.0	0	0						

Punting	No	Yds	Avg	TB	I20	Lg	Punting	No	Yds	Avg	TB	I20	Lg
Norton	4	166	41.5	0	2	53	Maguire	6	199	33.2	1	1	52

PuntRet	No	Yds	Avg	FC	Lg	TD	PuntRet	No	Yds	Avg	FC	Lg	TD
None							Lincoln	1	16	16.0	0	16	0
							Team	0	0	0.0	1	0	0

KO Ret	No	Yds	Avg	Lg	TD	KO Ret	No	Yds	Avg	Lg	TD
None						Lowe	1	27	27.0	27	0
						Roberson	1	23	23.0	23	0

1960 AFL Championship Game

Houston Oilers 24, Los Angeles Chargers 16

Sunday, Jan. 1, 1961 - Jeppesen Stadium (Houston, TX)



The American Football League's first championship game took place Jan. 1, 1961 between the Eastern Division champion Houston Oilers and the Western Division champion Los Angeles Chargers in Jeppesen Stadium, home of the Eastern titlists. The outcome: Houston 24, Los Angeles 16. In 50 degree weather with 70 percent humidity due to week-long rains, the Chargers took on the Oilers before a live crowd of 32,183 and a television audience of approximately 45 million viewers. **Ben Agajanian** kicked field goals of 38 and 22 yards to give the Chargers a 6-0 first quarter lead. In the second quarter, Houston's **George Blanda** hit **Dave Smith** on a 17-yard touchdown pass, added the conversion and kicked an 18-yard field goal. Agajanian kicked a 27-yard field goal with five seconds left in the half to make the score Houston 10, Los Angeles 9 at the half. In the third quarter, Blanda completed a seven-yard touchdown pass to **Bill Groman** and kicked the conversion. The Chargers responded when **Paul Lowe** slanted over from the two-yard line and with Agajanian's conversion the score was Houston 17, Los Angeles 16, at the end of three quarters. In the fourth quarter, Blanda and **Billy Cannon** teamed up on an 88-yard pass-run touchdown play to conclude the scoring. Player of the game honors went to Cannon, with Blanda and Lowe deackled a vote behind. Lowe's yardage on the day was 271 yards compared to Cannon's 259. The inability of the Chargers to take the ball in for touchdowns early in the game, setting for three first-half field goals on each occasion, and several bad breaks late in the game proved to be the difference.

Score by Quarters	Q1	Q2	Q3	Q4	Total
San Diego Chargers	6	3	7	0	16
Houston Oilers	0	10	7	7	24

Tm	Qtr	Time	Play Description (PAT & Drive)	SAN	HOU
SD	1	10:58	Agajanian 38 yd field goal [9-46]	6	0
SD	1	6:44	Agajanian 22 yd field goal [5-33]	3	0
HOU	2	11:09	Smith 17 yd pass from Blanda (Blanda kick) [11-83]	6	7
HOU	2	5:15	Blanda 18 yd field goal [12-40]	9	10
SD	2	:05	Agajanian 27 yd field goal [4-11]	6	10
HOU	3	N/A	Groman 7 yd pass from Blanda (Blanda kick) [10-55]	9	17
SD	3	N/A	Lowe 2 yd run (Agajanian kick) [8-63]	16	17
HOU	4	N/A	Cannon 88 yd pass from Blanda (Blanda kick) [3-89]	16	24

Attendance — 32,183

Team Statistics	SAN	HOU	SAN	HOU	
TOTAL FIRST DOWNS	21	17	INTERCEPTION RET. YARDS	0	35
Rushing	11	4	Interceptions	0	2
Passing	9	13	PUNTING AVERAGE	41.0	34.0
Penalty	1	0	Punts	4	5
NET YARDS RUSHING	162	100	Blocked	0	0
Attempts	33	40	PUNT RETURN YARDS	0	0
Yards Gained	208	107	Returns	2	0
Yards Lost	46	7	KICKOFF RETURN YARDS	123	128
NET YARDS PASSING	171	301	Returns	5	5
Attempts	41	32	PENALTY YARDS	15	54
Completions	21	16	Penalties	3	4
Interceptions	2	0	FUMBLES/LOST	2/0	0/0
TOTAL OFFENSE	333	401			
Total Plays	74	72			

SAN DIEGO						HOUSTON					
Rushing	No	Yds	Avg	Lg	TD	Rushing	No	Yds	Avg	Lg	TD
Lowe	21	165	7.9	30	1	Cannon	18	50	2.8	6	0
Ferguson	4	11	2.8	7	0	Smith	19	45	2.4	14	0
Ford	2	-5	-2.5	1	0	Hall	3	5	1.7	3	0
Kemp	6	-9	-1.5	0	0						

Passing	A	C	Yds	S-L	TD	Lg	In	Rt	Passing	A	C	Yds	S-L	TD	Lg	In	Rt
Blanda	31	16	301	0-0	3	88	0	11.78	Cannon	1	0	0	0-0	0	0	0	0.396
Kemp	41	21	171	3-28	0	33	2	41.8									

Receiving	No	Yds	Avg	Lg	TD	Receiving	No	Yds	Avg	Lg	TD
Norton	6	55	9.2	18	0	Smith	5	52	10.4	17	1
Wornble	6	29	4.8	8	0	Hennigan	4	71	17.8	38	0
Kocourek	3	57	19.0	33	0	Cannon	3	128	42.7	88	1
Lowe	3	5	1.7	6	0	Groman	3	37	12.3	17	1
Ferguson	2	19	9.5	13	0	Carson	1	13	13.0	13	0
Flowers	1	6	6.0	6	0						

INT	No	Yds	Avg	Lg	TD	INT	No	Yds	Avg	Lg	TD
Gordon	1	27	27.0	27	0	Dukes	1	8	8.0	8	0
None											

Punting	No	Yds	Avg	TB	I20	Lg	Punting	No	Yds	Avg	TB	I20	Lg
Laraba	4	164	41.0	0	3	49	Milstead	5	169	33.8	0	2	43

PuntRet	No	Yds	Avg	FC	Lg	TD	PuntRet	No	Yds	Avg	FC	Lg	TD
Harris	1	27	27.0	0	27	0	Cannon	0	0	0.0	1	0	0
Sears	1	15	15.0	1	15	0							

KO Ret	No	Yds	Avg	Lg	TD	KO Ret	No	Yds	Avg	Lg	TD
None						Cannon	3	81	27.0	42	0
						Hall	2	47	23.5	24	0



NFL HONORS

PRO FOOTBALL HALL OF FAME

- 1978 — **Lance Alworth**, WR, 1962-1970
- 1979 — **Ron Mix**, T, 1960-69
- 1983 — **Sid Gillman**, Head Coach, 1960-69, 1971
- 1993 — **Dan Fouts**, QB, 1973-1987
- 1995 — **Kellen Winslow**, TE, 1979-1987
- 1996 — **Charlie Joiner**, WR, 1976-1986
- 2008 — **Fred Dean**, DE, 1975-81

NFL COACH OF THE YEAR

- 1992 — **Bobby Ross** (PFWA, Pro Football Weekly, Football News, Football Digest)
- 1994 — **Bobby Ross** (Sports Illustrated)
- 2004 — **Marty Schottenheimer** (AP, PFWA, Pro Football Weekly, Maxwell Football Club)

AFC COACH OF THE YEAR

- 1979 — **Don Coryell** (PFWA)
- 1992 — **Bobby Ross** (UPI)

NFL EXECUTIVE OF THE YEAR

- 1979 — **John Sanders** (Sporting News)
- 2004 — **A.J. Smith** (PFWA, Pro Football Weekly)

NFL MOST VALUABLE PLAYER

- 1982 — **Dan Fouts** (NEA, PFWA, College and Pro Football Newsweekly)
- 2006 — **LaDainian Tomlinson** (AP, CBS SportsLine.com, Dallas Morning News, PFWA, Pro Football Weekly)

NFL PLAYER OF THE YEAR

- 1979 — **Dan Fouts** (Football Digest)
- 2006 — **LaDainian Tomlinson** (Maxwell Football Club, Sporting News, Sports Illustrated)

NFL MAN OF THE YEAR

- 1971 — **John Hadl**
- 1983 — **Rolf Benirschke**
- 1994 — **Junior Seau**
- 2006 — **LaDainian Tomlinson**

AFC PLAYER OF THE YEAR

- 1979 — **Dan Fouts** (UPI, Sporting News)

AFC MOST VALUABLE PLAYER

- 1982 — **Dan Fouts** (UPI)

NFL OFFENSIVE PLAYER OF THE YEAR

- 1982 — **Dan Fouts** (AP, Pro Football Weekly)
- 2006 — **LaDainian Tomlinson** (AP, CBS SportsLine.com, Dallas Morning News, PFWA, Pro Football Weekly)

NFL DEFENSIVE PLAYER OF THE YEAR

- 1992 — **Junior Seau** (UPI, Football Digest)
- 1998 — **Junior Seau** (Football Digest)

NFL ROOKIE OF THE YEAR

- 1974 — **Don Woods** (Newspaper Enterprise Association, Football News, Pro Football Weekly)
- 2005 — **Shawne Merriman** (Sporting News)

NFL OFFENSIVE ROOKIE OF THE YEAR

- 1974 — **Don Woods** (AP, Football Digest)

NFL DEFENSIVE ROOKIE OF THE YEAR

- 1986 — **Leslie O'Neal** (AP, Pro Football Weekly*)
- 2005 — **Shawne Merriman** (AP, PFWA, Pro Football Weekly)

*shared the award with Miami's John Oferdahl

AFC ROOKIE OF THE YEAR

- 1974 — **Don Woods** (UPI, Sporting News)

NFL COMEBACK PLAYER OF THE YEAR

- 2004 — **Drew Brees** (AP)

NFL MOST IMPROVED PLAYER

- 2004 — **Drew Brees** (PFWA, Pro Football Weekly)

NFL OUTSTANDING BLOCKER AWARD

- 1971 — **Walt Sweeney** (National 1,000 Yard Club Foundation)

NFL RUNNING BACK OF THE YEAR

- 2006 — **LaDainian Tomlinson** (NFL Alumni Assoc.)

ALL-AFL SELECTIONS

- 1960 — **Dick Harris, Jack Kemp, Paul Lowe, Ron Mix, Volney Thomas**
- 1961 — **Chuck Allen, Earl Faison, Dick Harris, Charlie McNeil, Ron Mix**
- 1962 — **Dave Kocourek, Ron Mix**
- 1963 — **Lance Alworth, Earl Faison, Keith Lincoln, Ron Mix, Tobin Rote**
- 1964 — **Lance Alworth, Earl Faison, Keith Lincoln, Ron Mix**
- 1965 — **Lance Alworth, Earl Faison, Ernie Ladd, Paul Lowe**
- 1966 — **Lance Alworth, Ron Mix**
- 1967 — **Lance Alworth, Ron Mix, Walt Sweeney**
- 1968 — **Lance Alworth, Ron Mix, Walt Sweeney**
- 1969 — **Lance Alworth**

AFL ALL-TIME TEAM (FIRST-TEAM)

- 1970 — **Lance Alworth, Paul Lowe, Ron Mix** (Selected by Pro Football Hall of Fame)

AFL ALL-TIME TEAM (SECOND-TEAM)

- 1970 — **Sid Gillman, Miller Farr, Ken Graham, Dave Kocourek, Bob Scarpitto, Walt Sweeney** (Selected by Pro Football Hall of Fame)

ALL-NFL FIRST-TEAM SELECTIONS

- 1970 — **Walt Sweeney** (Newspaper Enterprise Assoc.)
- 1977 — **Louie Kelcher** (NEA)
- 1978 — **Louie Kelcher** (AP, NEA, PFWA)
- 1979 — **Russ Washington**, T, (NEA)
- 1979 — **Dan Fouts** (AP, PFWA, UPI, Pro Football Weekly)
- 1979 — **John Jefferson** (AP, NEA, PFWA, Football Digest)
- 1980 — **Fred Dean** (AP, College and Pro Football Newsweekly, Football Digest)
- 1980 — **John Jefferson** (AP, NEA, PFWA, Pro Football Weekly, Sporting News, College and Pro Football Newsweekly, Football Digest)
- 1980 — **Gary Johnson** (AP, NEA, PFWA, Sporting News, Pro Football Weekly, Football Digest)
- 1980 — **Charlie Joiner** (AP)
- 1980 — **Kellen Winslow** (AP, NEA, PFWA, Pro Football Weekly, Sporting News, College and Pro Football Newsweekly, Football Digest)
- 1981 — **Gary Johnson** (AP, PFWA, College and Pro Football Newsweekly)
- 1981 — **Kellen Winslow** (AP, NEA, PFWA, Sporting News, Pro Football Weekly, College and Pro Football Newsweekly)
- 1982 — **Wes Chandler** (AP, NEA, PFWA, College and Pro Football Newsweekly, Football Digest)
- 1982 — **Dan Fouts** (AP, NEA, PFWA, College and Pro Football Newsweekly)
- 1982 — **Doug Wilkerson** (AP, NEA, PFWA, Football Digest)
- 1982 — **Kellen Winslow** (AP, NEA, PFWA, College and Pro Football Newsweekly, Football Digest)
- 1985 — **Dan Fouts** (NEA)
- 1985 — **Lionel James** (College and Pro Football Newsweekly)
- 1989 — **Gill Byrd** (Sporting News)
- 1989 — **Leslie O'Neal** (Football News)
- 1989 — **Lee Williams** (Sporting News)
- 1990 — **Marion Butts** (Football Digest), **Gill Byrd** (Football Digest)
- 1991 — **Junior Seau** (NEA)
- 1992 — **Junior Seau** (AP, NEA, PFWA, College and Pro Football Newsweekly, Pro Football Weekly, Sporting News, Football Digest)
- 1993 — **Junior Seau** (AP, PFWA, Football Digest, Sporting News)
- 1994 — **John Carney** (AP, College and Pro Football Newsweekly, Sporting News, USA Today)
- 1994 — **Leslie O'Neal** (Football Digest)

- Junior Seau** (AP, PFWA, College and Pro Football Newsweekly, Football Digest, Pro Football Weekly, Sporting News)

- 1995 — **Darren Bennett** (AP, PFWA, College and Pro Football Newsweekly, Football Digest, Pro Football Weekly, Sporting News, American Football Quarterly)

- Dwayne Harper** (Sports Illustrated)
- Junior Seau** (PFWA, Football Digest, Pro Football Weekly, Sporting News, USA Today)

- 1996 — **Ju-nior Seau** (AP, Sporting News)
- 1997 — **Eric Metcalf** (AP, College and Pro Football Newsweekly)

- 1998 — **Rodney Harrison** (AP, Sports Illustrated, Pro Football Weekly, Sporting News, Football Digest)
- Junior Seau** (AP, Pro Football Weekly, Sporting News, Football Digest)

- 2000 — **Junior Seau** (AP)
- 2001 — **Rodney Harrison** (Sporting News)
- Ronney Jenkins** (College and Pro Football Newsweekly)

- 2002 — **Donnie Edwards** (Football Digest)
- 2003 — **LaDainian Tomlinson** (Sports Illustrated)
- 2004 — **Donnie Edwards** (College and Pro Football Newsweekly, Football Digest, Sports Illustrated)

- Antonio Gates** (AP, Football Digest, Pro Football Weekly, Sporting News, Sports Illustrated)
- Mike Scifres** (Sports Illustrated)

- LaDainian Tomlinson** (AP, College and Pro Football Newsweekly)
- 2005 — **Antonio Gates** (AP, PFWA, Pro Football Weekly, Sporting News, Sports Illustrated, USA Today Sports Weekly)

- Mike Goff** (Sports Illustrated)
- Shawne Merriman** (Sporting News, Sports Illustrated)

- LaDainian Tomlinson** (Sporting News)
- Jamal Williams** (AP, Sporting News)

- 2006 — **Kris Dielman** (ESPN.com)
- Antonio Gates** (AP, ESPN.com, PFWA, Pro Football Weekly, Sporting News, Sports Illustrated, USA Today Sports Weekly)

- Mike Goff** (Sports Illustrated)
- Marcus McNeil** (USA Today Sports Weekly)

- Shawne Merriman** (AP, ESPN.com, PFWA, Pro Football Weekly, Sporting News, Sports Illustrated, USA Today Sports Weekly)
- Lorenzo Neal** (AP, ESPN.com, USA Today Sports Weekly)

- LaDainian Tomlinson** (AP, ESPN.com, PFWA, Pro Football Weekly, Sporting News, Sports Illustrated, USA Today Sports Weekly)
- Jamal Williams** (AP, PFWA, Pro Football Weekly, Sporting News, USA Today Sports Weekly)

- 2007 — **Antonio Cromartie** (AP, PFWA, Pro Football Weekly, USA Today Sports Weekly)
- Shawne Merriman** (USA Today Sports Weekly)

- Lorenzo Neal** (AP)
- Kassim Osgood** (PFWA, Pro Football Weekly)

- LaDainian Tomlinson** (AP, PFWA, Pro Football Weekly, Sporting News, USA Today Sports Weekly)
- 2009 — **Antonio Gates** (Sports Illustrated)

- Vincent Jackson** (Sports Illustrated)
- Nate Kaeding** (AP, PFWA, Pro Football Weekly)
- Kassim Osgood** (PFWA, Pro Football Weekly)

- LaDainian Tomlinson** (AP, PFWA, Pro Football Weekly, Sporting News, USA Today Sports Weekly)
- 2009 — **Antonio Gates** (Sports Illustrated)

- Vincent Jackson** (Sports Illustrated)
- Nate Kaeding** (AP, PFWA, Pro Football Weekly)
- Kassim Osgood** (PFWA, Pro Football Weekly)

ALL-NFL SECOND-TEAM SELECTIONS

- 1976 — **Charlie Joiner** (NEA)
- 1978 — **John Jefferson** (UPI)
- 1979 — **John Jefferson** (UPI)
- 1980 — **Rolf Benirschke** (AP)

- Dan Fouts** (AP)
- Charlie Joiner** (AP)
- Louie Kelcher** (AP)
- Doug Wilkerson** (UPI)

- 1981 — **Louie Kelcher** (AP)
- 1982 — **Tim Fox** (AP)
- Gary Johnson** (AP)
- Chuck Muncie** (UPI)
- Russ Washington** (AP)

- 1983 — **Dan Fouts** (UPI)

HISTORY



- 1985 – **Wes Chandler** (Coll. & Pro FB Newsweekly)
Dan Fouts (AP, UPI)
Lionel James (UPI)
Jim Lachey (UPI)
 - 1986 – **Lee Williams** (UPI)
Billy Ray Smith (UPI)
 - 1987 – **Chip Banks** (UPI)
Jim Lachey (AP)
Ralf Mojsiejenko (AP, NEA)
Billy Ray Smith (UPI)
Kellen Winslow (AP)
 - 1988 – **Lee Williams** (UPI)
Ralf Mojsiejenko (UPI)
 - 1989 – **Anthony Miller** (Coll. & Pro FB Newsweekly)
 - 1989 – **Leslie O'Neal** (Coll. & Pro FB Newsweekly)
Lee Williams (AP, Coll. & Pro FB Newsweekly)
 - 1990 – **Marion Butts** (AP, Coll. & Pro FB Newsweekly)
 - 1991 – **Junior Seau** (Coll. & Pro FB Newsweekly)
 - 1992 – **Gill Byrd** (AP, Coll. & Pro FB Newsweekly)
Anthony Miller (Coll. & Pro FB Newsweekly)
Leslie O'Neal (NEA, Coll. & Pro FB Newsweekly)
David Richards (NEA)
 - 1993 – **Junior Seau** (Coll. & Pro FB Newsweekly)
 - 1994 – **John Carney** (Football Digest),
Leslie O'Neal (AP, Coll. & Pro FB Newsweekly)
 - 1995 – **Dwayne Harper** (Football Digest)
Junior Seau (AP, Coll. & Pro FB Newsweekly)
 - 1996 – **Tony Martin** (AP, Football Digest)
Junior Seau (Football Digest)
 - 1999 – **Darren Bennett** (Sports Illustrated)
Junior Seau (AP, Coll. & Pro FB Newsweekly)
 - 2001 – **Marcellus Wiley** (Coll. & Pro FB Newsweekly)
 - 2002 – **Donnie Edwards** (AP)
LaDainian Tomlinson (AP, Football Digest)
 - 2003 – **LaDainian Tomlinson** (AP, Football Digest)
 - 2004 – **Drew Brees** (Coll. & Pro FB Newsweekly, Football Digest and Pro Football Weekly)
Donnie Edwards (AP)
Antonio Gates (Coll. & Pro FB Newsweekly)
Mike Goff (Football Digest)
Jamal Williams (AP, Football Digest)
 - 2005 – **Lorenzo Neal** (AP)
LaDainian Tomlinson (AP)
 - 2006 – **Nate Kaeding** (AP)
 - 2007 – **Shawne Merriman** (AP)
 - 2008 – **Kris Dielman** (AP)
 - 2009 – **Kris Dielman** (AP)
Antonio Gates (AP)
- ALL-AFC SELECTIONS**
- 1970 – **Walt Sweeney** (AP)
 - 1971 – **Walt Sweeney** (AP, UPI)
 - 1973 – **Walt Sweeney** (Sporting News)
 - 1974 – **Russ Washington** (AP)
 - 1977 – **Louie Kelcher** (UPI)
 - 1978 – **Louie Kelcher** (UPI)
 - 1979 – **Fred Dean** (AP)
Dan Fouts (AP)
John Jefferson (AP)
Wilbur Young (UPI)
 - 1980 – **Fred Dean** (Pro Football Weekly)
John Jefferson (UPI, Pro Football Weekly)
Gary Johnson (UPI, Pro Football Weekly)
Louie Kelcher (Pro Football Weekly)
 - 1981 – **Kellen Winslow** (UPI, Pro Football Weekly)
James Brooks (Coll. & Pro FB Newsweekly)
Dan Fouts (Coll. & Pro FB Newsweekly)
Chuck Muncie (UPI, Coll. & Pro FB Newsweekly)
Doug Wilkerson (UPI)
Kellen Winslow (UPI, Coll. & Pro FB Newsweekly)
 - 1982 – **Rolf Benirschke** (UPI)
Wes Chandler (UPI)
Dan Fouts (UPI)
Doug Wilkerson (UPI)
Kellen Winslow (UPI)
 - 1984 – **Earnest Jackson** (Pro Football Weekly)
 - 1985 – **Lionel James** (Football News)
 - 1987 – **Lionel James** (Pro Football Weekly)
Jim Lachey (UPI)
Ralf Mojsiejenko (UPI and Football News)
Kellen Winslow (UPI and Football News)
 - 1989 – **Anthony Miller** (Pro Football Weekly)
Leslie O'Neal (UPI, Pro Football Weekly)
Lee Williams (UPI, Pro Football Weekly)
 - 1990 – **Marion Butts** (UPI, Football News)

- Gill Byrd** (Football News)
- 1991 – **Gill Byrd** (Football News, Pro Football Weekly)
Nate Lewis (Pro Football Weekly)
Junior Seau (Football News)
- 1992 – **Gill Byrd** (UPI)
Anthony Miller (UPI)
Leslie O'Neal (UPI)
Junior Seau (UPI)
- 1993 – **Anthony Miller** (UPI, Football News)
Junior Seau (UPI, Football News)
- 1994 – **John Carney** (UPI, Football News)
Andre Coleman (Football News)
Darrien Gordon (Football News)
Leslie O'Neal (UPI, Football News)
Junior Seau (UPI, Football News)
- 1995 – **Darren Bennett** (UPI, Football News)
Junior Seau (UPI, Football News)
- 1996 – **Darrien Gordon** (Football News)
Tony Martin (Football News)
Junior Seau (UPI, Football News)
- 1998 – **Rodney Harrison** (Pro Football Weekly, Football News)
Junior Seau (Pro Football Weekly, Football News)
- 1999 – **Darren Bennett** (Football News)
- 2001 – **Rodney Harrison** (Pro Football Weekly)
Marcellus Wiley (Pro Football Weekly)
- 2004 – **Antonio Gates** (Pro Football Weekly)
- 2005 – **Antonio Gates** (Pro Football Weekly)
Jamal Williams (Pro Football Weekly)
Hanik Milligan (Pro Football Weekly)
- 2006 – **Antonio Gates** (PFWA, Pro Football Weekly)
Nate Kaeding (PFWA, Pro Football Weekly)
Shawne Merriman (PFWA, Pro Football Weekly)
Kassim Osgood (PFWA, Pro Football Weekly)
LaDainian Tomlinson (PFWA, Pro Football Weekly)
Jamal Williams (PFWA, Pro Football Weekly)
- 2007 – **Antonio Cromartie** (PFWA, Pro Football Weekly)
Antonio Gates (PFWA, Pro Football Weekly)
Kassim Osgood (PFWA, Pro Football Weekly)
LaDainian Tomlinson (PFWA, Pro Football Weekly)

ALL-ROOKIE SELECTIONS

- 1974 – **Don Woods** (PFWA)
- 1975 – **Gary Johnson** (PFWA)
Louie Kelcher (PFWA)
- 1976 – **Don Macek** (PFWA)
- 1977 – **Bob Rush** (PFWA)
- 1978 – **John Jefferson** (PFWA)
- 1982 – **Andre Young** (PFWA)
- 1983 – **Mike Green** (PFWA)
Danny Walters (PFWA)
- 1985 – **Gary Anderson** (PFWA)
John Hendy (PFWA)
Jim Lachey (PFWA)
- 1986 – **Leslie O'Neal** (PFWA, UPI)
- 1988 – **David Richards** (UPI)
- 1989 – **Burt Grossman** (PFWA, UPI)
Courtney Hall (PFWA, UPI)
- 1990 – **Leo Goeas** (PFWA, UPI)
Junior Seau (UPI)
- 1991 – **Eric Moten** (PFWA)
Stanley Richard (PFWA)
- 1992 – **Chris Mims** (PFWA)
- 1993 – **Darrien Gordon** (PFWA)
- 1994 – **Andre Coleman** (PFWA, College and Pro Football Newsweekly, Football News, Pro Football Weekly)
- 1999 – **Jason Perry** (PFWA, Pro Football Weekly)
- 2001 – **LaDainian Tomlinson** (PFWA, Pro Football Weekly)
- 2003 – **Jason Ball** (PFWA, Pro Football Weekly)
Quentin Jammer (PFWA, Pro Football Weekly)
Ben Leber (PFWA, Pro Football Weekly)
- 2004 – **Nate Kaeding** (PFWA, Pro Football Weekly)
Shane Olivea (PFWA, Pro Football Weekly)
- 2005 – **Luis Castillo** (PFWA, Pro Football Weekly)
Shawne Merriman (PFWA, Pro Football Weekly)
- 2006 – **Marcus McNeill** (PFWA, Pro Football Weekly)
- 2007 – **Brandon Siler** (PFWA, Pro Football Weekly)
- 2009 – **Louis Vasquez** (PFWA, Pro Football Weekly)

AMERICAN FOOTBALL LEAGUE ALL-STAR

- GAME** (Starters capitalized) - Year game played
- 1962 – **EARL FAISON, DICK HARRIS, BILL HUDSON, EMIL KARAS, JACK KEMP, DAVE KOCUREK, CHARLIE McNEIL, RON MIX, DON NORTON, ERNIE WRIGHT, George Blair**
- 1963 – **REG CAROLAN, EARL FAISON, EMIL KARAS, DAVE KOCUREK, ERNIE LADD, Keith Lincoln, Paul Maguire, RON MIX, Don Norton, Bob Zeman**
- 1964 – **LANCE ALWORTH, EARL FAISON, EMIL KARAS, ERNIE LADD, KEITH LINCOLN, RON MIX, TOBIN ROTE, Chuck Allen, Paul Lowe, Ernie Wright**
- 1965 – **CHUCK ALLEN, LANCE ALWORTH, FRANK BUNCUM, EARL FAISON, DAVE KOCUREK, ERNIE LADD, KEITH LINCOLN, RON MIX, WALT SWEENEY, John Hadl**
- 1966 – **EARL FAISON, KENNY GRAHAM, JOHN HADL, ERNIE LADD, PAUL LOWE, Lance Alworth, Frank Buncom, Leslie "Speedy" Duncan, Willie Frazier, Keith Lincoln, Ron Mix, Walt Sweeney, Ernie Wright**
- 1967 – **LANCE ALWORTH, RON MIX, Leslie "Speedy" Duncan, Willie Frazier, Jacque MacKinnon, Walt Sweeney, Dick Van Raaphorst**
- 1968 – **WALT ALWORTH, FRANK BUNCUM, LESLIE "SPEEDY" DUNCAN, KENNY GRAHAM, RON MIX, WALT SWEENEY, Willie Frazier, Brad Hubbert, Dick Post, Rick Redman**
- 1969 – **LANCE ALWORTH, KENNY GRAHAM, JOHN HADL, JACQUE MacKINNON, RON MIX, WALT SWEENEY, Gary Garrison**
- 1970 – **LANCE ALWORTH, STEVE DeLONG, KENNY GRAHAM, JOHN HADL, DICK POST, WALT SWEENEY**

AFC-NFC PRO BOWL

- (Starters capitalized) Year game played
- 1971 – **WALT SWEENEY, Gary Garrison**
- 1972 – **WALT SWEENEY, Gary Garrison**
- 1973 – **GARY GARRISON, DEACON JONES, John Hadl, Walt Sweeney**
- 1975 – **Russ Washington**
- 1976 – **Russ Washington**
- 1977 – **Charlie Joiner**
- 1978 – **Louie Kelcher, Russ Washington**
- 1979 – **LOUIE KELCHER, RUSS WASHINGTON, John Jefferson**
- 1980 – **FRED DEAN, DAN FOUTS, JOHN JEFFERSON, RUSS WASHINGTON, Gary Johnson, Charlie Joiner, Ed White**
- 1981 – **FRED DEAN, KELLEN WINSLOW, LOUIE KELCHER, JOHN JEFFERSON, GARY JOHNSON, Dan Fouts, Charlie Joine, Doug Wilkerson**
- 1982 – **KELLEN WINSLOW, DOUG WILKERSON, GARY JOHNSON, Dan Fouts, Chuck Muncie**
- 1983 – **WES CHANDLER, DAN FOUTS, GARY JOHNSON, DOUG WILKERSON, KELLEN WINSLOW, Rolf Benirschke, Chuck Muncie**
- 1984 – **DAN FOUTS, Kellen Winslow, Wes Chandler**
- 1985 – **Earnest Jackson**
- 1986 – **DAN FOUTS, Wes Chandler**
- 1987 – **GARY ANDERSON**
- 1988 – **KELLEN WINSLOW, Jim Lachey, Ralf Mojsiejenko**
- 1989 – **LEE WILLIAMS**
- 1990 – **LEE WILLIAMS, Anthony Miller, Leslie O'Neal**
- 1991 – **MARION BUTTS, ANTHONY MILLER, LESLIE O'NEAL**
- 1992 – **GILL BYRD, JUNIOR SEAU, Marion Butts**
- 1993 – **GILL BYRD, ANTHONY MILLER, LESLIE O'NEAL, JUNIOR SEAU, Ronnie Harmon**
- 1994 – **ANTHONY MILLER, LESLIE O'NEAL, JUNIOR SEAU**
- 1995 – **NATROME MEANS, LESLIE O'NEAL, JUNIOR SEAU, John Carney**
- 1996 – **JUNIOR SEAU, Darren Bennett, Leslie O'Neal**
- 1997 – **TONY MARTIN, JUNIOR SEAU**
- 1998 – **Eric Metcalf, Junior Seau**
- 1999 – **RODNEY HARRISON, JUNIOR SEAU**
- 2000 – **Junior Seau**
- 2001 – **JUNIOR SEAU, Darren Bennett**

Continued next page





AFC-NFC PRO BOWL, *cont.*

- 2002 — **RODNEY HARRISON**, MARCELLUS WILEY, RYAN McNEIL, Junior Seau
- 2003 — Donnie Edwards, Junior Seau, LaDainian Tomlinson
- 2005 — **ANTONIO GATES**, LaDAINIAN TOMLINSON, Drew Brees
- 2006 — **ANTONIO GATES**, LORENZO NEAL, JAMAL WILLIAMS, SHAWNE MERRIMAN, Hanik Milligan, LaDainian Tomlinson
- 2007 — **MARCUS McNEILL**, SHAWNE MERRIMAN, LORENZO NEAL, LaDAINIAN TOMLINSON, JAMAL WILLIAMS, David Binn, Antonio Gates, Nick Hardwick, Nate Kaeding, Kassim Osgood, Philip Rivers*
- 2008 — **ANTONIO GATES***, LORENZO NEAL, LaDAINIAN TOMLINSON*, Antonio Cromartie, Kris Dielman, Marcus McNeill, Shawne Merriman, Philip Rivers*, Kassim Osgood, Jamal Williams*
- 2009 — **KRIS DIELMAN**, Antonio Gates*
- 2010 — **ANTONIO GATES**, Kris Dielman, Vincent Jackson, Nate Kaeding*, Kassim Osgood, Philip Rivers*

* Selected, but did not play due to injury

PRO BOWL PLAYER OF THE GAME

- 1982 — Dan Fouts and John Jefferson

MOST PRO BOWLS PLAYED

- 12 — Junior Seau (1991-2002)
- 6 — Dan Fouts (1980-84, 1986)
Leslie O'Neal (1990-91, 1993-96)
- 5 — LaDainian Tomlinson (2003-2008)
Russ Washington (1975-76, 1979-80)
Kellen Winslow (1981-84, 1988)
- 4 — Antonio Gates (2005-07, 2010)
Gary Johnson (1980-83)
Anthony Miller (1990-91, 1993-94)
- 3 — Wes Chandler (1983-84, 1986)
Kris Dielman (2008-10)
Gary Garrison (1971-73)
John Jefferson (1979-81)
Charlie Joiner (1977, 1980-81)
Louie Kelcher (1978-79, 1981)
Shawne Merriman (2006-08)
Lorenzo Neal (2006-08)
Kassim Osgood (2007-08, 2010)
Walt Sweeney (1971-73)
Doug Wilkerson (1981-83)
- 2 — Darren Bennett (1996, 2001)
Marion Butts (1991-92)
Gill Byrd (1992-93)
Fred Dean (1980-81)
Rodney Harrison (1999, 2002)
Marcus McNeill (2007-08)
Chuck Muncie (1982-83)
Jamal Williams (2006-07)
Lee Williams (1989-90)
- 1 — Gary Anderson (1987)
Rolf Benirschke (1983)
David Binn (2007)
Drew Brees (2005)
John Carney (1995)
Antonio Cromartie (2008)
Donnie Edwards (2004)
John Hadl (1973)
Nick Hardwick (2007)
Ronnie Harmon (1993)
Earnest Jackson (1985)
Vincent Jackson (2010)
Deacon Jones (1973)
Nate Kaeding (2007)

- Jim Lachey (1988)
- Tony Martin (1997)
- Ryan McNeil (2002)
- Natrone Means (1995)
- Eric Metcalf (1998)
- Hanik Milligan (2006)
- Ralf Mojsiejenko (1988)
- Ed White (1980)
- Marcellus Wiley (2002)

AFC OFFENSIVE PLAYER OF THE WEEK

- 1984 — Dan Fouts (Week 6)
- 1985 — Lionel James (Weeks 3, 10)
Dan Fouts (Week 9)
- 1986 — Charlie Joiner (Week 5)
- 1987 — Dan Fouts (Week 8)
- 1988 — Gary Anderson (Week 11)
- 1990 — Marion Butts (Week 13)
- 1991 — Rod Bernstine (Week 16)
- 1992 — Rod Bernstine (Week 7)
Stan Humphries (Week 8)
- 1994 — Natrone Means (Week 6)
Stan Humphries (Week 16)
- 1995 — Tony Martin (Week 16)
- 1996 — Stan Humphries (Week 4)
- 1997 — Tony Martin (Week 5)
Gary Brown (Week 6)
- 2002 — LaDainian Tomlinson (Weeks 4, 13)
- 2003 — LaDainian Tomlinson (Week 7)
Doug Flutie (Week 10)
- 2004 — Drew Brees (Week 8)
- 2005 — LaDainian Tomlinson (Weeks 3, 6, 12)
Drew Brees (Week 4)
- 2006 — Philip Rivers (Week 6)
LaDainian Tomlinson (Weeks 9, 11, 14, 15)
- 2007 — Philip Rivers (Week 5)
- 2008 — Philip Rivers (Week 14)

AFC DEFENSIVE PLAYER OF THE WEEK

- 1986 — Billy Ray Smith (Week 1)
- Jeff Dale (Week 10)
- 1988 — Gill Byrd (Week 15)
- 1989 — Gill Byrd (Week 3)
Leslie O'Neal (Weeks 9, 16)
- 1990 — Gill Byrd (Week 8)
- 1991 — Billy Ray Smith (Week 12)
- 1993 — Junior Seau (Week 3)
Donald Frank (Week 9)
- 1994 — Junior Seau (Week 1)
- 1995 — Rodney Harrison (Week 2)
Leslie O'Neal (Week 8)
- 1996 — Junior Seau (Weeks 5, 10)
- 1998 — Norman Hand (Week 7)
- 1999 — Rodney Harrison (Week 5)
- 2002 — Marcellus Wiley (Week 3)
- 2004 — Drayton Florence (Week 13)
Donnie Edwards (Week 14)
- 2005 — Shawne Merriman (Week 15)
- 2006 — Jamal Williams (Week 4)
Shawne Merriman (Week 16)
- 2007 — Antonio Cromartie (Week 10)
Shawne Merriman (Week 13)
Jyles Tucker (Week 17)
- 2008 — Antonio Cromartie (Week 3)

AFC SPECIAL TEAMS PLAYER OF THE WEEK

- 1993 — John Carney (Weeks 1, 3)
- 1994 — John Carney (Week 4)
Darrien Gordon (Week 13)
Andre Coleman (Week 17)
- 1995 — Andre Coleman (Week 3)
- 1996 — John Carney (Weeks 1, 5)

- 1997 — Eric Metcalf (Week 10)
- 1998 — John Carney (Week 1)
- 1999 — John Carney (Week 14)
- 2000 — Ronney Jenkins (Week 2)
John Carney (Week 13)
- 2001 — Tim Dwight (Week 1)
Wade Richey (Week 2)
- 2007 — Mike Scifres (Week 8)
Antonio Cromartie (Week 9)
Darren Sproles (Week 10)
- 2009 — Nate Kaeding (Week 17)

AFC OFFENSIVE PLAYER OF THE MONTH

- 1989 — Anthony Miller (November)
- 1992 — Stan Humphries (October)
- 1994 — Stan Humphries (September)
Natrone Means (October)
- 1995 — Tony Martin (December)
- 2006 — LaDainian Tomlinson (November)
- 2008 — Philip Rivers (December)
- 2009 — Philip Rivers (December)

AFC DEFENSIVE PLAYER OF THE MONTH

- 1992 — Chris Mims (November)
Leslie O'Neal (December)
- 2001 — Ryan McNeil (September)
- 2002 — Junior Seau (September)
- 2007 — Antonio Cromartie (December)

AFC SPECIAL TEAMS PLAYER OF THE MONTH

- 1993 — John Carney (September)
- 1994 — John Carney (October)
Andre Coleman (December)
- 1995 — Andre Coleman (September)
- 1996 — John Carney (September)
- 1997 — Greg Davis (October)
Eric Metcalf (November)
- 2001 — Ronney Jenkins (October)
- 2008 — Darren Sproles (September)

NFL OFFENSIVE ROOKIE OF THE MONTH

- 2006 — Marcus McNeill (September)

AFC OFFENSIVE ROOKIE OF THE MONTH

- 2001 — LaDainian Tomlinson (September)

AFC DEFENSIVE ROOKIE OF THE MONTH

- 1997 — Paul Bradford (November)

FED EX GROUND NFL PLAYER OF THE YEAR

- 2006 — LaDainian Tomlinson

FED EX AIR NFL PLAYER OF THE WEEK

- 2003 — Doug Flutie (Week 10)
- 2004 — Drew Brees (Weeks 8, 9)
- 2005 — Drew Brees (Week 11)
- 2006 — Philip Rivers (Week 6)
- 2007 — Philip Rivers (Week 5)
- 2008 — Philip Rivers (Weeks 3, 6)

FED EX GROUND NFL PLAYER OF THE WEEK

- 2003 — LaDainian Tomlinson (Week 10)
- 2004 — LaDainian Tomlinson (Week 14)
- 2005 — LaDainian Tomlinson (Weeks 3, 4, 6, 9, 12)
- 2006 — LaDainian Tomlinson (Weeks 1, 6, 9, 10, 11, 13, 14, 15)
- 2007 — LaDainian Tomlinson (Week 13)
Michael Turner (Week 5)
- 2008 — LaDainian Tomlinson (Week 16)

GMC DEFENSIVE PLAYER OF THE WEEK

- 2007 — Antonio Cromartie (Week 10)



SAN DIEGO CHARGERS HONORS

CHARGERS HADRI NUMBERS

- 1988 — Dan Fouts (number 14)
2005 — Lance Alworth (number 19)

CHARGERS HALL OF FAME

- 1976 — Frank Buncom,* LB, 1962-67
Emil Karas,* LB, 1960-64, 66
Bob Laraba,* LB, 1960-61
Jacque MacKinnon,* TE, 1961-69
1977 — Lance Alworth, WR, 1962-70
1978 — Ron Mix, T, 1960-69
1979 — Paul Lowe, RB, 1960-68
1980 — Baron Hilton, Majority Owner, 1960-66
Keith Lincoln, RB, 1961-66, 1968
1981 — Ernie Ladd, DT, 1961-65
Walt Sweeney, G, 1963-73
1983 — John Hadl, QB, 1962-72
1984 — Chuck Allen, LB, 1961-69
1985 — Gary Garrison, WR, 1966-76
Sid Gillman, Head Coach, 1960-69, 1971
1986 — Earl Faison, DE, 1961-66
1993 — Dan Fouts, QB, 1973-87
Charlie Joiner, WR, 1976-86
1994 — Don Coryell, Head Coach, 1978-86
1995 — Leslie "Speedy" Duncan, CB, 1964-70
1995 — Kellen Winslow, TE, 1979-87
1995 — Russ Washington, T, 1968-82
1996 — George Perricano, Minority Owner, 1961-present
1997 — Rolf Benirschke, K, 1977-86
1998 — Gill Byrd, CB, 1983-92
1999 — Gary "Big Hands" Johnson, DL, 1975-84
2000 — Doug Wilkerson, OL, 1971-84
2001 — Wes Chandler, WR, 1981-87
2002 — Stan Humphries, QB, 1992-97
Bobby Ross, Head Coach, 1992-96
2003 — Louie Kelcher, DT, 1975-83
2004 — Don Macek, C, 1976-89
Ed White, G, 1978-85
2008 — Fred Dean, DE, 1975-81
*Honorary Members (Inducted posthumously)

CHARGERS MOST VALUABLE PLAYER

- 1961 — Earl Faison
1962 — Ron Mix
1963 — Tobin Rote
1964 — Keith Lincoln
1965 — Lance Alworth
1966 — Lance Alworth
1967 — John Hadl
1968 — John Hadl
1969 — Steve DeLong
1970 — Gary Garrison
1971 — John Hadl
1972 — Sid Edwards
1973 — Russ Washington
1974 — Don Woods
1975 — Pat Curran
1976 — Charlie Joiner
1977 — Louie Kelcher
1978 — John Jefferson
1979 — Dan Fouts
1980 — John Jefferson
1981 — Dan Fouts
1982 — Dan Fouts
1983 — Charlie Joiner
1984 — Earnest Jackson
1985 — Lionel James
1986 — Gary Anderson
1987 — Billy Ray Smith
1988 — Gary Anderson
1989 — Anthony Miller
1990 — Marion Butts
1991 — Ronnie Harmon
1992 — Ronnie Harmon
1993 — Leslie O'Neal, Junior Seau
1994 — Natrone Means
1995 — Dwayne Harper, Leslie O'Neal
1996 — Tony Martin
1997 — Junior Seau
1998 — Junior Seau

- 1999 — Junior Seau
2000 — Junior Seau
2001 — Junior Seau
2002 — LaDainian Tomlinson
2003 — LaDainian Tomlinson
2004 — Drew Brees
2005 — LaDainian Tomlinson
2006 — LaDainian Tomlinson
2007 — LaDainian Tomlinson
2008 — Philip Rivers, Jamal Williams
2009 — Philip Rivers

CHARGERS LINEMAN OF YEAR

- 1971 — Walt Sweeney
1972 — Deacon Jones
1973 — Russ Washington
1974 — Doug Wilkerson
1975 — Doug Wilkerson
1976 — Doug Wilkerson
1977 — Doug Wilkerson
1978 — Fred Dean
1979 — Wilbur Young
1980 — Gary "Big Hands" Johnson
1981 — Doug Wilkerson
1982 — Doug Wilkerson
1983 — Ed White
1984 — Ed White, Doug Wilkerson
1985 — Ed White
1986 — Jim Lachey
1987 — Jim Lachey
1988 — Lee Williams
1989 — Leslie O'Neal, Lee Williams
1990 — Lee Williams
1991 — Courtney Hall, Harry Swayne
1992 — Leslie O'Neal
1993 — Courtney Hall
1994 — Leslie O'Neal
1995 — Shawn Lee
1996 — Eric Moten
1997 — Raleigh McKenzie, John Parrella
1998 — Norman Hand
1999 — Norman Hand, Raylee Johnson
2000 — John Parrella
2001 — Raylee Johnson
2002 — Jason Ball
2003 — Cory Raymer, DeQuincy Scott
2004 — Jamal Williams
2005 — Jamal Williams
2006 — Kris Dielman, Marcus McNeill, Jamal Williams
2007 — Kris Dielman
2008 — Jamal Williams
2009 — Marcus McNeill

CHARGERS MOST INSPIRATIONAL PLAYER

- (Emil Karas Memorial Award)
1975 — Pat Curran
1976 — Tom Graham
1977 — Pat Curran
1978 — Hank Bauer
1979 — Glen Edwards
1980 — Rolf Benirschke, Glen Edwards, Charlie Joiner
1981 — Charlie Joiner
1982 — Charlie Joiner
1983 — Charlie Joiner
1984 — Charlie Joiner
1985 — Charlie Joiner
1986 — Charlie Joiner
1987 — Woodrow Lowe
1988 — Gill Byrd
1989 — Gill Byrd
1990 — Gill Byrd
1991 — Gill Byrd
1992 — Gill Byrd
1993 — Gill Byrd
1994 — Eric Bieniemy, Eric Moten
1995 — Eric Moten
1996 — Kevin Ross
1997 — Junior Seau
1998 — Charles Dimry

- 1999 — Charles Dimry
2000 — John Parrella
2001 — John Parrella
2002 — Junior Seau
2003 — Doug Flutie, LaDainian Tomlinson
2004 — Drew Brees
2005 — Randall Godfrey
2006 — Randall Godfrey
2007 — Carlos Polk, Philip Rivers
2008 — Quentin Jammer
2009 — Stephen Cooper

CHARGERS DEFENSIVE PLAYER OF YEAR

- (David Griggs Memorial Award)
1996 — Rodney Harrison
1997 — Rodney Harrison
1998 — Junior Seau
1999 — Junior Seau
2000 — Rodney Harrison
2001 — Rodney Harrison, Ryan McNeil
2002 — Donnie Edwards
2003 — Donnie Edwards
2004 — Jamal Williams
2005 — Jamal Williams
2006 — Shawne Merriman
2007 — Antonio Cromartie
2008 — Jamal Williams
2009 — Quentin Jammer, Shaun Phillips

CHARGERS OFFENSIVE PLAYER OF YEAR

- (Rodney Culver Memorial Award)
1996 — Tony Martin
1997 — Gary Brown
1998 — Natrone Means
1999 — Jeff Graham
2000 — Freddie Jones
2001 — LaDainian Tomlinson
2002 — LaDainian Tomlinson
2003 — LaDainian Tomlinson
2004 — Antonio Gates
2005 — Antonio Gates, LaDainian Tomlinson
2006 — Philip Rivers
2007 — LaDainian Tomlinson
2008 — Philip Rivers
2009 — Antonio Gates, Vincent Jackson

CHARGERS SPECIAL TEAMS PLAYER OF YEAR

- 1978 — Artie Owens, Pete Shaw
1979 — Pete Shaw
1980 — Hank Bauer
1981 — Hank Bauer
1982 — Ray Preston
1983 — Derrie Nelson
1984 — Vince Osby
1985 — Derrie Nelson
1986 — Ty Allert
1987 — Daniel Hunter
1988 — Randy Kirk
1989 — Ken Woodard
1990 — John Carney
1991 — Darren Carrington
1992 — Darren Carrington
1993 — Lew Bush
1994 — Andre Coleman
1995 — Andre Coleman
1996 — Mark Montreuil
1997 — Eric Metcalf
1998 — Steve Tovar
1999 — Fred McCrary
2000 — Darren Bennett
2001 — Ronney Jenkins
2002 — Carlos Polk
2003 — Leon Johnson, Carlos Polk
2004 — Mike Scifres
2005 — Kassim Osgood
2006 — Kassim Osgood
2007 — Kassim Osgood
2008 — Darren Sproles
2009 — Kassim Osgood



CAPTAINS

- 1961 — Jack Kemp, Bill Hudson
- 1962 — Dave Kocourek, Chuck Allen
- 1963 — Ron Mix, Emil Karas
- 1964 — Tobin Rote, Earl Faison
- 1965 — John Hadl, Chuck Allen
- 1966 — John Hadl, Chuck Allen
- 1967 — John Hadl, Sam Gruneisen, Chuck Allen, Frank Buncom
- 1968 — John Hadl, Sam Gruneisen, Chuck Allen, Frank Buncom
- 1969 — John Hadl, Ron Mix, Chuck Allen, Rick Redman
- 1970 — John Hadl, Sam Gruneisen, Kenny Graham, Rick Redman
- 1971 — John Hadl, Pettis Norman, Rick Redman, Pete Barnes
- 1972 — John Hadl, Sam Gruneisen, Deacon Jones
- 1973 — John Unitas, Deacon Jones
- 1974 — Russ Washington, Coy Bacon, Dave Rowe
- 1975 — Russ Washington, Chris Fletcher
- 1976 — Russ Washington, Chris Fletcher
- 1977 — James Harris, Louie Kelcher, Ray Preston
- 1978 — Russ Washington, Louie Kelcher
- 1979 — Russ Washington, Louie Kelcher
- 1980 — Woodrow Lowe, Doug Wilkerson, Ed White, Louie Kelcher
- 1981 — Woodrow Lowe, Doug Wilkerson, Ed White, Louie Kelcher
- 1982 — Woodrow Lowe, Doug Wilkerson, Ed White, Hank Bauer
- 1983 — Woodrow Lowe, Doug Wilkerson, Ed White, Ray Preston
- 1984 — Woodrow Lowe, Doug Wilkerson, Charlie Joiner, Ray Preston
- 1985 — Woodrow Lowe, Billy Ray Smith, Ed White, Charlie Joiner
- 1986 — Woodrow Lowe, Charlie Joiner
- 1987 — Dan Fouts, Don Macek, Billy Ray Smith, Lee Williams
- 1988 — Billy Ray Smith, Dennis McKnight, Lee Williams, Don Macek
- 1989 — Billy Ray Smith, Leslie O'Neal, Anthony Miller, Lee Williams
- 1990 — Martin Bayless, Richard Brown, Broderick Thompson
- 91-93 — Alternated each game
- 1994 — Stan Brock, Courtney Hall, Leslie O'Neal, Junior Seau
- 1995 — Stan Brock, Courtney Hall, Leslie O'Neal, Junior Seau

- 1996 — Tony Martin, Eric Moten, Kevin Ross, Junior Seau
- 97-02 — Alternated each game
- 2003 — Drew Brees, Donnie Edwards, Carlos Polk, LaDainian Tomlinson
- 2004 — Donnie Edwards, Carlos Polk, LaDainian Tomlinson, Jamal Williams
- 2005 — Drew Brees, Steve Foley, Hanik Milligan, Kassim Osgood, LaDainian Tomlinson, Jamal Williams
- 2006 — Randall Godfrey, Kassim Osgood, Philip Rivers, LaDainian Tomlinson
- 2007 — Shawne Merriman, Kassim Osgood, Philip Rivers, LaDainian Tomlinson, Jamal Williams
- 2008 — Philip Rivers, LaDainian Tomlinson, Jamal Williams, Clinton Hart, Kassim Osgood
- 2009 — Philip Rivers, LaDainian Tomlinson, Stephen Cooper, Jamal Williams, Kassim Osgood

2004 ALUMNI PLAYER OF THE WEEK

- Wk 1 — Drew Brees
- Wk 2 — Stephen Cooper
- Wk 3 — Jamal Williams
- Wk 4 — Reche Caldwell
- Wk 5 — Jesse Chatman
- Wk 6 — Eric Parker
- Wk 7 — Terrence Kiel
- Wk 8 — Ben Leber
- Wk 9 — Antonio Gates
- Wk 10 — LaDainian Tomlinson
- Wk 11 — Offensive Line
- Wk 12 — Donnie Edwards
- Wk 13 — Mike Scifres
- Wk 14 — Lorenzo Neal
- Wk 15 — Steve Foley
- Wk 16 — Doug Flutie

2005 ALUMNI PLAYER OF THE WEEK

- Wk 1 — Kassim Osgood
- Wk 2 — Randall Godfrey
- Wk 3 — LaDainian Tomlinson
- Wk 4 — Drew Brees
- Wk 5 — Donnie Edwards
- Wk 6 — Roman Oben
- Wk 7 — Jamar Fletcher
- Wk 8 — Antonio Gates
- Wk 9 — Shaun Phillips
- Wk 10 — Keenan McCardell
- Wk 11 — Eric Parker
- Wk 12 — Clinton Hart

- Wk 13 — Jamal Williams
- Wk 14 — Nate Kaeding
- Wk 15 — Luis Castillo

2006 ALUMNI PLAYER OF THE WEEK

- Wk 1 — Shawne Merriman
- Wk 2 — Philip Rivers
- Wk 3 — Jamal Williams
- Wk 4 — Eric Parker
- Wk 5 — LaDainian Tomlinson
- Wk 6 — Nate Kaeding
- Wk 7 — Marlon McCree
- Wk 8 — Randall Godfrey
- Wk 9 — Malcom Floyd
- Wk 10 — Offensive Line
- Wk 11 — Quentin Jammer
- Wk 12 — Lorenzo Neal
- Wk 13 — Antonio Gates
- Wk 14 — Vincent Jackson
- Wk 15 — Jacques Cesaire
- Wk 16 — Shaun Phillips

2007 ALUMNI PLAYERS OF THE MONTH

- September — Antonio Gates, Jamal Williams, Carlos Polk
- October — LaDainian Tomlinson, Stephen Cooper, Kassim Osgood
- November — Kris Dielman, Antonio Cromartie, Mike Scifres
- December — Chris Chambers, Clinton Hart, Brandon Siler
- January — Philip Rivers, Quentin Jammer, Mike Scifres

2008 ALUMNI PLAYERS OF THE MONTH

- September — Philip Rivers, Quentin Jammer, Darren Sproles
- October — Vincent Jackson, Jamal Williams, Kassim Osgood
- November — Malcom Floyd, Stephen Cooper, Brandon Siler
- December — Antonio Gates, Brandon Manumaleuna, Shaun Phillips, Antwan Applewhite

OFFENSIVE & DEFENSIVE RANKINGS BY YEAR

(SINCE 1970 AFL-NFL MERGER)

Year	Offense			Defense			Year	Offense			Defense		
	Total	Rush	Pass	Total	Rush	Pass		Total	Rush	Pass	Total	Rush	Pass
1970	15	22	8	21	20	12	1990	15	3	24	5	5	9
1971	2	19	1	24	24	16	1991	13	2	24	19	14	22
1972	10	15	10	10	5	17	1992	6	9	7	4	2t	9
1973	19	18	18	22	21	21	1993	14	10	7	18	2	28
1974	7	8	10	26	23	26	1994	11	7	12t	14	5	22
1975	25	18	25	23	24	19	1995	16	15	18	10	14	12
1976	11	17	8	22	14	27	1996	26	29	14	23	17	25
1977	15	22	9	6	16	6	1997	28	28	21	21	11	23
1978	4	20	1	8	15	7t	1998	24	15	26	1	1	11
1979	5	27	1	5	8	7	1999	26	27	18	12	3	22
1980	1	16	1	6	10	6	2000	28	31	18	13	4	22
1981	1	16	1	27	5	28	2001	11	20	11	11	7	20
1982	1	11	1	25	9	28	2002	16	8	22	30	11	32
1983	1	25	1	26	18	25	2003	14	6	19	27	25t	21
1984	4	24	2	26	10	28	2004	10	6	16	18	3	31
1985	1	20	1	28	13	28	2005	10	9	12	13	1	28
1986	12	24	7	23	7	25	2006	4	2	16	10	7	13
1987	21	27	8	15	24	4t	2007	20	7	26	14	16	14
1988	26	12	26	21	22	16	2008	11	20	7	25	11	31
1989	21	16	22	6	13	4	2009	10	31	5	16	20	11

CHRONOLOGY

1959

- Aug. 14**—First meeting of proposed football league is held in Chicago with representatives of six teams, including Los Angeles entry headed by Barron Hilton.
- Aug. 22**—Second meeting of proposed football league is held in Dallas with announcement that league will be known as "American Football League."
- Oct. 14**—Frank Leahy, former Notre Dame football coach, is named general manager of Los Angeles team.
- Oct. 28**—Gerald Courtney of Hollywood wins expenses-paid trip to Mexico City and Acapulco for submitting "Chargers" in name-the-team contest. The organization liked the name, "Chargers," because "Charge" is what fans yelled at USC games in the Coliseum.

1960

- Jan. 7**—Sid Gillman signs a three-year contract to become the first-ever head coach of Chargers.
- March 20**—Owner Barron Hilton unveils Chargers uniforms at a cocktail party at his Santa Monica residence. The uniforms are blue and gold with lightning bolts on sides of helmets and trousers. Jack Kemp and Ron Mix model the uniforms. Hilton chose lightning bolts because he associated a "Charge" of lightning with a lightning bolt. He also liked the bolts that were on the helmets of the Air Force Academy football team, but wanted something slightly different, so he had the "Chargers Bolt" designed to be different and placed them on the uniforms.
- April 9-12**—A total of 207 candidates is reduced to three who are invited back to summer training camp after four-day tryout camp in Burbank.
- June 9**—AFL teams sign five-year contract with ABC for televising selected games.
- July 1**—General manager Frank Leahy resigns because of poor health.
- July 8**—Chargers open training camp at Chapman College in Orange, Calif.
- July 9**—Sid Gillman assumes dual role of coach and general manager.
- Aug. 6**—Paul Lowe returns opening kickoff 105 yards for a touchdown as Chargers defeat New York Titans, 27-7, before 27,778 in Los Angeles Coliseum in first preseason game.
- Sept. 10**—The Chargers overcome 20-7 deficit in fourth quarter to defeat Dallas, 21-20, before 17,724 persons in Coliseum in opening league game.
- Dec. 10**—Chargers top Denver 41-33 at Coliseum to clinch AFL Western Division title.
- Dec. 23**—Hilton says he will accept invitation to visit San Diego for possible move of Chargers from Los Angeles.

1961

- Jan. 1**—32,183 in Jeppesen Stadium and a national television audience on ABC watch host Houston defeat Chargers 24-16 for AFL Championship.
- Jan. 6**—Civic leaders form Greater San Diego Sports Association to attract major-league sports following Hilton's visit to San Diego.
- Feb. 10**—AFL gives Hilton formal approval to move Chargers to San Diego.
- May 1**—Workers begin enlarging Chargers future home, Balboa Stadium, which will add an upper deck and increase capacity from 23,000 to 34,000.
- July 22**—The Chargers open training camp at University of San Diego.
- Aug. 6**—Chargers defeat Houston, 27-14, on a 93-degree afternoon before 12,304 in first preseason game at Balboa Stadium.
- Nov. 19**—Chargers defeat Dallas, 24-14, and clinch AFL West title with five games remaining; Charlie McNeil records the club's 43rd pass interception, a professional record.
- Dec. 17**—In a game vs. Boston at Balboa Stadium, Dick Harris intercepts a Babe Parilli pass. It's the Chargers 49th interception of the season, a new NFL record.
- Dec. 24**—Houston defeats the Chargers, 10-3, before 29,556 in Balboa Stadium to win the second AFL championship.

1962

- Jan. 7**—West defeats East, 47-27, in Balboa Stadium in the first AFL All-Star Game, which features 11 Chargers players and the team's coaches.
- Sept. 16**—Keith Lincoln returns a kickoff 103 yards vs. the New York Titans for the first regular-season kickoff return touchdown in team history.

1963

- Jan. 13**—Earl Faison is named Outstanding Defensive Player as West defeats East, 21-14, in AFL All-Star game before 27,641 at Balboa Stadium.
- April 30**—Barron Hilton and father, Conrad, sell one-third of their interest in the Chargers to San Diego businessmen John Mabey, George Perricano, Kenneth Swanson and James Copley, and Los Angeles businessman M.L. Bengston.
- July 10**—The Chargers open training camp at Rough Acres Ranch, located near Boulevard, a hamlet of 100 persons in the mountains of east San Diego County. It is 60 miles from the city.
- Nov. 23-24**—AFL postpones games weekend following Nov. 22 assassination of President John F. Kennedy.
- Dec. 22**—Eight Chargers score and Paul Lowe rushes for 183 yards and two touchdowns as Chargers clinch AFL West title with 58-20 victory over Denver.

1964

- Jan. 5**—Keith Lincoln totals 349 yards of offense as Chargers win AFL Championship, defeating Boston 51-10 before 30,127 in Balboa Stadium.

- Jan. 19**—Lincoln is named MVP after gaining 121 yards on 14 carries as West defeats East, 27-14, before 20,016 in AFL All-Star game at Balboa Stadium.
- Jan. 29**—AFL signs five-year contract with NBC for record \$36 million. The contract commences with the 1965 season.
- July 15**—The Chargers open training camp at the Travelodge in Escondido.
- Oct. 3**—The Chargers and New York Jets tie, 17-17, before AFL-record crowd of 50,222, including 46,828 paid, in New York's Shea Stadium.
- Nov. 26**—A Balboa Stadium attendance record (34,865) is set as Buffalo defeats Chargers, 27-24, on Thanksgiving Day.
- Dec. 6**—The Chargers clinch their fourth AFL West title in five years, defeating the Jets, 38-3, before 25,753 at Balboa Stadium.
- Dec. 26**—With Lance Alworth out (knee) and Keith Lincoln sidelined by a first-quarter rib fracture, Buffalo beats Chargers, 20-7, for AFL Championship.

1965

- Jan. 16**—Keith Lincoln runs 80 yards for one touchdown and is in on a 73-yard pass play for another as the West defeats the East 38-14 in the AFL All-Star game at Houston's Jeppesen Stadium. The game, originally moved from San Diego to New Orleans, was switched to Houston on one day's notice after black players experienced mistreatment in New Orleans.
- April 27**—The San Diego City Council endorses construction of a multipurpose stadium in Mission Valley, dropping idea of a floating stadium in Mission Bay.
- May 17**—SDCC approves expenditure of \$750,000 for architectural and engineering drawings of 50,000-seat stadium at SW corner of Friars Road and Myrtle Canyon Road in Mission Valley.
- Nov. 2**—Construction of \$27 million stadium is authorized by 73 percent "yes" vote by San Diego citizens.
- Dec. 12**—San Diego wins fifth AFL West title in six years, defeating Houston, 37-26.
- Dec. 23**—Paul Lowe and Lance Alworth finish 1-2 in player balloting for AFL Player of Year honors.
- Dec. 24**—Groundbreaking ceremonies are conducted for San Diego Stadium.
- Dec. 26**—Buffalo defeats the Chargers, 23-0, before 30,361 in Balboa Stadium for AFL Championship. A new automobile, the "Charger," is introduced by Chrysler officials at halftime.

1966

- Jan. 15**—AFL All-Stars beat the Buffalo Bills, 30-19, before 35,572 in Houston's Rice Stadium. Lance Alworth catches two touchdown passes and Chargers linebacker Frank Buncom is named Defensive Player of the Game.
- Jan. 18**—TE Dave Kocourek, G Ernest Park, and DBs Dick Westmoreland and Jimmy Warren are selected from San Diego by Miami in the allocation draft to stock the new AFL franchise during league meeting in Houston.
- June 8**—AFL and NFL teams announce plans to merge in 1970. The Chargers and Los Angeles Rams announce they will play three preseason games in San Diego Stadium beginning in 1967.
- Aug. 25**—Eugene V. Klein of Beverly Hills heads a group of 21 business executives who purchase the Chargers for \$10 million, a record transaction in professional football.

1967

- Aug. 20**—San Diego Stadium is dedicated before a crowd of 45,988. Detroit defeats the Chargers, 38-17, in San Diego's first meeting with an NFL team.
- Oct. 15**—Leslie "Speedy" Duncan has 203 yards in returns, including an AFL-record 100-yard interception return for a touchdown and a 35-yard fumble return for another TD, as the Chargers defeat Kansas City, 45-31, in a game that features 897 yards of total offense and 622 yards in returns.
- Dec. 3**—The Chargers fall to Oakland, 41-21, before 52,661, the first sellout crowd in San Diego Stadium history. Another 2,018 persons watch the game on closed-circuit television at the San Diego Sports Arena.

1968

- Aug. 3**—The Chargers score their first victory over an NFL team, defeating San Francisco, 30-18, in a preseason game before 39,553 in San Diego Stadium.
- Nov. 24**—"Speedy" Duncan sets an AFL-record with a 95-yard punt return for touchdown during a 37-15 loss to the New York Jets at San Diego Stadium.

1969

- July 11**—The Chargers open training camp at UC Irvine.
- Sept. 28**—The Chargers defeat the defending Super Bowl Champion New York Jets before a record crowd of 54,042 at San Diego Stadium.
- Nov. 14**—Offensive backfield coach Charlie Waller is named head coach following the resignation of Sid Gillman, who is suffering from a stomach ulcer and chest hernia. Gillman remains with the team as its general manager.
- Dec. 14**—Alworth sets a professional record with a catch in his 96th consecutive game as the Chargers defeat Buffalo, 45-6.

1970

- Jan. 17**—John Hadl completes 18 of 26 for 224 yards and a touchdown, leading the West to a 26-3 victory over the East in the final AFL All-Star game, a contest which is played before 30,170 in the Houston Astrodome.



Chronology, continued

1970, cont.

- Sept. 27**—Smoke and ashes from a huge fire in San Diego's east county darken the skies over San Diego Stadium as Hadl hurls touchdown passes of 65 yards to Jeff Queen and 37 yards to Alworth in the final 5:18, giving the Chargers a 27-27 tie with Oakland.
- Dec. 30**—Gillman returns as head coach and Waller becomes offensive coach in staff reorganization announced by President Gene Klein.

1971

- Feb. 13**—Harland Sware is named general manager.
- May 19**—The Chargers trade Alworth to Dallas for tight end Pettis Norman, tackle Tony Liscio and defensive tackle Ron East.
- Nov. 15**—Dennis Pardee's 45-yard field goal as the gun lifts the Chargers to a 20-17 Monday Night Football victory over St. Louis.
- Nov. 22**—After a 34-33 loss at Oakland leaves San Diego 4-6, Gillman resigns and is replaced on an interim basis by Sware.
- Dec. 19**—Sware is named head coach in a locker room press conference following a 49-33 loss at Houston.

1972

- Jan. 18**—Hadl is named the National Football League's "Man of the Year" for top citizen-athlete of 1971; a \$25,000 scholarship fund in Hadl's name will benefit San Diego students.
- March 28**—Alworth is inducted into the San Diego Hall of Fame at the Balboa Park Hall of Champions.
- Sept. 5**—The Chargers trade defensive tackle George Wright to Cleveland for a 1973 fifth-round draft choice, climaxing a 221-day period in which GM-Head Coach Harland Sware consummates 21 trades, an NFL record.

1973

- Jan. 22**—The Chargers obtain future Hall-of-Fame QB Johnny Unitas from Baltimore.
- Jan. 25**—The Chargers trade Hadl to the Los Angeles Rams for defensive end Coy Bacon and running back Bob Thomas.
- Sept. 30**—Unitas completes a 30-yard pass to Mike Garrett against Cincinnati and becomes the first quarterback to pass for more than 40,000 yards.
- Nov. 5**—Sware resigns as head coach but remains GM. Ron Waller is named interim head coach.

1974

- Jan. 8**—Klein names Tommy Prothro head coach of the Chargers.
- Jan. 29**—Prothro trades Walt Sweeney, a former all-pro guard who played in 154 consecutive games for San Diego to Washington for a draft choice.
- July 3**—The Chargers open training camp at U.S. International University.
- Dec. 15**—Don Woods rushes for 105 yards to set a team and NFL rookie single-season record with 1,162 yards. The Chargers 17-0 victory over Denver is their first shutout in 105 games.

1975

- Jan. 2**—Don Woods is named NFL Rookie of the Year.
- March 10**—Tackle Ron Mix is inducted into the San Diego Hall of Fame.
- Dec. 7**—The Chargers defeat Kansas City, 28-20, and end an 11-game losing streak.

1976

- Jan. 20**—Sware resigns as general manager.
- Feb. 16**—John Sanders is named the team's new general manager.
- July 5**—The University of California at San Diego becomes the sixth summer training base in club history.
- Aug. 8**—San Diego defeats New England, 27-17, in Norman, Oklahoma, beginning a 15-day travel odyssey.
- Aug. 15**—38,000 watch the St. Louis Cardinals defeat the Chargers, 20-10, in Tokyo's Korakuen Stadium.
- Aug. 21**—The Chargers complete their international trip with a 17-16 loss to San Francisco in Honolulu.
- Sept. 28**—The Chargers explode for 27 points in the second quarter and demolish St. Louis, 43-24, for a 3-0 regular-season start, their best since 1968.
- Oct. 17**—The Chargers celebrate alumni weekend in San Diego with a 30-27 win over Houston. The late Frank Buncom, Bob Laraba, Emil Karas and Jacque Mackinnon are made honorary members of the new Chargers Hall of Fame.

1977

- Oct. 30**—Rolf Benirschke's PAT with time elapsed following a James Harris five-yard touchdown run on fourth down, gives Chargers 14-13 win at Miami.
- Nov. 13**—Alworth becomes the first member of the Chargers Hall of Fame during an induction at halftime of the Chargers' game against Denver.
- Nov. 20**—With QBs James Harris and Bill Munson injured and Dan Fouts not with the team, rookie QB Cliff Olander leads the Chargers to a 12-7 win over defending Super Bowl Champion Oakland before 50,887 in San Diego.

1978

- Jan. 23**—Alworth becomes the first AFL player named to the Pro Football Hall of Fame. It is announced at halftime of the AFC-NFC Pro Bowl in Tampa.
- Sept. 25**—Don Coryell is named the sixth head coach of the Chargers by Gene Klein after Tommy Prothro resigns.

- Oct. 8**—The Chargers control the ball for 45 minutes and 17 seconds and defeat Denver, 23-0, for Coryell's first victory.
- Nov. 5**—Ron Mix is inducted into the Chargers Hall of Fame.
- Nov. 12**—Dan Fouts' 14-yard pass to John Jefferson with no time remaining gives the Chargers a 29-23 overtime win against Kansas City.

1979

- Jan. 29**—Mix becomes the second AFL player and Charger named to the Pro Football Hall of Fame. The announcement is made at halftime of the Pro Bowl.
- May 3**—The Chargers trade the 20th and 47th picks in the '79 NFL Draft to Cleveland for the 13th choice. San Diego uses the pick to choose tight end Kellen Winslow from the University of Missouri.
- Oct. 21**—Dan Fouts passes for 326 yards in a 40-16 victory at Los Angeles. It's his third-consecutive 300-yard passing game, tying the NFL record.
- Oct. 25**—Fouts sets a new NFL record with his fourth-consecutive 300-yard passing game, throwing for 303 yards at Oakland.
- Nov. 18**—Paul Lowe is inducted into the Chargers Hall of Fame.
- Dec. 11**—The Chargers clinch their first playoff berth in 14 years, scoring all of their points in the first half of a 35-0 victory at New Orleans.
- Dec. 17**—The Chargers defeat Denver, 17-7, and clinch their first division title since 1965. The game is played before 51,910 in San Diego Stadium and a national-television audience on ABC's Monday Night Football.

1980

- Jan. 14**—General Manager John Sanders is named NFL Executive of the Year in balloting of other NFL executives conducted by *The Sporting News*.
- Jan. 27**—Coryell and his staff, along with Russ Washington, Dan Fouts, Gary Johnson, Fred Dean, John Jefferson, Charlie Joiner and Ed White represent the Chargers on the AFC squad in the Pro Bowl at Honolulu's Aloha Stadium.
- Sept. 14**—Fouts' 24-yard touchdown pass to John Jefferson in OT gives the Chargers a 30-24 victory over Oakland before 51,943 at San Diego Stadium.
- Sept. 28**—The Chargers defeat Kansas City, 24-7, at Arrowhead Stadium to improve to 4-0 in AFC West play. It is their best division start since 1966.
- Oct. 19**—Fouts passes for a club-record 444 yards in the Chargers' 44-7 win over the New York Giants, their most one-sided win since 1969.
- Nov. 30**—Keith Lincoln and Barron Hilton are inducted into the Chargers Hall of Fame.
- Dec. 22**—On MNF, Kellen Winslow catches 10 passes for 171 yards and the Chargers clinch a second-straight AFC West title by defeating Pittsburgh, 26-17, before 51,785 in San Diego Stadium. San Diego Mayor Pete Wilson announces that the stadium will be renamed San Diego Jack Murphy Stadium in honor of Jack Murphy, late sports editor of *The San Diego Union*.

1981

- Feb. 1**—For the first time in Pro Bowl history, three defensive linemen from the same team, Gary Johnson, Louie Kelcher and Fred Dean are in the starting lineup.
- Sept. 7**—Fouts passes for 330 yards and three touchdowns, Chuck Muncie rushes for 161 yards, and Charlie Joiner catches six passes for 191 yards as the Chargers rout Cleveland, 44-14, before 78,904 fans in Cleveland in the season opener on Monday Night Football.
- Nov. 22**—Fouts passes for six touchdowns, including four to Kellen Winslow, who also catches a fifth from Chuck Muncie, in a 55-21 win at Oakland.
- Nov. 29**—Ernie Ladd and Walt Sweeney are inducted into the Chargers Hall of Fame.
- Dec. 21**—The Chargers clinch their third straight AFC West championship on the final Monday night of the season, defeating Oakland 23-10.

1982

- Jan. 2**—Rolf Benirschke's 27-yard field goal after 13:52 of overtime gives the Chargers a dramatic 41-38 victory over Miami in the Orange Bowl in one of the most epic playoff games in NFL history.
- Jan. 10**—The Chargers lose the AFC Championship in the coldest-ever NFL game. The temperature is nine below zero and the wind-chill factor is 59 below as Cincinnati beats the Chargers 27-7 at Riverfront Stadium.
- Sept. 12**—San Diego's defense doesn't allow a touchdown for the first time since Dec. 9, 1979, as San Diego wins its season opener, 23-3, in Denver.
- Sept. 21**—The NFL Players Association walks out on strike.
- Nov. 16**—The Management Council and NFLPA reach an agreement, ending the eight-week strike.
- Dec. 11**—Fouts ties club records with 444 yards passing and 33 completions as San Diego beats defending Super Bowl Champion San Francisco, 41-37.
- Dec. 20**—The Chargers set four team records, including total yards (661), while defeating defending AFC Conference Champion Cincinnati, 50-34.

1983

- Jan. 9**—Muncie runs for 126 yards and Fouts throws for 333 yards as the Chargers win their opening-round playoff game in Pittsburgh, 31-28.
- April 11**—The Chargers sign a 20-year lease with the city to play in Jack Murphy Stadium. Lease contains plans to expand stadium capacity to 60,100.
- Oct. 10**—Expansion construction begins on Jack Murphy Stadium.
- Nov. 27**—John Hadl is inducted into Chargers Hall of Fame.

1984

- Jan. 16**—Rolf Benirschke is named NFL/Miller Man of the Year.
- May 1**—Expansion construction at Jack Murphy Stadium is completed.



- May 24**—NFL announces San Diego will host Super Bowl XXII, Jan. 31, 1988.
- Aug. 1**—Alex G. Spanos purchases a majority interest in the Chargers from Eugene V. Klein. Spanos is one of the nation's leading apartment complex builders.
- Aug. 28**—Spanos is officially approved as the majority owner of the Chargers by a vote of NFL owners. "I'm on cloud nine," said Spanos. "This is the culmination of a dream, a lifelong dream. I'm a very happy man today."
- Oct. 7**—Winslow catches a team-record 15 passes at Green Bay.
- Oct. 29**—Chuck Allen is inducted into Chargers Hall of Fame.
- Nov. 25**—Joiner records NFL-record 650th career catch in fourth quarter at Pittsburgh.
- Dec. 11**—Charlie Joiner Day in San Diego is declared by Mayor Roger Hedgecock.

1985

- Nov. 3**—Gary Garrison and Sid Gillman are inducted into the Chargers Hall of Fame.
- Nov. 10**—Lionel James gains 345 all-purpose yards in a 40-34 overtime victory over the Los Angeles Raiders. It's the second-most yards in NFL history, and he scored the game-winning touchdown on a 17-yard run.
- Dec. 22**—Ed White plays in NFL-record 241st career game at Kansas City, most all-time among offensive linemen. Mark Herrmann sets club records for completions (37) and attempts (58) while starting for injured Fouts.

1986

- Sept. 7**—San Diego opens season with 500 yards of total offense, 224 rushing and 276 passing, in a 50-28 victory over Miami.
- Oct. 29**—Assistant Head Coach Al Saunders is named head coach following the resignation of Coyell. At 39, Saunders is the youngest head coach in the NFL.
- Nov. 9**—The 1-8 Chargers defeat the 8-1 Broncos in Denver, 9-3, Saunders' first win as an NFL head coach.
- Dec. 29**—Leslie O'Neal is named Defensive Rookie of the Year by Associated Press.

1987

- Jan. 6**—Saunders signs a five-year contract to remain as head coach.
- Jan. 12**—Joiner retires with 750 career receptions, most in NFL history, and he is immediately named wide receivers coach for the Chargers.
- Jan. 27**—Steve Ortmyer is named director of football operations.
- Sept. 22**—The NFLPA begins a strike which lasts 24 days, causing cancellation of Week 3 games before replacement teams are fielded.
- Oct. 15**—The NFLPA strike ends.
- Oct. 18**—The Chargers finish as one of the NFL's two undefeated (3-0) strike teams, winning all three games in the fourth quarter. A 23-17 win over the Los Angeles Raiders is the Chargers first win over Oakland in the Coliseum.
- Nov. 15**—San Diego's 16-14 win over Raiders on National TV is Chargers' eighth-straight win. San Diego has best record in NFL (8-1) and their first sweep of the Raiders since 1981.

1988

- Jan. 31**—Washington defeats Denver, 42-10 in SB XXII at Jack Murphy Stadium.
- March 24**—Fouts retires after setting seven NFL records, 42 club records, and becoming NFL's second all-time leading passer with 43,040 yards.
- Sept. 18**—Chargers end eight-game regular season losing streak with 47-6 win over Seattle, their first win against Seahawks since 1983.
- Nov. 27**—Fouts' No. 14 is retired at halftime of "Dan Fouts Day" in San Diego.
- Dec. 18**—Gary Anderson sets club records with 34 carries and 217 yards in 24-13 win vs. Kansas City.
- Dec. 19**—Head coach Al Saunders is terminated.

1989

- Feb. 9**—46-year-old Dan Henning, a former Chargers quarterback, Redskins assistant and Falcons head coach, is named head coach.
- Dec. 17**—Marion Butts sets a club record with 39 carries and a team rookie record with 176 yards in a 20-13 win over Kansas City.
- Dec. 18**—Director of Football Operations Steve Ortmyer is terminated.
- Dec. 24**—The Chargers' 19-16 win over AFC Champion Denver is their 14th game in a row holding opponents to 20 completions or less, and it's the Chargers' 13th game of the season decided by seven points or less.

1990

- Jan. 3**—Bobby Beathard is named general manager.
- March 11**—Former team president Eugene V. Klein dies.
- April 17**—The Chargers announce the formation of a cheerleading dance team to be named "The Charger Girls."
- Oct. 28**—Gill Byrd intercepts two passes versus Tampa Bay, the 29th and 30th of his career, to surpass Dick Harris for the most in team history.
- Dec. 16**—Butts gains 71 yards at Denver and sets a new Chargers single-season rushing record with 1,225 yards.

1991

- Feb. 19**—Ed White is inducted into the Breitbard Hall of Fame.
- April 5**—Spanos serves as National Chairman of the USO's Golden Anniversary Salute Luncheon in Los Angeles and produces the USO's most successful fund-raising event in history as the event raises more than \$4.5 million.
- Oct. 6**—The 0-5 Chargers defeat the 3-2 Raiders, 21-13, for San Diego's first non-strike victory in the Coliseum since the Raiders moved to Los Angeles.
- Dec. 23**—Henning and the entire coaching staff are terminated.

1992

- Jan. 2**—Former Georgia Tech head coach Bobby Ross is named head coach.
- Aug. 13**—The Chargers acquire QB Stan Humphries via trade with Washington.
- Nov. 1**—The Chargers defeat Indianapolis, 34-1, to become the first team in NFL history to win four straight games after starting season 0-4.
- Dec. 20**—The Chargers clinch their first playoff berth since 1983 with a 36-14 win at the L.A. Raiders. They make history as only team to start a season 0-4 and finish it by making the playoffs and posting a winning record.
- Dec. 27**—The Chargers win the AFC West with a 31-14 victory in Seattle.

1993

- Jan. 2**—Butts runs for 119 yards and a TD on a rain-soaked field at Jack Murphy Stadium as the Chargers shut out Kansas City 17-0 in AFC Wild Card Playoff game. San Diego's defense has seven sacks and two interceptions.
- Jan. 10**—Stan Humphries throws four INTs and Miami defeats San Diego, 31-0, in AFC Divisional Playoffs.
- Sept. 19**—Fouts and Charlie are inducted into the Chargers Hall of Fame. The team also salutes all former players and the 1963 AFL Championship team. John Carney kicks six field goals as the Chargers edge Houston 18-17. Carney's six FGs give him 29 consecutive and he breaks NFL record of 25 in a row by New Orleans' Morten Andersen.
- Oct. 27**—NFL owners award Super Bowl XXXII (January 25, 1998) to San Diego.
- Nov. 9**—In recognition of Spanos' efforts to secure Super Bowl XXXII, Mayor Susan Golding proclaims Nov. 9, 1993, "Alex G. Spanos Day" in San Diego.
- Nov. 29**—The Chargers make their first appearance on ABC's MNF since Oct. 6, 1986, and defeat the Indianapolis Colts at the Hoosier Dome, 31-0.
- Dec. 12**—Barron Hilton is honored with a tribute and unveiling of a bronze sculpture at Jack Murphy Stadium. Hilton, one of the founding members of the AFL in 1959, brought the Chargers to San Diego in 1961 as they became the city's first major league sports franchise.

1994

- July 30**—The Chargers face Atlanta in the Hall of Fame game in Canton, Ohio.
- Aug. 13**—San Diego makes its first appearance in an American Bowl game, losing to the New York Giants, 28-20, in Olympic Stadium in Berlin, Germany.
- Sept. 4**—Stanley Richard returns an interception 99 yards for a touchdown to give San Diego a 27-24 lead at halftime on the way to a remarkable 37-34 come-from-behind win in Denver to open the season.
- Sept. 18**—Humphries and Tony Martin connect on an NFL-record-tying 99-yard touchdown pass in the Chargers' 27-10 win vs. Seattle at Husky Stadium.
- Sept. 25**—The Chargers defeat the Raiders in Los Angeles, 26-24, on a 33-yard Carney field goal with two seconds remaining. With the win, the Bolts improved to 4-0, their best start since 1980.
- Oct. 16**—San Diego is the NFL's only unbeaten (6-0) after a win at New Orleans.
- Dec. 18**—The Chargers clinch the 1994 AFC West title in a 21-6 win over the New York Jets at Giants Stadium.

1995

- Jan. 8**—San Diego overcomes a 21-6 third-quarter deficit and advances to the AFC Championship game with a 22-21 victory over Miami in front of a record home crowd of 63,381.
- Jan. 15**—The Chargers advance to their first Super Bowl in franchise history after a stunning 17-13 victory over the heavily-favored Pittsburgh Steelers at Three Rivers Stadium. Linebacker Dennis Gibson knocked down a Neil O'Donnell pass and to stop the Steelers on downs at the Chargers' three-yard line with 1:04 left in the game. The team returned to San Diego following the game and was greeted by an estimated crowd of 70,000 screaming fans packed inside Jack Murphy Stadium.
- Jan. 29**—In Super Bowl XXIX in Miami, Florida, the Chargers suffer a 49-26 loss to the San Francisco 49ers.
- Jan. 30**—More than 100,000 San Diegoans crowd the streets of downtown San Diego at a post-Super Bowl parade.
- Feb. 1**—Defensive Coordinator Bill Arnsparger retires.
- March 6**—Chargers President/Vice Chairman Dean Spanos announces an agreement with the City of San Diego to extend its lease through the year 2020. Part of the agreement includes plans to expand the seating capacity to more than 70,000 and modernize the 28-year-old facility.
- May 2**—Spanos signs Beathard and Ross to contract extensions through 1999.
- May 18**—Alex Spanos announces a plan to create the Alex G. Spanos San Diego Foundation, a nonprofit organization designed to "help San Diego build on its strengths by supporting individuals, activities and organizations that work to make the city a better place to live." He also announces a \$1.5 million donation to the San Diego Hall of Champions.
- June 19**—Linebacker David Griggs is killed in a one-car accident in Davie, Florida. He is the first player in team history to die while on the active roster.
- July 29**—Kellen Winslow is inducted into the Pro Football Hall of Fame.
- Aug. 19**—San Diego's preseason game at Houston is cancelled due to an "unsafe" field at the Astrodome. It is the first-ever NFL game cancelled.
- Sept. 3**—The Chargers become the first team to play a regular-season game versus the Raiders at the Oakland Coliseum since 1981.
- Dec. 17**—John Carney becomes the team's all-time field goal leader when he kicks his 147th and 148th career field goals in a 27-24 win at Indianapolis. Carney surpasses Rob Benirschke's previous record of 146.



Chronology, continued

1995, cont.

- Dec. 23**—Shaun Gayle's 99-yard INT return TD through a barrage of snowballs thrown by fans seals a 27-17 win over the Giants at Giants Stadium. It clinches San Diego's third playoff berth in the past four seasons.
- Dec. 31**—The Chargers lose to the Indianapolis Colts, 35-20, in a Wild Card Playoff game at Jack Murphy Stadium.

1996

- Jan. 27**—Joiner is selected to the Pro Football Hall of Fame's Class of 1996.
- April 3**—Dean Spanos announces that minority owner George Pericano has been selected to be the 19th member of the Chargers Hall of Fame.
- May 11**—Running back Rodney Culver and his wife, Karen, are killed in the crash of ValuJet Flight 592 in the Florida Everglades.
- July 27**—The Chargers defeat Pittsburgh, 20-10, in Tokyo, Japan in the American Bowl. And in Canton, Ohio, Charlie Joiner is inducted into the Pro Football Hall of Fame.
- Sept. 8**—Pericano is inducted into the Chargers Hall of Fame.
- Nov. 2**—Alex Spanos receives the Gloria Swanson Humanitarian Award at the American Cinema Awards 11th Annual All-Star Gala in Beverly Hills. The award is given to the individual who contributes beyond all others to those who are less fortunate in the United States and around the world.

1997

- Jan. 3**—Head Coach Bobby Ross resigns and the coaching staff is released.
- Jan. 10**—Alex Spanos donates \$1 million to the American Red Cross to assist flood victims in Northern California.
- Jan. 19**—Beathard names Kevin Gilbride head coach.
- Feb. 13**—The Alex G. Spanos Sports Fields are dedicated at Kate Sessions Elementary School in Pacific Beach, culminating a \$102,000 donation from the Alex Spanos family. Students from Kate Sessions and The Bishops School, as well as the community of Pacific Beach, will use the fields.
- May 23**—Dean Spanos introduces Rolf Benirschke as the 20th selectee to the Chargers Hall of Fame. Induction ceremonies are set for Sept. 28.
- Aug. 2**—62,542 fans watch the Chargers defeat San Francisco, 20-13, in the first game played in the newly renovated and expanded Qualcomm Stadium.
- Sept. 14**—Carney surpasses Benirschke as the Chargers' all-time leading scorer with his 767th career point in a game against Carolina.

1998

- Feb. 27**—Stan Humphries announces his retirement at a press conference at Chargers Park. Alex Spanos announces that he will make a \$100,000 donation to create the Brooke Humphries Heart Fund at Children's Hospital.
- March 12**—The Chargers obtain the second overall pick in the '98 NFL Draft by trading their 1998 first (No. 3) and second-round choices (No. 32), their '99 first-round choice, WR-KR Eric Metcalfe and LB Patrick Sapp to the Arizona Cardinals.
- Sept. 6**—The Chargers defeat the Buffalo Bills, 16-14, in front of 64,037 fans, the largest crowd to attend a home opener in team history.
- Oct. 13**—Gilbride is released after the sixth game of the season. Quarterbacks coach June Jones takes over as the Chargers' interim head coach.
- Nov. 29**—The Chargers set a home attendance record when 66,532 fans watch the Bolts play defending Super Bowl Champion and undefeated Denver. At halftime, Gill Byrd is inducted into the Chargers Hall of Fame.

1999

- Jan. 20**—Mike Riley is named head coach after June Jones accepts a job as the head coach at the University of Hawaii.
- Sept. 19**—The Chargers win in Cincinnati 34-7 making Riley the first Chargers head coach to win his debut since Sid Gillman in 1960.
- Oct. 24**—The Chargers set a new home attendance record when 68,274 fans fill the stadium to watch the Bolts play Green Bay.
- Nov. 21**—Gary "Big Hands" Johnson is inducted into the Chargers Hall of Fame.
- Nov. 28**—Jim Harbaugh passes for a career-high 404 yards at Minnesota, becoming the second quarterback in Chargers history to top 400 yards in a game.

2000

- March 22**—The Spanos family and the Chargers contribute more than \$3 million toward the new Chargers Champions community outreach initiative benefiting students, schools and educators who are "making the difference" for San Diego's future. Chargers Champions also encompasses the team's ongoing support of youth and high school football as well as its long-standing community service programs, such as the Blood Drive.
- April 25**—Beathard retires after 37 years in the NFL. He is replaced by Ed McGuire, who is named vice president of football operations by Dean Spanos.
- June 6**—The Spanos family contributes \$250,000 through Chargers Champions to create and fund freshman football and volleyball in San Diego City Schools beginning in Fall, 2000.
- Sept. 24**—Doug Wilkerson is inducted into the Chargers Hall of Fame.

2001

- Jan. 5**—Dean Spanos names former Chargers scout John Butler as the team's new executive vice president and general manager.
- Jan. 9**—Nory Turner is named offensive coordinator. He was Dallas' offensive coordinator during back-to-back Super Bowl titles in 1992 and '93.
- March 9**—The Bolts sign quarterback Doug Flutie to a six-year contract.

- April 20**—The Chargers trade the No. 1 pick in the 2001 NFL Draft to Atlanta for the Falcons' first (No. 5) and third-round picks in '01. The Chargers also receive WR-KR Tim Dwight and the Falcons' second-round pick in '02.
- April 27**—The Chargers use their top two selections in the draft to select Heisman Trophy finalists LaDainian Tomlinson of TCU and Drew Brees of Purdue.
- Nov. 25**—Wes Chandler is inducted into the Chargers Hall of Fame.
- Dec. 31**—Riley's tenure as head coach comes to a close when the team announces his contract will not be renewed for the '02 season.

2002

- Jan. 29**—Marty Schottenheimer is named the team's 13th head coach.
- May 9**—The Chargers sign a five-year agreement to move their training camp to the Home Depot Center at Cal State-Dominguez Hills beginning in 2003.
- May 14**—Dean Spanos announces the hiring of Mark Fabiani as Special Counsel to the President. Fabiani's primary function is to work with the San Diego community to secure a new state-of-the-art stadium in the San Diego region.
- Sept. 8**—Schottenheimer leads the Chargers to a 34-6 win over Cincinnati in his debut. He goes on to lead the Chargers to a 4-0 start and becomes the only coach in team history to win his first four games.
- Nov. 3**—Bobby Ross and Stan Humphries are inducted into the team's Hall of Fame.
- Dec. 1**—Tomlinson rushes for a team-record 220 yards vs. Denver in San Diego.
- Dec. 8**—Tomlinson breaks Natrone Means' team record of 1,350 yards (1994). He ends the season with 1,683 yards and is selected to the Pro Bowl.
- Dec. 22**—Junior Seau plays in his team-record-tying 200th career game.

2003

- Jan. 26**—Super Bowl XXXVII is played at Qualcomm Stadium. Tampa Bay defeats Oakland, 48-21, for its first-ever Super Bowl championship.
- March 4**—The Chargers activate the trigger in their lease with the City of San Diego to begin negotiations to replace 36-year-old Qualcomm Stadium.
- April 11**—GM John Butler succumbs after a nine-month battle with cancer.
- April 16**—The Chargers trade Junior Seau to Miami.
- April 22**—A.J. Smith is promoted to executive vice president-general manager.
- July 22**—The Chargers open training camp at the Home Depot Center.
- Oct. 27**—San Diego's Monday Night Football game against Miami is moved to Arizona's Sun Devil Stadium while Qualcomm Stadium is used as an evacuation site during wildfires that ravage San Diego County. Fans are admitted to Sun Devil Stadium free of charge and volunteers collect donations for fire relief at the gates. More than \$225,000 is raised.
- Oct. 31**—Alex Spanos donates \$1 million to the San Diego Fire Relief Fund.
- Nov. 9**—Louie Kelcher is inducted into the Chargers Hall of Fame.
- Dec. 14**—Tomlinson amasses 195 total yards against Green Bay, raising his season total to 2,011. He becomes the first player in team history to be the eighth player in NFL history to record consecutive 2,000-yard seasons.
- Dec. 28**—Tomlinson rushes for a team-record 243 yards in a 21-14 win over the Raiders. He also catches eight passes vs. Oakland to become the first player in NFL history to rush for 1,000 yards and catch 100 passes a season.

2004

- April 24**—San Diego selects Eli Manning No. 1 in the NFL Draft and an hour later trades him to the Giants for Philip Rivers, whom New York had selected with the fifth-overall choice. The Chargers also acquire the Giants' third-round choice in '04 and first and fifth-round choices in '05.
- July 2**—The Chargers and the city sign a new lease agreement that brings an end to the controversial seat guaranty. The new lease runs through '08 and helps pave the way for a referendum to give San Diegans an opportunity to vote for a new football-only stadium for San Diego in 2006.
- July 26**—Ed White and Don Macek are chosen for the Chargers Hall of Fame.
- Aug. 14**—The Chargers preseason game against Indianapolis is blacked out locally. It's the first local television blackout since Sept. 27, 1998. As part of the team's previous lease, all blackouts had been lifted since Oct. 18, 1998.
- Oct. 31**—Brees completes 22-of-25 for 281 yards with five TDs and no INTs in a 42-14 win over Oakland. Brees finishes game with career-high passer rating of 153.1 and is named AFC Offensive Player of the Week.
- Nov. 15**—Jim Steg, who helped the Super Bowl become one of the world's premier sporting events, is named executive vice president and chief operating officer.
- Dec. 16**—The Chargers announce training camp will move to Chargers Park in 2005, ending a two-year stint at The Home Depot Center.
- Dec. 19**—The Chargers clinch their first AFC West title since '94 with a 21-0 win in Cleveland on a cold, snowy day. The game-time temperature is 18 degrees with a wind-chill factor of -10 degrees. It's the Chargers' first shutout since Nov. 29, 1993.

2005

- Jan. 7**—Alex Spanos makes a \$150,000 donation to aid to victims of the devastating tsunami that rocked Southeast Asia on Dec. 26, 2004.
- Jan. 8**—Chargers fall to New York Jets, 20-17 in OT, in Wild Card Playoff game.
- Jan. 14**—Schottenheimer agrees to two-year contract extension through '07.
- March 7**—Dean Spanos extends Smith's contract through 2009 season.
- July 29**—Training camp opens for the first time at Chargers Park.
- Sept. 18**—Tomlinson scores a rush TD in his 14th straight game, a new NFL record.
- Oct. 2**—A 41-17 win ends New England's NFL-record 21-game home win streak.
- Oct. 10**—A stadium record 68,537 fans turn out to see the Chargers face the Pittsburgh Steelers on Monday Night Football.

HISTORY



- Oct. 16**—Tomlinson scores a TD on a 35-yard catch-and-run and ties Lenry Moore's NFL record of 18 straight games with a touchdown.
- Nov. 20**—Hall of Fame WR Lance Alworth's No. 19 is retired at halftime vs. Buffalo.
- Dec. 18**—A 26-17 win in Indianapolis ends the Colts' 13-0 start to the season. It had been only the fourth-ever 13-0 start in NFL history.
- Dec. 24**—A streak of 28 consecutive games, including playoffs, not losing by more than four points ends in a 20-7 loss at Kansas City. It is the NFL's third-longest streak since 1950.
- Dec. 31**—Tomlinson passes Alworth to become the team's all-time leader in career yards from scrimmage. LT also scores his 20th TD of the season, breaking Chuck Muncie's 1981 record of 19 single-season touchdowns.
- Dec. 31**—San Diego leads the NFL in run defense (84.3 ypg). The Chargers hold three teams to less than 40 yards rushing for the first time since 1965.

2006

- Jan. 4**—Shawne Merriman is named AP Defensive Rookie of the Year.
- Feb. 12**—Six Chargers, the most since '83, play in the Pro Bowl in Hawaii.
- May 1**—The SD City Council amends the Chargers' lease, allowing the team to explore options for a new stadium within San Diego County.
- May 9**—Dean Spanos is presented with the 44th annual Golden Achievement Award by the Boys & Girls Clubs of San Diego during a dinner at the San Diego Marriott Hotel and Marina.
- Sept. 11**—A season-opening 27-0 win in Oakland on ESPN's MNF is San Diego's first shutout win over the Raiders since 1961.
- Oct. 8**—The Chargers beat defending Super Bowl Champion Pittsburgh, 23-13, on NBC's Sunday Night Football.
- Oct. 15**—Tomlinson ties a team record with four touchdowns at San Francisco. And he passes Alworth to become the team's all-time touchdown leader.
- Nov. 12**—A 21-point first-half deficit is overcome in a 49-41 win in front of a stunned crowd at Cincinnati's Paul Brown Stadium. The Bolts trail 28-7 at the half and outscore the Bengals 42-13 in the second half.
- Nov. 19**—Tomlinson scores four TDs in a 35-27 win at Denver as the Bolts overcome a 24-7 third-quarter deficit and become the first-ever team to overcome 17-point deficits in consecutive weeks. LT becomes the first NFL player to score four TDs three times in a season. The TDs are 99-102 of his career. He is the fastest player in NFL history to 100 TDs (89 games).
- Nov. 26**—Tomlinson sets a new team record with rushing TDs 20 and 21.
- Dec. 10**—Tomlinson scores three TDs against Denver and sets an NFL record for single-season touchdowns (29). The Chargers win the game, 48-20, and claim their second AFC West title in the last three seasons.
- Dec. 17**—Tomlinson scores career rushing TDs 99-100 vs. Kansas City to become the fastest player in NFL history to 100. On the first TD, LT breaks Paul Hornung's 1960 NFL record for points in a season. His second TD is a career-long 85-yard run. They are his 27th and 28th rushing TDs, a new NFL single-season record. The 85-yard run is the third-longest in team history and the longest since 1962. Tomlinson sets another NFL record with eight consecutive multi-touchdown games.
- Dec. 24**—The Bolts defeat the Seattle Seahawks, 20-17, at Qwest Field on a 37-yard touchdown pass from Philip Rivers to Vincent Jackson with 29 seconds left to play. It's their team-record 13th win of the season.
- Dec. 31**—A 27-20 win over Arizona clinches the No. 1 seed and home-field advantage in the playoffs. It's the third No. 1 seed in team history (1979 & '80). The team wins its 14th game; it leads the NFL and establishes a team mark with 492 points; Schottenheimer wins the 200th regular-season game of his career; Tomlinson claims his first NFL rushing title (1,815 yards), and Merriman claims the NFL sack title (17).

2007

- Jan. 4**—Tomlinson is named the NFL MVP and the Offensive Player of the Year by Associated Press. He is the team's first-ever MVP by the AP.
- Jan. 14**—A stadium-record 68,810 fans fill Qualcomm Stadium for the AFC Divisional Playoffs vs. New England, but the Patriots win, 24-21.
- Feb. 2**—Tomlinson and Brees share 2006 NFL Man of the Year honors. The league award recognizes community service and playing excellence.
- Feb. 10**—A team-record 10 Chargers play in the Pro Bowl. Philip Rivers also is selected to play but, does not participate due to a foot injury.
- Feb. 12**—Schottenheimer is relieved of his duties as head coach.
- Feb. 19**—Nov. Turner is named head coach, succeeding Schottenheimer.
- March 14**—The Chargers unveil new uniforms at a private fashion show at the U.S. Grant Hotel in San Diego. The new uniforms feature Navy blue jerseys and white pants for most home games, white jerseys and Navy pants for road games, and Powder Blue jerseys with white pants for designated home games. The most noticeable change is a metallic-blue helmet that features a Gold bolt which is outlined in both powder blue and Navy.
- Sept. 9**—A record-crowd for a home opener (67,837) sees the Chargers defeating the defending NFC Champion Chicago Bears, 14-3.
- Oct. 7**—A 41-3 win in Denver ends a three-game skid. It's the Broncos' worst home loss in 41 years and the Chargers' largest margin of victory in Denver.
- Oct. 14**—Tomlinson scores all four touchdowns in a 28-14 win over the Raiders.
- Oct. 23**—With wildfires raging throughout San Diego and the air filled with smoke, the Chargers fly to Phoenix and practice for three days at the Arizona Cardinals' Training Facility in Tempe, AZ.
- Oct. 27**—Alex and Dean Spanos pledge \$1 million to aid victims of the wildfires and support the community's firefighting efforts. It's the largest personal

financial commitment to the relief effort. The Spanoses made a similar donation following the fires of 2003.

- Oct. 28**—Days after Qualcomm Stadium is cleared as a wildfire evacuation site, the Chargers beat Houston, 35-10, under a smoky haze from the fires. Antonio Cromartie and Antonio Gates both score two TDs in the win.
- Nov. 4**—Cromartie's 109-yard TD return of a missed FG at the end of the first half in Minnesota sets a record for the longest touchdown in NFL history.
- Nov. 11**—In a 23-21 win over the defending Super Bowl Champion Colts on NBC's SNF, Darren Sproles returns a kickoff and a punt for TDs, while Cromartie intercepts reigning Super Bowl MVP Peyton Manning three times in the first half, including a highlight-reel leaping one-handed pick as Manning throws a career-high six interceptions on the night.
- Dec. 9**—A 14-point fourth-quarter deficit is overcome to win at Tennessee in overtime, 23-17. The Bolts tied the game with nine seconds left in the fourth quarter and won it on a 16-yard run by Tomlinson in OT.
- Dec. 16**—A 51-14 home rout of Detroit clinches a second-straight AFC West title and the third in four years. Turner becomes only the second Chargers coach to win the AFC West in his first season. Following the game, he presents Dean Spanos with a Game Ball in the locker room.

2008

- Jan. 1**—A.J. Smith receives a five-year contract extension thru 2014.
- Jan. 6**—Down 6-0 at the half, the Bolts score 17 unanswered points and beat Tennessee in an AFC Wild Card Playoff game at Qualcomm Stadium. It's their first playoff win since '95. Tomlinson scores twice, including a leaping one-yard score that puts away the game in the fourth quarter.
- Jan. 13**—The Chargers knock the reigning Super Bowl Champion Colts out of the playoffs, 28-24, in the final game at the RCA Dome. With Rivers out with a knee injury, Billy Volek scores the game-winner on a one-yard sneak with 4:50 left. San Diego's defense makes two late stands, including one inside the 10-yard line with just over two minutes remaining.
- Jan. 20**—New England wins the AFC Championship Game, 21-12, on a frigid day in Foxborough. A heroic Rivers plays with a torn ACL in his right knee.
- Oct. 26**—The Chargers play their first-ever regular-season game overseas, facing New Orleans before 83,226 in London's Wembley Stadium.
- Oct. 12**—Fred Dean is inducted into the team's Hall of Fame.
- Dec. 14**—Down 21-10 at the start of the fourth quarter, Rivers keeps playoff hopes alive by rallying the Chargers to a 22-21 win at Kansas City with two TD passes in the final 1:13. After the first TD, Antwan Applewhite's FF and Kassim Osgood's FR of an onside kick sets up the game-winning drive.
- Dec. 21**—Flying home from Tampa Bay following a 41-24 win, the Chargers learn that Buffalo upsets Denver at Invesco Field, filling the plane with cheers and setting up an AFC West title game with the Broncos.
- Dec. 28**—A record home crowd of 69,131 sees the Chargers rush for a team-record 289 yards and stomp Denver, 52-21, for the AFC West crown. The Bolts are the first team in NFL history to make the playoffs after starting 4-8, and the first NFL team since divisions were aligned in 1967 to win the division when trailing by three games with three to play.

2009

- Jan. 3**—Down 17-14 entering the fourth quarter, San Diego rallies for a game-tying field goal and defeats Indianapolis in overtime, 23-17, in an AFC Wild Card Playoff game at Qualcomm Stadium. Sproles racks up 328 all-purpose yards and wins it with a 22-yard touchdown run in overtime.
- Aug. 24**—Rivers signs a six-year contract extension through 2015.
- Sept. 14**—Sproles racks up 246 total yards and his five-yard touchdown run with 18 seconds remaining gives the Chargers a 24-20 season opening win in Oakland on ESPN's Monday Night Football.
- Nov. 8**—Rivers' 18-yard touchdown pass to Vincent Jackson with 21 seconds left caps a 21-20 comeback victory over the N.Y. Giants at the Meadowlands. Rivers drives the offense 80 yards in 1:46 for the game-winner and Merriman ends it with an 11-yard sack of Eli Manning.
- Nov. 22**—A 3.5-game deficit is erased and the Chargers take over first place in the AFC West following a 32-3 thrashing of Denver at Invesco Field.
- Nov. 27**—The 53 Greatest Chargers of All-Time, as voted on by fans and the media are honored at a Block Party in the Gaslamp District of Downtown San Diego. They are also introduced at the Kansas City game two days later and the current Bolts honor their alumni with a 43-14 win.
- Dec. 20**—Kaeding's 52-yard field goal with three seconds left is good for a 27-24 win over Cincinnati. Moments later, Oakland upsets Denver at Invesco Field and the Chargers officially clinch their fourth-straight AFC West title.
- Dec. 25**—A 42-17 win in their first-ever game on Christmas Day improves the Chargers' record to 12-3 and clinches the No. 2 seed in the playoffs.

2010

- Jan. 17**—The No. 5 seed New York Jets upset the No. 2 seed Chargers, 17-14, in a Divisional Playoff game at Qualcomm Stadium. San Diego leads 7-0 at the half, but the Jets score the next 17 points and hold on for the win.
- Feb. 22**—After nine seasons in San Diego, including an MVP season in '06, two rushing titles and five Pro Bowls, Tomlinson is released. He leaves holding 28 Chargers records, including career rushing yards and touchdowns.



DRAFT HISTORY

1960

(First selections to stock franchises) Nov. 22, 1959
 Monty Stickles, E, Notre Dame (6, Territorial)
 Ted Aucreman, E, Indiana
 Bob Berich, HB, Michigan State
 Barney Berlinger, E, Pennsylvania
 Charles Boone, C, Richmond
 Bobby Boyd, QB, Oklahoma
 Byron Bradfute, T, Southern Mississippi
 Rodney Breedlove, G, Maryland
 Tom Budrewicz, T, Brown
 James Cameron, C, East Texas State
 Jack Crouthamel, HB, Dartmouth
 Pete Davidson, T-G, The Citadel
 Floyd Faucette, HB, Georgia Tech
 Charles Flowers, FB, Mississippi
 Bobby Franklin, QB, Mississippi
 Bob Jeter, HB, Iowa
 Bill Linder, T, Pittsburgh
 Billy Locklin, T, New Mexico State
 William Lopasky, G, West Virginia
 Paul Maguire, E, The Citadel
 Ed McDaniel, E, Oklahoma
 Charles Milstead, QB, Texas A&M
 Ed Pitts, T, South Carolina
 Bob Schlotz, C, Notre Dame
 Ed Serieka, FB, Xavier, Ohio
 Russ Sloan, E, Missouri
 John Stalte, T, Kansas City
 Ron Stehouwer, T, Colorado
 Wayne Stewart, G, The Citadel
 Leonard Wilson, HB, Purdue
 Bob Zeman, DB, Wisconsin

(Second selections to stock franchises)

Gary Beabout, T-G, Purdue
 George Blair, DB, Mississippi
 Fran Brixius, T-G, Minnesota
 Joe Davis, T-G, The Citadel
 Robert DeMarco, T-G, Dayton
 Bob Hain, T-G, Iowa
 Chuck Janssen, T-G, Tulsa
 Gordon Kelley, E, Georgia
 Larry Lancaster, G-T, Georgia
 Marvin Lasater, HB, Texas Christian
 Warren Lashua, E, Whitworth, Wash.
 Perry McGriff, E, Florida
 Kirk Phares, T-G, South Carolina
 Lamar Rawson, HB, Auburn
 Ronald Ray, T-G, Howard Payne, Tex.
 Ken Talkington, QB, Texas Tech
 John Talley, QB, Northwestern
 Bob Waters, HB, Presbyterian, S.C.
 Bob Wehking, C, Florida
 Larry Womack, HB, Colorado State

1961

(Drafted 7-8) Rounds 1-6, Nov. 23, 1960;
 Rounds 7-30, Dec. 5, 1960

1. Earl Faison, DE, Indiana (7)
2. Keith Lincoln, HB, Washington State (16)
3. Marlin McKeever, E, USC (23)
4. Jimmy Johnson, HB, UCLA (32)
5. Bill Kilmer, QB, UCLA (39)
6. Calvin Bird, HB, Kentucky (46)
7. Cliff Roberts, T, Illinois (48)
8. Claude Gibson, DB, North Carolina State (55)
9. Charley Johnson, QB, New Mexico State (64)
10. Bob Scarpitto, QB, Notre Dame (71)
11. Willie Hector, G, College of Pacific (80)
12. Greg Larson, C, Minnesota (87)
13. Hezekiah Braxton, FB, Virginia Union (96)
14. Dale Messer, FB, Fresno State (103)
15. Ernie Ladd, T, Grambling (119)
16. Bud Whitehead, DB, Florida State (128)
18. Ed Dyas, FB, Auburn (144)
19. Jack Espenship, HB, Florida (151)
21. Gene Gaines, HB, UCLA (167)
23. Glenn Bass, HB, East Carolina (183)
24. Ben Balme, G, Yale (192)

26. Bill Kinnune, G, Washington (208)
27. Luther Hayes, E, USC (215)
28. Chuck Allen, G, Washington (224)
29. Dan Ficca, T, USC (231)
30. Mike McKeever, G, USC (240)

Future Selections

14. Billy Wilson, T, Auburn (112)
17. Reg Carolan, E, Idaho (135)
20. Mike Lucci, C, Tennessee (160)
22. John Brown, T, Syracuse (176)
25. Don Coffee, E, Memphis State (199)

1962

(Drafted 8)

1. Bob Ferguson, FB, Ohio State (8)
2. Dick Hudson, T, Memphis State (16)
3. John Hadl, QB, Kansas (24)
4. Bob Hill, T, Notre Dame (31)
5. Mack Burton, HB, San Jose State (32)
5. Bob Mitinger, DE, Penn State (34)
5. John Cornett, T, Rice (40)
6. Roy Winston, G, Louisiana State (42)
6. Frank Buncom, LB, USC (48)
7. Wendell Harris, HB, Louisiana State (51)
7. Bob Jackson, FB, New Mexico State (56)
8. Jerry Robinson, HB, Grambling (64)
9. Tommy Minter, HB, Baylor (72)
10. Dan Sullivan, T, Boston College (80)
11. Iv Bishop, G, Fresno State (88)
12. Ralph Smith, E, Mississippi (93)
12. George Andrie, E, Marquette (96)
13. Charles Bryant, E, Ohio State (104)
17. Frank Gardner, T, No. Carolina College (136)
20. Ron Hermann, QB, Bradley (160)
24. Homer Jones, HB, Texas So. (192) (voided)
25. Sam Gruneisen, E, Villanova (200)

Future Selections

13. Bert Coan, HB, Kansas (105)
14. James Bates, HB, USC (112)
15. Fred Moore, T, Memphis State (120)
16. George Gross, T, Auburn (128)
18. Denny Biodrowski, E, Memphis State (144)
19. Mike Lind, FB, Notre Dame (152)
21. Jesse Williams, E, Fresno State (168)
22. Jim Thibert, E, Toledo (176)
23. Dick Farris, G, North Texas State (184)
26. Mel Woufle, G, Colorado (208)
27. Mel Rideout, QB, Richmond (216)
28. Ben Wilson, FB, USC (224)

1963

(Drafted 2) Dec. 1, 1962

1. Walt Sweeney, E, Syracuse (2)
2. Rufus Guthrie, G, Georgia Tech (10)
3. Dave Robinson, E, Penn State (17)
3. Keith Kinderman, HB, Florida State (18)
4. Roy Williams, T, Pacific (26)
5. Larry Gueck, HB, Villanova (34)
6. Pat Emerick, LB, Western Michigan (42)
7. Choice to Denver
8. Gene Heeter, E, West Virginia (58)
9. Steve Barnett, T, Oregon (66)
10. Don Scott, T, Tampa (74)
11. Bob Petrich, T, West Texas State (82)
12. Terry Baker, QB, Oregon State (90)
13. Dick Walton, G, Iowa State (98)
18. Choice to Oakland
19. Ernest Park, T, McMurtry, Tex. (146)
24. Bill Frank, T, Colorado (186)
25. Jerry Jazantti, T, Arkansas (194)

Future Selections

14. Frank Lasky, T, Florida (106)
14. Harrison Rosdahl, G, Penn State (107)
14. Jack Cverko, G, Northwestern (109)
15. Mike Fracchia, HB, Alabama (114)
16. Gene Breen, LB, Virginia Poly (122)
17. Dick Drummond, HB, Geo. Washington (130)
20. Buddy Soefker, LB, Louisiana State (154)

21. Dan Points, T, Cincinnati (162)
22. Roger Gill, HB, Texas Tech (170)
23. Paul Watters, T, Miami, Ohio (178)
26. Ken Dill, C, Mississippi (202)
27. Harry Butsko, G, Maryland (210)
28. Steve Berzansky, FB, West Virginia (218)
29. Herman Hamp, HB, Fresno State (226)

1964

(Drafted 8) Nov. 30, 1963

1. Ted Davis, E, Georgia Tech (8)
2. John Kirby, LB, Nebraska (16)
3. Perry Lee Dunn, DB, Mississippi (24)
4. Dave Parks, E, Texas Tech (32)
5. Pete Goimarac, C, West Virginia (36)
5. Gary Kirner, T, USC (40)
6. Willie Brown, S, USC (48)
7. Roger Anderson, T, Virginia Union (51)
7. Pat Batten, FB, Hardin-Simon (56)
8. George Seals, T, Missouri (64)
9. Choice to Oakland
10. Bob Long, E, Wichita (74)
10. Dick Bowman, E, Syracuse (80)
11. Bob Horton, FB, Boston University (88)
12. Ron Carpenter, E, Texas A&M (96)
13. Kenny Graham, S, Washington State (104)

Future Selections

1. Howard Kindig, C, Los Angeles State (8)
2. Ed Mitchell, T, Southern U. (16)
3. Bob Daugherty, HB, Tulsa (24)
4. John Farris, T, San Diego State (32)
5. Bobby Robinson, G-LB, Mississippi (40)
6. Paul Cercel, C-LB, Pittsburgh (48)
7. Dick Klein, T, Wichita State (56)
8. Allen Robinson, HB, Brigham Young (64)
9. Charles Hinton, C, Mississippi (72)
10. Ron Smith, QB, Richmond (80)
11. Bill Ban Burkole, HB, Tulsa (88)
12. Tom Lucas, G, Mississippi (96)
13. Frank Kinard, FB, Mississippi (104)

1965

(Drafted 6) Nov. 28, 1964

1. Steve DeLong, G, Tennessee (6)
2. Roy Jefferson, E, Utah (14)
3. Allen Brown, E, Mississippi (22)
4. Steve Tensi, QB, Florida State (30)
5. Rick Redman, LB, Washington (38)
6. Will Beasley, FB, North Carolina A&T (46)
7. Jack Snow, E, Notre Dame (54)
8. Clancy Williams, HB, Washington State (62)
9. Jerry Whelchel, QB, Massachusetts (70)
10. Gene Foster, HB, Arizona State (78)
11. Veran Smith, G, Utah State (86)
12. Jim Allison, FB, San Diego State (94)
13. Bill Quigley, LB, Villanova (102)
14. Don Floyd, E, Florida State (110)
15. Mike Howell, DB, Grambling (118)
16. John Godden, LB, San Diego State (126)
17. Leon Hardy, T, Texas Southern (134)
18. Bobby Evans, T, Texas A&M (142)
19. Braden Beck, K, Stanford (150)
20. Jack Edwards, C, Florida State (158)

Future Selections

1. Gary Garrison, E, San Diego State (6)
1. Larry Martin, T, San Diego State (14)
3. Stan Dzur, T-DE, California (22)
4. Doug Woodfield, LB, Memphis State (30)
5. Jim Weatherwax, T, Los Angeles State (38)
6. Tom Good, LB, Marshall (46)
7. Wayne Waff, E, E. Tennessee State (54)
8. Roy Shivers, HB, Utah State (62)
9. Tony Carey, HB, Notre Dame (70)
10. Dave Plump, HB, Fresno State (78)
11. Jeff White, E, Texas Tech (86)
12. Mike Cicollella, LB, Dayton (94)

HISTORY





1966

(Drafted 8) Nov. 28, 1965

1. Don Davis, T, Los Angeles State (7)
2. Nick Rassas, HB, Notre Dame (17)
3. Milt Morin, E, Massachusetts (26)
4. Charles Brown, HB, Syracuse (35)
5. Russ Smith, HB, Miami, Fla. (44)
6. Gary Pettigrew, DE, Stanford (54)
7. Jim Tolbert, E, Lincoln, Mo. (63)
8. Doug Buffone, LB, Louisville (72)
9. Taft Reed, E-DB, Jackson State (81)
10. Danny Pride, LB, Tennessee A&I (90)
11. Terry Owens, E, Jacksonville State (Ala.) (99)
12. Ray Jones, HB, Los Angeles State (108)
13. Houston Ridge, DE, San Diego State (117)
14. Mike London, E, Wisconsin (126)
15. Shelly Novack, E, Long Beach State (135)
16. Bill Scott, DB, Idaho (144)
17. Ron Ogie, DT, Long Beach State (153)
18. John Travis, HB, San Jose State (162)
19. Jerome Bell, C, Oklahoma (171)
20. Bill McDowell, LB, Florida State (180)

Future Selections

1. Bob Windsor, E, Kentucky (8)
2. Diron Talbert, T, Texas (17)
3. Jeff Staggs, LB, San Diego State (26)
4. LaVerle Pratt, LB, Idaho (35)
5. Rhome Nixon, E, Southern U., La. (44)
6. Joe Beauchamp, S, Iowa State (53)
7. Brad Hubbert, HB, Arizona (62)
8. St. Saffold, E, San Jose State (71)
9. Wayne Page, DB, Clemson (80)
10. Wayne Becker, T, Montana (89)
11. Hugh Wright, FB, Adams State (98)

1967

(Drafted 14) Mar. 14-16

1. Ron Billingsley, DT, Wyoming (14)
2. Ron McCall, LB, Weber State (40)
3. Bob Howard, CB, San Diego State (48)
3. Harold Akin, T, Oklahoma State (67)
4. Dickie Post, HB, Houston (94)
5. Bernard Erickson, LB, Abilene Christian (121)
6. Nate Johns, FL, San Diego State (147)
7. David Conway, K, Texas (173)
8. John Mills, E, Tennessee (199)
9. Steve Newell, E, Long Beach State (225)
10. Torre Ossmo, T, West, Michigan (251)
11. Carroll Jarvis, HB, Virginia (277)
12. Choice to Kansas City
13. Leon Carr, DB, Prairie View, Tex. (329)
14. Martin Baccaglio, DT, San Jose State (355)
15. Craig Scoggins, F, San Diego State (381)
16. Paul Phillips, T, South Carolina (407)
17. John Gibbs, HB, South Carolina State (433)

1968

(Drafted alternately 18-17) Jan. 21-23

1. Russ Washington, T, Missouri (4)
1. Jim Hill, S, Texas A&I (18)
2. Bill Lenkatis, C, Penn State (43)
3. Choice to Miami
4. Ken Dyer, FL, Arizona State (100)
5. William Perry, TE, Kent State (129)
6. Choice to Cincinnati
7. Lane Fenner, FL, Florida State (183)
8. Elliott Gammage, TE, Tennessee (209)
9. Grundy Harris, RB, Southern (237)
10. Choice to Houston
11. Dennis Partee, K, Southern Methodist (291)
12. Jeff Queen, LB, Morgan State (317)
13. Fred Combs, DB, North Carolina State (345)
14. Jim Campbell, LB, West Texas State (371)
15. Dan Kramarczyk, T, Dayton (399)
15. Robert Wells, T, Johnson C. Smith, N.C. (403)
16. Dick Farley, DB, Boston University (425)
17. Dan Andrews, TE, West Texas State (453)

1969

(Drafted 18) Jan. 28-30

1. Marty Dornes, QB, Columbia (9)
1. Bob Babich, LB, Miami, Ohio (15)
2. Ron Sayers, RB, Omaha (44)

3. Eugene Ferguson, T, Norfolk State (70)
4. Choice to Houston
5. Harry (Skip) Orszulak, FL, Pittsburgh (122)
6. Terry Swam, FL, Colorado State (147)
7. Choice to Miami
8. Craig Cotton, FL, Youngstown Ohio (200)
9. Joe Williams, DB, Southern (226)
10. David Arnold, G, Northwest Louisiana (251)
11. Willie Norwood, TE, Alcorn A&M (278)
12. Jim White, RB, Arkansas AM&N (304)
13. Mike Simpson, DB, Houston (330)
14. Bill Ackman, DT, New Mexico State (356)
15. Charlie Jarvis, RB, Army (382)
16. Willie Davenport, FL, Southern (408)
17. Larry Rentz, DB, Florida (434)

1970

(Drafted alternately 15-16) Jan. 27-28

1. Walker Gillette, WR, Richmond (15)
2. Tom Williams, DT, California-Davis (42)
3. Choice to Buffalo for WR Richard Trapp
4. Bill Maddox, TE, Syracuse (94)
5. Pettus Farrar, RB, Norfolk State (119)
6. Billy Parks, WR, Long Beach State (146)
7. Jim Fabish, DB, Texas-El Paso (171)
8. Wayne Clark, QB, U.S. International (198)
9. Chris Fletcher, S, Temple (223)
10. Mac Steen, G, Florida (250)
11. Jack Protz, LB, Syracuse (275)
12. Howard Gravelle, TE, California-Davis (302)
13. Bernard Bradley, DB, Utah St. (327)
14. Tyrone Caldwell, DT, S. Carolina State (354)
15. Eugene Childs, RB, Texas-El Paso (379)
16. Mike Green, RB, Nebraska (406)
17. David Sanks, G, Louisville (431)

1971

(Drafted 13) Jan. 28-29

1. Leon Burns, RB, Long Beach State (13)
3. Mike Montgomery, RB, Kansas State (65)
3. Bryant Salter, S, Pittsburgh (115)
5. Ray White, LB, Syracuse (117)
5. Phil Asack, DE, Duke (119)
6. Jacob Mayes, RB, Tennessee State (143)
7. Chuck Dickus, WR, Arkansas (169)
8. Leon Van Gorkum, DE, San Diego St. (195)
9. John Tanner, TE, Tennessee Tech (221)
10. Gary Nowak, TE, Michigan State (247)
11. Don Pinson, DB, Tennessee State (273)
12. Wesley Garnett, WR, Utah State (299)
13. Sammy Milner, WR, Mississippi State (325)
14. Ed O'Daniel, DE, Texas Southern (351)
15. Eric Humston, LB, Muskingum, Ohio (377)
16. Ed Foote, C, Hawaii (403)
17. Chip Kell, C, Tennessee (429)

1972

(Drafted alternately 11-10-9-13-12) Feb. 1-2

2. Pete Lazetich, DE, Stanford (36)
3. Bill McClard, K, Arkansas (61)
5. Jim Bishop, TE, Tennessee Tech (116)
5. Harry Gooden, DE, Alcorn A&M (130)
6. Bruce Ward, G, San Diego State (141)
9. Fran Schmitz, DT, St. Norbert, Wisc. (221)
10. Lon Kolstad, LB, Whitewater, Wisc. (246)
11. John Turner, TE, Long Beach State (270)
12. Sam Key, LB, Elon, N.C. (295)
13. Andy Selfridge, LB, Virginia (321)
14. John Van Reenen, DE, Washington State (351)
15. Charles Neugent, DB, Tuskegee, Ala. (376)
16. James Shaw, DB, Tulsa (401)
17. Oscar Dragon, RB, Arizona State (423)
17. Bob Tackett, T, Texas-El Paso (426)

1973

(Drafted alternately 6-5-8-7) Jan. 30-31

1. Johnny Rodgers, WR, Nebraska (25)
3. Dan Fouts, QB, Oregon (64)
4. James Thaxton, TE, Tennessee State (84)
5. Willie McGee, WR-KR, Alcorn A&M (123)
5. John Knobbe, LB, Weber State (125)
6. Marvin Roberts, C, Michigan State (135)
9. Tab Bennett, LB, Illinois (214)
10. Cliff Burnett, DE, Montana (239)

11. Jay Douglas, C, Memphis State (268)
12. Lynn Ahrens, T, Eastern Montana (293)
13. Alfred Reese, RB, Tennessee State (318)
14. Tony Adams, QB, Utah State (343)
15. Gary Parris, TE, Florida State (372)
16. Joe Petty, DB, Arizona State (397)
17. Barry Darrow, T, Montana (422)

1974

(Drafted alternately 2-3) Jan. 29-30

1. Bo Matthews, RB, Colorado (2)
1. Don Goode, LB, Kansas (15)
2. Mark Kovich, C, Penn State (43)
4. Harrison Davis, WR, Virginia (81)
5. John Teerlink, DT, Western Illinois (105)
6. Jesse Freitas, QB, San Diego State (133)
8. Tom Forrest, G, Cincinnati (185)
8. Bon Boatwright, T, Oklahoma State (206)
9. Danny Colbert, S, Tulsa (210)
10. John Ketchoyan, LB, Santa Clara (237)
11. Dave Grannell, TE, Arizona State (262)
12. Sam Williams, DB, California (289)
13. Brian Vertefeuille, T, Idaho State (314)
14. Brian Eberly, DB, Long Beach State (341)
15. Charles Anthony, LB, USC (366)
15. Greg Meczka, TE, Bowling Green (386)
16. Neal Skarin, DE, Arizona State (393)
17. Charles DeJurnett, DT, San Jose State (418)

1975

(Drafted alternately 8-7-6) Jan. 28-29

1. Gary Johnson, DT, Grambling (8)
1. Mike Williams, CB, Louisiana State (22)
2. Louie Kelcher, DT, Southern Methodist (30)
2. Fred Baun, LB, Louisiana Tech (33)
3. Mike Fuller, DB, Auburn (73)
4. Ken Bernich, LB, Auburn (101)
5. Kevin Nosbusch, DT, Notre Dame (111)
5. Charles Waddell, TE, North Carolina (125)
6. John Carroll, WR, Oklahoma (134)
6. Billy Shields, T, Georgia Tech (136)
7. Rickey Young, RB, Jackson State (164)
8. Barry Collier, T, Georgia (203)
8. Ralph Perretta, G, Purdue (206)
9. Larry Keller, LB, Houston (214)
10. Otha Bradley, DT, USC (242)
11. Vince Phason, DB, Arizona (267)
11. Ike McBee, WR, San Jose State (284)
12. Jerry Dahl, LB, North Dakota State (292)
13. Pete Demmerle, WR, Notre Dame (320)
13. Glenn Printers, RB, Southern California (335)
14. Reggie Barnett, DB, Notre Dame (345)
15. John Roush, G, Oklahoma (370)
16. Chip Salvestrini, G, Yankton, S.D. (398)
17. Neal Jeffrey, QB, Baylor (423)

1976

(Drafted alternately 4-3) April 8-9

1. Joe Washington, RB, Oklahoma (4)
2. Don Macek, G, Boston College (31)
3. Larry Dorsey, WR, Tennessee State (64)
4. Bob Horn, MLB, Oregon State (94)
4. Ron Singleton, TE, Grambling (113)
4. Artie Owens, WR, West Virginia (115)
5. Woodrow Lowe, LB, Alabama (131)
8. Tony DiRienzo, K, Oklahoma (212)
9. Glynn Harrison, RB, Georgia (251)
10. Jeff Perlinger, DE, Michigan (268)
11. Ray Preston, LB, Syracuse (295)
12. Ron Lee, S, Oregon (322)
13. John Lee, DT, Nebraska (351)
14. Ed Jones, G, Cincinnati (378)
15. Jack Hoffman, DL, Indiana (407)
16. Jack Harrison, G, California (434)
17. Clarence Sanders, LB, Cincinnati (463)

1977

(Drafted alternately 14-13-12) May 3-4

1. Bob Rush, C, Memphis State (24)
3. Keith King, S, Colorado State (77)
5. Clarence Williams, RB, South Carolina (124)
5. Cliff Olander, P-QB, New Mexico State (128)
6. Dave Lindstrom, DE, Boston University (144)
6. Lawrence Barnes, RB, Tennessee State (151)

Draft History, continued

- Pete Shaw, S, Northwestern (152)
- Ron Bush, CB, USC (181)
- Gene Washington, WR, Georgia (234)
- Curtis Townsend, LB, Arkansas (265)
- Jim Stanski, TE, Eastern Michigan (319)

1978

- (Drafted alternately 14-13-15) May 2-3
- John Jefferson, WR, Arizona State (14)
 - Milton Hardaway, T, Oklahoma State (41)
 - Rickey Anderson, RB, South Carolina State (71)
 - John Choma, G, Virginia (135)
 - Cliff Featherstone, CB, Colorado State (180)
 - Gavin Hedrick, P, Washington State (200)
 - Henry Bradley, DT, Alcorn State, Miss. (237)
 - Blake Whitlatch, LB, Louisiana State (248)
 - Charles Price, TE, Cincinnati (264)
 - Kevin Bell, WR, Lamar, Tex. (321)

1979

- (Drafted alternately 20-19-18-17-21) May 3-4
- Kellen Winslow, TE, Missouri (13)
 - Cliff Thrift, MLB, East Central Oklahoma (73)
 - John Floyd, WR, NE Louisiana (104)
 - Wilbur Haslip, RB, Hawaii (210)
 - Alvin Garrett, WR, Angelo State, Tex. (237)
 - Tony Petruccio, DT, Penn State (265)
 - Al Green, S, Louisiana State (269)
 - Dave Rader, QB, Tulsa (295)
 - Frank Duncan, S, San Francisco State (321)

1980

- (Drafted 26th) April 29-30
- Ed Luther, QB, San Jose State (101)
 - Bob Gregor, S, Washington State (108)
 - La Rue Harrington, RB, Norfolk State, Va. (151)
 - Wayne Hamilton, LB, Alabama (163)
 - Chuck Loewen, G, South Dakota State (175)
 - Stuart Dodds, P, Montana State (191)
 - Curtis Simmons, RB, North Alabama (219)
 - Steve Whitman, RB, Alabama (247)
 - John Singleton, DE, Texas-El Paso (303)
 - Harry Price, WR, McNeese State, La. (331)

1980 Supplemental Draft

- July 17
- Billy Mullins, WR, Southern California (243)

1981

- (Drafted 24) April 28-29
- James Brooks, RB-KR, Auburn (24)
 - Irvine Phillips, CB, Arkansas Tech (77)
 - Amos Lawrence, RB, North Carolina (103)
 - Eric Sievers, TE, Maryland (107)
 - Keith Ferguson, LB, Ohio State (131)
 - Andrew Gissing, T, Syracuse (141)
 - Bobby Duckworth, WR, Arkansas (162)
 - Pete Holohan, TE, Notre Dame (189)
 - Robert Parham, FB, Grambling (268)
 - Matt Petzelka, T, Iowa (280)
 - Carlos Bradley, LB, Wake Forest (300)
 - Stacy Charles, WR, Bethune-Cookman (327)

1982

- (Drafted alternately 23-22-21-20-23) April 27-28
- Hollis Hall, CB, Clemson (188)
 - Maury Buford, P, Texas Tech (215)
 - Warren Lyles, DT, Alabama (246)
 - Andre Young, S, Louisiana Tech (273)
 - Anthony Watson, S, New Mexico (299)

1983

- (Drafted alternately 22-21-24-23-22) May 2
- Billy Ray Smith, LB, Arkansas (5)
 - Gary Anderson, RB, Arkansas (20)
 - Gill Byrd, CB, San Jose State (22)
 - Danny Walters, CB, Arkansas (95)
 - Trumaine Johnson, WR, Grambling (141)
 - Bill Elko, DT, Louisiana State (192)
 - Earnest Jackson, RB, Texas A&M (202)
 - Mike Green, LB, Oklahoma State (245)
 - Bruce Mathison, QB, Nebraska (272)
 - Tim Kearse, WR, San Jose State (303)
 - Tim Spencer, RB, Ohio State (308)

- Billy Blalock, S, Tennessee Tech (314)
- Chuck Ehin, DE, Brigham Young (330)

1984

- (Drafted alternately 6-5) May 1
- Mossy Cade, CB, Texas (6)
 - Mike Guendling, LB, Northwestern (33)
 - Lionel James, RB-KR, Auburn (118)
 - Keith Guthrie, NT, Texas A&M (144)
 - Jesse Bendross, WR, Alabama (173)
 - Ray Woodard, DE, Texas (199)
 - Bob Craighead, RB, Northeast Louisiana (219)
 - Zachary Barnes, DE, Alabama State (230)
 - Buford McGee, RB, Mississippi (286)
 - Paine Harper, WR, LaVerne (331)

1984 Supplemental Draft

- (Drafted 6-5-6) June 5
- Lee Williams, DE, Bethune-Cookman (6)
 - Steve Smith, QB, Michigan (33)
 - Clarence Collins, WR, Southern Illinois (62)

1985

- (Drafted alternately 12-11-10) April 30
- Jim Lachey, T, Ohio State (12)
 - Wayne Davis, CB, Indiana State (39)
 - Jeff Dale, S, Louisiana State (55)
 - John Hendy, CB, Long Beach State (69)
 - Ralf Mojsiejenko, P-K, Michigan State (96)
 - Terry Lewis, CB, Michigan State (150)
 - Mark Fellows, OLB, Montana State (196)
 - Curtis Adams, RB, Central Michigan (207)
 - Paul Berner, QB, Pacific (234)
 - Dan Remsburg, T, Abilene Christian (252)
 - David King, CB, Auburn (264)
 - Jeff Smith, NT, Kentucky (291)
 - Tony Simmons, DE, Tennessee (318)
 - Bret Pearson, TE, Wisconsin (329)

1986

- (Drafted alternately 14-17-16) April 29
- Leslie O'Neal, DE, Oklahoma State (8)
 - James FitzPatrick, T, Southern California (13)
 - Terry Unrein, DE, Colorado State (67)
 - Jeff Walker, T, Memphis State (71)
 - Ty Allert, OLB, Texas (95)
 - Tommy Taylor, ILB, UCLA (97)
 - Doug Landry, OLB, Louisiana Tech (118)
 - Donald Brown, CB, Maryland (129)
 - Matt Johnson, S, Southern California (133)
 - Curtis Pardridge, WR, Northern Illinois (155)
 - Fred Smalls, OLB, West Virginia (182)
 - Mike Perrino, T, Notre Dame (209)
 - Mike Zordich, S, Penn State (235)
 - Charles Sanders, RB, Slippery Rock, Pa. (293)
 - Drew Smetana, T, Oregon (298)
 - Jeff Sprowls, S, Brigham Young (320)
 - Mike Travis, S, Georgia Tech (333)

1987

- (Drafted alternately 5-4-3) April 28
- Rod Bernstine, TE, Texas A&M (24)
 - Louis Brock, CB, USC (53)
 - Karl Wilson, OE, LSU (59)
 - Mark Vlasic, QB, Iowa (88)
 - Nelson Jones, CB, No. Carolina St. (115)
 - Jamie Holland, WR, Ohio State (173)
 - Joe Mac Esker, T, UTEP (199)
 - Ron Brown, OLB, USC (204)
 - Tom Wilcher, RB, Michigan (226)
 - Anthony Anderson, DB, Grambling St. (256)
 - Joe Goebel, C, UCLA (284)
 - Marcus Greenwood, RB, UCLA (310)

1988

- (Drafted alternately 15-19-18-17-16) April 24-25
- Anthony Miller, WR, Tennessee (15)
 - Quinn Early, WR, Iowa (60)
 - Joe Campbell, DE, New Mexico State (91)
 - Stacy Searels, C-G, Auburn (93)
 - David Richards, T, UCLA (98)

- Cedric Figaro, LB, Notre Dame (152)
- Joey Howard, T, Tennessee (238)
- Ed Miller, C, Pittsburgh (285)
- George Hinkle, DE, Arizona (292)
- Wendell Phillips, S, North Alabama (324)

1989

- (Drafted alternately 8-9) April 23-24
- Burt Grossman, DE, Pittsburgh (8)
 - Courtney Hall, C, Rice (37)
 - Billy Joe Tolliver, QB, Texas Tech (51)
 - Elliot Smith, CB, Alcorn State (120)
 - Lorian Butts, FB, Florida St. (183)
 - Terence Jones, QB, Tulane (195)
 - Dana Brinson, WR/KR, Nebraska (204)
 - Pat Davis, TE, Syracuse (231)
 - Ricky Andrews, ILB, Washington (260)
 - Victor Floyd, RB, Florida St. (287)

1990

- (Drafted alternately 7-8) April 23-24
- Junior Seau, LB, USC (5)
 - Jeff Mills, OLB, Nebraska (57)
 - Leo Goetz, T, Hawaii, (60)
 - Walter Wilson, WR, E. Carolina (67)
 - John Friesz, QB Idaho (138)
 - Frank Cornish, C-G, UCLA (143)
 - David Pool, CB, Carson-Newman, Tenn. (145)
 - Derrick Walker, TE, Michigan (163)
 - Jeff Novak, G, SW Texas State (172)
 - Joe Staysniak, T, Ohio State (185)
 - Nate Lewis, WR, Oregon Tech (187)
 - Keith Collins, CB, Appalachian State (193)
 - J.J. Flannigan, RB, Colorado (201)
 - Chris Goetz, G, Pittsburgh (227)
 - Ken Berry, CB, Miami (256)
 - Tommie Stowers, HB, Missouri (283)
 - Elliot Searcy, WR, Southern (326)

1991

- (Drafted alternately 10-9-8-7-12-11) April 21-22
- Stanley Richard, S, Texas (9)
 - George Thornton, DT, Alabama (36)
 - Eric Bieniemy, RB, Colorado (39)
 - Eric Moten, G, Michigan State (47)
 - Yancy Thigpen, WR, Winston-Salem St. (90)
 - Duane Young, TE, Michigan State (123)
 - Floyd Fields, S, Arizona State (127)
 - Jimmy Laister, OT, Oregon Tech (150)
 - David Jones, WR, Delaware State (177)
 - Terry Beauford, OL, Florida A&M (192)
 - Anthony Katoa, LB, So. Oregon State (230)
 - Roland Poles, FB, Tennessee (254)
 - Mike Heldt, C, Notre Dame (257)
 - Joe Weinberg, WR, Johnson C. Smith (290)
 - Chris Samuels, RB, Texas (317)

1992

- (Drafted alternately 5-6-7) April 26-27
- Chris Mims, DE, Tennessee (23)
 - Marquez Pope, CB, Fresno State (33)
 - Ray Ethridge, WR, Pasadena CC (63)
 - Curtis Whitley, C, Clemson (117)
 - Kevin Little, LB, North Carolina A&T (131)
 - Eric Jonassen, T, Bloomsburg College (140)
 - Reggie White, DT, North Carolina A&T (149)
 - Deems May, TE, North Carolina (174)
 - James Fuller, S, Portland State (201)
 - Johnnie Barnes, WR, Hampton, Va. (231)
 - Arthur Paul, DT, Arizona State (258)
 - Keith McAfee, RB, Texas A&M (285)
 - Carlos Huerta, K, Miami (315)

1993

- (Drafted alternately 20-24) April 25-26
- Darrien Gordon, CB, Stanford (22)
 - Natronne Means, RB, North Carolina (41)
 - Joe Cocozzo, G, Michigan (64)
 - Raylee Johnson, DE, Arkansas (95)
 - Lew Bush, OLB, Washington St. (99)
 - Walter Dunson, WR, Middle Tennessee State (134)
 - Eric Castle, FS, Oregon (161)
 - Doug Miller, OLB, So. Dakota State (188)
 - Trent Green, QB, Indiana (222)

1994

(Drafted alternately 12-17) April 24-25

- Isaac Davis, G, Arkansas (43)
- Vaughn Parker, G, UCLA (63)*
- Andre Coleman, WR, Kansas State (70)
- Willie Clark, CB, Notre Dame (82)*
- Aaron Laing, TE, New Mexico State (137)
- Rodney Harrison, S, Western Illinois, (145)
- Darren Krein, DE, Miami (150)
- Tony Vinson, RB, Towson State (160)*
- Zane Beehn, LB, Kentucky (207)

1995

(Drafted 29) April 22-23

- Terrance Shaw, CB, Stephen F. Austin (34)
- Terrell Fletcher, RB, Wisconsin (51)
- Jimmy Oliver, WR, Texas Christian (61)
- Don Sasa, DT, Washington State (93)
- Preston Harrison, LB, Ohio State (98)
- Chris Cowart, LB, Florida State (100)
- Aaron Hayden, RB, Tennessee (104)
- OMar Ellison, WR, Florida State (162)
- Troy Sienkiewicz, G, New Mexico State (177)
- Brandon Harrison, WR, Howard Payne (183)
- Craig Whelhan, QB, Pacific (197)
- Tony Berti, T, Colorado (200)
- Mark Montreuil, CB, Concordia, Quebec (237)

1996

(Drafted alternately 21-20-19-23-22) April 20-21

- Bryan Still, WR, Virginia Tech (41)
- Patrick Sapp, OLB, Clemson (50)
- Brian Roche, TE, San Jose State (81)
- Charlie Jones, WR, Fresno State (114)
- Junior Soli, DT, Arkansas (155)
- Jim Mills, T, Idaho (190)
- Bryan Stoltenberg, C, Colorado (192)
- Freddie Bradley, RB, Sonoma State (231)

1997

(Drafted alternately 16-15-14-13) April 19-20

- Freddie Jones, TE, North Carolina (45)
- Michael Hamilton, OLB, North Carolina A&T (74)
- Raleigh Roundtree, T, So. Carolina State (109)
- Kenny Bynum, RB, South Carolina State (138)
- Paul Bradford, CB, Portland State (146)
- Daniel Palmer, T, Air Force Academy (178)
- Toran James, LB, North Carolina A&T (218)
- Tony Corbin, QB, Sacramento State (237)*

1998

(Drafted alternately 3-2-5-4) April 18-19

- Ryan Leaf, QB, Washington State (2)
- Mikhael Ricks, WR, Stephen F. Austin (59)
- Cedric Harden, DE, Florida A&M (126)
- Clifford Ivory, CB, Troy State (155)
- Jon Haskins, LB Stanford (194)
- Kio Sanford, WR, Kentucky (234)*

1998 Supplemental Draft

(Drafted 4) July 9

- Jamal Williams, DT, Oklahoma State (1)

1999

(Drafted alternately 8-9) April 19-20

- Pick used in 1998 Supplemental Draft for Jamal Williams, DT, Oklahoma State
- Jermaine Fazande, FB, Oklahoma (60)
- Steve Heiden, TE, So. Dakota State (69)
- Jason Perry, DB, No. Carolina State (104)
- Adrian Dingle, DE, Clemson (139)
- Reginald Nelson, G, McNeese State (141)
- Tyrone Bell, DB, North Alabama (178)

2000

(Drafted alt. 13-12-21-19-19-18-16) April 15-16

- Rogers Beckett, S, Marshall (43)
- Damion McIntosh, T, Kansas State (83)
- Trevor Gaylor, WR, Miami, Ohio (111)
- Leonardo Carson, DT, Auburn (113)
- Shannon Taylor, LB, Virginia (184)
- Damen Wheeler, CB, Colorado (203)*
- Jajaun Seider, QB, Florida A&M (205)*
- Jason Thomas, G, Hampton (222)

2001

(Drafted 1) April 21-22

- LaDainian Tomlinson, RB, Texas Christian (5)
- Drew Brees, QB, Purdue (32)
- Tay Cody, CB, Florida St. (67)
- Carlos Polk, LB, Nebraska (112)
- Elliot Silvers, T, Washington (132)
- Zeke Moreno, LB, USC (139)
- Brandon Gorin, T, Purdue (201)
- Robert Carswell, FS, Clemson (244)*

2002

(Drafted 5) April 20-21

- Quentin Jammer, CB, Texas (5)
- Toniui Fonoti, G, Nebraska (39)
- Reche Caldwell, WR, Florida (48)
- Ben Leber, LB, Kansas State (71)
- Justin Peelle, TE, Oregon (103)
- Terry Charles, WR, Portland State (142)
- Matt Anderle, T, Minnesota (178)
- Seth Burford, QB, Cal Poly-SLO (216)

2003

(Drafted 15) April 26-27

- Sammy Davis, CB, Texas A&M (30)
- Drayton Florence, CB, Tuskegee (46)
- Terrence Kiel, S, Texas A&M (62)
- Courtney VanBuren, T, Arkansas-Pine Bluff (80)
- Matt Wilhelm, LB, Ohio State (112)
- Mike Scifres, P, Western Illinois (149)
- Hanik Milligan, FS, Houston (188)
- Andrew Pinnoch, FB, South Carolina (229)

2004

(Drafted 1) April 24-25

- Eli Manning, QB, Mississippi (1)
- Igor Olshansky, DT, Oregon (35)
- Nate Kaeding, K, Iowa (65)
- Nick Hardwick, C, Purdue (66)
- Shaun Phillips, LB, Purdue (98)
- Dave Ball, DE, UCLA (133)
- Michael Turner, RB, No. Illinois (154)
- Ryan Krause, TE, Nebraska-Omaha (169)
- Ryon Bingham, DT, Nebraska (204)
- Shane Olivea, G-T, Ohio State (209)
- Carlos Joseph, T, Miami (254)*

2005

(Drafted 28) April 23-24

- Shawne Merriman, OLB, Maryland (12)
- Luis Castillo, DT, Northwestern (28)
- Vincent Jackson, WR, No. Colorado (61)
- Darren Sproles, RB, Kansas State (130)
- Wesley Britt, T, Alabama (164)
- Wes Sims, G, Oklahoma (177)
- Scott Mruzckowski, C, Bowling Green (242)

2006

(Drafted alternately 19-18-17-16) April 29-30

- Antonio Cromartie, CB, Florida State (19)
- Marcus McNeill, T, Auburn (50)
- Charlie Whitehurst, QB, Clemson (81)
- Tim Dobbins, LB, Iowa State (151)
- Jerome Clary, T, Kansas State (187)
- Kurt Smith, K, Virginia (188)
- Chase Page, DT, North Carolina (225)
- Jimmy Martin, T, Virginia Tech (227)

2007

(Drafted 30) April 28-29

- Buster Davis, WR, Louisiana State (30)
- Eric Weddle, S, Utah (37)
- Anthony Waters, LB, Clemson (96)*
- Scott Chandler, TE, Iowa (129)
- Legedu Naanee, WR, Boise State (172)
- Brandon Siler, LB, Florida (240)

2007 Supplemental Draft

(Drafted 28) July 12

- Paul Oliver, CB, Georgia (28)

2008

(Drafted 27) April 26-27

- Antoine Cason, CB, Arizona (27)
- Jacob Hester, FB, Louisiana State (69)
- Pick used in 2007 Supplemental Draft to select Paul Oliver, CB, Georgia
- Marcus Thomas, RB, Texas-El Paso (166)
- DeJuan Tribble, CB, Boston College (192)
- Corey Clark, T, Texas A&M (234)

2009

(Drafted 16) April 25-26

- Larry English, LB, Northern Illinois (16)
- Louis Vasquez, G, Texas Tech (78)
- Vaughn Martin, DE, Western Ontario (113)
- Tyrone Green, G, Auburn (133)
- Gartrell Johnson, RB, Colorado State (134)
- Brandon Hughes, CB, Oregon State (148)
- Kevin Ellison, S, Southern California, (189)
- Demetrius Byrd, WR, Louisiana State (224)

2010

(Drafted 28) April 22-24

- Ryan Matthews, RB, Fresno State (12)
- Donald Butler, LB, Washington (79)
- Darrell Stuckey, SS, Kansas (110)
- Cam Thomas, DT, North Carolina (146)
- Jonathan Crompton, QB, Tennessee (168)*
- Dedrick Epps, TE, Miami (235)



TRADE HISTORY

1970

- 4/28 TE Jacque MacKinnon to Green Bay for 1971 5th (115, Bryan Salter)
- 5/3 DE Joe Owens from New Orleans for 1971 4th
- 8/4 SS Kenny Graham to Cincinnati for 1971 5th (119, Phil Asack)
- 10/15 RB Mike Garrett from Kansas City for 1971 2nd (39)

1971

- 5/26 CB Leslie Duncan to Washington for 1973 5th (123, Willie McGee)
- 6/24 DT Kevin Hardy from Green Bay for 1972 1st (11)
- 9/8 C Carl Mauck from Miami for 1972 4th (91)
- 9/8 RB Eddie Ray from New England for 1972 7th (165)
- 11/19 T Tony Liscio to Dallas for 1972 5th (130, Harry Gooden)

1972

- 1/29 DE Deacon Jones, DT Greg Wojcik and RB Lee White from Los Angeles Rams for LB Jeff Stags, 1972 2nd and 1973 2nd (31) and 3rd (60) DT George Wright from Baltimore for 1972 4th (91) and 8th (191), and 1973 4th (85)
- 1/31 RB Leon Burns and WR Walker Gillette to St. Louis for RB Sid Edwards and WR Dave Williams
- 2/2 C Cal Winthrow to Green Bay for 1972 17th (423, Oscar Dragon)
- 3/27 LB Ed Philpott from New England for 1973 7th
- 4/19 S Jim Hill to Green Bay for DE Lionel Aldridge and 1974 3rd
- 5/5 DT Andy Rice to Kansas City for 1973 7th
- 5/9 LB Bob Bruggers to Cincinnati for T ERNIE WRIGHT
- 6/19 DE Cal Snowden from Buffalo for 1973 5th
- 7/11 DT John Richardson from Mia for 1973 6th
- 7/22 T Gary Nowak to Kansas City for 1973 9th
- 7/22 TE Jim Bishop to Kansas City for 1973 6th
- 7/26 DE Steve DeLong to Chicago for 1973 4th (84, James Thaxton)
- 7/31 Cash to Rams for TE Luther Palmer
- 7/31 RB Jesse Taylor and 1974 8th (206, Bon Boatwright) from Los Angeles Rams for 1974 7th (158)
- 7/31 RB Jeff Queen to Oakland for 1973 3rd (64, Dan Fouts)
- 7/31 WR Billy Parks and RB Mike Montgomery to Dallas for RB Duane Thomas
- 7/31 LB Tim Rossovich from Philadelphia for 1973 1st (6)
- 8/1 RB Eddie Ray and San Francisco's 1972 3rd (via Washington) to Denver for DT Dave Costa
- 8/8 QB Marty Dormer to Baltimore for Washington's 1972 1st (25) and TE John Andrews
- 9/4 CB Leonard Dunlap from Baltimore for 1973 4th (85)
- 9/6 DT George Wright to Cleveland for 1973 5th (125, John Knoble)

1973

- 1/22 QB Johnny Unitas from Baltimore for cash
- 1/25 RB Tom Matte from Baltimore for 1973 8th
- 1/26 QB John Hadl to Los Angeles Rams for DE Coy Bacon and RB Bob Thomas
- 4/10 S Chuck Detwiler, DE Lee Thomas and a player to be named later to Buffalo for 1974 2nd (43, Mark Markovich)
- 5/22 S Ron Smith from Chicago for 1974 3rd
- 7/20 RB Duane Thomas to Washington for 1975 1st (22, Mike Williams) and 1976 2nd
- 8/1 CB Ray Jones to Denver for cash
- 8/7 K Bill McClard to Los Angeles Rams for 1974 5th
- 8/27 WR Bill Malinchak to Washington for 1975 8th (203, Barry Collier) and 1974 15th (386, Greg Mezcka)
- 8/31 DE Louis Ross from Atlanta for 1974 8th
- 9/5 LB Mike Stratton from Buffalo for 1974 5th
- 9/5 LB Bob Babich and 1975 4th (86) to Cleveland for 1974 1st (15, Don Goode) and 1975 2nd (30, Louie Kelcher)
- 9/5 LB Carl Gersbach and RB Clint Jones from Minnesota for 1974 2nd (29) and 3rd

1974

- 1/9 QB Wayne Clark to Cincinnati for QB Virgil Carter
- 1/29 G Walt Sweeney to Washington for 1974 5th (105, John Teerlink), 1975 6th and 1976 4th (115, Arnie Owens) (from Oakland)
- 2/25 DE Dennis Wirgowski from Philadelphia for 1975 8th (Choice was rescinded because he did not make squad)
- 3/1 RB Reece Morrison from Cincinnati for \$1.00 and clear title rights to QB Wayne Clark
- 4/10 S Bryant Salter and 1975 8th to Washington for 1976 3rd and 1977 2nd and 3rd (77, Keith King)
- 8/2 LB Fred Forsberg from Buffalo for \$100
- 8/6 LB John Knoble from Rams for \$100
- 8/6 G Tom Forrest to Chicago for \$100
- 8/12 DE Deacon Jones and 1975 8th (189) to Washington for 1977 3rd (77, Keith King)
- 8/15 S Ron Smith to Oakland for 1975 4th (101, Ken Bernick) and 8th (206, Ralph Perretta)
- 8/23 DT Dave Rowe from New England (via Washington) for 1975 6th

- 8/29 RB Bill Rudder to NY Giants for 1975 7th
- 9/5 DT Bob Brown from Green Bay for 1975 3rd (58)
- 9/5 DT Dave Costa to Buffalo for 1975 5th (125, Charles Waddell)
- 9/6 CB Willie McGe to Los Angeles Rams for 1975 6th
- 9/24 TE James Thaxton to Cleveland for 1975 6th (134, John Carroll)

1975

- 1/28 RB Sid Edwards to Chicago for 1975 3rd (73, Mike Fuller)
- 1/28 RB Jim Harrison from Chicago for 1975 6th
- 1/29 DT Ray Carr, DT Blenda Gay and T Harold Paul to Oakland for 1975 11th (284, Ike McBe) and 13th (335, Glen Printers)
- 2/7 WR Joe Sweet from New England for past considerations
- 5/29 C Ed Flanagan from Detroit for 1976 2nd
- 5/29 C Carl Mauck to Houston for rights to T Booker Brown and compensation rights to CB Benny Johnson
- 6/13 S Reggie Berry to Denver for S Maurice Tyler
- 6/17 WR Jerry Levias to Houston for 1976 12th
- 7/3 CB Bob Howard to New England for 1976 5th (131, Woodrow Lowe)
- 7/16 DT Ron East to Cleveland for 1977 5th (128, Cliff Olander)
- 7/22 CB Leonard Dunlap to New York Giants for 1976 5th
- 7/22 LB Pete Lazetich to Miami for LB Bruce Bannon
- 7/28 WR John Carroll to Chicago for 1977 7th
- 7/29 TE Ron Mayo from Baltimore for 1976 6th
- 8/7 DT Greg Wojcik to Chicago for 1977 8th
- 8/13 TE Pat Curran and RB Howard Strickland from Los Angeles Rams for 1977 3rd (68)
- 8/13 LB Bruce Bannon to New York Giants for 1976 9th (251, Glynn Harrison)
- 8/22 1976 6th (159) to St. Louis for WR Marlin Briscoe
- 9/9 LB Ken Hutcherson from Dallas for 1976 7th (186)
- 9/15 RB Tony Baker from LA Rams for 1976 5th (128)
- 9/23 DT Dave Rowe to Oakland for 1976 4th (113, Ron Singleton)

1976

- 4/2 QB Bobby Douglas and 1976 3rd to New Orleans for LB Rick Middleton
- 4/2 DE Coy Bacon to Cincinnati for WR Charlie Joiner
- 4/2 LB Franklin Tate to Oakland for LB Mike Denney
- 4/8 S Sam Williams to Atlanta for CB Tom Hayes and 1977 6th (146, Dave Lindstrom)
- 4/8 1976 4th and 8th to Oakland for 1976 4th and 6th
- 4/9 T Halvor Hagen from Buffalo for 1976 9th (241)
- 7/17 LB Floyd Rice to Oakland for cash
- 7/20 LB Drew Mahalic to Philadelphia for \$100 cash
- 7/20 DT Kevin Nosbusch to SF for 1977 8th
- 7/22 C Mark Markovich to Detroit for G Guy Dennis and 1977 6th (152, Pete Shaw)
- 8/3 P Mitch Hoopes from Dallas for 1977 10th
- 8/10 T Halvor Hagen to New Orleans for 1977 9th (241)
- 8/25 RB Mercury Morris from Miami for 1977 4th (98)
- 8/30 QB Clint Longley and 1977 1st (24, Bob Rush) from Dallas for 1977 1st (14) and 2nd (41)
- 9/6 K Toni Fritsch and 1977 10th from Dallas for 1977 8th (208)
- 9/6 DE Leroy Jones from Washington for 1977 2nd and \$12,500

1977

- 3/1 WR Chip Myers from Cincinnati for 1977 11th (292)
- 4/27 DE Art Riley to Philadelphia for \$20,000 (\$7,500 up front and \$12,500 if an Eagles' payroll 7-or-more games)
- 6/7 QB James Harris from Los Angeles Rams for 1979 4th (99)
- 6/24 S Clarence Duren from St. Louis for 1978 4th (98)
- 7/14 C Ed Flanagan to Los Angeles Rams for 1978 5th (135, John Choma)
- 7/14 Rights to TE Jim Stansik to Miami for 1978 10th (if Stansik makes the roster during the 1977 season)
- 8/5 QB Neal Jeffrey to Houston for 1979 4th (104, John Floyd)
- 8/11 DB Gregg Butler from Los Angeles Rams for 1978 11
- 8/16 TE Robert Klein from Los Angeles Rams for 1980 2nd (55)

1978

- 3/28 RB Lydell Mitchell from Baltimore for 1979 5th (131)
- 4/26 LB Tom Graham to Philadelphia for 1979 10th (265, Tony Petrucchio)
- 5/2 LB Jim Laslavic from Detroit for 1978 5th (125) and 6th (155)
- 5/3 WR Larry Dorsey to Kansas City for DE Wilbur Young
- 5/3 1978 8th (222) and 11th (293) to Oakland for 1978 8th (200, Gavin Hedrick) and 9th (248, Blake Whitatch)
- 7/27 Considerations to Philadelphia for T Harvey Goodman
- 7/28 RB Rickey Young to Minnesota for past considerations
- 7/28 G Ed White from Minnesota for past considerations
- 8/4 T Booker Brown to Tampa Bay for 1980 4th (101, Ed Luther)
- 8/6 C Richard Keys to Buffalo for past considerations
- 8/18 QB Bill Munson to Buffalo for 1980 7th (175, Chuck Loewen)
- 8/22 FS Glen Edwards from Pittsburgh for 1979 6th (157)
- 8/28 RB Joe Washington and 1979 5th for RB Lydell Mitchell
- 9/25 1980 3rd (83) to St. Louis for the right to hire HC Don Coryell





1979
 4/26 CB Willie Buchanan from Green Bay for 1979 7th (184) and 1980 1st (26)
 5/3 1979 1st (20) and 2nd (47) to Cleveland for 1979 1st (13, Kellen Winslow)
 5/29 RB Mike Thomas from Washington for 1980 5th (139)
 5/31 RB Charlie White from Tampa Bay for 1980 10th (279)
 8/10 RB Rickey Anderson to Cleveland for 1980 6th (151, LaRue Harrington)

1980
 3/21 RB John Cappaletti from Los Angeles Rams for 1982 3rd (49)
 8/15 RB Bo Matthews to New York Giants for 1981 6th (141, Andrew Gissing)
 8/27 LB Don Goode to Cleveland for 1981 4th (107, Eric Sievers) and 1983 4th (95, Danny Walters)

9/1 QB Cliff Olander to New York Giants for 1981 11th (280, Matt Petzelka)
 9/1 P Rick Partridge from New Orleans for 1981 8th (215)
 9/8 WR Ron Smith from Los Angeles Rams for 1983 5th (134)
 9/29 RB Chuck Muncie from New Orleans for 1981 2nd (51)

1981
 5/15 DT Wilbur Young to Washington for T Jeff Williams
 8/10 WR Billy Mullins to Chicago for 1982 12th (if Mullins is active during 1981 season)

8/17 WR Stacy Charles to Chicago for considerations
 8/18 G Dan Audick to San Francisco for 1982 3rd (83)
 8/25 TE Gregg Mcrary to Washington for 1983 11th (308, Tim Spencer)
 8/31 K Mike Wood to Baltimore for 1983 6th (141, Trumaine Johnson)
 8/31 P George Roberts from Miami for 1982 6th (161)
 9/10 RBAMOS Lawrence to San Francisco for 1984 4th (107)
 9/15 DT John Woodcock from Detroit for 1982 12th (326)
 9/17 WR John Jefferson to Green Bay for 1982 1st (22) and 2nd, 1983 1st (20, Gary Anderson), 2nd in '82, '83 or '84, and WR Aundra Thompson
 9/30 WR Wes Chandler from New Orleans for WR Aundra Thompson, 1982 1st (22) (from Green Bay) and San Diego's 1982 3rd (76)
 10/2 DE Fred Dean to San Francisco for 1983 1st (5, Billy Ray Smith) and 2nd
 10/8 CB Allan Ellis from Chicago for 1982 5th (134)

1982
 1/27 LB David Lewis from Tampa Bay for 1982 3rd (83) (from San Francisco) and 1984 4th (107)

3/4 RB Ricky Bell from Tampa Bay for 1982 4th (103)
 3/29 LB Dewey Selmon from Tampa Bay for 1984 4th (89) (from San Francisco)
 4/27 S Tim Fox from New England for 1982 2nd (40) (from Green Bay) and 1983 3rd (80)
 5/26 S Bruce Laird from Baltimore for 1983 6th (161)
 5/28 LB Jeff Siemon from Minnesota for 1983 6th
 6/8 LB Bob Horn to San Francisco for 1983 8th (202, Earnest Jackson) and 1985 7th (196, Mark Fellows)
 7/13 S Pete Shaw to NY Giants for 1984 8th (199, Ray Woodard)
 8/31 T Jeff Williams to Chicago for 1983 12th (314, Billy Blalock)

1983
 4/20 CB Reuben Henderson from Chicago for 1983 4th (107) and 8th (219)
 4/22 1983 2nd (49) and 1983 2nd (from San Francisco) to San Francisco for 1983 1st (22, Gil Byrd) (from San Diego)

5/3 S Ken Greene from St. Louis for 1984 3rd (62) and 8th (201)
 7/11 C Bob Rush to Kansas City for 1985 3rd (69, John Hendy) and 1986 5th (118, Doug Landry)
 7/18 CB Jeff Allen to San Francisco for 1984 12th
 7/27 G Derrel Gofourth from Green Bay for 1984 12th (313)
 8/13 CB Mike Williams to Buffalo for WR Lou Piccone
 8/24 WR Roger Carr from Seattle for 1984 5th (125) (from Chicago) and 1985 5th (123)

1984
 2/13 DE Kenny Neil and DT Abdul Salaam from New York Jets for 1984 2nd (from Green Bay)

3/28 DT Louie Kelcher to San Francisco for 1984 8th (219, Bob Craighead), 12th (331, Paine Harper) and 1985 9th (252, Dan Remsberg)
 3/29 LB Brian Kelley from New York Giants for 1984 10th (257)
 4/30 RB Jewell Thomas from Kansas City for 1985 7th (180)
 5/3 G Walt Downing from San Francisco for 1986 12th
 5/29 RB James Brooks to Cincinnati for RB Pete Johnson
 7/24 RB Robert Alexander from Los Angeles Rams for 1985 11th
 8/10 T Billy Shields and 1985 3rd (66) to Minnesota for S John Turner
 8/15 P Dave Finzer to Chicago for 1985 12th (329, Bret Pearson)
 8/20 DE Ken Neil to San Francisco for 1985 5th
 9/10 RB Chuck Muncie to Miami for 1985 2nd (nullified - DNP physical)
 9/22 RB Pete Johnson to Miami for 1985 2nd (55, Jeff Dale) and rights to DL Dewey Forte
 9/29 DT Gary Johnson to San Francisco for 1986 5th (129, Donald Brown) and 11th (298, Drew Smetana)

1985
 3/27 QB Mark Herrmann from Indianapolis for 1986 10th (266)
 5/20 RB Mark Schellen from San Francisco for 1986 12th

7/20 RB Chuck Muncie to Minnesota for 1986 6th
 8/1 LB Vernon Maxwell from Indianapolis for 1986 5th (126)
 8/20 P Maury Buford to Chicago for 1986 12th (333, Mike Travis)
 8/30 CB Mossy Cade to Green Bay for 1986 1st (14) and 1987 5th (115, Nelson Jones)
 9/2 WR Bobby Duckworth to Los Angeles Rams for 1986 5th (133, Matt Johnson) and T Gary Kowalski
 9/2 RB Earnest Jackson to Philadelphia for 1986 4th (95, Ty Allert) and 1987 8th (204, Ron Brown)

1986
 4/29 1986 1st (14) and 2nd (44) (from Green Bay) to Minnesota for 1986 1st (8, Leslie O'Neal) and 3rd (67, Terry Unrein)
 5/13 WR Jesse Bendross to Tampa Bay for 1987 12th
 5/21 RB Mark Schellen to Houston for 1987 12th
 7/25 LB Thomas Benson from Atlanta for 1987 6th
 8/14 QB Ed Luther to Atlanta for LB Ronnie Washington and 1987 6th
 8/20 LB Andy Hawkins from Tampa Bay for 1987 6th (143)
 9/29 FS Venice Glenn from New England for 1987 5th (116)

1987
 4/27 WR Tim Smith from Houston for 1988 12th
 4/28 LB Chip Banks and 1987 1st (24, Rod Bernstein) and 2nd (53, Louis Brock) (from Cleveland for 1987 1st (5) and 2nd (32)

6/12 RB Buford Mcgee, 1988 2nd (45) and 1989 6th (148) to Los Angeles Rams for RB Barry Redden
 7/22 LB Tim Lucas from St. Louis for 1988 11th
 8/21 WR Bobby Johnson from New York Giants for 1988 10th (256)
 8/27 CB Wayne Davis to Buffalo for SS Martin Bayless
 9/1 WR Trumaine Johnson and 1988 7th (184) to Buffalo for LB David Brandon and 1988 4th (93, Stacy Searels)
 9/2 K Rolf Benirschke to Dallas for 1989 12th
 9/9 G-T Jeff Walker to Los Angeles Rams for 1988 11th (285, Ed Miller)
 10/13 LB James Johnson from San Francisco for past considerations

1988
 3/25 T Emil Slovacek to Denver for past considerations
 4/13 QB Mark Malone from Pittsburgh for 1988 8th (211)
 4/24 TE Pete Holohant to Los Angeles Rams for 1988 4th (91, Joe Campbell)
 4/24 1988 3rd (72) and 5th (125) to Houston for 1988 3rd (60, Quinn Early)
 4/26 QB Mark Herrmann to Indianapolis for 1989 11th
 4/28 DT Blaise Winter to Green Bay for past considerations
 6/2 WR Wes Chandler to San Francisco for C Fred Quillan - Chargers received 1989 7th (195, Terence Jones) and 1990 7th (193, Keith Collins) when Quillan DNR

6/29 Selection rights to WR Brian Bedford from Dallas for 1989 9th
 7/8 S Leonard Coleman from Indianapolis for 1990 12th (311)
 8/1 T Jim Layhey to Los Angeles Raiders for T John Clay, 1989 3rd and 1990 4th
 8/4 G-T Curtis Rouse to Atlanta for past considerations
 8/22 LB Thomas Benson to New England for 1989 7th (183, Marion Butts)
 10/11 RB Napoleon McCallum from Los Angeles Raiders for 1990 4th (89)

1989
 4/11 1989 3rd and 1990 4th to Los Angeles Raiders (past considerations)
 4/23 1989 3rd (64), 4th (93) and 7th (175) to New York Giants for 1989 2nd (51, Billy Joe Tolliver)
 4/24 1989 12th (316) to Washington for 1990 12th (326, Elliot Searcy)
 8/18 QB Al Mcmahon from Chicago for 1990 2nd (33)
 8/30 P Ralf Mojsiejenko to Washington for 1990 7th (187, Nate Lewis)
 9/4 RB Barry Redden to Cleveland for 1990 7th (185, Joe Staysniak)
 10/17 LB Chip Banks to Indianapolis for 1990 3rd (67, Walter Wilson)
 10/17 RB Darrin Nelson from Dallas for 1990 5th (116)

1990
 4/21 RB Gary Anderson to Tampa Bay for 1990 3rd (57, Jeff Mills) and 1991 2nd (39, Eric Beniermy)
 4/22 1991 3rd to Dallas for 1990 6th (138, John Friesz), New England's 1990 6th (163, Derrick Walker) and the New York Giants' 1990 6th (143, Frank Cornish)
 4/27 RB Napoleon McCallum to Los Angeles Raiders for 1991 11th
 5/4 WR Jamie Holland to Los Angeles Raiders for 1991 7th (192, Terry Beauford)
 8/28 P Keith English to Los Angeles Rams for 1991 10th (254, Roland Poles)
 8/29 G Mike Zandofsky from Phoenix for 1991 9th

1991
 4/21 1992 1st (5) to Washington for 1991 2nd (47, Eric Moten) and 1992 5th (140, Eric Jonassen)
 4/22 1991 11th (from Los Angeles Raiders) and 1992 4th (90) to New England for 1991 5th (127, Floyd Fields)
 8/23 DE Lee Williams to Houston for 1992 1st (23, Chris Mims) and WR Shawn Jefferson
 8/28 QB Billy Joe Tolliver to Atlanta for 1992 5th (131, Kevin Little)



Trade History, continued

1992

- 8/13 QB Stan Humphries from Washington for 1993 4th
- 8/26 LB Kevin Murphy from Tampa Bay for 1993 8th

1993

- 4/15 T Leo Goebes to Los Angeles Rams for 1993 4th
- 4/25 1993 2nd (48) and 1994 1st (15) to San Francisco for 1993 2nd (41, Natrone Means), 3rd (82), 4th (110) and 5th (138)
- 4/25 T Broderick Thompson to Philadelphia for 1993 4th (104)
- 4/25 1993 3rd (82) (from San Francisco) and 1993 4th (104) (from Philadelphia) to Tampa Bay for 1993 3rd (64, Joe Cocozzo)
- 4/25 1993 4th (110) (from San Francisco) and 5th (138) (from San Francisco) to New England for 1993 4th (99, Lew Bush) (from Green Bay)
- 4/26 1994 6th (175) to San Francisco for 1993 8th (222, Trent Green)

1994

- 3/4 CB Donald Frank to Cleveland for 1995 6th (197, Craig Whelihan)
- 3/18 WR Nate Lewis to Los Angeles Rams for 1995 6th (177, Troy Sienkiewicz)
- 3/24 1994 4th (107) to Arizona through Miami for WR Tony Martin
- 4/7 DE Burt Grossman to Philadelphia for 1995 6th (183, Brandon Harrison)
- 4/11 CB Marquez Pope to Los Angeles Rams for 1995 4th (104, Aaron Hayden)
- 4/25 RB Marion Butts and 1994 3rd (78) to New England for 1994 3rd (70, Andre Coleman) and 5th (137, Aaron Laing)
- 4/25 1995 4th (126) to Seattle for 1994 5th (150, Darren Krein)

1995

- 4/22 1995 1st (29) to Carolina for 1995 2nd (34, Terrance Shaw), 3rd (98, Preston Harrison) and 4th (100, Chris Cowart)
- 4/22 1996 1st (21) to Detroit for 1995 2nd (51, Terrell Fletcher)

1996

- 4/20 1997 1st (16) to Tampa Bay for 1996 2nd (41, Bryan Still)
- 4/21 1997 5th (146) to Pittsburgh for 1996 6th (192, Bryan Stoltenberg)

1997

- 4/20 1997 7th (215) and 1998 4th (95) to St. Louis for 1997 5th (138, Kenny Bynum)
- 4/20 1998 3rd (65) to Pittsburgh for 1997 5th (146, Paul Bradford) and 7th (218, Toran James)
- 7/2 1999 7th (214) to Pittsburgh for RB Eric Pegrum

1998

- 3/12 1998 1st (3) and 2nd (32), 1999 1st (8), WR Eric Metcalf and LB Patrick Sapp to Arizona for 1998 1st (2, Ryan Leaf)
- 4/18 2000 1st (13) to Tampa Bay for 1998 2nd (59, Mikhael Ricks)
- 6/3 WR Tony Martin to Atlanta for 1999 2nd (60, Jermaine Fazande)
- 6/8 DT Shawn Lee to Chicago for 1999 5th (141, Reginald Nelson)

1999

- 3/22 QB Jim Harbaugh from Baltimore for 2000 5th (148)
- 8/9 TE John Burke from New York Jets for 2001 conditional 7th

2000

- 4/16 2001 3rd (63) to Philadelphia for 2000 4th (111, Trevor Gaylor)
- 8/22 WR Nate Jacquet from Miami for 2001 6th (164)

2001

- 4/20 2001 1st (1) to Atlanta for 2001 1st (5, LaDainian Tomlinson) and 3rd (67, Tay Cody), 2002 2nd (48, Reche Caldwell) and WR Tim Dwight
- 4/22 2001 4th (96) to New England for 2001 4th (112, Carlos Polk) and 5th (139, Zeke Moreno)

2002

- 8/31 TE Steve Heiden to Cleveland for 2003 7th
- 9/1 WR Trevor Gaylor to Atlanta for 2004 7th (209, Shane Olivea)
- 10/12 G Kelvin Garmon from Dallas for 2003 7th (from Cleveland)

2003

- 4/16 LB Junior Seau to Miami for 2004 5th (154, Michael Turner)
- 4/26 2003 1st (15) to Philadelphia for 2003 1st (30, Sammy Davis) and 2nd (62, Terrence Kiel)

2004

- 3/15 WR David Boston to Miami for 2005 6th (177, Wes Sims) and CB Jamar Fletcher
- 4/24 QB Eli Manning to New York Giants for QB Philip Rivers, 2004 3rd (65, Nate Kaeding), 2005 1st (12, Shawne Merriman) and 5th (144)
- 6/9 T Roman Olsen from Tampa Bay for 2005 5th (144) (from New York Giants)
- 10/19 WR Keenan McCardell from Tampa Bay for 2005 3rd (91) and 6th (203)

2005

- 10/18 QB Cleo Lemon to Miami for 2006 6th (188, Kurt Smith) and QB A.J. Feeley
- 10/18 G Toniu Fonoti to Minnesota for 2006 7th (227, Jimmy Martin)

2006

- 4/13 CB Sammy Davis to San Francisco for WR Rashaun Woods
- 4/30 2006 4th (113) to St. Louis for TE Brandon Marumaleuna
- 9/19 2007 6th (204) to Tennessee for QB Billy Volek

2007

- 4/28 2007 2nd (62), 3rd (93), 5th (167) and 2008 3rd to Chicago for 2007 2nd (37, Eric Weddle)
- 10/16 WR Chris Chambers from Miami for 2008 2nd (57)

2008

- 4/27 2008 5th (160) and 2009 2nd (47) to New England for 2008 3rd (69, Jacob Hester)

2009

- 8/31 2010 6th (197) to Houston for DT Travis Johnson

2010

- 3/5 CB Antonio Cromartie to New York Jets for 2nd or 3rd in 2011 (conditional upon playing time)
- 3/18 QB Charlie Whitehurst and 2010 2nd (60) to Seattle for 2010 2nd (40) and 2011 3rd (TBD)
- 4/22 2010 1st (28), 2nd (40) (from Seattle), 4th (126) and LB Tim Dobbins to Miami for 2010 1st (12, Ryan Mathews), 4th (110, Darrell Stuckey) and 6th (173)
- 4/23 2010 3rd (91), 6th (173) (from Miami) and 2011 4th (TBD) to San Francisco for 2010 3rd (79, Donald Butler)
- 4/24 2010 5th (159) and 2011 5th (TBD) to Philadelphia for 2010 5th (146, Cam Thomas)



HISTORY OF THE CHARGERS UNIFORM

1960

The helmet was white with a gray facemask. It had a dark blue bolt and black numbers that were outlined in gold. The Chargers home jersey was Collegiate blue. It had white numbers on the front, back and sleeves outlined in gold. There was also a white strip on each shoulder that had a dark blue bolt outlined in gold. The Chargers road jersey was white. It had Collegiate blue numbers on the front, back and sleeves outlined in gold. There were white lightning bolts on the sleeves outlined in gold. There was also a Collegiate blue strip on each shoulder that had a white bolt outlined in gold. The pants were white and had a dark blue lightning bolt outlined in gold running down each leg. Owner Barron Hilton chose lightning bolts because he associated a "Charge" of lightning with a lightning bolt. He also liked the bolts that were on the helmets of the Air Force Academy football team, but wanted something slightly different, so he had the "Chargers Bolt" designed to be different and placed them on the uniforms.

1961-65

The bolt on the helmet, shoulders and pants is changed to gold. On the home jersey, helmet and pants, the bolt is outlined in blue and on the road jersey, it is outlined in white.

1966

The bolt on the helmet is changed to dark blue. The pants are changed to gold and they have a solid white stripe running down each leg, outlined in blue. The stripe replaces the lightning bolt.

1967

The gold bolt is placed back on the helmet with a blue outline. The home jersey is a darker shade of blue and has white numbers on the front, back and sleeves. There was also a white strip on each shoulder that had a gold lightning bolt. The road jersey had the darker blue numbers also on the front, back and sleeves. There was a blue strip on each shoulder with a gold lightning bolt. The lightning bolt is placed back on the pants. It's dark blue in color and outlined in white.

1968-71

The home jersey is changed to Powder blue with white numbers on the front, back and sleeves. There was a white strip on each shoulder that had a gold lightning bolt outlined in blue. The road jersey is still white with Powder blue numbers on the front back and sleeves. There is a Powder blue strip on each shoulder that had a gold lightning bolt outlined in white.

1972

The lightning bolt on the pants is again replaced by a solid white stripe running down each leg, outlined in Powder blue.

1973-78

The numbers on the home uniform are changed to gold and outlined in white. The numbers on the road uniform remain Powder blue and are outlined in gold.

1979-83

The helmet is changed to Navy blue with a gold facemask. It has a gold lightning bolt outlined in Navy blue and white. The primary jersey is white with Royal blue numbers outlined in white and gold. The secondary jersey is Royal blue. It features gold numbers on the front, back and sleeves outlined in blue and white. The lightning bolt is brought back to the pants. It is white with a Royal blue outline.



Chuck Allen – 1965



John Hadl – 1967



Dan Fouts – 1979



Gary Johnson – 1980



Wes Chandler – 1986



Stan Humphries – 1996



Junior Seau – 1998



LaDainian Tomlinson – 2005



Philip Rivers – 2007

1984

The white lightning bolt on the pants is placed inside a blue strip. A patch is worn on the front of the jersey celebrating the Silver Anniversary of the Chargers being an original American Football League franchise.

1985

The home jersey is changed to Navy blue. It has gold numbers on the front, back and sleeves outlined in Navy blue and white. There was a white strip on each shoulder that had a gold lightning bolt outlined in Navy blue. The road jersey is white. It has Navy blue numbers on the front, back and sleeves outlined in white and gold. There was a Navy blue strip on each shoulder that had a gold lightning bolt outlined in Navy blue and white. The strip on the pants is changed to Navy blue. The lightning bolt on the pants is gold with a Navy blue and white outline.

1986-87

The number on the front, back and sleeves of the home jersey is changed to white with a Navy blue and gold outline.

1988-89

The lightning bolt on the helmet is changed from gold to white. It features a Navy blue and gold outline. The facemask on the helmet is changed from gold to Navy blue. The white strip on the Navy blue home jersey is removed, leaving a white lightning bolt outlined in Navy blue and gold. The lightning bolt on the shoulders of the road jersey is changed to white with a Navy blue and gold outline. It remains on a Navy blue strip. The lightning bolt on the pants is removed and replaced with a Navy blue strip outlined in white and gold.

1990-91

The road pants are changed to Navy blue. They have a white stripe down each pant leg outlined in Navy blue and gold.

1992-06


The white lightning bolt is returned to the pants. On the home white pants, it is outlined in Navy blue and gold and is in a blue strip down each pant leg. On the road Navy blue pants, there is just a white lightning bolt outlined in Navy blue and gold down each pant leg. There is no strip on the road pants.

2007-10

The Chargers' new uniforms feature Navy blue jerseys and white pants for most home games, white jerseys and Navy pants for road games, and Powder blue jerseys with white pants for designated home games. On all the jerseys, the bolt has been moved down the sleeve, below the shoulder. The bolt is Gold and outlined in both powder blue and Navy. On the Navy and Powder blue jerseys, the bolt is in a white strip and on the white jerseys, the bolt is in a Navy blue strip. The numbers are now on the shoulder above the bolt. The front of all the jerseys have Chargers scripted across the front above the numbers and below the NFL shield. The team name, the numbers and the player's names all feature a new font. The home white pants feature a strip down the side of each pant leg with a curved bolt in a Navy strip to be worn with the Navy jerseys and a Powder blue strip to be worn with the Powder blue jerseys. The Navy pants feature the same bolt inside of a white strip down each pant leg. The helmet is changed to metallic-white that features a Gold bolt which is outlined in both Powder blue and Navy.



HEAD COACHES



Sid Gillman
1960-69, '71
Reg. 86-53-6 (.614)
Post. 1-4-0 (.200)



Charlie Waller
1969-1970
Reg. 9-7-3 (.553)



Harland Svare
1971-73
Reg. 7-17-2 (.308)



Ron Waller
1973
Reg. 1-5-0 (.167)



Tommy Prothro
1974-78
Reg. 21-39-0 (.350)



Don Coryell
1978-1986
Reg. 69-56-0 (.552)
Post. 3-4-0 (.429)



Al Saunders
1986-88
Reg. 17-22-0 (.436)



Dan Henning
1989-1991
Reg. 16-32-0 (.333)



Bobby Ross
1992-96
Reg. 47-33-0 (.588)
Post. 3-3-0 (.500)



Kevin Gilbride
1997-98
Reg. 6-16-0 (.273)



June Jones
1998
Reg. 3-7-0 (.300)



Mike Riley
1999-2001
Reg. 14-34-0 (.292)



Marty Schottenheimer
2002-06
Reg. 47-33 (.588)
Post. 0-2-0 (.000)



Norv Turner
2007-current
Reg. 32-16 (.667)
Post. 3-3 (.500)

ASSISTANT COACHES

Adolph, Dave	1985, 95-96	Bauer, Hank	1983-86	Bugel, Joe	1998-01
Alexander, DelVaughn	1999-00	Beightol, Larry	1989	Cameron, Cam	2002-06
Arnsperger, Bill	1992-94, 02	Bengtson, Phil	1971	Carmichael, Pete	2002-05
Baker, Brian	1996	Braden, Marv	1981-85	Cavanaugh, Mike	1997-98
Banker, Mark	1999-01	Bradley, Bill	2007-08	Chyyst, Geep	1999-00
Barone, Clancy	2007-08	Brewster, Tim	2002-04	Chyyst, Paul	1999-01
Bass, Tom	1964-67, 82-85	Brown, Greg	1995-96	Chudzinski, Rob	2005-06, 09-current



HISTORY



Clausen, Chuck	1991	Lofton, James	2002-07	Shaw, Willie	1994
Cochran, Red	1970	Lundy, Lamar	1971	Shelmon, Clarence	2002-current
Coley, Max	1977	Lynn, Ron	1986-91	Sheppard, Mike	1997-98
Cottrell, Ted	2007-08	Macdermott, Bill	1997-98	Shively, Doug	1984
Coury, Dick	1975	Madden, Joe	1989	Simon, Matt	2007
Croom, Sylvester	1992-96	Madro, Joe	1960-71	Simpson, Jackie	1967-71, 1974-80
Crosby, Steve	2002-current	Manusky, Greg	2002-06	Slater, Birt	1981-83
Crow, John	1974-75	Mauck, Carl	1992-95, 2005	Smith, Jerry	1977-83
Cunningham, Gunther	1985-90	McClave, Andrew	2000-01	Stephens, Vernon	2007-current
Davis, Al	1960-62	McDaniel, LeCharls	1990-91	Stewart, Brian	2004-06
DeLeone, George	1997	McKittrick, Bobb	1974-78	Sullivan, Jerry	1992-96
Dickenson, Craig	2000-01	Misciagna, John	1992-96	Sullivan, Mike	2009-current
Dishman, Cris	2009-current	Mora, (Jr.) Jim	1986-91	Taylor, Bones	1963
Dixon, Tyrone	1997	Mudd, Howard	1974-76	Theder, Roger	1987
Dunn, John	1990-96	Murphy, Dennis	1994-96	Thomas, Johnny	1998-99
Durden, Earnel	1974-86	Nicolau, Nick	1997-98	Tollner, Ted	1989-91
Dickson, George	1972-75	Noll, Chuck	1960-65	Turner, Norv	2001
Falks, Frank	1994-96	Novak, Frank	1997-98	Tyne, Phil	1978-88
Faulkner, Jack	1961-62	Nunnely, Wayne	1997-08	Vechiarella, Jim	1997-01
Feldman, Rudy	1974-77	O'Leary, George	1992-93	Wagstaff, Jim	1981-85
Fox, John	1992-93	Pagano, John	2002-current	Walsh, Bill	1976
Friedgen, Ralph	1992-96	Painter, Dwain	1994-96	Wampfler, Jerry	1988
Gibbs, Alex	1990-91	Pardee, Jack	1981	Weaver, Larrye	1977-82
Gibbs, Joe	1979-80	Pascale, Joe	1997-02	Weber, Chuck	1968-69, 1982-85
Gregg, Forrest	1972-73	Pasquale, Larry	1990-91	White, Ed	1986-87, 1989-91
Hackett, Walt	1962-66	Perkins, Ray	1978	Wilks, Steven	2009-current
Halachuk, Mike	1986-91	Perry, Rod	1997-01	Williams, Greg	2009-current
Hanifan, Jim	1979	Phillips, Bum	1967-71	Wilson, Ollie	1997-01, 2008-current
Hastings, John	1997-01	Phillips, Jim	1968-71	Wood, Willie	1972-74
Henry, John "Jack"	1996, 2006-08	Phillips, Wade	2004-06	Wuehrmann, John	2003-06
Herring, Hal	1970	Priefer, Chuck	1992-96	Yowarsky, Walt	1972-73
Hodgson, Pat	1978	Ramsdell, John	2006-current	Zarpese, Ernie	1976, 1979-86
Holmes, Jerry	2002-03	Read, Bruce	1999-01		
Houck, Hudson	2002-04	Redding, Dave	2002-06		
Hunter, Hal	2006-current	Redman, Rick	1972-73		
Hurd, Jeff	2007-current	Reilly, Jack	1990-92		
Jackson, Bobby	1987-91	Rhyme, Jerry	1988		
Johnson, Don	2009-current	Rivera, Ron	2007-current		
Johnson, Mike	2000-01	Ross, Kevin	2007-08		
Johnston, Harry	1966-67	Sanford, Mike	1999-01		
Joiner, Charlie	1987-91, 2008-current	Saunders, Al	1983-86		
Jones, June	1998	Schiotz, Matt	2002-06		
Lempa, Kevin	1997-99	Schnelker, Bob	1972-73		
Lavy, Dave	1980-88	Schottenheimer, Brian	2002-05		
Lindsey, Dale	1992-96, 2002-03	Sevier, Wayne	1979-80, 1987-88, 1998		

ALL-TIME ROSTER

A		Baccaglio, Martin, DE, San Jose St.	1968	Bennett, Monte, DE, Kansas	1987
Abbott, Vince, Cal State Fullerton	1987-88	Bacon, Coy, DE, Jackson State	1973-75	Bennett, Roy, CB, Jackson State	1988-89
Ackerman, Rich, DE, Memphis	1982-84	Bahr, Chris, K, Penn State	1989	Benson, Mitchell, DT, Texas Christian	1991
Adams, Curtis, RB, Central Michigan	1985-88	Baker, John, LB, Mississippi State	1967	Benson, Thomas, ILB, Oklahoma	1986-87
Agajanian, Ben, K, New Mexico	1960-61, 1964	Baker, Mel, WR, Texas Southern	1975	Bernstine, Rod, TE-RB, Texas A&M	1987-92
Aiu, Charles, G, Hawaii	1976-78	Baker, Tony, RB, Iowa State	1975	Berry, Ed, CB, Utah State	1987
Akin, Harold, T, Oklahoma State	1967-68	Baldwin, Keith, DE, Texas A&M	1977-87	Berry, Reggie, G, Long Beach State	1972-74
Aldridge, Lionel, DE, Utah State	1972-73	Ball, Dave, DE, UCLA	2004-05	Berti, Tony, T, Colorado	1995-97
Ale, Arnold, LB, UCLA	1996	Ball, Jason, C, New Hampshire	2002-04	Bethune, Bob, S, Mississippi State	1962
Alexander, Stephen, TE, Oklahoma	2002-03	Banks, Chip, OLB, Southern California	1987	Biernemy, Eric, RB, Colorado	1991-94
Allen, Anthony, WR, Washington	1989	Bansavage, Al, G, Southern California	1960	Billingsley, Ron, DT, Wyoming	1967-70
Allen, Chuck, LB, Washington	1961-69	Barnes, Ernie, G, No. Carolina Central	1960-62	Bingham, Craig, OLB, Syracuse	1985
Allen, Jeff, CB, California-Davis	1982	Barnes, Johnnie, WR, Hampton, Va.	1992-94	Bingham, Ryan, DT, Nebraska	2005-08
Allert, Ty, ILB, Texas	1986-87	Barnes, Lawrence, RB, Tennessee St.	1977-78	Binn, David, TE, California	1994-09
Allison, Jim, RB, San Diego State	1965-68	Barnes, Pete, LB, Southern, La.	1970-72	Bird, Steve, WR, Eastern Kentucky	1984
Alworth, Lance, FL, Arkansas	1962-70	Barrie, Sebastian, DT, Liberty	1995	Blair, George, K, Mississippi	1961-64
Anderson, Anthony, S, Grambling	1987	Barry, Al, G, Southern California	1960	Blaylock, Tony, CB, Winston-Salem St.	1991
Anderson, Gary, RB, Arkansas	1985-88	Batteaux, Patrick, WR, Texas Christian	2001	Boatright, Bon, DT, Oklahoma State	1974
Anderson, Ralph, TE, Cal State-LA	1960	Battle, Tra, S, Georgia	2008	Bobo, Hubert, LB, Ohio State	1960
Anderson, Rickey, RB, So. Carolina St.	1978	Bauer, Hank, RB, Cal-Lutheran	1977-82	Bogle, Phil, G, New Haven	2003
Andrews, Billy, LB, SE Louisiana	1974	Bayless, Martin, S, Bowling Green	1987-91	Bonner, Glen, RB, Washington	1974-75
Andrews, John, TE, Indiana	1972	Beauchamp, Joe, CB, Iowa State	1966-75	Boone, Alfonso, DE, Mt. San Antonio	2009
Anno, Sam, LS, Southern California	1992-93	Beaudoin, Doug, S, Minnesota	1981	Bordelon, Ben, G, Louisiana State	1997
Anthony, Charles, LB, Southern California	1974	Beckett, Rogers, S, Marshall	2000-02	Boston, David, WR, Ohio State	2003
Appleton, Scott, DT, Texas	1967-68	Beirne, Jim, WR, Purdue	1973-74	Botchan, Ron, LB, Occidental	1960
Applewhite, Antwan, LB, San Diego St.	2008-09	Bell, Eddie, WR, Idaho State	1976	Bouie, Kevin, RB, Mississippi	1996
Archer, David, QB, Iowa State	1989	Bell, Ricky, RB, Southern California	1982	Bradford, Paul, CB, Portland State	1997
Atkins, Dave, RB, Texas-El Paso	1975	Bellotti, George, G, Southern California	1961	Bradford, Carlos, LB, Wake Forest	1981-85
Audick, Dan, G, Hawaii	1978-80	Bendross, Jesse, WR, Alabama	1984-85	Bradley, Chuck, TE, Oregon	1975-76
		Benirschke, Rolf, K, California-Davis	1977-86	Bradley, Freddie, RB, Sonoma State	1996
		Bennett, Darren, P, No. College	1995-03	Brady, Jeff, LB, Kentucky	1993
		Bennett, Michael, RB, Wisconsin	2008-09	Brandon, David, OLB, Memphis	1987-89, 1995

B		Babich, Bob, LB, Miami, Ohio	1970-72
----------	--	------------------------------	---------



Fox, Tim, S, Ohio State	1982-84
Fox, Vernon, SS, Fresno State	2002-03
Frank, Donald, CB, Winston-Salem St.	1990-93
Frazier, Wayne, C, Auburn	1962
Frazier, Willie, TE, Arkansas-Pine Bluff	1966-70
Freitas, Jesse, QB, San Diego State	1974-75
Friesz, John, QB, Idaho	1990-91, 93
Fritsch, Toni, K, No College	1976
Fuller, James, S, Portland State	1992-93
Fuller, Joe, CB, Northern Iowa	1990
Fuller, Mike, S, Auburn	1975-80
Fuller, William, DE, North Carolina	1997-98

G

Gaffney, Jeff, K, Virginia	1987
Agliano, Bob, QB, Utah State	1991-92
Gater, Tony, WR-KR, Miami, Fla.	1998
Gambol, Chris, T, Iowa	1988
Gannon, Chris, TE, SW Louisiana	1989
Garay, Antonio, DT, Boston College	2009
Gardner, Carvel, FB, Louisville	1997
Garmon, Kelwin, G, Baylor	2002-03
Garnet, Bob, CB, Fresno State	1960
Garner, Scott, TT, Washington	1985
Garrett, Mike, RB, Southern California	1970-73
Garrison, Gary, SE, San Diego State	1966-76
Gates, Antonio, TE, Kent State	2003-09
Gay, Blenda, DE, Fayetteville State	1974
Gayle, Shaun, SS, Ohio State	1995
Gaylor, Trevor, WR, Miami, Ohio	2001
Gbaja-Biamila, Akbar, LB, San Diego State	2006
Gerela, Roy, K, New Mexico	1979
Gersbach, Carl, LB, West Chester	1973-74
Gibson, Claude, CB, No. Carolina St.	1961-62
Gibson, Dennis, LB, Iowa State	1994-95
Gillett, Gale, QB, California	1994-95
Gillett, Fred, LB, Cal State-Los Angeles	1962
Gillette, Walker, WR, Richmond	1970-71
Gilliam, Dondre, WR, Millersville, Pa.	2002-03
Gissinger, Andrew, T, Syracuse	1982-84
Glen, Vencie, FS, Indiana State	1986-90
Glick, Gary, S, Colorado State	1963
God, Art, LB, Pittsburgh	1960
Goff, Randall, LB, Georgia	2004-06
Goetz, Leo, T, Hawaii	1990-92
Goebel, Joe, C, UCLA	1987
Goff, Mike, G, Iowa	2004-08
Goff, Willard, DE, West Texas State	1987
Goufourth, Drell, G, Oklahoma St.	1983-84
Gogan, Kevin, G, Washington	2000
Good, Tom, LB, Marshall	1966
Goode, Don, LB, Kansas	1974-79
Goodspeed, Joey, FB, Notre Dame	2002
Gordon, Cleis, CB, Jackson State	2006-08
Gordon, Darrien, CB, Stanford	1993-96
Gordon, Dick, WR, Michigan State	1974
Gordon, Dwayne, LB, New Hampshire	1995-96
Gordon, Ira, T, Kansas State	1970-75
Gouveia, Kurt, LB, Brigham Young	1996-98
Graham, DeMingo, G, Hofstra	1999-01
Graham, Jeff, WR, Ohio State	1999-01
Graham, Kenny, S, Washington St.	1964-69
Graham, Tom, LB, Oregon	1975-77
Grannell, Dave, TE, Arizona State	1974
Grant, Wes, DE, UCLA	1971
Grayson, David, Jr., LB, Fresno State	1991
Green, Mike, LB, Oklahoma State	1983-85
Green, Tyrone, G, Auburn	2009
Greene, Ken, S, Washington St.	1983-84
Greene, Tom, QB, Holy Cross	1961
Gregor, Bob, S, Washington State	1981-84
Gregory, Steve, CB, Syracuse	2006-09
Grennan, Keith, DE, Eastern Washington	2008
Griffin, Jim, DT, Grambling	1966-67
Griggs, David, OLB, Virginia	1994
Grigg, George, DT, Auburn	1963-67
Grossman, Burt, DE, Pittsburgh	1989-93
Grunstein, Sam, C, Villanova	1962-72
Guendling, Mike, OLB, Northwestern	1985
Guthrie, Keith, NT, Texas A&M	1984

H

Hadl, John, QB, Kansas	1962-72
Hagood, Rickey, NT, South Carolina	1984

Hall, Courtney, C, Rice	1989-96
Hall, Delton, S, Clemson	1992
Hallen, Bob, G, Kent State	2002-05
Hamilton, Michael, LB, No. Carolina A&T	1997-99
Hand, Norman, DT, Mississippi	1997-99
Hand, Omari, DE, Tennessee	2003
Harbaugh, Jim, QB, Michigan	1999-00
Hardaway, Milton, T, Oklahoma State	1978
Harden, Cedric, DE, Florida A&M	1999
Hardison, Dee, DE, North Carolina	1986-87
Hardwick, Nick, C, Purdue	2004-09
Hardy, Kevin, DT, Notre Dame	1971-72
Harron, Ronnie, RB, Iowa	1990-95
Harper, Dwayne, CB, So. Carolina St.	1994-98
Harrington, LaRue, RB, Norfolk State	1980
Harris, Dick, CB, McNeese State	1960-65
Harris, Derrick, FB, Miami, Fla.	2001
Harris, James, QB, Grambling	1977-81
Harris, Marques, LB, Southern Utah	2005-09
Harris, Walter, S, Stanford	1987
Harrison, Lloyd, CB, No. Carolina St.	2001
Harrison, Rodney, S, Western Illinois	1994-02
Hart, Clinton, S, Central Florida CC	2004-09
Hartley, Frank, TE, Illinois	1997-98
Harvey, Richard, LB, Tulane	2000
Haskins, Jon, LB, Stanford	1998
Hatcher, Armon, S, Oregon State	2000
Hawkins, Andy, OLB, Texas A&I	1986-87
Hayden, Aaron, RB, Tennessee	1995-96
Hayes, Luther, SE, Southern California	1961
Hayes, Tom, CB, San Diego State	1976
Heiden, Steve, TE, So. Dakota St.	1999-01
Henderson, Reuben, CB, San Diego St.	1983-84
Henderson, Wyatt, CB, Fresno State	1981
Hendrickson, Steve, HB-LB, California	1990-94
Hendrix, David, S, Georgia Tech	1995-97
Hendry, John, QB, Long Beach State	1985
Henning, Dan, QB, William & Mary	1966
Herrmann, Mark, QB, Purdue	1985-87
Hester, Jacob, RB-FB, Louisiana State	2008-09
Hill, Eric, LB, Louisiana State	1999
Hill, Jim, S, Texas A&I	1969-71
Hinkle, George, DT, Arizona	1988-91
Hoey, George, CB, Michigan	1974
Holecek, John, LB, Illinois	2001
Holiday, Ron, WR, Pittsburgh	1973
Holland, James, WR, Ohio State	1987-89
Holmes, Robert, RB, Southern, La.	1973
Holohan, Pete, TE, Notre Dame	1981-87
Holt, Harry, TE, Arizona	1987
Holt, James, LB, Kansas	2009
Hoopess, Mitch, P, Arizona	1976
Hoppes, Darrell, CB, Southern California	1987
Horn, Bob, MLB, Oregon State	1976-81
Horn, Don, QB, San Diego State	1974
Horton, Bob, LB, Boston University	1964-65
House, Kevin, CB, South Carolina	2002-03
Houston, Bobby, LB, No. Carolina St.	1997
Howard, Bob, CB, San Diego State	1967-74
Howard, Joey, T, Tennessee	1989
Hubbert, Brad, RB, Arizona	1967-70
Hudson, Bill, DT, Clemson	1961-62
Hudson, Mike, S, Oklahoma State	1987
Hudson, Richard, T, Memphis	1962
Huey, Gene, WR, Wyoming	1963
Hughes, Dante, CB, California	2009
Humiston, Mike, ILB, Weber State	1987
Humphrey, Deon, LB, Florida St.	2000-01
Humphries, Stan, QB, NE Louisiana	1992-97
Hunter, Daniel, CB, Henderson St.	1986-87
Hutcherson, Ken, LB, Livingston, Ala.	1975

I-J

Ilesic, Hank, P, No College	1989
Jackson, Bernard, CB, Washington St.	1980
Jackson, Bob, FB, New Mexico St.	1962-63
Jackson, Earnest, RB, Texas A&M	1983-84
Jackson, Greg, S, Louisiana State	1997-00
Jackson, Jeff, LB, Auburn	1987-88
Jackson, John, OL, Eastern Kentucky	1998-99
Jackson, Vincent, WR, No. Colorado	2005-09
Jacox, Kendyl, OL, Kansas State	1998-01
Jaquet, Nate, WR-PR, San Diego St.	2000
James, Lionel, RB-KR, Auburn	1984-88

James, Toran, LB, No. Carolina A&T	1997
Jammer, Quentin, CB, Texas	2002-09
Jefferson, John, WR, Arizona St.	1978-80
Jefferson, Shawn, WR, Central Florida	1991-95
Jeffrey, Neal, QB, Baylor	1976
Jenkins, DeRon, CB, Tennessee	2000
Jenkins, Keyvan, RB, Nevada-Las Vegas	1987
Jenkins, Romney, RB-KR, No. Arizona	2000-02
Jodat, Jim, RB, Carthage, Wis.	1982-83
Johnson, AJ, CB, SW Texas State	1995
Johnson, Gary, DT, Grambling	1975-84
Johnson, James, LB, San Diego State	1987
Johnson, Leon, RB, North Carolina	2003
Johnson, Pete, FB, Ohio State	1984
Johnson, Raylee, DE, Arkansas	1993-99, 01-03
Johnson, Travis, DT, Florida State	2009
Johnson, Truaine, WR, Grambling	1985-86
Joiner, Charlie, WR, Grambling	1976-86
Jonassen, Eric, T, Bloomsburg, Pa.	1993-94
Jones, Anthony, TE, Wichita State	1988
Jones, Charlie, WR, Fresno State	1996-99
Jones, Clint, RB, Michigan State	1973
Jones, Curtis, G, Missouri	1968
Jones, Freddie, TE, North Carolina	1997-01
Jones, Deacon, DE, So. Carolina St.	1972-73
Jones, Harris, G, Johnson C. Smith	1971
Jones, Leroy, DE, Norfolk State	1976-83
Jones, Ray, CB, Southern, La.	1972
Jones, Reggie, WR, Louisiana State	2000-01
Jordan, Leander, T, Indiana, Pa.	2004-05
Jue, Bhawoh, FS, Penn State	2005-06

K

Kaeding, Nate, K, Iowa	2004-09
Karas, Emil, LB, Dayton	1960-64, 1966
Kay, Bill, CB, Purdue	1984
Keathley, Michael, G, Texas Christian	2001-03
Keckin, Val, QB, Southern Mississippi	1962
Kelcher, Louie, DT, So. Methodist	1975-83
Kelley, Mike, QB, Georgia Tech	1987
Kemp, Jack, QB, Occidental	1960-62
Kempinski, Charles, G, Mississippi	1960
Keys, Tyrone, DE, Mississippi State	1988
Kidd, John, P, Northwestern	1990-94
Kiel, Terrence, S, Texas A&M	2003-06
Kinderman, Keith, RB, Florida State	1963-64
King, Howard, DE, Cal State-LA	1965-67
King, David, CB, Auburn	1985
King, Linden, LB, Colorado State	1978-85
Kirk, Randy, LB, San Diego State	1987-88, 91
Kirner, Gary, T, Southern California	1964-69
Klein, Bob, TE, Southern California	1977-80
Klotz, Jack, DT, Penn Military	1962
Kocourek, Dave, TE, Wisconsin	1960-65
Kompara, John, DT, South Carolina	1960
Kowalski, Gary, T, Boston College	1985-88
Kramer, Erik, QB, No. Carolina St.	1999
Krause, Ryan, TE, Nebraska-Omaha	2004-05

L

Lachey, Jim, T, Ohio State	1985-87
Ladd, Ernie, DT, Grambling	1961-65
Laing, Aaron, TE, New Mexico State	1994
Laird, Bruce, S, American Intl. (Mass.)	1982-83
Lane, Bob, LB, Baylor	1963-64
Laraba, Bob, QB-LB, Texas Western	1960-61
Lasavik, Jim, MLB, Penn State	1978, 80-81
Lassiter, Kwamie, S, Kansas	2003
Laufen, Paul, C, Pacific	1966-68
Laufenberg, Babe, QB, Indiana	1985, 1988
Layne, George, FB, Texas Christian	2004
Lazetich, Pete, LB, Stanford	1972-74
Leaf, Ryan, QB, Washington State	1998-00
Leber, Ben, LB, Kansas State	2002-05
Lee, John, DT, Nebraska	1976-80
Lee, Lloyd, S, Dartmouth	1998
Lee, Mike, LB, Nevada-Las Vegas	1974
Lee, Shawn, DT, North Alabama	1992-97
Lekkerkerker, Cory, T, California-Davis	2006
Lenkaitis, Bill, G, Penn State	1968-70
Leonard, Jim, G, Santa Clara	1985-86
LeVerette, Otis, DE, Ala.-Birmingham	2003
Lewis, Jerry, WR, So. Methodist	1971-74
Lewis, Darryll, CB, Arizona	1999-00



SAN DIEGO CHARGERS

All-Time Roster, continued

Lewis, David, LB, Southern California	1982	Miller, Brett, T, Iowa	1989	Patten, Joel, T, Duke	1989-90		
Lewis, Nate, WR, Oregon Tech	1990-93	Miller, Doug, LB, So. Dakota St.	1993-94	Patterson, Elvis, CB, Kansas	1987-89		
Lewis, Terry, CB, Michigan State	1985	Miller, Les, DE, Fort Hays St.	1987-90, 94	Pattilo, Darrell, CB-S, Long Beach St.	1983		
Lilly, Sam, CB, Georgia Tech	1990	Miller, Pat, LB, Florida	1987-88	Peelle, Justin, TE, Oregon	2002-05		
Lincoln, Keith, RB, Washington St.	1961-66, 68	Miller, Paul, DT, Louisiana State	1962	Pegam, Eric, RB, North Texas	1997		
Little, Larry, G, Bethune-Cookman	1967-68	Milligan, Hanrik, S, Houston	2004-05	Penn, Chris, WR, Tulsa	1999		
Loewen, Chuck, G-T, So. Dakota St.	1980-82, 84	Mills, Jeff, LB, Nebraska	1990	Perretta, Ralph, G, Purdue	1975-80		
London, Mike, LB, Wisconsin	1966	Mills, Jim, G-T, Idaho	1996-97	Perry, Jason, S, No. Carolina St.	1999-01		
Longley, Clint, QB, Abilene Christian	1976	Mims, Chris, DE, Tennessee	1992-96, 98-99	Perry, Scott, CB, Williams, Mass.	1980		
Lott, Andre, S, Tennessee	2006	Mitchell, Ed, G, Southern, La.	1965-66	Peters, Volney, DT, Southern California	1960		
Loud, Rommie, LB, UCLA	1960	Mitchell, Lydell, RB, Penn State	1978-79	Petrich, Bob, DE, W. Texas State	1963-66		
Lowe, Paul, RB, Oregon State	1960-68	Mitchell, Shannon, TE, Georgia	1994-97	Pettitt, Duane, DE, San Diego State	1987		
Lowie, Woodrow, LB, Alabama	1976-86	Mitinger, Bob, LB, Penn State	1963-66, 68	Philo, Todd, QB, Syracuse	1997		
Luther, Ed, QB, San Jose State	1980-84	Mix, Ron, T, Southern California	1960-69	Phillips, Irvin, CB, Arkansas Tech	1981		
Lyle, Keith, FS, Virginia	2002	Moffett, Tim, WR, Mississippi	1987	Phillips, Joe, DE, So. Methodist	1987-91		
Lyles, Lester, SS, Virginia	1989-90	Mohring, Michael, DT, Pittsburgh	1997-01	Phillips, Shaun, LB, Purdue	2004-09		
M						Pinnock, Andrew, FB, So. Carolina	2003-07
Macek, Don, C, Boston College	1976-89	Mojisienko, Ralf, P-K, Michigan St.	1985-88	Pippens, Jerrrell, S, Nebraska	2004-05		
Mack, Cedric, CB, Baylor	1991	Molden, Alex, CB, Oregon	2001-02	Plummer, Gary, ILB, California	1986-93		
Mackey, John, TE, Syracuse	1972	Montgomery, Mike, RB, Kansas State	1971	Plummer, Dave, WR, Fresno State	1966		
MacKinnon, Jacques, TE, Colgate	1961-69	Montreuil, Mark, CB, Concordia, Quebec	1995-97	Plunkett, Sherman, T, Mid-East Shore	1961-62		
Maquire, Paul, LB-K, The Citadel	1960-63	Mooney, Mike, T, Georgia Tech	1993	Polk, Carlos, LB, Nebraska	2001-04, 06-07		
Mahalik, Drew, LB, Notre Dame	1975	Moore, Fred, DT, Memphis	1964-66	Pollard, Robert, DE, Texas Christian	2004		
Malone, Mark, QB, Arizona State	1988	Moore, Mack, DE, Texas A&M	1986	Pope, Marquize, DB, Fresno State	1992-93		
Manumaleuna, Brandon, TE, Arizona	2006-09	Moreno, Moses, QB, Colorado St.	1999-00	Post, Dick, RB, Houston	1967-70		
Markovich, Mark, C, Penn State	1975	Moreno, Zeke, LB, So. California	2001-04	Powell, Jeff, RB, Tennessee	1987		
Marsh, Frank, CB, Oregon State	1967	Morris, Mickey, RB, West Texas St.	1976	Preston, Ray, LB, Syracuse	1976-84		
Martin, Blanche, RB, Michigan State	1960	Morris, Wayne, RB, So. Methodist	1984	Price, Marcus, T, Louisiana State	1997-98		
Martin, David, CB, Villanova	1986	Moss, Roland, TE, Toledo	1970	Price, Shawn, DT, Pacific	2002		
Martin, Larry, DT, San Diego State	1966	Moten, Eric, G-T, Michigan St.	1991-93, 95, 96	Price, Stacey, LB, Arkansas State	1987		
Martin, Tony, WR, Mesa, Colo.	1994-97	Mruzcoski, Scott, C, Bowling Green	2005-09	Pringley, Mike, DE, North Carolina	2000		
Martin, Vaughn, DE, Western Ontario	2009	Muhammad, Calvin, WR, Texas Southern	1987	Print, Bob, LB, Dayton	1967-68		
Marve, Eugene, LB, Saginaw Valley St.	1992	Munice, Chuck, RB, California	1980-84	Prokop, Joe, P, Cal Poly-Pomona	1987		
Mathison, Bruce, QB, Nebraska	1983-84, 86	Munson, Bill, QB, Utah State	1977	Protz, Jack, LB, Syracuse	1970		
Matsos, Archie, LB, Michigan State	1966	Murphy, Kevin, LB, Oklahoma	1992	Pupunu, Alfred, TE-HB, Weber St.	1992-97, 99		
Matthews, Bo, RB, Colorado	1974-79	Myrtle, Chip, LB, Maryland	1974	N			
Mattos, Grant, WR, Southern California	2003	N		Q-R			
Mauch, Carl, C, Southern Illinois	1971-74	Naanee, Legedu, TE-WR, Boise St.	2007-09	Queen, Jeff, RB, Morgan State	1969-71		
May, Deems, TE, North Carolina	1992-96	Neal, Lorenzo, FB, Fresno State	2003-07	Raab, Marc, LS, Southern California	1998		
May, Mark, G-T, Pittsburgh	1991	Nelson, Darin, RB, Stanford	1989-90	Rachal, Latario, WR, Fresno State	1997-98		
Mays, Jerry, RB, Georgia Tech	1990	Nelson, Derrick, LB, Nebraska	1983-86	Ray, Eddie, RB, Louisiana State	1971		
McCall, Ron, LB, Weber State	1967-68	Nelson, Reginald, G-T, McNeese St.	1999	Raymer, Cory, C, Wisconsin	2002-03		
McCardell, Keenan, WR, Nevada-LV	2004-06	Nery, Ron, DE, Kansas State	1960-62	Rayner, Dave, K, Michigan State	2007		
McClard, Bill, K, Arkansas	1972	Neuheisel, Rick, QB, UCLA	1987	Redden, Barry, RB, Richmond	1987-88		
McClendon, Skip, DE, Arizona State	1991	Newberry, Jeremy, C, California	2008	Redman, Rick, LB, Washington	1965-73		
McCoy, Lloyd, G, San Diego State	1966	Newell, Steve, WR, Long Beach St.	1967	Reed, Robert, WR, Lambuth	1999		
McConkey, Phil, WR-PR, Navy	1989	Nix, Doyle, CB, Southern Methodist	1960	Reese, Don, DE, Jackson State	1981		
McCrary, Fred, FB, Mississippi State	1999-02	Norman, Dennis, C		Reeves, John, LB, Purdue	1999-00		
McCrary, Gregg, TE, Clark, Ga.	1978-80	Norman, Josh, TE, Oklahoma	2002-03	Reeves, Walter, TE, Auburn	1996		
McCree, Marlon, S, Kentucky	2006-07	Norman, Patti, TE, Johnson C. Smith	1971-73	Rentz, Larry, CB, Florida	1969		
McDonald, Dwight, WR, San Diego St.	1975-78	Norris, Trusse, WR, UCLA	1960	Revez, Fard, K, Tennessee	1990		
McDougall, Gerry, RB, UCLA	1962-64, 68	Norton, Don, WR, Iowa	1960-66	Riacho, Benny, K, San Diego State	1984		
McEwen, Craig, HB, Utah	1989-91	Nowak, Gary, T, Michigan State	1971	Rice, Andy, DT, Texas Southern	1970-71		
McGarrahan, Scott, S, New Mexico	2005	Nwagbuo, Ogemdi, DE, Michigan State	2009	Rice, Floyd, LB, Alcorn A&M	1973-75		
McGee, Buford, RB, Mississippi	1984-86	O		Richard, Stanley, FS, Texas	1991-94		
McGee, Carl, LB, Duke	1980	O'Bard, Ron, CB, Brigham Young	1985	Richards, David, T, UCLA	1988-92		
McGee, Willie, CB, Alcorn A&M	1973	Oben, Roman, T, Louisville	2004-07	Ricks, Wade, K, Louisiana State	2001-02		
McIntosh, Damon, T, Kansas State	2000-03	Okanlawon, Tony, CB, Maryland	2003	Ricks, Mikhail, WR, Stephen F. Austin	1998-00		
McKenzie, Raleigh, OL, Tennessee	1997-98	Olander, Cliff, QB, New Mexico St.	1977-79	Ridge, Houston, DT, San Diego State	1966-69		
McKinney, Brandon, DT, Michigan St.	2006-07	Oliva, Shane, T, Ohio State	2004-07	Rivers, Philip, QB, No. Carolina State	2004-09		
McKnight, Dennis, G-C, Drake	1982-88	Oliver, Jimmy, WR, Texas Christian	1995	Roberson, Bo, WR, Cornell	1961		
McMahon, Jim, QB, Brigham Young	1989	Oliver, Paul, S, Georgia	2008-09	Roberts, George, P, Virginia Tech	1981		
McNeil, Charlie, CB, Compton JC	1960-64	Olshansky, Leslie, DE, Oregon	2004-08	Robinson, Dereck, DE, Iowa	2005-06		
McNeil, Ryan, CB, Miami, Fla.	2001-02	O'Neal, Leslie, DE, Oklahoma St.	1986, 1988-95	Robinson, Fred, DE, Miami, Fla.	1984-86		
McNeil, Marcus, T, Auburn	2006-09	Orlando, Bo, FS, West Virginia	1995	Robinson, Gerald, DE, Auburn	1989-90		
McPherson, Miles, S, New Haven	1982-85	Orr, Terry, HB, Texas	1990	Robinson, Jerry, WR, Grambling	1962-64		
Means, Natrone, RB, No. Carolina	1993-95, 98-99	Osby, Vince, LB, Illinois	1984-85	Roche, Brian, TE, San Jose State	1996-97		
Merriman, Shawne, LB, Maryland	2005-09	Osgood, Kassim, WR, San Diego St.	2003-09	Rockford, Jim, CB, Oklahoma	1985		
Mendez, Mario, WR, San Diego State	1964	Owens, Artie, WR, West Virginia	1976-79	Rodenhauer, Mark, C, Illinois St.	1990-91		
Mercer, Mike, K, Northern Arizona	1970	Owens, Joe, DE, Alcorn A&M	1970	Rodgers, Johnny, WR-RB, Nebraska	1977-78		
Metcalf, Eric, WR-KR, Texas	1997	Owens, Terry, T, Jacksonville St., Ala.	1966-75	Rogers, Don, C, South Carolina	1960-64		
Mialik, Larry, TE, Wisconsin	1976	P		Rogers, Mel, LB, Florida A&M	1971, 1974		
Micho, Bob, TE, Texas	1984	Page, Solomon, T, West Virginia	2003	Rogers, Sam, LB, Colorado	2001		
Mickell, Darren, DE, Florida	2000	Park, Ernest, G, McMurry, Tex.	1963-65	Rolling, Henry, LB, Nevada	1990-92		
Mickles, Joe, RB, Mississippi	1990	Parker, Andy, TE, Utah	1989	Rome, Tag, WR, NE Louisiana	1987		
Middleton, Frank, RB, Florida A&M	1987	Parker, Eric, WR, Tennessee	2002-06	Rome, Charles, CB, No. Carolina Central	1987		
Middleton, Rick, LB, Ohio State	1976-78	Parker, Vaughn, T, UCLA	1994-03	Rosado, Dan, G, Northern Illinois	1987-88		
Middleton, Ron, TE, Auburn	1995	Parks, Billy, WR, Long Beach State	1971	Ross, Kevin, S, Temple	1996		
Mikolajewski, Pete, QB, Kent State	1969	Parrish, John, DT, Nebraska	1994-01	Ross, Micah, WR, Jacksonville	2003-04		
Milburn, Glyn, RB, Stanford	2001	Parry, Gay, TE, Florida State	1973-74	Rossvich, Tim, LB, So. California	1972-73		
Milichich, Joe, G, No. Carolina St.	1993-94	Partee, Dennis, K, So. Methodist	1968-75	Rotin, Robin, QB, Rice	1963-64		
Mills, Jack, LB, San Diego State	1966	Partridge, Rick, P, Utah	1980	Roundtree, Raleigh, T, So. Carolina St.	1998-01		
Miller, Anthony, WR, Tennessee	1988-93	MEDIA GUIDE 250		Rouse, Curtis, G, Tenn.-Chattanooga	1987		



HISTORY





Ruff, Orlando, LB, Furman 1999-02
 Runyan, Jon, T, Michigan 2009
 Rush, Bob, C, Memphis 1977, 79-82
 Rusk, Reggie, S, Kentucky 1999-00
 Russell, Booker, RB, SW Texas State 1980
 Russell, Leonard, RB, Arizona State 1996

S

Salave'a, Joe, DT, Arizona 2003
 Salisbury, Sean, QB, Southern California 1996
 Saller, Bryant, S, Pittsburgh 1971-73
 Samuels, Chris, RB, Texas 1991
 Sanchez, Davis, CB, Oregon 2001-02
 Sapp, Patrick, LB, Clemson 1996-97
 Sartin, Dan, C, Mississippi 1969
 Sasa, Don, DT, Washington State 1995-96
 Savage, Tony, NT, Washington St. 1990, 92
 Sayers, Ron, RB, Nebraska-Omaha 1969
 Scales, Dwight, WR, Grambling 1981-83
 Scarber, Sam, RB, New Mexico 1975-76
 Schapitto, Bob, DB, Notre Dame 1961
 Schleicher, Maury, DE, Penn State 1960-62
 Schmedding, Jim, G, Weber State 1968-70
 Schmidt, Henry, DT, So. California 1961-64
 Schwedes, Scott, WR, Syracuse 1990
 Scifres, Mike, P, Western Illinois 2003-09
 Scott, DeQuincy, DT, So. Mississippi 2002-05
 Scott, Ian, DT, Florida 2008-09
 Scott, Kevin, RB, Stanford 1988
 Seale, Sam, CB, Western St. Colo. 1988-89
 Searcey, Bill, G, Alabama 1985
 Sears, Jim, S, Southern California 1960
 Seau, Junior, LB, Southern California 1990-02
 Seay, Mark, WR, Long Beach State 1993-95
 Selawski, Gene, T, Purdue 1961
 Selmon, Dewey, MLB, Oklahoma 1982
 Shaw, Bobby, WR, California 2004
 Shaw, Pete, S, Northwestern 1977-81
 Shaw, Terrance, CB, Stephen F. Austin 1995-99
 Shea, Pat, G, Southern California 1962-65
 Shelton, Anthony, CB, Tennessee St. 1990-91
 Shelton, L.J., T, Eastern Michigan 2008
 Shields, Billy, T, Georgia Tech 1975-83
 Sienkiewicz, Troy, G, New Mexico St. 1995-98
 Sievers, Eric, TE, Maryland 1981-88
 Siler, Brandon, LB, Florida 2007-09
 Simian, Tracy, LB, Texas Christian 1999
 Simmons, King, S, Texas Tech 1987
 Simmons, Tony, DE, Tennessee 1985, 1987
 Simpson, Antoine, DT, Houston 2000
 Sims, Wes, G, Oklahoma 2005
 Singleton, Ron, T, Grambling 1976
 Skow, Jim, DE, Nebraska 1992
 Slater, Mark, C, Minnesota 1978
 Slaughter, Webster, WR, San Diego St. 1998
 Slovacsek, Emil, T, Stephen F. Austin 1987
 Smith, Billy Ray, LB, Arkansas 1983-92
 Smith, Charlie, RB, Utah State 1975
 Smith, Dave, RB, Utah 1970
 Smith, Derek, LB, Arizona State 2008
 Smith, Elliot, CB, Alcorn State 1989
 Smith, Johnny Ray, CB, Lamar 1984
 Smith, Lucious, CB, Cal State-Fullerton 1984-85
 Smith, Neil, DE, Nebraska 2000
 Smith, Ron, S, Wisconsin 1973
 Smith, Ron, WR, San Diego State 1980-81
 Smith, Russ, RB, Miami, Fla. 1967-70
 Smith, Sherman, RB, Miami, Ohio 1983
 Smoot, Ray, G, Louisiana State 1993
 Snipes, Angelo, OLB, West Georgia 1986-87
 Snowden, Cal, DE, Indiana 1972-73
 Speights, Dick, WR, Wyoming 1968
 Spencer, Jimmy, CB, Florida 1998-99
 Spencer, Tim, RB, Ohio State 1985-90
 Spencer, Todd, RB, Southern California 1987
 Spillman, C.J., FS, Marshall 2009
 Sproles, Darren, RB-KR, Kansas St. 2005, 07-09
 Stadnik, John, C, W. Illinois 1987
 Staggs, Jeff, LB, San Diego State 1966-71, 74
 Stanley, Walter, WR, Mesa, Colo. 1992
 Steels, Anthony, RB, Nebraska 1985, 1987
 Stein, Bob, LB, Minnesota 1975
 Stephens, Tremayne, RB, No. Carolina St. 1998-99
 Stephenson, Kay, QB, Florida 1967

Stewart, Wayne, TE, California 1974
 Still, Bryan, WR, Virginia Tech 1996-99
 Stoltenberg, Bryan, C, Colorado 1996
 Stratton, Mike, LB, Tennessee 1973
 Stringer, Hal, CB, Hawaii 1975-80
 Strozier, Art, TE, Kansas State 1970-71
 Strozier, Wilbur, TE, Georgia 1988
 Sullivan, John, SS, California 1986
 Sullivan, Kent, P, Cal-Lutheran 1993
 Swayne, Harry, T, Rutgers 1991-96
 Sweeney, Walt, G, Syracuse 1963-73
 Sweet, Joe, WR, Tennessee State 1975
 Swift, Michael, CB, Austin Peay 1997
 Sykes, John, RB, Morgan State 1972

T

Tanner, John, LB, Tennessee State 1971
 Tanuvasa, Ma, DT, Hawaii 2001
 Tate, Franklin, LB, No. Carolina Central 1975
 Taylor, Aaron, OL, Notre Dame 1998-99
 Taylor, Jessie, RB, Cincinnati 1972
 Taylor, John, LB, Hawaii 1987
 Taylor, Ken, CB, Oregon State 1986
 Taylor, Ketric, WR, Washington St. 1990-91
 Taylor, Sammie, WR, Grambling 1964
 Taylor, Shannon, LB, Virginia 2000
 Teerlink, John, DT, Western Illinois 1974-75
 Tensi, Steve, QB, Florida State 1965-66
 Thaxton, Galand, LB, Wyoming 1991
 Thaxton, James, TE, Tennessee St. 1973-74
 Thelwell, Ryan, WR, Minnesota 1998
 Thigpen, Yancey, WR, Winston-Salem St. 1991
 Thomas, Bob, K, Notre Dame 1985
 Thomas, Bob, RB, Arizona State 1973-74
 Thomas, Cornell, DE, West Georgia 1994
 Thomas, Duane, RB, West Texas St. 1972
 Thomas, Jesse, S, Michigan State 1960
 Thomas, Jewell, RB, San Jose State 1984
 Thomas, Johnny, CB, Baylor 1989
 Thomas, Lee, DE, Jackson State 1971-72
 Thomas, Mike, RB, Nevada-LV 1979-80
 Thompson, Aundra, WR, E. Texas St. 1981
 Thompson, Broderick, T, Kansas 1987-92
 Thompson, Tommy, RB, So. Illinois 1974
 Thornton, George, DT, Alabama 1991-92
 Thrift, Cliff, LB, E. Central Oklahoma 1979-84
 Tipton, Dave, DE, Stanford 1974-75
 Tolbert, Jim, S, Lincoln, Mo. 1966-71, 76
 Tolbert, Mike, FB, Coastal Carolina 2008-09
 Tolliver, Billy Joe, QB, Texas Tech 1989-90
 Tomlinson, LaDainian, RB, TCU 2001-09
 Toth, Tom, T, Western Michigan 1990
 Tovar, Steve, LB, Ohio State 1998, 2000
 Trapp, Richard, WR, Florida 1969
 Travenio, Herb, K, Texas College 1964-65
 Tucker, Jyles, LB, Wake Forest 2007-09
 Tuckett, Phil, WR, Weber State 1968
 Tuinei, Van, DE, Arizona 1997
 Tuipulotu, Peter, RB, Brigham Young 1992
 Turner, John, DB, Miami, Fla. 1984
 Turner, Michael, RB, No. Illinois 2004-07
 Turner, Nate, WR, Nevada-Las Vegas 2001
 Turner, Scott, CB, Illinois 1998-01
 Tutthill, James, K, Cal Poly-SLO 2002
 Tyler, Maurice, S, Morgan State 1975

U-V

Umpfhey, Rich, G, Colorado 1985
 Unidas, Johnny, QB, Louisville 1973
 Unrein, Terry, NT, Colorado State 1986-87
 Usher, Darryl, WR-KR, Illinois 1989
 VanBuren, Courtney, T, Ark.-Pine Bluff 2003-04
 Van Raaphorst, Dick, K, Ohio State 1966-67
 Vanhore, Sean, CB, Howard 1992-94
 Vanover, Lamarick, WR, Florida State 2002
 Vasquez, Louis, G, Texas Tech 2009
 Verteauille, Brian, G, Idaho State 1974
 Vescio, Mark, QB, Iowa 1987-88, 90
 Volek, Billy, QB, Fresno State 2006-07, 09

W

Wagner, Bryan, P, Cal State-Northridge 1994
 Walczak, Mark, TE, Arizona 1989, 91
 Walker, Derrick, TE, Michigan 1990-93

Walker, Jeff, G, Memphis 1986
 Walker, Wayne, WR, Texas Tech 1989
 Wallace, Henry, CB, Pacific 1960
 Waller, Ron, RB, Maryland 1960
 Walters, Danny, CB, Arkansas 1983-87
 Ware, Tammie, WR, So. California 1986-87
 Warren, Jim, DB, Illinois 1964-65
 Washington, Joe, RB, Oklahoma 1976-77
 Washington, Russ, T, Missouri 1968-82
 Waters, Anthony, LB, Clemson 2008
 Watts, Ted, S, Texas Tech 1987
 Webb, Jimmy, DT, Mississippi State 1981
 Weddle, Eric, S, Utah 2007-09
 Weldon, Casey, QB, Florida State 1997
 Welker, Wes, WR, Texas Tech 2004
 Wells, Robert, T, Johnson C. Smith 1968-70
 Wenzel, Ralph, G, San Diego State 1972
 Wersching, Ray, K, California 1973-76
 West, Jeff, P, Cincinnati 1976-79
 Westmoreland, Dick, CB, No. Car. A&T 1963-65
 Wheeler, Dwight, G, Clemson 1987
 Whelan, Craig, QB, Pacific 1995-98
 White, Andre, TE, Florida A&M 1968
 White, Ed, G, California 1978-85
 White, Lee, RB, Weber State 1972
 White, Ray, LB, Syracuse 1971-73
 White, Reggie, DT, No. Carolina A&T 1992-94
 Whitehead, Bud, S, Florida State 1961-68
 Whitehurst, Charlie, QB, Clemson 2006
 Whitley, Curtis, C, Clemson 1992-94
 Whitman, Josh, TE, Illinois 2001
 Whitmyer, Nat, CB, Washington 1966-67
 Wilcher, Mike, LB, North Carolina 1991
 Wiley, Marcellus, DE, Columbia 2001-03
 Wilhelm, Matt, LB, Ohio State 2003-08
 Wilkerson, Doug, G, No. Carolina Cent. 1971-84
 Williams, Al, WR, Nevada 1998
 Williams, Clarence, RB, So. Carolina 1977-81
 Williams, Dave, WR, Washington 1972
 Williams, Eric, LB, Southern California 1984
 Williams, Gerome, S, Houston 1997-98
 Williams, Henry, CB, San Diego State 1983
 Williams, Jamal, DT, Oklahoma St. 1998-09
 Williams, Jeff, T, Rhode Island 1981
 Williams, Jerrol, OLB, Purdue 1993
 Williams, Lee, DE, Bethune-Cookman 1984-90
 Williams, Lester, NT, Miami, Fla. 1986
 Williams, Mike, CB, Louisiana St. 1975-82
 Williams, Sam, S, California 1974-75
 Williams, Sammy, T, Oklahoma 2002
 Williams, Tom, DT, California-Davis 1970-71
 Wilson, Earl, DE, Kentucky 1985-87
 Wilson, Jerry, S, Southern, La. 2002-05
 Wilson, Karl, DE, Louisiana State 1987-88
 Wilson, Kris, TE, Pittsburgh 2008-09
 Wilson, Walter, WR, East Carolina 1990
 Winslow, Kellen, TE, Missouri 1979-87
 Winter, Blaise, DE, Syracuse 1986-87, 92-94
 Withrow, Cal, C, Kentucky 1970
 Withrow, Cory, C, Washington St. 2006-07
 Wojcik, Greg, DT, So. California 1972-73
 Womble, Royce, FL, North Texas 1960
 Wood, Dick, QB, Auburn 1962
 Wood, Mike, K, SW Missouri 1979-80
 Woodward, Ken, LB, Tuskegee 1988-89
 Woodcock, John, DE, Hawaii 1981-82
 Woods, Don, RB, New Mexico 1974-80
 Wright, Ernie, T, Ohio State 1960-67, 72
 Wyatt, Kevin, CB, Arkansas 1986

Y-Z

Young, Andre, S, Louisiana Tech 1982-84
 Young, Duane, TE, Michigan State 1991-95
 Young, Glen, LB, Syracuse 1995-96
 Young, Lonnie, S, Michigan State 1994
 Young, Rickey, RB, Jackson State 1975-77
 Young, Wilbur, DE, William Penn, Iowa 1978-82
 Zachary, Ken, RB, Oklahoma State 1987
 Zandofsky, Mike, G, Washington 1990-93
 Zeman, Bob, S, Wisconsin 1960-61, 65-66



ALL-TIME COLLEGES

Abilene Christian	3	Florida A&M	5	Mississippi State	5	Southern Illinois	2
Alabama	5	Florida State	15	Missouri	4	Southern, La.	5
Alabama-Birmingham	1	Fort Hays State	1	Montana State	2	Southern Methodist	7
Albany	1	Fresno State	11	Morgan State	3	Southern Mississippi	2
Alcorn A&M	3	Furman	1	Mt. San Antonio	1	Southern Utah	1
Alcorn State	1	Georgia	6	Navy	1	Stanford	10
American International, Mass.	1	Georgia Tech	7	Nebraska	15	Stephen F. Austin	3
Arizona	11	Grambling	13	Nebraska-Omaha	3	SW Missouri	1
Arizona State	12	Hampton, Va.	1	Nevada	3	SW Texas State	2
Arkansas	11	Hawaii	7	Nevada-Las Vegas	6	Syracuse	15
Arkansas-Pine Bluff	3	Heidelberg, Ohio	1	New Hampshire	2	Temple	3
Arkansas State	1	Henderson State, Ark.	1	New Haven	1	Tennessee	15
Arkansas Tech	1	Hofstra	1	New Mexico	5	Tennessee-Chattanooga	2
Auburn	16	Holy Cross	1	New Mexico State	5	Tennessee State	7
Austin Peay	1	Houston	6	No College	5	Texas	8
Baylor	7	Howard	1	Norfolk State	3	Texas A&I	3
Bethune-Cookman	2	Idaho	3	North Alabama	1	Texas A&M	10
Bloomsberg, Pa.	1	Idaho State	2	North Carolina	9	Texas Christian	9
Boise State	1	Illinois	9	North Carolina A&T	5	Texas College	1
Boston College	6	Illinois State	1	North Carolina Central	4	Texas-El Paso	2
Boston University	1	Indiana	6	North Carolina State	9	Texas Southern	4
Bowling Green	2	Indiana, Pa.	1	North Central Illinois	1	Texas State	1
Brigham Young	6	Indiana State	2	North Texas	3	Texas Tech	8
Buffalo	1	Iowa	11	Northern Arizona	3	Texas Western	1
California	15	Iowa State	6	Northern Colorado	1	Toledo	1
California-Davis	4	Jackson State	7	Northwestern Illinois	3	Tulane	2
California Lutheran	2	Jacksonville	1	Northern Iowa	1	Tulsa	3
Cal Poly-Pomona	1	Jacksonville State, Ala.	1	Northwestern	4	Tuskegee	2
Cal Poly-San Luis Obispo	2	Johnson C. Smith	3	Notre Dame	11	UCLA	13
Cal State-Fullerton	2	Kansas	10	Occidental	2	United States International	1
Cal State-Los Angeles	3	Kansas State	10	Ohio State	16	Utah	6
Cal State-Northridge	3	Kent State	3	Oklahoma	12	Utah State	6
Cal State-Sacramento	1	Kentucky	6	Oklahoma State	9	Vanderbilt	2
Carthage, Wis.	1	Lakeland, Wis.	1	Oregon	9	Villanova	2
Central Florida	1	Lamar	1	Oregon State	5	Virginia	7
Central Florida CC	1	Lambuth	1	Oregon Tech	1	Virginia Tech	4
Central Michigan	1	Liberty	1	Pacific	4	Virginia Union	1
Central Oklahoma	1	Lincoln, Mo.	1	Penn Military	1	Wake Forest	3
Cincinnati	2	Livingston, Ala.	1	Penn State	12	Washington	12
The Citadel	2	Long Beach State	9	Pittsburgh	8	Washington State	12
Clark, Ga.	1	Louisiana-Lafayette	1	Portland State	2	Weber State	6
Clemson	10	Louisiana-Monroe	4	Princeton	1	West Chester	1
Coastal Carolina	1	Louisiana State	16	Purdue	13	West Georgia	2
Colgate	1	Louisiana Tech	3	Rhode Island	1	West Texas State	4
Colorado	8	Louisville	4	Rice	3	West Virginia	3
Colorado State	6	Maine	1	Richmond	2	Western Illinois	3
Columbia	2	Marshall	3	Robert Morris	1	Western Kentucky	1
Compton Junior College	1	Maryland	8	Rutgers	1	Western Michigan	2
Concordia, Quebec	1	Maryland-Eastern Shore	1	Saginaw Valley State	1	Western Ontario	1
Cornell	1	McMurray, Tex.	1	Sam Houston State	1	Western State, Colo.	1
Dartmouth	1	McNeese State	3	San Diego State	35	Wichita State	2
Dayton	2	Memphis	9	San Francisco State	1	William & Mary	2
Drake	1	Mesa, Colo.	2	San Jose State	7	William Penn, Iowa	1
Duke	2	Miami, Fla.	9	Santa Clara	2	Williams, Mass.	1
East Carolina	1	Miami, Ohio	4	SE Louisiana	2	Winston-Salem State	3
East Texas State	1	Michigan	7	Sonoma State	1	Wisconsin	12
Eastern Kentucky	2	Michigan State	14	South Carolina	8	Wyoming	7
Eastern Michigan	1	Millersville, Pa.	1	South Carolina State	5	Yale	1
Eastern Washington	2	Minnesota	6	South Dakota State	3	Youngstown State	1
Fayetteville State	1	Mississippi	9	Southern California	38		
Florida	11	Mississippi College	1	Southern Connecticut State	1		

HISTORY



GENERAL INFORMATION

Shaun Phillips led the Chargers with seven sacks in 2009, and he led the NFL with seven forced fumbles.

Photo: Mike Nowak



2010 NFL REGULAR SEASON SCHEDULE

WEEK 1

Thursday, September 9

Minnesota at New Orleans 5:30 p.m.

Sunday, September 12

Miami at Buffalo 10:00 a.m.
 Detroit at Chicago 10:00 a.m.
 Indianapolis at Houston 10:00 a.m.
 Denver at Jacksonville 10:00 a.m.
 Cincinnati at New England 10:00 a.m.
 Carolina at New York Giants 10:00 a.m.
 Atlanta at Pittsburgh 10:00 a.m.
 Cleveland at Tampa Bay 10:00 a.m.
 Oakland at Tennessee 10:00 a.m.
 Green Bay at Philadelphia 1:15 p.m.
 Arizona at St. Louis 1:15 p.m.
 San Francisco at Seattle 1:15 p.m.
 Dallas at Washington 5:20 p.m.

Monday, September 13

Baltimore at New York Jets 4:00 p.m.

Chargers at Kansas City 7:15 p.m.

WEEK 2

Sunday, September 19

Arizona at Atlanta 10:00 a.m.
 Tampa Bay at Carolina 10:00 a.m.
 Baltimore at Cincinnati 10:00 a.m.
 Kansas City at Cleveland 10:00 a.m.
 Chicago at Dallas 10:00 a.m.
 Philadelphia at Detroit 10:00 a.m.
 Buffalo at Green Bay 10:00 a.m.
 Miami at Minnesota 10:00 a.m.
 Pittsburgh at Tennessee 10:00 a.m.
 Seattle at Denver 1:05 p.m.
 St. Louis at Oakland 1:05 p.m.
Jacksonville at Chargers 1:15 p.m.
 New England at New York Jets 1:15 p.m.
 Houston at Washington 1:15 p.m.
 N.Y. Giants at Indianapolis 5:20 p.m.

Monday, September 20

New Orleans at San Francisco 5:30 p.m.

WEEK 3

Sunday, September 26

Cleveland at Baltimore 10:00 a.m.
 Cincinnati at Carolina 10:00 a.m.
 Dallas at Houston 10:00 a.m.
 San Francisco at Kansas City 10:00 a.m.
 Detroit at Minnesota 10:00 a.m.
 Buffalo at New England 10:00 a.m.
 Atlanta at New Orleans 10:00 a.m.
 Tennessee at New York Giants 10:00 a.m.
 Philadelphia at Tampa Bay 10:00 a.m.
 Philadelphia at Jacksonville 1:05 p.m.
 Washington at St. Louis 1:05 p.m.

Chargers at Seattle 1:15 p.m.

Oakland at Arizona 1:15 p.m.

Indianapolis at Denver 1:15 p.m.

New York Jets at Miami 5:20 p.m.

Monday, September 27

Green Bay at Chicago 5:30 p.m.

WEEK 4

(Byes: Dallas, Kansas City, Minnesota, Tampa Bay)

Sunday, October 3

San Francisco at Atlanta 10:00 a.m.
 New York Jets at Buffalo 10:00 a.m.
 Cincinnati at Cleveland 10:00 a.m.
 Detroit at Green Bay 10:00 a.m.
 Carolina at New Orleans 10:00 a.m.
 Baltimore at Pittsburgh 10:00 a.m.
 Seattle at St. Louis 10:00 a.m.
 Denver at Tennessee 10:00 a.m.
 Indianapolis at Jacksonville 1:05 p.m.
 Houston at Oakland 1:05 p.m.
Arizona at Chargers 1:15 p.m.

Washington at Philadelphia 1:15 p.m.

Chicago at New York Giants 5:20 p.m.

Monday, October 4

New England at Miami 5:30 p.m.

WEEK 5

(Byes: Miami, New England, Pittsburgh, Seattle)

Sunday, October 10

Denver at Baltimore 10:00 a.m.
 Jacksonville at Buffalo 10:00 a.m.
 Chicago at Carolina 10:00 a.m.
 Tampa Bay at Cincinnati 10:00 a.m.
 Atlanta at Cleveland 10:00 a.m.
 St. Louis at Detroit 10:00 a.m.
 Kansas City at Indianapolis 10:00 a.m.
 New York Giants at Houston 10:00 a.m.
 Green Bay at Washington 10:00 a.m.
 New Orleans at Arizona 1:05 p.m.

Chargers at Oakland 1:15 p.m.

Tennessee at Dallas 1:15 p.m.

Philadelphia at San Francisco 5:20 p.m.

Monday, October 11

Minnesota at New York Jets 5:30 p.m.

WEEK 6

(Byes: Arizona, Buffalo, Carolina, Cincinnati)

Sunday, October 17

Chargers at St. Louis 10:00 a.m.
 Seattle at Chicago 10:00 a.m.
 Miami at Green Bay 10:00 a.m.
 Kansas City at Houston 10:00 a.m.
 Baltimore at New England 10:00 a.m.
 Detroit at New York Giants 10:00 a.m.
 Atlanta at Philadelphia 10:00 a.m.
 Cleveland at Pittsburgh 10:00 a.m.
 New Orleans at Tampa Bay 10:00 a.m.
 New York Jets at Denver 1:05 p.m.
 Oakland at San Francisco 1:05 p.m.
 Dallas at Minnesota 1:15 p.m.
 Indianapolis at Washington 5:20 p.m.

Monday, October 18

Tennessee at Jacksonville 5:30 p.m.

WEEK 7

(Byes: Detroit, Houston, Indianapolis, N.Y. Jets)

Sunday, October 24

Cincinnati at Atlanta 10:00 a.m.
 Buffalo at Baltimore 10:00 a.m.
 San Francisco at Carolina 10:00 a.m.
 Washington at Chicago 10:00 a.m.
 Jacksonville at Kansas City 10:00 a.m.
 Pittsburgh at Miami 10:00 a.m.
 Cleveland at New Orleans 10:00 a.m.
 St. Louis at Tampa Bay 10:00 a.m.
 Philadelphia at Tennessee 10:00 a.m.
 Arizona at Seattle 1:05 p.m.

New England at Chargers 1:15 p.m.

Oakland at Denver 1:15 p.m.

Minnesota at Green Bay 5:20 p.m.

Monday, October 25

New York Giants at Dallas 5:30 p.m.

WEEK 8

(Byes: Atlanta, Baltimore, Chicago, Cleveland, N.Y. Giants, Philadelphia)

Sunday, October 31

Miami at Cincinnati 10:00 a.m.
 Jacksonville at Dallas 10:00 a.m.
 Washington at Detroit 10:00 a.m.
 Buffalo at Kansas City 10:00 a.m.
 Green Bay at New York Jets 10:00 a.m.
 Carolina at St. Louis 10:00 a.m.
 Denver at San Francisco (at London) 10:00 a.m.
Tennessee at Chargers 1:05 p.m.
 Minnesota at New England 1:15 p.m.

Seattle at Oakland 1:15 p.m.

Tampa Bay at Arizona 1:15 p.m.

Pittsburgh at New Orleans 5:20 p.m.

Monday, November 1

Houston at Indianapolis 5:30 p.m.

WEEK 9

(Byes: Denver, Jacksonville, St. Louis, San Francisco, Tennessee, Washington)

Sunday, November 7

Chargers at Houston 10:00 a.m.

Tampa Bay at Atlanta 10:00 a.m.

Miami at Baltimore 10:00 a.m.

Chicago at Buffalo (Toronto) 10:00 a.m.

New Orleans at Carolina 10:00 a.m.

New England at Cleveland 10:00 a.m.

New York Jets at Detroit 10:00 a.m.

Arizona at Minnesota 10:00 a.m.

New York Giants at Seattle 1:05 p.m.

Indianapolis at Philadelphia 1:15 p.m.

Kansas City at Oakland 1:15 p.m.

Dallas at Green Bay 5:20 p.m.

Monday, November 8

Pittsburgh at Cincinnati 5:30 p.m.

WEEK 10

(Byes: Chargers, Green Bay, New Orleans, Oakland)

Thursday, November 11

Baltimore at Atlanta 5:20 p.m.

Sunday, November 14

Detroit at Buffalo 10:00 a.m.

Minnesota at Chicago 10:00 a.m.

New York Jets at Cleveland 10:00 a.m.

Cincinnati at Indianapolis 10:00 a.m.

Houston at Jacksonville 10:00 a.m.

Tennessee at Miami 10:00 a.m.

Carolina at Tampa Bay 10:00 a.m.

Kansas City at Denver 1:05 p.m.

Dallas at New York Giants 1:15 p.m.

Seattle at Arizona 1:15 p.m.

St. Louis at San Francisco 1:15 p.m.

New England at Pittsburgh 5:20 p.m.

Monday, November 15

Philadelphia at Washington 5:30 p.m.

WEEK 11

Thursday, November 18

Chicago at Miami 5:20 p.m.

Sunday, November 21

Baltimore at Carolina 10:00 a.m.

Buffalo at Cincinnati 10:00 a.m.

Detroit at Dallas 10:00 a.m.

Cleveland at Jacksonville 10:00 a.m.

Arizona at Kansas City 10:00 a.m.

Green Bay at Minnesota 10:00 a.m.

Houston at New York Jets 10:00 a.m.

Oakland at Pittsburgh 10:00 a.m.

Washington at Tennessee 10:00 a.m.

Seattle at New Orleans 1:05 p.m.

Atlanta at St. Louis 1:05 p.m.

Tampa Bay at San Francisco 1:05 p.m.

Indianapolis at New England 1:15 p.m.

New York Giants at Philadelphia * 5:20 p.m.

Monday, November 22

Denver at Chargers 5:30 p.m.

WEEK 12

Thursday, November 25

New England at Detroit 9:30 a.m.

New Orleans at Dallas 1:15 p.m.


Cincinnati at New York Jets 5:20 p.m.

Sunday, November 28

Green Bay at Atlanta 10:00 a.m.

Tampa Bay at Baltimore 10:00 a.m.

Pittsburgh at Buffalo 10:00 a.m.



Philadelphia at Chicago	10:00 a.m.
Carolina at Cleveland	10:00 a.m.
Tennessee at Houston	10:00 a.m.
Jacksonville at New York Giants	10:00 a.m.
Minnesota at Washington	10:00 a.m.
Kansas City at Seattle	1:05 p.m.
Miami at Oakland	1:05 p.m.
St. Louis at Denver	1:15 p.m.
Chargers at Indianapolis *	5:20 p.m.
Monday, November 29	
San Francisco at Arizona	5:30 p.m.

WEEK 13

Thursday, December 2	
Houston at Philadelphia	5:20 p.m.
Sunday, December 5	

New Orleans at Cincinnati	10:00 a.m.
Chicago at Detroit	10:00 a.m.
San Francisco at Green Bay	10:00 a.m.
Denver at Kansas City	10:00 a.m.
Cleveland at Miami	10:00 a.m.
Buffalo at Minnesota	10:00 a.m.
Washington at New York Giants	10:00 a.m.
Atlanta at Tampa Bay	10:00 a.m.
Jacksonville at Tennessee	10:00 a.m.

Oakland at Chargers	1:05 p.m.
St. Louis at Arizona	1:15 p.m.
Dallas at Indianapolis	1:15 p.m.
Carolina at Seattle	1:15 p.m.
Pittsburgh at Baltimore *	5:20 p.m.

Monday, December 6

New York Jets at New England	5:30 p.m.
------------------------------	-----------

WEEK 14

Thursday, December 9	
Indianapolis at Tennessee	5:20 p.m.

Sunday, December 12	
New England at Chicago	10:00 a.m.
Cleveland at Buffalo	10:00 a.m.
Cincinnati at Pittsburgh	10:00 a.m.

Oakland at Jacksonville	10:00 a.m.
Tampa Bay at Washington	10:00 a.m.
Green Bay at Detroit	10:00 a.m.
New York Giants at Minnesota	10:00 a.m.
Atlanta at Carolina	10:00 a.m.
St. Louis at New Orleans	1:05 p.m.
Seattle at San Francisco	1:05 p.m.
Kansas City at Chargers	1:15 p.m.
Denver at Arizona	1:15 p.m.
Miami at New York Jets	1:15 p.m.
Philadelphia at Dallas *	5:20 p.m.

Monday, December 13

Baltimore at Houston	5:30 p.m.
----------------------	-----------

WEEK 15

Thursday, December 16	
San Francisco at Chargers	5:20 p.m.

Sunday, December 19	
New Orleans at Baltimore	10:00 a.m.
Arizona at Carolina	10:00 a.m.
Cleveland at Cincinnati	10:00 a.m.
Washington at Dallas	10:00 a.m.
Jacksonville at Indianapolis	10:00 a.m.
Buffalo at Miami	10:00 a.m.
Philadelphia at New York Giants	10:00 a.m.
Kansas City at St. Louis	10:00 a.m.
Detroit at Tampa Bay	10:00 a.m.
Houston at Tennessee	10:00 a.m.
Atlanta at Seattle	1:05 p.m.
Denver at Oakland	1:15 p.m.
New York Jets at Pittsburgh	1:15 p.m.
Green Bay at New England *	5:20 p.m.

Monday, December 20	
Chicago at Minnesota	5:30 p.m.

WEEK 16

Thursday, December 23	
Carolina at Pittsburgh	5:20 p.m.

Saturday, December 25	
Dallas at Arizona	7:30p

Sunday, December 26

New England at Buffalo	10:00 a.m.
New York Jets at Chicago	10:00 a.m.
Baltimore at Cleveland	10:00 a.m.
Washington at Jacksonville	10:00 a.m.
Tennessee at Kansas City	10:00 a.m.
Detroit at Miami	10:00 a.m.
Minnesota at Philadelphia	10:00 a.m.
San Francisco at St. Louis	10:00 a.m.
Seattle at Tampa Bay	10:00 a.m.
Houston at Denver	1:05 p.m.
Indianapolis at Oakland	1:05 p.m.
New York Giants at Green Bay	1:15 p.m.
Chargers at Cincinnati *	5:20 p.m.
Monday, December 27	
New Orleans at Atlanta	5:30 p.m.

WEEK 17

Sunday, January 2	
Carolina at Atlanta	10:00 a.m.
Cincinnati at Baltimore	10:00 a.m.
Pittsburgh at Cleveland	10:00 a.m.
Minnesota at Detroit	10:00 a.m.
Chicago at Green Bay	10:00 a.m.
Jacksonville at Houston	10:00 a.m.
Tennessee at Indianapolis	10:00 a.m.
Oakland at Kansas City	10:00 a.m.
Miami at New England	10:00 a.m.
Tampa Bay at New Orleans	10:00 a.m.
Buffalo at New York Jets	10:00 a.m.
Dallas at Philadelphia	10:00 a.m.
New York Giants at Washington	10:00 a.m.
Chargers at Denver	1:15 p.m.
Arizona at San Francisco	1:15 p.m.
St. Louis at Seattle	1:15 p.m.

*Sunday night games in Weeks 11-16 subject to change. Week 17 Sunday night game TBD

2010 NFL POSTSEASON SCHEDULE

Saturday, January 8	AFC and NFC Wild Card Playoffs (NBC)
Sunday, January 9	AFC and NFC Wild Card Playoffs (CBS and FOX)
Saturday, January 15	AFC and NFC Divisional Playoffs (CBS and FOX)
Sunday, January 16	AFC and NFC Divisional Playoffs (CBS and FOX)

Sunday, January 23	AFC and NFC Championship Games (CBS and FOX)
Sunday, January 30	AFC-NFC Pro Bowl in Hawaii (FOX)
Sunday, February 6	Super Bowl XLV in North Texas (FOX)

2010 NFL PRESEASON SCHEDULE

Sunday, August 8	
NFL Hall of Fame Game in Canton, OH	
Cincinnati vs. Dallas (NBC)	5:00 p.m.

WEEK 1

Thursday, August 12	
Carolina at Baltimore (ESPN)	5:00 p.m.
New Orleans at New England	4:30 p.m.
Oakland at Dallas	6:00 p.m.

Friday, August 13	
Buffalo at Washington	4:30 p.m.
Jacksonville at Philadelphia	4:30 p.m.
Kansas City at Atlanta	5:00 p.m.

Saturday, August 14	
Tampa Bay at Miami	4:00 p.m.
Detroit at Pittsburgh	4:30 p.m.
Cleveland at Green Bay	5:00 p.m.
Houston at Arizona	5:00 p.m.
Minnesota at St. Louis	5:00 p.m.

Chicago at Chargers	6:00 p.m.
Tennessee at Seattle	7:00 p.m.

Sunday, August 15	
San Francisco at Indianapolis	10:00 a.m.
Denver at Cincinnati	4:00 p.m.

Monday, August 16	
N.Y. Giants at N.Y. Jets (ESPN)	5:00 p.m.

WEEK 2	
Thursday, August 19	
New England at Atlanta (FOX)	5:00 p.m.
Indianapolis at Buffalo (Toronto)	4:30 p.m.

Friday, August 20	
Philadelphia at Cincinnati (FOX)	5:00 p.m.

Saturday, August 21	
Baltimore at Washington	4:00 p.m.
Pittsburgh at New York Giants	4:00 p.m.
Kansas City at Tampa Bay	4:30 p.m.
Miami at Jacksonville	4:30 p.m.
St. Louis at Cleveland	4:30 p.m.
Houston at New Orleans	5:00 p.m.
New York Jets at Carolina	5:00 p.m.
Oakland at Chicago	5:30 p.m.

Dallas at Chargers	6:00 p.m.
Detroit at Denver	6:00 p.m.
Green Bay at Seattle	7:00 p.m.

Sunday, August 22	
Minnesota at San Francisco (NBC)	5:00 p.m.
Monday, August 23	
Arizona at Tennessee (ESPN)	5:00 p.m.

WEEK 3	
Thursday, August 26	
Indianapolis at Green Bay (ESPN)	5:00 p.m.
St. Louis at New England	4:30 p.m.

Friday, August 27	
Chargers at New Orleans (CBS)	5:00 p.m.
Atlanta at Miami	4:00 p.m.
Washington at New York Jets	4:00 p.m.
Philadelphia at Kansas City	5:00 p.m.

Saturday, August 28	
Dallas at Houston (CBS)	5:00 p.m.
Cleveland at Detroit	2:30 p.m.
Cincinnati at Buffalo	3:30 p.m.
Jacksonville at Tampa Bay	4:30 p.m.
New York Giants at Baltimore	4:30 p.m.
Seattle at Minnesota	5:00 p.m.
Tennessee at Carolina	5:00 p.m.
Arizona at Chicago	5:30 p.m.
San Francisco at Oakland	6:00 p.m.

Sunday, August 29	
Pittsburgh at Denver (FOX)	5:00 p.m.

(All Times Pacific)



WEEK 4

Thursday, September 2

Buffalo at Detroit 4:00 p.m.
 Cincinnati at Indianapolis 4:00 p.m.
 New England at New York Giants 4:00 p.m.
 Atlanta at Jacksonville 4:30 p.m.

Carolina at Pittsburgh 4:30 p.m.
 New York Jets at Philadelphia 4:30 p.m.
 Baltimore at St. Louis 5:00 p.m.
 Chicago at Cleveland 5:00 p.m.
 Denver at Minnesota 5:00 p.m.
 Green Bay at Kansas City 5:00 p.m.

Miami at Dallas 5:00 p.m.
 New Orleans at Tennessee 5:00 p.m.
 Tampa Bay at Houston 5:00 p.m.
Chargers at San Francisco 7:00 p.m.
 Seattle at Oakland 7:00 p.m.
 Washington at Arizona 7:00 p.m.

NFL BLACKOUT POLICY
 For a home game to be aired locally, the game must be sold out 72 hours in advance of kickoff. If the game is not a sellout by the 72-hour cutoff, any station with a signal penetrating a 75-mile radius from the game site will be blacked out and the carrying network will air an alternate game.

CHARGERS RADIO NETWORK

Rock 105.3 FM and XTRA Sports 1360 AM (Clear Channel Communications) are the flagship stations for all San Diego Chargers games, including preseason, regular season and postseason.

Josh Lewin calls the play-by-play and former Chargers player and coach Hank Bauer handles the color commentary.

Fans outside of San Diego can tune into the Chargers Radio Network, which includes AM570 KLAC in Los Angeles and Orange County; KATY 101.3 FM in Temecula and the Inland Empire; KGE0 1230 AM in Bakersfield; KNWH 1250 AM in the Yuca Valley; KNWQ 1140 AM in Palm Springs; KNWZ 970 AM and 94.3 FM in the Coachella Valley; KOS5 1380 AM in Palmdale and Lancaster; KVFQ 103.1 FM in Victorville and Hesperia; KWDJ 1360 AM in Ridgecrest; ESPN Radio 1100 AM in Las Vegas; KXO 107.5 FM in the Imperial Valley and Yuma, Arizona; and Sirius Satellite Radio.



JOSH LEWIN

Lewin became the radio play-by-play voice of the Chargers in July 2005. He has been the television play-by-play announcer for the MLB Texas Rangers since 2002. Since 1996, Lewin has broadcast regular-season baseball and MLB's divisional playoffs and championship series' along with NFL and NHL games for FOX Sports. From 1998-01, he called Detroit Tigers games on Fox Sports Net Detroit and Chicago Cubs games on WGN-TV in 1997. Lewin also broadcast Baltimore Orioles games on radio from 1995-96. His NFL experience includes play-by-play on the SportsUSA Radio Network. His previous broadcast experience includes Conference USA Football, CCHA Hockey, college basketball at Michigan State and SMU, and the Big 12 Basketball Tournament. Lewin began his broadcasting career at the age of 16 with the Rochester Red Wings, the Baltimore Orioles Triple-A affiliate in the International League. In 1994, he worked as the sports director at the Orioles' flagship station, WBAL. Lewin graduated from Northwestern in 1990 and has written two books, "Getting in the Game" and "You Never Forget Your First." Lewin and his wife, Dana, have a daughter, Kelsey, and a son, Coby.



HANK BAUER

Bauer, a former Chargers running back, special teams captain and coach, handles color commentary on the team's radio broadcasts. Bauer has been with the Chargers for more than 400 games as a player, coach and broadcaster. Bauer played for the Chargers for seven seasons and is a member of the Chargers 40th Anniversary All-Time Team. In 2009, he was chosen as one of the 50 Greatest Chargers of All-Time. Bauer was a team captain who was voted Most Inspirational Player in 1978 and Special Teams Player of the Year in 1980 and '81. He scored 21 touchdowns during his career and set an NFL record with 52 special teams tackles in 1981, before a broken neck forced him off the field in '83. Following his retirement, Bauer spent four seasons (1983-86) as the Chargers special teams coach. In 1987, he accepted a job as a sports anchor at News 8 in San Diego and remained there until March 2003. Bauer graduated cum laude from California Lutheran University in 1976 with a degree in physical education. In September 2003, he was inducted into Cal Lutheran's first Hall of Fame class.

CHARGERS' REGULAR-SEASON STREAKS

Consecutive Victories

Most (15) Nov. 27, 1960—Dec. 3, 1961
 At Home (10) Nov. 13, 1960—Dec. 17, 1961
 Start of Season (11) Sept. 10, 1961—Nov. 19, 1961

Consecutive Losses*

Most (11) Sept. 3, 2000—Nov. 19, 2000
 Sept. 21, 1975—Nov. 30, 1975
 Sept. 21, 1975—Nov. 16, 1975
 At Home (6) Oct. 6, 1985—Oct. 26, 1986
 On Road (11) Sept. 3, 2000—Nov. 19, 2000
 Start of Season (11) Sept. 21, 1975—Nov. 30, 1975

* Chargers went 14 games (12 losses, 2 ties) without victory on road, 1970-72.

GENERAL INFORMATION

CHARGERS EN ESPAÑOL

The Uniradio Group hold the Chargers' Spanish Radio broadcast rights. XHFG 107.3 FM is the flagship station for all Chargers games in Spanish and the broadcast is simulcast in Los Angeles and Orange County on KWKW 1330 AM.



JORGE VILLANUEVA

Villanueva is in his 17th season as the Spanish voice of the Chargers. He previously worked as a sports anchor on KBNT-TV (Channel 17) Univision in San Diego. Villanueva has 25 years of experience in sports journalism, and his play-by-play experience includes soccer, baseball and boxing. Villanueva handles the Spanish play-by-play for the Holiday Bowl and the NCAA's Bowl Championship Series. He spent the 2001-03 seasons as the football play-by-play voice for the USC Trojans and the 1994-96 seasons with the San Diego State Aztecs. In 2004, Villanueva received an invitation to join the American Sportscasters Association.



ADRIAN GARCIA

Garcia is the play-by-play voice and the pre and post-game host for FOX en Espanol's coverage of MLB's regular season and the World Series. From 2000-02 he broadcast Sunday and Monday Night Football on ESPN Deportes and ESPN International. From 2003-06, Garcia was the Spanish Radio voice of USC Trojan football. He hosted ESPN's NFL Primetime en Espanol and NFL Films en Espanol. He has worked as a reporter for ESPN, Fox Sports Net and ESPN Radio, and as a sports anchor for Telemundo, Univision and Telefutera. His play-by-play experience includes covering 2004 Olympic Games in Athens, Greece, and baseball for the Los Angeles Angels of Anaheim (2005-06) Boston Red Sox (2001) and Oakland Athletics (2000).

QUALCOMM STADIUM

Qualcomm Stadium, the Chargers' home since 1967, underwent an expansion in 1997 that included the addition of 11,500 seats, a club level, 37 new suites and a new west-end Jumbotron screen.

The centerpiece of the renovated stadium was the Club level. Chargers season ticket holders who purchase seats on the Club level enjoy amenities exclusive to Club members. The 7,800 Club seats are wider and padded, and come equipped with an attached drink holder. Club members enjoy wait service at their seats, featuring a menu complete with a variety of food specialties, as well as the comfort of four fan-friendly lounges where they can relax in an air-conditioned setting before, during and after games. Restrooms on the Club level also are upgraded.

The former Jack Murphy Stadium was renamed Qualcomm Stadium after the Qualcomm Corporation contributed \$18 million for naming rights. Additionally, the total number of parking

spaces at the stadium was increased to 19,000, including 461 handicapped spaces, making the parking lot at Qualcomm Stadium the second-largest in the National Football League. There was a significant increase in restroom capacity at the stadium, with the number of women's facilities almost doubled and the men's restroom capacity increased by 33 percent.

San Diego Stadium was originally built in 1967 as a home for the Chargers at a cost of \$27 million. It was dedicated at a Chargers-Lions game on August 20, 1967, before a crowd of 45,988. The 1997 renovation marks the second major facelift to occur at the stadium. Originally built to a capacity of 52,000, the stadium was expanded in 1984 to increase seating capacity to 60,100. The most recent renovation increased the seating capacity at the stadium to approximately 70,000.

The team played before its first-ever sellout crowd on December 3, 1967, when 52,661 turned out to see the Chargers battle the Oakland Raiders.





IT'S THE SURE SIGN OF
GAMETIME.

THERE'S ONLY ONE WAY TO START GAME DAY. KICK IT OFF WITH
THE JUST-RIGHT TASTE OF BUD LIGHT. **HERE WE GO**

