

SAN DIEGO
CHARGERS



MEDIA GUIDE 2009



20 GREATEST MOMENTS

PRESENTED BY



THE BRIGANTINE
FAMILY OF RESTAURANTS
Together-Miguel's • The Bookhouse of Ash • Soccer-Miguel's



FOR THE
GREATEST
AT CHARGERS.COM



GREATEST CHARGERS 50



PRESENTED BY



pepsi



2009 SCHEDULE

<u>PRESEASON</u>	<u>OPPONENT</u>	<u>KICKOFF</u>	<u>TV</u>
Sat. Aug. 15	SEATTLE	7:00 p.m.	KFMB/KCBS
Sat. Aug. 22	at Arizona	7:00 p.m.	KFMB/KCBS
Sat. Aug. 29	at Atlanta	5:00 p.m.	CBS
Fri. Sept. 4	SAN FRANCISCO	7:00 p.m.	KFMB/KCBS
Mon. Sept. 14	at Oakland	7:15 p.m.	ESPN/KFMB
Sun. Sept. 20	BALTIMORE	1:15 p.m.	CBS
Sun. Sept. 27	MIAMI	1:15 p.m.	CBS
Sun. Oct. 4	at Pittsburgh	5:20 p.m.	NBC
Sun. Oct. 11	Bye		
Mon. Oct. 19	DENVER	5:30 p.m.	ESPN/KFMB
Sun. Oct. 25	at Kansas City	10:00 a.m.	CBS
Sun. Nov. 1	OAKLAND	1:05 p.m.	CBS
Sun. Nov. 8	at New York Giants	1:15 p.m.	CBS
Sun. Nov. 15	PHILADELPHIA	1:15 p.m.	FOX
Sun. Nov. 22	at Denver+	1:15 p.m.	CBS
Sun. Nov. 29	KANSAS CITY+	1:05 p.m.	CBS
Sun. Dec. 6	at Cleveland+	1:05 p.m.	CBS
Sun. Dec. 13	at Dallas+	1:15 p.m.	CBS
Sun. Dec. 20	CINCINNATI+	1:05 p.m.	CBS
Fri. Dec. 25	at Tennessee	4:30 p.m.	NFLN/KFMB
Sun. Jan. 3	WASHINGTON+	1:15 p.m.	FOX

All times Pacific. Home games in **BOLD**.

+ Subject to change due to the NFL's Flexible Scheduling.

All Chargers games can be heard on radio on Rock 105.3 FM and in Spanish on XHFG 107.3 FM

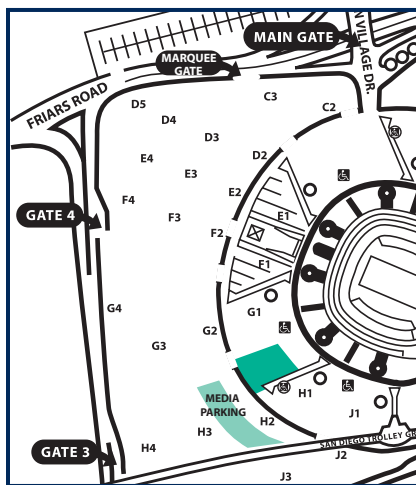
Preseason Games (excluding Aug. 29 at Atlanta) also televised by: KLAS-TV (Channel 8) in Las Vegas; KCOY/KKFX-TV (Channels 10/11) in Santa Barbara; KGMB-TV (Channel 9) in Hawaii; KMIR/KPSE-TV (Channel 6) in Palm Springs; KBAK/KBFX-TV (Channels 29/58) in Bakersfield; KSWT-TV (Channel 13) in the Imperial Valley and Yuma, Arizona, and Televisa (Channel 12, Spanish) in San Diego and Tijuana. For home games, local blackout rules will apply to KFMB, KCBS and KMIR/KPSE.



GAME-DAY INFORMATION

GAMEDAY MEDIA PARKING: Media attending Chargers home games have been assigned reserved areas to park at Qualcomm Stadium. Please refer to the map below or on the back of your assigned parking permit. Please remember you must park in your assigned area and display your parking permit at all times. As a reminder, parking is limited and is being provided as a courtesy to working media.

MEDIA ENTRANCE: All credentialed media must enter at Gate H and are subject to a search procedure. Please be prepared to open all cases and bags for inspection by stadium security personnel. All items will be inspected and tagged for security purposes. Please make sure your bags are identifiable and limit carry-in items to only what is necessary. Remove any security tags from prior games.



The public relations department of the San Diego Chargers serves as liaison between the team and the public and media. Please contact us with all requests for information or game credentials.

San Diego Chargers Public Relations Department

Bill Johnston, Director of Public Relations
 Scott Yoffe, Assistant Director of Public Relations
 Jamaal LaFrance, Media Relations Coordinator
 Jennifer Rojas, Corporate Communications Coordinator
 Joel Price, Manager, Internet Services
 Casey Pearce, Managing Editor—Web Site & Publications

P.O. Box 609609
 San Diego, CA 92160-9609
 OFFICE: (858) 874-4500
 FAX: (858) 292-2760

Chargers.com and Chargersmedia.com

Chargers.com features the latest news on the San Diego Chargers, including player features. The site also includes player bios, rosters, the depth chart, transactions and more. It is the quickest and easiest way to find the latest information on the San Diego Chargers.

Chargersmedia.com is a password-protected site that allows the media exclusive access to credential requests, press releases, a downloadable version of the team's media guide, feature clips and more. Season and single-game credential requests for the 2009 season should be submitted online. Credential requests must be submitted by the sports director, sports editor or photo editor to be considered. Contact the Chargers public relations department for the Web site's log-in ID and password.

Press Will Call

Press Will Call is located at Gate H and opens four hours prior to kickoff.

Media Telephones

Media wishing to obtain a dedicated phone line in the press box should contact Gary Brashear of San Diego Sports Communications at (619) 281-1500.

Press Box

The telephone number in the Qualcomm Stadium press box is (619) 641-5160. The press box is equipped with WiFi technology. Contact the Chargers' PR staff for additional support.

Ticket Information

The Chargers ticket office at Qualcomm Stadium is located at Gate C. For information, call the Chargers ticket office at 1-877-CHARGERS or TicketMaster at (800) 745-3000.

The Media Guide is a publication of the San Diego Chargers. Copyright © 2009 San Diego Chargers. Chargers Editorial Offices: 4020 Murphy Canyon Road, San Diego, CA 92124, (858) 874-4500. Printing: Charter Printing. Production: Milton Yi.

TABLE OF CONTENTS

2009 Schedule	1
Game-Day Information	2
Directory	4

OWNERSHIP, COACHING & ADMINISTRATION

Alex G. Spanos	6
Dean A. Spanos	9
Michael A. Spanos	11
A.G. Spanos	12
Mark Fabiani	12
A.J. Smith	13
Ed McGuire	15
Norv Turner	16
Assistant Coaches	18
Player Personnel	26
Football Staff	29
Administration	30

PLAYERS

Veterans & Returning Players	38
Draft Choices	146
Undrafted Rookies & First-Year Players	150
Rosters	155

2008 IN REVIEW

NFL Final Standings	158
Regular-Season Stats	159
Postseason Stats	160
Takeaway-Giveaway Ratio	161
Starting Lineups	161
Game-by-Game Team Stats	162
Game-by-Game Opponents Stats	163
Miscellaneous Stats	164
Participation Chart	165
Game Summaries	166

RECORDS

Individual Records	186
Team Records	191
The Last Time	197
Career Top Ten	198
Single-Season Top Ten	199
All-Time 300-Yard Passing Games	201
All-Time 100-Yard Rushing Games	202
All-Time 100-Yard Receiving Games	204
All-Time 200-Yard All-Purpose Games	206
Chargers' 10 Longest	207
Opponent's 10 Longest	208
Opponent Top Performances	209
Individual Postseason Records	211
Team Postseason Records	212

YEAR-BY-YEAR STATISTICS

1960–2008	216
-----------------	-----

HISTORY


Series Results	266
Preseason Results	269
Quarterbacks Records as Starters	271
Starting Quarterbacks by Year	271
Postseason History	276
NFL Honors	301
Pro Bowl Appearances	305
San Diego Chargers Honors	305
Chronology	307
Draft History	314
Trade History	321
History of the Chargers Uniform	324
Head Coaches	326
Assistant Coaches	326
All-Time Roster	327
All-Time Colleges	332

GENERAL INFORMATION

2009 NFL Regular-Season Schedule	334
2009 NFL Postseason Schedule	335
2009 NFL Preseason Schedule	335
Chargers on Radio	336
Chargers en Español	337
Qualcomm Stadium	337

MISCELLANEOUS RECORDS & INFORMATION

2009-10 NFL Important Dates	36
Chargers' 10 Largest Margins of Victory	58
Postseason Results	64
Regular-Season Seat Sales and Attendance	80
Top 10 Home/Road Attendance Figures	94
Chargers National TV Night Games	96
Overtime Games	109
Top 10 Warmest/Coldest Games	134
Top Ten Offensive/Defensive Team Performances in Charger History	144
Greatest Comeback Wins	164
Training Camp Information	184
Offensive & Defensive Rankings by Year	214
Chargers in the "Power Blues"	275
Regular Season Streaks	336
Ticket Information	338



DIRECTORY**OWNERSHIP**

Owner	Alex G. Spanos
President—CEO	Dean A. Spanos
Executive Vice President	Michael A. Spanos
Executive Vice President—Executive Officer	A.G. Spanos
Special Counsel to the President	Mark Fabiani
Executive Assistant to the President	Cheri Pedersen

PLAYER PERSONNEL

Executive Vice President—General Manager	A.J. Smith
Executive Vice President of Football Operations—Assistant General Manager	Ed McGuire
Director of Player Personnel	Jimmy Raye
Director of College Scouting	John Spanos
Senior Executive	Randy Mueller
Director of Pro Scouting	Dennis Abraham
Assistant Director of College Scouting	Mike Biehl
National Scout	Tom McConaughey
Scouts	Bryan Cox, Tom Gibbons, Ed Langsdorf, Darrell Moody, Paul Skansi
Executive Assistant—Player Personnel	Chris Hobbs
Executive Assistants	Tricia Campanella, Elizabeth Spatola

FOOTBALL STAFF

Head Athletic Trainer	James Collins
Assistant Athletic Trainers	Damon Mitchell, Will Rogers
Director of Video Operations	Brian Duddy
Assistant Director of Video Operations	Jason Negus
Video Assistant	Matt LeValley
Director of Player Development	Arthur Hightower
Equipment Manager	Bob Wick
Assistant Equipment Manager—Field Manager	Chris Smith
Equipment Assistant	Kevin Duddy

COACHING

Head Coach	Norv Turner
Offensive Coordinator	Clarence Shelton
Defensive Coordinator	Ron Rivera
Tight Ends & Assistant Head Coach	Rob Chudzinski
Special Teams	Steve Crosby
Assistant Secondary	Cris Dishman
Offensive Line	Hal Hunter
Defensive Line	Don Johnson
Wide Receivers	Charlie Joiner
Linebackers	John Pagano
Quarterbacks	John Ramsdell
Offensive Line	Mike Sullivan
Secondary	Steven Wilks
Assistant Linebackers	Greg Williams
Running Backs	Ollie Wilson
Strength and Conditioning	Jeff Hurd
Assistant Strength and Conditioning	Vernon Stephens
Coaches Assistant	Steve Gera
Assistant to the Head Coach	Margie Smith
Football Administrative Assistant	Regis Eller

ADMINISTRATION

Executive Vice President—Chief Operating Officer	Jim Steeg
Executive Assistant	Yolanda Tyus
Executive Vice President	Jeremiah T. Murphy
Executive Vice President—Chief Financial Officer	Jeanne M. Bonk
Controller	Marsha Wells
Assistant Controller	Rich Alexander
Accounting Manager	Chrystal Lee
Accounts Payable	Sheila Askin
Accounts Receivable	Lesley Fisher
Payroll/Human Resources	Starlene Gangitano
Vice President—Chief Marketing Officer	Ken Derrett
Executive Assistant	Jennifer Stakiw
Senior Director of Marketing Partnerships	Dennis O'Leary
Senior Manager, Marketing Partnerships & Broadcasting	S. Brandon Ward
Corporate Sales Managers	Doug Carnahan, Chris Lee
Manager, Client Services	Amy Schreiber
Client Services Coordinator	Erin VandenBergh
Senior Director of Ticket Sales & Services	Todd Poulsen
Managers, Premium Seating Sales	Emily Gowdy, Tom Milks, Brad Stewart
Manager, Suite Services	Allison Escott
Manager, Ticket Sales	Steve Pankowski
Director of Business Operations	John Hinek
Business Operations Assistant	John Leatherwood
Receptionist	Georgette Rogers
Facilities Coordinator	Chuck Sandusky
Head Staff Assistant	Paul Chapman
Staff Assistant	JayJay Maniquis
Director of Public Relations	Bill Johnston
Assistant Director of Public Relations	Scott Yoffe
Media Relations Coordinator	Jamaal LaFrance
Corporate Communications Coordinator	Jennifer Rojas
Manager, Internet Services	Joel Price
Managing Editor—Web Site & Publications	Casey Pearce
Director of Public Affairs & Corporate/Community Relations	Kimberley Layton
Community Relations Coordinator	James Bourguignon
Director of Security	Dick Lewis
Director of Stadium/Game Operations & Special Events	Sean O'Connor
Creative Services Manager	Kevin Daly
Stadium Operations Manager	Tom Carson
Director of Ticket Operations	Michael L. Dougherty
Ticket Operations Manager	Brian Olson
Ticket Operations Assistant	Betsy Pyle
Director of Guest Services	Shirley Aboyme
Guest Services Manager	Erica Hooper
Club Seat Services Manager	Linda Gandy
Club Seat Services Representative	Mekaela Berry
Guest Services Representatives	James Navarra, Jose Virgen
Customer Service Representatives	Julie Dalforno, Joanne Hernandez
Team Doctors	Dr. David Chao, Dr. Tal David, Dr. Jerry Hizon, Dr. Calvin Wong





ALEX G. SPANOS

Owner

In his early years, Alex Spanos worked day and night, seven days a week in his father's bakery. His growing family was struggling to make ends meet on \$40 a week. In 1951, at the age of 27, the time came for Spanos to make the toughest business decision of his life – to stay in the family business or strike out on his own.

More than 57 years later, Spanos is the founder of one of the leading real estate and development companies in the building industry. He is the founder of A.G. Spanos Companies, one of the nation's largest family-owned construction companies, and his commitment to quality and integrity are imprinted in the daily operation and management of the San Diego Chargers as well as the 10 companies that are wholly owned and managed by the Spanos family.

REALIZING A DREAM

The success of the A.G. Spanos Companies has allowed him to pursue many dreams, including owning a National Football League team.

"I always believed in the pursuit of one's dreams," Spanos said in announcing his intention to buy the team. "For me, it has been a lifelong goal to own an NFL team. In buying the San Diego Chargers, I've been able to realize a dream."

On Aug. 1, 1984, the dream became reality.

Alex turned over the day-to-day operations of the Chargers to his oldest son, Dean, in 1994 and it was with great pride in 2006 that Alex decided to step back from the team altogether and become a full-time fan. He enjoys watching sons, Dean and Michael, along with grandsons, A.G. and John, guide the Chargers organization to success.

A MODEL BUSINESS

Spanos made family part of his formula for business success. The A.G. Spanos organization, including the Chargers, is a family-run operation.

Dean serves as president-chief executive officer of the Chargers and president of the Spanos corporate organization. Michael manages the construction and development activities of the company and is the executive vice president of the Chargers. Dean's two sons – A.G. and John – both hold positions in the Chargers' front office. Spanos' daughter, Dea, has two sons, Dimitri and Lex Economou, who both work for A.G. Spanos Companies. Dimitri works in land acquisitions for the Southern California division and Lex heads the construction division in Denver, Colorado. In addition to the Chargers, the Spanos companies comprise of the following: A.G. Spanos

Construction, Inc.; A.G. Spanos Management, Inc.; A.G. Spanos Development, Inc.; A.G. Spanos Enterprises, Inc.; A.G. Spanos Realty, Inc.; AGS Financial Corporation; AGS International Corporation; A.G. Spanos Securities Corporation; A.G. Spanos Ventures, and The Spanos Corporation.

GIVING BACK

Spanos' community spirit and generosity have paid countless dividends worldwide.

The Chargers Community Foundation was created and funded by Spanos in 1995 and has delivered more than \$8 million to help San Diego build on its strengths by supporting individuals, activities and organizations that work to make the city a better place to live. It focuses on youth and education and is a major source of community support in San Diego.

Spanos has always been a strong supporter of high school sports in San Diego. He annually sponsors the CIF San Diego Section football championships, allowing the games to be played in Qualcomm Stadium, and his backing of the San Diego High School Sports Association and the San Diego County high school all-star football game led to the game being named the Alex Spanos All-Star Football Classic in 1993.

Spanos led the effort to bring Super Bowl XXXVII to San Diego in January 2003, marking the second time in five years that Spanos had delivered the Super Bowl and focused the world's attention on San Diego. Spanos is credited for using his influence with the NFL and its owners to land Super Bowl XXXII for the City of San Diego, played Jan. 25, 1998. Each game brought close to \$300 million to the regional economy.

Spanos' leadership also was instrumental in bringing the 1996 Republican National Convention to San Diego, yet another financial coup for the city.

Here are just a few of the notable gifts from Spanos and the Foundation to San Diego:

- The Foundation's first contribution was a \$1.5 million donation to kick off the \$6.5 million fundraising effort for the San Diego Hall of Champions Sports Museum.
- In 1998, Spanos announced the creation of the Brooke Humphries Heart Fund in honor of retiring quarterback Stan Humphries. Spanos made a six-figure contribution to San Diego Children's Hospital in Brooke's name. Stan's daughter, Brooke, underwent major surgery at the hospital to correct a heart birth defect.
- Spanos and his family kicked off the week of Super Bowl XXXII in 1998 with major six-figure

contributions to both Children's Hospital and Christmas in April.

- In 1995, Spanos' financial support led to the development of a multi-use sports facility for the Pacific Beach community and the students of Kate Sessions Elementary and The Bishop's School. The Alex G. Spanos Sports Fields were dedicated in 1997.
- In 1994, he kicked off a fundraising telethon for the San Diego Olympic Training Center with another six figure pledge and a challenge to the local community.
- Spanos built the state-of-the-art Alex G. Spanos Athletic and Recreation Building at the University of California-San Diego.
- Children's Hospital benefited as did San Diego County Easter Seals when he served as chairman of their telethons. He also chaired the Loaned Executive campaign drive for United Way/CHAD.
- Following the completion of the national World War II Memorial in Washington D.C., Spanos made it possible for more than 145 WWII vets and their families from Northern California to take a trip to visit the Memorial. Operation Freedom Flight, as it was called, raised \$225,000, including nearly \$100,000 from Spanos.
- In 1998, Spanos generously gave separate \$1 million donations to four different institutions in California. His support to his alma mater, the University of the Pacific, improved the stadium, athletic facilities and residence halls for the entire student population.
- A similar contribution to Sacramento State's athletic facilities enabled the university to host the 2000 Olympic track and field trials. The same support also went to rebuild the Samuel N. Hancock Christian School, a private school in an urban area of Stockton.
- In 1997, he gave \$1 million to the American Red Cross to help flood victims in Northern California and helped raise an additional \$1 million.

Other notable efforts by Spanos include spearheading a 1991 campaign during the Gulf War crisis that raised more than \$4.5 million for the USO, the most successful fund-raising event in its history. He also was the founder and driving force behind seven biennial fund-raising dinners benefiting assorted children's charities, including San Diego Children's Hospital and Health Center, and each dinner neared or topped \$1 million.

HONORED FOR GENEROSITY

Organizations across the country and around the world have honored Spanos often for his generosity.

In September, 2009, Spanos will be inducted into the Cal-Poly San Luis Obispo Hall of Fame for his support of the university. The support from Alex and Faye has allowed the school to renovate and expand their 11,000-seat football and soccer stadium, leading to it being renamed Alex G. Spanos Stadium.

The gift was the single largest gift in the history of Cal-Poly athletics. In addition, the couple funded the renovation of the university's music center and theatre that was later renamed the Alex & Faye Spanos Theatre.

In 2008, he was awarded the Medal of the Commander of the Order of Honor by the President of the Hellenic Republic, Mr. Karolos Papoulias. The honor came in recognition of his assistance and humanitarian contributions to his country of heritage, Greece. Spanos' contributions in support of Greece included a \$1 million pledge to the Greek Fire Relief Fund, established by the Archdiocese. His financial support also has gone to earthquake relief efforts, education in the form of scholarships and grants to improve schools, build new libraries, and numerous projects focused on promoting and honoring the rich history and traditions of Greece.

Also in '08, Spanos was honored by the NFL Alumni Association with its Order of the Leather Helmet Award for his substantial contributions to professional football.

Spanos and his wife, Faye, were appointed by President George W. Bush to the Presidential Delegation to the 2004 Olympic Games in Athens, Greece. They were joined on the Delegation by Former President George H.W. Bush, Barbara Bush, their granddaughters, Barbara and Jenna, The Honorable Thomas Miller, U.S. Ambassador to Greece and former tennis champion, Chris Evert. In 2007, Spanos was awarded the medal of Commander of the Order of the Phoenix by the Government of Greece for his many contributions to that country.

In 2004, Alex and Faye also were awarded honorary degrees of Doctor of Humane Letters at the commencement exercises for Hellenic College/Holy Cross. That same year Mr. Spanos received a Doctor of Humanities from Cal Poly-San Luis Obispo.

Father Nicholas Triantafyllou, President of Hellenic College, noted that "Faye and Alex Spanos represent all that is good about our Greek American heritage and Orthodox faith. At the center of their more than six decades together is the love, respect and honor which they have for each other, their family, their church and the great community in which they live."

Spanos has received many of the nation's and San Diego's most prestigious honors for his commitment to community and humanity, including the Horatio Alger Award, the Ellis Island Medal of Honor, the Gloria Swanson Humanitarian Award, the Grand Cross of Honour by the Supreme Council of Scottish Rite, and the Anti-Defamation League of B'nai Brith's National Distinguished Community Service Award for devotion to community and concern for others. Dean earned the unique distinction of becoming a second generation recipient of the Ellis Island Award in 2002.

Alex also has received many of San Diego's top honors for his generosity, including awards given by the Greater San Diego Chamber of Commerce, the San Diego Convention and Visitors Bureau and the San Diego Boys and Girls Clubs.

Continued next page

HIS STORY

These acts of caring demonstrate the commitment of a man who carved a remarkable career in business and whose dedication to family and community has been an inspiring example for others.

Spanos outlined his lifelong credo of giving back in his autobiography, *"Sharing the Wealth: My Story"*, a compelling first-hand account of the events and decisions in his life that became his basic fundamentals for success. As he reveals in his book, he feels it's a duty and privilege to share his secrets of success.

In the book's foreword, Rush Limbaugh says: "You are about to race through a marvelous and riveting account of a distinctly American life in which the concepts of 'failure' and 'can't' do not apply...Be prepared to be dazzled, informed, entertained, and challenged...This is a book that will change your life forever and for the good."

Spanos was born in 1923 in Stockton, California. He developed his tireless work ethic early, starting at age eight in his father's restaurant, rising before dawn to help prepare pastries before attending school. In 1951, Spanos borrowed \$800, purchased a truck and set out on his own.

He began his own catering business and later began investing in real estate. In 1960, he formed the A.G. Spanos Construction Company.

Another side to this complex man was revealed with the help of his close friend Bob Hope. Spanos displayed an entertainer's talent and flair when he lived a childhood dream and danced on stage. Together, Spanos and Hope sang and danced on numerous occasions both in the United States and abroad.


Spanos' acquisition of the Chargers culminated a lifelong interest and involvement in sports. He earned varsity letters in swimming and diving at the University of the Pacific in Stockton and later distinguished himself as an amateur golfer. Spanos was the first person ever to be on the winning team in both the Bob Hope Desert Classic in Palm Desert (1977) and the Bob Hope British Pro-Am (1980).

Alex and his wife, Faye, are celebrating 61 years of marriage this year (Aug. 22). The couple has four children – Dean, Dea (Mrs. Ron Berberian), Alexis (Mrs. Barry Ruhl), and Michael – 15 grandchildren and one great-grandson. They maintain residences in Stockton and Palm Springs, California, and Tarpon Springs, Florida.



The Spanos family celebrates the Chargers' AFC West clinching win over Denver last December. It marked the Chargers' fourth AFC West crown in the last five seasons.

Photo: Mike Nowak



DEAN A. SPANOS

President – Chief Executive Officer

It was 1994 when Alex Spanos appointed his son, Dean, to be President and Chief Executive Officer of the San Diego Chargers.

And it was 1994 that turned out to be the most successful and most memorable season in Chargers history as the team took San Diego for a wild ride all the way to Super Bowl XXIX.

Under Dean's leadership, the Chargers have reclaimed the mantle as one of the elite teams in the NFL. The past five seasons have seen the Chargers win four AFC West titles and 57 games, including three playoff games, while enjoying 39 consecutive regular season and postseason sellouts at Qualcomm Stadium. Only three teams have won more games over that span.

Spanos has overseen the effort and provided the resources to build and maintain one of the league's most talented rosters, including the signing of a new contract for future Hall of Fame running back LaDainian Tomlinson. Continuity on a roster that includes 14 players who have earned Pro Bowl berths points to continued success for the team.

Dean has spearheaded the effort to make Chargers games the most enjoyable in the NFL, acknowledged in 2006 when the Chargers were named the League's most fan-friendly team by FansVoice.com.

Spanos' personal relationship with San Diego has played a key role in the team's success. Dean and the Spanos family are recognized as one of pro football's most philanthropic families and one of Southern California's most active and caring contributors. His unending financial and emotional support of youth sports and education is unmatched in San Diego.

Spanos' commitment to San Diego and the team is clear. He has dedicated years of hard work and millions of dollars to develop a plan to give San Diegans a modern football-only stadium and secure a long-term home for their football team. His leadership of the team and passion for San Diego is undeniable. The reason for this heartfelt bond is clear: Dean has proudly called San Diego home since the day he moved his family to the area in 1984.

DUAL PRESIDENCIES

When his father purchased majority interest in the team on August 1, 1984, Dean became the man behind the scenes for the Chargers while also serving as president of all Spanos corporate entities. Dean now serves as President and Chief Executive Officer

of the Chargers, overseeing all business and football operations, while also serving on the NFL's Business Ventures, International, Legislative and Management Council Executive Committees.

Dean has been working in the family-owned apartment construction and land development business for 36 years. He shares the responsibility with his brother, Michael, for all construction operations nationwide and all financial matters relating to the acquisition and development of projects for the Spanos organization.

CONTINUES TRADITION OF GIVING

In addition to running the football organization, Dean has continued the long-standing tradition of community service and support made famous by the Spanos family and the Chargers.

"My family and I are proud to be a part of the San Diego community," said Spanos. "I'm very fortunate to be in a position to help the people who have been so supportive of the Chargers over the years."

In March 2000, he announced the creation of Chargers Champions, an education and fitness initiative of the Chargers Community Foundation benefiting San Diego County students and schools. Since its inception, 175 outstanding high school juniors have been selected for their outstanding leadership and awarded tuition scholarships and laptop computers. Chargers Champions also makes a strong commitment to improving the health of the County's children by providing grants up to \$75,000 for physical fitness improvements on school campuses.

This commitment of scholarships and grants totals nearly \$4 million over the past 10 years.

To date, Spanos' brainchild has provided funding for more than 50 health and fitness projects in local schools, including 15 weight rooms/fitness centers, eight outdoor playing fields/tracks, 14 fitness trails and a myriad of other projects and programs dedicated to improving the health of San Diego's kids.

Local student athletes received a giant boost in 2000 when the Spanos family and Chargers Community Foundation supplied the initial funding to organize the first-ever freshman football and girls volleyball programs in the 16 San Diego City high schools. This major public-private partnership created more than 1,000 extracurricular opportunities for students.

Youth football in San Diego also has known no greater champion than Spanos and the Chargers.

Continued next page

Spanos' financial support made possible the creation of a new Challenger Division for San Diego's Palomar Pop Warner League. This devotion to youth football led the national organization of Pop Warner to name the Chargers the 2007 Pop Warner NFL Team of the Year.

And the Chargers Community Foundation has helped local deserving organizations over the past 14 years to the tune of \$8.5 million, not counting the many personal contributions by the Spanos family.

In 2007, when wildfires ravaged San Diego County for the second time in five years, Spanos jumped to the forefront with the single largest personal donation — \$1 million — to aid affected families and the recovery effort. He made an identical \$1 million contribution immediately following the wildfires that hit the community in 2003. Spanos and the team also collected additional funds for the San Diego Chargers Fire Relief Fund, adding another \$500,000 to the total in 2003.

Dean also is a strong supporter of San Diego's Police, Fire and Sheriff's departments, providing more than \$600,000 in grants and direct assistance in just the last few years. Thanks to Dean's generosity, Critical Communications Centers have been upgraded and new horse patrol trailers and mobile command units for the Police department have been purchased. Wildfire fighting gear has been purchased as has other fire-fighting equipment for local agencies. In response to an increase in child abduction cases, Dean hosted and paid for critical law enforcement training classes for the Sheriff's department.

Dean continues to be a major force in the San Diego business and civic communities. He is a major contributor to Rady Children's Hospital, San Diego's High School Sports Association, the San Diego Blood Bank, STAR/PAL, Huntington's Disease Society of America, San Diego State University Campanile Foundation, University of San Diego and the San Diego Police Foundation.

A huge economic benefit to the community came in 1998 when Dean and Alex Spanos secured Super Bowl XXXII for the City of San Diego. It marked the second time in five years that the City of San Diego enjoyed the huge financial windfall from hosting a Super Bowl. Super Bowl XXXVII in January 2003 brought more than \$300 million to the San Diego economy.

COMMUNITY HONORS

Community honors come frequently to Dean and his wife, Susie.

Dean was honored in 2006 with an appointment by President George W. Bush to be a Member of the Board of Trustees of the John F. Kennedy Center for the Performing Arts.

"I am honored that President Bush has entrusted this position to me," Spanos said at the time. "I look forward to playing a role in supporting the nation's most prestigious arts center."

Dean had the unique distinction of being a second-generation recipient of the renowned Ellis Island

Medal of Honor in 2002, 16 years after his father was similarly honored. He was also inducted into the DeMolay International Alumni Hall of Fame in 2002. DeMolay International is an organization dedicated to preparing young men to lead successful and productive lives.

In 2007, the local Salvation Army named Dean and Susie as their Most Valuable Philanthropists. In 2006, Dean was the honored recipient of the Golden Achievement Award from the Boys & Girls Clubs of San Diego. This recognition was given for his contributions to the Boys & Girls Clubs as well as the San Diego community. Junior Achievement of San Diego also honored Dean that year for his community leadership and specifically for his support of youth education initiatives by inducting him into its Hall of Fame.

The Warner Award, the top honor of the national Pop Warner football organization, was bestowed upon Dean for his commitment to youth football and its Little Scholars education initiative in 2005. The San Diego Chapter of the National Football Foundation also has presented Dean with its highest honor, the Distinguished American Award, and in '04, the Police Historical Society presented him with their first Cota Award for community philanthropy and support of law enforcement. In 2001, the San Diego Hall of Champions Sports Museum presented Dean and Susie with their Community Champions Award, the Hall's most distinguished award. The couple also received the Harold Leventhal Community Service Award in 2003, the top award of the Huntington's Disease Society of America, presented by the national board for their generosity.

BUSINESSMAN AND FAMILY MAN

Dean Alexander Spanos was born in Stockton, California. He earned varsity letters in football and golf at Lincoln High School in Stockton. Dean received Lincoln High School's Hall of Fame Award, which honors alumni whose contributions and accomplishments are representative of the school. He was recognized for his achievements in the areas of business and athletics. Dean continued his golfing career at the University of the Pacific in Stockton where he graduated in 1972 with a degree in business administration. He maintains close ties with his alma mater, having served as a regent at the University.

An avid golfer since his college years, Dean has been on the winning team in five Pro-Am tournaments, including back-to-back wins in 1990 at the Bob Hope Chrysler Classic and the AT&T National Pro-Am at Pebble Beach with partner Hubert Green. He successfully defended his title at the Hope Classic in 1991. Spanos' first win came with Green at the 1985 Bing Crosby Pro-Am at Pebble Beach, where Dean was awarded the "Most Valuable Amateur" trophy for supplying the most help to his professional partner. Later that year, his second win came in the 1985 Senior Players Reunion Pro-Am in Dallas, where he



teamed with Billy Casper.

Susie received one of San Diego's most prestigious awards in 2001 when she was honored as a "Woman of Dedication" by the Salvation Army. She also has been named the Woman of the Year by the San Diego Leukemia Society for her philanthropic work in the community. Susie is active in and on the board of many charitable organizations in San Diego, including the Campanile Foundation at San Diego State University and the San Diego Women's Foundation. She also is an advisory member of Las Patronas, one of San Diego's leading non-profit organizations. Susie has been a driving force in supporting the San Diego Blood Bank and its umbilical cord blood program, helping the Chargers' annual blood drive become one of the most successful in the nation.

Son Alexander Gus (A.G.) is the Chargers' executive vice president-executive officer. Previously he spent five years as the team's director of marketing programs and business development. A.G. is a graduate of the business school at the University of Southern California. Prior to joining the Chargers full-time in 2001, he worked in the NFL Europe office in London and at the NFL office in New York. As a freshman, A.G. attended Tufts University in Medford, Mass., where he was a member of the football team. In high school,

he earned six varsity letters as a two-sport athlete (basketball and football) at La Jolla Country Day School.

Son John Dean is the team's director of college scouting. Previously he was the assistant director after serving as a pro and college scout. John has worked in the organization — mostly in the football personnel department — for 13 years. He graduated from Wake Forest University with a degree in business in 2002. He also interned one summer and later worked one year at the NFL Management Council's office in New York. While at The Bishop's School in La Jolla, John earned nine varsity letters in a variety of sports — football, basketball and golf — and played on three championship teams.

EXECUTIVE STAFF



CHERI PEDERSEN
Executive Assistant
to the President



MICHAEL A. SPANOS

Executive Vice President

Michael A. Spanos became executive vice president of the Chargers in 1995. In that capacity, he assists in financial and management matters pertaining to the team. Michael joins his father, Owner Alex Spanos, and brother, President-CEO Dean Spanos, in steering the direction of the organization.

As executive vice president of the A.G. Spanos Companies, Michael is responsible for the construction and development activities of the organization around the country. He monitors and oversees the office divisions in the states where the company builds and develops. His responsibilities also extend to the areas of property management, land acquisition, as well as to the preparation of all plans for any future direction and growth of the company's construction

and land development activities. From the company headquarters in Stockton, Michael travels regularly across the country to monitor and manage building projects in several states.

Born in Stockton, California in 1959, he attended Lincoln High School and graduated from the University of the Pacific, where he earned a bachelor's degree in business administration. In 1989, Michael was appointed to the Board of Regents at the University of the Pacific, where he served for five years. Michael continues to contribute both his time and resources to the development of several projects involving youth sports and education. He and his wife, Helen, reside with their five children in Stockton, California.



A.G. SPANOS

Executive Vice President – Executive Officer

A.G. Spanos was elevated to executive vice president – executive officer in July 2008 after serving the past five seasons as the team's director of marketing programs and business development.

Spanos oversees all business operations of the Chargers, including future business planning and development. The team's business departments report directly to him, and he represents the Chargers at all League and ownership meetings.

Spanos is a leader in the Chargers' front office, spearheading several key initiatives. Currently he is overseeing the team's 2009 plans to celebrate its 50th season and the 50th anniversary of the American Football League, including all marketing, merchandising and promotional opportunities. He is responsible for developing and directing the organization's vision for new media and growth on the internet by coordinating all marketing and promotional content on the team's official website, Chargers.com. He also works closely with the Chargers' broadcast partners, both television and radio, in coordinating the overall presentation of the team's official shows.

Spanos was responsible for the implementation and development of the Chargers' new logo and marks in 2007 that included new uniforms for the team. He spearheaded the opening of a new Chargers Team Store at Qualcomm Stadium and has worked exclusively

with the merchandise partners who supply the store, as well as the team's On-Line Pro Shop at Chargers.com. He is behind an effort to preserve the team's video and photo historical collections by developing an electronic archiving system and lastly, in an ongoing effort to expand the Chargers reach internationally, particularly to fans in Mexico, Spanos oversees the Chargers' Hispanic outreach program and youth initiatives program.

Before joining the Chargers full-time in 2001, Spanos assisted the director of strategic planning for NFL Europe's London office, analyzing market research for the entire league. While working for the team, he also spent one summer at the NFL League Office in New York assisting the business operations department.

Spanos earned a Bachelor's degree in marketing from the Marshall School of Business at the University of Southern California. He spent one summer completing an internship at KFMB-TV as a production manager while he was attending USC. As a freshman, he played football while attending Tufts University in Medford, Mass.

Spanos was born in Stockton, California and is the oldest son of team President Dean Spanos and his wife, Susie. He attended La Jolla Country Day School in La Jolla where he lettered in football and basketball. Spanos resides in La Jolla.



MARK FABIANI

Special Counsel to the President

Mark Fabiani joined the Chargers in 2002. His primary function is to work with the greater San Diego community to explore opportunities for a new state-of-the-art football stadium in the San Diego region.

Since joining the Chargers, Fabiani and his La Jolla-based firm, Fabiani & Lehane LLC, has taken the lead in working with taxpayers and fans to create a publicly-acceptable solution to the stadium issue. He also has managed the grassroots effort to solicit ideas from the community.

In 2000, Fabiani served as the deputy campaign manager for communications and strategy for former

Vice President Al Gore's presidential campaign — the closest presidential election in modern history. He was responsible for coordinating the campaign's communications and media strategies and tactics, including the Vice President's post-election Florida vote count effort. Fabiani also served as the campaign's chief spokesperson, appearing daily on national television broadcasts.

Prior to serving under Gore, Fabiani held the position of special counsel to President Bill Clinton from 1994 through the '96 presidential campaign. Fabiani provided legal, communications and political counsel to the


President and First Lady of the United States on allegations and investigations of White-water and other related matters. As part of his duties Fabiani produced and communicated the legal, legislative, and political responses to inquiries from the media, Capitol Hill and investigative agencies. In this role, Fabiani also served as the White House's principle spokesperson before the national media, appearing regularly on major news shows.

Fabiani's experience with complex problem resolution also includes four years of service as deputy mayor of Los Angeles and chief of staff to Los Angeles Mayor Tom Bradley. In that post, he managed political strategy, media relations, policy analysis and an executive staff of 129 for the mayor. Fabiani directed day-to-day interaction between the mayor's office and the media, general managers of city departments, the City Council, and the city's principle private sector companies and public sector institutions.

Fabiani, who graduated cum laude from Harvard Law School in 1982, also has served in senior positions at the United States Department of Justice and the Department of Housing and Urban Development. As a deputy assistant attorney general at the Justice Department, he was responsible for policy development for the Attorney General. As deputy assistant secretary at HUD, Fabiani implemented the federal government's Empowerment Zone Initiative for urban revitalization.

Fabiani's firm, Fabiani & Lehane LLC, provides strategic advice and tactical execution to companies and individuals facing complex financial, marketing, communications and legal challenges.

Fabiani was born in Ellwood City, Pennsylvania. He earned a bachelor's degree in philosophy from the University of Redlands. Fabiani and his family have resided in the San Diego area since 1996.



A.J. SMITH

Executive Vice President—General Manager
25th NFL Season, 11th with Chargers

Chargers General Manager A.J. Smith has assembled one of the NFL's finest teams. Named by *Forbes Magazine* in 2006 as the NFL's top general manager, Smith has overseen a renaissance in San Diego during which the Chargers have won three straight AFC West championships and four in the last five seasons. That success has carried over to the postseason where the Chargers' three playoff wins in 2007-08 mark the franchise's first since 1995.

Smith took the reins of the Chargers on April 22, 2003 after his close friend and longtime associate, John Butler, lost a lengthy battle with cancer. In Smith's six years as general manager, the Chargers have won 58 regular-season games, more than all but three teams in the NFL. Only the New England Patriots (77), Indianapolis Colts (75) and Pittsburgh Steelers (62), who have combined to win 14 division titles and five Super Bowls in that time, have won more. Smith will not rest, nor will he be satisfied, until the Chargers can add their name to that list as Super Bowl champions.

Smith's success since taking over as general manager has not been lost on the organization. On Jan. 1, 2008, President & CEO Dean Spanos rewarded him with a five-year contract extension thru 2014.

Smith has made many notable decisions during his tenure, but among those that stand out is the recommendation he made to Spanos that the Chargers hire Norv Turner as head coach. Spanos took that recommendation and he and Smith have had a front row seat

as Turner has guided the team to an AFC Championship Game and two division titles in his first two years.

A key component of the team's success has been Smith's ability to acquire Pro Bowl talent, including a team-record 11 Pro Bowlers in 2006. Smith has been able to do so with the support and financial backing of Spanos.

In perhaps his most notable player move, Smith selected quarterback Eli Manning with the first overall pick in the 2004 NFL Draft, and less than an hour later, traded him to the New York Giants for Philip Rivers and several draft picks that were used to select three-time Pro Bowl linebacker Shawne Merriman and Pro Bowl kicker Nate Kaeding.

It didn't take long for Smith to earn a reputation as one of the NFL's top talent evaluators. Just one full year into the job, he was named the NFL's 2004 Executive of the Year by *Pro Football Weekly*, the Professional Football Writers of America (PFWA), FoxSports.com and CBS Sportsline.com. And in 2006, in addition to his selection as Forbes top NFL general manager, the magazine ranked Smith fourth overall among his counterparts in the four major professional sports leagues in the United States and Canada (NFL, NBA, NHL and MLB).

Prior to assuming the general manager's role in San Diego, Smith spent the previous 27 years moving methodically through the ranks of professional football. He worked as a part-time scout, full-time scout,

Continued next page



assistant director of scouting, director of scouting and assistant general manager before being promoted to executive vice president-general manager of the Chargers.

Indianapolis Colts President Bill Polian said of Smith: "In football, A.J. has been there and done that with everything there is to do in the game, going back to the USFL days. He is a quintessential football man."

And Baltimore Ravens General Manager Ozzie Newsome added: "A.J. learned from Bill Polian in Buffalo. And he learned from George Allen in the USFL. He's been around successful people, so he's learned the right way to do things."

Smith began his second tenure with the Chargers Jan. 18, 2001 as assistant general manager and director of pro personnel. His duties included monitoring NFL transactions, evaluating pro talent, and handling tryouts and free agent contracts.

Smith has worked in pro football since 1977, including three years in the United States Football League in the early 1980s. He spent 14 seasons (1987-2000) with the Buffalo Bills, joining the team as an area scout in 1987 before being named assistant director of college scouting in 1989. In 1993, Smith became director of pro personnel.

During his tenure in Buffalo, which are referred to as the "Glory Years" in Bills history, Smith worked closely with Hall of Fame coach Marv Levy as the team's assistant director of college scouting. And during that time, Buffalo made appearances in Super Bowls XXV, XXVI and XXVII. Smith was promoted to director of pro personnel prior to the Bills' appearance in Super Bowl XXXVIII.

Smith served as the Chargers pro personnel director from 1985-86. He also held scouting positions with the USFL's Chicago Blitz (1982-83) and Pittsburgh Maulers (1984). He began his NFL career in 1977 as a volunteer part-time scout for the New York Giants under the direction of Jim Trimble and moved on to become a part-time scout for the New England Patriots (1978-1980) and Houston Oilers (1981).

Smith made his start in football as an assistant coach at Cranston West High School in Cranston, Rhode Island from 1971-76. He was the head coach of the Rhode Island Kings of the Eastern Football League in 1976 and an assistant coach at the University of Rhode Island in 1978.

Smith is a graduate of Bishop Hendrick High School in Warwick, Rhode Island. He was a standout on the football and track teams and was inducted into the school's hall of fame in 2003. Smith earned a degree in health and physical education from Kentucky Wesleyan College in 1971. In June 2005, Smith returned to his alma mater for the dedication and presentation of a plaque in his honor, which hangs in the A.J. Smith Weight Room inside the Woodward Health and Recreation Center.

Smith played semi-pro football as a wide receiver with the Attleboro (Mass.) Kings of the Eastern Football League from 1972-74 and had a tryout with the Washington Redskins in 1974. He was inducted into the American Football Association's Minor/ Semi-pro

Football Hall of Fame in 1990. Smith also taught health and physical education in the Providence (R.I.) junior high school system from 1971-1985.

Smith and his wife, Susan, reside in Rancho Santa Fe. The Smiths have two children, a daughter, Andrea, and a son, Kyle.

Andrea graduated Cum Laude from Cortland State in New York with a degree in sports management. She was an honorable mention All-America volleyball player for the Red Dragons. Andrea now lives in Los Angeles and is an account manager of premium seating services for AEG, Staples Center and NOKIA Theatre L.A. Live.

Kyle had an outstanding football career at Youngstown State. He was a wide receiver and punt returner who set a school record with a reception in 30 consecutive games. Kyle left the Youngstown, Ohio campus ranked ninth in school history with 101 career catches; 11th with 1,536 receiving yards, and third with 56 punt returns and 377 punt return yards.

As a senior, Kyle was the Penguins' Most Valuable Player and a team captain. Following his senior season, he was invited to play in the 2006 Hula Bowl All-Star Game.

Since leaving Youngstown, Kyle has spent time with the Minnesota Vikings in 2006, the Tampa Bay Buccaneers in 2007 and the Berlin Thunder of NFL Europa in '07 as an allocation of the Bucs. In 2008, he was signed to the practice squad of the Arena Football League's Arizona Rattlers and is currently playing in the Canadian Football League for the Winnipeg Blue Bombers.



Smith's Pro Bowl Acquisitions

Draft Choices:

Hanik Milligan (2003)
Nick Hardwick (2004)
Nate Kaeding (2004)
Shawne Merriman (2005)
Marcus McNeill (2006)
Antonio Cromartie (2006)

Philip Rivers (2004 via trade)


Lorenzo Neal (2003 via UFA)

Kris Dielman (2003 undrafted free agent)
Antonio Gates (2003 undrafted free agent)
Kassim Osgood (2003 undrafted free agent)

(year acquired)

A.J. Smith's Experience

1971-76	—	Assistant Coach, Cranston West High School
1976	—	Head Coach, Rhode Island Kings (EFL)
1977	—	Part-Time Scout, New York Giants
1978	—	Assistant Coach, University of Rhode Island
1978-80	—	Part-Time Scout, New England Patriots
1981	—	Part-Time Scout, Houston Oilers
1982-83	—	Scout, Chicago Blitz (USFL)
1984	—	Scout, Pittsburgh Maulers (USFL)
1985-86	—	Pro Personnel Director, San Diego Chargers
1987-88	—	Area Scout, Buffalo Bills
1989-92	—	Assistant Director of College Scouting, Buffalo Bills
1993-00	—	Director of Pro Personnel, Buffalo Bills
2001-02	—	Assistant General Manager—Director of Pro Personnel, San Diego Chargers
2003-09	—	Executive Vice President—General Manager, San Diego Chargers

**ED MCGUIRE**

**Executive Vice President of Football Operations—
Assistant General Manager**
22nd NFL Season, 12th with Chargers

Ed McGuire has enjoyed a steady ascent since joining the Chargers in 1998 as coordinator of football operations. In 2007, he was promoted to executive vice president of football operations, and in 2008 he became assistant general manager.

McGuire is in charge of all football operations for the Chargers. He oversees player contract negotiations as well as the day-to-day business and administrative operations of the scouting department, coaching department, equipment and video departments, training staff and strength and conditioning staff.

One of McGuire's key roles involves serving as the chief negotiator for all player contracts. The Chargers have made a concerted effort to re-sign their own players and McGuire has played an integral role in the process. One of McGuire's personal career milestones was in 2004, when he negotiated an eight-year contract extension for 2006 NFL MVP and two-time NFL rushing champion, LaDainian Tomlinson. At the time, LT's deal was the largest contract ever signed by a running back in NFL history. McGuire again played a key role when the Chargers re-signed Tomlinson to a new

three-year contract this past offseason.

McGuire joined the Chargers after serving as the senior manager of labor operations for the NFL's Management Council from 1996-98. He was the league's manager of player personnel from 1991-96, and originally joined the NFL in 1987 as a player personnel analyst. McGuire also worked in the personnel department for the United States Football League from 1984-86.

During his tenure in the National Football League office, McGuire became a leading expert on the NFL's salary cap and Collective Bargaining Agreement, which was created in 1993 between the NFL and the NFL Players' Association.

Born in Riverhead, New York, McGuire graduated with a degree in athletic administration in 1984 from St. John's University in Jamaica, New York. He played football and baseball at Riverhead High School.

McGuire and his wife, Jane, have two children, son Kevin and daughter Shannon, and reside in Rancho Bernardo.

Ed McGuire's Experience

1984-86	—	Player Personnel Assistant, United States Football League
1987-91	—	Player Personnel Analyst, National Football League
1991-96	—	Manager of Player Personnel, National Football League
1996-98	—	Senior Manager of Labor Operations, National Football League
1998-00	—	Coordinator of Football Operations, San Diego Chargers
2000-06	—	Vice President of Football Operations, San Diego Chargers
2007	—	Executive Vice President of Football Operations, San Diego Chargers
2008-09	—	Executive Vice President of Football Operations—Assistant General Manager, San Diego Chargers



NORV TURNER

Head Coach
25th NFL Season, 4th with Chargers

Just two seasons into his second tenure in San Diego, Norv Turner has already established himself as one of the most successful coaches in franchise history. Only the sixth head coach in NFL history to lead a team to the Championship Game in his first season at the helm, Turner has guided the Chargers to consecutive AFC West titles and three playoff wins, tied with Don Coryell and Bobby Ross for the most in team history. And Turner has saved his best coaching for late in the season as evidenced by his 9-0 record in December over the last two years.

In 2008, Turner led the Chargers through one of the greatest turnaround seasons in NFL history. His team started 4-8, but won its final four in a row to close the season 8-8. The Chargers won the AFC West title and became the first team in the current division format to win their division when trailing by three games with three left to play, and they did so with a thoroughly convincing 52-21 win over the Denver Broncos in the regular season finale.

Turner was again sensational in the playoffs, just as he was in 2007 when he led the Chargers to the AFC Championship Game. He led the Bolts to the Divisional Playoffs by pushing all the right buttons in the Wild Card round as San Diego overcame a late three-point deficit and beat the Indianapolis Colts in overtime.

Chargers fans got their first glimpse of Turner's offensive wizardry in 2001 when he spent a season as the team's offensive coordinator. San Diego's offensive ranking improved 17 spots as the Bolts climbed from 28th to 11th in total offense. LaDainian Tomlinson finished second in Offensive Rookie of the Year voting and the Chargers finished the season with a 3,000-yard passer (Doug Flutie), a 1,000-yard rusher (Tomlinson), and 1,000-yard receiver (Curtis Conway) for only the second time in team history.

Turner spent the next five seasons in Miami, Oakland and San Francisco. He spent two seasons as the Dolphins' offensive coordinator (2002-03), two as the Raiders' head coach (2004-05) and one as the 49ers' offensive coordinator (2006). And six years later on February 19, 2007, Turner returned to San Diego as the new head coach of the Chargers.

His first season back in San Diego was filled with excitement. He led the team to 11 wins, a personal career-high, and joined Ross as the only coaches in team history to win the AFC West in their first season. Turner also became the first Chargers coach since Ross to win a playoff game, winning not just one, but two as San Diego defeated Tennessee in the Wild

Card Playoffs and Indianapolis on the road in the Divisional round. The run ended in the AFC Championship Game in New England, where the injury-riddled Chargers fell to the Patriots, 21-12.

Turner was born in the Bay Area suburb of Martinez, California, the same city that produced baseball legend Joe DiMaggio. He grew up the middle of five children, all of whom were raised by his mother, Vicky, a single parent. Vicky battled multiple sclerosis, spending the latter years of her life in a wheelchair before her passing in 1989, and now his oldest sister Janis is also battling the disease. In tribute to his sister, and more so his mother and the personal sacrifices that she made for her family, Turner now serves on the board of the San Diego Chapter of the Multiple Sclerosis Society. In May, he played an instrumental role in the Society's successful fundraising golf tournament.

Before her passing, Vicky steered her sons into sports. Norv's younger brother, Ron, followed in his footsteps, excelling on the collegiate gridiron and later in the coaching profession. Ron is now in his ninth season as the offensive coordinator for the Chicago Bears and he has an NFC Championship from 2006 to his credit. Like his father and uncle, Norv's eldest son, Scott, has also joined the coaching ranks and is in his second season as an offensive graduate assistant at the University of Pittsburgh.

As a teenager, Norv played quarterback and safety at Alhambra High School in Martinez. From there he earned a scholarship to the University of Oregon and received three varsity letters (1972-74) as a quarterback for the Ducks, spending two of his three seasons as the backup to former Charger and NFL Hall of Fame quarterback Dan Fouts. One of the assistant coaches on Oregon's staff, John Robinson, would later give Turner his first big break as a coach. Before that however, Turner landed a job of his own at Oregon as a graduate assistant after he graduated in 1975.

In 1976, Robinson moved on to the University of Southern California and invited Turner to go along. Turner would end up spending the next nine seasons in Los Angeles, winning four Rose Bowls and a national championship in 1978. He served as the Trojans' wide receivers coach, defensive backs coach, quarterbacks coach and offensive coordinator, and in 1980 tutored what is regarded by many as one of the finest defensive backfields in college football history, featuring safeties Ronnie Lott and Dennis Smith, both of whom went on to become NFL first-round draft choices in 1981. Also



in that backfield was Joey Browner, who was drafted in the first round in 1983 by Minnesota, and a cornerback named Jeff Fisher, who would leave USC as a seventh round draft pick and later become the head coach of the Tennessee Titans.

In 1985, Turner landed his first NFL coaching job when Robinson hired him as an assistant coach with the Los Angeles Rams. It was with the Rams that Turner got a chance to work beside offensive coordinator Ernie Zampese, a disciple of the "Air Coryell" offense, and Zampese taught Turner the ins and outs of the offensive system made famous by former Chargers Head Coach Don Coryell.

After seven seasons in Los Angeles, Jimmy Johnson asked Turner to serve as his offensive coordinator with the Dallas Cowboys. It proved to be the launching point for Turner's career. The Cowboys won back-to-back Super Bowl titles (XXVII and XXVIII) following the 1992 and '93 seasons and Turner worked with three NFL Hall of Famers in Dallas: quarterback Troy Aikman, running back Emmitt Smith and wide receiver Michael Irvin.

Turner almost single-handedly resurrected Aikman's career in Dallas. In the two seasons before his arrival, Aikman threw just 20 touchdown passes and 36 interceptions. In his first season in Turner's offense, Aikman posted the first positive touchdown-to-interception ratio of his career and led the Cowboys to the NFC Divisional Playoffs. Then in 1992, his second season under Turner, Aikman passed for a career-high 3,445 yards with 23 touchdowns and 14 interceptions while leading Dallas to a 13-3 record and their first NFC East title since 1985. Aikman followed that up by directing the Cowboys to three-straight postseason wins and he was named the MVP of Dallas' 52-17 win over the Buffalo Bills in Super Bowl XXVII. The following year, Aikman completed a franchise-record 69.1

percent of his passes and led the Cowboys to a second-consecutive Super Bowl win over the Bills. When he was enshrined in the Pro Football Hall of Fame in 2006, Aikman asked Turner to be his presenter.

Smith and Irvin also flourished under Turner. When they led the NFL in rushing and receiving, respectively, in 1991, it marked the first time since the NFL-AFL merger in 1970 that teammates led the league in both categories and it's only happened one other time since (Indianapolis, 1999).

Catapulting off his success in Dallas, Turner was named the head coach of the Washington Redskins in 1994. It was his first-ever head coaching assignment and he ended up spending seven years in our nation's capital. He led the Redskins to four winning seasons and an NFC East championship in 1999. During his tenure in Washington Turner was a mentor to two Pro Bowl quarterbacks, Gus Frerotte and Brad Johnson. Johnson flourished in Turner's offensive system, throwing for 4,005 yards in '99, just the second 4,000-yard season in Redskins history.

Last season, Philip Rivers became the latest Turner pupil to pass for more than 4,000 yards, and like Johnson, he too became the second quarterback in franchise history to throw for over 4,000 yards.

And besides Turner's incredible success in developing quarterbacks, several running backs have also flourished in his system. Three of them in fact, including Tomlinson, have won NFL rushing titles while playing for Turner. Tomlinson captured his in 2007, while Smith won three under Turner (1991-93) and Miami's Ricky Williams (2002) won one as well.

Turner, his wife, Nancy, and their youngest son, Drew, live in San Diego. Drew is in his sophomore year at the University of San Diego. Their daughter, Stephanie, lives in Los Angeles and is an actress who has appeared in several movies and television shows.

Norv Turner's Coaching Experience

- 1975 — Graduate Assistant, University of Oregon
- 1976-79 — Wide Receivers, University of Southern California
- 1980 — Defensive Backs, University of Southern California
- 1981-83 — Quarterbacks, University of Southern California
- 1984 — Offensive Coordinator, University of Southern California
- 1985-86 — Wide Receivers, Los Angeles Rams
- 1987-90 — Wide Receivers and Tight Ends, Los Angeles Rams
- 1991-93 — Offensive Coordinator, Dallas Cowboys
- 1994-00 — Head Coach, Washington Redskins
- 2001 — Offensive Coordinator, San Diego Chargers
- 2002-03 — Offensive Coordinator, Miami Dolphins
- 2004-05 — Head Coach, Oakland Raiders
- 2006 — Offensive Coordinator, San Francisco 49ers
- 2007-09 — Head Coach, San Diego Chargers

Norv Turner's Regular-Season Record as an NFL Head Coach

Year	Team	Div. Finish	W	L	T	Pct.
1994	Washington	Fifth	3	13	0	.188
1995	Washington	Third	6	10	0	.375
1996	Washington	Third	9	7	0	.563
1997	Washington	Second	8	7	1	.531
1998	Washington	Fourth	6	10	0	.375
1999	Washington	First	10	6	0	.625

Continued next page



2000	Washington*	Third	7	6	0	.538
2004	Oakland	Fourth	5	11	0	.313
2005	Oakland	Fourth	4	12	0	.250
2007	San Diego	First	11	5	0	.688
2008	San Diego	First	8	8	0	.500
Career Record			77	95	1	.448
Record w/ Washington			49	59	1	.454
Record w/ Oakland			9	23	0	.281
Record w/ San Diego			19	13	0	.594

*Turner was replaced in Washington after 13 games in 2000

Norv Turner's Postseason Record as an NFL Head Coach

Year	Team	W	L	T	Pct.
1999	Washington	1	1	0	.500
2007	San Diego	2	1	0	.667
2008	San Diego	1	1	0	.500
Career Record		4	3	0	.571

EXECUTIVE STAFF



MARGIE SMITH
Assistant to the
Head Coach



REGIS ELLER
Football Administrative
Assistant



STEVE GERA
Coaches Assistant/
Football Analyst

ASSISTANT COACHES



CLARENCE SHELMON

Offensive Coordinator

19th NFL Season
8th with Chargers

After spending 16 seasons solidifying his reputation as one of the NFL's top running backs coaches, Clarence Shelmon was promoted to offensive coordinator in 2007. In his first season manning this new post, the Chargers won the AFC West and advanced to the AFC Championship Game. It was a well-deserved promotion for a man who oversaw five straight 2,000-yard rushing seasons in San Diego.

Shelmon had a hand in history in 2006 as the Chargers rushed for a team-record 2,578 yards, and LaDainian Tomlinson won his first NFL rushing title, while setting NFL records for rushing touchdowns, total TDs and points in a season on his way to earning NFL MVP and Offensive Player of the Year honors.

Shelmon worked with a number of great backs during his career as a running backs coach, which began in 1991 with the Los Angeles Rams. In addition to Tomlinson, Lorenzo Neal in San Diego, Emmitt Smith in Dallas and Chris Warren in Seattle combined to go to 11 Pro Bowls while being tutored by Shelmon. Tomlinson accounted for four, Neal for two, Smith for two and Warren for three.

Shelmon implemented several unique training methods during his coaching career, one of which is a ball-control drill that involves running to three different cones with a football that is attached to a giant bungee cord. The Chargers continue to use the drill for the team's offensive skill players.

Shelmon was born in Bossier City, Louisiana and graduated from Airline HS. He then played running back at the University of Houston and graduated with a degree in education. He also attended Long Island University where he worked toward a master's degree in guidance and counseling.

Shelmon and his wife, Nancy, created a scholarship fund in 1999 in memory of his mother, Ruby Shelmon. The fund helps pay for the college education of four high school seniors from his hometown.

Clarence Shelmon's Coaching Experience

1975-76	—	Graduate Assistant, University of Houston
1978-1980	—	Running Backs and Tight Ends, Army
1981-83	—	Running Backs, Indiana University
1984-86	—	Running Backs, University of Arizona
1987-88	—	Running Backs, University of Southern California
1989-90	—	Running Game Coordinator, University of Southern California
1991	—	Running Backs, Los Angeles Rams
1992-97	—	Running Backs, Seattle Seahawks
1998-01	—	Running Backs, Dallas Cowboys
2002-06	—	Running Backs, San Diego Chargers
2007-09	—	Offensive Coordinator, San Diego Chargers



RON RIVERA

Defensive Coordinator
22nd NFL Season
3rd with Chargers

Ron Rivera took over as the Chargers' defensive coordinator at the midpoint of the 2008 season. Under Rivera, San Diego's pass defense steadied itself and played its best during the team's four-game winning streak to close out the regular season. In those four games, the Chargers intercepted eight passes, while only allowing 213.0 passing yards per game and four total touchdown passes. These numbers were in steady contrast to the first 12 games of the season when the Bolts were just 4-8, had only seven interceptions and allowed 269.8 ypg through the air and 21 TD passes.

A former Super Bowl Champion linebacker with the Chicago Bears in 1985, this is Rivera's second stint as a defensive coordinator. From 2004-06, he held the same position with the Bears, and in his last season Chicago led the NFL in takeaways and won the NFC title en route to Super

Bowl XLI in Miami. In 2005 and '06, Rivera's defenses ranked second and fifth in the NFL in total defense, respectively. Several Bears, including Brian Urlacher, Lance Briggs, Mike Brown, Nathan Vasher and Tommie Harris all went to Pro Bowls while playing in Rivera's defense.

Rivera was born in Fort Ord, California. His father was an officer in the United States Army and the family lived in Germany, Panama, Washington and Maryland before settling in Marina, California. He attended Seaside HS in Marina where he was a three-sport star in football, basketball and baseball. As a senior, he was honored with the Golden Helmet Award as the top football player in the Monterey Bay League.

From high school, Rivera had an All-America career at the University of California. He finished his career as the school's all-time leader in sacks (22) and tackles (336), while also setting a school record for single-season tackles for loss (26.5 in 1983). Rivera was drafted by Chicago in the second round of the 1984 draft and played 149 games with the Bears.

Following his retirement, Rivera spent four years (1993-96) as a television analyst covering the Bears and college football for WGN-TV and SportsChannel Chicago. In 1997 he went back to the Bears to work as the team's first defensive quality control coach.

Rivera and his wife, Stephanie, have two children, Christopher and Courtney.

Ron Rivera's Coaching Experience

- 1997-98 — Defensive Quality Control, Chicago Bears
- 1999-03 — Linebackers, Philadelphia Eagles
- 2004-06 — Defensive Coordinator, Chicago Bears
- 2007-08 — Inside Linebackers, San Diego Chargers
- 2008-09 — Defensive Coordinator, San Diego Chargers



ROB CHUDZINSKI

Tight Ends & Assistant Head Coach
6th NFL Season
3rd with Chargers

Rob Chudzinski is back for a second stint in San Diego after spending the last two seasons as the offensive coordinator for the Cleveland Browns.

During his first season in Cleveland, the Browns went 10-6, their best record since 1994, and just missed making the playoffs for the first time since 2002. Chudzinski's offense ranked eighth in the NFL that season in both scoring and total yards. Several players had career years and went to the Pro Bowl under Chudzinski, including QB Derek Anderson, WR Braylon Edwards and TE Kellen Winslow II.

In Chudzinski's first two seasons with the Bolts, Antonio

Gates earned a pair of Pro Bowl nods. He also set career highs in catches and yards in Chudzinski's first season in 2005.

A native of Toledo, Ohio, Chudzinski was a star tight end at St. John's HS. He then moved on to the University of Miami where he played from 1986-90. A three-year starter for the Hurricanes, Chudzinski played on National Championship teams in 1987 and '89.

He returned to Miami in 1994, beginning his coaching career as a graduate assistant and wound up coaching for 10 seasons at his alma mater. As tight ends coach, Chudzinski helped mentor Winslow, Jeremy Shockey and Bubba Franks, All-America choices, who went on to become first-round NFL Draft picks and Pro Bowl players. And during a three-year stint as offensive coordinator, the "Canes played in three Bowl Championship Series games and two National Championship games. They defeated Nebraska to win the national title in 2001, and the following year set school records for points, yards and rushing touchdowns before suffering their only loss of the season to Ohio State in the '02 National Championship game.

Chudzinski and wife, Sheila, have sons, Kaelan and Rian.

Rob Chudzinski's Coaching Experience

- 1994-95 — Graduate Assistant, University of Miami (Fla.)
- 1996-00 — Tight Ends, University of Miami (Fla.)
- 2001-03 — Offensive Coordinator and Tight Ends, University of Miami (Fla.)
- 2004 — Tight Ends and Interim Offensive Coordinator, Cleveland Browns
- 2005-06 — Tight Ends, San Diego Chargers
- 2007-08 — Offensive Coordinator, Cleveland Browns
- 2009 — Tight Ends and Assistant Head Coach, San Diego Chargers



STEVE CROSBY

Special Teams
32nd NFL Season
8th with Chargers

Steve Crosby is one of the longest tenured and most respected special teams coaches in the NFL. In San Diego, he has sent four players to the Pro Bowl in different special teams capacities. Kassim Osgood and Hanik Milligan both went as covermen, while kicker Nate Kaeding and long snapper David Binn both went for the first time in 2006. Punter Mike Scifres, a first-alternate four times in the last five years, and return specialist Darren Sproles, a two-time second alternate, are both on the verge of their first all-star invitations.

Named the 2007 Special Teams Coach of the Year by Professional Kicking Services, Inc., Crosby has spent 31 years in the NFL, including three seasons as a player, four as a scout and 24 as a coach. And he is among a rare breed of NFL coaches who have spent time as a coordinator at multiple positions.

Born in Great Bend, Kansas, Crosby attended Pawnee Rock HS before embarking on an All-America career as a running back at Fort Hays State in Hays, Kansas. He was a two-time NAIA All-America and a three-time all-conference choice who was later selected by the New York Giants in the 17th round of the 1974 NFL Draft.

Crosby played three seasons with the Giants, retiring after the 2006 season. The following year, he joined the Miami Dolphins as a scout and later joined Don Shula's coaching staff, one that won an AFC title in 1982 and faced the Washington Redskins in Super Bowl XVII.

Crosby has spent 10 of his assistant coaching years at his former position, running back. One of his personal claims to fame is that he is one of the few to coach two 1,000-yard rushers in the same season, a feat accomplished by both Earnest Byner and Kevin Mack in Cleveland in 1985. It has only been done by two other teams since '85, the 2006 Atlanta Falcons and the '08 New York Giants.

Crosby and his wife, Lisa, have three children: sons Matthew and Jeffrey and daughter Lauren. Matthew recently graduated from Baylor and is headed to the FBI Academy in Quantico, Virginia. He completed an internship with the FBI in 2008. Jeff is attending North Texas University and Lauren will be a junior at San Pasqual HS in 2009-10 where she is a member of the school's cheerleading team.

Steve Crosby's Coaching Experience

1977-78	—	Scout, Miami Dolphins
1979-82	—	Special Teams and Linebackers, Miami Dolphins
1983-84	—	Running Backs and Quarterbacks, Atlanta Falcons
1985	—	Running Backs, Cleveland Browns
1986	—	Quarterbacks, Atlanta Falcons
1987-89	—	Running Backs, Atlanta Falcons
1990	—	Special Teams and Tight Ends, New England Patriots
1991-93	—	Running Backs, Cleveland Browns
1994	—	Offensive Coordinator, Running Backs, Cleveland Browns
1995	—	Offensive Coordinator, Quarterbacks, Cleveland Browns
1996-97	—	Scout, Philadelphia Eagles
1998-01	—	Offensive Coordinator, Wide Receivers, Vanderbilt University
2002-09	—	Special Teams, San Diego Chargers



CRIS DISHMAN

Assistant Secondary
14th NFL Season
1st with Chargers

Former Pro Bowl and All-Pro cornerback, Cris Dishman, has landed his first full-time NFL job as the assistant secondary coach with the San Diego Chargers.

Dishman played 13 seasons in the NFL, including two for Norv Turner in Washington in 1997-98, and was a fifth-round draft choice of the Houston Oilers in 1988. For the last three seasons, he has coached at Menlo College in Northern California, while also participating in the NFL's Minority Coaching Fellowship Program. He went to training camp with

the Miami Dolphins in 2006, the Oakland Raiders in 2007 and the Chargers in 2008.


A native of Louisville, Kentucky, Dishman earned a football scholarship to Purdue University. He was an All-Big Ten selection as a senior and a member of the school's track team. Dishman played for the Oilers, Redskins, Kansas City Chiefs and Minnesota Vikings during his NFL career and retired with 43 career interceptions and three touchdown returns.

Dishman had his best pro season in 1991 when he was chosen for the Pro Bowl and named All-Pro after setting a career-high six interceptions to go along with three fumble recoveries and two forced fumbles. He followed that campaign with another six-interception season in '93, while also forcing a career-high four fumbles. In 1997, his first season in Washington, Dishman was named an alternate to the Pro Bowl after intercepting four passes and returning one for a touchdown. He retired from the NFL in 2000.

Dishman and wife, Carmen, have three sons, Cris, Coy and Ethan, and daughter, Bianca.

Cris Dishman's Coaching Experience

2006	—	Defensive Backs, Menlo College
2007-08	—	Defensive Coordinator, Menlo College
2009	—	Assistant Secondary, San Diego Chargers



HAL HUNTER

Offensive Line
4th NFL Season
4th with Chargers

Hal Hunter has played a key role in helping to shape one of the finest offensive lines in the NFL today. Three of his students, tackle Marcus McNeill, guard Kris Dielman and center Nick Hardwick have gone to Pro Bowls in Hunter's first three seasons with the Chargers.

Hunter was a longtime college assistant before making the jump to the NFL ranks. He spent two years as the offensive coordinator at Indiana overseeing one of the country's most talented offenses. His star player was quarterback Antwaan Randle El, a former Big Ten Player of the Year and first-team All-America who went on to become a second-round pick of the Pittsburgh Steelers. In Hunter's first season

in Bloomington, the Hoosiers 12th in the nation in total offense and his second year they ranked 19th.


Hunter also coached at LSU and was elevated to assistant head coach in 1999, his final season in Baton Rouge. At the end of that '99 season, he was named interim head coach for one game after Gerry DiNardo was fired by the school and Hunter led the Tigers to a 35-10 win over rival Arkansas. One of his star pupils at LSU was offensive lineman Alan Faneca, who also went on to be drafted by the Steelers, going to Pittsburgh in the first round in 1998.

Hunter was born in Canonsburg, Pennsylvania and he was a standout football player and wrestler at Belle Vernon (Pa.) HS. He went on to become a Dean's List student at Northwestern, graduating with a 3.6 GPA while earning a degree in communications. Hunter also played linebacker for the Wildcats in 1978, but a neck injury ended his playing career prematurely. Following the injury, he stayed on with the team, working with the defensive line and serving as a strength coach.

Hunter and his wife, Tracy, have two sons: Hal IV and Andrew. Hal is a redshirt freshman outside linebacker at the U.S. Naval Academy.

Hal Hunter's Coaching Experience

- 1982 — Outside Linebackers and Strength Coach, William & Mary
- 1983-84 — Offensive Line, University of Pittsburgh
- 1985 — Offensive Line, Columbia University
- 1986 — Offensive Line, Indiana University, Pa.
- 1987-90 — Offensive Line, University of Akron
- 1991-93 — Tackles and Tight Ends, Vanderbilt University
- 1994 — Offensive Line, Vanderbilt University
- 1995-98 — Offensive Line, Louisiana State University
- 1999 — Assistant Head Coach, Louisiana State University
- 2000-01 — Offensive Coordinator, Indiana University
- 2002-05 — Offensive Line, University of North Carolina
- 2006 — Assistant Offensive Line, San Diego Chargers
- 2007-09 — Offensive Line, San Diego Chargers



DON JOHNSON

Defensive Line
5th NFL Season
1st with Chargers

For the first time since 1997 there will be a new man in charge in the Chargers' defensive line huddle as Don Johnson takes over as the new position coach.

Johnson came to the Chargers from Chicago by way of Oakland. He spent two seasons working with Ron Rivera in Chicago, one of which was the '06 season when the Bears won the NFC championship and played in Super Bowl XLI. His prized player in Chicago was defensive tackle Tommie Harris, a Pro Bowl player in both of Johnson's seasons with the Bears.

A former participant in the NFL's Minority Internship

Coaching Program with the San Francisco 49ers, Johnson has an extensive background as a college coach, including a stint at Riverside Community College when the Tigers played in four bowl games and won a junior college national championship in 1989.

A native of Newark, New Jersey, Johnson played linebacker at Butler Community College and Jersey City State in the mid-1970s. After college, he had a free agent tryout with the New York Jets and ended up playing for the USFL's New Jersey Generals, which were owned by billionaire Donald Trump.

Aside from his coaching duties, Johnson spent 25 years as a high school and college basketball official, including eight years in NCAA Division I. For four years, he was the president of the Orange County (Calif.) Basketball Officials Association and for two years, he was president of the California Basketball Officials Association.

Johnson and his wife, Deborah, have two daughters, Denise and Leanna, and one son, Don, Jr. Another son, Duane, died in an automobile accident in 2002.

Don Johnson's Coaching Experience

- 1976-82 — Assistant Coach, Santa Ana Valley High School
- 1984-85 — Linebackers, Jersey City State
- 1986 — Assistant Coach, Santa Ana Valley High School
- 1987-90 — Offensive Line and Offensive Coordinator, Riverside Community College

Don Johnson's Coaching Experience, cont.

1991-92	—	Offensive Line, Cal State Fullerton
1993-94	—	Offensive Line and Offensive Coordinator, Riverside Community College
1995-99	—	Defensive Ends and Special Teams, University of Nevada
2000	—	Interior Defensive Line, UCLA
2001-04	—	Defensive Line and Recruiting Coordinator, UCLA
2005-06	—	Defensive Line, Chicago Bears
2007-08	—	Defensive Tackles, Oakland Raiders
2009	—	Defensive Line, San Diego Chargers

**CHARLIE JOINER**

Wide Receivers
41st NFL Season
18th with Chargers

One of the greatest wide receivers ever to play in the National Football League, Charlie Joiner, is the Chargers wide receivers coach. A Hall of Fame player, and the Chargers and NFL's all-time leading receiver, Joiner played 18 seasons in the AFL and NFL with the Houston Oilers (1969-72), Cincinnati Bengals (1972-75) and Chargers (1976-86). He was drafted by Houston in the fourth round of the 1969 NFL Draft as a defensive back and retired on Jan. 12, 1987 as the NFL's all-time leading receiver with 750 career catches. Joiner was inducted into the Pro Football Hall of Fame in 1996 and his final career totals included 12,146 yards and 65 TDs. At the time of his retirement, Joiner's 239 career games played were the most-ever by an NFL wide receiver.

Joiner set a team record with 586 career catches in San Diego and was a three-time Pro Bowl choice following the

1976, '79 & '80 seasons. He was inducted into the Chargers' Hall of Fame in 1993. Joiner's 9,203 receiving yards rank second in team history behind only Lance Alworth and his 47 touchdown catches rank third behind Alworth and Gary Garrison. He was selected as the team's Most Inspirational Player seven times. The City of San Diego even celebrated "Charlie Joiner Days" in 1984 and '86.

Immediately after his retirement, Joiner stepped right into coaching and hasn't stopped. He started with the Chargers and later moved on to Buffalo where the Bills went to the playoffs six times, won two AFC Championships and played in Super Bowls XXVII and XXVIII. Wide receivers Eric Moulds and Andre Reed both had record-breaking seasons for the Bills and Moulds was selected to two Pro Bowls under Joiner while Reed was selected to three.

After seven years in Kansas City, Joiner returned to the Chargers in 2008. Vincent Jackson had a breakout year in his first season working with Joiner, setting career highs with 59 catches, 1,098 yards and seven touchdowns. It was the first 1,000-yard season of Jackson's career.

A native of Many, Louisiana, Joiner was a four-year letterman at Grambling State University (1965-68). In 1990, he was inducted into the Louisiana Hall of Fame. Joiner is married, Dianne, and has two children, Jynaya and Kori.

Charlie Joiner's Coaching Experience

1987-91	—	Wide Receivers, San Diego Chargers
1992-00	—	Wide Receivers, Buffalo Bills
2001-07	—	Wide Receivers, Kansas City Chiefs
2008-09	—	Wide Receivers, San Diego Chargers

**JOHN PAGANO**

Linebackers
14th NFL Season
8th with Chargers

John Pagano has patiently climbed the coaching ladder in San Diego and now starts his first full season as the team's linebackers coach after spending the last three seasons coaching the team's outside linebackers.

Pagano works from the coach's booth on gamedays and is the eyes and ears for both Head Coach Norv Turner and Defensive Coordinator Ron Rivera on instant replay challenges and defensive alignments. The linebacking corps is the strength of the Chargers' 3-4 defense and Pagano's prized pupil is Shawne Merriman, a three-time Pro Bowl selection and the NFL's Defensive Rookie of the Year in 2005.

In 2006, the Chargers led the NFL with 61 sacks and the linebacking corps had one of its finest seasons in recent memory. The 61 sacks were the teams most since 1980 and the LBs were responsible for 33.5 of those. Merriman led the league with 17, also the second-most in team history, and Shaun Phillips chalked up 11.5 in his first season as a starter.

Pagano was born and raised in Boulder, Colorado and he was an all-state linebacker at Fairview High School. From there, he played linebacker at Mesa State (Colo.) from 1985-88 and graduated with a degree in business marketing. Pagano's older brother, Chuck, is the secondary coach for the Baltimore Ravens and the boys' father, Sam, spent 26 years as the head coach at their alma mater, Fairview HS, and has since coached football internationally in Taiwan, Germany, France and Italy. All three Paganos help run the Mile High Football Camp in Denver, which has served the community for the past 34 years. John also hosted a camp in July in the San Diego community of Scripps Ranch. He and his wife, Kimberly, have two sons, Jagger and Brody.



John Pagano's Coaching Experience

- 1989 — Assistant Coach, Mesa State College
- 1990-91 — Graduate Assistant, University of Nevada-Las Vegas
- 1992-93 — Assistant Coach, Overland High School, Aurora, Colorado
- 1994 — Graduate Assistant, Louisiana Tech
- 1995 — Graduate Assistant, University of Mississippi
- 1996-97 — Defensive Assistant, New Orleans Saints
- 1998-01 — Defensive Assistant, Indianapolis Colts
- 2002-04 — Defensive Assistant-Quality Control, San Diego Chargers
- 2005-06 — Assistant Linebackers-Quality Control, San Diego Chargers
- 2007-08 — Outside Linebackers, San Diego Chargers
- 2008-09 — Linebackers, San Diego Chargers



JOHN RAMSDELL

Quarterbacks
 15th NFL Season
 4th with Chargers

John Ramsdell's resume reflects excellence in developing young QBs. In 2006, his first year working with Philip Rivers, he had a Pro Bowl season, passing for more than 3,500 yards and 23 touchdowns as the Chargers went 14-2 and won the AFC West.

Ramsdell had similar success in St. Louis with Kurt Warner, a two-time NFL MVP and three-time Pro Bowler who took the Rams to two Super Bowls, including a win over Tennessee in Super Bowl XXXIV. Warner's successor, Marc Bulger, also

benefited from working with Ramsdell as he passed for a then career-high 3,964 yards and 21 touchdowns in 2004.

Ramsdell spent a total of 11 seasons with the Rams and was the only position coach to work with them during each of their first 11 seasons in St. Louis. As quarterbacks coach, he saw the Rams lead the league in passing for three straight years (1999-2001) and they never ranked any lower than fifth in passing offense.

Ramsdell's resume includes 19 seasons as a coach on the collegiate level, including 12 at the University of Oregon. The Ducks played in four bowl games, including the 1995 Rose Bowl, during his stint.

Ramsdell was born in Lafayette, Indiana. He graduated from Manheim Township HS in Lancaster, Pennsylvania and went on to earn a bachelor's degree from Springfield (Mass.) College and a master's degree from San Francisco State. Ramsdell played running back in both high school and college. He and his wife, Brenda, have a son, Christopher, and a daughter, Amy.

John Ramsdell's Coaching Experience

- 1976-77 — Wide Receivers, San Francisco State University
- 1978 — Assistant Secondary, Long Beach State University
- 1979-82 — Assistant Coach, University of the Pacific
- 1983-94 — Wide Receivers, University of Oregon
- 1995 — Offensive Assistant, St. Louis Rams
- 1996 — Tight Ends, St. Louis Rams
- 1997-98 — H-Backs, St. Louis Rams
- 1999-02 — Quarterbacks, St. Louis Rams
- 2003 — Wide Receivers, St. Louis Rams
- 2004-05 — Quarterbacks, St. Louis Rams
- 2006-09 — Quarterbacks, San Diego Chargers



MIKE SULLIVAN

Offensive Line
 12th NFL Season
 1st with Chargers

Former NFL offensive guard and center, Mike Sullivan, joins Hal Hunter in 2009 as a Chargers offensive line coach. Sullivan played four seasons for the Tampa Bay Buccaneers (1992-95) after being drafted by the Dallas Cowboys in the sixth-round of the 1991 NFL Draft. Sullivan played in 48 career games for the Bucs and was highly regarded for his work in the community, earning the Tampa Bay Community Service Player of the Year Award in 1993, while being a finalist for the NFL Man of the Year Award in 1996. In Tampa, he started a program that provided college scholarships for needy teenagers. During his

NFL career, Sullivan also served two two-year terms as a player representative for the NFL Player's Association.

Sullivan jumped into coaching after hanging up his cleats, spending five seasons (1997-01) coaching internationally in Germany, France and Spain. He returned to the States in 2001 to take a job as a graduate assistant at his alma mater, the University of Miami. A year later, he returned to the NFL with the Cleveland Browns.

Sullivan was born in Chicago and played collegiately at Miami. One of his teammates there was fellow Chargers assistant coach Rob Chudzinski. The two of them played on National Championship teams with the 'Canes in 1987 and '89 and between 1986-91, Sullivan started 48 consecutive games at tackle, which at the time was the second-longest streak in school history. He holds a bachelor's degree in business administration and a master's in international business management. In 1990, Sullivan received an NCAA Post- Graduate Scholarship Award.

Sullivan and his wife, Carole, have a son, Patrick, and a daughter, Teagan.

Continued next page

Mike Sullivan's Coaching Experience

2001	—	Graduate Assistant, University of Miami (Fla.)
2001-04	—	Assistant Offensive Line, Cleveland Browns
2005-06	—	Offensive Line, Western Michigan
2007-08	—	Assistant Offensive Line, Cleveland Browns
2009	—	Offensive Line, San Diego Chargers

**STEVEN WILKS**

Secondary
4th NFL Season
1st with Chargers

Steven Wilks, a former defensive back at Appalachian State and with the Charlotte Rage of the Arena Football League, takes over as secondary coach of the Chargers.

Wilks comes from Chicago where he worked under Chargers' defensive coordinator and they teamed to coach the NFL's leading defense in takeaways in 2006 en route to

winning an NFC Championship and appearing in Super Bowl XLI. One of Wilks' strengths is coaching takeaways and in his three seasons with the Bears, the corners and safeties were responsible for 42 of the team's 62 interceptions, an average of 14.0 per season. By comparison, the Chargers secondary had just eight interceptions in 2008.

A head and assistant coach on the collegiate level for 11 seasons, Wilks was named Division II Defensive Coordinator of the Year in 1998 by American Football Quarterly after Savannah State led the nation in total defense.

Wilks is a native of Charlotte, North Carolina. He finished his college career with 103 tackles, four interceptions and four blocked kicks, and played on NCAA I-AA Playoff teams in 1989 and '91. He went to training camp with the Seattle Seahawks in 1992 and played for the Rage in 1993.

Wilks and wife, Marcia, have daughters, Marissa and Melanni.

Steven Wilks' Coaching Experience

1995-96	—	Defensive Coordinator, Johnson C. Smith University
1997-98	—	Defensive Coordinator, Savannah State University
1999	—	Head Coach, Savannah State University
2000	—	Defensive Backs, Illinois State University
2001	—	Defensive Backs, Appalachian State University
2002	—	Defensive co-Coordinator, East Tennessee State University
2003	—	Defensive Backs, Bowling Green State University
2004	—	Defensive Backs, Notre Dame
2005	—	Secondary, University of Washington
2006-08	—	Defensive Backs, Chicago Bears
2009	—	Secondary, San Diego Chargers

**GREG WILLIAMS**

Assistant Linebackers
1st NFL Season
1st with Chargers

Former standout wide receiver and defensive back at the University of North Carolina, Greg Williams, will assist John Pagano in coaching the Chargers' linebackers in 2009. He

played in four bowl games as a Tar Heel and two of his college squads finished their seasons ranked in the Top-10. After graduating with a degree in sociology, Williams had brief stints in training camp with the Chicago Bears and New York Giants, and played in NFL Europe, the XFL and the Arena Football League.

Williams began coaching in 2003 as an intern at Arizona State and since held positions at the College of DuPage, Arkansas Tech and the University of Pittsburgh.

He is a native of Bolingbrook, Illinois and a graduate of Bolingbrook HS, where he was a standout in football, basketball and track.

Williams is married, Valarie.

Greg Williams' Coaching Experience

2004-05	—	Assistant Coach, College of DuPage
2006-07	—	Defensive Backs and Recruiting Coordinator, Arkansas Tech University
2008	—	Secondary and Defensive Graduate Assistant, University of Pittsburgh
2009	—	Assistant Linebackers, San Diego Chargers



OLLIE WILSON

Running Backs
19th NFL Season
7th with Chargers

Ollie Wilson, the man who helped guide LaDainian Tomlinson to a runner up finish for AP Offensive Rookie of the Year honors in 2001, is in his second coaching stint with the Chargers.

A native of Worcester, Mass., Wilson has split the first 18 seasons of his NFL coaching career between San Diego and Atlanta. Wilson made inroads to the NFL by participating in the NFL's Minority Coaching Internship Program with both the Houston Oilers and Falcons.

Wilson played football, basketball, baseball and ran track at Worcester's Doherty High School. From there, it was off to Springfield College where he became an honorable mention All-America wide receiver and earned bachelor's and master's degrees in physical education.

After graduating, Wilson began his coaching career at Springfield in 1974. He did long stints at Northeastern and California before landing with the Falcons in 1991. During Wilson's first six seasons in Atlanta, he coached three 1,000-yard rushers, including the late Craig "Ironhead" Heyward, who was selected to the Pro Bowl in 1995. Then during his second six seasons with the Falcons, they rushed for an NFL-leading 13,994 yards. The Falcons set several team rushing records under his direction. They set (2,672 in 2004) and broke (2,939 in 2006) the franchise's single-season records for rushing yards, along with the team's record for rushing touchdowns (23 in 2002).

Wilson is married, Nadine.

Ollie Wilson's Coaching Experience

- 1974 — Wide Receivers, Springfield College
- 1975-82 — Offensive Coordinator, Northeastern University
- 1983-90 — Running Backs, University of California-Berkeley
- 1991-96 — Running Backs, Atlanta Falcons
- 1997-01 — Running Backs, San Diego Chargers
- 2002-07 — Running Backs, Atlanta Falcons
- 2008-09 — Running Backs, San Diego Chargers



JEFF HURD

Strength and Conditioning
15th NFL Season
3rd with Chargers

Jeff Hurd has more than 25 years of experience in the field of strength and conditioning. He oversees the team's off-season conditioning programs, which emphasize strength improvement and cardiovascular endurance, while enhancing speed and flexibility. He also supervises the club's in-season training regimen, designed to maintain the off-season gains.

Hurd was born in Pomona, California and played baseball at Imperial Valley JC in El Centro, Calif. and Fort Hays State in Hays, Kansas. He graduated with bachelor's and master's degrees in physical education from Fort Hays State.

Hurd and wife Kathy have children: Eric, Austin and Audra.

Jeff Hurd's Coaching Experience

- 1984 — Graduate Assistant, Fort Hays State University
- 1985-86 — Strength and Conditioning, Delta State University
- 1986-87 — Assistant Strength and Conditioning, Clemson University
- 1987-92 — Strength and Conditioning, Western Michigan University
- 1995-97 — Strength and Conditioning, Jacksonville Jaguars
- 1998-06 — Strength and Conditioning, Kansas City Chiefs
- 2007-09 — Strength and Conditioning, San Diego Chargers



VERNON STEPHENS

Assistant Strength and Conditioning
5th NFL Season
3rd with Chargers

Vernon Stephens, a native of Jacksonville, Florida, played basketball and ran cross country at Stanton College Prep before graduating from the University of North Florida in 1997 with a bachelor's degree in Health and Exercise Science. After graduating from UNF, Stephens started the school's strength and conditioning program in 1999. He oversaw all 14 of the University's athletic programs and 230 student-athletes.

He and his wife, Tali, have a son, Aidan Joseph.

Vernon Stephens' Coaching Experience

- 1999-02 — Head Strength and Conditioning, University of North Florida
- 2002-03 — Strength and Conditioning Intern, Jacksonville Jaguars
- 2003-06 — Assistant Speed, Strength and Conditioning, University of Colorado
- 2007-09 — Assistant Strength and Conditioning, San Diego Chargers

PLAYER PERSONNEL

**JIMMY RAYE**

Director of Player Personnel
15th NFL Season
14th with Chargers

Jimmy Raye oversees the professional and college scouting departments and assists on all player personnel matters. He joined the Chargers in 1996 and spent four years (1996-99) as a scout and eight (2000-07) as the team's director of college scouting.

Raye played WR at San Diego State (1986-90) and earned

a degree in public administration. He finished his career tied for eighth on the school's all-time receiving list with 111 catches.

In 1991, he signed a free-agent contract with the Los Angeles Rams and spent the season on their roster. The next year, he attended training camp with the Chargers (1992) and in '93 with the Houston Oilers.

Raye spent the '94 season as the WRs coach at Irvine (Calif.) HS. He worked for the World League's Amsterdam Admirals in April '95 and then spent the NFL season as an offensive assistant-quality control coach for the Kansas City Chiefs.

Raye was born in Fayetteville, North Carolina. After moving to California, he became an all-league QB and DB at Irvine HS. He also played basketball and ran track. Raye's father, Jimmy Raye II, is the offensive coordinator for the San Francisco 49ers.

**JOHN SPANOS**

Director of College Scouting
14th NFL Season
12th with Chargers

John Spanos coordinates the team's scouting efforts in preparation for the NFL Draft. He spent the 2003-05 seasons as a pro and college scout and 2006-07 seasons as assistant director of college scouting. He also assists in contracts and managing the salary cap.

Spanos first started working for the Chargers in 1995. While in high school, he worked summers as an assistant in the team's football operations office. From 1998-00 he worked under the direction of Ed McGuire, who schooled him in contract negotiations and managing the salary cap.

From 2001-03, Spanos served two stints in the NFL's Management Council office in New York, learning a wide range of league procedures. He reviewed new player contracts and assisted in the League's salary cap reconciliation process.

Spanos was born in Stockton, California. He attended The Bishop's School in La Jolla, lettering in football, basketball and golf, winning three CIF championships. Spanos earned a bachelor's of science degree in business from Wake Forest University in 2002.

**RANDY MUELLER**

Senior Executive
24th NFL Season
2nd with Chargers

Randy Mueller scouts the top player prospects throughout the country and lends his years of experience to the Chargers' front office. He has 23 years of NFL experience, most recently as general manager of Miami Dolphins (2005-07).

During a two-year stint as GM of football operations for the New Orleans Saints (2000-01), he was named 2000 NFL Executive of the Year by The Sporting News. Mueller also worked in the media, spending 2002-04 as an analyst at ESPN.

Mueller spent the first 17 years of his scouting career with the Seattle Seahawks. In 1983, he joined the club as a pro personnel assistant; was named pro personnel director in 1990, and promoted to VP of football operations in 1995.

A native of St. Maries, Idaho, Mueller played QB at Linfield College in McMinnville, Oregon. As a senior, he led his club to a NAIA Division II National Championship and was named MVP of the title game.

Mueller and his wife, Lori, have a daughter, Riley.

**DENNIS ABRAHAM**

Director of Pro Scouting
14th NFL Season
9th with Chargers

Dennis Abraham is the Chargers' advance scout of opponents, who also coordinates the procurement of players

during free agency, while also scouting and evaluating players in the NFL and CFL.

Abraham spent five years in the personnel department in Buffalo, helping to prepare the defensive game analysis for the Bills' coaches. He also served as their training camp coordinator from 1998-00.

Born in Buffalo, New York, he attended Akron Central (N.Y.) HS, competing in football, basketball and baseball. He played center and tackle at Baldwin-Wallace College in Berea, graduating in '93 with a degree in sports management.

Abraham and wife, Amy, have a son, D.J.

**MIKE BIEHL****Assistant Director of College Scouting**

12th NFL Season
9th with Chargers

Mike Biehl was promoted to assistant director of college

scouting in April 2008 after serving as a college scout since '01. He scouts the Midwest region of the country and handles other key player assignments.

Biehl spent the 1998-00 seasons in the personnel department of the Buffalo Bills.

Born in Champaign, Illinois, Biehl attended Paxton (Ill.) HS, where he played baseball and basketball. He graduated from Illinois State University with a bachelor's degree in finance and a master's degree in sports management. Mike and wife, Kim, have a son, Nathan, and a daughter, Kendall. They reside in Tolono, Illinois.

**TOM McCONNAUGHEY****National Scout**

13th NFL Season
12th with Chargers

Tom McConnaughey scouts top player prospects nationwide after spending 10 seasons (1998-07) as the Chargers' west and southwest regional scout.

He spent '97 as an area scout for National Football Scouting, Inc.

A standout WR at Spokane Falls CC (1975-76), he is recognized in the school's HoF, as well as that of the NW Athletic Association of Community Colleges.

McConnaughey played at the University of Oregon in '77

and he completed his eligibility at Central Arkansas, from where he holds bachelor's and master's degrees in physical education. He remained at UCA as a grad assistant (1980-82) and spent the '83 season as an assistant at Spokane Falls.

He resumed his playing career in '83, spending two seasons as a starting WR for the N.J. Generals of the USFL. As a rookie, he led the Generals with 42 catches for 691 yards. McConnaughey also was invited to NFL training camps with New Orleans (1981), the New York Jets (1982) and Philadelphia (1984). He signed with Minnesota in 1985, but ended up spending the season on their "Reserve-Injured" list.

In 1986, McConnaughey took a job as an assistant coach at South Kitsap HS in Port Orchard, Wash. and from there spent nine seasons (1988-96) as the head football coach at Federal Way (Wash.) HS.

McConnaughey was born in Amarillo, Texas. He and his wife, Sheri, have a son, Donny, and a daughter, Monica, and reside in Federal Way.

**BRYAN COX****Pro Scout**

6th NFL Season
6th with Chargers

Bryan Cox was promoted to pro scout in 2006 after working as a scouting intern in '04 and a scouting assistant (pro and college) in '05.

Cox was born in San Diego and attended La Costa Canyon HS where he was an all-league WR and DB. He was elected captain and named team MVP as a senior. Cox graduated from San Diego State in 2003 with a degree in business administration.

**TOM GIBBONS****College Scout**

18th NFL Season
6th with Chargers

Tom Gibbons evaluates college players in the Northeast region of the United States.

Gibbons spent 12 seasons in Buffalo as a college (1995-01) and pro scout (2002-03) after joining the Bills in '92 as an administrative assistant in scouting. Previously, he worked for two years (1990-91) as a grad assistant at the University of Pittsburgh.

Gibbons is a graduate of Indiana (Pa.) University. He was a four-year letterwinner at both LB and TE. In 1989, he joined the Indians' staff as TEs coach.

Gibbons was born in Dunkirk, New York. He and his wife, Kristin, have two sons, E.J. and Thomas, and reside in Hamburg, New York.

**ED LANGSDORF****College Scout**

10th NFL Season
10th with Chargers

Ed Langsdorf, a Charger since 2000, scouts the Northwest and is the team's representative to the National Scouting Combine.

Langsdorf spent 20 years as a coach and teacher at Linfield College in McMinnville, Oregon, including four (1992-95) as head coach. He also coached WRs (1980-91 & 96-97), QBs (98-99) and doubled as offensive coordinator in '99.

Langsdorf was born in Vallejo, California and attended

Continued next page

Glasgow (Mont.) HS, where he played football, basketball and ran track. He played DE and TE at Concordia College in Moorhead, Minnesota and graduated with a degree in history in 1967. He earned a master's in physical education from Washington State in 1969 and a doctorate of education in

physical education from Arizona State in 1979.

Ed and wife, Jan, have a son, Danny, a daughter, Lisa, and two grandchildren, Lindy and Jacob. Danny is the offensive coordinator at Oregon State under former Chargers head coach Mike Riley. The Langsdorfs reside in Salem, Oregon.



DARRELL MOODY

College Scout
8th NFL Season
8th with Chargers

Darrell Moody joined the Chargers in 2002 and scouts the Southeast region of the United States.

Moody has 31 years of experience as a high school and college coach. He worked at Asheboro (N.C.) HS (1971-72),

North Carolina State (1973-74, 76-79 & '97), Southern Mississippi (1975), LSU (1980-83), Appalachian State (1984), Tulane (1985-87) and North Carolina (1988-95 & 98-00) and Clemson (1996). He was an offensive coordinator and coached numerous positions. He spent the '01 season as the offensive coordinator at Eastern Randolph HS in Ramseur, N.C.

A native of Asheboro, Moody played QB at N.C. State from 1968-70. He earned a degree in economics and a master's in vocational education.

His wife of 38 years, Martha, passed away in October 2007, two months shy of their 39th wedding anniversary. She is survived by Darrell and the couple's two sons, Chris and Michael. Darrell makes his home in Chapel Hill, N.C.



PAUL SKANSI

College Scout
19th NFL Season
10th with Chargers

Former NFL and CFL wide receiver, Paul Skansi joined the Chargers in 2000.

Skansi was an honorable mention All-America and All-Pac-10 receiver at the University of Washington. He was the

Huskies' all-time leading receiver with 138 catches for 1,723 yards and was drafted by the Pittsburgh Steelers in the fifth round in 1983. Skansi spent his rookie season with the Steelers, but was released in '84 and signed with Seattle. From 1984-91, he caught 166 passes for 1,950 yards and 10 TDs for the Seahawks. Skansi concluded his playing career in '92 with the CFL's Ottawa Rough Riders.

Skansi earned a degree in sociology from Washington and returned there in 1994 as an asst. WRs coach. In 1995, he became the WRs coach at Idaho and in '99, followed then-head coach Chris Tormey to Nevada.

Skansi was born in Tacoma, Washington. He and wife, Stephanie, have two daughters, Taylor and Madison, and reside in Poulsbo, Wash.



CHRIS HOBBS

**Executive Assistant-
Player Personnel**

Hobbs tracks and writes reports on tapes and DVDs of college players that are independently submitted to the

scouting department. He helps track prospects from the local universities, including San Diego State and the University of San Diego, and scouts the Heritage Bowl and the Texas vs. the Nation All-Star games. He also studies tapes of NFL practice squad players.

Hobbs was an intern with the Chargers in 2000 and joined the team full-time in 2005.

He was born in Hollywood, California and attended North Hollywood HS. He graduated from University of the Pacific with a degree in sports management.

EXECUTIVE STAFF



TRICIA CAMPANELLA
Executive Assistant



ELIZABETH SPATOLA
Executive Assistant

FOOTBALL STAFF



JAMES COLLINS

Head Athletic Trainer
22nd NFL Season
14th with Chargers

Collins joined the Chargers as head athletic trainer in 1999 after three seasons (1996-98) with the Philadelphia Eagles and one (1995) with the World League's London Monarchs.

Collins was born in Lothian, Maryland and was an aviation physiology technician in the United States Navy from 1980-84. He played basketball at Morris Brown College in Atlanta and received his degree in physical education from San Diego State.

Collins interned with the Chargers in 1986 and was promoted to assistant athletic trainer from 1987-89. He also served as an orthopedic technician and surgical assistant for

two years with the OASIS Medical Group. From 1991-96, he was an assistant with the Denver Broncos.

Collins is a member of the National Athletic Trainer's Association and serves on the NFL's injury and safety panel. In 2005, he was named to the NATA's Hall of Fame selection committee. Collins was formerly the AFC's representative for the Professional Football Athletic Trainers Society.

James and his wife, Patricia, have one son, James T. III.

ATHLETIC TRAINING STAFF



DAEMON MITCHELL
Assistant Athletic
Trainer



WILL ROGERS
Assistant Athletic
Trainer



BRIAN DUDDY

Director of Video Operations
20th NFL Season
20th with Chargers

Brian Duddy became director of video operations in 1998. His department is responsible for filming and editing practice and game footage for review by the players and coaches using the XOS Thunder Digital Editing System.

Duddy has been with the Chargers for 19 seasons, including three (1995-97) as a video assistant and three (1992-94) as a staff assistant. He was a staff assistant for the coaches

during the team's 1994 Super Bowl season. Duddy originally joined the team as a training camp ball boy in 1990.

He was born in San Diego and attended Mira Mesa HS.

VIDEO OPERATIONS STAFF



JASON NEGUS
Assistant Director of
Video Operations



MATT LeVALLEY
Video Assistant



ARTHUR HIGHTOWER

**Director of Player
Development**
5th NFL Season
5th with Chargers

Arthur Hightower assists players with off-the-field issues and helps prepare them for life after football. He oversees programs in continuing education, life skills, financial and career education/planning and career internships. He serves on the NFL's player development continuing education and financial education committees. In 2007, Hightower received the NFL's Winston-Shell Award for commitment and dedication to developing unique and innovative ideas and solutions.

Hightower spent three years as assistant director of professional development at the NCAA headquarters in Indianapolis. He oversaw the NCAA postgraduate scholarship

selection process, the ethnic minority and women's enhancement scholarship programs, the NCAA Leadership Institute for Ethnic Minority Males and the NCAA national office internship program. He also was an academic counselor for student-athletes at the University of Houston from 2000-01 and at the University of Maine from 1998-99.

Hightower played free safety at Florida A&M University, where he was named Male Scholar Athlete of the Year during his junior season. He graduated from FAMU, magna cum laude with a degree in graphic arts and printing management. Prior to graduation, he completed a Wall Street Journal internship in printing production-management.

Hightower earned a master's degree in physical education with a concentration in sports administration from Florida State University in 1998. He worked as an NCAA national office intern from 1997-98, serving in the education services group.

Hightower was born in Fort Lauderdale, Florida and graduated from Brighton High School in Rochester, New York. He and his wife, Tresa, have two daughters, Alexandria and Arielle, and a son, Joshua.



BOB WICK

Equipment Manager

31st NFL Season
31st with Chargers

Bob Wick became equipment manager in 2000.

He joined the team as a ball boy and equipment assistant during training camp in 1979 and spent three seasons (1980-82) as an equipment assistant before being named assistant equipment manager in 1983. Wick was also an equipment assistant with the San Diego Clippers from 1978-1980.

Wick is the equipment liaison for the Holiday and Pointsettia Bowls, which are both played in Qualcomm Stadium. Wick was born in San Diego and graduated from

Mt. Miguel High School in 1978. He earned an associate degree in business administration from Grossmont College in 1981 and studied finance at San Diego State from 1982-85.

Bob is an avid collector of sports memorabilia. He and his wife, Debbie, have two daughters, Chloe and Courtney, and a son, Robert. Bob is a board member for Scripps Ranch Softball and coaches Chloe in All-Stars and recreational softball.

EQUIPMENT STAFF



CHRIS SMITH
Assistant Equipment
Manager—Field Manager



KEVIN DUDDY
Equipment
Assistant

ADMINISTRATION



JIM STEEG

Executive Vice President— Chief Operating Officer

Because of Jim Steeg, the Super Bowl is the world's premiere sporting event. In 34 years with the NFL, including 26 in charge of special events, Steeg grew the Super Bowl from a championship football game to a week-long extravaganza featuring signature events, including The NFL Experience.

Steeg was the driving force behind Super Bowl charitable events that raised more than \$50 million for host communities and impacted thousands of children.

Steeg also launched and championed the Super Bowl Minority and Women-Owned Emerging Business Program in the early 1990s, mandating that whenever possible, the league and its various vendors and corporate clients work with local minority and women-owned businesses.

Now as COO of the Chargers, Steeg is working to accomplish many of the same goals in San Diego, particularly on game days. In 2007, the Chargers were named the NFL's most fan-friendly franchise for stadium parking and ambiance by FansVoice.com. Steeg has worked to uphold that image year-round by overseeing plans for the team's 50th Anniversary season in 2009; a second complete revamping the team's website; the re-design of the team's logo and uniforms in 2007, and the initiation of a move to bring training camp back to San Diego in 2005. These moves have led to increased sponsorships and record sales of tickets, club seats and suites.

Beyond his Super Bowl duties, Steeg organized American Bowl Games in Berlin and Barcelona, and his international experience proved valuable when the Chargers were picked to play the Saints in London in 2008. Steeg also planned and executed the closing of Times Square and the Mall in Washington D.C., for NFL Kickoff Celebrations in 2002 and '03.

Steeg was the NFL's chief liaison to the Pro Football Hall of Fame and initiated the renovation and modernization process that resulted in the opening of two new galleries. He chaired the NFL's league-wide 75th Anniversary celebration in 1994 and Pro Football's Greatest Reunion in 2000. He also

initiated the return of Throwback Uniforms in 1994 and was among the inaugural class inducted into the Special Events Hall of Fame in 2002.

In 2005, Steeg was named Celebrity of the Year by the Mad Anthonys, a charitable organization in his hometown of Fort Wayne, Indiana, and in 2008, he received the Pete Rozelle Award from the New Orleans Touchdown Club.

Steeg served on the San Diego Chamber of Commerce's Executive Committee and on the boards of the United Way of San Diego, the Downtown YMCA, the San Diego Hall of Champions and the Make-A-Wish Foundation. He was co-chairman of the events committee for the 2008 U.S. Open Golf Championship in San Diego and will serve on the executive committee working to bring the Open back to San Diego in 2018. Steeg is a longtime board member for Wake Forest University's Babcock School of Management, the George B. Young Memorial Scholarship Committee, Hunger Related Events and NFL Youth Education Towns in Houston, New Orleans and Miami.

Steeg's first job in pro football was as the business manager/controller for the Miami Dolphins from 1975-78.

Born in Boston, Steeg grew up in Ft. Wayne. He received a bachelor's in political science from Miami (Oh.) University and a MBA from Wake Forest. Wife, Jill, is a former writer for *USA Today* and *Sports Illustrated*, who now pens biographies. Steeg's son, Bryce, is a former Duke University quarterback who graduated in 2002, and later from the London School of Economics in 2003 and Harvard Law School in 2006. He currently works in the law firm of Wilson, Sonsini, Goodrich and Rosati in Palo Alto, California. His daughter, Darcy, is a 2003 graduate of Princeton, who earned a master's of statistics at George Washington University in 2007 and is currently pursuing a Ph.D in statistics at Cornell.

EXECUTIVE STAFF



YOLANDA TYUS
Executive Assistant



JEREMIAH T. MURPHY
Executive Vice President

Jerry Murphy is the top fiscal officer for the San Diego Chargers and the A.G. Spanos organization, including A.G. Spanos Construction, Inc.; A.G. Spanos Management, Inc.; A.G. Spanos Development, Inc.; A.G. Spanos Enterprises, Inc.;

A.G. Spanos Realty, Inc.; AGS Financial Corporation; A.G. Spanos Securities Corporation and The Spanos Corporation.

Murphy joined the Spanos organization in 1982 after serving as a senior partner at Bowman and Company, a Stockton CPA firm, where he worked from 1971. He attained the rank of Captain during four years in the U.S. Air Force, 1966-70. Murphy graduated with a degree in business from Bernard Baruch College in New York City in 1966.

Murphy is a member of the American Institute of CPAs and the California Society of CPAs.

Murphy was born in New York, N.Y. He and his wife, Sandra, have two daughters, Lisa and Tara, and son, Gregory. The Murphys reside in Stockton, California.



JEANNE M. BONK
**Executive Vice President—
Chief Financial Officer**

Jeanne Bonk joined the Chargers in 1991 as chief financial officer. She now oversees the team's day-to-day financial operations and is a member of the negotiating team for a new stadium in San Diego.

Bonk gained business and accounting experience with the international accounting firm, Price Waterhouse, from 1983-91 and was a senior audit manager when she joined the Chargers.

Bonk graduated with honors from the University of San Diego in 1983 with a degree in business administration/accounting and is a Certified Public Accountant.

Bonk was born in Covina, California and attended Mater Dei High School in Santa Ana. She is a member of the American Institute of CPAs and the California Society of CPAs. Bonk is chair of the finance committee for Cathedral Catholic High School and she is a member of the San Diego Humane Society's Audit Committee.

Jeanne and her husband, Jim, reside in Bonita, California.



MARSHA WELLS
Controller

Marsha Wells joined the Chargers in 1996 after working 16 years for the A.G. Spanos organization. She joined the company in 1980 in Las Vegas and relocated to the

San Diego office in 1987, assuming the duties of chief financial officer/property management.

Wells graduated with a degree in accountancy from Northern Illinois University in 1976 and is a Certified Public Accountant. She garnered three years (1976-79) of public accounting experience with the firm of Peat, Marwick, Mitchell and Co., in Decatur, Illinois. Wells received a master's degree in business administration from the University of Nevada-Las Vegas, in 1982.

Wells was born in Beardstown, Illinois, and attended Rushville High School in Illinois. She is a member of the American Institute of CPAs. She is single and resides in Coronado.

ACCOUNTING STAFF



RICH ALEXANDER
Assistant Controller



CHRYSTAL LEE
Accounting Manager



SHEILA ASKIN
Accounts Payable



LESLEY FISHER
Accounts Receivable



STARLENE GANGITANO
Payroll/Human Resources



KEN DERRETT
**Vice President—
Chief Marketing Officer**

Ken Derrett joined the Chargers in 2001 and is responsible for all marketing and sales functions. Over the last few years, he has helped grow the team's revenue base significantly in premium seat sales, sponsorships and broadcasting.

Derrett was the senior VP for global marketing partnerships for the NBA from 1999-01. He joined the NBA in 1995 and was named managing director of NBA Canada in 1996.

Derrett was manager, sports and entertainment properties at Labatt Breweries of Canada from 1988-95. He managed

Continued next page

LaBatt's interests in the NFL, Toronto Blue Jays, Canadian Olympic Association, Hockey Canada, the Canadian Curling Association and the Commonwealth Games. In addition, Derrett managed several strategic relationships for the company including SkyDome, TSN and the Canadian Country Music Association. Derrett also worked for the CFL from 1978-1988, developing the annual business and operations plan for the Grey Cup Championship.

Derrett serves on the board of directors and the marketing committee for the San Diego Convention & Visitor's Bureau. He is on the marketing committee for the the partnership council of the American Cancer Society and held a similar post for the 2008 U.S. Open Golf Championship.

Derrett is a native of Winnipeg, Manitoba and received his Bachelor of Commerce in sports administration from

Laurentian University in Sudbury, Ontario. In 2008, he received an honorary doctorate in sports administration from the school. He and his wife, Denise, have two children, Amy and Trevor. Amy is currently attending UCLA.

EXECUTIVE STAFF



JENNIFER STAKIW
Executive Assistant



DENNIS O'LEARY

Senior Director of Marketing Partnerships

Dennis O'Leary joined the Chargers in 2002 and is responsible for the development, sales and management of new and existing strategic partnerships. O'Leary has helped set the foundation for the long-term financial stability of the organization.

O'Leary spent two years (2000-02) as director of partnership marketing for the Denver Broncos and was the director of team and venue services for Integrated Sports International in Denver from 1998-00.

O'Leary also was director of sales for the IHL's Utah Grizzlies from 1996-98. He helped the Grizzlies market their home arena, The "E" Center, which would later serve as one of the venues for the 2002 Winter Olympic Games in Salt Lake City. O'Leary began his career in sports as a marketing representative with the NBA's Los Angeles Clippers from 1993-96.

O'Leary was born in St. Louis, Missouri. He graduated from Indiana University in 1990 with a degree in economics. He and wife, Kari, have daughters, Kaitlyn and Kylie, and son, Ryan.

MARKETING STAFF



S. BRANDON WARD
Senior Manager,
Marketing Partnerships
& Broadcasting



DOUG CARNAHAN
Corporate Sales
Manager



CHRIS LEE
Corporate Sales
Manager



AMY SCHREIBER
Manager,
Client Services



ERIN VANDENBERG
Client Services
Coordinator



LISA SIMMONS
Charger Girls Director



TODD POULSEN

Senior Director of Ticket Sales & Services

Todd Poulsen is responsible for all aspects of the ticket department, including sales, service and operations.

Poulsen spent 1998-03 with the NBA's Los Angeles

Clippers, including three years as director of sales. During his tenure, the Clippers were fifth in the NBA in new season ticket sales and set franchise records in overall group sales revenue, attendance and sellouts.

From 1994-98, Poulsen was an account executive for the Minnesota Timberwolves. He led the department in season ticket sales and overall revenue.

Poulsen was born in Salt Lake City, Utah. He graduated from Utah State University with a degree in marketing and from the University of Redlands with a master's in management. Poulsen and his wife, Marilyn, have two daughters, Morgan and Madeline, and live in San Diego.

TICKET SALES STAFF



EMILY GOWDY
Manager, Premium
Seating Sales



TOM MILKS
Manager, Premium
Seating Sales



BRAD STEWART
Manager, Premium
Seating Sales



Allison Escott
Manager, Suite
Services



STEVE PANKOWSKI
Manager, Ticket Sales



JOHN HINEK

Director of Business Operations

John Hinek is going into his 37th year with the Chargers. Hinek, who joined the team as a ball boy in 1973, coordinates team travel and is the facilities coordinator for

the team's practice complex. He also serves as the Chargers' training camp coordinator, a role he has held since 1978.

From 2000-04, Hinek also oversaw operations at Qualcomm Stadium. Hinek also was the team's director of college scouting from 1990-94.

His father, Frank, is the former equipment manager of the Oakland Raiders (1960-62) and brother, Bronco, was the San Francisco 49ers' equipment manager from 1984-97.

Hinek was born in Milwaukee, Wisconsin and grew up in Alameda, California. He attended San Diego State University and graduated with honors in physical education.

John is married to the former Barbara DeBarrows of Point Loma. They have two daughters, Camille and Jacquelyn.

BUSINESS OPERATIONS STAFF



JOHN LEATHERWOOD
Business Operations Assistant



GEORGETTE ROGERS
Receptionist



CHUCK SANDUSKY
Facilities Coordinator



PAUL CHAPMAN
Head Staff Assistant



JAY JAY MANIQUIS
Staff Assistant



BILL JOHNSTON

Director of Public Relations

Bill Johnston is in his 20th season as the director of public relations and his 31st season with the team. He oversees all communications, including media relations, publications and editorial content on the team's website. He also oversaw community outreach and public affairs from 1990-00.

Johnston joined the Chargers in March 1979, while

attending San Diego State. He earned a degree in journalism in 1981, and was named public relations assistant that year. He also served as assistant director of public relations (1984-87) and director of community relations (1988-89).

Johnston was born in La Mesa, California and attended Helix High School. He is on the board of directors of the Huntington's Disease Society of America, San Diego. He was honored by the national HDSA in October 2008 for his support of the organization. While serving as president of the board, the San Diego Chapter was named the national HDSA Chapter of the Year in 2005 and '07. An avid runner, Johnston has run the San Diego Rock 'n' Roll Marathon nine times and raised more than \$500,000 to cure HD.

Bill and his wife, Ramona, have a son, Jared, and daughter, Hayley.

PUBLIC RELATIONS STAFF



SCOTT YOFFE
Assistant Director of Public Relations



JAMAAL LaFRANCE
Media Relations Coordinator



JENNIFER ROJAS
Corporate Communications Coordinator



JOEL PRICE
Manager, Internet Services



CASEY PEARCE
Managing Editor—Web Site & Publications



MIKE NOWAK
Team Photographer



KIMBERLEY LAYTON

Director of Public Affairs & Corporate/Community Relations

Kimberley Layton joined the Chargers in 2000 after serving as the chief of staff for San Diego Mayor Susan Golding.

In her current capacity, Layton has expanded the Chargers' outreach and impact in the community by creating programs and initiatives to enhance the Chargers' corporate, business, educational and charitable relationships. She also oversees the Chargers Community Foundation, which has provided more than \$3.5 million in benefits to San Diego's youth and educational communities.

Continued next page

Prior to joining the team, Layton worked in state and local government for 12 years, entering the political arena in 1988 to work for State Assemblywoman Lucy Killea. She was chief of staff for Killea from 1989-95. In 1995, she was appointed Assistant Director for the Department of Intergovernmental Relations for the City of San Diego and in 1996 she was appointed as Director of the department.

Layton is a graduate of San Diego High School. She earned a degree from the University of California at Irvine and is married to Farrell Layton.

COMMUNITY RELATIONS STAFF



JAMES BOURGUIGNON
Community Relations
Coordinator



DICK LEWIS

Director of Security

Dick Lewis has spent the last 20 years as director of security. In 2007, he also served as the team's director of player outreach, working to develop a positive and active role in the community.

Lewis' weekly tradition of taking players and coaches to serve meals to the homeless is one example. In addition to his work with the homeless, Lewis has taken players to visit hospitals and helped players become mentors to troubled

teens. He also is the lead vocalist in the band "Time Out," a rhythm and blues band featuring members of the team's security staff who are also accompanied by several players. The band entertains at convalescent homes throughout Southern California.

Lewis joined the team in 1989 upon his retirement from the San Diego Police Department. During his years in the SDPD, Lewis was a patrol officer, a member of the department's school task force and an assistant to the Chief of Police for community relations.

From 1955-68, Lewis was a hospital corpsman in the United States Navy serving with the Marines. He served two 13-month tours in southeast Asia during the Vietnam War.

Lewis was born in Bay City, Texas. He attended Hilliard High School in Bay City. Lewis earned a bachelor's degree in law and a doctorate degree in law from Cabrillo Pacific University. Lewis resides in Ramona with daughter, Roshana and grandson, Jeremy.

SECURITY STAFF



RITO ARCIAGA
Security



NICK JOHNS
Security



DICKSON ULA
Security



FRANK URIBE
Security



SEAN O'CONNOR

Director of Stadium/ Game Operations & Special Events

Sean O'Connor, in his 21st season with the Chargers, is responsible for all aspects of stadium operations, including parking, security, game presentation, entertainment, BoltVision, audio, scoreboard operations and fan interactive areas. He also coordinates special events for the team and acts as a liaison between the Chargers and the team's concessionaire at Qualcomm Stadium.

With a background in special events, O'Connor has worked in that capacity for the NFL at the last 11 Super Bowls, including Super Bowl XLIII in Tampa, Florida.

Before joining the Chargers, O'Connor was the director of sales and an account executive with the San Diego Sockers of the Major Indoor Soccer League.

O'Connor was born in Buffalo, New York, and attended St. Joseph's Collegiate Institute in Buffalo. He graduated with a degree in business administration from the University of San Diego in 1982. Sean and his wife, Meghann, reside in San Diego with their sons, Liam and Quinn.

STADIUM OPERATIONS & EVENTS STAFF



KEVIN DALY
Creative Services
Manager



TOM CARSON
Stadium Operations
Manager



ELLEN MEADOR
Executive Producer
Chargers Television



MICHAEL L. DOUGHERTY

Director of Ticket Operations

Michael Dougherty oversees all aspects of the team's ticket office, including season ticket accounts, Club level accounts and single-game ticket sales.

Dougherty is in his 16th season with the Chargers. He worked for the San Diego Padres from 1991-94.

Dougherty was born in Pasadena, California. He attended

Arcadia (Calif.) HS and earned a degree in communications from the University of the Pacific in 1988.

Mike and his wife, Shannon, live in La Costa. They have daughters Brittany and Mikaela, and sons, Connor and Daniel.

TICKET OPERATIONS STAFF



BRIAN OLSON
Ticket Operations Manager



BETSY PYLE
Ticket Operations Assistant



SHIRLEY ABOYME

Director of Guest Services

Shirley Aboyme returned to the Chargers in 2006.

She previously worked for the Chargers from 1997-02 as a suite services manager and executive suites coordinator.

From 2002-06, Aboyme was the premium seating services manager at the STAPLES Center in Los Angeles.

Aboyme attended Mt. Carmel HS in San Diego. She

graduated from the University of California-Santa Barbara with a degree in business economics and a minor in sports management. She also earned an MBA from National University.

GUEST SERVICES STAFF



ERICA HOOPER
Guest Services Manager

GUEST SERVICES STAFF



LINDA GANDY
Club Seat Services Manager



MEKAELA BERRY
Club Seat Services Representative



JAMES NAVARRA
Guest Services Representative



JOSE VIRGEN
Guest Services Representative



JULIE DALPORN
Customer Service Representative



JOANNE HERNANDEZ
Customer Service Representative

SUPPORT STAFF



GEORGE PERNICANO



MSGR. DAN DILLABOUGH
Team Chaplain



SHAWN MITCHELL
Team Pastor



DR. DAVID CHAO
Team Doctor



DR. TAL DAVID
Team Doctor



DR. JERRY HIZON
Team Doctor




DR. CALVIN WONG
Team Doctor

2009-10 NFL IMPORTANT DATES

- Aug. 14 – If a Drafted Rookie has not signed with his club by this date, he may not be traded to any other club in 2009.
- Sept. 1 – Rosters cut down to maximum of 75 players on Active List by 1 p.m. (PDT).
- Sept. 5 – Rosters cut down to maximum of 53 players on Active/Inactive List by 3 p.m. (PDT).
- Sept. 6 – At 9 a.m. (PDT), clubs may establish a Practice Squad of eight players by signing free agents who do not have an accrued season of free-agency credit or who were on the Active/Inactive List for less than nine regular-season games during their only Accrued Season(s). A player cannot participate on the Practice Squad for more than three seasons.
- Sept. 10-14 – NFL Kickoff Weekend.
- Sept. 29 – Priority on multiple waiver claims is now based on 2009 standings.
- Oct. 20 – All trading ends at 1 p.m. (PDT).
- Oct. 21 – Players with at least four previous pension credits are subject to the waiver system for the remainder of regular season and postseason.
- Nov. 17 – Deadline of 1 p.m. (PST) for clubs to sign their Draft Choices and any Unrestricted and Restricted Free Agents to whom June 1 tender was made. If still unsigned after this date, such players are prohibited from playing in NFL in 2009.
- Jan. 4 – Clubs may begin signing free agent players for the 2010 season.
- Jan. 9-10 – Wild Card Playoffs
- Jan. 10 – Assistant coaches under contract to playoff clubs that have byes in the Wild Card weekend may be interviewed for head coaching positions through the conclusion of the Wild Card games.
- Jan. 16-17 – Assistant coaches under contract to playoff clubs that won their Wild Card games may be interviewed for head coaching positions through the conclusion of Divisional Playoff games.
- Jan. 16-17 – Divisional Playoffs
- Jan. 24 – AFC and NFC Championship Games
- Jan. 30 – Senior Bowl, Mobile Alabama
- Jan. 31 – An assistant coach, whose team is participating in the Super Bowl, who has previously interviewed for another club's head coaching job may have a second interview with such club no later than the Sunday preceding the Super Bowl.
- Jan. 31 – AFC-NFC Pro Bowl, South Florida
- Feb. 7 – Super Bowl XLIV, South Florida
- Feb. 24 – NFL Scouting Combine begins, Lucas Oil Stadium, Indianapolis, Indiana
- March 5 – Free Agency Period Begins
- March 15 – First day teams may conduct off-season workouts.





VETERANS & RETURNING PLAYERS

Once again Jamal Williams leaves a pile in his wake, just as he's done for 11 NFL seasons. A three-time Pro Bowl selection, Williams is one of the most feared defensive tackles in the league and the anchor of the Chargers' 3-4 defense.



VETERANS & RETURNING PLAYERS



90 ANTWAN APPLEWHITE

Linebacker **San Diego State**
6-3, 246 **Free Agent - '07**
2nd NFL Season **Narbonne HS**
3rd with Chargers **Los Angeles, Calif.**

Antwan Applewhite made the most of his opportunity with the Chargers in 2008. His window of opportunity opened when fellow OLB Shawne Merriman was lost for the season with a knee injury after Week One. Applewhite blossomed into a demon on special teams, while taking full advantage of a handful of reps with the defensive unit.

A former standout on a couple of underperforming teams at San Diego State, Applewhite was passed over by all 32 NFL teams when he applied for early draft status following his junior season in 2006. Opting to stay close to home, Applewhite went to training camp with the Chargers in '07 and later rejoined the team on its practice squad, which ultimately led to last year's golden opportunity.

Applewhite took full advantage of that opportunity and ended up making one of the season's biggest plays during a mid-December game in Kansas City's Arrowhead Stadium in which a loss would've for all intents and purposes ended the

Chargers' slim postseason hopes. Trailing 21-10 in the fourth quarter on a cold and blustery day in the nation's heartland, the Chargers scored with just 1:13 remaining in the fourth quarter to cut their deficit to 21-16. Forced to try an onside kick, Applewhite laid a perfect hit on the Chiefs' Dwayne Bowe as he appeared to have fielded and safely tucked away the kick, forcing a fumble that was recovered by teammate Kassim Osgood. Unbelievably, the Chargers tacked on a touchdown just four plays later and won the game, 22-21, keeping their 2008 season alive.

Off the field, Applewhite has involved himself in a handful of charitable activities, including a holiday distribution last December when he and teammates handed out holiday meals made available by the San Diego Food Bank. A Los Angeles native, Applewhite enjoys going to the movies and watching his favorite NBA team, the Los Angeles Lakers, in action. He also enjoys fishing.

TRANSACTION HISTORY: Signed with Chargers, May 4, 2007...waived Sept. 1, 2007...signed to practice squad, Nov. 21, 2007...re-signed, Jan. 23, 2008...waived Aug. 20 and signed to practice squad, Sept. 1, 2008...signed two-year contract to active roster, Sept. 10, 2008.

2008: Chargers Alumni Special Teams Player of Month for December...with 1:13 remaining in 4Q Dec. 14 at KC, hit and FF on Dwayne Bowe during onsidess kick...Kassim Osgood FR and four plays later, Bolts scored go-ahead TD to win, 22-21...season-high seven TT vs. Chiefs...four-yard TFL on fake punt in Jan. 11 AFC Divisional Playoff game at Heinz Field.

2007: Practice squad player.

COLLEGE: First-team All-MWC as junior...honorable mention All-MWC as soph...INT and 75-yard return set up TD as RS frosh in 2004 game against 17th-ranked Michigan...finished career with 126 TT, 17 sacks and 22.5 TFL...left school following junior season to enter NFL Draft... redshirted in 2003 and was scout team defensive POY...played at SDSU from 2003-06...criminal justice major.

PERSONAL: Born in Los Angeles, California...all-league, all-area and all-region as senior at Narbonne HS in Torrance, Calif.

Regular Season										Pass	Fumbles	Special Teams
Year	Team	G-S	Tack.-Asst.	Total	Sacks-Yds.	Int.-Yds.	Long	TD	Def.	For.-Rec.	TFL	Tackles
2008	San Diego	14-0	12-7	19	0.5-0	0-0	0	0	0	0-0	1	9

Postseason										Pass	Fumbles	Special Teams
Year	Team	G-S	Tack.-Asst.	Total	Sacks-Yds.	Int.-Yds.	Long	TD	Def.	For.-Rec.	TFL	Tackles
2008	San Diego	2-0	0-3	3	0-0	0-0	0	0	0	0-0	0	2

Single-game Highs

Tackles — 7, at Kansas City, Dec. 14, 2008
 Sacks — 0.5, at Miami, Oct. 5, 2008

Postseason Single-game Highs

Tackles — 2, at Pittsburgh, Jan. 11, 2009

Additional Statistics

Special Teams Forced Fumbles — 2008, 1.



29 **MICHAEL BENNETT**

Running Back	Wisconsin
5-9, 207	Waivers (Tampa Bay) - '08
9th NFL Season	Tech HS
2nd with Chargers	Milwaukee, Wis.

The Chargers landed a true diamond in the rough last November when they claimed running back and former first-round draft choice, Michael Bennett, off waivers from the Tampa Bay Buccaneers. While he had to sit and watch during the regular season, Bennett made his presence felt in the playoffs, supporting Darren Sproles while LaDainian Tomlinson was sidelined with a groin injury.

The Minnesota Vikings made Bennett their first-round choice in 2001 and he enjoyed five solid seasons in "The Land of 10,000 Lakes." He enjoyed his finest season in 2002, earning a place on the NFL's Pro Bowl roster after rushing for 1,296 yards and five touchdowns. Hampered by foot and knee injuries the following two seasons, his production in Minnesota decreased and he left the Vikings and signed with New Orleans in 2006. Less than five months into his stay with the Saints, Bennett was traded to Kansas City and a little more than a year later, traded again, this time to Tampa Bay.

A standout in football and track at Wisconsin, Bennett is the third member of the family to suit up in the NFL. Uncles Charles and Tony Bennett both enjoyed successful NFL careers. Charles with Chicago, Dallas and Miami, and Tony with Green Bay and Indianapolis. Michael's mom, Linda, moved their family to Wisconsin when Michael was in middle school so that she and their family could be closer to Uncle Tony when he played for the Packers. Linda still lives in Milwaukee and is a professor at the Milwaukee Area Technical College.

Bennett's favorite thing to do is to spend time with his family, wife Tonya, and sons Makhi and

Makhari. His second favorite thing to do is be in or near the water. The family owns a 48-foot Sea Ray that is docked in Odessa, Florida, near Tampa, where they enjoy many a sunny day in the waters off Florida's coast fishing and riding jet skis. An avid fisherman, Michael is currently ranked second on the FLW Outdoor's Celebrity Tour and with a top-five finish in any of the series' four remaining events, he will qualify for the FLW's Professional Tour. Bennett's biggest catch to date is an 11-pound, three-ounce largemouth bass, pulled from Florida's Lake Okeechobee. Bennett's other hobbies include visits to amusement parks and watching movies. Just like a big kid, he loves to ride roller coasters and has visited just about every US amusement park. His favorites are Disneyworld and Universal Studios.



Bennett enjoys helping others and he is planning to become a firefighter when his playing days come to an end. He grew up near a fire station and two of his pee-wee football coaches were both firemen. A volunteer with the Tampa Fire Department, Bennett has a full T.F.D. uniform and spends many of his off days riding along with the firefighters. Plans are already in the works for him to return to school in order to obtain his Emergency Management Training Certificate. He is also an avid supporter of the Hillsborough County Sheriff's Department in Tampa and has been on numerous ride-alongs and SWAT operations with their force as well.



TRANSACTION HISTORY: First-round draft choice (27th overall) by Minnesota, April 21, 2001... signed with Vikings, July 30, 2001...signed with NO, March 20, 2006...traded to KC for for 2007 fourth-round pick, August 2, 2006...traded to TB, October 16, 2007...waived Nov. 11, 2008...claimed by Chargers, Nov. 12.

2008: Saw first action as Charger and contributed to OT win in AFC Wild Card game with several big carries. **2007:** 19-yard TD run Oct. 28 vs. Jacksonville... season-high 63 yards Dec. 16 vs. Atlanta...caught 23-yard TD pass vs. Carolina Dec. 30. **2006:** Missed Wks 4-6 (hamstring)...inj. ankle Dec. 17 at SD and INA for Oakland game Dec. 23. **2005:** 106 yards Nov. 6 vs.

Detroit...rush and rec. TDs vs. Lions, Dec. 4...rush TD Dec. 11 vs. St. Louis and eclipsed 3,000 career-yard plateau...61-yard TD run vs. Chicago Jan. 1. **2004:** INA Wks 1-5 (rt knee)...TD Oct. 31 vs. NY Giants...159 total yards TD catch vs. GB Dec. 24. **2003:** PUP Wks 1-7 (left foot)...TD Nov. 23 vs. Detroit...103 yards Dec.

7 vs. Seattle...INA Dec. 14 at Chicago (ankle). **2002: Pro Bowl** ...third in NFC in rushing (1,296 yards) and scrimmage yards (1,647)...NFC-leading 5.1 ypc avg.... second-most 100-yard games in team history (five)...TD vs. Carolina Sept. 22...106 yards vs. Chicago Oct. 27...114 yards, including career-long 85-yard TD at TB Nov. 3... career-high 167 yards and TD vs. NY



Continued next page

VETERANS & RETURNING PLAYERS





Giants Nov. 10...130 yards vs. GB Nov. 17... 120 yards at GB Dec. 8...TD at Detroit Dec. 29. **2001:** Only third rookie RB in Vikings history to start Opening Day...13 starts were second-most by Vikings' rookie runner...INA for Oct. 21 GB, Oct. 28 TB and Nov. 11 Philadelphia games (ankle)...first-career TD on 80-yard catch-and-run Dec. 2 at Pittsburgh...113 yards and two TDs Dec. 9 vs. Tennessee...104 yards at GB Dec. 30.

COLLEGE: 1,681 yards as junior, third-most in school history...finished career with 1,979 yards and 15 TDs...won Big Ten indoor 60 and 200-meter titles and

outdoor 100 and 200-meter titles in 2000...won three Big Ten titles during 1999-00 seasons with football and indoor & outdoor track...DNP as true frosh in 1998...played two full seasons for Badgers (1999-00)...majored in consumer science.

PERSONAL: Born in Centerville, Illinois...all-state as senior at Tech HS in Milwaukee, Wisconsin...rushed for more than 4,200 yards and had 20 INT...state records in 100 (10.01 seconds) and 200-meter (20.21 seconds) dashes at 1998 state track meet...second nationally among high school athletes in 100 and 200 meters according to *Track & Field News*.

Regular Season		Rushing					Receiving			Special Teams	
Year	Team	G-S	No.-Yds.	Avg.	Long	TD	No.-Yds.	Avg.	Long	TD	Tackles
2001	Minnesota	13-13	172-682	4.0	31	2	29-226	7.8	80t	1	0
2002	Minnesota	16-16	255-1,296	5.1	85t	5	37-351	9.5	45	1	0
2003	Minnesota	8-7	90-447	5.0	28	1	12-132	11.0	40	0	0
2004	Minnesota	11-7	70-276	3.9	25	1	21-207	9.9	38	1	0
2005	Minnesota	16-6	126-473	3.8	61	3	27-124	4.6	20	2	0
2006	Kansas City	11-0	36-200	5.6	41	0	9-77	8.6	14	0	0
2007	Kansas City	6-0	20-52	2.6	12	0	10-47	4.7	9	0	0
2007	Tampa Bay	8-1	41-189	4.6	28	1	5-54	10.8	23t	1	0
2008	Tampa Bay	5-0	7-12	1.7	4	0	1-2	2.0	2	0	0
2008	San Diego	0-0	0-0	0.0	0	0	0-0	0.0	0	0	0
Totals		94-50	817-3,627	4.4	85t	13	151-1,220	8.1	80t	6	0

Postseason		Rushing					Receiving			Special Teams	
Year	Team	G-S	No.-Yds.	Avg.	Long	TD	No.-Yds.	Avg.	Long	TD	Tackles
2004	Minnesota	2-2	17-68	4.0	18	0	4-11	2.8	9	0	0
2006	Kansas City	1-0	1-1	1.0	1	0	1-12	12.0	12	0	0
2007	Tampa Bay	1-0	0-0	0.0	0	0	0-0	0.0	0	0	1
2008	San Diego	2-0	4-24	6.0	14	0	2-13	6.5	7	0	0
Totals		6-2	22-93	4.2	18	0	7-36	5.1	12	0	1

Single-game Highs

- Rushing Attempts — 29, vs. Chicago, Oct. 27, 2002
- Rushing Yards — 167, vs. New York Giants, Nov. 10, 2002
- Rushing Long — 85t, at Tampa Bay, Nov. 3, 2002
- Rushing TDs — 2, vs. Tennessee, Dec. 9, 2001
- Receptions — 6, three times, Last: vs. New York Giants, Oct. 31, 2004
- Receiving Yards — 80, at Pittsburgh, Dec. 2, 2001
- Receiving Long — 80t, at Pittsburgh, Dec. 2, 2001
- Receiving TDs — 1, six times, Last: vs. Carolina, Dec. 30, 2007

Postseason Single-game Highs

- Rushing Attempts — 9, at Green Bay, Jan. 9, 2005
- Rushing Yards — 37, at Philadelphia, Jan. 16, 2005
- Rushing Long — 18, at Philadelphia, Jan. 16, 2005
- Receptions — 2, twice, Last: at Philadelphia, Jan. 16, 2005
- Receiving Yards — 12, twice, Last: at Indianapolis, Jan. 6, 2007
- Receiving Long — 12, at Indianapolis, Jan. 6, 2007

100-Yard Rushing Games (9)

Date	Opponent	W-L	No.-Yds.	Avg.	Long	TD
12/09/01	Tennessee	W	16-113	7.1	31t	2
12/30/01	at Green Bay	L	25-104	4.2	23	0
10/27/02	Chicago	W	29-106	3.7	13	0
11/03/02	at Tampa Bay	L	10-114	11.4	85t	1
11/10/02	New York Giants	L	15-167	11.1	78t	1
11/17/02	Green Bay	W	20-130	6.5	62	0
12/08/02	at Green Bay	L	19-120	6.3	35	0
12/07/03	Seattle	W	25-103	4.1	18	0
11/06/05	Detroit	W	18-106	5.9	31	0



97 RYON BINGHAM

Defensive End-Tackle **Nebraska**
6-3, 303 **Draft 7A - '04**
5th NFL Season **Alta HS**
5th with Chargers **Sandy, Utah**

Ryon Bingham had a breakout year in 2007. He racked up a career-high 58 tackles and was rewarded with a three-year contract extension thru 2010. The Sandy, Utah native has carved his niche as a regular in the team's defensive line rotation, a role that should again continue to grow in 2009.

Bingham is a true outdoorsman. His hobbies include hunting, fishing and backpacking. While it's not uncommon for he and a few friends to take a 2-3 day backpacking trip into Utah's Uinta Mountains to camp and fish in the range's many lakes and streams, last year he brought along his wife, Danielle, and they traveled to Arkansas where they fished the White River.

When not toting rod and reel, Ryan and Danielle spend time with their young daughter, Kayla, and infant son, Sawyer. One of their favorite family activities is to visit the beaches of Del Mar and Solana Beach.

Ryon's dad and older brother are both former football players. His dad, Jeff, was a defensive end at Weber State and his older brother, Josh, played defensive end at Southern Utah State.

Off the field, Ryon is a regular contributor to the Chargers works in the community. Last December, he and several teammates joined forces and handed out holiday meals to families which were provided by the San Diego Food Bank.

VETERANS & RETURNING PLAYERS

TRANSACTION HISTORY: Seventh-round draft choice (204) by San Diego, April 25, 2004...signed July 13, 2004...re-signed one-year contract, March 15, 2007...signed three-year extension thru 2010, Dec. 24, 2007.

2008: Closed out 3Q goal-line stand Wk 6 NBC SNF against NE with sack of Matt Cassel on 4th-and-goal at one. **2007:** Started for Jamal Williams (elbow) Oct. 28 vs. Houston and tallied TFL...started at DE Nov. 18 at Jacksonville and season-high 10 TTs...led DL with eight tackles in Jan. 20 AFC Championship Game at NE. **2006:** Sacks Nov. 19 at Denver and Nov. 26 vs. Oakland. **2005:** Played first-career game in season finale versus Denver. **2004:** Placed on "Reserve-

Injured" Aug. 31 (left torn biceps tendon)...injured during training camp practice Aug 17.

COLLEGE: Second-team All-Big 12 as senior...honorable mention and Academic All-Big 12 as junior...Big 12 Commissioner's Academic Honor Roll as soph...redshirted as true frosh in '99...missed '00 season (broken right foot)...played at Nebraska from 1999-03...degree in criminal justice.

PERSONAL: Born in Salt Lake City, Utah...Salt Lake Tribune Defensive POY and all-state at Alta HS in Sandy, Utah...Gatorade Circle of Champions POY in Utah...two-time Class 5A heavyweight wrestling champion with 64-1 record including 58 pins.

Regular Season		G-S	Tack.-Asst.	Total	Sacks-Yds.	Int.-Yds.	Long	TD	Pass Def.	Fumbles For.-Rec.	Special Teams TFL	Tackles
Year	Team											
2004	San Diego	0-0		Reserve-Injured (biceps)								
2005	San Diego	1-0	1-0	1	0-0	0-0	0	0	0	0-0	0	0
2006	San Diego	16-0	7-13	20	1.5-3.5	0-0	0	0	0	0-0	2	0
2007	San Diego	16-2	32-26	58	1.5-8	0-0	0	0	0	0-0	4	0
2008	San Diego	16-0	17-20	37	1.5-1	0-0	0	0	0	0-0	3	0
Totals		49	57-59	116	4.5-12.5	0-0	0	0	0	0-0	9	0

Postseason		G-S	Tack.-Asst.	Total	Sacks-Yds.	Int.-Yds.	Long	TD	Pass Def.	Fumbles For.-Rec.	Special Teams TFL	Tackles
Year	Team											
2006	San Diego	1-0	0-0	0	0-0	0-0	0	0	0	0-0	0	0
2007	San Diego	3-0	7-7	14	0-0	0-0	0	0	0	0-0	0	0
2008	San Diego	2-0	1-2	3	0-0	0-0	0	0	0	0-0	0	0
Totals		6-0	8-9	17	0-0	0-0	0	0	0	0-0	0	0

Single-game Highs

Tackles — 10, at Jacksonville, Nov. 18, 2007
 Sacks — 1, three times, Last: vs. New England, Oct. 12, 2008

Postseason Single-game Highs

Tackles — 8, at New England, Jan. 20, 2008




**VETERANS &
RETURNING PLAYERS**


50

DAVID BINN
Long Snapper
6-3, 228
16th NFL Season
16th with Chargers
California
Free Agent - '94
San Mateo HS
San Mateo, Calif.

The longest tenured player on the Chargers' roster and the only remaining player from the Chargers' 1994 Super Bowl team, long snapper David Binn is the franchise's all-time leader in seasons (15) and games played (239).

Known for pinpoint accuracy, Binn is among the best at his trade. He originally joined the Chargers as an undrafted free agent from Cal-Berkeley in 1994 and has spent his entire NFL career in Lightning Bolts. He is also one of the league's most durable players, having missed only one game in his career due to injury during his first 15 seasons.

Long overlooked, Binn was finally rewarded with his first trip to the Pro Bowl after the '06 season when AFC coach Bill Belichick selected him as the conference's "need" player. Binn's accurate snaps have helped the careers of several of the leading kickers and punters in team history, including the team's current duo of Nate Kaeding and Mike Scifres, and past greats like John Carney and Darren Bennett.

In 2008, Chargers General Manager A.J. Smith rewarded Binn with a new four-year contract that will keep him with the Chargers through the 2011 season.

Binn is also an avid golfer and maintains a handicap that hovers in the low single digits. He has been invited to compete in golf tournaments around the country. In 1999, he won a trip to Hawaii in a hole-in-one contest sponsored by the Holiday Bowl.

Since his arrival in San Diego, Binn has been a supporter of the local military. In May 2003, he visited the aircraft carrier USS Abraham Lincoln at sea as the ship and its crew returned to San Diego from the war in Iraq. Aboard the ship, he had the chance to meet President George W. Bush, who had also flown to the

carrier to deliver a speech to the nation declaring an end to the hostilities in Iraq. Binn was photographed with the nation's Commander in Chief. In 2000, he received a special invitation to fly in an F-18 with the Navy's Blue Angels.

Throughout his NFL career, Binn has been one of the Chargers' most active players in the community. In 1998, he started the David Binn Foundation to support environmental education and scholarship programs. The foundation supports several worthy causes including the annual "Teddy Bear Drive to Children's Hospital," in which Binn joins forces with the Coronado Police Department to deliver stuffed animals to young patients.

Binn has visited many interesting places, including Russia, Hawaii, Alaska, Australia, Europe and Costa Rica. His great grandparents on his father's side are Russian emigrants who moved to the United States during the Russian Revolution. During the trip to Russia, Binn visited Red Square, a Russian orphanage outside of Moscow, saw a ballet at the Minsky Theater, and also traveled to St. Petersburg where he visited The Hermitage Museum, one of the largest and oldest art galleries and museums of human history and culture in the world.

A native of Foster City in Northern California, Binn now makes his home year-round in Pacific Beach. In 2007, he was honored in his hometown when he was elected into the San Mateo County Hall of Fame, joining such stars as NFL Hall of Fame wide receiver Lynn Swann and former San Francisco Giants' slugger Barry Bonds.

Binn got married last November, tying the knot with the former Jennifer Isley. The couple is expecting their first child in August.

TRANSACTION HISTORY: Signed with Chargers as undrafted rookie, April 28, 1994...re-signed July 18, 1995, May 8, 1996, Feb. 25, 1998, Feb. 14, 2000, March 5, 2002, March 2, 2003 and March 3, 2004...signed four-year contract thru 2011, May 12, 2008.

2008: USA Today All-Joe. **2007:** Two ST tackles in postseason play. **2006: Pro Bowl special teams "needs" player...**team-record 201st career game Wk 10 at Denver...FR of blocked punt Dec. 17 vs. KC led to 85-yard TD run on next play. **2005: USA Today All-Joe...**played 100th consecutive game at Denver



Sept. 18. **2004:** Handled all snapping duties. **2003:** Season-high three ST tackles at Detroit Dec. 7 and at Chicago Nov. 2. **2002:** Handled all LS duties. **2001:** Handled all LS. **2000:** Handled LS in all 16 games. **1999:** Saw action in all 16 games as LS. **1998:** Missed only game of career Dec. 13 at Seattle (shoulder). **1997:** Handled all LS. **1996:** Inj. Oct. 6 at Denver (groin) and missed second half of game. **1995:** LS on punts and FGs all season. **1994:** LS as rookie for 19 games, including three playoff games...posted 10 ST tackles.



COLLEGE: Played in 42 career games at California from 1990-93...team had only one blocked kick during his career...ecology and social systems degree.

PERSONAL: Born in San Mateo, California...All-Peninsula League as junior and senior at San Mateo HS... lettered in football, basketball and golf.

Games Played-Started: **1994** (16-0, San Diego); **1995** (16-0, San Diego); **1996** (16-0, San Diego); **1997** (16-0, San Diego); **1998** (15-0, San Diego); **1999** (16-0, San Diego); **2000** (16-0, San Diego); **2001** (16-0, San Diego); **2002** (16-0, San Diego); **2003** (16-0, San Diego); **2004** (16-0, San Diego); **2005** (16-0, San Diego); **2006** (16-0, San Diego); **2007** (16-0, San Diego); **2008** (16-0, San Diego); **Total** (239-0).

Postseason Games Played-Started: **1994** (3-0, San Diego); **1995** (1-0, San Diego); **2004** (1-0, San Diego); **2006** (1-0, San Diego); **2007** (3-0, San Diego); **2008** (2-0, San Diego); **Total** (11-0).


Additional Statistics

Special Teams Tackles — **1994**, 10; **1995**, 3; **1997**, 2; **1998**, 3; **1999**, 2; **2000**, 3; **2001**, 3; **2002**, 2; **2003**, 8; **2004**, 1; **2005**, 1; **2006**, 5; **2008**, 4; **Total**, 47.

Special Teams Fumble Recoveries — **2006**, 1.

Additional Postseason Statistics

Special Teams Tackles — **2007**, 2; **2008**, 1; **Total**, 3.



99 KEVIN BURNETT

Linebacker	Tennessee
6-3, 240	UFA (Dallas) - '09
5th NFL Season	Dominguez HS
1st with Chargers	Compton, Calif.

VETERANS & RETURNING PLAYERS

It's no secret that Chargers General Manager A.J. Smith signs very few veteran free agents, so it shows just how the Chargers feel about former Dallas Cowboys inside linebacker Kevin Burnett, whom they signed to a two-year deal in March. In Dallas, Burnett was a dynamic special teams player and linebacker in the same 3-4 defense that the Chargers run here in San Diego. A native of Los Angeles, Burnett was excited for the opportunity to return to Southern California after leaving to attend college at the University of Tennessee and then spending his first four seasons in Texas.

Burnett has a unique hobby. He competitively races remote-controlled cars throughout Southern California. He does so at the Revelation Raceway in Ontario and at Thunder Alley in Beaumont. In Dallas, Burnett had a hobby room in the family's home and even recruited several of his Cowboys teammates to race with him. It started when his wife, Maia, bought him a couple of cars for Christ-



mas and has grown to a racing garage that now is home to 20-plus cars. Kevin also has an extensive collection of Air Jordans, owning more than 75 pairs of the basketball shoes made famous by Michael Jordan.

Together, Kevin and Maia oversee the Kevin Burnett Foundation, which supports literacy and education. It offers educational opportunities for lower income families and a mentor element for children who have grown up in single-parent homes. The foundation has worked with children and families in Dallas and Los Angeles and will extend to San Diego now that Kevin is playing for the Chargers.

Other hobbies of Burnetts include spending time with sons, Kamurhan and Kevin III, and reading and writing. He enjoys reading the Bible and is currently authoring two marriage books for young couples.

Kevin is not the lone athlete in the Burnett family. Younger brother, Kealin, is a starting linebacker at the University of Nevada.

TRANSACTION HISTORY: Second-round pick by Dallas (42), April 23, 2005...signed July 30, 2005... signed two-year contract with Chargers, March 12, 2009.

2008: season-high four STTs vs. Washington Sept. 28...matched season-high with six defensive stops at Washington Nov. 16. **2007:** Season and career-high

nine tackles along with season-high three STTs at NY Giants Nov. 11...starts vs. NY Jets Nov. 22 and Green Bay Nov. 29. **2006:** INT and 39-yard TD return off Peyton Manning in Nov. 19 win over previously unbeaten Indy...team-high three STTs in Wild Card Playoffs at Seattle Jan. 6. **2005:** INA Wks 1-2 after having surgery on left knee Sept. 8...season-high three STTs at Caroli-





VETERANS & RETURNING PLAYERS



na Dec. 24...placed on injured reserve Dec. 29 after tearing right ACL in practice Dec. 28.

COLLEGE: All-America and two-time All-SEC...in '03, he and T Michael Munoz became first juniors to serve as team captains since 1944...in '04, they became first two-time captains since J.G. Lowe in 1924-25...'04 semifinalist for Butkus and Nagurski Awards... tore left ACL in '02 season opener and spent year as medical

redshirt...SEC Academic Honor Roll in '02 and '03 and SEC and AFCA Good Works teams in '03...bachelor's and master's degrees in sports management from Tennessee.

PERSONAL: Born in Inglewood, California...All-America, all-state and all-conference S and RB at Dominguez HS in Compton, Calif....led Dominguez to state playoffs in '98 and '99.

Regular Season

Year	Team	G-S	Tack.-Asst.	Total	Sacks-Yds.	Int.-Yds.	Long	TD	Pass Def.	Fumbles For.-Rec.	TFL	Special Teams Tackles
2005	Dallas	13-0	4-2	6	1-2	0-0	0	0	0	0-0	1	11
2006	Dallas	16-0	17-6	23	1-2	1-39	39t	1	2	1-0	2	16
2007	Dallas	16-2	40-12	52	0-0	0-0	0	0	2	0-0	1	18
2008	Dallas	16-2	23-15	38	2-12	0-0	0	0	3	1-0	3	19
Totals		61-4	84-35	119	4-16	1-39	39t	1	7	2-0	7	64

Postseason

Year	Team	G-S	Tack.-Asst.	Total	Sacks-Yds.	Int.-Yds.	Long	TD	Pass Def.	Fumbles For.-Rec.	TFL	Special Teams Tackles
2006	Dallas	1-0	0-0	0	0-0	0-0	0	0	0	0-0	0	3
2007	Dallas	1-0	0-1	1	0-0	0-0	0	0	0	0-0	0	1
Totals		2-0	0-1	1	0-0	0-0	0	0	0	0-0	0	4

Single-game Highs

Tackles — 9, at New York Giants, Nov. 11, 2007
Sacks — 1, four times, Last: vs. Baltimore, Dec. 20, 2008



20 ANTOINE CASON

<p>Cornerback 6-0, 190 2nd NFL Season 2nd with Chargers</p>	<p>Arizona Draft 1 - '08 Los Alamitos HS Long Beach, Calif.</p>
---	---

With their first pick in the 2008 NFL Draft, the Chargers tabbed Jim Thorpe Award winner cornerback Antoine Cason from the University of Arizona with the 27th overall choice. While many young players take time to develop, Cason was ready to play from day one.

Cason made an immediate impact as a rookie. He was the team's third-leading tackler on special teams and its nickel-back on defense.

He intercepted two passes as a rookie, including one that he returned 59 yards for a touchdown, which helped close out a late season win in Tampa's Raymond James Stadium. Cason's prowess on defense and special teams shouldn't be a surprise. At Arizona, he became the first Wildcat to earn All-Pac-10 defense and special teams accolades in the same season.

He comes from a family rich in sports tradition. His father, Wendell, was a defensive back at the University of Oregon (1981-84) and went on to play for the Atlanta Falcons (1985-87). Antoine's brother, Dione, ran track at Washington State. His

cousin, Ken-yon Rambo, was a receiver at Ohio State (1997-00) before playing for the Dallas Cowboys (2001-02) and New York Jets (2003). And another cousin, Aveion Cason, was an All-America tailback at Illinois State (1997-00) and currently plays for the Detroit Lions (2001-02, 2006-present) after previously seeing stints with the St. Louis Rams (2001, 04-05) and Cowboys (2003). All told, more than a dozen of Cason's family members have Division I college football experience.

As a young man, Cason learned the value of community service. In San Diego, he's one of the first to volunteer for community outreach. Last December, he and several teammates helped deliver food to needy families and community partners at the San Diego Food Bank. In college, he also gave time to community service projects and even filmed a public service announcement for the school. His largest endeavor however was joining forces with former Wildcat teammate, Matt Brooks, to create a campaign to fight cancer known as "Cason Cares." Antoine became involved after losing his grandfather, Royce Rambo, to cancer in February 2006, while Brooks had several of his own family members



affected by the disease. The goal of Cason Cares was to raise money for cancer research. Cason and Brooks sold rubber wristbands for \$3 apiece and the pair made a generous donation to the American

Cancer Society before an Arizona men's basketball game at the McKale Center in December 2007.

Cason's favorite hobby is bowling. He's also a fan of American Muscle Cars, particularly the Mustang.

TRANSACTION HISTORY: Drafted by Chargers in first round (27), April 26, 2008...signed four-year contract, July 25, 2008.

2008: First-career INT in end zone off Jay Cutler in 4Q Wk 2 at Denver...iced Dec. 21 victory at TB with 59-yard INT return for TD in late 4Q...season-high three STTs in Dec. 28 AFC West clinching win over Denver...paced squad with two STTs in Jan. 5 AFC Wild Card Playoffs vs. Indianapolis...1Q sack of Ben Roethlisberger on 3rd-down play late in 1Q of AFC Divisional Playoffs at Pittsburgh, Jan. 11.

COLLEGE: 2007 Jim Thorpe Award...finished career with 15 INT, fourth-most in school history...set school records for return yards (349) and return average

(23.3)...2007 Walter Camp first-team All-America...first-team All-Pac-10 in 2006-07...Pac-10 POW following games against Oregon (2007), Washington State (2006), Cal (2006) and NAU (2004)...NAU game was first of career...honorable mention all-conference as frosh and soph...*Sporting News* and FWA Frosh All-America and All-Pac-10...played from 2004-07...ran track from 2006-07 (200 and 4x100 meter relay)...political science major...co-President of U of A Student-Athlete Advisory Board (2006-07).

PERSONAL: Born in Long Beach, California...All-CIF DB at Los Alamitos (Calif.) HS...Sunset League DB of Year as senior and first-team all-league as junior and senior...first-team all-county by *Orange County Register*...lettered in track.

Regular Season

Year	Team	G-S	Tack.-Asst.	Total	Sacks-Yds.	Int.-Yds.	Long	TD	Pass Def.	Fumbles For.-Rec.	TFL	Special Teams Tackles
2008	San Diego	16-3	44-8	52	0-0	2-69	59t	1	7	1-0	3	15

Postseason

Year	Team	G-S	Tack.-Asst.	Total	Sacks-Yds.	Int.-Yds.	Long	TD	Pass Def.	Fumbles For.-Rec.	TFL	Special Teams Tackles
2008	San Diego	2-1	4-2	6	0-0	0-0	0	0	1	0-0	0	2

Single-game Highs

Tackles — 6, vs. Denver, Dec. 28, 2008
 Interceptions — 1, twice, Last: at Tampa Bay, Dec. 21, 2008
 Interception Return Yards — 59, at Tampa Bay, Dec. 21, 2008
 Interception Return Long — 59t, at Tampa Bay, Dec. 21, 2008

Postseason Single-game Highs

Tackles — 5, vs. Indianapolis, Jan. 3, 2009



93 LUIS CASTILLO

<p>Defensive End 6-3, 290 5th NFL Season 5th with Chargers</p>	<p>Northwestern Draft 1B - '05 Garfield HS Garfield, N.J.</p>
---	--

Chargers defensive end Luis Castillo is only the second Dominican player to be drafted and start in the National Football League. He's been splendid in San Diego and comes off a 2008 season in which he recorded a career-high 53 tackles and eight tackles for loss. After a pair of injury-plagued seasons in 2006 and '07, Castillo broke free from the injury-bug in 2008 and started 17 games, including both of the Chargers' playoff contests. Castillo has 14.5 career sacks and will look to add to that total in 2009.



Off the field, Castillo has built an image that goes

well beyond the United States and the Dominican Republic. Last March, he was one of three NFL players invited to spend a week visiting with U.S. troops stationed at military bases throughout the Persian Gulf. He visited military bases in Kyrgyzstan and Afghanistan. A world traveler on his own dime, Castillo's other travels include trips to Egypt, Greece and China.

Castillo is fluent in Spanish. He was born in Brooklyn, New York and moved to the Dominican Republic with his mother, Maria, when he was a child. They returned to the States when he was 5, and the



VETERANS & RETURNING PLAYERS





VETERANS & RETURNING PLAYERS



family settled in New Jersey. Luis returns to the Dominican Republic every offseason where he is revered as a national icon. During his trips to the Dominican, Castillo hosts a youth football clinic and does many community appearances. In 2005, he was honored with the Youth of the Year Award for excellence outside of the Dominican Republic.

Castillo has also emerged as a community leader in San Diego. Last December, he was one of several players who helped hand out bicycles during the holidays through the Bikes for Kids Foundation, a nonprofit that gave away 2,000 bikes to children of all ages during the holidays. In July '08, he was honored with the Roberto Clemente Award for Sports Excellence for his work in the Hispanic community. Castillo is the host of "Shop with a Charger," a holiday-season event for abused and neglected children, some of whom are

homeless as well. Each child who participates in the event enjoys dinner with Luis and his teammates and receives a Holiday Gift Card from WalMart.

Luis' mother is his inspiration. She was raised in a small village in the Dominican that had no running water or electricity and few educational opportunities. Today, she runs a multimillion-dollar company in New York that imports hair-care products from her homeland. Luis hopes that he too can emulate his mom's success in the business world. In 2007, he returned to his alma mater and enrolled in the NFL's Business Management and Entrepreneurial Program at the Kellogg School of Management at Northwestern University in Evanston, Illinois. The four-day program focused on developing and selling a brand and evaluating franchise opportunities. He attended the program with teammate Shaun Phillips.

TRANSACTION HISTORY: First-round pick (28) by Chargers, April 23, 2005...signed five-year contract, July 27, 2005...signed new seven-year contract thru 2014, July 22, 2008.

2008: 1.5 sacks vs. Oakland QB JaMarcus Russell Wk 4, including 3rd down sack on series after Chargers had taken lead in 4Q...injured groin late Wk 10 at Pittsburgh and sat out Wk 11 vs. Indy...chased down Antonio Bryant for 1Q tackle and FF Week 15 at TB...later in game, strong pass rush led to 4Q intentional grounding call against Jeff Garcia, who was INT on next play...INT pass during Dec. 28 AFC West clinching win over Denver. **2007:** Eight-yard sack on final drive of first half Wk 8 at Minnesota would force FG try that Antonio Cromartie would return NFL-record 109 yards for TD...left Vikings game in 3Q (ankle)...INA Wks 9-14... returned Week 15 vs. Denver on ESPN MNF Dec. 24 and collected 2Q sack on 3rd-and-9...sack and TFL in AFC Wild Card Playoff win over Tennessee...helped ice game with 3rd-down sack in 4Q...sacked Tom Brady in AFC Championship Game at NE. **2006: Pro Bowl second-alternate**...1.5 sacks Sept. 11 at Oakland and vs. Pittsburgh Oct. 8...first-career INT at SF Oct. 15...FR late in 4Q Oct. 22 in KC set up game-tying TD...inj. ankle Nov. 5 vs. Cleveland and INA Wks 9-12...came back Wk 13 vs. Denver and was only going to see limited action, but pressed into duty when Jacques Cesaire left with neck injury...in 4Q, sacked Jay Cutler for eight-yard loss on 4th-and-

2...five plays later, LaDainian Tomlinson scored his NFL record-tying 28th TD...re-inj. ankle Wk. 14 vs. KC and INA Wks 15-16...returned to start AFC Divisional Playoffs vs. NE and pressured Brady into throwing 3Q INT. **2005: All-Rookie by NFL.com, PFW and PFWA** ...1.5 sacks in 28-20 win over KC Oct. 30, including late 4Q sack on 3rd down at Chargers' three...2Q sack and FF Nov. 20 vs. Buffalo...three-yard sack on 3rd-and-21 with 3:10 remaining in 4Q at Indy Dec. 18 moved Colts out of FG range and forced punt to preserve 19-17 lead...two plays after punt, 83-yard TD run sealed victory...**Chargers Alumni Player of Week** after collecting three TFLs at KC Dec. 24.

COLLEGE: All-America, Academic All-America, All-Big Ten, Academic All-Big Ten and Academic All-District... recipient of school's Carnig Minasian Citizenship Award...UAW Lineman of Game after 2003 Motor City Bowl...finished career with 251 TT, 4.5 sacks, and 19.5 TFL...played at Northwestern from 2001-04... degree in economics.

PERSONAL: Born in Brooklyn, New York... *SuperPrep* All-America at Garfield (NJ) HS...all-state and all-county as junior and senior by AP and *Newark Star-Ledger*...three-time all-league...captain and team MVP as senior...lettered in track...state's top heavyweight wrestler...member of Math Honor Society, National Honor Society and Honor Roll.

Regular Season

Year	Team	G-S	Tack.-Asst.	Total	Sacks-Yds.	Int.-Yds.	Long	TD	Pass Def.	Fumbles For.-Rec.	TFL	Special Teams Tackles
2005	San Diego	16-15	37-12	49	3.5-13.5	0-0	0	0	3	1-0	10	0
2006	San Diego	10-9	25-27	52	7-41	1-1	1	0	1	0-1	10	0
2007	San Diego	10-9	21-18	39	2.5-14.5	0-0	0	0	1	0-0	5	0
2008	San Diego	15-15	25-28	53	1.5-3	1-4	4	0	1	1-0	6	0
	Totals	51-48	108-85	193	14.5-72	2-5	4	0	6	2-1	31	0

Postseason

Year	Team	G-S	Tack.-Asst.	Total	Sacks-Yds.	Int.-Yds.	Long	TD	Pass Def.	Fumbles For.-Rec.	TFL	Special Teams Tackles
2006	San Diego	1-1	0-1	1	0-0	0-0	0	0	0	0-0	1	0
2007	San Diego	3-3	9-3	12	2-5	0-0	0	0	0	0-0	3	0
2008	San Diego	2-2	1-1	2	0-0	0-0	0	0	0	0-0	0	0
	Totals	6-6	10-5	15	2-5	0-0	0	0	0	0-0	4	0



Single-game Highs

Tackles — 8, four times, Last: vs. Oakland, Oct. 14, 2007
 Sacks — 1.5, four times, Last: at Oakland, Sept. 28, 2008
 Interceptions — 1, twice, Last: vs. Denver, Dec. 28, 2008

Postseason Single-game Highs

Tackles — 6, vs. Tennessee, Jan. 6, 2008
 Sacks — 1, twice, Last: at New England, Jan. 20, 2008



74 JACQUES CESAIRE

Defensive End	So. Connecticut State
6-2, 295	Free Agent - '03
7th NFL Season	Gardner HS
7th with Chargers	Gardner, Mass.

Jacques Cesaire (SEE-zair) is one of the most versatile players on the Chargers' defensive line. He's a player who can capably defend the run or rush the passer from either side of the line. Cesaire saw action in every game in 2008 and was called upon to start twice.

Jacques' interests include golf, bowling, basketball, shooting pool, playing video games and spending time with his niece, Nadia. He is an investor in Dlush Deluxe Beverage stores.

Jacques is married to the former Jill Murray, his college girlfriend from Southern Connecticut State. In March, the couple had their first child, daughter Viviana. The Cesaires are devout Christians and often host bible study sessions and barbecues for teammates and close friends at their home in Scripps Ranch.

Each offseason, the Cesaires return to Jill's hometown of Groton, Connecticut and participate in the NFL's United Way Weekend. It includes a football camp, as well as school and hospital visits. In 2008, Jacques was presented with a community service award from the United Way. He joined some of his NFL counterparts, Will Shields and Matt Birk, among NFL players who have been recipients of the award.



The Cesaires oversee a nonprofit foundation that benefits the Monarch School in San Diego, a school for homeless teens. Cesaire also contributes to a Chargers' program in which staff members feed the city's homeless every Thursday night. Out of his own pocket, he purchases sandwiches that are distributed to the homeless.

TRANSACTION HISTORY: Signed with Chargers, May 2, 2003...re-signed March 24, 2005...signed five-year contract Feb. 13, 2006.

2008: Threw key wedge-block during Darren Sproles' team-record-tying 103-yard KOR TD Wk 2 at Denver...Wk 10 at Pittsburgh, two 3rd-down sacks before leaving in 4Q with knee injury. **2007:** Season-high 11 tackles Dec. 9 at Tennessee...1Q sack in Jan. 6 AFC Wild Card Playoffs vs. Tennessee. **2006:** Took over Wk 1 for inj. Igor Olshansky (knee) in 1Q and started Wk 2 and later Wks 6-7...FF in 3Q of Oct. 29 game vs. St. Louis was recovered by Marlon McCree and returned 79 yards for TD and 21-7 lead...season-high two sacks, both on 3rd down, Nov. 5 vs. Cleveland...started Wks 9-13 for Luis Castillo (ankle)...led DL with nine tackles and two QB pressures in 35-27 win at Denver Nov. 19...despite battling flu-like symptoms throughout Dec. 24 game in Seattle, racked up 1.5 sacks and TFL en route to being selected as **Chargers Alumni Player of Week**...

came out of Arizona game Dec. 31 with left knee injury and did not return...INA for AFC Playoff game vs. NE. **2005:** Closed out 27-14 win at Oakland Oct. 16 with 4Q five-yard sack against Kerry Collins... season-high seven tackles Dec. 31 vs. Denver. **2004:** Season-high four tackles at Carolina Oct. 24. **2003:** Played first-career game at Detroit Dec. 7...12-yard sack vs. Lions negated by penalty.

COLLEGE: All-America by AFCA as senior...Northeast-10 Conference DL of Year...Cactus Bowl all-star...all-conference first-team junior...finished career with 206 TT, 54 TFL, 21 sacks and four FFs...played at SCSU from 1998-02... history and political science major.

PERSONAL: Born in Worcester, Massachusetts... lettered in football, basketball and track at Gardner (Mass.) HS...brother, Carmy, was leading receiver as senior at D-III Fitchburgh (Mass.) State in 2004... married, Jill.

VETERANS & RETURNING PLAYERS



**Regular Season**

Year	Team	G-S	Tack.-Asst.	Total	Sacks-Yds.	Int.-Yds.	Long	TD	Pass	Fumbles	Special Teams	
									Def.	For.-Rec.	TFL	Tackles
2003	San Diego	4-0	1-2	3	0-0	0-0	0	0	0	0-0	0	0
2004	San Diego	16-12	18-6	24	0.5-0	0-0	0	0	3	0-0	2	0
2005	San Diego	16-5	17-8	25	1-5	0-0	0	0	0	0-0	2	0
2006	San Diego	16-10	27-20	47	4-24	0-0	0	0	1	1-0	7	0
2007	San Diego	16-6	25-25	50	2.5-22	0-0	0	0	3	1-0	3	0
2008	San Diego	16-2	14-16	30	2-10	0-0	0	0	2	0-0	2	0
Totals		68-33	88-61	149	8.0-51	0-0	0	0	7	2-0	16	0

Postseason

Year	Team	G-S	Tack.-Asst.	Total	Sacks-Yds.	Int.-Yds.	Long	TD	Pass	Fumbles	Special Teams	
									Def.	For.-Rec.	TFL	Tackles
2004	San Diego	1-1	1-1	2	0-0	0-0	0	0	0	0-0	0	0
2007	San Diego	3-0	3-2	5	1-3	0-0	0	0	0	0-0	1	0
2008	San Diego	2-0	3-2	5	0-0	0-0	0	0	0	0-0	0	0
Postseason		6-1	7-5	12	1-3	0-0	0	0	0	0-0	1	0

Single-game Highs

Tackles — 11, at Tennessee, Dec. 9, 2007

Sacks — 2, twice, Last: at Pittsburgh, Nov. 16, 2008

Postseason Single-game Highs

Tackles — 3, twice, Last: at Pittsburgh, Jan. 11, 2009

Sacks — 1, vs. Tennessee, Jan. 6, 2008



89 CHRIS CHAMBERS

Wide Receiver
5-11, 210
9th NFL Season
3rd with Chargers

Wisconsin
Trade (Miami) - '07
Bedford HS
Bedford, Ohio

Veteran wide receiver Chris Chambers has proven that he's a guy who Philip Rivers can depend on when a clutch catch needs to be made. Early in the 2008 season, Chambers caught touchdown passes in a career-best five straight games and late in the year, he made several key plays during the Bolts' playoff run. He also caught the pass that allowed Rivers to become just the second QB in franchise history to eclipse 4,000 passing yards for a season.

Chambers joined the Chargers in October 2007 in a trade from the Miami Dolphins. He made an immediate impact as the Bolts went 10-3 with him in the lineup. Chambers had at least two catches in every game and his 15.9 ypc average in the regular season and 17.4-yard average in the postseason both led the team. With the Bolts, Chambers played in his first-ever playoff games, debuting with a 121-yard effort in a Wild Card win over Tennessee. He finished his first postseason with the third-most receiving yards in the NFL (278) and the sixth-most catches (16).

Chambers spent the first six and a half seasons of his NFL career in Miami, leaving as one of the most prolific pass-catchers in Dolphins history. He led the team in receiving his first five years

(2001-05) and at the time of his departure, ranked fifth in career receptions (405), fourth in yards (5,688) and touchdown catches (43), and third in 100-yard games (17). A dual threat because of his speed, Chambers also rushed for more yards (355) than any other receiver in team history.

Chambers had his best season with the Dolphins in 2005, when he was voted into the Pro Bowl after leading the Dolphins with a career-high 82 receptions, 1,118 yards and 11 TDs. He gave Miami its first 1,000-yard receiver since 1999 and just its sixth in team history.

A very private and reserved individual away from the playing field, Chambers has quietly become a community leader wherever he has lived, including San Diego; his hometown of Cleveland, Ohio, and South Florida. In 2005, Chambers started the CATCH-84 (Children Achieving Through Community Help) Foundation to benefit youth education and athletic programs (www.Catch84.com). One of the foundation's signature events is a two-day football camp that he hosts each summer at his alma mater, Bedford High School, outside of Cleveland. At the conclusion of the camp, Chris' foundation awards two \$2,500 scholarships to campers who excel not only in athletics, but also in academics and



community service. In San Diego, Chambers has lent his name and support to Big Brothers Big Sisters and in Miami he helped build houses for Habitat for Humanity and participated in the Dolphins' annual Thanksgiving Turkey program. Chambers was also a member of the Dolphins' "All-Community Team," personally donating 20 tickets for every home game to local youth football organizations.

In San Diego, Chambers has joined forces with Hoover High School and started a mentoring program for students. Each of the students are required to participate in community outreach, which recently included a trip to serve lunch to the residents St. Vincent de Paul, a service organization that strives to help individuals and families break the cycle of homelessness and poverty. The mentoring program is designed to teach the students valuable life skills and visits like the one to St. Vincent de Paul are meant to show the kids that even if they don't have much as far as material possessions that they still have a lot to be thankful for. Chambers has also worked with the students on health and fitness, resume building and money management, personally starting bank accounts for kids in the program.

An astute businessman with an eye for talent,

Chris and good friend and former Wisconsin teammate Mike Echols, are co-owners of King Ape Entertainment (www.KingApeEnt.com), a music label that represents up-and-coming hip-hop, rock, alternative and club acts. Their current featured artist is "Pryslazz," who in 2009 released his first album, "Death of a Man, Rebirth of a King," and his first single and music video, "More Than a Love Song," which features Grammy-winning recording artist Dwele and a cameo appearance in the video from Chambers. Echols actually had a brief stint in the NFL, spending the 2002-04 seasons playing cornerback for the Tennessee Titans. Pryslazz's album features several other well-known recording artists besides Dwele, including Raheem DeVaughn and Slum Village and his second music video for the song "Side-ways" is in production and features Jason Derulo. Chambers has also started hosting and promoting concerts at the Anthology night club in San Diego.

Chambers' hobbies include traveling and spending time with his family. Past travels have taken Chris to London, Costa Rica, Brazil, Hawaii and Puerto Rico.



VETERANS & RETURNING PLAYERS



TRANSACTION HISTORY: Second-round draft choice (52) by Miami, April 21, 2001...signed four-year contract, July 23, 2001 and five-year extension thru 2009, Aug. 5, 2004...traded to Chargers from Miami, Oct. 16, 2007.

2008: 27-yard TD catch Wk 3 vs. NY Jets on ESPN's MNF marked career-best fifth-consecutive game with TD catch...playing first game back in Miami Oct. 5, scored TD on 17-yard catch while tip-toeing to stay inbounds in back corner of end zone...later left game on final play of 3Q after suffering ankle injury while making catch at one-yard line and battling two Dolphin defenders to reach end zone...INA Weeks 6-7 against NE and at Buffalo because of injury...three of four catches in Jan. 5 AFC Wild Card Playoffs vs. Indy were 3rd down catches for first downs...set up 4Q TD in AFC Divisional Playoffs at Pittsburgh with back-to-back catches of 15 and 25 yards. **2007:** Played in 100th career game and caught 400th career pass at Cleveland Oct. 14...two days later, traded to Chargers (Oct. 16) for second-round choice in 2008 NFL Draft...caught TD pass (14 yards) in first game with Chargers Oct. 28 vs. Houston...three 4Q catches in 4Q of pivotal 23-17 OT win at Tennessee Dec. 9...26-yard catch set up first TD and on game-tying TD drive, had 19-yard catch on 4th-and-5 that survived replay challenge and two plays later added 28-yarder...off charts in first-ever playoff game with team-leading 121 yards in Jan. 6 AFC Wild Card game vs.

Titans...caught 39-yard pass to go over 100 yards on 3rd-and-10 during game-clinching 4Q TD drive...combined with Vincent Jackson (114 yards) to give Bolts first pair of receivers to both go over 100 yards in playoff game since 1983...beat double-team to score on 30-yard catch on opening drive of 3Q in Jan. 13 AFC Divisional Playoffs at Indy, giving Bolts first lead of game at 14-10...after Colts scored to retake lead late in 3Q, 22-yard catch on 3rd-and-14 set up go-ahead TD two plays later...led team with seven catches in AFC Championship Game at NE. **2006:** Season-long 39-yard run set up TD in 13-10 win over Tenn. Sept. 24...went over 5,000-career yards on season-long 46-yard catch on flea-flicker that set up lone TD in 13-10 win over KC Nov. 12...had streak of 60 games (since Dec. 29, 2002 vs NE) with catch ended Dec. 17 at Buffalo. **2005: Pro Bowl selection...** career-long 61-yard run on reverse vs. Denver Sept. 11...career-long 77-yard TD catch vs. KC Oct. 21... **AFC Offensive Player of Week** after catching GW TD pass with six seconds left in 4Q of 24-23 win over Buffalo Dec. 4...set team records with 15 catches for 238 yards and became first Dolphins WR POW since 1994...catch and yard totals were most in NFL in '05 and most by NFL receiver since '02...marked fifth 200-yard game in team history and first since '94...had 121 yards and two TDs following week vs. Chargers...third-straight 100-yard game tied second-longest streak in team



Continued next page


**VETERANS &
RETURNING PLAYERS**


history...became only fourth Dolphin player with three-straight 100-yard games... went over 1,000-yard mark for first time in career vs. Tennessee Dec. 24...game also marked career-best fourth straight with TD catch...capped off season with 16-yard TD pass from Peyton Manning in Pro Bowl. **2004:** INA for Jets game Oct. 3 (knee)...Nov. 7 & 21, became first Dolphin with consecutive 100-yard games since 1999...then career-long 76-yard TD catch on first play of Baltimore game Jan. 2. **2003: Shared Phil Simms' CBS Ironman of Game Award** with QB Jay Fiedler after career-high three TDs in Nov. 27 Thanksgiving Day game at Dallas for Miami's first three-TD performance since '98. **2002:** INA vs. Buffalo Oct. 20 (concussion)...inj. week before at Denver...season-high seven catches and 138 yards vs. Oakland Dec. 15, including 117 in first half alone. **2001: Consensus All-Rookie and NFL Offensive ROY by Football News and Football Digest...Dolphins' Newcomer of Year...NFL Offensive ROM for November** after 14-293-4 month...third team rookie to win ROM honors...**Offensive Game Ball from coaches** after 113-yard, two TD game at Indy Nov. 11...set team rookie record with 37.7-ypc avg. (min. 3 rec.)...first 100-yard game by Dolphins rookie since 1993 and first by rookie WR since '89...74-yard TD vs. Colts was

longest by Dolphins rookie since '96 and second-longest by rookie in team history...scored game-winning TD (29 yards) with 7:44 to play in 4Q for 27-24 win...only second Dolphins rookie with two TD catches in game (Mel Baker, 1974)...led 4Q 34-27 comeback win at Buffalo Nov. 25 with pair of 4Q TDs ...32-yard TD with 0:48 remaining was GW...TD catch vs. Denver Dec. 2 was fifth of season, tying Dolphins' rookie record...inj. in Jan. 6 season finale vs. Buffalo (ankle) INA for Jan. 13 playoff game vs. Baltimore due to injury.

COLLEGE: Second-team All-Big Ten as senior...honorable mention as junior...left as school's third all-time leading receiver with 127 catches for 2,004 yards and 16 TDs...started final 33 games and played on Rose Bowl winning teams following soph (1998) and junior (1999) seasons...G on Badgers' basketball team as frosh...played football at Wisconsin from 1997-00...majored in sociology and law.

PERSONAL: Born Cleveland, Ohio...All-America and two-time all-state performer at Bedford (Ohio) HS...third-team all-state in basketball as senior...state champion in 400 meters as senior...married, Christina, and couple has son, Chaz.

Regular Season			Receiving				Rushing			
Year	Team	G-S	No.-Yds.	Avg.	Long	TD	No.-Yds.	Avg.	Long	TD
2001	Miami	16-7	48-883	18.4	74t	7	1-(-11)	-11.0	-11	0
2002	Miami	15-15	52-734	14.1	59t	3	6-78	13.0	45	0
2003	Miami	16-16	64-963	15.0	57t	11	4-30	7.5	12	0
2004	Miami	15-15	69-898	13.0	76t	7	9-76	8.4	24	0
2005	Miami	16-16	82-1,118	13.6	77t	11	12-92	7.7	61	0
2006	Miami	16-16	59-677	11.5	46	4	8-95	11.9	39	0
2007	Miami	6-5	31-415	13.4	28	0	1-(-5)	-5.0	-5	0
2007	San Diego	10-7	35-555	15.9	44	4	2-17	8.5	9	0
2008	San Diego	14-9	33-462	14.0	48t	5	1-1	1.0	1	0
Totals		124-106	473-6,705	14.2	77t	52	44-373	8.5	61	0

Postseason			Receiving				Rushing			
Year	Team	G-S	No.-Yds.	Avg.	Long	TD	No.-Yds.	Avg.	Long	TD
2007	San Diego	3-2	16-278	17.4	39	1	0-0	0.0	0	0
2008	San Diego	2-0	8-129	16.1	25	0	0-0	0.0	0	0
Totals		5-2	24-407	17.0	39	1	0-0	0.0	0	0

Kickoff Returns				
Year	No.-Yds.	Avg.	Long	TD
2001	36-811	22.5	47	0

Single-game Highs

Receptions — 15, vs. Buffalo, Dec. 4, 2005
 Receiving Yards — 238, vs. Buffalo, Dec. 4, 2005
 Receiving Long — 77t, vs. Kansas City, Oct. 21, 2005
 Receiving TDs — 3, at Dallas, Nov. 27, 2003

Postseason Single-game Highs

Receptions — 6, vs. Tennessee, Jan. 6, 2008
 Receiving Yards — 121, vs. Tennessee, Jan. 6, 2008
 Receiving Long — 39, vs. Tennessee, Jan. 6, 2008
 Receiving TDs — 1, at Indianapolis, Jan. 13, 2008
 Receiving Long TD — 30t, at Indianapolis, Jan. 13, 2008

Additional Statistics

Two-Point Conversions — **2001**, 1.



100-Yard Receiving Games (18)

Date	Opponent	W-L	No.-Yds.	Avg.	Long	TD
11/11/01	at Indianapolis	W	3-113	37.7	74t	2
11/25/01	at Buffalo	W	5-101	20.2	32t	2
12/22/01	at New England	L	7-124	17.7	44	0
09/29/02	at Kansas City	L	6-102	17.0	38	0
12/15/02	Oakland	W	7-138	19.7	40	0
09/07/03	Houston	L	7-118	16.9	57t	2
12/28/03	New York Jets	W	9-153	17.0	24	1
10/24/04	St. Louis	W	3-128	42.7	71t	1
11/07/04	Arizona	L	7-104	14.9	30	0
11/21/04	at Seattle	L	9-103	11.4	28	1
01/02/05	at Baltimore	L	4-146	36.5	76t	1
11/27/05	at Oakland	W	6-101	16.8	24	0
12/04/05	Buffalo	W	15-238	15.9	57	1
12/11/05	at San Diego	W	8-121	15.1	35t	2
12/03/06	Jacksonville	L	8-121	15.1	46	0
09/16/08	Dallas	L	9-109	12.1	24	0
09/23/08	at New York Jets	L	6-101	16.8	26	0
01/06/08	Tennessee+	W	6-121	20.2	39	0

Multi-Touchdown Games (9)

Date	Opponent	W-L	No.-Yds.	Avg.	Long	TD
11/11/01	at Indianapolis	W	3-113	37.7	74t	2
11/25/01	at Buffalo	W	5-101	20.2	32t	2
12/10/01	Indianapolis	W	3-36	12.0	32t	2
09/07/03	Houston	L	7-118	16.9	57t	2
11/27/03	at Dallas	W	5-96	19.2	39t	3
11/13/05	New England	L	6-69	11.5	17	2
12/11/05	at San Diego	W	8-121	15.1	35t	2
12/24/05	Tennessee	W	5-51	10.2	20	2
09/14/08	at Denver	L	4-83	20.8	48t	2

Receptions by Opponent (including playoffs)

Opponent	No.	Yards	Avg.	Long	TD
Arizona (1)	7	104	14.9	30	0
Atlanta (3)	6	86	14.3	35	0
Baltimore (4)	17	252	14.8	76t	2
Buffalo (11)	47	665	14.1	57	7
Carolina (3)	11	191	17.4	44t	2
Chicago (2)	7	92	13.1	26	1
Cincinnati (1)	5	69	13.8	20	1
Cleveland (3)	12	110	9.2	23	0
Dallas (2)	14	205	14.6	39t	3
Denver (7)	24	326	13.6	48t	4
Detroit (3)	9	128	14.2	28	1
Green Bay (2)	7	84	12.0	23	0
Houston (4)	14	200	14.3	57t	4
Indianapolis (9)	31	503	16.2	74t	6
Jacksonville (3)	14	231	16.5	46	0
Kansas City (6)	15	334	22.3	77t	1
Miami (1)	3	30	10.0	17t	1
Minnesota (3)	13	171	13.2	59t	1
New England (13)	55	583	10.6	44	5
New Orleans (2)	9	72	8.0	17	1
New York Giants (1)	3	19	6.3	9	0
New York Jets (13)	48	691	14.4	39	4
Oakland (7)	22	387	17.6	40	1
Philadelphia (1)	5	86	17.2	38	0
Pittsburgh (4)	14	167	11.9	25	0
St. Louis (2)	7	187	26.7	71t	1
San Diego (3)	16	234	14.6	49	3
San Francisco (2)	7	91	13.0	25t	1
Seattle (2)	12	179	14.9	43	1
Tampa Bay (2)	5	77	15.4	31	0
Tennessee (7)	29	418	14.4	39	2
Washington (2)	9	140	15.6	31	0
Totals (129)	497	7,112	14.3	77t	53

Total number of games against each opponent in parenthesis.

2008 Game-By-Game Receiving

Date	Opponent	No.	Yards	Avg.	Long	TD	TDs
09/07	Carolina	1	44	44.0	44t	1	44t
09/14	at Denver*	4	83	20.8	48t	2	48t, 15t
09/22	New York Jets*	1	27	27.0	27t	1	27t
09/28	at Oakland*	2	42	21.0	26	0	
10/05	at Miami*	3	30	10.0	17t	1	17t
10/12	New England			Inactive			
10/19	at Buffalo			Inactive			
10/26	at New Orleans*	5	47	9.4	17	0	
11/09	Kansas City	0	0	0.0	--	0	
11/16	at Pittsburgh*	3	21	7.0	11	0	
11/23	Indianapolis	6	61	10.2	18	0	
11/30	Atlanta*	1	2	2.0	2	0	
12/04	Oakland	0	0	0.0	--	0	
12/14	at Kansas City*	2	28	14.0	18	0	
12/21	at Tampa Bay*	2	27	13.5	17	0	
12/28	Denver	3	50	16.7	18	0	
	Totals	33	462	14.0	48t	5	
01/03	Indianapolis+	4	57	14.3	25	0	
01/11	at Pittsburgh+	4	72	18.0	25	0	
	Totals	8	129	16.1	25	0	

2007 Game-By-Game Receiving (Miami)

Date	Opponent	No.	Yards	Avg.	Long	TD	TDs
09/09	at Washington*	6	92	15.3	28	0	
09/16	Dallas*	9	109	12.1	24	0	
09/23	at New York Jets	6	101	16.8	26	0	
09/30	Oakland*	2	21	10.5	13	0	
10/07	at Houston*	2	19	9.5	10	0	
10/14	at Cleveland*	6	73	12.2	23	0	
	Totals	31	415	13.4	28	0	



VETERANS & RETURNING PLAYERS



Continued next page



VETERANS & RETURNING PLAYERS



2007 Game-By-Game Receiving (San Diego)

Date	Opponent	No. Yards	Avg. Long	TD	TDs
10/28	Houston*	2 35	17.5	21	1 14t
11/04	at Minnesota*	5 59	11.8	19	0
11/11	Indianapolis	2 17	8.5	12	0
11/18	at Jacksonville	4 93	23.3	44	0
11/25	Baltimore*	5 22	4.4	7	1 5t
12/02	at Kansas City*	2 50	25.0	37	0
12/09	at Tennessee*	4 90	22.5	28	0
12/16	Detroit	4 69	17.3	28	0
12/24	Denver*	4 71	17.8	30	1 14t
12/30	at Oakland*	3 49	16.3	19t	1 19t
Totals		35 555	15.9	44	4
01/06	Tennessee*+	6 121	20.2	39	0
01/13	at Indianapolis*+	3 67	22.3	30t	1 30t
01/20	at New England+	7 90	12.9	20	0
Totals		16 278	17.4	39	1

2006 Game-By-Game Receiving

Date	Opponent	No. Yards	Avg. Long	TD	TDs
09/07	at Pittsburgh*	5 59	11.8	19	0
09/17	Buffalo*	4 55	13.8	26	1 23t
09/24	Tennessee*	4 39	9.8	16	0
10/01	at Houston*	3 28	9.3	16t	1 16t
10/08	at New England*	5 29	5.8	10	0
10/15	at New York Jets*	5 60	12.0	24	1 2t
10/22	Green Bay*	2 29	14.5	23	0
11/05	at Chicago*	5 58	11.6	24t	1 24t
11/12	Kansas City*	3 66	22.0	46	0
11/19	Minnesota*	6 44	7.3	10	0
11/23	at Detroit*	2 23	11.5	18	0
12/03	Jacksonville*	8 121	15.1	46	0
12/10	New England*	3 11	3.7	5	0
12/17	at Buffalo*	0 0	0.0	0	0
12/25	New York Jets*	1 16	16.0	16	0
12/31	at Indianapolis*	3 39	13.0	18	0
Totals		59 677	11.5	46	4

2005 Game-By-Game Receiving

Date	Opponent	No. Yards	Avg. Long	TD	TDs
09/11	Denver*	5 40	8.0	12	0
09/18	at New York Jets*	3 21	7.0	9	0
09/25	Carolina*	6 93	15.5	42t	1 42t
10/09	at Buffalo*	4 60	15.0	30	0
10/16	at Tampa Bay*	3 50	16.7	31	0
10/21	Kansas City*	2 88	44.0	77t	1 77t
10/30	at New Orleans*	4 25	6.3	12t	1 12t
11/06	Atlanta*	3 40	13.3	23	0
11/13	New England*	6 69	11.5	17	2 3t, 15t
11/20	at Cleveland*	3 12	4.0	5	0
11/27	at Oakland*	6 101	16.8	24	0
12/04	Buffalo*	15 238	15.9	57	1 4t
12/11	at San Diego*	8 121	15.1	35t	2 8t, 35t
12/18	New York Jets*	4 34	8.5	13	1 8t
12/24	Tennessee*	5 51	10.2	20	2 11t, 7t
01/01	at New England*	5 75	15.0	20	0
Totals		82 1118	13.6	77t	11

2004 Game-By-Game Receiving

Date	Opponent	No. Yards	Avg. Long	TD	TDs
09/11	Tennessee*	6 35	5.8	10	0
09/19	at Cincinnati*	5 69	13.8	20	1 4t
09/26	Pittsburgh*	2 15	7.5	9	0
10/03	New York Jets	Inactive			
10/10	at New England*	6 37	6.2	10t	1 10t
10/17	at Buffalo*	3 23	7.7	11	0
10/24	St. Louis*	3 128	42.7	71t	1 71t
11/01	at New York Jets*	3 29	9.7	13	0
11/07	Arizona*	7 104	14.9	30	0

11/21	at Seattle*	9 103	11.4	28	1 16t
11/28	at San Francisco*	5 64	12.8	25t	1 25t
12/05	Buffalo*	5 49	9.8	18	1 2t
12/12	at Denver*	5 47	9.4	14	0
12/20	New England*	3 24	8.0	11	0
12/26	Cleveland*	3 25	8.3	10	0
01/02	at Baltimore*	4 146	36.5	76t	1 76t
Totals		69 898	13.0	76t	7

2003 Game-By-Game Receiving

Date	Opponent	No. Yards	Avg. Long	TD	TDs
09/07	Houston*	7 118	16.9	57t	2 57t, 21t
09/14	at New York Jets*	4 91	22.8	39	0
09/21	Buffalo*	5 51	10.2	12t	1 12t
10/05	at New York Giants*	3 19	6.3	9	0
10/12	at Jacksonville*	2 17	8.5	9	0
10/19	New England*	3 30	10.0	13	1 6t
10/27	at San Diego*	4 79	19.8	49	1 5t
11/02	Indianapolis*	3 56	18.7	28t	1 28t
11/09	at Tennessee*	2 30	15.0	19	0
11/16	Baltimore*	4 34	8.5	16	0
11/23	Washington*	3 48	16.0	31	0
11/27	at Dallas*	5 96	19.2	39t	3 39t, 6t, 35t
12/07	at New England*	4 32	8.0	17	0
12/15	Philadelphia*	5 86	17.2	38	0
12/21	at Buffalo*	1 23	23.0	23t	1 23t
12/28	New York Jets*	9 153	17.0	24	1 20t
Totals		64 963	15.0	57t	11

2002 Game-By-Game Receiving

Date	Opponent	No. Yards	Avg. Long	TD	TDs
09/08	Detroit*	3 36	12.0	20	1 9t
09/15	at Indianapolis*	4 57	14.3	26	0
09/22	New York Jets*	4 33	8.3	17	0
09/29	at Kansas City*	6 102	17.0	38	0
10/06	New England*	6 62	10.3	17	1 7t
10/13	at Denver*	0 0	0.0	0	0
10/20	Buffalo	Inactive			
11/04	at Green Bay*	5 55	11.0	13	0
11/10	at New York Jets*	3 48	16.0	21	0
11/17	Baltimore*	4 50	12.5	18	0
11/24	San Diego*	4 34	8.5	11	0
12/01	at Buffalo*	2 17	8.5	14	0
12/09	Chicago*	2 34	17.0	26	0
12/15	Oakland*	7 138	19.7	40	0
12/21	at Minnesota*	2 68	34.0	59t	1 59t
12/29	at New England*	0 0	0.0	0	0
Totals		52 734	14.1	59t	3

2001 Game-By-Game Receiving

Date	Opponent	No. Yards	Avg. Long	TD	TDs
09/09	at Tennessee*	2 52	26.0	36	0
09/23	Oakland	2 36	18.0	27	0
09/30	at St. Louis	4 59	14.8	33	0
10/07	New England	0 0	0.0	0	0
10/14	at New York Jets	3 53	17.7	28	0
10/28	at Seattle	3 76	25.3	43	0
11/04	Carolina	4 54	13.5	28	0
11/11	at Indianapolis*	3 113	37.7	74t	2 74t, 29t
11/18	New York Jets	2 25	12.5	13	0
11/25	at Buffalo	5 101	20.2	32t	2 22t, 32t
12/02	Denver*	3 35	11.7	14	1 11t
12/10	Indianapolis	3 36	12.0	32t	2 2t, 32t
12/16	at San Francisco*	2 27	13.5	18	0
12/22	at New England*	7 124	17.7	44	0
12/30	Atlanta*	2 44	22.0	35	0
01/06	Buffalo*	3 48	16.0	36	0
Totals		48 883	18.4	74t	7

01/13 Baltimore+ Inactive

* Denotes starter

+ Denotes postseason game



75 COREY CLARK

Tackle	Texas A&M
6-5, 325	Draft 7 – '08
2nd NFL Season	Smithson Valley HS
2nd with Chargers	Spring Branch, Tex.

The Chargers utilized their final selection in the 2008 NFL Draft to select offensive tackle Corey Clark from Texas A&M. He was a three-year starter for the Aggies and an honorable mention All-Big 12 choice as a senior.

Clark was on the Chargers' active roster for all but one week in 2008, however he did not log any playing time. He studied the position behind

veterans Marcus McNeill, Jeromey Clary and L.J. Shelton and will challenge for a spot on the roster once again in 2009.

Clark is getting married in Riviera Maya, Mexico in February 2010. His wife-to-be, Darla Donaldson, is from Temecula, California, but she and Corey met at Texas A&M.

TRANSACTION HISTORY: Drafted by Chargers in seventh round (234th overall), April 27, 2008...signed four-year contract, June 30, 2008.

2008: DNP Wks 1-2...INA Wks 3-9, 11-16 and for playoffs...waived Wk 10...re-signed following week.

COLLEGE: Honorable mention All-Big 12 as senior...three-year starter at tackle...helped 2006 squad rush for Big 12-best 206.8 ypg...in first year as

starter in 2005, Aggies rushed for 234.9 yards per game, school's most since 1991...redshirted in 2003...played at Texas A&M from 2003-07...degree in agricultural leadership and development.

PERSONAL: Born in San Antonio, Texas...helped lead Smithson Valley HS in Spring Branch, Texas to Class 5A state championship game...all-state, all-area and all-district for Rangers...selected to 2003 U.S. Army All-American Bowl in San Antonio.

Games Played-Started: 2008 (0-0, San Diego).



66 JEROMEY CLARY

Tackle	Kansas State
6-6, 320	Draft 6A - '06
3rd NFL Season	Mansfield HS
4th with Chargers	Mansfield, Tex.

A two-year starter at right tackle, Jeromey Clary didn't miss a single snap in 2008. With four starters returning on the offensive line in 2009, the unit is thought to be one of the team's strengths. Clary will again man the right tackle post.

Clary's career took off in 2007. He began the season as a reserve tackle and special teams performer, but was called upon several times early in the season to spell players at both tackle and guard. Then in early December with the Bolts' running game struggling to get on track, Head Coach Norv Turner inserted Clary into the starting lineup at right tackle. Over the final five games of the regular season, the Chargers rushed for 880 yards and

eight touchdowns, an average of 176 yards per game. Not surprisingly, the Bolts went 5-0 during that stretch.

As a collegian at Kansas State, Clary was one of the top tackles in the Big 12 Conference. He and Chargers running back Darren Sproles were teammates with the Wildcats and in Jeromey's first season as a starter (2003), he helped pave the way for Sproles to lead the nation in rushing with 1,986 yards.

Clary and his wife, Breanna, had their first child in March, son Cannon. Jeromey's hobbies include playing golf and hanging out at the beach.



VETERANS & RETURNING PLAYERS




**VETERANS &
RETURNING PLAYERS**


TRANSACTION HISTORY: Sixth-round draft choice (187) by Chargers, April 30, 2006...signed four-year contract, July 25, 2006...waived Sept. 2, 2006 and re-signed to practice squad, Sept. 4...re-signed one-year contracts Jan. 16, 2007, March 25, 2008 and March 16, 2009.

2008: Line had outstanding night in win over NE Wk 6, not allowing sack on Rivers, while he passed for 306 yards and three TDs...Dec. 14 at KC, Chargers trailed 21-10 in 4Q and scored twice to win, 22-21...in 4Q, line gave Rivers time to complete 19 of 25 with two TDs and no INTs...blocked for team-record 289-yard rushing performance in AFC West clinching win over Denver Dec. 28...bettered previous mark of 287 yards, set on Oct. 13, 1963...blocked for 167-yard rushing night in Jan. 5 AFC Wild Card Playoff win over Indianapolis as Bolts drove for game-tying FG late in fourth quarter and scored game-winning TD on 22-yard run in overtime. **2007:** Saw extensive action at RT Wk 2 at NE after Shane Olivea left game late in 1Q (back)...made first-career start in Lambeau Field as RT Wk 3 for Olivea...moved into starting lineup Dec. 2 at KC and had key role in 191-yard rushing day as Bolts

broke 10-10 tie at half with rushing TDs of 31 and 28 yards in 3Q and 4Q...line helped Chargers rush for 274 yards vs. Detroit on Dec. 16, then second-most in team history...also DNA any sacks vs. Lions...line allowed one sack in 31 pass plays in AFC Wild Card Playoff win over Tennessee Jan. 6...DNA any sacks in Jan. 13 AFC Divisional Playoff win at Indianapolis and had perfect blocks as Billy Volek scored game-winning TD on one-yard QB sneak. **2006:** Spent entire season on practice squad.

COLLEGE: Second-team All-Big 12 as junior and senior...invited to 2006 East-West Shrine Game...three-time (2003-05) Academic All-Big 12...KSU Line-man of Year as junior and senior...Lifter of Year, Scholar-Athlete of Year and Paul Coffman Award for outstanding leadership, attitude and improvement as senior...also team's Outstanding OL...played at KSU from 2002-05...psychology degree.

PERSONAL: Born in Norfolk, Nebraska...all-region, all-area, all-district and academic all-state at Mansfield (Tex.) HS...Offensive MVP as senior...Coca-Cola All-Star Game invitee.

Games Played-Started: 2007 (16-6, San Diego); **2008** (16-16, San Diego); **Total** (32-22).

Postseason Games Played-Started: 2007 (3-3, San Diego); **2008** (2-2, San Diego); **Total** (5-5).



54 STEPHEN COOPER

<p>Linebacker 6-1, 235 7th NFL Season 7th with Chargers</p>	<p>Maine Free Agent - '03 Wareham HS Wareham, Mass.</p>
---	---

Stephen Cooper mans the middle of the Chargers 3-4 defense. Despite missing the first four games in 2008, Cooper led the team with 136 tackles in the regular season and 23 in the postseason. He also recorded a career-high four interceptions and was a candidate for AFC Defensive Player of the Month honors as all four came in the month of December during the Chargers' playoff run. Cooper's four interceptions were the most by a Chargers' linebacker since Donnie Edwards had five in 2004 and the most by any NFL linebacker in '08.

2008 marked the second year in a row that Cooper paced the defense. In 2007, he led the team with 179 tackles in the regular season and 38 in the playoffs, including 18 tackles in the Divisional Playoffs against Indianapolis.

Chargers General Manager A.J. Smith had a feeling that Cooper was on the fast track to a breakout season and the Bolts inked him to a new five-year deal in 2007 before the season started. It was quite a

climb for a player who originally found his way to the NFL as an undrafted rookie from the University of Maine.

Cooper enjoys playing basketball and spending time with his sons, Koby and Kye King, and daughter, Karis. Stephen is the third-oldest of five children and he often returns to his native Wareham, Mass. to visit his family. Cooper was a quarterback in high school and led Wareham to a Super Bowl championship in 1995. In 2006, the school retired his No. 4 jersey during the Chargers' bye week and Cooper attended the ceremony. As a collegian at the University of Maine, Cooper switched to defense as a linebacker and went on to become the Atlantic-10 Conference's Defensive Player of the Year.

Stephen is the first member of the Cooper family to graduate from college. He has already decided that when the time comes to hang up his football helmet, he would like to pursue a career in teaching and coaching.



TRANSACTION HISTORY: Signed with Chargers, May 2, 2003...re-signed April 1, 2005 and March 23, 2006...signed five-years thru 2010, Aug. 25, 2006.

2008: USA Today All-Joe...suspended Wks 1-4... season-high 16 TT, including sack in Wk 6 NBC SNF win over NE...**Chargers Alumni Defensive POM for November...**INT career-high two passes, both in 2Q, during NFL Network Thursday Night game vs. Oakland Dec. 4...became first Chargers LB since Donnie Edwards (12/12/04 vs. Tampa Bay) to INT two passes in game...helped hold Oakland's QBs to season-low 27.6 passer rating for game...INT third pass in two games Wk 14 at KC...2Q INT in end zone to prevent potential Chiefs score would loom large later as Chargers would overcome 21-3 deficit to come back and win game 22-21 with two TDs in final 4:55 of 4Q...INT fourth pass in three games with 4Q pick at TB Dec. 21...pick came with Bolts up 27-24...led team with 10 tackles in Jan. 3 Wild Card Playoff game vs. Indianapolis...game-high 13 TT in Jan. 11 AFC Divisional Playoffs at Pittsburgh. **2007:** Paced unit with career-high 19 TT Wk 9 vs. Indianapolis on NBC's SNF...16 TT and FF at Oakland Dec. 30...led team with 12 TT in AFC Wild Card Playoff win over Tennessee Jan. 6...paced squad with 18 TT in Jan. 13 AFC Divisional Playoff win over Indianapolis...led team with nine tackles and shared sack in 4Q of Jan. 20 AFC Championship Game at NE. **2006:** Wk 3 at Baltimore, tackle and FF at one-yard line prevented TD...started vs. Denver Dec. 10 and led team in tackles, adding

sack and two PBUs in open field...lone stop was 4Q TFL in AFC Playoffs vs. NE. **2005:** Started vs. KC Oct. 30 and racked up season-high eight TT and half-sack...made critical play that didn't show up on stat sheets in 26-17 win at Indianapolis Dec. 18...with Bolts hanging on to narrow 19-17 lead in 4Q, pressured Peyton Manning into intentional grounding penalty at Chargers' 23...on following play, Manning was sacked, moving Colts out of FG range and forcing punt...after punt, 83-yard TD run put game away. **2004:** Spelled injured Randall Godfrey vs. NY Jets Sept. 19 and led team with nine TT including TFL, earning **Chargers Alumni POW** honors. **2003:** First-career INT and 25-yard return Dec. 14 off Brett Favre...first-career sack at Pittsburgh Dec. 21.

COLLEGE: Atlantic-10 Defensive POY in 2002... George H. "Bulger" Lowe award from Gridiron Club of Greater Boston as top defensive football player in NE ...All-America as junior and senior...Atl-10 Defensive POW after 3.5 sacks and five TFLs vs. Rhode Island ...Atl-10 Co-Defensive POY as junior...school's Roger Ellis Rookie of Year in '99...Atl-10 Rookie of Week after James Madison game...wrapped up career with 374 TTs, 57 TFL, seven INT and 25 sacks...played at Maine from 1999-02...mass communications major.

PERSONAL: Born in Wareham, Massachusetts...linebacker and quarterback at Wareham HS...*Boston Globe* and *Boston Herald* all-scholastic...school scoring record in basketball...lettered in track.



VETERANS & RETURNING PLAYERS



Regular Season

Year	Team	G-S	Tack.-Asst.	Total	Sacks-Yds.	Int.-Yds.	Long	TD	Pass Def.	Fumbles For.-Rec.	TFL	Special Teams Tackles
2003	San Diego	16-0	5-3	8	1-6	1-25	25	0	1	0-0	1	8
2004	San Diego	16-2	25-8	33	0-0	0-0	0	0	2	0-1	1	9
2005	San Diego	16-2	20-10	30	1.5-3.5	0-0	0	0	0	0-0	3	9
2006	San Diego	16-4	41-41	82	2.5-16.5	0-0	0	0	2	1-0	4	4
2007	San Diego	16-16	89-90	179	2-16	2-23	18	0	6	2-2	5	0
2008	San Diego	12-12	84-52	136	1.5-5	4-11	10	0	6	0-0	6	0
Totals		92-36	264-204	468	8.5-47	7-59	25	0	17	3-3	20	30

Postseason

Year	Team	G-S	Tack.-Asst.	Total	Sacks-Yds.	Int.-Yds.	Long	TD	Pass Def.	Fumbles For.-Rec.	TFL	Special Teams Tackles
2004	San Diego	1-0	0-1	1	0-0	0-0	0	0	0	0-0	0	2
2006	San Diego	1-0	1-0	1	0-0	0-0	0	0	1	0-0	1	0
2007	San Diego	3-3	22-17	39	0.5-4	0-0	0	0	0	0-0	1	0
2008	San Diego	2-2	12-11	23	0-0	0-0	0	0	0	0-0	0	0
Totals		7-5	35-29	64	0.5-4	0-0	0	0	1	0-0	2	2

Single-game Highs

Tackles — 19, vs. Indianapolis, Nov. 11, 2007
 Sacks — 1, seven times, Last: vs. New England, Oct. 12, 2008
 Interceptions — 2, vs. Oakland, Dec. 4, 2008
 Interception Return Yards — 25, vs. Green Bay, Dec. 14, 2003
 Interception Return Long — 25, vs. Green Bay, Dec. 14, 2003

Postseason Single-game Highs

Tackles — 18, at Indianapolis, Jan. 13, 2008
 Sacks — 0.5, at New England, Jan. 20, 2008



31

ANTONIO CROMARTIE

Cornerback
6-2, 203
4th NFL Season
4th with Chargers

Florida State
Draft 1 - '06
Lincoln HS
Tallahassee, Fla.

Antonio Cromartie's 10-interception season in 2007 was one of the NFL's most amazing defensive performances of the decade and elevated him to regard as one of the most dangerous corners in the National Football League.

Cromartie, the Chargers' first-round draft choice in 2006 out of Florida State, became the first Charger to lead the league in interceptions since Charlie McNeil led the American Football League in 1961. Cromartie became an All-Pro, garnered several votes as the NFL's Defensive Player of the Year and became the first Chargers cornerback to make the Pro Bowl since 2002. He started just eight games, but his impact was profound as he recorded at least one interception in each of the last three games and all 10 of his interceptions came in the team's last nine contests.

Cromartie's coming-out party took place in a span of three weeks in late October and early November 2007. On Oct. 28 against Houston, Cromartie scored two touchdowns, recovering an errant punt snap in the end zone and returning an interception 70 yards for a score. They were his first NFL TDs. A week later in Minnesota, Cromartie set an NFL record that will never be broken when he returned a missed field goal 109 yards for a touchdown on the final play of the first half. The following week, Cromartie turned in his crown-jewel performance of the season in front of a national-television audience on NBC's Sunday Night Football when he racked up a career-high three picks against Indianapolis' Peyton Manning, the reigning Super Bowl MVP. Cromartie's three picks off Manning, which all took place in the first half, included a one-handed leaping interception that made everyone's highlight reel.

Including the Indianapolis game, Cromartie had three multi-pick games during the 2007 season, one shy of the NFL single-season record. Cromartie added two more picks in the postseason and was one of only seven players to intercept multiple passes in the playoffs. He intercepted Manning once again in the Chargers-Colts Jan. 13 Divisional Playoff Game at the RCA Dome and added another a week later against Tom Brady in the AFC Championship Game.

Cromartie left Florida State after playing just two seasons in his native Tallahassee. His collegiate

career started with great promise as he was one of only a handful of true freshmen to letter in 2003. He delivered another solid season in 2004, earning first-team All-ACC honors despite starting only one game.

While preparing for his junior season during a voluntary workout, he injured his knee while defending a pass in a one-on-one drill. The injury required surgery, forcing him to sit out the entire season. After the injury, Cromartie worked diligently in his rehabilitation and exceeded the medical timetable that the doctors and trainers had set for him. He was planning to return to Florida State for the 2006 season, but days before his team played in the 2006 Orange Bowl, he got a phone call from his mom, Cassandra, informing him that she'd been diagnosed with breast cancer. With his mom facing a life-threatening illness, and a young son at home, Cromartie decided it was best for his family if he were to leave Florida State and make himself available for the 2006 NFL Draft. The Chargers demonstrated that he made the right decision, selecting Cromartie with the 19th pick in the first round.

As a way of giving back to the community in which he was raised, Cromartie started The Bam Bam 13 Foundation in 2008. The goal of the nonprofit foundation is to help youth reach their dreams by offering unique programs, resources and opportunities. Last April, Cromartie hosted a Celebrity Weekend, which included a youth football camp at his alma mater, Lincoln High School. The camp was attended by several of Cromartie's Charger teammates, including Marcus McNeill and Cletis Gordon. In San Diego last October, he hosted a fundraiser to support Camp HOPE, a summer camp for children who are the victims of family violence, which was destroyed in the wildfires that ravaged Southern California in October 2007.

Cromartie comes from a very athletic family. His brother T.J. played wide receiver at Michigan State. Their cousin is former Major League outfielder Warren Cromartie, a career .281 hitter who played 11 seasons with the Montreal Expos and Kansas City Royals. Another cousin, Dominique Rodgers-Cromartie, was a first-round pick of the NFC Champion Arizona Cardinals in 2008 and





finished his rookie season as the Cardinals leader with four interceptions, including a 99-yard return for a touchdown.

While Antonio's superior speed and athleticism have tricked a few people into thinking that he could fly, he had the chance to take flight with some of the nation's best in March '08 when he received a special invitation to fly in an FA-18 Hornet with the U.S. Navy's Blue Angels. Cromartie stayed awake during the entire 45-minute flight, which saw his FA-18 exceed speeds of 800



mph while the gravitational pull neared 6 Gs.

Cromartie enjoys spending time with his children, while his hobbies include playing basketball, watching movies and collecting trading cards. He estimates that his collection numbers around 2,000 pieces and one of his best cards is that of Chargers Hall of Fame quarterback Dan Fouts. Cromartie also spends time looking after his four dogs: Noah, Bear, Serena and Diamond.



TRANSACTION HISTORY: First-round draft choice (19), April 29, 2006...signed five-year contract, July 26, 2006.

2008: Pro Bowl second-alternate...AFC Defensive POW after two-INT performance on ESPN's MNF Wk 3 vs. NY Jets...had 52-yard INT TD return and game-clinching INT in end zone very late in 4Q...team-leading four PBUs on night and had potential third INT early in game barely get away...on INT and TD return, made highlight-reel play by reaching around receiver Jerricho Cotchery to break up pass and tip it in air to self.



2007: Pro Bowl...first-team All-Pro by AP and SI...All-NFL and All-AFC by PFW and PFWA...All-NFL by USA Today Sports Weekly...Chargers Defensive POY...Oct. 14 vs. Oakland, recorded first-

career INT off Daunte Culpepper...**AP NFL POW and SI.com Defensive POW** after scoring first two TDs of career Oct. 28 vs. Houston...recovered errant punt snap in end zone for first TD and scored second on 70-yard INT return...only second defensive player in team history to score two return TDs in same game ("Speedy" Duncan, Oct. 15, 1967 vs. Kansas City)...added second INT to become first Chargers CB since 2003 with two picks in game...**AFC, SI.com and USA Today.com Special Teams POW** after NFL-record 109-yard missed FG TD return Nov. 4 at Minnesota...occurred on last play of first half as 57-yard FG fell short...also partially blocked Vikings' punt...started first-career game in place of injured Quentin Jammer (hamstring) and **named AFC, GMC, SI.com and PFW Defensive POW** after tying team record with three INTs off Peyton Manning Nov. 11 on NBC SNF vs. Indianapolis...11th time in team history player recorded three INTs in game...third INT was highlight-reel one-handed leaping pick...all three picks in first half, marking most INTs in one half of game since Stevon Moore (Cleveland) at Houston Oilers, Sept. 17, 1995...first Charger since Chris Fletcher (1975) to have six picks in four-week stretch...replaced Drayton Florence in starting lineup vs. Baltimore Nov. 25...**AFC Defensive POM for December**...seventh and eighth

picks of season Dec. 2 at KC...picked off both passes in end zone to eliminate 14 potential points in game Bolts won by 14 points, 24-10...tied Charlie McNeil's 46-year old team record (1961) with ninth INT of season, Dec. 9 at Tennessee...Titans only threw two passes in his direction, one was INT and second was PBU and nearly picked as well...INT team-record 10th pass of season on first play of 4Q Dec. 16 vs. Detroit...recorded all 10 of picks in nine-game stretch and only started last six...INT fourth pass of season off Manning late in 2Q of Jan. 13 AFC Divisional Playoff game at Indianapolis...returned pick 89 yards for apparent TD, but questionable penalty behind play negated score...earlier in contest, set up Chargers' first TD of game with FF vs. Marvin Harrison...INT Tom Brady in end zone in AFC Championship Game at NE...tied Pro Bowl record with two INTs in Feb. 10 all-star contest...2Q INT and 56-yard return set up TD. **2006:** Nov. 5 at Cleveland, chased down NFL's leading punt returner, Dennis Northcutt, as he appeared on way to 91-yard TD return and forced him OB at 10...SD's defense held Browns to FG...late in 3Q, downed punt at two...set up TD vs. Oakland Nov. 26 with 91-yard KOR, then tied for seventh-longest in team history.

COLLEGE: First-team All-ACC in 2004...three career TDs on INT returns of 40 and 71 yards and FR of 61 yards...only start was 2004 Gator Bowl vs. WVA...redshirted in 2005 after knee injury during preseason voluntary workout...member of FSU's 2004 ACC championship track team (sprints and hurdles)...played at Florida State from 2003-05...social science major.

PERSONAL: Born in Tallahassee, Florida...2002 USA Today National Defensive POY and All-America at Lincoln HS in Tallahassee...Class 4A state title as junior and 12-1-1 as senior...saw time at DB, RB, WR and KOR...finished career with 10 INT and 27 TDs, including 22 on offense, four on special teams and one on defense...played in 2003 U.S. Army All-American Bowl...averaged 14 ppg and nine rpg on basketball team...ran 110-meters and 4x100 meter relay.



VETERANS & RETURNING PLAYERS



Regular Season

Year	Team	G-S	Tack.-Asst.	Total	Sacks-Yds.	Int.-Yds.	Long	TD	Pass	Fumbles	Special Teams	
									Def.	For.-Rec.	TFL	Tackles
2006	San Diego	16-0	9-2	11	0-0	0-0	0	0	5	0-0	0	10
2007	San Diego	16-8	33-8	41	0-0	10-144	70t	1	18	0-1	0	7
2008	San Diego	16-15	57-7	64	0-0	2-66	52t	1	9	0-0	1	0
Totals		48-23	99-17	116	0-0	12-210	70t	2	32	0-1	1	17

Postseason

Year	Team	G-S	Tack.-Asst.	Total	Sacks-Yds.	Int.-Yds.	Long	TD	Pass	Fumbles	Special Teams	
									Def.	For.-Rec.	TFL	Tackles
2006	San Diego	1-0	3-0	3	0-0	0-0	0	0	1	0-0	0	0
2007	San Diego	3-3	8-2	10	0-0	2-37	30	0	2	1-0	0	0
2008	San Diego	2-2	6-0	6	0-0	0-0	0	0	1	0-0	0	0
Totals		6-5	17-2	19	0-0	2-37	30	0	4	1-0	0	0

Regular Season - Kickoff Returns

Year	No.-Yds.	Avg.	Long	TD
2006	10-297	29.7	91	0
2007	3-67	22.3	26	0
2008	3-37	12.3	26	0
Totals	16-401	25.1	91	0

Postseason - Kickoff Returns

No.-Yds.	Avg.	Long	TD
1-15	15.0	15	0
0-4	4.0	4	0
1-7	7.0	7	0
2-26	13.0	15	0

(Also 1 regular season punt return for 4 yards in 2008)

Single-game Highs

Tackles — 11, vs. Kansas City, Nov. 9, 2008

Interceptions — 3, vs. Indianapolis, Nov. 11, 2007

Interception Return Yards — 91, vs. Houston, Oct. 28, 2007

Interception Return Long — 70t, vs. Houston, Oct. 28, 2007

Postseason Single-game Highs

Tackles — 5, at Indianapolis, Jan. 13, 2008

Interceptions — 1, twice, Last: at New England, Jan. 20, 2008

Interception Return Yards — 30, at Indianapolis, Jan. 13, 2008

Interception Return Long — 30, at Indianapolis, Jan. 13, 2008

Additional Statistics

Special Teams Fumble Recoveries — **2007**, 1*

Missed Field Goal Returns — **2007**, 1**

*Recovered errant punt snap in end zone for touchdown vs. Houston, Oct. 28, 2007.

**Returned missed field goal NFL-record 109 yards at Minnesota, Nov. 4, 2007.

Game-By-Game Interceptions

Date	Opponent	No.-Yds.	Avg.	Long	TD
10/14/07	Oakland	1-0	0.0	0	0
10/28/07	Houston	2-91	45.5	70t	1
11/11/07	Indianapolis	3-27	9.0	21	0
12/02/07	at Kansas City	2-28	14.0	28	0
12/09/07	at Tennessee	1-0	0.0	0	0
12/16/07	Detroit	1-(-2)	-2.0	-2	0
01/13/08	at Indianapolis+	1-30	30.0	30	0
01/20/08	at New England+	1-7	7.0	7	0
09/22/08	New York Jets	2-52	26.0	52t	1
12/04/08	Oakland	0-14	14.0	14	0

+ Denotes postseason game

CHARGERS' 10 LARGEST MARGINS OF VICTORY

Date	Opponent	Score	Margin
Nov. 2, 1963	at New York Jets	53-7	+46
Sept. 17, 1961	Oakland	44-0	+44
Jan. 5, 1964	Boston*	51-10	+41
Dec. 14, 1969	Buffalo	45-6	+39
Oct. 7, 2007	at Denver	41-3	+38
Nov. 20, 2005	Buffalo	48-10	+38
Dec. 22, 1963	Denver	58-20	+38
Dec. 16, 2007	Detroit	51-14	+37
Oct. 19, 1980	New York Giants	44-7	+37
Oct. 29, 1961	Denver	37-0	+37

* AFL Championship

VETERANS &
RETURNING PLAYERS



84 BUSTER DAVIS

Wide Receiver	Louisiana State
6-1, 210	Draft 1 - '07
3rd NFL Season	Walker HS
3rd with Chargers	New Orleans, La.

Buster Davis' second NFL season was marred by a groin injury that ultimately cost him more than half the season. Fully recovered now and expected to be 100 percent for the start of training camp, Davis hopes to remind Charger fans of the promise he showed late in his rookie season of 2007.

The Chargers' top pick in the 2007 NFL Draft, Davis played collegiately at LSU in one of the nation's top football conferences and in one of the most hostile stadiums for visiting teams. As such, he was virtually unshaken as a rookie. Davis started his first-ever game on NBC's Sunday Night Football against the three-time Super Bowl Champion New England Patriots and a week later caught his first NFL touchdown pass in Green Bay's Lambeau Field.

A tireless worker, Davis spent the summer before his senior season at LSU running routes and catching passes from Peyton and Eli Manning at the annual Manning Passing Academy in Thibodaux, Louisiana.

Davis experienced many highs and lows during his collegiate career in Baton Rouge. The highs included winning a National Championship as a freshman in

2003; the ritual walk down "The Hill" into LSU's Tiger Stadium, and his first-ever live game action as a redshirt freshman in the '03 Southeastern Conference opener against Georgia.

The lows included enduring the destruction and devastation that ravaged the South when Hurricane Katrina hit just before his junior season was set to begin in 2005. Katrina forced the relocation of a home game against Arizona State, and it pushed back the Tigers' next home game against Tennessee to a Monday night, a game that Davis will remember for the rest of his life. It was the first major sporting event in the state following the Hurricane. He will also remember having 14 of his family members staying in his Baton Rouge apartment as their New Orleans' homes were either badly damaged or destroyed. Following the devastation, Davis lent his time to the relief effort, unloading trucks and helping collect clothing donations at the school's Maravich Assembly Center.

Davis' hobbies include fishing, baseball, video games and watching old war movies.

TRANSACTION HISTORY: First-round choice by Chargers (30), April 28, 2007...signed five-year contract, July 25, 2007.

2008: Three big early 3rd-down grabs in Wk 3 MNF game vs. NY Jets helped build 10-7 lead...DNP Wk 6 vs. NE and INA Wks 7-10 (groin)...placed on "Reserve-Injured" Nov. 20. **2007:** First-career start Wk 2 at NE and helped keep 3Q TD drive alive by drawing 37-yard PI penalty on 3rd-and-7...first-career TD catch (nine yards) Sept. 23 at GB's Lambeau Field...set up first TD in Jan. 13 AFC Divisional Playoffs at Indianapolis with 18-yard catch on 3rd down.

COLLEGE: Second-team All-SEC as senior...seventh all-time at LSU with 141 rec. and 2,107 yards...catch in 35-straight games to close career...redshirted in 2002...played at LSU from 2003-06...arts and sciences major.

PERSONAL: Born in New Orleans, Louisiana...All-America WR at Walker HS in New Orleans...caught 82 passes for 1,171 yards and 16 TDs in leading school to 4A state championship game as senior...runner up for state title as junior...lettered in baseball.

Regular Season			Receiving				Punt Returns				
Year	Team	G-S	No.-Yds.	Avg.	Long	TD	No.-Yds.	FC	Avg.	Long	TD
2007	San Diego	14-1	20-188	9.4	18	1	6-52	6	8.7	24	0
2008	San Diego	4-0	4-59	14.8	20	0	2-15	0	7.5	10	0
Totals		18-1	24-247	10.3	20	1	8-67	6	8.4	24	0

(Also 3 rushes for 9 yards with long of 6 yards)

Postseason			Receiving			
Year	Team	G-S	No.-Yds.	Avg.	Long	TD
2007	San Diego	3-0	2-23	11.5	18	0

Single-game Highs

- Receptions — 4, at Green Bay, Sept. 23, 2007
- Receiving Yards — 43, vs. New York Jets, Sept. 22, 2008
- Receiving Long — 20, vs. New York Jets, Sept. 22, 2008
- Receiving TDs — 1, at Green Bay, Sept. 23, 2007

Continued next page



VETERANS & RETURNING PLAYERS





VETERANS & RETURNING PLAYERS



2008 Game-By-Game Receiving

Date	Opponent	No.	Yards	Avg.	Long	TD
09/14	at Denver	0	0	0.0	0	0
09/22	New York Jets	3	43	14.3	20	0
09/28	at Oakland	0	0	0.0	0	0
10/05	at Miami	1	16	16.0	16	0
Totals		4	59	14.8	20	0

Inactive (9/7 vs. Carolina, 10/19 at Buffalo, 10/26 at New Orleans (at London), 11/9 vs. Kansas City, 11/16 at Pittsburgh **Did Not Play** (10/12 vs. New England)

Reserve-Injured (11/23 vs. Indianapolis, 11/30 vs. Atlanta, 12/4 vs. Oakland, 12/14 at Kansas City, 12/21 at Tampa Bay, 12/28 vs. Denver, Jan. 3 vs. Indianapolis+, Jan. 11 at Pittsburgh+)

2007 Game-By-Game Receiving

Date	Opponent	No.	Yards	Avg.	Long	TD
09/09	Chicago	2	15	7.5	10	0
09/16	at New England*	0	0	0.0	0	0
09/23	at Green Bay	4	31	7.8	12	1
09/30	Kansas City	1	8	8.0	8	0
10/07	at Denver	0	0	0.0	0	0
10/14	Oakland	2	30	15.0	18	0
10/28	Houston			Inactive		
11/04	at Minnesota			Inactive		
11/11	Indianapolis			Did Not Play		
11/18	at Jacksonville	3	39	13.0	16	0
11/25	Baltimore	1	4	4.0	4	0
12/02	at Kansas City	0	0	0.0	0	0
12/09	at Tennessee	2	2	1.0	5	0
12/16	Detroit	2	20	10.0	11	0
12/24	Denver	2	27	13.5	17	0
12/30	at Oakland	1	12	12.0	12	0
Totals		20	188	9.4	18	1
01/06	Tennessee+	1	5	5.0	5	0
01/13	at Indianapolis+	1	18	18.0	18	0
01/20	at New England+	0	0	0.0	0	0
Totals		2	23	11.5	18	0

* Denotes starter

+ Denotes postseason game



68 KRIS DIELMAN

Guard	Indiana
6-4, 320	Free Agent - '03
7th NFL Season	Troy HS
7th with Chargers	Troy, Ohio

Kris Dielman thought he would never play in the Pro Bowl, not because he wasn't capable, but due to his ferocious style of play that often infuriates opponents. However back-to-back Pro Bowl berths following the 2007 and '08 seasons showed the high-level of respect he has earned from his peers around the league.

Dielman's hard-nosed, physical play in the trenches helps set the tone for the entire offense. A starter since 2005, the Chargers rushed for more than 2,000 yards in three of the four seasons that Dielman manned the starting left guard post. Last year against Denver in the Chargers' AFC West-clinching win, he had a big hand in the Bolts rushing for a team-record 289 yards.

Dielman had one of his finest seasons in 2006 when the Chargers rushed for a team-record 2,578 yards and LaDainian Tomlinson shattered all of the NFL's single-season scoring records. A year later, he was rewarded with his first Pro Bowl selection after the Bolts ranked seventh in the league in rushing and he played an entire season without yielding a sack.

Dielman had added incentive to play well in 2007. An unrestricted free agent following the 2006 season, he passed up a chance to chase riches and start anew in a different NFL city and signed one of the biggest

contracts awarded to an offensive lineman in team history. He chose to follow his heart and sign a new six-year deal to stay with the Chargers through 2012. Team President Dean Spanos played a key role in the Bolts' push to retain their starting left guard.

Dielman is a throwback. He's tough and nasty. Three hours in the trenches against Dielman is like a 15-round heavyweight title fight. A former defensive lineman in college, he made the move to the offensive line shortly after joining the Chargers as an undrafted free agent and hasn't looked back.

One of the reasons Dielman elected to stay in San Diego is that the Ohio native owns a home on a hill overlooking Pacific Beach. The house offers a stunning panoramic view of San Diego from the La Jolla coast to Mexico. In March, Kris' house was featured in *Sports Illustrated* in a special advertising section called "Home Owner." One of Dielman's favorite pastimes is riding his beach cruiser along the boardwalk in Pacific Beach and Mission Beach.

Another reason he chose to stay is the cadre of friends that he has made in San Diego. Among his closest friends are several San Diego Padres. Dielman regularly attends their games at Petco Park and he





even caught a foul ball during a game in 2005.

Dielman enjoys watching NASCAR races, rodeos and ultimate fighting. He is in a Fantasy Racing League with several friends, including teammate Scott Mruczkowski. Each of the last two years, a group of them have traveled to Bristol, Tennessee and sat in the

pit area to watch NASCAR's Food City 500 at the Bristol Motor Speedway. Dielman has even met several of NASCAR's top drivers, including Jimmie Johnson, Dale Earnhardt, Jr. and Clint Boyer.



TRANSACTION HISTORY: Signed with Chargers, May 2, 2003...waived Aug. 26, 2003...signed to practice squad Sept. 2, 2003 and to active roster Oct. 16, 2003...re-signed March 15, 2005 and March 20, 2006...signed six-year contract, March 3, 2007.

2008: Pro Bowl starter...AP second-team All-Pro ...All-AFC by PFW and PFWA...OL had outstanding night vs. NE Wk 6, not allowing sack, while Philip



Rivers threw for 306 yards and three TDs...INA for Wk 12 game vs. Atlanta as late scratch due to stomach virus...ejected in 2Q of KC game Dec. 14 for throwing "phantom" punch...line only allowed one sack while Rivers threw career-high four TDs in 41-24 win at TB Dec. 21...OL blocked for team-record 289-yard rushing performance in AFC West clinching win over Denver Dec. 28...bettered previous mark (287 yards, Oct. 13, 1963)...blocked for 167-yard rushing night in Jan. 5 AFC Wild Card Playoff win over Indianapolis, including GW 22-yard TD run in OT. **2007: Pro Bowl...All-NFL from USA Today Sports Weekly...Chargers Lineman of Year...**Oct. 7 at Denver, line cleared way for 214-yards rushing...Oct. 14 vs. Oakland, DNA sack while anchoring 206-yard rushing performance...blocked for 191 yards in 24-10 win at KC Dec. 2, including second-half rush TDs of 31 and 28 yards...line allowed 0 sacks and helped rush for 274 yards vs. Detroit Dec. 16, then second-highest total in team history...OL allowed only one sack in Wild Card Playoff win over Tennessee Jan. 6...DNA any sacks in Jan. 13 AFC Divisional Playoff win at Indy, while laying down perfect blocks as Billy Volek scored GW TD on one-yard QB sneak. **2006: Pro Bowl first-alternate...Chargers co-Lineman of Year...ESPN.com All-Pro...**no sacks allowed and cleared way for 241 yards rushing and three TDs vs. Tennessee Sept. 17...OL anchored 150-yard rushing day Wk 3 at Baltimore vs. NFL's No. 1-ranked run defense (34.3 ypg)...set tone for big day vs. St. Louis Oct. 29 with 216 rush yards...starting five each named **Chargers Alumni POWs** after 35-27 comeback win at Denver Nov. 19...INA Wk 11 vs. Oakland...returned at LG and



helped Bolts rush for 197 yards and two LT TDs in 24-21 win at Buffalo Dec. 3...during 4Q game-clinching TD drive of season-long 8:06, Bolts ran on nine of 13 plays...265 rush yards, then fifth-most in team history, in 20-9 win over KC Dec. 17. **2005:** Replaced injured Tonia Fonoti at LG in 4Q at Denver Sept. 18...made permanent move into starting lineup at LG for ESPN SNF game vs. NY Giants Sept. 25...line paved way for 268 yards rushing vs. Giants, then third-best in team history, and did not allow any sacks...Oct. 2 at NE, OL DNA any sacks and helped rush for 183 yards en route to ending Patriots' NFL-record 21-game home winning streak...created running lanes for 202 yards, including 41-yard GW TD run in Wk 11 OT win at Washington...OL enabled team to rush for 206 yards in 26-17 win at Indianapolis Dec. 18. **2004:** Saw brief action at G at end of Tennessee (Oct. 3), NO (Nov. 7) and KC (Jan. 2) games. **2003:** Wks 1-5 on practice squad...DNP Wks 6-8...special teams Wks 9-11, 13 and 15-16...INA Wks 12 and 14...saw action as reserve LG Wk 15.

COLLEGE: Two-time honorable mention All-Big Ten ...team MVP as senior after leading team with five sacks and 14 TFLs...began career at IU as TE...saw action at DT as sophomore and spent entire senior season on defense...recorded 62 tackles and 26 catches for 361 yards and five TDs...played at Indiana from 1999-02...management major.

PERSONAL: Born in Goshen, Indiana...all-state and all-conference linebacker and tight end at Troy (Ohio) HS...lettered in basketball.



2009 Pro Bowl

Photo: Paul Spinelli

Games Played-Started: **2003** (6-0, San Diego); **2004** (15-0, San Diego); **2005** (16-14, San Diego); **2006** (15-15, San Diego); **2007** (16-16, San Diego); **2008** (15-15, San Diego); **Total** (83-60).

Postseason Games Played-Started: **2004** (1-0, San Diego); **2006** (1-1, San Diego); **2007** (3-3, San Diego); **2008** (2-2, San Diego); **Total** (7-6).

VETERANS & RETURNING PLAYERS



VETERANS & RETURNING PLAYERS



51

TIM DOBBINS

<p>Linebacker 6-1, 246 4th NFL Season 4th with Chargers</p>	<p>Iowa State Draft 5 - '06 Glenclyff HS Nashville, Tenn.</p>
--	--

Tim Dobbins muscled his way into the starting lineup in 2008 and now it may just be impossible to get him out. Dobbins had a big year statistically in '08, racking up a career-best 78 tackles and his first-career interception.

What he'll best be remembered for was his game-saving sack late in the fourth quarter of the Chargers' AFC Wild Card Playoff win over Indianapolis. With the Colts up by three and the Chargers out of timeouts, Dobbins sacked Peyton Manning for an eight-yard loss to the Colts' one-yard line with a little more than two minutes left in

the quarter. It came on a third-and-two play, forcing a punt and setting up the Chargers' game-tying field goal. As it turned out, that would be the last time Manning handled the ball all evening.

A fearless competitor, Dobbins has been a stand-out on special teams since the Chargers drafted him in the fifth round in 2006. He tied for third on the team with 12 tackles in 2007 and ranked fifth a year ago with 10.

Off the field, Dobbins' hobbies include working out, bowling, golf, pool, skydiving, watching movies, white-water rafting and riding dirt bikes.

TRANSACTION HISTORY: Fifth-round draft choice (151), April 30, 2006...signed four-year contract, July 25, 2006.

2008: INT in 3Q Wk 4 at Oakland led to Chargers' first TD of game, helping erase 15-0 deficit en route to 28-18 win...started first-career game at ILB in NBC SNF game Wk 6 vs. NE...paced squad with season-high 13 TT and FF in Wk 8 NFL International Series game against NO in London...led team with season-high four ST tackles in Dec. 28 AFC West clinching win over Denver...helped save season with eight-yard sack of Peyton Manning at Colts' one on 3rd down late in 4Q of AFC Wild Card Playoff game vs. Indy...Chargers then drove for game-tying FG before winning game, 23-17, on first series of OT. **2007:** Wk 2 at NE, recorded nine stops at ILB after Matt Wilhelm left contest in 1Q (calf)...ST FF and team-high three

stops in Dec. 16 blowout win vs. Detroit...led team with two STTs in AFC Championship Game at NE. **2006:** Scored first-career TD, recovering muffed punt in end zone Dec. 31 vs. Arizona.

COLLEGE: First-team All-Big 12 as senior and honorable mention as junior...Big 12 Defensive Newcomer of Year in '04...spent 2002-03 seasons at Copiah-Lincoln Junior College in Mississippi...all-state honorable mention in Mississippi Association of Community and Junior Colleges as soph...finished JC career with 210 tackles, 13 sacks and four INT...played at Iowa State from 2004-05...sociology major.

PERSONAL: Born in Nashville, Tennessee...all-state linebacker at Glenclyff HS...selected to play in 2002 Tennessee-Kentucky All-Star Game in Knoxville.

Regular Season

Year	Team	G-S	Tack.-Asst.	Total	Sacks-Yds.	Int.-Yds.	Long	TD	Pass Def.	Fumbles For.-Rec.	TFL	Special Teams Tackles
2006	San Diego	16-0	0-4	4	0-0	0-0	0	0	0	0-0	0	18
2007	San Diego	16-0	9-7	16	0-0	0-0	0	0	1	0-0	0	12
2008	San Diego	16-8	42-36	78	0-0	1-4	4	0	4	2-0	1	13
Totals		48-8	51-47	98	0-0	1-4	4	0	5	2-0	1	43

Postseason

Year	Team	G-S	Tack.-Asst.	Total	Sacks-Yds.	Int.-Yds.	Long	TD	Pass Def.	Fumbles For.-Rec.	TFL	Special Teams Tackles
2006	San Diego	1-0	0-0	0	0-0	0-0	0	0	0	0-0	0	1
2007	San Diego	3-0	0-0	0	0-0	0-0	0	0	0	0-0	0	3
2008	San Diego	2-2	4-4	8	1-8	0-0	0	0	0	0-0	1	2
Postseason		6-2	4-4	8	1-8	0-0	0	0	0	0-0	1	6

Single-game Highs

Tackles — 13, at New Orleans (at London), Oct. 26, 2008

Additional Statistics

Special Teams Forced Fumbles — **2007**, 1
 Special Teams Fumble Recoveries — **2006**, 1; **2007**, 2; **Total**, 3.
 Special Teams Fumble Recovery Touchdowns — **2006**, 1.



80 MALCOM FLOYD

Wide Receiver **Wyoming**
6-5, 225 **Free Agent - '04**
4th NFL Season **River City HS**
6th with Chargers **Sacramento, Calif.**

Malcom Floyd is not afraid to make the toughest of catches.

Chargers fans found out just how tough Floyd was when he helped jump-start a late fourth-quarter comeback in Kansas City in December while playing with a collapsed lung. For the Chargers, it was a pivotal game with postseason implications as they entered the contest trailing division-leading Denver by three games with just three left to play. Down 21-10 to the Chiefs, Floyd capped a 15-play, 89-yard drive with a four-yard touchdown catch with 1:13 to play. It ended a huge series for Floyd on which he had all five of his catches in the game for 67 yards. After recovering an onside kick, the Chargers scored again and went on to win the game. While his teammates celebrated the victory in the locker room and returned to San Diego later that night, Floyd spent the night in a Kansas City hospital and missed the next couple of games.

Floyd ended up finishing the season with career-best figures that included 27 catches, 465 yards and four touchdowns.

At 6-5, Floyd is one of the team's tallest receivers and he's shown the ability to make acrobatic catches look routine. Floyd also can stretch the field and gives the Chargers a legitimate deep threat. That explosiveness in making plays downfield led one former teammate to christen him with the nickname "M-80."

Floyd is the second NFL wide receiver in the family. His older brother, Malcolm, played wide receiver for the Houston Oilers in the mid 1990s.

Floyd's hobbies include playing basketball, riding jet skis and spending time with family, friends and teammates. He was an all-conference basketball player in high school and his team won an intramural championship while he was in college at Wyoming.



VETERANS & RETURNING PLAYERS

TRANSACTION HISTORY: Signed with Chargers, April 30, 2004...waived Sept. 5 and signed to practice squad Sept. 7, 2004...signed to active roster Dec. 11, 2004...waived Sept. 3, 2005 and re-signed to practice squad Sept. 5, 2005...signed to active roster Dec. 7, 2005...signed one-year contracts March 7, 2007, March 25, 2008 and May 15, 2009.

2008: Started for inj. Chris Chambers in Wk 6 NBC SNF game vs. NE and had season-long 49-yard TD catch...Oct. 19 at Buffalo, three plays after having 12-yard TD catch pulled off board for offensive PI, bounced back with 14-yard TD catch on 3rd-down...
Chargers Alumni Offensive POM for November... Dec. 14 at KC, helped Chargers overcome 21-10 4Q deficit by starting comeback with four-yard TD catch with 1:13 remaining...during drive, Floyd had all five of his catches in game (67 yards)...diagnosed with collapsed lung following Chiefs game and INA Wks 15-16...healthy INA for Wild Card Playoffs vs. Indy

Jan. 5. **2006: Chargers Alumni POW** after season-long 46-yard TD catch in 3Q of 49-41 win at Cincinnati Nov. 12...left "Queen City" with first-career 100-yard game (109)...late 4Q 12-yard tiptoe catch along boundary on 3rd-and-9 kept TD drive alive for final points in win...INA Wk 13 at Denver (ankle)...went to "Reserve-Injured" list (ankle) Dec. 14. **2005:** Practice squad Wks 1-12 and INA Wks 13-16. **2004:** Started vs. KC Jan. 2 and caught first-career TD pass (13 yards) from Philip Rivers...also Rivers' first TD pass.

COLLEGE: Honorable mention All-MWC as senior...first-team all-conference as soph...finished career with 186 catches for 2,411 yards and 14 TDs...redshirted in 1999...played at Wyoming from 1999-03...health sciences major.

PERSONAL: Born in Sacramento, California...all metro and offensive MVP of league at River City HS in Sacramento...first-team all-league in basketball.

Regular Season		Receiving					Special Teams
Year	Team	G-S	No.-Yds.	Avg.	Long	TD	Tackles
2004	San Diego	4-2	3-49	16.3	27	1	0
2005	San Diego	0-0	0-0	0.0	0	0	0
2006	San Diego	12-0	15-210	14.0	46t	3	1
2007	San Diego	6-1	7-97	13.9	25	0	0
2008	San Diego	13-2	27-465	17.2	49t	4	3
Totals		35-5	52-821	15.8	49t	8	4

Continued next page





VETERANS & RETURNING PLAYERS



Postseason		Receiving					Special Teams
Year	Team	G-S	No.-Yds.	Avg.	Long	TD	Tackles
2004	San Diego	1-0	0-0	0.0	0	0	0
2008	San Diego	1-0	0-0	0.0	0	0	0

Single-game Highs

Receptions — 5, at Cincinnati, Nov. 12, 2006
 Receiving Yards — 109, at Cincinnati, Nov. 12, 2006
 Receiving Long — 46t, at Cincinnati, Nov. 12, 2006
 Receiving TDs — 1, four times, Last: at Cincinnati, Nov. 12, 2006
 Receiving Long TD — 46t, at Cincinnati, Nov. 12, 2006

2008 Game-By-Game Receiving

Date	Opponent	No.Yards	Avg.	Long	TD	TDs
09/07	Carolina	0 0	0.0	0	0	0
09/14	at Denver	0 0	0.0	0	0	0
09/22	New York Jets	0 0	0.0	0	0	0
09/28	at Oakland	0 0	0.0	0	0	0
10/05	at Miami	Inactive				
10/12	New England*	3 75	25.0	49t	1	49t
10/19	at Buffalo	4 65	16.3	23	1	14t
10/26	at New Orleans	1 21	21.0	21	0	0
11/09	Kansas City*	4 76	19.0	31	1	5t
11/16	at Pittsburgh	2 29	14.5	15	0	0
11/23	Indianapolis	2 54	27.0	31	0	0
11/30	Atlanta	5 59	11.8	18	0	0
12/04	Oakland	1 19	19.0	19	0	0
12/14	at Kansas City	5 67	13.4	19	1	4t
12/21	at Tampa Bay	Inactive				
12/28	Denver	Inactive				
Totals		27 465	17.2	49t	4	
01/03	Indianapolis+	Inactive				
01/11	at Pittsburgh+	0 0	0.0	0	0	0

2007 Game-By-Game Receiving

Date	Opponent	No.Yards	Avg.	Long	TD	TDs
09/09	Chicago	0 0	0.0	0	0	0
09/16	at New England	1 19	19.0	19	0	0
09/23	at Green Bay	1 25	25.0	25	0	0
09/30	Kansas City	3 28	9.3	17	0	0
10/07	at Denver*	0 0	0.0	0	0	0
10/14	Oakland	2 25	12.5	16	0	0
Totals		7 97	13.9	25	0	

Inactive (10/28 vs. Houston, 11/04 at Minnesota, 11/11 vs. Indianapolis, 11/18 at Jacksonville, 11/25 vs. Baltimore, 12/02 at Kansas City, 12/09 at Tennessee, 12/16 vs. Detroit, 12/24 vs. Denver, 12/30 at Oakland, 01/06 vs. Tennessee+)

01/13 vs. at Indianapolis+, 01/20 at New England+)

2006 Game-By-Game Receiving

Date	Opponent	No.Yards	Avg.	Long	TD	TDs
09/11	at Oakland	0 0	0.0	0	0	0
09/17	Tennessee	1 9	9.0	9	0	0
10/01	at Baltimore	1 31	31.0	31t	1	31t
10/08	Pittsburgh	2 18	9.0	9t	1	9t
10/15	at San Francisco	0 0	0.0	0	0	0
10/22	at Kansas City	1 19	19.0	19	0	0
10/29	St. Louis	1 5	5.0	5	0	0
11/05	Cleveland	2 8	4.0	6	0	0
11/12	at Cincinnati	5 109	21.8	46t	1	46t
11/19	at Denver	1 7	7.0	7	0	0
11/26	Oakland	0 0	0.0	0	0	0
12/03	at Buffalo	1 4	4.0	4	0	0
Totals		15 210	14.0	46t	3	

Inactive (12/10 vs. Denver)

Reserve-Injured (12/17 vs. Kansas City, 12/24 at Seattle, 12/31 vs. Arizona, 01/14 vs. New England+)

* Denotes starter

+ Denotes postseason game

POSTSEASON RESULTS (10-15, .400)

Date	Opponent	W-L	Score	Date	Opponent	W-L	Score
Jan. 1, 1961+	at Houston	L	16-24	Jan. 2, 1993*	Kansas City	W	17-0
Dec. 24, 1961+	Houston	L	3-10	Jan. 10, 1993**	at Miami	L	0-31
Jan. 5, 1964+	Boston	W	51-10	Jan. 8, 1995**	Miami	W	22-21
Dec. 27, 1964+	at Buffalo	L	7-20	Jan. 15, 1995***	at Pittsburgh	W	17-13
Dec. 26, 1965+	Buffalo	L	0-23	Jan. 29, 1995++	San Francisco	L	26-49
Dec. 29, 1979*	Houston	L	14-17	Dec. 31, 1995*	Indianapolis	L	20-35
Jan. 3, 1981**	Buffalo	W	20-14	Jan. 8, 2005*	New York Jets	L	17-20, OT
Jan. 11, 1981***	Oakland	L	27-34	Jan. 14, 2007**	New England	L	21-24
Jan. 2, 1982**	at Miami	W	41-38, OT	Jan. 6, 2008*	Tennessee	W	17-6
Jan. 10, 1982***	at Cincinnati	L	7-27	Jan. 13, 2008**	at Indianapolis	W	28-24
Jan. 9, 1983*	at Pittsburgh	W	31-28	Jan. 20, 2008***	at New England	L	12-21
Jan. 16, 1983**	at Miami	L	13-34	Jan. 3, 2009*	Indianapolis	W	23-17, OT
				Jan. 11, 2009**	at Pittsburgh	L	24-35

+ AFL Championship Game * AFC Wild Card Playoffs ** AFC Divisional Playoffs
 ***AFC Championship Game ++Super Bowl



67 KYNAN FORNEY

Guard	Hawaii
6-3, 302	Free Agent - '08
9th NFL Season	Nacogdoches HS
2nd with Chargers	Nacogdoches, Tex.

Kynan Forney is expected to be in the middle of the competition for the starting right guard position for the San Diego Chargers.

An admitted weight room freak at 6-3 and more than 300 pounds, Forney will be a force to be reckoned with in the trenches. He spent seven years in Atlanta before joining the Chargers as a free agent in 2008, and he inked a new two-year deal with the Bolts in Feb. 2009. A full-time starter since his first year in the league, Forney was named a first-alternate to the Pro Bowl in '05 after the Falcons led the NFL in rushing for a second-consecutive season. He ended up spending the entire '08 season on the sideline, but this ninth-year veteran has a rested body and is anxious to contribute in 2009.

With four kids at home and a fifth on the way, it's no surprise that when he is at home, Forney likes to relax in front of the television or listen to some of his favorite music from the 80s. His favorite shows are "Family Guy" and "Curb Your Enthusiasm." In his home in Atlanta, Forney has a theater where he enjoys playing video games with his boys, Trajan and Vincent. He's also a big movie buff and the theater is an ideal place to watch movies, especially comedies. Forney and his wife, Alicia, both love to laugh and enjoy watching live

comedy shows in Atlanta and at the Laugh Factory in Hollywood. Comedian Kevin Hart is one of their favorite entertainers.

One of Forney's hobbies is collecting figurines from The Transformers. He has seen both of The Transformers' movies and has all of their action figures from the most recent movies. He's also been looking to add some of the older figures to his collection as well.



Soft as a teddy bear off the field, especially around daughters Kiara and Amaya, Forney is the complete opposite on the field. Some of that mean and nasty football disposition came from his youth in working on the chicken farm that his father, Errol, owned and ran for the Pilgrim's Pride chain.

After his NFL career comes to an end, Forney would like to work around football as a strength coach. He enjoys the coaching aspect of the game and regularly volunteers his time for football camps and clinics. Good offensive line genes run in the family as his cousin is Larry Allen, an 11-time Pro Bowl guard with the Dallas Cowboys and San Francisco 49ers.

The Forneys own a Smoothie King franchise outside of Atlanta.



VETERANS & RETURNING PLAYERS



TRANSACTION HISTORY: Seventh-round (219) choice by Atlanta, April 22, 2001...signed with Falcons, May 21, 2001...re-signed, August 21, 2004, July 18, 2005 and Sept. 1, 2006...released Aug. 30, 2008 and signed with Chargers, Sept. 1, 2008...re-signed two year contract with Chargers, Feb. 25, 2009.

2008: Dressed but DNP Wks 1, 5 & 12...INA Wks 2-4, 6-11, 13-16 and for playoffs.**2007:** Part of OL that allowed only one sack and helped offense total season-high 442 yards vs. Carolina Sept. 23...line blocked for season-high 155 rushing yards in 20-16 victory vs. SF Nov. 4. **2006:** Started seven games and INA for two before being placed on IR after Wk 9 with shoulder injury...while in starting lineup, Falcons rushed for 252 yards at Carolina Sept. 10, franchise-record 306 vs. Tampa Bay Sept. 17, and 262 yards against Arizona Oct. 1. **2005: Pro Bowl first-alternate**...helped offense rush for 285 yards against Minnesota Oct. 2

and 256 yards against Detroit Nov. 24. **2004: ESPN All-Pro...chosen to Daryl "Moose" Johnston's All-Lunch Pail Crew**...helped rushing game produce 242 yards vs. St. Louis Sept. 19 and 327 yards Jan. 15 vs. St. Louis in NFC Divisional Playoffs, fourth-most in NFL playoff game. **2003:** Starting RG helped team rush for 4.5 ypc. **2002:** Contributed to 260-yard rush game at NO Oct. 27, team's most since '72...four rush TDs vs. Saints was most in game since '73 at SD. **2001:** Started season-opener at SF but missed next four games due to toe injury suffered vs. 49ers.

COLLEGE: All-WAC as senior at Hawaii...played '97 season at Trinity Valley College in Texas, helping them to 12-0 mark and National JUCO Championship.

PERSONAL: Born in Nacogdoches, Texas...lettered in football and track at Nacogdoches HS.

Games Played-Started: 2001 (12-8, Atlanta); 2002 (14-12, Atlanta); 2003 (16-16, Atlanta); 2004 (16-16, Atlanta); 2005 (16-15, Atlanta); 2006 (7-7, Atlanta); 2007 (14-14, Atlanta); 2008 (0-0, San Diego); **Total** (95-88).

Postseason Games Played-Started: 2002 (2-2, Atlanta); 2004 (2-2, Atlanta); **Total** (4-4).



85 ANTONIO GATES

Tight End
6-4, 260
7th NFL Season
7th with Chargers

Kent State
Free Agent - '03
Central HS
Detroit, Mich.

VETERANS & RETURNING PLAYERS

One of the most feared players at his position in NFL history, Antonio Gates has helped to set the standard by which tight ends are measured. A five-time Pro Bowler and a three-time All-Pro, Gates' 51 touchdown catches since he came into the league in 2003 lead all NFL tight ends, while his 5,066 yards rank second and his 400 catches third.

Gates led the Chargers in receptions (60) and touchdown catches (eight) in 2008.

He had several milestone catches in the Chargers' game at Tampa Bay in December. He caught his 50th touchdown pass and surpassed 5,000 career receiving yards in the Bucs game, the 92nd of his career. In doing so, he became the NFL tight end to catch 50 touchdown passes in the fewest games, and reach 5,000 yards in the second-fewest games (Kellen Winslow, 69 games). The Tampa Bay game marked the ninth two-touchdown game of his career and the Chargers win over the Bucs improved their record to 9-0 in games when No. 85 hit paydirt two or more times.



It was important for Gates to come back strong in 2008 after his '07 season was derailed by a toe injury in the playoffs that ultimately led to offseason surgery. Gates led the team with 75 catches, 984 yards and nine touchdowns in the '07 regular season, but in the Chargers' playoff opener against Tennessee, he was hit on the ground after a catch and badly injured his big toe. He managed to play in the Divisional Playoffs and the AFC Championship Game, but truly wasn't himself and had to undergo the surgery following the season.

From 2004-07, Gates led the team each season in receptions, yards and touchdown catches. In 2004, he set the NFL record for single-season touchdown catches by a tight end (13). They were the fourth-most in the NFL that season and tied for the second-most by any player in team history. In '05, Gates had his breakout year, setting career-highs with 89 catches and 1,101 yards. He tied Winslow's team record for catches by a tight end and his yards were the most by a Bolts' TE since Winslow's 1,172 in

1983. Besides leading the team, Gates also led all NFL tight ends in catches, yards and touchdowns and he became only the second tight end in NFL history (Todd Christensen, 1983) to rack up 1,100 yards and 10 touchdowns in the same season. 2005 would mark his second-consecutive 10-touchdown season, a first for NFL tight ends and his 23 TDs over the two year span of 2004-05 were the most ever by a tight end. Gates had nine touchdown catches in '06, just missing out on his third-consecutive 10-TD season, but he did again lead all NFL tight ends in touchdowns and receiving yards.

Throughout his career, Gates has been one of the team's most dependable receivers, as evidenced by his 125 career third-down catches, ninth-most among all NFL players and second-most among tight ends.

Off the field, Gates is just as much a giver as he is a receiver. For the last five years, Gates has served as the honorary chairman for the Shoot to Cure HD, a speed free-throw shooting event that raises money for the Huntington's Disease Society of America. He has also served as the host of a holiday event for homeless teens from the San Diego Center for Children, the Clark Teen Center and the Ronald McDonald House. Last December, he hosted a "Shop with a Charger" event for homeless, neglected and abused children from San Diego's Polinsky Center.

Gates' unique route to the NFL is well-chronicled. When he signed with the Chargers in 2003, he had not strapped on shoulder pads since his senior season at Central High School in Detroit. He began his collegiate career at Michigan State under the assumption that he could play both football and basketball. When the school's football coach relented, Gates chose to focus on hoops and decided it was best to leave the East Lansing campus. An up-and-down start to his basketball career sent Antonio bouncing to three different schools before he finally found a home at Kent State. In two seasons for the Golden Flashes, he





helped lead the team to back-to-back conference championships and the "Elite Eight" in the 2002 NCAA Tournament. Gates left the Kent, Ohio campus as the school's sixth all-time scorer. Labeled as a classic "tweener" coming out of college and not likely to be drafted into the NBA, Gates opted to give football another shot and that led to his signing with the Chargers.

In the May 2007 issue of Pro Football Hall of Fame Magazine, Gates was listed as the fourth-best undrafted player in NFL history.

Gates still follows college basketball closely and often participates in pickup games in the open gym at nearby San Diego State. In 2005 he attended his first-ever Final Four, traveling to St. Louis to cheer on Michigan State.

A fan recently asked Gates which sport he might have chosen if he hadn't excelled in football or basketball. Gates said he most likely would've chosen boxing since he comes from a family that is heavily involved in the sport. Gates' paternal grandfather, Henry Hank, was a professional boxer in the 1950s

and '60s. Hank fought 97 professional bouts as a middleweight and light heavyweight, winning 62 of them. His 1962 fight against Joey Giardello was voted the Fight of the Year by Ring Magazine.



Old photos show a striking resemblance between Gates and his grandfather, and many in the family believe it is from Hank that Gates inherited his amazing athletic ability.

Had Gates not opted for a career in athletics, he most likely would've tried his hand as a firefighter. Last year, a group of firefighters attended a training camp practice and one of the most enamored Bolts was Gates. He told them that long ago he'd dreamed of being one of them. Several weeks later, Assistant San Diego Fire Chief Jeff Carle returned to Chargers Park and presented Gates with his very own SDFD firefighters jacket with his own name and number on it.

Gates enjoys watching movies and live comedy shows.



VETERANS & RETURNING PLAYERS

TRANSACTION HISTORY: Signed with Chargers, May 2, 2003...signed six-year contract Aug. 22, 2005.

2008: Pro Bowl selection...48th-career TD catch late in 2Q of NFL International Series game vs. NO in London to move past Charlie Joiner and into third place on team's all-time list...GW TD catch (eight yards) with 6:55 left in 4Q vs. KC Nov.



9...**Chargers Alumni co-Offensive POM for December**...season-high two TD catches Dec. 21 at TB were 50th and 51st of career...became fastest tight end in NFL history (92 games) to catch 50...previous record held by Jerry Smith (100 games) ...also went over 5,000-yard barrier for career on first TD to become second-fastest in league history to mark (Kellen Winslow, 69 games)...made two highlight-reel one-handed catches in Bucs game...led team with playoff-high eight catches in Jan. 5 AFC Wild Card Playoff OT win over Indy...DNP in Pro Bowl (ankle). **2007: Pro Bowl starter...All-AFC by PFW and PFWA**...caught 17-yard half-back-option pass TD from LT in 14-3 Opening Day win over Chicago...**Game Ball from Head Coach Norv Turner** after seven catches, 113 yards and TD Oct. 7 vs. Denver...TD catches of 49 and 31 yards vs. Houston Oct. 28...went over 4,000 career receiving yards in Texans' game (68th of career) to become third-fastest TE in NFL history to 4,000...Kellen Winslow (58 games) and Mike Ditka (67)...also moved into eighth on team's all-time receiving list and sixth on team's career TD catches list...two more TD catches vs. Baltimore Nov. 25 (41 and 42) moved him into fifth on team's TD rec.



list...also vs. Ravens, moved into seventh on team's rec. yards list...game-tying TD catch (two yards) with nine seconds left in 4Q of OT win at Tennessee Dec. 9...in OT, secured 11-yard catch on 3rd-and-4 during GW TD drive...left AFC Wild Card Playoffs vs. Tennessee with toe injury...played in Divisional Playoffs and Championship Game with injured toe, but DNP in Pro Bowl. **2006: Pro Bowl...first-team All-Pro by AP, Sporting News, USA Today Sports Weekly, PFW and PFWA, SI and SI.com, and ESPN.com...All-AFC by PFW and PFWA...NFL.com All-Interview**...57-yard catch-and-run TD in 1Q at SF Oct. 15, then second-longest of career...caught 19-yard TD pass from LT in 21-14 win over Oakland Nov. 26...**Chargers Alumni POW** after 104 yards and two TD catches Dec. 10 vs. Denver...first-career 100-yard game and TDs vs. Broncos...team-leading ninth TD catch (33 yards) in Dec. 31 season finale vs. Arizona... team's leading receiver in Jan. 14 AFC Playoffs vs. NE. **2005: Pro Bowl starter...first-team All-Pro by AP, Sporting News, SI and SI.com, ESPN.com, PFW and PFWA, and USA Today Sports Weekly...Chargers co-Offensive POY...PFW Midseason All-Pro**...DNP Wk 1 vs. Dallas due to roster exemption...**Chargers Alumni POW** after season-high 10 catches and 145 yards vs. KC Oct. 30, along with career-high-tying with three TD catches...eight catches and 132 yards one week later at NY Jets Nov. 6...27-yard TD catch for 14-3 lead over Buffalo Nov. 20, but inj. foot in early 3Q and DNR...started following week at Washington and 24-yard catch on first play of OT immediated preceded GW 41-yard TD run...123 yards vs. Miami Dec. 11 to

list...also vs. Ravens, moved into seventh on team's rec. yards list...game-tying TD catch (two yards) with nine seconds left in 4Q of OT win at Tennessee Dec. 9...in OT, secured 11-yard catch on 3rd-and-4 during GW TD drive...left AFC Wild Card Playoffs vs. Tennessee with toe injury...played in Divisional Playoffs and Championship Game with injured toe, but DNP in Pro Bowl.



2006: Pro Bowl...first-team All-Pro by AP, Sporting News, USA Today Sports Weekly, PFW and PFWA, SI and SI.com, and ESPN.com...All-AFC by PFW and PFWA...NFL.com All-Interview...57-yard catch-and-run TD in 1Q at SF Oct. 15, then second-longest of career...caught 19-yard TD pass from LT in 21-14 win over Oakland Nov. 26...**Chargers Alumni POW** after 104 yards and two TD catches Dec. 10 vs. Denver...first-career 100-yard game and TDs vs. Broncos...team-leading ninth TD catch (33 yards) in Dec. 31 season finale vs. Arizona... team's leading receiver in Jan. 14 AFC Playoffs vs. NE.



2005: Pro Bowl starter...first-team All-Pro by AP, Sporting News, SI and SI.com, ESPN.com, PFW and PFWA, and USA Today Sports Weekly...Chargers co-Offensive POY...PFW Midseason All-Pro...DNP Wk 1 vs. Dallas due to roster exemption...**Chargers Alumni POW** after season-high 10 catches and 145 yards vs. KC Oct. 30, along with career-high-tying with three TD catches...eight catches and 132 yards one week later at NY Jets Nov. 6...27-yard TD catch for 14-3 lead over Buffalo Nov. 20, but inj. foot in early 3Q and DNR...started following week at Washington and 24-yard catch on first play of OT immediated preceded GW 41-yard TD run...123 yards vs. Miami Dec. 11 to



Continued next page



VETERANS & RETURNING PLAYERS



raise season total to new career-high of 997...career-high 13 catches vs. Dolphins, including eight-yard TD catch with 15 seconds left in 4Q. **2004: Pro Bowl starter...first-team All-Pro by AP, Football Digest, Sporting News, SI and SI.com... second-team All-Pro by College & Pro Football Newsweekly...All-NFL, All-AFC and All-Pro second-team by PFW and PFWA...NFL Alumni Association TE of Year...Chargers Offensive POY...** season-high eight catches and 123 yards in season opener at Houston...**Chargers Alumni POW** after season-high three TD catches vs. New Orleans Nov. 7...first Chargers receiver with three TD catches in game since 1997 (Tony Martin vs. Baltimore) and first three-TD game by Bolts TE since 1983 (Kellen Winslow vs. Kansas City)... two TDs at KC Nov. 28 (10th and 11th of season) to set new team record for TEs, surpassing mark of 10 set by Winslow and Willie Frazier...TD catches vs. Chiefs raised total to eight in last four games, tying Wes Chandler for most in team history in four-game stretch...both TDs vs. Chiefs in 4Q, (18 and 11 yards)... career-long 72-yard TD catch in AFC West-clinching win at Cleveland Dec. 19...12th TD catch of season tied NFL record for TEs...four-yard TD catch at Indianapolis Dec. 26 was 13th of season to set new NFL record for TEs...DNP

vs. KC Jan. 2...one-yard TD catch with 11 seconds left in 4Q forced OT in Wild Card Playoffs vs. NY Jets...also caught 21 and 44-yard passes during GT drive...12-yard TD catch from Peyton Manning for 28-7 lead in 2Q during 38-27 Pro Bowl win Feb. 13. **2003:** First-career TD catch vs. Minnesota Nov. 9 (4 yards) from Doug Flutie...18-yard TD pass from Flutie on final play of KC game Nov. 30... season-high 117 yards vs. GB Dec. 14, including season-long 48-yard catch... became first Chargers rookie with 100-yard receiving game since 1989 (Wayne Walker at Washington).

COLLEGE: AP honorable mention All-America following senior season when he averaged 20.6 points and 7.7 rebounds at Kent State...first-team All-MAC and runner-up for MAC POY honors...led KSU to back-to-back MAC East Division titles (2001-02 and 2002-03)...sixth in school history with 1,216 points...spent first college semester at Michigan State...transferred to Eastern Michigan for spring semester in 1999, averaging 10.2 ppg and team-leading 7.4 rpg...transferred to College of Sequoias in California for 2000-01 season but DNP...general studies major.

PERSONAL: Born June 18, 1980 in Detroit, Michigan... led Detroit Central HS to Class A state championship as senior...first-team all-state in FB and BKB.

ANTONIO GATES' ALL-PRO HONORS



Five-time Pro Bowl selection
(2004-08 seasons)



Three-time All-Pro by Sporting News
(2004-06)



Three-time All-Pro by Associated Press
(2004-06)



Three-time All-Pro by Pro Football Weekly and Professional Football Writers of America
(2004-06)



Two-time All-Pro by USA Today Sports Weekly
(2005-06)



Three-time All-Pro by Sports Illustrated and SI.com
(2004-06)



Two-time All-Pro by ESPN.com
(2005-06)



All-Pro by Football Digest
(2004)

Regular Season		Receiving					Special Teams
Year	Team	G-S	No.-Yds.	Avg.	Long	TD	Tackles
2003	San Diego	15-11	24-389	16.2	48	2	4
2004	San Diego	15-15	81-964	11.9	72t	13	0
2005	San Diego	15-15	89-1,101	12.4	38	10	0
2006	San Diego	16-16	71-924	13.0	57t	9	0
2007	San Diego	16-16	75-984	13.1	49t	9	0
2008	San Diego	16-16	60-704	11.7	34	8	0
Totals		93-89	400-5,066	12.7	72t	51	4



Post Season

Year	Team	G-S	Receiving No.-Yds.	Avg.	Long	TD
2004	San Diego	1-1	6-89	14.8	44	1
2006	San Diego	1-1	6-61	10.2	19	0
2007	San Diego	3-2	6-60	10.0	23	0
2008	San Diego	2-2	13-146	11.2	30	0
	Postseason	7-6	31-356	11.5	44	1

Single-game Highs

Receptions — 13, vs. Miami, Dec. 11, 2005
 Receiving Yards — 145, vs. Kansas City, Oct. 30, 2005
 Receiving Long — 72t, at Cleveland, Dec. 19, 2004
 Receiving TDs — 3, twice, Last: vs. Kansas City, Oct. 30, 2005
 Receiving Long TD — 72t, at Cleveland, Dec. 19, 2004

Postseason Single-game Highs

Receptions — 8, vs. Indianapolis, Jan. 3, 2009
 Receiving Yards — 89, vs. New York Jets, Jan. 8, 2005
 Receiving Long — 44, vs. New York Jets, Jan. 8, 2005
 Receiving TDs — 1, vs. New York Jets, Jan. 8, 2005
 Receiving Long TD — 1t, vs. New York Jets, Jan. 8, 2005

100-Yard Receiving Games (11)

Date	Opponent	W-L	No.-Yds.	Avg.	Long	TD
12/14/03	Green Bay	L	5-117	23.4	48	0
09/12/04	at Houston	W	8-123	15.4	29	0
11/21/04	at Oakland	W	8-101	12.6	28	1
10/02/05	at New England	W	6-108	18.0	38	0
10/30/05	Kansas City	W	10-145	14.5	35t	3
11/06/05	at New York Jets	W	8-132	16.5	29	0
12/11/05	Miami	L	13-123	9.5	25	1
12/10/06	Denver	W	7-104	14.9	26	2
09/23/07	at Green Bay	L	11-113	10.3	26	0
10/07/07	at Denver	W	7-113	16.1	34	1
11/25/07	Baltimore	W	6-105	17.5	35t	2

Multi-Touchdown Games (9)

Date	Opponent	W-L	No.-Yds.	Avg.	Long	TD
10/10/04	Jacksonville	W	8-93	11.6	29	2
10/31/04	Oakland	W	5-63	12.6	29	2
11/07/04	New Orleans	W	5-56	11.2	29	3
11/28/04	at Kansas City	W	7-92	13.1	27	2
10/30/05	Kansas City	W	10-145	14.5	35t	3
12/10/06	Denver	W	7-104	14.9	26	2
10/28/07	Houston	W	3-92	30.7	49t	2
11/25/07	Baltimore	W	6-105	17.5	35t	2
12/21/08	at Tampa Bay	W	4-43	10.8	15t	2

Receptions by Opponent (incl. playoffs)

Opponent	No.	Yards	Avg.	Long	TD	Opponent	No.	Yards	Avg.	Long	TD
Arizona (1)	4	56	14.0	33t	1	Minnesota (2)	4	65	16.3	26	1
Atlanta (2)	9	107	11.9	23	0	New England (5)	25	298	11.9	38	2
Baltimore (2)	10	146	14.6	35t	2	New Orleans (2)	11	152	13.8	30	4
Buffalo (3)	16	222	13.9	27t	2	New York Giants (1)	6	92	15.3	23	1
Carolina (2)	11	122	11.1	24t	1	New York Jets (4)	20	285	14.3	44	2
Chicago (2)	9	107	11.9	19	1	Oakland (12)	45	583	13.0	29	7
Cincinnati (2)	6	81	13.5	27	0	Philadelphia (1)	8	72	9.0	16	1
Cleveland (3)	3	94	31.3	72t	1	Pittsburgh (5)	20	249	12.5	22t	2
Denver (12)	43	563	13.1	34	3	St. Louis (1)	5	66	13.2	27	0
Detroit (2)	3	26	8.7	10	0	San Francisco (1)	5	78	15.6	57t	1
Green Bay (2)	16	230	14.4	48	0	Seattle (1)	2	63	31.5	38	0
Houston (2)	11	215	19.5	49t	2	Tampa Bay (2)	5	60	12.0	17	2
Indianapolis (6)	29	247	8.5	30	1	Tennessee (4)	19	184	9.7	28	2
Jacksonville (3)	13	155	11.9	29	3	Washington (1)	3	39	13.0	24	0
Kansas City (10)	56	630	11.3	35t	9	Totals (100)	431	5,422	12.6	72t	52
Miami (3)	14	135	9.6	25	1	Total number of games against each opponent in parenthesis.					



VETERANS & RETURNING PLAYERS





VETERANS & RETURNING PLAYERS



2008 Game-By-Game Receiving

Date	Opponent	No.	Yards	Avg.	Long	TD	TDs
09/07	Carolina*	4	61	15.3	24t	1	24t
09/14	at Denver*	4	61	15.3	25	0	
09/22	New York Jets*	2	25	12.5	19	1	6t
09/28	at Oakland*	5	58	11.6	20	1	9t
10/05	at Miami*	1	12	12.0	12	0	
10/12	New England*	4	35	8.8	22	1	1t
10/19	at Buffalo*	4	55	13.8	19	0	
10/26	at New Orleans*	6	96	16.0	30	1	12t
11/09	Kansas City*	8	66	8.3	15	1	8t
11/16	at Pittsburgh*	2	10	5.0	6	0	
11/23	Indianapolis*	3	28	9.3	13	0	
11/30	Atlanta*	3	27	9.0	11	0	
12/04	Oakland*	0	0	0.0	0	0	
12/14	at Kansas City*	7	78	11.1	23	0	
12/21	at Tampa Bay*	4	43	10.8	15t	2	15t, 5t
12/28	Denver*	3	49	16.3	34	0	
Totals		60	704	11.7	34	8	
01/03	Indianapolis*+	8	87	10.9	30	0	
01/11	at Pittsburgh*+	5	59	11.8	21	0	
Totals		13	146	11.2	30	0	

2007 Game-By-Game Receiving

Date	Opponent	No.	Yards	Avg.	Long	TD	TDs
09/09	Chicago*	9	107	11.9	19	1	17t
09/16	at New England*	7	77	11.0	22	1	12t
09/23	at Green Bay*	11	113	10.3	26	0	
09/30	Kansas City*	6	79	13.2	27	0	
10/07	at Denver*	7	113	16.1	34	1	9t
10/14	Oakland*	3	58	19.3	28	0	
10/28	Houston*	3	92	30.7	49t	2	49t, 31t
11/04	at Minnesota*	1	10	10.0	10	0	
11/11	Indianapolis*	3	26	8.7	14	0	
11/18	at Jacksonville*	4	54	13.5	24t	1	24t
11/25	Baltimore*	6	105	17.5	35t	2	35t, 25t
12/02	at Kansas City*	1	-1	-1.0	-1	0	
12/09	at Tennessee*	6	57	9.5	17	1	2t
12/16	Detroit*	1	8	8.0	8	0	
12/24	Denver*	1	24	24.0	24	0	
12/30	at Oakland*	6	62	10.3	21	0	
Totals		75	984	13.1	49t	9	
01/06	Tennessee*+	2	15	7.5	16	0	
01/13	at Indianapolis+	2	28	14.0	23	0	
01/20	at New England*+	2	17	8.5	9	0	
Totals		6	60	10.0	23	0	

2006 Game-By-Game Receiving

Date	Opponent	No.	Yards	Avg.	Long	TD	TDs
09/11	at Oakland*	2	26	13.0	22	1	4t
09/17	Tennessee*	4	55	13.8	28	0	
10/01	at Baltimore*	4	41	10.3	18	0	
10/08	Pittsburgh*	3	55	18.3	22t	1	22t
10/15	at San Francisco*	5	78	15.6	57t	1	57t
10/22	at Kansas City*	9	63	7.0	21	1	1t
10/29	St. Louis*	5	66	13.2	27	0	
11/05	Cleveland*	2	22	11.0	15	0	
11/12	at Cincinnati*	5	69	13.8	27	0	
11/19	at Denver*	5	48	9.6	17	0	
11/26	Oakland*	6	81	13.5	27	1	19t
12/03	at Buffalo*	7	90	12.9	26	1	11t
12/10	Denver*	7	104	14.9	26	2	12t, 7t
12/17	Kansas City*	1	7	7.0	7	0	
12/24	at Seattle*	2	63	31.5	38	0	
12/31	Arizona*	4	56	14.0	33t	1	33t
Totals		71	924	13.0	57t	9	
01/14	New England*+	6	61	10.2	19	0	

2005 Game-By-Game Receiving

Date	Opponent	No.	Yards	Avg.	Long	TD	TDs
09/11	Dallas						Roster Exempt
09/18	at Denver*	6	80	13.3	24	0	
09/25	New York Giants*	6	92	15.3	23	1	14t
10/02	at New England*	6	108	18.0	38	0	
10/10	Pittsburgh*	5	61	12.2	20	1	11t
10/16	at Oakland*	2	17	8.5	16	0	
10/23	at Philadelphia*	8	72	9.0	16	1	8t
10/30	Kansas City*	10	145	14.5	35t	3	19t, 20t, 35t
11/06	at New York Jets*	8	132	16.5	29	0	
11/20	Buffalo*	5	77	15.4	27t	1	27t
11/27	at Washington*	3	39	13.0	24	0	
12/04	Oakland*	4	51	12.8	19	1	6t
12/11	Miami*	13	123	9.5	25	1	8t
12/18	at Indianapolis*	6	29	4.8	10	0	
12/24	at Kansas City*	4	52	13.0	22	1	18t
12/31	Denver*	3	23	7.7	12	0	
Totals		89	1,101	12.4	38	10	

2004 Game-By-Game Receiving

Date	Opponent	No.	Yards	Avg.	Long	TD	TDs
09/12	at Houston*	8	123	15.4	29	0	
09/19	New York Jets*	4	39	9.8	14	0	
09/26	at Denver*	4	30	7.5	10	0	
10/03	Tennessee*	7	57	8.1	12	1	11t
10/10	Jacksonville*	8	93	11.6	29	2	1t, 11t
10/17	at Atlanta*	6	80	13.3	23	0	
10/24	at Carolina*	7	61	8.7	14	0	
10/31	Oakland*	5	63	12.6	29	2	5t, 1t
11/07	New Orleans*	5	56	11.2	29	3	12t, 7t, 2t
11/21	at Oakland*	8	101	12.6	28	1	11t
11/28	at Kansas City*	7	92	13.1	27	2	18t, 11t
12/05	Denver*	3	31	10.3	13	0	
12/12	Tampa Bay*	1	17	17.0	17	0	
12/19	at Cleveland*	1	72	72.0	72t	1	72t
12/26	at Indianapolis*	7	49	7.0	20	1	4t
01/02	Kansas City						Inactive
Totals		81	964	11.9	72t	13	
01/08	New York Jets*+	6	89	14.8	44	1	1t

2003 Game-By-Game Receiving

Date	Opponent	No.	Yards	Avg.	Long	TD	TDs
09/07	at Kansas City						Inactive
09/14	Denver	0	0	0.0	0	0	
09/21	Baltimore	0	0	0.0	0	0	
09/28	at Oakland	2	30	15.0	17	0	
10/05	at Jacksonville*	1	8	8.0	8	0	
10/19	at Cleveland*	0	0	0.0	0	0	
10/27	Miami	0	0	0.0	0	0	
11/02	at Chicago*	0	0	0.0	0	0	
11/09	Minnesota*	3	55	18.3	26	1	4t
11/16	at Denver*	0	0	0.0	0	0	
11/23	Cincinnati*	1	12	12.0	12	0	
11/30	Kansas City*	3	49	16.3	18t	1	18t
12/07	at Detroit*	2	18	9.0	10	0	
12/14	Green Bay*	5	117	23.4	48	0	
12/21	at Pittsburgh*	5	64	12.8	20	0	
12/28	Oakland*	2	36	18.0	28	0	
Totals		24	389	16.2	48	2	

* Denotes starter
+ Denotes postseason game



24 CLETIS GORDON

Cornerback
6-1, 205
4th NFL Season
4th with Chargers

Jackson State
Free Agent - '06
Amite HS
Amite City, La.

Cletis "Flash" Gordon, a former undrafted free agent from Jackson State who possesses great speed and athleticism, has become one of the Chargers' top special teams performers and a dependable backup in the secondary. Gordon ended up seeing the most action of 2008 in the Chargers' Divisional Playoff game at Pittsburgh when he was called upon to fill in for an injured Quentin Jammer.

Gordon is the third member of his family to play in the NFL. His older cousin, Alan Ricard, played fullback for the Baltimore Ravens and Alan's younger brother, Lester, played quarterback for the Jacksonville Jaguars. Cletis and Lester were teammates at Amite (La.) High School, where Cletis was the team's star wide receiver and Lester was its quarterback.

Here in San Diego, Cletis isn't the only Gordon in the Chargers' locker room. On occasion, his brother,



Kevin, an accomplished barber, stops by and offers haircuts for Gordon's teammates and anyone else in the organization in need of a trim. Speaking of the locker room, it's not difficult to spot Cletis' dressing cubicle as it features a figurine of the fictional character "Flash Gordon."

Gordon grew up in Louisiana, but was a big fan of

the Dallas Cowboys. His favorite players were Tony Dorsett and Deion Sanders. As a child, he had an extensive collection of football, baseball and basketball cards.

Gordon enjoys spending time with his family in Amite and his teammates in San Diego. Last April, Gordon traveled to Tallahassee, Florida to coach youngsters at teammate Antonio Cromartie's football camp. In May, Cromartie returned the favor, traveling with Gordon to Amite to lend his expertise at Cletis' Flash24 Youth Football Camp. Gordon's first-ever camp in Amite attracted nearly 250 kids, who were put through a battery of football drills at the city's Russell Memorial Stadium. As a child, Gordon worked to save money so that he could attend football camps and he made a pledge that if he made it to the NFL, then he would offer a free camp for kids. He stayed true to his word.

Gordon's hobbies include basketball, golf, watching movies, bowling and shopping. He is also a local spokesperson for Mothers Against Drunk Driving (MADD) and makes regular appearances in San Diego schools to warn youth about the dangers of drinking and driving.



TRANSACTION HISTORY: Signed with Chargers, May 10, 2006...re-signed one-year contracts, April 2, 2008 and April 14, 2009.

2008: Drew first start of season Nov. 9 against KC, but inj. ankle and DNR...INA Wks 10-11...took over at LCB for Quentin Jammer after he injured his ankle and hamstring in Jan. 11 AFC Divisional Playoffs at Pittsburgh, collecting five tackles. **2007:** TD saving tackle on special teams in 1Q at Minnesota Nov. 4, chasing down Aundrae Allison after 62 yard return. **2006:** Handled PR and KOR in Dec. 31 season finale against Arizona.

COLLEGE: First-team All-SWAC as senior...set record with 95-yard KOR for TD in 2003 Circle City Classic vs. Florida A&M...finished career with 691 yards receiving and nine TDs, 492 yards and two scores on PR, 1,508 yards and two TDs on KOR...INT 11 passes with three TD returns...final defensive stats included 98 tackles, 4.5 TFLs and 16 PBUs...played at Jackson State from 2001-05...psychology major.

PERSONAL: Born in Amite City, Louisiana...all-district choice at Amite HS...also lettered in basketball.

Regular Season		G-S	Tack.-Asst.	Total	Sacks-Yds.	Int.-Yds.	Long	TD	Pass Def.	Fumbles For.-Rec.	Special Teams TFL	Tackles
Year	Team											
2006	San Diego	2-0	1-0	1	0-0	0-0	0	0	0	0-0	0	0
2007	San Diego	14-0	4-4	8	0-0	0-0	0	0	1	0-0	0	8
2008	San Diego	14-1	7-1	8	0-0	0-0	0	0	1	0-0	0	4
Totals		30-1	12-5	17	0-0	0-0	0	0	2	0-0	0	12

Continued next page

VETERANS & RETURNING PLAYERS



Postseason

Year	Team	G-S	Tack.-Asst.	Total	Sacks-Yds.	Int.-Yds.	Long	TD	Pass	Fumbles	Special Teams	
									Def.	For.-Rec.	TFL	Tackles
2007	San Diego	2-0	0-0	0	0-0	0-0	0	0	0	0-0	0	1
2008	San Diego	2-0	3-2	5	0-0	0-0	0	0	0	0-0	0	1
Totals		4-0	3-2	5	0-0	0-0	0	0	0	0-0	0	2

Regular Season - Kickoff Returns

Year	No.-Yds.	Avg.	Long	TD
2006	2-55	27.5	32	0
2008	1-18	18.0	18	0

Punt Returns

No.-Yds.	FC	Avg.	Long	TD
3-12	1	4.0	6	0
0-0	0	0.0	0	0



VETERANS & RETURNING PLAYERS



28
STEVE GREGORY

<p>Safety 5-11, 195 4th NFL Season 4th with Chargers</p>	<p>Syracuse Free Agent - '06 Curtis HS Staten Island, N.Y.</p>
---	---

Another of the Chargers' outstanding special teams players, Steve Gregory has continued to see more time on defense. He made his first four career starts and had a career-high 29 tackles in 2008. Prior to the season, Gregory expected to see his role continue to grow as the Chargers and General Manager A.J. Smith inked the former Syracuse star to a new four-year contract thru 2011. Gregory worked his way onto the Chargers' roster as an undrafted free agent and his ability to play both cornerback and safety make him an asset to the defense.

Shortly after signing his new contract, Gregory teamed up with the nonprofit Athletes for Education Foundation to start the "SG Squad" with his longtime girlfriend and former Syracuse field hockey star, Rosanne Geraty. The Foundation's goal is to promote fitness, education and healthy lifestyles for the students, educators and administrators in the San Ysidro School District, an area south of San Diego near the Mexican border. It rewards the hardest working students



with school supplies, clothing and Chargers tickets. Similarly, the SG Squad has lent its assistance to the Little Falls High School football team in Little Falls, New York. Last November, Gregory received the President's Volunteer Service Award from the President's Council on Physical Fitness for his work with the SG Squad.

Gregory grew up in Staten Island, New York and his family still resides there. His father, Steve, and stepmother, Judy, are both retired from the New York Police Department, however both were on active duty when the terror attacks of 9/11 struck New York City. His brother, Anthony, also makes his home in New York City, working as a chef at the Four Seasons Hotel in Manhattan.

Steve's hobbies include golf, video games, movies, pool, bowling, darts and poker. He played baseball through high school as a shortstop and center fielder and had tryouts with the New York Mets and New York Yankees before enrolling at Syracuse to pursue a career on the college gridiron.

TRANSACTION HISTORY: Signed with Chargers, May 8, 2006...waived Sept. 2 and re-signed to practice squad, Sept. 4, 2006...signed to active roster, Sept. 30, 2006...re-signed one-year contract, March 17, 2008 and signed four-year contract extension thru 2011, Aug. 25, 2008.

2008: Apparent INT overturned by replay challenge in Oct. 26 game vs. NO in London's Wembley Stadium...stinger Wk 9 vs. KC and INA Wk 10 at Pittsburgh...saw extensive action in Atlanta game Wk 12 after Clinton Hart suffered stinger in first half...started Dec. 4 vs. Oakland and Dec. 14 at KC for Hart. **2007:** Textbook open-field tackle late in 2Q of Nov. 11 game vs. Indy forced 42-yard field goal try, which Colts missed, allowing Chargers to preserve 23-7 lead at half. **2006:** Spent Weeks 1-2 on PS and played Wks 3-16 and

playoffs...first-career game Oct. 1 at Baltimore, took over at CB for injured Quentin Jammer in 4Q and made great play to break up deep 3rd down pass on first play...led team with season-high three STTs vs. St. Louis Oct. 29 and vs. Denver Dec. 10.

COLLEGE: Four-year starter played three seasons at CB and spent junior year as WR...third in school history with 40 PBUs, including single-game school-record six vs. UNC in '02...finished career with 168 TT, six INTs and two FFs...blocked five kicks during career, tied for second all-time...Freshman All-America and All-Big East after leading nation's frosh with 21 PBUs...Big East ST POW in '02 after game vs. UCF...redshirted in '01...played at Syracuse from 2001-05...degrees in finance and marketing.



PERSONAL: Born in Brooklyn, New York...Newsday and New York Daily News all-city WR at Curtis HS in Staten Island....selected to NY squad for '01 Governor's Bowl...MSG Network/Downtown Athletic Club/Heisman Trophy Tri-State All-Star as senior after rushing for

borough-record 2,060 yards...also Al Fabbri Award as Staten Island's best player...played on NY PSAL championship teams as soph and junior...scored 51 TDs and had 184 TTs and five INTs on defense.

Regular Season							Pass	Fumbles	Special Teams		
Year	Team	G-S	Tack.-Asst.	Total	Sacks-Yds.	Int.-Yds. Long	TD	Def.	For.-Rec.	TFL	Tackles
2006	San Diego	14-0	0-0	0	0-0	0-0	0	1	0-0	0	12
2007	San Diego	16-0	2-0	2	0-0	0-0	0	1	0-0	0	9
2008	San Diego	15-3	24-5	29	0-0	0-0	0	4	0-0	1	4
Totals		45-3	26-5	31	0-0	0-0	0	6	0-0	1	25

Postseason							Pass	Fumbles	Special Teams		
Year	Team	G-S	Tack.-Asst.	Total	Sacks-Yds.	Int.-Yds. Long	TD	Def.	For.-Rec.	TFL	Tackles
2006	San Diego	1-0	0-0	0	0-0	0-0	0	0	0-0	0	0
2007	San Diego	3-0	0-0	0	0-0	0-0	0	0	0-0	0	0
2008	San Diego	2-1	3-3	6	0-0	0-0	0	1	0-0	0	0
Postseason		6-1	3-3	6	0-0	0-0	0	1	0-0	0	0

Additional Statistics

Special Teams Fumble Recoveries — 2006, 1.



96

KEITH GRENNAN

<p>Defensive End 6-4, 298 2nd NFL Season 3rd with Chargers</p>	<p>Eastern Washington Free Agent - '07 Woodway HS Edmonds, Wash.</p>
---	---

Keith Grennan realized a dream when he got a chance to play in the NFL in 2008, but his opportunity was short lived. After spending more than a year-and-a-half on the Chargers' practice squad, he was signed to the active roster and played in the Bolts' Nov. 23 game against Indianapolis. However, a postgame evaluation revealed a broken bone in his foot and Grennan was placed in a boot and spent the rest of the season on "Reserve-Injured." With a healthy foot, he will now try again to return to the field for the '09 season.

Grennan was raised in Washington in a family of fishermen. His dad, Casey, spent seven-plus years crab

fishing on the Bering Sea, long before the days of the popular television show "Deadliest Catch." His grandfather on his mother's side, Don Johnson, was a pitcher in the major leagues in the 1940s and '50s. He spent four years with the Yankees, winning a World Series as a rookie in 1947. Grennan's mother, Lori, helped pick out a verse of scripture, Matthew 7-13, that he has tattooed on his right arm.

Grennan and his wife, Kristi, were married in March 2008. She is the sister of one of his former teammates from Central Washington.



TRANSACTION HISTORY: Signed with Chargers, May 4, 2007...waived Sept. 1 and signed to practice squad, Sept. 3, 2007...re-signed, Jan. 25, 2008...waived Aug. 30 and re-signed to practice squad, Sept. 1, 2008...signed to active roster, Nov. 22, 2008.

2008: Played in first-career game vs. Indy Nov. 23...diagnosed with leg injury following week and placed on "Reserve-Injured" list Nov. 29. **2007:** Spent entire season, including playoffs on practice squad.

COLLEGE: Honorable Mention All-Big Sky as senior...team's Defensive POW and Hit of Week recipient following two-sack game Oct. 7, 2006 vs. Montana...Big Play of Week Award following Nov. 12, 2005 game vs. Montana State...Offensive Scout POY and Scout Team POW three times in '04...redshirted in '02...played TE in 2003 at Central Washington University...played at EWU from 2004-06...degree in interdisciplinary studies.

PERSONAL: Born in Edmonds, Washington...all-league performer at Woodway HS in Edmonds.

Regular Season							Pass	Fumbles	Special Teams		
Year	Team	G-S	Tack.-Asst.	Total	Sacks-Yds.	Int.-Yds. Long	TD	Def.	For.-Rec.	TFL	Tackles
2008	San Diego	1-0	0-0	0	0-0	0-0	0	0	0-0	0	0



VETERANS & RETURNING PLAYERS





61

NICK HARDWICK

Center
6-4, 295
6th NFL Season
6th with Chargers

Purdue
Draft 3B - '04
Lawrence North HS
Indianapolis, Ind.

Nick Hardwick is back. That means lots of hellos and handshakes around the locker room, where his enthusiasm and smile are infectious. The same couldn't be said a year ago when he was rehabilitating from surgery for a severely sprained right foot that kept him on the sidelines for the entire 2008 offseason and even the first three games of the regular season. Though it took him a while, Hardwick slowly regained his Pro Bowl form and ended up starting the last 13 regular season games and both of the Chargers' postseason contests.

Coincidentally, last year's surgery was performed the day he and his wife Jayme were due to leave for a trip to Maui and Australia. The operation and the four to six-month rehabilitation period forced them to cancel their plans. Though they didn't make it to Australia, a healthy Hardwick was able to take his wife along to the NFL's Player Association Meetings in Maui and the couple also vacationed in Jamaica this year.

Hardwick is a key cog in the offensive line. In addition to his responsibilities as a run blocker, he plays a huge role in pass protection and calling out the blocking signals for the entire offensive line. A starter since his rookie season of 2004, he helped the Chargers rush for more than 2,000 yards his first four seasons in the lineup, including a team-record 2,578-yard season in '06. With Hardwick leading the way, LaDainian Tomlinson was named the NFL's Most Valuable Player during that same '06 season and won NFL rushing titles following the '06 and '07 seasons.

Hardwick's route to the NFL is not a common one. A standout prep wrestler, he enrolled at Purdue intent on wrestling for the Boilermakers. That all changed however after former Chargers QB Drew Brees led the Boilermakers to the 2001 Rose Bowl and Hardwick saw the excitement that it generated on the West



Lafayette, Indiana campus. The following fall, he decided to walk on to the school's football team. A year after earning a spot as a defensive tackle on the scout team, Hardwick became the team's starting center and earned all-conference honors. In 2004, the Chargers made him a third-round draft pick and he's been a starter ever since. Wife, Jayme, is also a former Boilermaker, having played soccer for Purdue's women's team.

Hardwick still maintains close ties to his alma mater. In 2007, he endowed a football scholarship at the school that will be given annually to a walk-on player who earns a scholarship just as he did. And last June, he returned to West Lafayette to receive the Drew Brees Mental Attitude Award, presented by the Joe Tiller/Northwest Indiana Chapter of the National Football Foundation. Hardwick became the fourth former Boilermaker to receive the award. The winner each year is chosen by Brees and recognizes an athlete who exemplifies exceptional mental attitude.

Hardwick expanded on his own mental and educational capacities this past offseason, also making time to attend the NFL Business and Entrepreneurial Program at the Wharton School at the University of Pennsylvania. A special program for NFL players and front office employees, Hardwick spent a week learning a broad range of business topics from some of the most well-known educators from around the country.

Nick enjoys a wide range of extreme sports including surfing, snowboarding and skateboarding. The 300-pounder often can be seen paddling out on his 10-foot Ace longboard at Tourmaline Street Beach, one of San Diego's premier longboard surfing spots. The Point Loma resident also enjoys skateboarding and rides his long skateboard on the boardwalks of San Diego's beaches.

TRANSACTION HISTORY: Third-round pick (66), April 24, 2004...signed three-year contract July 29, 2004 and new six-year contract through 2011, June 16, 2006.

2008: Pro Bowl third-alternate...INA Wks 1-3 while recovering from offseason foot surgery...returned to starting lineup Week 4 at Oakland...left KC game Wk 14 in 3Q after suffering concussion...returned to start-

ing lineup following week when Philip Rivers threw career-high four TDs in 41-24 win at TB Dec. 21...anchored team-record 289-yard rushing performance in AFC West clinching win over Denver Dec. 28 ...blocked for 167-yard rush night in Jan. 5 AFC Wild Card Playoff win over Indy as Bolts scored GW TD on 22-yard run in OT. **2007: USA Today Sports Weekly All-NFL and USA Today All-Joe...Pro Bowl second-**



alternate...Oct. 7 at Denver, OL cleared way for 214 yards rushing...injured foot Oct. 14 game vs. Raiders and left contest...INA Wks 7-10...returned to starting lineup Nov. 25 vs. Baltimore...anchored 191-yard rushing day in 24-10 win at KC Dec. 2, including rush TDs of 31 and 28 yards in 3Q and 4Q to break 10-10 tie...blocked for 274 yard rush game vs. Detroit Dec. 16, then second-highest total in team history...line also DNA any sacks vs. Lions...OL DNA any sacks in Jan. 13 AFC Divisional Playoff win at Indy and group had perfect blocks as Billy Volek scored GW TD on one-yard QB sneak. **2006: Pro Bowl selection**... cleared way for 241-yard rushing day and three TDs without giving up any sacks vs. Tennessee Sept.



17...cleared way for 150 yards rushing Wk 3 vs. Baltimore, which was ranked No. 1 in NFL vs. run and only surrendering 34.3 rush ypg coming into contest...set tone for big day vs. St. Louis Oct. 29 as Bolts rushed for 216 yards...starting five named **Chargers Alumni POW** after Nov. 19 win at Denver...anchored 265-yard rush game, then fifth-most in team history, in 20-9 win over KC Dec. 17. **2005:** Paved way for 268 yards rushing, then third-best in team history, and DNA any sacks vs. NY Giants in ESPN SNF game Sept. 25...line DNA any sacks for

second-consecutive week and helped Chargers rush for 183 yards in Oct. 2 win at NE that ended Patriots' NFL-record 21-game home winning streak...left Oakland game Oct. 16 with high ankle sprain...INA Wks 7-9...returned to starting lineup Wk 10 vs. Buffalo... created running lanes for 202-yard rushing effort, including GW TD run in OT, at Washington Wk 11 ...in 26-17 win at Indianapolis Dec. 18, OL helped team rush for 206 yards. **2004: ESPN.com All-Rookie**...left Tennessee game Oct. 3 with knee injury...INA Wks 5-6...**Chargers Alumni POW** along with fellow starting OL following Nov. 28 win at KC... left playoff game vs. NY Jets with ankle injury... returned for one play and but then suffered knee injury and DNR.

COLLEGE: Second-team All-Big Ten...team Pit Bull Award for tenacity and intensity as senior...Academic All-Big Ten as junior...walked on in 2001 as scout team DT...earned scholarship before junior season... played at Purdue from 2001-03...economics degree.

PERSONAL: Born in Franklin, Indiana...earned three wrestling letters at Lawrence North HS in Indianapolis... member of state championship wrestling team... played football as frosh.

Games Played-Started: **2004** (14-14, San Diego); **2005** (13-13, San Diego); **2006** (16-16; San Diego); **2007** (12-12; San Diego); **2008** (13-13, San Diego); **Total** (68-68).

Postseason Games Played-Started: **2004** (1-1, San Diego); **2006** (1-1, San Diego); **2007** (3-3; San Diego); **2008** (2-2, San Diego); **Total** (7-7).



42

CLINTON HART

<p>Safety 6-0, 208 7th NFL Season 6th with Chargers</p>	<p>Central Florida CC Waivers (Phi.) - '04 South Sumter HS Bushnell, Fla.</p>
--	--

It is often said that good things happen to good people, and Clinton Hart is a perfect example.

To get to this point of his career, Hart traveled down an unconventional path. Now a starting NFL strong safety, Chargers General Manager A.J. Smith rewarded Hart for his persistence and perseverance by re-signing him to a new five-year deal in April 2008 that will keep him in San Diego through the 2012 season.

In 2007, Hart made his debut as the team's starting strong safety and turned in his finest season as a pro. He played a key role as the Chargers led the NFL in interceptions, takeaways and turnover ratio, and advanced to the AFC Championship Game. Hart finished the year tied for ninth in the NFL and was second on the squad with

a career-high five interceptions, including one on the final play of a Nov. 11 game against Indianapolis that helped the Chargers clinch a victory over the defending Super Bowl Champion Colts. Hart backed up his interception totals with a career-best 109 tackles, which led the secondary and ranked third on the team. He also registered his first sack since 2003.

Last season, Hart made his biggest play in the Bolts' Nov. 9 game against Kansas City, breaking up a fourth-quarter two-point conversion attempt to preserve a 20-19 win. He battled hand, shoulder and neck injuries throughout the season that limited his movement on the field.

While Hart is now a starter on defense, special teams is where he originally made his mark. In



VETERANS & RETURNING PLAYERS




**VETERANS &
RETURNING PLAYERS**


2004, he tied for the team lead with 15 special teams tackles and in '06, he led the team outright with 22.

Interestingly, Hart never donned a helmet or shoulder pads in college. Instead, he was a standout on his school's baseball team. At South Sumter High School in Bushnell, Florida, he played both football and baseball, but after graduating, Hart enrolled at Central Florida Community College to play baseball and stay close to his family.

It seems Hart was always destined to play football. During college, he used to bring a football to baseball practice to warm up his arm. The coaches teased him that he was playing the wrong sport.

In 2000, Hart had a tryout with the Tallahassee Thunder of AFL2 and made the team. Hart earned just \$162 per week and had to endure bus rides of up to 20 hours. In 2001, he signed with the Tampa Bay Storm of the AFL and had a breakout season that ended with AFL Rookie of the Year honors.

Hart's success in the Arena League landed him a contract offer from the Philadelphia Eagles in 2002. Once signed, he was allocated to NFL Europe where he played for the Rhein Fire and Amsterdam Admirals. Upon returning to the states, he went to training camp with the Eagles, but was released toward the end of camp. Philadelphia later signed him to their practice squad.

Hart's career took off in 2003 and teams began to take notice of his play. Still with the Eagles, he was called upon in midseason to replace injured Pro Bowl safety Brian Dawkins. Hart filled in admirably and the Eagles went 7-2 in the nine games that he started. After being waived by the Eagles the following season, he was immediately claimed off waivers by the Bolts.

Clinton has not forgotten his roots in Florida. He hosts a youth football camp and donates time and

resources to the Webster Sports Complex near his hometown of Bushnell, Fla. He has helped get equipment and shoes for the players at his alma mater, South Sumter HS. He also helped rebuild the roof on the church he and his family attended in Webster. And in 2006, he started the Clinton Hart Webster Foundation to help at-risk children and fund an annual scholarship program. In San Diego, last December he joined forces with the nonprofit Bikes for Kids Foundation and helped give away bicycles to children in time for the holidays.

Clinton has always enjoyed working with kids. He worked as a counselor and recreation specialist at the Marion Youth Development Center in Ocala, Fla. That is where he met his future wife, Kelli. In October of 2006 the Harts had their first child, a daughter named Lillian.

Thanks to Kelli, Hart has an interesting collection of fictional characters that make their home in his locker at Chargers Park. The characters include Rocky, The Incredible Hulk, King Kong and The Fantastic Four's Rockman. Each of the characters have special meaning to Hart, who just for good measure, also has personalized bobblehead dolls of Kelli and Lillian.



Hart is an accomplished barber and has a barber's license. In April 2008, he opened his own barber shop called The Brickhouse Salon in Ocala and sometime later this year, he and Kelli will open Lilli's Flowers and Gifts, just across the street from the salon.

TRANSACTION HISTORY: Signed with Philadelphia, Jan. 29, 2002...waived Aug. 24 and re-signed to Eagles' practice squad, Nov. 19, 2002...re-signed with Philadelphia, Jan. 30, 2003 and waived Sept. 14, 2004...claimed by Chargers, Sept. 15, 2004...signed three-year contract, Feb. 2, 2006 and agreed to new five-year contract thru 2012, April 7, 2008.

2008: Playing with cast on right hand, broke up two passes in end zone during 3Q drive in Wk 3 ESPN MNF win vs. NY Jets...broke up first along back line of end zone and nearly intercepted second on 4th-down at goal line...broke up two-point conversion att. with 23 seconds remaining to preserve 20-19 home win over KC Nov. 9...left Wk 12 game vs. Atlanta with shoulder injury...dressed but DNP Wk 13 vs. Oakland and INA Wk 14 at KC...started Wk 15 at TB and 1Q FR led to TD and 7-0 lead. **2007:** Sealed Nov. 11 NBC SNF win over defending SB Champion Indianapolis with INT on final play of game...career-high fourth INT in 1Q of Detroit game Dec. 16...also made great

play to tackle Calvin Johnson on one-yard line on final play of 2Q after he caught 49-yard "Hail Mary"...upped career-high with fifth INT of season in Denver game Dec. 24 on ESPN MNF...also sacked Jay Cutler for 9-yard loss in 1Q for first sack since '03...11 TT at Oakland Dec. 30 to go over 100 tackles for first time in career. **2006:** Career-high six tackles on ST Oct. 15 at SF...career-high two INTs in 27-20 win at Seattle Christmas Eve...also drew 3Q holding penalty vs. Seahawks' Ben Joppru to negate 96-yard KOR for TD after Chargers had kicked FG for 10-0 lead. **2005:** Scored first-career TD for final points in 41-17 win over NE Oct. 2 after receiving pitch from Donnie Edwards following late 4Q INT...win ended Patriots' NFL-record 21 game home winning streak...**Chargers Alumni POW** after 34-10 ESPN SNF win over Oakland Dec. 4...put game away with 70-yard INT return for TD in 4Q...was second INT TD of season, most since '94 (Stanley Richard)...started Wk 14 at FS and Wks 15-16 at SS. **2004:** INT vs. Oakland Oct. 31...replaced injured Terrence Kiel at SS in Wild Card Play-



offs vs. NY Jets. **2003:** Started Wks 2-9 and 11 for injured Pro Bowl FS Brian Dawkins...season-high 10 TT at NY Giants Oct. 19 and first-career sack at Atlanta Nov. 2. **2002:** Spent Wks 11-16 and playoffs on Philadelphia's PS. **2001:** Played DB and WR for Tampa Bay Storm of AFL...recorded three INTs and 69 TTs...caught 24 passes for 242 yards and TD. **2000:** Played for Tallahassee Thunder of AFL2.

COLLEGE: Played baseball from 1996-98 at Central Florida Community College.

PERSONAL: Born in Dade City, Florida...all-state defensive back at South Sumter HS in Bushnell, Florida...lettered in basketball, baseball and track.

Regular Season

Year	Team	G-S	Tack.-Asst.	Total	Sacks-Yds.	Int.-Yds.	Long	TD	Pass Def.	Fumbles For.-Rec.	TFL	Special Teams Tackles
2003	Philadelphia	16-9	39-22	61	1-7	0-0	0	0	7	0-1	1	11
2004	San Diego	14-0	5-4	9	0-0	1-13	13	0	2	0-0	1	15
2005	San Diego	16-5	26-9	35	0-0	1-110	70t	2	6	1-2	0	11
2006	San Diego	16-1	21-6	27	0-0	3-37	22	0	8	1-1	1	22
2007	San Diego	16-16	77-32	109	1-9	5-73	22	0	9	0-1	5	3
2008	San Diego	14-14	49-34	83	0-0	0-0	0	0	8	0-2	2	0
Totals		92-45	217-107	324	2-16	10-233	70t	2	40	2-7	10	62

Postseason

Year	Team	G-S	Tack.-Asst.	Total	Sacks-Yds.	Int.-Yds.	Long	TD	Pass Def.	Fumbles For.-Rec.	TFL	Special Teams Tackles
2003	Philadelphia	2-0	0-0	0	0-0	0-0	0	0	0	0-0	0	1
2004	San Diego	1-0	5-1	6	0-0	0-0	0	0	0	0-0	0	0
2006	San Diego	1-0	3-1	4	0-0	0-0	0	0	0	0-0	0	0
2007	San Diego	3-3	11-4	15	0-0	0-0	0	0	0	0-0	0	1
2008	San Diego	2-1	2-1	3	0-0	0-0	0	0	0	0-0	0	0
Totals		9-4	21-7	28	0-0	0-0	0	0	0	0-0	0	2

Single-game Highs

Tackles — 12, twice, Last: vs. Indianapolis, Nov. 11, 2007
 Sacks — 1, twice, Last: vs. Denver, Dec. 24, 2007
 Interceptions — 2, at Seattle, Dec. 24, 2006
 Interception Return Yards — 70, vs. Oakland, Dec. 4, 2005
 Interception Return Long — 70t, vs. Oakland, Dec. 4, 2005
 Interception Return for Touchdown — 1, twice, Last: vs. Oakland, Dec. 4, 2005

Postseason Single-game Highs

Tackles — 7, at Indianapolis, Jan. 13, 2008



22 JACOB HESTER

Fullback	Louisiana State
5-11, 235	Draft 3 – '08
2nd NFL Season	Evangel Christian HS
2nd with Chargers	Shreveport, La.

The Chargers opened Day 2 of the 2008 NFL Draft with a splash, trading up to the third round to acquire running back Jacob Hester from LSU. The Chargers swapped picks with the New England Patriots, sending a fifth-round choice in the '08 draft and the Bolts' second-round pick in 2009 to pick up the former Tiger.

Hester became a key addition to the offense as the Chargers made a late run to the postseason. He saw action at both running back and fullback, while excelling on special teams. He also played both positions as well as special teams at LSU, where he helped lead the Tigers to the 2007 BCS National

Championship in his final collegiate game. Hester finished his rookie NFL season fourth on the team with 14 special teams tackles and just to show that he wasn't fazed by the NFL stage, scored his first touchdown in an NBC Sunday Night Football game against the Indianapolis Colts.

One of the things that appealed most to the Chargers in the selection of Hester was that he had a reputation as a sure-handed ball-carrier, fumbling just once during his collegiate career while rushing for 1,780 yards on 364 carries and averaging nearly five yards per carry in the very tough South-



VETERANS & RETURNING PLAYERS


**VETERANS &
RETURNING PLAYERS**


eastern Conference.

A fan-favorite in Baton Rouge because of his "do it all" attitude, Hester had one of the biggest games of his career as a senior against rival Florida. In front of the largest-ever crowd at Tiger Stadium, which approached 93,000, Hester scored on a two-yard run on a fourth-and-goal play with just over a minute remaining in the game to help the top-ranked Tigers erase a 10-point fourth-quarter deficit and top the ninth-ranked Gators, 28-24. Hester finished the night with 106 yards rushing, his first-career 100-yard game, and he converted two fourth-downs, including the game-winning score, on the Tigers' final drive. That performance against Florida earned him College Football Player of the Week honors from the Sporting News and Player of the Week honors from the SEC.

Mature beyond his years, Hester married the former Katie Tilley on July 28, 2007, proposing to her outside War Memorial Stadium in Little Rock, Arkansas, moments after LSU beat the Razorbacks, 31-26, in 2006. Hester kept his nerves that day by sticking to his traditional pregame ritual of listening to his Elvis Presley CD. Katie is the niece of former St. Louis Cardinals standout wide receiver Pat Tilley and Hester is a distant cousin of Hall of Fame quarterback Terry Bradshaw. The Hesters are expecting their first child in September '09.

Even as a rookie, Hester assumed an active role in team community relations. Last December, he participated in an event with the Bikes for Kids Foundation to hand out new and refurbished bicycles to underprivileged children in and around the holiday season.

TRANSACTION HISTORY: Drafted by Chargers in third round (69th overall), April 27, 2008...signed four-year contract, July 21, 2008.

2008: Scored first-career NFL TD in 4Q of NBC SNF game vs. Indianapolis Nov. 23...took direct snap on fake punt and ran season-long 28 yards for first down in Atlanta game Nov. 30...first-career start Dec. 4 vs. Oakland...key blocks to pave way for 167 yards rushing in Jan. 3 AFC Wild Card Playoffs vs. Indy...four-yard TFL on fake punt in Jan. 11 AFC Divisional Playoff game at Pittsburgh.

COLLEGE: Second-team All-SEC as senior...Sporting News and SEC POW after Florida game Oct. 6, 2007...played at LSU from 2004-07...sports studies major.

PERSONAL: Born in Shreveport, Louisiana... Louisiana Class 5A Offensive MVP as junior fullback at Evangel Christian High School in Shreveport...helped lead team to back-to-back state titles in 2002-03...scored 26 touchdowns each during junior and senior seasons.

Regular Season		Rushing					Receiving				Special Teams
Year	Team	G-S	No.-Yds.	Avg.	Long	TD	No.-Yds.	Avg.	Long	TD	Tackles
2008	San Diego	16-3	19-95	5.0	28	1	12-91	7.6	16	1	14
Postseason		Rushing					Receiving				Special Teams
Year	Team	G-S	No.-Yds.	Avg.	Long	TD	No.-Yds.	Avg.	Long	TD	Tackles
2008	San Diego	2-0	0-0	0.0	0	0	3-19	6.3	11	0	0
Kickoff Returns		No.-Yds.	Avg.	Long	TD						
2008		3-42	14.0	20	0						

Single-game Highs

Rushing Attempts — 8, vs. Denver, Dec. 28, 2008
 Rushing Yards — 37, vs. Denver, Dec. 28, 2008
 Rushing Long — 28, vs. Atlanta, Nov. 30, 2008
 Rushing TDs — 1, vs. Denver, Dec. 28, 2008
 Rushing Long TD — 4t, vs. Denver, Dec. 28, 2008
 Receptions — 3, three times, Last: at Kansas City, Dec. 14, 2008
 Receiving Yards — 24, at Kansas City, Dec. 14, 2008
 Receiving Long — 16, vs. Denver, Dec. 28, 2008
 Receiving TDs — 1, vs. Indianapolis, Nov. 23, 2008
 Receiving Long TD — 1t, vs. Indianapolis, Nov. 23, 2008

Postseason Single-game Highs

Receptions — 2, at Pittsburgh, Jan. 11, 2009
 Receiving Yards — 13, at Pittsburgh, Jan. 11, 2009
 Receiving Long — 11, at Pittsburgh, Jan. 11, 2009

Additional Statistics

Special Teams Forced Fumbles — 2008, 1.
 Special Teams Fumble Recoveries — 2008, 1



83

VINCENT JACKSON

Wide Receiver
6-5, 230
5th NFL Season
5th with Chargers

Northern Colorado
Draft 2 - '05
Widefield HS
Colorado Springs, CO

NFL fans and fantasy football players alike are looking forward to a big year from Vincent Jackson. Now in his fifth NFL season, "Jax" has shown glimpses of greatness and the big-play ability that A.J. Smith envisioned when he selected Jackson with his second pick in the 2005 NFL Draft.

In 2008, Jackson had the first 1,000-yard season of his career and the first by a Chargers wide receiver since 2001. He led the team with 1,098 yards, highlighted by a career-best 148-yard performance in a Dec. 4 win over Oakland that helped the Chargers end a three-game losing streak. For the 2008 calendar year, including the '07 playoffs, Jackson caught 77 passes for 1,398 yards and scored nine touchdowns.

In 2007 after grinding through a regular season in which he caught 41 passes for 623 yards and three touchdowns, Jackson really burst onto the scene in the NFL Playoffs, leading the league with 300 receiving yards. He had at least 93 yards receiving in all three of the Chargers' playoff games, including his first career 100-yard game with 114 yards and a touchdown in the Bolts' Wild Card Playoff win over Tennessee. Throughout the postseason, Jackson routinely made huge catches on third down, tying for the league lead with eight third-down catches, good for 152 yards (19.0 avg) and a touchdown.

At 6-5, 230 pounds, Jackson possesses a rare blend of size and speed that often draws comparisons to the league's best receivers. Despite his accomplishments, Jackson remains humble. He has worked hard for everything that he's earned. As a high schooler, Jackson worked several odd jobs, including cleaning rooms in a Super 8 Motel and selling vacuum cleaners door-to-door. And despite

outstanding grades (4.1 GPA), a solid prep football career and jobs throughout high school, he was unable to attract attention from the state's two biggest schools, Colorado or Colorado State.

As a collegian at I-AA Northern Colorado, Jackson became a two-sport standout, excelling in football and basketball. He rewrote most of the school's football records; was a two-time All-America, and became the highest NFL draft choice in school history. On the hardwood, Jackson played two seasons for the Bears and earned All-Independent League honors as a junior when he led the team in points and assists.

Jackson is happy to call San Diego home after spending much of his childhood in Louisiana. His father, Terence, was an Army medic and the family moved often. Jackson's family also lived in Phoenix, Arizona and Grafenwoher, Germany before settling in Colorado Springs. Jackson's experience as an Army-brat led him to join forces with mycelebrities.com and "Guide On," a nonprofit mentoring program for kids who have lost a parent in combat. A portion of the proceeds from each "Action" Jackson t-shirt sold on mycelebrities.com goes directly to "Guide On." Jackson is one of more than 20 professional athletes selling t-shirts to support a nonprofit organization.



Last summer, Jackson also passed along his experience as an NFL wide receiver at a football camp that he hosted for kids of all ages at Westview High School in San Diego. And in December, he extended his charitable hand, joining several teammates to give away holiday meals in conjunction with the San Diego Food Bank.

TRANSACTION HISTORY: Second-round pick (61) by San Diego, April 23, 2005...signed five-year contract with Chargers July 29, 2005.

2008: USA Today All-Joe...Season-long 60-yard catch on 3rd-down in 4Q of ESPN MNF game Wk 3 vs. NY Jets...**Chargers Alumni Offensive POM for October**...134 yards and TD in Oct. 12 NBC SNF win over NE for most receiving yards in game by Bolts' WR since '03 (David Boston vs. Cincinnati)...48 and 59-yard catches vs. Patriots...career-high 148 yards vs. Oakland in Dec. 4 NFL Network Thursday Night game, including 59-

yard TD catch...10-yard GW TD catch in 4Q with 36 seconds remaining at KC Dec. 14...started GW drive with 42-yard catch on first play...late 2Q 25-yard catch Dec. 21 at TB put him over 1,000 yards for first time in career...it also set up team-record 57-yard FG by Nate Kaeding...scored game's first TD on 41-yard catch in Jan. 11 AFC Divisional Playoff game at Pittsburgh...later had 43-yard diving catch on 3rd down in 2Q taken away by controversial replay challenge. **2007:** First-career 100-yard game (114) and first playoff TD in Jan. 6 AFC Wild Card Playoffs vs. Tennessee...went over 100 yards on 25-yard TD catch for first lead of game

VETERANS & RETURNING PLAYERS



Continued next page



(10-6) with 2:35 remaining in 3Q...teamed with Chris Chambers (121 yards) to give Bolts first pair of WRs to go over 100 yards in playoff game since '83...leading receiver in Jan. 13 AFC Divisional Playoffs at Indy, including 14-yard TD catch on 3rd down in 2Q...leading receiver as well in Jan. 20 AFC Championship Game at NE. **2006:** first-career TD catch vs. Tennessee Sept. 17...helped Chargers overcome 17-point deficit and take 28-27 lead at Denver Nov. 19 with five-yard TD catch in 4Q...season-long 55-yard catch in 4Q Dec. 10 vs. Denver...**Chargers Alumni POW** after KC game Dec. 17...GW 37-yard TD catch with 29 seconds remaining in 4Q of Dec. 24 win at Seattle...31-yard catch to three set up 4Q TD for 21-13 lead in AFC Divisional Playoffs vs. NE. **2005:** First-career catch (18 yards) during 2Q TD drive in 31-26 win over NY Jets Nov. 6.

COLLEGE: School record-holder with 177 catches, 3,548 yards, 37 TDs, 1,024 PR yards and 5,810 all-purpose yards...All-Great West Conference Offensive POY

in '04 and first-team all-conference...school-record 80 catches and 1,952 all-purpose yards in 2004...led team to NCAA national semifinals as junior...second-team All-America by AP and Sports Network...school-records 1,462 yards and 21 TDs in '03...Division I All-Independent selection during 2003-04 basketball season (13.6 ppg, 3.1 apg and 5.6 rpg)...career-high 25 points and seven assists in 2004 Senior Night victory over Johnson & Wales...UNC Student Athlete of Month for Dec. '03...final hoops totals include 12.3 ppg, 4.8 rpg, 100 assists, 18 blocks and 40 steals...played in 42 games with 23 starts while shooting .490 from field, .313 from three-point range and .543 from free-throw line...played FB for Bears from 2001-04...business major.

PERSONAL: Born in Fort Polk, Louisiana...honorable mention all-state as senior on gridiron at Widefield HS in Colorado Springs, Colorado...first-team all-conference and all-area...lettered in basketball.

Regular Season		Receiving					Rushing			Special Teams	
Year	Team	G-S	No.-Yds.	Avg.	Long	TD	No.-Yds.	Avg.	Long	TD	Tackles
2005	San Diego	8-0	3-59	19.7	21	0	0-0	0.0	0	0	1
2006	San Diego	16-7	27-453	16.8	55	6	3-16	5.3	8	0	1
2007	San Diego	16-16	41-623	15.2	45	3	0-0	0.0	0	0	0
2008	San Diego	16-16	59-1,098	18.6	60	7	4-69	17.3	31	0	0
Totals		56-39	130-2,233	17.2	60	16	7-85	12.1	31	0	2

REGULAR SEASON SEAT SALES AND ATTENDANCE

Year	Season Seat Sales	Average Attendance	Total Attendance	Year	Season Seat Sales	Average Attendance	Total Attendance
1960	n/a	15,665	109,656	1985	51,300	51,953	415,626
1961	9,138	27,859	195,014	1986	49,014	51,826	414,611
1962	10,104	21,987	153,908	1987	48,114	53,097	371,676
1963	8,828	27,356	191,491	1988	40,328	43,425	347,400
1964	10,492	24,237	169,656	1989	38,124	47,054	376,434
1965	11,309	28,915	202,402	1990	40,026	49,134	393,071
1966	16,316	26,531	185,712	1991	38,217	48,293	386,341
1967	24,301	39,616	277,311	1992	36,040	46,966	375,725
1968	22,301	43,313	303,188	1993	47,550	59,447	475,578
1969	23,904	46,311	324,178	1994	44,442	59,980	479,842
1970	27,940	45,078	315,549	1995	51,500	58,697	469,575
1971	30,045	49,647	347,530	1996	52,500	57,544	460,355
1972	37,144	52,271	366,035	1997	48,447	58,238	465,906
1973	40,341	43,726	306,079	1998	51,500	59,590	476,718
1974	30,174	36,876	258,135	1999	46,000^	59,625	476,999
1975	22,926	32,959	230,714	2000	43,000^	54,182	433,459
1976	20,467	37,106	259,739	2001	46,000^	59,356	474,844
1977	21,847	43,975	307,826	2002	45,000^	61,872	494,973
1978	32,186	47,328	378,623	2003*	45,000^	59,879	419,151
1979	43,600	50,841	406,725	2004	45,000^	60,683	485,462
1980	49,675	51,191	409,530	2005	51,000	66,240	529,916
1981	49,675	51,458	411,661	2006	56,821	66,379	531,031
1982	49,675	50,062	200,248	2007	63,000	65,502	524,019
1983	49,675	46,243	369,944	2008	60,500	68,138	545,107
1984	56,600	51,136	409,085				

*Based on seven home games in 2003. Oct. 5 game was moved to Arizona's Sun Devil Stadium due to San Diego wildfires.

^Based on season ticket equivalent including season, mini-season and single-game tickets.



Postseason		Receiving				
Year	Team	G-S	No.-Yds.	Avg.	Long	TD
2006	San Diego	1-1	2-43	21.5	31	0
2007	San Diego	3-3	18-300	16.7	34	2
2008	San Diego	2-2	2-49	24.5	41t	1
Totals		6-6	22-392	17.8	41t	3

Single-game Highs

Receptions — 1, at Tampa Bay, Dec. 21, 2008
 Receiving Yards — 148, vs. Oakland, Dec. 4, 2008
 Receiving Long — 60, vs. New York Jets, Sept. 22, 2008
 Receiving TDs — 2, at Seattle, Dec. 24, 2006
 Receiving Long TD — 59t, vs. Oakland, Dec. 4, 2008

Postseason Single-game Highs

Receptions — 7, at Indianapolis, Jan. 13, 2008
 Receiving Yards — 114, vs. Tennessee, Jan. 6, 2008
 Receiving Long — 41t, at Pittsburgh, Jan. 11, 2009
 Receiving TDs — 1, three times, Last: at Pittsburgh, Jan. 11, 2009

2008 Game-By-Game Receiving

Date	Opponent	No.	Yards	Avg.	Long	TD	TDs
09/07	Carolina*	3	47	15.7	25	1	5t
09/14	at Denver*	6	73	12.2	21	0	
09/22	New York Jets*	3	74	24.7	60	0	
09/28	at Oakland*	3	52	17.3	24	0	
10/05	at Miami*	2	56	28.0	42	0	
10/12	New England*	5	134	26.8	59	1	4t
10/19	at Buffalo*	4	42	10.5	15	1	12t
10/26	at New Orleans*	4	60	15.0	17	1	14t
11/09	Kansas City*	5	83	16.6	23	0	
11/16	at Pittsburgh*	2	25	12.5	17	0	
11/23	Indianapolis*	2	57	28.5	39t	1	39t
11/30	Atlanta*	0	0	0.0	0	0	
12/04	Oakland*	5	148	29.6	59t	1	59t
12/14	at Kansas City*	6	89	14.8	42	1	10t
12/21	at Tampa Bay*	7	111	15.9	25	0	
12/28	Denver*	2	47	23.5	37	0	
Totals		59	1098	18.6	60	7	
01/03	Indianapolis**	0	0	0.0	0	0	
01/11	at Pittsburgh**	2	49	24.5	41t	1	41t

2007 Game-By-Game Receiving

Date	Opponent	No.	Yards	Avg.	Long	TD	TDs
09/09	Chicago*	3	28	9.3	10	0	
09/16	at New England*	4	53	13.3	21	0	
09/23	at Green Bay*	6	98	16.3	27t	1	27t
09/30	Kansas City*	3	52	17.3	39	0	
10/07	at Denver*	3	84	28.0	45	1	15t
10/14	Oakland*	1	5	5.0	5	0	
10/28	Houston*	0	0	0.0	--	0	
11/04	at Minnesota*	1	16	16.0	16	0	
11/11	Indianapolis*	2	28	14.0	19	0	
11/18	at Jacksonville*	1	20	20.0	20	0	
11/25	Baltimore*	5	65	13.0	31	0	
12/02	at Kansas City*	1	38	38.0	38t	1	38t
12/09	at Tennessee*	3	47	15.7	29	0	
12/16	Detroit*	2	30	15.0	19	0	
12/24	Denver*	4	46	11.5	28	0	
12/30	at Oakland*	2	13	6.5	9	0	
Totals		41	623	15.2	45	3	
01/06	Tennessee**	5	114	22.8	34	1	25t
01/13	at Indianapolis**	7	93	13.3	21	1	14t
01/20	at New England**	6	93	15.5	21	0	
TOTALS		18	300	16.7	34	2	

2006 Game-By-Game Receiving

Date	Opponent	No.	Yards	Avg.	Long	TD	TDs
09/11	at Oakland	0	0	0.0	0	0	
09/17	Tennessee	2	15	7.5	12t	1	12t
10/01	at Baltimore	1	6	6.0	6	0	
10/08	Pittsburgh	1	13	13.0	13	0	
10/15	at San Francisco*	1	33	33.0	33t	1	33t
10/22	at Kansas City	0	0	0.0	0	0	
10/29	St. Louis*	0	0	0.0	0	0	
11/05	Cleveland	1	11	11.0	11	0	
11/12	at Cincinnati	1	18	18.0	18	0	
11/19	at Denver	3	39	13.0	26	1	5t
11/26	Oakland*	3	32	10.7	13	0	
12/03	at Buffalo	0	0	0.0	0	0	
12/10	Denver*	3	95	31.7	55	0	
12/17	Kansas City*	3	66	22.0	46	0	
12/24	at Seattle*	5	97	19.4	37t	2	9t, 37t
12/31	Arizona*	3	28	9.3	14t	1	14t
Totals		27	453	16.8	55	6	
01/14	New England**	2	43	21.5	31	0	

2005 Game-By-Game Receiving

Date	Opponent	No.	Yards	Avg.	Long	TD	TDs
10/16	at Oakland	0	0	0.0	0	0	
10/30	Kansas City	0	0	0.0	0	0	
11/06	at New York Jets	1	18	18.0	18	0	
11/27	at Washington	0	0	0.0	0	0	
12/11	Miami	0	0	0.0	0	0	
12/18	at Indianapolis	2	41	20.5	21	0	
12/24	at Kansas City	0	0	0.0	0	0	
12/31	Denver	0	0	0.0	0	0	
Totals		3	59	19.7	21	0	

Inactive (9/11 vs. Dallas, 9/18 at Denver, 9/25 vs. NY Giants, 10/2 at New England, 10/10 vs. Pittsburgh, 10/23 at Philadelphia, 11/20 vs. Buffalo, 12/4 vs. Oakland)

* Denotes starter
 + Denotes postseason game

VETERANS & RETURNING PLAYERS





23 QUENTIN JAMMER

Cornerback
6-0, 204
8th NFL Season
8th with Chargers

Texas
Draft 1 - '02
Angleton HS
Angleton, Tex.

Quentin Jammer draws just as much pleasure in making big plays as he does in watching his teammates benefit from those plays.

Far and away the team leader in 2008 with 19 passes broken up and three forced fumbles, Jammer watched as safety Eric Weddle returned one of his forced fumbles 86 yards for a touchdown and as fellow corner Antoine Cason pulled down one of his passes defended and returned it 59 yards for a score.

Jammer is the veteran leader of the Chargers' secondary and one of the NFL's top all-around cornerbacks. A true prime-time performer, Jammer often shows off his best on the NFL's biggest stage. In a Week 6 NBC Sunday Night Football game against the defending AFC Champion Patriots, Jammer had an interception and a season-high five passes defended while covering perennial All-Pro Randy Moss. Later in the season, he helped the team end a streak of five games without a turnover by picking off Peyton Manning in another Sunday Night Football contest.

It's that level of play that inspired teammates to select Jammer as the team's most inspirational player.

With Jammer manning the left cornerback spot in 2007, the Chargers' defense led the NFL in opponent passer rating (70.0) for the first time ever. In 2006, he tied his career high (2003) and led the team with four interceptions, while also pacing the squad with 17 passes defended.

Quentin and his wife, Alicia, are very active in the community. They oversee the Jammer Family Foundation, which has partnered with the San Pasqual Academy, a first-of-its-kind residential education campus designed specifically for foster teens. The Foundation's goal is to provide support and activities

that will allow San Pasqual students to grow, succeed and experience the joy of being a child by helping to form relationships between peers and the community. In addition to the Foundation's annual Thanksgiving Dinner, Jammer has invited players from the Academy's football team to be his guests at Chargers practices, he's provided them with equipment for their own team and at each home game he invites 20 students from the Academy to sit in the Chargers Community Corner.

In February, Quentin and Alicia brought a group of kids from the Academy and from a local Boys & Girls Club to see the Harlem Globetrotters at the San Diego Sports Arena. At halftime, the 'Trotters honored Jammer and invited them to participate in one of their numerous skits, one which required Quentin to show off a few of his dancing skills.

In March 2009, San Diego County Supervisors Greg Cox and Ron Roberts presented the Jammers with a proclamation, honoring them for their work with the Academy.

In addition to their work with the foster kids at the San Pasqual Academy, Quentin and Alicia have three sons of their own. The youngest, Kasen, was born in April 2009, while the middle-child, Kaleb, was born on Valentine's Day 2008, and their oldest, Kaden, was born in March 2006.

The Jammers enjoys vacationing in Mexico and spending time with family and friends in both San Diego and their native Texas. They like to entertain and often host other members of the Chargers' secondary at their home for barbecues. Quentin's cousin is New Orleans Saints defensive end Cedric Woodard.



TRANSACTION HISTORY: First-round draft pick (5), April 20, 2002...signed six-year contract, Sept. 10, 2002...signed five-year extension through 2012, Aug. 8, 2006.

2008: Chargers Most Inspirational Player and Alumni Defensive POM for September...season-high 13 TT and FF Sept. 14 at Denver...shut down Randy Moss and NE's passing game in convincing Wk 6 NBC SNF 30-10 win...INT and season-high five PBUs vs. Pats, including three vs. Moss on deep passes inside 10...made beautiful play to cut in front of

receiver and INT deep pass off Peyton Manning in Nov. 23 NBC SNF game vs. Indianapolis...two FFs vs. Atlanta Wk 12, one of which was returned 86 yards for TD in 3Q by Eric Weddle...broke up 4Q pass Dec. 21 at TB, tipping ball in air, which in turn was INT and returned 59 yards for TD by Antoine Cason. **2007:** Pivotal defensive play in Wk 6 28-14 win over Oakland...late in 2Q with 14-7 lead, broke off his man to force Ronald Curry out of bounds at one after 31-yard pass play...SD's defense then recorded sacks on back to back plays and FF & FR on second, preserving seven-point lead...INA Nov. 11 vs. Indy (hamstring)...



had INT in AFC Championship Game at NE...led team with three PBUs vs. Patriots, with all three on 3rd down to force punts, including two vs. Randy Moss and one vs. Wes Welker. **2006:** Threw key block to spring Marlon McCree free on 79-yard FR TD in 38-24 win over St. Louis Oct. 29...led team with three PBUs Nov. 12 at Cincinnati, including one in end zone in late 4Q, denying potential game-tying TD...**Chargers Alumni POW** after key 4Q INT vs. Oakland Nov. 26...pick came as Raiders were driving with 14-7 lead and offense converted turnover into TD, tying game at 14-14...matched career-high with fourth INT of season Dec. 3 at Buffalo...season-high five PBUs Dec. 17 vs. KC...Dec. 31 vs. Arizona, closed out first half by tackling Anquan Boldin short of goal line and keeping him in bounds as Arizona was out of time outs...Chargers held 17-7 lead at time and won by TD, 27-20. **2005:** Fourth-down PBU in end zone during late 4Q goal-line stand preserved victory over NY Jets Nov. 6...sealed Dec. 18 win over Indy with INT in end zone with 1:46 remaining in 4Q...season-high five

PBU vs. Colts. **2004:** INT on final play of 2Q vs. Tampa Bay Dec. 12. **2003:** First-career INT off KC's Trent Green Sept. 7 at Arrowhead Stadium...two more INTs vs. KC's Green Nov. 30 at Qualcomm Stadium. **2002: PFW All-Rookie**...unsigned Wk 1...signed Sept. 11, but INA vs. Houston Sept. 15...first-career start at Oakland Oct. 20...season-high three PBUs vs. SF Nov. 17 and season-high 10 tackles vs. Oakland Dec. 8.

COLLEGE: First-team All-America and All-Big 12 as senior...first Longhorn ever named finalist for Jim Thorpe Award (nation's top DB)...team co-MVP and Outstanding Defensive POY in '01...first-team all-conference in '00...medical redshirt in 1999 (shoulder)...INT seven passes during career and recorded 195 TT...played at Texas from 1997-01...ethnic studies major.

PERSONAL: Born in Bay City, Texas...two-time all-district DB and QB at Angleton (Tex.) HS...district defensive MVP as senior...lettered in track and field in 100 and 200 meters and long jump.

Regular Season

Year	Team	G-S	Tack.-Asst.	Total	Sacks-Yds.	Int.-Yds.	Long	TD	Pass		Fumbles		Special Teams	
									Def.	For.-Rec.	TFL	Tackles		
2002	San Diego	14-4	56-8	64	0-0	0-0	0	0	10	0-0	0	0	3	
2003	San Diego	16-16	57-14	71	0-0	4-6	6	0	13	0-1	0	0	0	
2004	San Diego	16-16	53-9	62	0-0	1-12	12	0	10	0-0	1	0	0	
2005	San Diego	16-16	60-12	72	0-0	1-14	14	0	19	1-0	0	0	2	
2006	San Diego	16-16	77-12	89	0-0	4-57	35	0	17	0-0	0	0	2	
2007	San Diego	15-14	56-10	66	0-0	1-0	0	0	10	0-1	1	0	0	
2008	San Diego	16-16	74-17	91	0-0	2-2	2	0	19	3-2	4	2	2	
Totals		109-98	433-82	515	0-0	13-91	35	0	98	4-4	6	9		

Postseason

Year	Team	G-S	Tack.-Asst.	Total	Sacks-Yds.	Int.-Yds.	Long	TD	Pass		Fumbles		Special Teams	
									Def.	For.-Rec.	TFL	Tackles		
2004	San Diego	1-1	4-0	4	0-0	0-0	0	0	1	0-0	0	0	0	
2006	San Diego	1-1	6-1	7	0-0	0-0	0	0	2	0-0	1	0	0	
2007	San Diego	3-3	8-1	9	0-0	1-0	0	0	4	0-0	0	0	0	
2008	San Diego	2-2	4-0	4	0-0	0-0	0	0	1	0-0	0	0	0	
Totals		7-7	22-2	24	0-0	1-0	0	0	8	0-0	1	0	0	

Single-game Highs

Tackles — 13, at Denver, Sept. 14, 2008
 Interceptions — 2, vs. Kansas City, Nov. 30, 2003
 Interception Return Yards — 35, vs. Oakland, Nov. 26, 2006
 Interception Return Long — 35, vs. Oakland, Nov. 26, 2006

Postseason Single-game Highs

Tackles — 7, vs. New England, Jan. 14, 2007
 Interceptions — 1, at New England, Jan. 20, 2008

Additional Statistics

Special Teams Fumble Recoveries — **2007**, 1.



VETERANS & RETURNING PLAYERS





10

NATE KAEDING

Kicker
6-0, 187
6th NFL Season
6th with Chargers

Iowa
Draft 3A - '04
West HS
Iowa City, Iowa

Being good is just not good enough for Chargers' kicker Nate Kaeding. Several years ago, he enlisted the services of local golf pro, Derek Uyeda, to videotape and analyze his leg swing. He's struck a friendship with Jan Stenerud, one of the greatest NFL kickers of all-time. He's trained at St. Vincent's in Indianapolis, where professional trainers worked with him on maximizing his physical strengths. And in the months leading up to training camp last year, he hired a sports psychologist to help him with his mental approach to the game. All of these varied techniques paid dividends as Kaeding made a career-high 27 field goals, including a team-record 57-yarder, in 2008.

Kaeding heads into 2009 as the NFL's second-most accurate kicker of all time with a career 118-of-137 (.861) ledger. The only kicker in the history of the game more accurate than Kaeding is Mike Vanderjagt (1998-06), who hit 86.5% of his kicks, going 230-of-266. Just as impressive is Kaeding's team-record streak of 221 consecutive made PATs that dates back to 2004.

The highlight of Kaeding's '08 season was Sept. 28 in Oakland when he nailed first-career game-winner on a 47-yard field goal with 1:51 to play. It allowed him to erase the memory of having a 44-yarder blocked earlier in the game that ended a string of 16 consecutive made field goals, the third-longest streak in team history.

Kaeding has strung together several impressive seasons since being selected by the Chargers in the third round of the 2004 NFL Draft. In his first year, Kaeding set a team rookie record with 114 points and was the leading scorer among all NFL rookies. In 2006, he was the NFL's second-leading kick scorer with a team-record 136 points. He finished the year 26-of-29 (.867) for the second-highest field goal percentage in team history. In 2007, he hit 88.9%, going 24-of-27.

Kaeding turned in a courageous performance in the 2007 AFC Championship Game. Despite playing with a fractured left leg, he hit all four of his field goal tries against New England on a day when the game-time temperature was just 23 degrees and winds of 17-22 mph lowered the wind-chill to a bitter nine degrees.

One of the beneficiaries of Kaeding's success has been the Ronald McDonald House Charities in

San Diego. Since 2008, fans have been able to make pledges to the Ronald McDonald House based on the number of successful kicks he makes and fans who made donations were entered into a drawing for a chance to win prizes. Kaeding has also served as a spokesperson and made personal appearances on behalf of Ronald McDonald House Charities. The RHMHC provides a comfortable place to stay for families whose children face and are being treated for life-threatening illnesses.



Kaeding is an avid golfer and frequently tees off with fellow special teamers David Binn and Mike Scifres. It was from those golf outings that the idea was born of having a golf pro analyze his leg swing. The golf pro attends offseason workouts and films Kaeding while he is kicking. After he's finished, the two review the tape so that Nate can improve his kicking mechanics.

Kaeding is still renowned in his native Iowa City where he is part-owner of the Short's Burgers and Shine restaurant. The restaurant prides itself on using fresh local produce and 100 percent Iowa Beef. And while Kaeding was in college, Bob's Your Uncle Pizza and Cafe, named a pizza after the former Hawkeye standout. The Nate "Kato" Kaeding pizza comes decked out with sausage, pepperoni, mushrooms and onions.

Kaeding was an admitted sports junkie as a youth. With Chicago being the nearest big city, he naturally had a fondness for the Windy City teams and its sports heroes including Michael Jordan of the Chicago Bulls, and Andre Dawson and Ryne Sandberg of the Cubs.

Kaeding and wife, Samantha, have a son, Jack, and they are expecting again. Samantha is a former school teacher and Nate earned a teaching certificate in secondary education from the University of Iowa and completed the Character Education Certification Program at the University of San Diego.

An admitted movie buff, Kaeding has his own internet blog where he reviews films for www.corridorbuzz.com, an online magazine that provides arts and entertainment news and reviews for the Cedar Rapids/Iowa City Corridor.



TRANSACTION HISTORY: Third-round pick (65), April 24, 2004...signed three-year contract July 26, 2004 and six-year extension through 2012, Sept. 25, 2006.

2008: Career-high six TBs and perfect 3-for-3 on FGs Wk 2 at Denver...overcame tough afternoon Wk 4 in Oakland to nail first-career GW on 47-yarder with 1:51 to play in 4Q...had 44-yarder blocked in 2Q, ending string of 16 consecutive made FGs and also missed from 47...GW kick erased 15-0 deficit and broke 18-18 tie...hit late 4Q game-tying effort from 47 yards Nov. 23 vs. Indy...closed out first half at TB Dec. 21 with team-record and career-long 57-yarder...game-tying 26-yard FG with 31 seconds left in 4Q sent Jan. 5 AFC Wild Card Playoff game vs. Indy to OT where Bolts won, 23-17. **2007:** 51-yard FG Wk 4 vs. KC was season-long and first FG of 50+ at Qualcomm Stadium...season-high four TBs at Denver Oct. 7...72nd and 73rd FGs of career in Broncos game to take over sole possession of third place on team's all-time made FGs list...**Game Ball from Head Coach Norv Turner** after going 4-for-4 (tying career high) with three 40+ FGs vs. Baltimore Nov. 25...hit from 27, 46 and 41 (twice) for most 40+ FGs in game and marked first time in career with more than two 40+ FGs at Qualcomm...injured left non-kicking leg on opening kickoff Dec. 24 vs. Denver, but remained in contest and went 3-for-3 on FGs...4-of-4 in AFC Championship Game at NE on day not ideal for kicking as temperature at KO was 23 degrees with wind gusts of 17-22 mph that lowered wind chill factor to nine degrees. **2006: Pro Bowl...second-team AP All-Pro**



...**All-AFC by PFW and PFWA**...season-high 4-for-4 Wk 2 vs. Tennessee...season-long 54-yarder to tie then team-record Oct. 1 at Baltimore...was 15th-consecutive FGM, third-longest streak in team history...streak ended when next kick went WR from 40...**Chargers Alumni POW** after breaking Rolf Benirschke's record by hitting 88th consecutive PAT following first TD at KC Oct. 22...2-for-2 in 20-17 win at Seattle with both FGs in 3Q on 47-degree, rainy day with 18 MPH winds at KO, hitting from 46 and 40 yards...nine points vs. Arizona in

Dec. 31, raising season total to 136 for new team kick-scoring record (135, John Carney, 1994)...GW FG from 21 yards out as time expired gave AFC 31-28 win over NFC in 2007 Pro Bowl. **2005:** Bounced back from misses of 42 and 46 yards to hit 48-yarder to bring Bolts to within 17-10 at Washington Nov. 27...began comeback in which Bolts went on to win 23-17 in OT...**FOXSports.com Very Special Teams POW** and **Chargers Alumni POW** after hitting GW, season-long 49-yarder for 19-17 lead with 6:41 remaining in 4Q of 26-17 win over previously-unbeaten Indy Dec. 18...one of season-high four FGs vs. Colts. **2004: PFW and ESPN.com All-Rookie**...first-career FG (48 yards) in season opener at Houston...season-long 53-yarder at Atlanta Oct. 17...GW 43-yarder with 2:24 remaining in 4Q at KC Nov. 28...40-yard FG with 2:06 remaining in 4Q iced 31-24 victory over TB Dec. 12...50-yarder at Indy Dec. 26 and scored seven points to raise season total to 108, setting new rookie record (106, Dennis Partee, 1968).

COLLEGE: School-record holder for consecutive FGs (22) and PATs (60), and career FGs (67) and PATs (166)...career school and conference record 373 points...24 of 29 on FGs of 40+...20 of 21 as senior...All-America as junior and senior...Lou Groza Award as junior as nation's top kicker...three-time All-Big Ten...two-time Academic All-America and All-Big Ten...five-time Big Ten Special Teams POW...two-year team captain and three-time Special Teams POY...Hayden Fry "Extra Heartbeat" Award as senior...National Honor Society student...served on school's Leadership Council...played at Iowa from 2000-03...degrees in history and secondary education.

PERSONAL: Born in Iowa City, Iowa...all-state and all-conference kicker at West High School in Iowa City...state records for points (93), PATs (63) and TBs (53) as senior...state champions as junior and senior, posting perfect 26-0 record...lettered in basketball and soccer...starting PG on state championship basketball team as senior...clinched state championship for soccer team senior year by scoring GW goal in OT shootout.



VETERANS & RETURNING PLAYERS



Year	Team	G-S	FG-Att.	Pct.	PAT-Att.	Pct.	Pts.	Long	Special Teams Tackles
2004	San Diego	16-0	20-25	.800	54-55	.982	114	53	2
2005	San Diego	16-0	21-24	.875	49-49	1.000	112	49	3
2006	San Diego	16-0	26-29	.897	58-58	1.000	136	54	5
2007	San Diego	16-0	24-27	.889	46-46	1.000	118	51	1
2008	San Diego	16-0	27-32	.844	46-46	1.000	127	57	2
	Totals	80-0	118-137	.861	253-254	.996	607	57	13

Year	Team	G-S	FG-Att.	Pct.	PAT-Att.	Pct.	Pts.	Long	Special Teams Tackles
2004	San Diego	1-0	1-2	.500	2-2	1.000	5	35	0
2006	San Diego	1-0	0-1	.000	3-3	1.000	3	--	0
2007	San Diego	3-0	5-7	.714	6-6	1.000	21	40	0
2008	San Diego	2-0	2-2	1.000	5-5	1.000	11	42	0
	Totals	7-0	8-12	.667	16-16	1.000	40	42	0

Continued next page

Single-game Highs

Points — 16, vs. Tennessee, Sept. 17, 2006
 Field Goals — 4, three times, Last: vs. Baltimore, Nov. 25, 2007
 Field Goal Attempts — 4, six times, Last: vs. New England, Oct. 12, 2008
 Longest Field Goal — 57, at Tampa Bay, Dec. 21, 2008
 Longest Attempt — 57, at Tampa Bay, Dec. 21, 2008
 PATs — 7, twice, Last: vs. Denver, Dec. 28, 2008
 PAT Attempts — 7, twice, Last: vs. Denver, Dec. 28, 2008

Postseason Single-game Highs

Points — 12, at New England, Jan. 20, 2008
 Field Goals — 4, at New England, Jan. 20, 2008
 Field Goal Attempts — 4, at New England, Jan. 20, 2008
 Longest Field Goal — 42, at Pittsburgh, Jan. 11, 2009
 Longest Attempt — 54, vs. New England, Jan. 14, 2007
 PATs — 4, at Indianapolis, Jan. 13, 2008
 PAT Attempts — 4, at Indianapolis, Jan. 13, 2008

Field Goal Accuracy (incl. playoffs)

Year	Team	1-19	20-29	30-39	40-49	50+	Total
2004	San Diego	1-1	9-11	3-3	5-7	3-5	21-27
2005	San Diego	1-1	3-3	9-9	8-11	0-0	21-24
2006	San Diego	0-0	7-7	11-12	7-9	1-2	26-30
2007	San Diego	0-0	15-15	5-6	8-11	1-2	29-34
2008	San Diego	0-0	14-14	10-10	4-9	1-1	29-34
	Totals	2-2	48-50	38-40	32-47	6-10	126-149

Field Goal Accuracy (incl. playoffs)

Surface	1-19	20-29	30-39	40-49	50+	Total
Home	0-0	26-26	23-24	14-18	1-4	64-72
Away	3-3	21-23	15-16	18-29	5-6	62-77
Outdoors	3-3	44-46	36-38	29-43	4-8	116-138
Indoors	0-0	3-3	2-2	3-4	2-2	10-11
Grass	2-2	42-44	35-36	26-39	3-7	108-128
FieldTurf	1-1	5-5	3-4	6-8	2-2	17-20
AstroTurf	0-0	0-0	0-0	0-0	1-1	1-1
Rain	0-0	3-3	2-2	2-4	0-0	7-9
Snow	0-0	1-1	0-0	1-2	0-0	2-3

Indoor Games: 9/12/04 at Houston; 10/17/04 at Atlanta; 12/26/04 at Indianapolis; 12/18/05 at Indianapolis; 11/4/07 at Minnesota

Field Turf Games: 10/17/04 at Atlanta; 11/6/05 at New York Jets; 12/18/05 at Indianapolis; 10/1/06 at Baltimore; 11/12/06 at Cincinnati; 12/3/06 at Buffalo; 12/24/06 at Seattle; 11/4/07 at Minnesota; 1/13/08 at Indianapolis; 1/20/08 at New England

AstroTurf Games: 12/26/04 at Indianapolis

Rain Games: 12/5/04 vs. Denver; 1/8/05 vs. New York Jets; 12/24/05 at Kansas City; 12/31/05 vs. Denver; 12/24/06 at Seattle; 11/11/07 vs. Indianapolis; 1/8/06 vs. Tennessee Titans

Snow Games: 12/19/04 at Cleveland; 11/16/08 at Pittsburgh; 1/11/09 at Pittsburgh

2008 Game-By-Game

Date	Opponent	Total Pts.	PAT			FG			Yardages
			M	A	BK	M	A	BK	
09/07	Carolina	6	3	3	0	1	1	0	27G
09/14	at Denver	12	3	3	0	3	3	0	34G, 21G, 28G
09/22	New York Jets	12	6	6	0	2	2	0	36G, 49G
09/28	at Oakland	8	2	2	0	2	4	0	44S, 28G, 47WR, 47G
10/05	at Miami	4	1	1	0	1	1	0	34G
10/12	New England	12	3	3	0	3	4	0	25G, 44LU, 35G, 23G
10/19	at Buffalo	2	2	2	0	0	0	0	
10/26	at New Orleans	12	3	3	0	3	3	0	33G, 24G, 31G
11/09	Kansas City	8	2	2	0	2	2	0	34G, 26G
11/16	at Pittsburgh	4	1	1	0	1	2	0	42WR, 22G
11/23	Indianapolis	8	2	2	0	2	2	0	35G, 47G
11/30	Atlanta	4	1	1	0	1	2	1	43B, 28G
12/04	Oakland	10	4	4	0	2	2	0	20G, 39G
12/14	at Kansas City	4	1	1	0	1	1	0	32G
12/21	at Tampa Bay	11	5	5	0	2	2	0	28G, 57G
12/28	Denver	10	7	7	0	1	1	0	28G
	Totals	127	46	46	0	27	32	1	
01/03	Indianapolis+	5	2	2	0	1	1	0	26G
01/11	at Pittsburgh+	6	3	3	0	1	1	0	42G
	Totals	11	5	5	0	2	2	0	

VETERANS & RETURNING PLAYERS

VETERANS & RETURNING PLAYERS



2007 Game-By-Game		Total Pts.	PAT			FG			Yardages
Date	Opponent		M	A	BK	M	A	BK	
09/09	Chicago	2	2	2	0	0	1	1	33B
09/16	at New England	2	2	2	0	0	0	0	
09/23	at Green Bay	6	3	3	0	1	1	0	44G
09/30	Kansas City	10	1	1	0	3	3	0	24G, 51G, 38G
10/07	at Denver	11	5	5	0	2	2	0	26G, 45G
10/14	Oakland	4	4	4	0	0	1	0	50WL
10/28	Houston	5	5	5	0	0	0	0	
11/04	at Minnesota	5	2	2	0	1	1	0	36G
11/11	Indianapolis	5	2	2	0	1	1	0	33G
11/18	at Jacksonville	5	2	2	0	1	1	0	23G
11/25	Baltimore	14	2	2	0	4	4	0	27G, 46G, 41G, 41G
12/02	at Kansas City	6	3	3	0	1	2	0	25G, 45WR
12/09	at Tennessee	5	2	2	0	1	1	0	20G
12/16	Detroit	15	6	6	0	3	3	0	22G, 22G, 45G
12/24	Denver	8	2	2	0	3	3	0	40G, 23G, 29G
12/30	at Oakland	12	3	3	0	3	3	0	36G, 31G, 24G
	Totals	115	46	46	0	24	27	1	
01/06	Tennessee+	5	2	2	0	1	2	0	45WR, 20G
01/13	at Indianapolis+	4	4	4	0	0	1	0	48RU
01/20	at New England+	12	0	0	0	4	4	0	26G, 23G, 40G, 24G
	Totals	21	6	6	0	5	7	0	

2006 Game-By-Game		Total Pts.	PAT			FG			Yardages
Date	Opponent		M	A	BK	M	A	BK	
09/11	at Oakland	9	3	3	0	2	2	0	47G, 29G
09/17	Tennessee	16	4	4	0	4	4	0	28G, 31G, 35G, 44G
10/01	at Baltimore	7	1	1	0	2	3	0	34G, 54G, 40WR
10/08	Pittsburgh	11	2	2	0	3	3	0	28G, 33G, 22G
10/15	at San Francisco	12	6	6	0	2	2	0	24G, 44G
10/22	at Kansas City	9	3	3	0	2	3	0	39G, 31G, 47RU
10/29	at St. Louis	8	5	5	0	1	1	0	31G
11/05	Cleveland	6	3	3	0	1	1	0	29G
11/12	at Cincinnati	7	7	7	0	0	0	0	
11/19	at Denver	5	5	5	0	0	0	0	
11/26	Oakland	3	3	3	0	0	0	0	
12/03	at Buffalo	6	3	3	0	1	2	0	42G, 36WL
12/10	Denver	12	6	6	0	2	2	0	34G, 35G
12/17	Kansas City	8	2	2	0	2	2	0	30G, 22G
12/24	at Seattle	8	2	2	0	2	2	0	46G, 40G
12/31	Arizona	9	3	3	0	2	2	0	47G, 35G
	Totals	136	58	58	0	26	29	0	
01/14	New England Patriots+	3	3	3	0	1	2	0	54SH

2005 Game-By-Game		Total Pts.	PAT			FG			Yardages
Date	Opponent		M	A	BK	M	A	BK	
09/11	Dallas	6	3	3	0	1	1	0	33G
09/18	at Denver	5	2	2	0	1	1	0	42G
09/25	New York Giants	9	6	6	0	1	1	0	44G
10/02	at New England	11	5	5	0	2	2	0	42G, 21G
10/10	Pittsburgh	10	1	1	0	3	3	0	34G, 32G, 41G
10/16	at Oakland	9	3	3	0	2	2	0	32G, 33G
10/23	at Philadelphia	5	2	2	0	1	2	1	34G, 40B
10/30	Kansas City	4	4	4	0	0	0	0	
11/06	at New York Jets	7	4	4	0	1	1	0	18G
11/20	Buffalo	12	6	6	0	2	2	0	28G, 38G
11/27	at Washington	5	2	2	0	1	3	0	42WL, 46WL, 48G
12/04	Oakland	10	4	4	0	2	2	0	41G, 32G
12/11	Miami	3	3	3	0	0	0	0	
12/18	at Indianapolis	14	2	2	0	4	4	0	36G, 20G, 48G, 49G
12/24	at Kansas City	1	1	1	0	0	0	0	
12/31	Denver	1	1	1	0	0	0	0	
	Totals	112	49	49	0	21	24	0	

VETERANS & RETURNING PLAYERS



Continued next page



VETERANS & RETURNING PLAYERS



2004 Game-By-Game		Total Pts.	PAT			FG			Yardages
Date	Opponent		M	A	BK	M	A	BK	
09/12	at Houston	9	3	3	0	2	2	0	48G, 29G
09/19	New York Jets	4	4	4	0	0	0	0	
09/26	at Denver	7	1	1	0	2	2	0	23G, 51G
10/03	Tennessee	8	5	5	0	1	1	0	31G
10/10	Jacksonville	10	4	4	0	2	2	0	21G, 28G
10/17	at Atlanta	8	2	2	0	2	2	0	53G, 28G
10/24	at Carolina	5	2	2	0	1	2	0	29WL, 44G
10/31	Oakland	6	6	6	0	0	0	0	
11/07	New Orleans	11	5	5	0	2	2	0	40G, 27G
11/21	at Oakland	5	2	3	0	1	2	0	42WL, 19G
11/28	at Kansas City	10	4	4	0	2	4	0	29WL, 52SH, 25G, 43G
12/05	Denver	8	2	2	0	2	2	0	23G, 23G
12/12	Tampa Bay	7	4	4	0	1	2	0	51WR, 40G
12/19	at Cleveland	3	3	3	0	0	0	0	
12/26	at Indianapolis	7	4	4	0	1	1	0	50G
01/02	Kansas City	6	3	3	0	1	1	0	34G
	Totals	114	54	55	0	20	25	0	
01/08	New York Jets+	5	2	2	0	1	2	0	35G, 40WR

+ Denotes postseason game



86 BRANDON MANUMALEUNA

Tight End
6-2, 295
9th NFL Season
4th with Chargers

Arizona
Trade (St. Louis) - '06
Narbonne HS
Torrance, Calif.

It's rare that an NFL team can boast about possessing the best blocking tight end in the game and the best receiving tight end. The Chargers can make such a boast.

Brandon Manumaleuna (MAH-noo-mah-lee-oo-nah) and Antonio Gates give the Chargers a great one-two punch at tight end. While the two differ in size and speed, both make a huge impact in San Diego's high-powered offense. And it doesn't hurt that Manumaleuna is an extremely versatile player who has lined up at tight end, fullback, H-back and wide receiver, in addition to playing special teams during his career.

The 6-2, 288-pound Manumaleuna is as agile and shifty as he is big. And while he doesn't catch as many passes as Gates, Manumaleuna is as sure-handed as any of the Chargers' pass catchers. For the sixth-year in a row, Manumaleuna recorded double-digit reception totals and in each of his three years with the Chargers, San Diego's offense has rushed for more than 1,700 yards, including a pair of 2,000-yard seasons.

Manumaleuna joined the Chargers in 2006 after General Manager A.J. Smith pulled off one of the biggest steals of the draft, shipping a fourth-round pick to the St. Louis Rams in exchange for his services. Manumaleuna immediately became a key cog in the Chargers' offense, scoring touchdowns on three of his 14 catches, and helping to block for a running game that netted a team-record 2,578 yards and an NFL MVP award for LaDainian Tomlinson.

Brandon's off-the-field hobbies include playing basketball and spending time with family. Brandon is a second-generation NFL player. His father, Frank, played linebacker for the Kansas City Chiefs from 1979-1981. Frank also played at UCLA in the early 1970s. Brandon showed early signs of following in his father's footsteps. As a 12-year-old, he won the NFL's Punt, Pass and Kick Competition before a 1992 Los Angeles Raiders game at the Coliseum.



TRANSACTION HISTORY: Fourth-round pick (128) by St. Louis, April 22, 2001...signed with Rams June 21, 2001...re-signed five-year contract, March 16, 2004...traded to Chargers April 30, 2006 for fourth-round pick (113) in 2006 NFL Draft... signed one-year contract extension thru 2009, June 22, 2007.

2008: Chargers Alumni co-Offensive POM for December...11-yard TD catch in 1Q of Wk 15 game at TB and 12-yard TD catch in 2Q of AFC West clinching win over Denver Dec. 28. **2007:** season-long 40-yard catch Dec. 2 at KC was also longest since '04 nine-yard catch on 3rd-and-6 in 4Q of Jan. 6 AFC



Wild Card Playoff vs. Tennessee sustained TD drive for 17-6 lead. **2006:** Caught one-yard TD pass from LT in 4Q to tie game, 27-27, Wk 6 at KC...career-high two TDs in 49-41 win at Cincinnati Nov. 12...3Q TD put Chargers within 31-28 and 4Q TD put Chargers ahead, 49-41, after having trailed 21-0 and 28-7...highlight-reel catch vs. Denver Dec. 10, breaking several tackles and losing helmet during 19-yard pickup on 3rd-and-7 late in 2Q. **2005:** Six-yard TD catch in season opener at SF...INA Wks 4-5 (knee)...season-long 33-yard catch at Seattle Nov. 13. **2004:** Scored TD in 33-27 OT win at Seattle Oct. 10, his eight-yard TD catch sparking 17-point 4Q comeback...season-long 48-yard catch vs. NE Nov. 7. **2003:** Season-long 39-yard catch vs. Atlanta Oct. 13...four-yard TD catch

at Chicago Nov. 16 and eight-yard TD catch at Detroit Dec. 28. **2002:** Six-yard TD catch in season finale against 49ers. **2001:** Only catch of season went for one-yard TD vs. TB Nov. 26.

COLLEGE: Second-team All-Pac-10 as junior...finished career with 40 catches for 544 yards and three TDs...began career at Arizona on DL and made switch to TE and H-back...played for Wildcats from 1997-00...political science major.

PERSONAL: Born in Torrance, California...second-team all-state defensive lineman at Narbonne High School in Torrance...lettered in basketball and track.



VETERANS & RETURNING PLAYERS

Regular Season		Receiving					Rushing			Special Teams	
Year	Team	G-S	No.-Yds.	Avg.	Long	TD	No.-Yds.	Avg.	Long	TD	Tackles
2001	St. Louis	16-0	1-1	1.0	1t	1	0-0	0.0	0	0	2
2002	St. Louis	16-10	8-106	13.3	27	1	0-0	0.0	0	0	1
2003	St. Louis	16-15	29-238	8.2	39	2	4-15	3.8	4	0	0
2004	St. Louis	16-16	15-174	11.6	48	1	0-0	0.0	0	0	0
2005	St. Louis	14-14	13-129	9.9	33	1	1-2	2.0	2	0	0
2006	San Diego	16-7	14-91	6.5	19	3	1-1	1.0	1	0	0
2007	San Diego	16-12	10-86	8.6	40	1	0-0	0.0	0	0	0
2008	San Diego	16-11	15-127	8.5	17	2	0-0	0.0	0	0	0
Totals		126-85	105-952	9.1	48	12	6-18	3.0	4	0	3

Postseason		Receiving					Special Teams
Year	Team	G-S	No.-Yds.	Avg.	Long	TD	Tackles
2001	St. Louis	3-0	0-0	0.0	0	0	1
2003	St. Louis	1-1	1-19	19.0	19	0	0
2004	St. Louis	2-2	1-18	18.0	18	0	0
2006	San Diego	1-1	0-0	0.0	0	0	0
2007	San Diego	3-2	3-21	7.0	9	0	0
2008	San Diego	2-2	1-14	14.0	14	0	0
Totals		12-8	6-72	12.0	19	0	1

Kickoff Returns		No.-Yds.	Avg.	Long	TD
Year					
2002		3-30	10.0	15	0
2004		2-13	6.5	13	0
2006		1-14	14.0	14	0
2007		1-6	6.0	6	0
2008		2-14	7.0	9	0
Totals		9-77	8.6	15	0

Single-game Highs

Receptions — 4, twice, Last: at Kansas City, Oct. 22, 2006
 Receiving Yards — 56, vs. Atlanta, Oct. 13, 2003
 Receiving Long — 48, vs. New England, Nov. 7, 2004
 Receiving TDs — 2, at Cincinnati, Nov. 12, 2006
 Receiving Long TD — 12t, vs. Denver, Dec. 28, 2008

Postseason Single-game Highs

Receptions — 2, vs. Tennessee, Jan. 6, 2008
 Receiving Yards — 19, vs. Carolina, Jan. 10, 2004
 Receiving Long — 19, vs. Carolina, Jan. 10, 2004





73
MARCUS McNEILL

<p>Tackle 6-7, 336 4th NFL Season 4th with Chargers</p>	<p>Auburn Draft 2 - '06 Cedar Grove HS Ellenwood, Ga.</p>
--	--

The only thing bigger than Marcus McNeill's talent is his smile. Unfortunately last year that smile gave way to a look of pain, discomfort and concern. Early in training camp, McNeill suffered a stinger that cost him most of camp and the first two games of the regular season. Even when he returned, McNeill didn't feel as though he was playing at a Pro Bowl level. To return to that level, McNeill had surgery on his neck this offseason. Chargers fans can breathe a sigh of relief that big No. 73 will be back patrolling his left tackle spot in 2009.

Besides his work in the Chargers' offseason program, McNeill spent time in Atlanta working out with a couple of his former college teammates, Carolina Panthers tackle Jonathan Palmer and Philadelphia Eagles tackle King Dunlap.

The Chargers stole McNeill in the second round of the 2006 NFL Draft and his rookie season was one for the storybooks. He helped the Bolts rush for a team-record 2,578 yards and according to the coaches grading system, allowed only two quarterback sacks in 494 total pass plays. McNeill earned All-Pro and All-Rookie honors, and became just the third rookie offensive lineman in NFL history to be selected to the Pro Bowl.

McNeill earned his second trip to Hawaii in February '08 following a strong sophomore campaign in which he helped running back LaDainian Tomlinson capture his second-consecutive NFL rushing title. McNeill's long arms and quick feet also helped him keep pass

rushers at bay as he served the crucial task of protecting Philip Rivers' blindside.

Off the field, McNeill enjoys spending time with his son, Marcus II, and the rest of his family in Decatur, Georgia, including his father, James, who was his high school coach at Cedar Grove High School and now teaches and coaches at Cedar Grove Middle School. His mother, Leola, is a nurse and a Colonel in the Air Force Reserves at Dobbins Air Force Base in Marietta, Georgia.

McNeill also enjoys basketball, bowling, movies and watching the Atlanta Braves play. Braves right fielder Jeff Francoeur, a former wide receiver and safety from Georgia's Parkview High School, was one of McNeill's teammates in the 2002 Florida-Georgia All-Star Football Game. Believe it or not, McNeill played baseball in high school and as a pitcher had a fastball that registered in the mid-90s, and Francoeur was offered a football scholarship to Clemson, but opted for baseball when the Braves made him a first-round pick in 2002.



Last October, McNeill kicked off a new charitable foundation, "Mack's Miracles," with a goal of promoting healthy lifestyles and the fight against obesity in both San Diego and Decatur. In June, Marcus hosted a "Hip-Hop Weekend" in San Diego that included a football camp and celebrity events to raise money for the foundation.

TRANSACTION HISTORY: Second-round choice (50), April 29, 2006...signed four-year contract, July 25, 2006.

2008: Pro Bowl third-alternate...INA Wks 1-2 with neck injury...returned to starting lineup Wk 3 vs. NY Jets...OL had outstanding night vs. NE Wk 6, not allowing sack, while Philip Rivers threw for 306 yards and three TDs...line played huge role in 4Q comeback Dec. 14 at KC, allowing Rivers time to complete 19 of 25 for 199 yards with two TDs as team rallied from 21-10 deficit for 22-21 win...OL pass protected for Rivers to throw career-high four TDs in key 41-24 win at TB Dec. 21...line closed out season, blocking for team-record 289 yards in AFC West clinching win over Denver Dec. 28...OL keyed 167-yard rushing night in Jan. 5 AFC Wild Card Playoff win over Indy, including GW TD on 22-yard run in OT. **2007: Pro Bowl second-alternate...tabbed to play in place of**

Baltimore's Jonathan Ogden...Oct. 7 at Denver, OL cleared way for 214 yards rushing and Oct. 14 vs. Oakland, anchored 206-yard rushing performance...line powered way for 191 yards rushing in 24-10 win at KC Dec. 2, including rush TDs of 31 and 28 yards to break 10-10 tie at half...blocked 274-yard rush day vs. Detroit Dec. 16, then second-most in team history...OL DNA any sacks in Jan. 13 AFC Divisional Play-off win at Indianapolis and OL had perfect blocks as Billy Volek scored GW TD on one-yard QB sneak in 4Q. **2006: Pro Bowl first-alternate...added to team after Cincinnati's Willie Anderson pulled out due to injury...USA Today Sports Weekly All-Pro...All-Rookie by PFW and PFWA...USA Today All-Joe...Chargers co-Lineman of Year...NFL**





Offensive ROM in September...OL allowed no sacks and cleared way for 241-yard rushing day and three TDs vs. Tennessee Sept. 17...line cleared way for 150-yard rush game Wk 3 vs. Baltimore, team which was ranked first in NFL vs. run (34.3 ypg) coming into game...OL set tone for 216-yard rush day vs. St. Louis Oct. 29...**shared Chargers Alumni POW honors with OL** after 35-27 comeback win at Denver Nov. 19...line anchored 265-yard rush game in 20-9 win over KC Dec. 17...blocked for 148-yard rush effort in AFC Playoffs vs. NE...started at RT for AFC in 2007 Pro Bowl.

COLLEGE: All-America as senior...first-team All-SEC as junior and senior...between 2002 and 2006 Capital One Bowl, played 43 consecutive games without allowing sack...SEC Lineman of Week following '04 game against Kentucky and Auburn POG following Citadel contest...2002 SEC All-Freshman...played at Auburn from 2002-05...adult education major.

PERSONAL: Born in Chicago, Illinois...All-America at Cedar Grove High School in Ellenwood, Georgia...selected to play in Georgia-Florida All-Star Game...lettered in baseball, basketball and track...second in state in shot put.

Games Played-Started: 2006 (16-16, San Diego); **2007** (16-16, San Diego); **2008** (14-14, San Diego); **Total** (46-46).

Postseason Games Played-Started: 2006 (1-1, San Diego); **2007** (3-3, San Diego); **2008** (2-2, San Diego); **Total** (6-6).



56 SHAWNE MERRIMAN

Linebacker	Maryland
6-4, 265	Draft 1A - '05
5th NFL Season	Frederick Douglas HS
5th with Chargers	Upper Marlboro, Md.

VETERANS & RETURNING PLAYERS

In 2008, the Chargers and the NFL lost one of its most dominant stars for the season, when outside linebacker Shawne Merriman underwent left knee surgery after the season opener. Originally injured during the 2007 season, Merriman had hoped that he could make it through 2008 on the injured knee. The surgery to repair torn posterior cruciate and lateral collateral ligaments was performed Sept. 15 in Coral Gables, Florida. After months and months of rehab, the man known as "Lights Out" is ready to turn the lights back on and step out onto the field for the 2009 season.

Without a doubt, Merriman was missed, as the team's sack total fell from 42 in 2007 to just 28 in 2008.

Merriman will begin the '09 season with 39.5 career sacks, eighth in team history.

Prior to the injury, Merriman had an outstanding year in 2007, recording a career-best 96 tackles, 12.5 sacks and 22 tackles for loss. He became just the sixth player in NFL history to begin a career with three straight seasons of 10-or-more sacks, joining the late Reggie White (1985-93), Dwight Freeney (2002-05), the late Derrick Thomas (1989-92), Jevon Kearse (1999-2001) and Anthony Smith (1991-93). He also joined Leslie O'Neal (1992-95) as only players in team history with three-or-more consecutive seasons with 10+ sacks. In '06, he led the NFL with 17 sacks and as a rookie put up 10 in 2005. His 17-sack season in 2006 tied for the second-most prolific season in team history.

It is said that sacks come in bunches and Merriman certainly likes to collect them that way. In 43 career games, the Maryland product has recorded two or more sacks 11 times and the Chargers have gone 10-1 when he does.

Merriman is a workout fanatic who spends countless hours in the gym. He has incorporated boxing into his exercise regimen and trains regularly. Shawne's uncle, Henry "Sugar Poo" Buchanan, boxes professionally and is one of the nation's top up-and-coming super middleweight fighters with a professional record of 17-2 with 12 wins by knockout. Merriman also owns a home in Los Angeles and as part of his offseason training regimen, it is not uncommon to find him pumping iron at the world-famous Muscle Beach in Venice Beach, Calif. or running the hills of the famed Mulholland Drive above Los Angeles.

The question Merriman is most often asked is where the nickname "Lights Out" originated. He was given that moniker during his sophomore season in high school after knocking out four players in the first half of a game. Merriman was such a ferocious hitter in high school that his coaches didn't even allow him to participate in contact drills with his teammates in practice. On his right forearm is a tattoo of a light switch in the off position and the words "Lights Out," and his Mercedes G500 has the "Lights Out" logo emblazoned on its headrests and floor mats.

Merriman still maintains close ties with his alma




**VETERANS &
RETURNING PLAYERS**


mater. He bought new uniforms, a whirlpool and other equipment for the Douglass HS football program after he signed with the Chargers. He also speaks regularly to Eagles' Head Coach J.C. Pinkney, who was an assistant coach when Merriman played at the school. In 2006 during the Chargers' bye week, Douglass High School retired Merriman's No. 44 and he attended the ceremony.

Despite all of the notoriety that comes with being a first-round draft choice and a Pro Bowler, Merriman has not let go of his past and the tough upbringing that he endured as a child. Several times when money was tight for the family, Merriman found himself living in one of the many homeless shelters in Maryland and the District of Columbia. He knows how important those shelters can be and has contributed his own earnings to support homeless shelters in San Diego and Los Angeles. In 2007, Merriman hosted a Comedy Jam and a celebrity bowling tournament that raised more than \$200,000 for the Salvation Army and the Alpha Project. Both organizations later paid tribute to Merriman for his support of the homeless. And last December, Merriman hosted another celebrity bowling event, this one at Hollywood's Lucky Strike Lanes that benefitted Feeding America and Stand Up For Kids.

Merriman's work in helping the homeless extends to his native Maryland and around the country. He



continues to host a coat collection drive at his collegiate alma mater, the University of Maryland. The coat drive started when he was in college and continues even into his professional career. Merriman returns to the College Park, Md. campus every year and collects on average 6,000-8,000 coats for the homeless. The Community for Creative Non-Violence Shelter in Washington D.C. is one of the main beneficiaries of the coat drive. A couple of years ago, the Burlington Coat Factory Co. asked Merriman to be its national spokesperson for their "One Warm Coat Drive."

In recent years, Merriman has visited wounded U.S. soldiers at the Bethesda and Walter Reed Hospitals in Washington D.C., and in 2006 while serving a four-game suspension from the NFL, he volunteered for Habitat for Humanity, helping to rebuild homes in and around New Orleans that were still in disrepair following Hurricane Katrina, which struck in 2005.

More recently, Merriman had the privilege of helping a San Diego couple get back on its feet after they lost their Rancho Bernardo home in the October 2007 Witch Creek wildfire. Through Lights Out Development, a construction company of which

Merriman is part-owner, he helped make sure that Josh and Kristy Mellow would be among the first residents to move into a new home. Lights Out Development completed the work in just 56 days and last January, Merriman joined the Mellows as they toured their new two-story home for the first time. Losing his own home twice to fires during his childhood years in Maryland taught Merriman all he needed to know about losing everything. He remembers the helplessness and leaned on that experience as added motivation to help the Mellows.

Aside from his work with Lights Out Development, Merriman is a part-owner of the Stingaree nightclub in San Diego, as well as the owner of the Lights Out clothing line. He also owns a Lights Out nightclub in Maryland and is planning to open a similar club in San Diego.

Merriman is one of the NFL's most recognizable players and he's among the cadre of sports and entertainment celebrities making a name for himself on the social media website, Twitter.com. This offseason, Merriman gained quite a following with his "Tweets" from Europe during a nine-day tour to promote VeMMA Energy Drinks, for which he is a spokesman. Merriman also has his own website, www.shawnemerriman.com.



Beyond the virtual world, Merriman has become quite recognizable as well in the mainstream media. In 2008, Merriman signed on to co-host FOX Sports' "Pro Football Preview" show, commuting to Los Angeles to tape the show every Thursday, even after his knee surgery. In 2007, NASCAR invited him to wave the green flag to signal the start of the Auto Club 500 race at the Auto Club Speedway in Fontana, California, and earlier in '07, ESPN invited him to Bristol, Connecticut to serve as a guest host on the network's NFL Live show, while also making guest appearances on several other ESPN television and radio shows. Merriman was also asked to be a judge for the 2008 Miss USA Pageant Finals in Las Vegas.

Shawne's hobbies include riding Jet Skis, bowling, baseball and basketball. In April 2006, the San Diego Padres invited him to throw out the ceremonial first pitch before a game at PETCO Park and in March '06, ESPN asked him to be a celebrity judge during the McDonald's High School All-America game's slam dunk contest at San Diego State's Cox Arena. Merriman played basketball in high school and one of his teammates was Eric Arrington, the younger brother of former Washington Redskins and New York Giants linebacker LaVar Arrington.

TRANSACTION HISTORY: First-round pick (12), April 23, 2005...signed five-year contract, Aug. 2, 2005.

2008: Placed on IR Sept. 10 (knee). **2007: Pro Bowl...second-team AP All-Pro...All-NFL by USA Today**



Sports Weekly...huge game with two sacks, FF, TFL and PBU Wk 2 vs. NE on NBC SNF...30th-career sack Wk 4 vs. KC, tying him with Derrick Thomas for second-fastest (31



games) to 30 and also became second-youngest to 30 (Terrell Suggs)...**SI.com Defensive POW** after 2.5 sacks Wk 6 vs. Oakland...**AFC Defensive POW and AP POW** following season-high three-sack performance, along with FR and TFL, in 24-10 win at KC Dec. 2...two sacks Dec. 9 at Tennessee before leaving game in 2Q with knee injury following questionable hit...INA and missed first-career game (knee) vs. Detroit Dec. 16...team-leading 12.5 sack of season at Oakland Dec. 30 was 39.5 of career, moving him into eighth on team's all-time sacks list...early in 2Q of Jan. 6 AFC Wild Card Playoffs vs. Tennessee, blew up Chris Brown at SD 11-yard line with tackle and FF...team-leading two TFLs in Jan. 13 AFC Divisional Playoff win at Indianapolis...very late in 4Q, ended Colts' potential GW drive by pressuring Manning into inc. on 4th-and-goal from Chargers' seven with Bolts leading 28-24 and only 2:01 left in game...saw reserve action in Pro Bowl, finishing with four tackles.

2006: Pro Bowl... first-team All-Pro by AP, SI, Sporting News, USA Today Sports Weekly, PFW and PFWA (also earning All-AFC honors from PFW & PFWA) and ESPN.com...team's Defensive POY... NFL.com All-Interview Team... Chargers Alumni POW after three sacks and

TFL in Sept. 11 season opener at Oakland...first-career INT Wk 2 vs. Tennessee...**Defensive POW by USA Today and SI.com** after three sacks Oct. 29 vs. St. Louis...suspended Wks 8-11 after testing positive for banned substance in violation of NFL's substance abuse policy...returned Dec. 3 at Buffalo and racked up two sacks, two FF and PBU en route to selection as **SI.com Defensive POW** ...two sacks, two FF and own FR vs. Denver Dec. 10...late 4Q sack, FF and FR at Broncos' seven led to LT's record-breaking 29th TD on following play...**AFC Defensive POW** after 3.5-sacks in 27-20

win at Seattle Dec. 24...closed out season Dec. 31 against Arizona with 17th sack of season to put away NFL sack title...4Q sack in AFC Playoff game vs. NE...four TT and FF as starter in Pro Bowl. **2005: Pro Bowl...NFL Defensive ROY by AP, SI.com, PFW and PFWA and SD Union-Tribune...NFL ROY and All-Pro by Sporting News...SI and SI.com All-Pro...All-Rookie by PFW and PFWA and NFL.com...Fox Sports**

Howie Long Tough Guy...INA Wk 1 vs. Dallas (knee)...STT on opening KO of first-career game, at Denver Sept. 18...moved into starting lineup at Philadelphia Oct. 23 and recorded sack...**Diet Pepsi NFL ROW** after two sacks in 48-10 win over Buffalo Nov. 20...**Defensive POW by AFC and SI.com, recipient of ESPN NFL Prime Time Game Ball and ROW by FOXSports.com** after hand in three sacks and three TFLs during 26-17 win Dec. 18 in Indy to knock off 13-0 Colts.



Merriman and former Tennessee Titans running back, Eddie George, were co-hosts of FOX Sports' Pro Football Preview in 2008. Photo: FOX Sports

VETERANS & RETURNING PLAYERS

SHAWNE MERRIMAN'S ALL-PRO HONORS



Three-time Pro Bowl selection (2005-07 seasons)



Associated Press NFL Defensive Rookie of the Year (2005), first-team All-Pro (2005-06) and second-team All-Pro (2007)



Sports Illustrated NFL Defensive Rookie of the Year (2005) and All-Pro (2005-06)



Sporting News' NFL Rookie of the Year (2005) and All-Pro (2005-06)



Pro Football Weekly and Professional Football Writers of America NFL Defensive Rookie of the Year (2005) and All-Pro (2006)



USA Today Sports Weekly All-Pro (2006-07)



ESPN.com All-Pro (2006)

Continued next page



VETERANS & RETURNING PLAYERS



COLLEGE: All-America and All-ACC following junior and final season...led team in sacks (8.5) and TFLs (17) in 2004, tying for second in ACC in sacks and ranking third in TFLs...ACC POW following Clemson game in '04...led team and second in ACC with 8.5 sacks in '03...ACC ROW following UNC game in '02...finished career with 189 TT, 22 sacks, 32.5 TFLs, 27 pressures, 10 PBUs, four FFs and three FRs...played at Maryland from 2002-04...criminology/criminal justice major.

PERSONAL: Born in Washington, D.C....all-time leader at Frederick Douglass High School in Upper Marlboro, Maryland with 443 TT...Maryland Defensive POY, All-America and all-state as senior...started three years on basketball team.

Regular Season

Year	Team	G-S	Tack.-Asst.	Total	Sacks-Yds.	Int.-Yds.	Long	TD	Pass Def.	Fumbles For.-Rec.	TFL	Special Teams Tackles
2005	San Diego	15-10	41-13	54	10-61	0-0	0	0	5	2-0	17	3
2006	San Diego	12-12	46-20	66	17-93	1-10	10	0	8	4-1	22	0
2007	San Diego	15-15	63-33	96	12.5-81	0-0	0	0	5	1-2	22	0
2008	San Diego	1-1	1-3	4	0-0	0-0	0	0	0	0-0	1	0
Totals		43-38	151-69	220	39.5-235	1-10	10	0	18	7-3	62	3

Postseason

Year	Team	G-S	Tack.-Asst.	Total	Sacks-Yds.	Int.-Yds.	Long	TD	Pass Def.	Fumbles For.-Rec.	TFL	Special Teams Tackles
2006	San Diego	1-1	2-2	4	1-0	0-0	0	0	0	0-0	1	0
2007	San Diego	3-3	11-5	16	1-4	0-0	0	0	1	1-0	3	0
Totals		4-4	13-7	20	2-4	0-0	0	0	1	1-0	4	0

Single-game Highs

- Tackles — 10, twice, Last: vs. Houston, Oct. 28, 2007
- Sacks — 3.5, at Seattle, Dec. 24, 2006
- Interceptions — 1, vs. Tennessee, Sept. 17, 2006
- Interception Return Yards — 10, vs. Tennessee, Sept. 17, 2006
- Interception Return Long — 10, vs. Tennessee, Sept. 17, 2006

Postseason Single-game Highs

- Tackles — 6, vs. Tennessee, Jan. 6, 2008
- Sacks — 1, twice, Last: vs. Tennessee, Jan. 6, 2008

TOP 10 HOME ATTENDANCE FIGURES

Date	Opponent	W-L	Score	Attendance
Sun. Dec. 28, 2008	Denver	W	52-21	69,131
Mon. Sept. 22, 2008	New York Jets	W	48-29	68,922
Sun. Jan. 14, 2007	New England+	L	24-21	68,810
Sun. Oct. 12, 2008	New England	W	30-10	68,704
Mon. Oct. 10, 2005	Pittsburgh	L	22-24	68,537
Sun. Nov. 23, 2008	Indianapolis	L	20-23	68,428
Sun. Oct. 24, 1999	Green Bay	L	3-31	68,274
Thurs. Dec. 4, 2008	Oakland	W	34-7	68,097
Sat. Jan. 3, 2009	Indianapolis^	W	23-17 (OT)	68,082
Sun. Dec. 8, 2002	Oakland	L	7-27	67,968

+ AFC Divisional Playoff game ^ AFC Wild Card Playoff game

TOP 10 ROAD ATTENDANCE FIGURES

Date	Opponent	W-L	Score	Attendance
Sun. Nov. 27, 2005	at Washington	W	23-13 (OT)	84,930
Sun. Oct. 26, 2008	at New Orleans*	L	32-37	83,226
Sun. Nov. 1, 1970	at Cleveland	W	27-10	80,047
Sun. Oct. 15, 1972	at Miami	L	10-24	80,010
Mon. Oct. 9, 1995	at Kansas City	L	23-29	79,288
Sun. Nov. 19, 1972	at Kansas City	W	27-17	79,011
Mon. Sept. 7, 1981	at Cleveland	W	44-14	78,904
Sun. Oct. 31, 1999	at Kansas City	L	0-34	78,473
Sun. Sept. 7, 2003	at Kansas City	L	14-27	78,048
Sun. Dec. 22, 2002	at Kansas City	L	22-24	77,899

* at London, England (Wembley Stadium)



2008 Game-By-Game Defensive Statistics

Date	Opponent	Sacks	Yards	TFL	FF
09/07	Carolina*	0	0	1	0

2007 Game-By-Game Defensive Statistics

Date	Opponent	Sacks	Yards	TFL	FF
09/09	Chicago*	0	0	2	0
09/16	at New England*	2	16	3	1
09/23	at Green Bay*	0	0	0	0
09/30	Kansas City*	1	8	3	0
10/07	at Denver*	0	0	0	0
10/14	Oakland*	2.5	12	3	0
10/28	Houston*	0	0	0	0
11/04	at Minnesota*	0	0	0	0
11/11	Indianapolis*	0	0	1	0
11/18	at Jacksonville*	0	0	0	0
11/25	Baltimore*	1	14	3	0
12/02	at Kansas City*	3	19	4	0
12/09	at Tennessee*	2	10	2	0
12/16	Detroit	Inactive			
12/24	Denver*	0	0	0	0
12/30	at Oakland*	1	2	1	0
Totals		12.5	81	22	1
01/06	Tennessee**	1	4	1	1
01/13	at Indianapolis+	0	0	2	0
01/20	at New England**	0	0	0	0
Totals		1	4	3	1

2006 Game-By-Game Defensive Statistics

Date	Opponent	Sacks	Yards	TFL	FF
09/11	at Oakland*	3	19	4	0
09/17	Tennessee*	0	0	0	0
10/01	at Baltimore*	1	5	1	0

10/08	Pittsburgh*	.5	4	2	0
10/15	at San Francisco*	1	6	2	0
10/22	at Kansas City*	0	0	1	0
10/29	St. Louis*	3	16	3	0
12/03	at Buffalo*	2	15	2	2
12/10	Denver*	2	6	2	2
12/17	Kansas City*	0	0	0	0
12/24	at Seattle*	3.5	12	4	0
12/31	Arizona*	1	10		0
Totals		17	93	22	4
01/14	New England**	1	0	0	0

Suspended (11/5 vs. Cleveland, 11/12 at Cincinnati, 11/19 at Denver and 11/26 vs. Oakland)

2005 Game-By-Game Defensive Statistics

Date	Opponent	Sacks	Yards	TFL	FF
09/11	Dallas	Inactive			
09/18	at Denver	0	0	0	0
09/25	New York Giants	0	0	1	0
10/02	at New England	0	0	0	0
10/10	Pittsburgh	1	3	1	1
10/16	at Oakland	0	0	0	0
10/23	at Philadelphia*	1	10	1	0
10/30	Kansas City*	2	13	2	1
11/06	at New York Jets*	1	8	1	0
11/20	Buffalo*	2	12	2	0
11/27	at Washington*	0	0	0	0
12/04	Oakland*	0	0	1	0
12/11	Miami*	0	0	1	0
12/18	at Indianapolis*	2	12	6	0
12/24	at Kansas City*	0	0	0	0
12/31	Denver*	1	3	1	0
Totals		10	61	17	2



VETERANS & RETURNING PLAYERS



63 SCOTT MRUCZKOWSKI

Center	Bowling Green
6-5, 325	Draft 7 - '05
5th NFL Season	Benedictine HS
5th with Chargers	Garfield Heights, Ohio

Scott Mruczkowski (merch-COW-ski) has found his niche on the team's offensive line. After serving as a key backup at all three interior line positions, he has settled at center.

While playing mostly guard, two years ago it was his block that bought Philip Rivers the extra time necessary to throw the go-ahead touchdown pass in the Bolts AFC Wild Card Playoff win over Tennessee, their first postseason victory since 1994.

Last year, he again had his number called during a pivotal late-season game at Kansas City's Arrowhead Stadium to play left guard and again Mruczkowski delivered as the Bolts rallied from a 21-10 deficit with two touchdowns in the final 1:13.

It's this kind of versatility that led General Manager A.J. Smith to reward "Mooch" with a new three-year contract thru 2010 last February.

Scott is not the only NFL player in the family. His brother, Gene, enjoyed an NFL career as an offensive lineman with the New England Patriots and Miami Dolphins.

Since college, Mruczkowski has been an avid golfer. In 2004, he scored a hole in one on the par-three ninth hole at the Brandywine Country Club in Ohio while playing with Gene and a family friend.

Mruczkowski also enjoys fishing. As a Cleveland-area native, he certainly doesn't miss Ohio winters. He spends as much time as possible at San Diego's beaches and loves the water. His uncle, Steve, has a boat and a cabin on Catawba Island in Ohio and taught Mooch to fish when he was a child.

Mruczkowski is engaged to Kate LaMaster. The couple plans to get married in February 2010 in Jaco, Costa Rica.



VETERANS & RETURNING PLAYERS



TRANSACTION HISTORY: Seventh-round pick (242), April 24, 2005...signed, June 16, 2005...signed three-year contract thru 2010, Feb. 27, 2008.

2008: Started Wk 12 vs. Atlanta at LG for Kris Dielman, who was late scratch due to stomach virus... took over for Dielman in 2Q of KC game Dec. 14 after he was ejected for throwing phantom punch...Chargers trailed 21-10 in 4Q of Chiefs game and rallied for 22-21 win, with OL giving Philip Rivers time to complete 19 of 25 for 199 yards with two TDs. **2007:** Came in for one snap at RG Dec. 2 at KC after Mike Goff was injured and buried Chiefs defender to open huge hole for LT to score TD on 31-yard run...reported as extra OL for one play late in 3Q of AFC Wild Card Playoffs vs. Tennessee and threw key block to help give Rivers time to throw 25-yard TD pass to Vincent Jackson that gave Chargers' their first lead of game. **2006:** Saw late action in Sept. 17 game vs. Tennessee at LG and helped deliver key

blocks during 73-yard run by Michael Turner and 14-yard TD run by Charlie Whitehurst two plays later...started Wk 11 vs. Oakland for injured Dielman...injured knee Wk 13 vs. Denver during PAT and INA Wks 14-16...returned to action for AFC Playoffs vs. NE. **2005:** Saw ST action Weeks 6-7, 9-11 & 15.

COLLEGE: Second-team All-MAC and team captain as senior in '04...invited to 2005 East-West Shrine Game...started school-record 49 consecutive games... first-team all-conference and Team's Top OL in '03... started at LG as frosh and soph...redshirted in 2000... played at Bowling Green from 2000-04...productions and operations management major.

PERSONAL: Born in Cleveland, Ohio...all-area at Benedictine HS in Cleveland, state champions in '96 and regional champs in '97...lettered in track...student council president...dean's list student with 3.5 GPA.

Games Played-Started: **2005** (6-0, San Diego); **2006** (7-1, San Diego); **2007** (15-0, San Diego); **2008** (16-0, San Diego); **Total** (44-1).

Postseason Games Played-Started: **2008** (2-0, San Diego).

CHARGERS NATIONAL TV NIGHT GAMES

(Total Night Games: 34-35, .493; Home Night Games: 27-22, .551)

Day	Date	Opponent	W-L	Score	Day	Date	Opponent	W-L	Score
Mon.	10/12/70	Green Bay	L	20-22	Sun.	11/05/95	Miami	L	14-24
Mon.	11/15/71	St. Louis	W	20-17	Mon.	11/27/95	Oakland	W	12-6
Mon.	11/13/72	Cleveland	L	17-21	Mon.	10/21/96	Oakland	L	14-23
Mon.	12/15/75	N.Y. Jets	W	24-16	Mon.	11/11/96	Detroit	W	27-21
Mon.	12/04/78	Chicago	W	40-17	Sun.	12/01/96	New England	L	7-45
Thu.	10/25/79	at Oakland	L	22-45	Sun.	12/22/96	Denver	W	16-10
Mon.	12/17/79	Denver	W	17-7	Thu.	10/16/97	at Kansas City	L	3-31
Sun.	10/26/80	at Dallas	L	31-42	Sun.	11/16/97	Oakland	L	13-38
Thu.	11/20/80	at Miami	W	OT 27-24	Sun.	11/30/97	Denver	L	28-38
Mon.	12/22/80	Pittsburgh	W	26-17	Sun.	11/29/98	Denver	L	16-31
Mon.	09/07/81	at Cleveland	W	44-14	Sun.	10/29/00	Oakland	L	13-15
Mon.	11/16/81	at Seattle	L	23-44	Mon.	10/27/03	Miami*	L	10-26
Mon.	12/21/81	Oakland	W	23-10	Sat.	01/08/05	N.Y. Jets^	L	OT 17-20
Mon.	11/22/82	at L.A. Raiders	L	24-28	Sun.	09/25/05	N.Y. Giants	W	45-23
Mon.	12/20/82	Cincinnati	W	50-34	Mon.	10/10/05	Pittsburgh	L	22-24
Mon.	09/12/83	at Kansas City	W	17-14	Sun.	12/04/05	Oakland	W	34-10
Mon.	10/31/83	Washington	L	24-27	Mon.	09/11/06	at Oakland	W	27-0
Thu.	12/01/83	L.A. Raiders	L	10-42	Sun.	10/08/06	Pittsburgh	W	23-13
Mon.	09/24/84	at L.A. Raiders	L	30-33	Sun.	11/19/06	at Denver	W	35-27
Mon.	10/29/84	Seattle	L	0-24	Sun.	12/17/06	Kansas City	W	20-9
Mon.	12/03/84	Chicago	W	20-7	Sun.	09/16/07	at New England	L	14-38
Mon.	10/28/85	at L.A. Raiders	L	21-34	Sun.	11/11/07	Indianapolis	W	23-21
Sun.	12/08/85	Pittsburgh	W	54-44	Mon.	12/24/07	Denver	W	23-3
Mon.	10/06/86	at Seattle	L	7-33	Mon.	09/22/08	New York Jets	W	48-29
Thu.	11/20/86	L.A. Raiders	L	10-42	Sun.	10/12/08	New England	W	30-10
Sun.	11/15/87	L.A. Raiders	W	16-14	Sun.	10/26/08	at New Orleans+	L	32-37
Sun.	11/06/88	L.A. Raiders	L	3-13	Sun.	11/23/08	Indianapolis	L	20-23
Sun.	11/12/89	L.A. Raiders	W	14-12	Thu.	12/04/08	Oakland	W	34-7
Sun.	11/25/90	Seattle	L	OT 10-13	Sun.	12/28/08	Denver	W	52-21
Sun.	12/01/91	L.A. Raiders	L	7-9	Sat.	01/03/09	Indianapolis^	W	OT 23-17
Sun.	11/29/92	L.A. Raiders	W	27-3	Sun.	01/11/09	at Pittsburgh^^	L	24-35
Sun.	11/14/93	Chicago	L	13-16	^ AFC Wild Card Playoff game				
Mon.	11/29/93	at Indianapolis	W	31-0	^^ AFC Divisional Playoff game				
Sun.	12/12/93	Green Bay	L	13-20	* Game played at Arizona's Sun Devil Stadium due to San Diego wildfires				
Mon.	12/27/93	Miami	W	45-20	+ At London, England				
Sun.	09/04/94	at Denver	W	37-34					
Mon.	12/05/94	L.A. Raiders	L	17-24					



11

LEGEDU NAANEE

Wide Receiver	Boise State
6-2, 220	Draft 5 - '07
3rd NFL Season	Franklin HS
3rd with Chargers	Portland, Ore.

In Legedu Naanee (LEG-a-doo Nah-NAY) from Boise State, the Chargers have a versatile athlete that can play wide receiver, tight end and fullback and make things happen whenever he has the ball in his hands.

Last year, Naanee focused on playing wide receiver, while also ranking as one of the squad's top special teams players. He came on with his best performances late in the season and caught his first-ever NFL touchdown pass in the Bolts' AFC Divisional Playoff game in Pittsburgh.

As a collegian, Naanee was part of the Boise State team that captured the nation's attention and shocked the college football establishment by upsetting the Oklahoma Sooners with a stunning come-from-behind overtime win in the 2007 Tostitos Fiesta Bowl. Naanee had a hand in the famed "Statue of Liberty Play" on which the Broncos scored the game-winning touchdown. He was the receiver to whom quarterback Jared Zabransky faked a throw to before handing the ball to running back Ian Johnson.



Naanee began his career at Boise State as a quarterback and was named Offensive Scout Team Player of the Year following his redshirt year in

2002 and his freshman year in 2003. The Broncos' coaching staff moved him to wide receiver late in his sophomore season of 2004 and a year later, he started all 13 games as a junior for the Broncos at wide receiver.

Naanee's background as a quarterback paid dividends for the Chargers during his rookie season. Prior to playing the Tennessee Titans on Dec. 9 and in the Wild Card round of the playoffs, Naanee went under center and ran the scout team offense. His athleticism helped the Bolts prepare for Titans quarterback Vince Young. Apparently Naanee did a good acting job. The Chargers beat Tennessee in both contests and only allowed 23 points in the two victories.

Pound for pound, Naanee is one of the strongest players ever to play at Boise State. As a freshman in 2003, he set several weight-lifting records for quarterbacks and as a sophomore in 2004 he set some of the same records for wide receivers.

Naanee was born in Portland, Oregon, but his father, Agbora, was born in Nigeria in a village outside of Lagos. His first name, Legedu, means "Good is coming" in Nigerian and Naanee is the family surname. Legedu has been to Nigeria twice to visit family members who still live there.

TRANSACTION HISTORY: Fifth-round pick by Chargers (172), April 29, 2007...signed four-year contract, July 25, 2007.

2008: Caught two-point conversion late in 4Q at Denver Sept. 14 for 38-31 lead...first-career TD catch (four yards) in 4Q of Jan. 11 AFC Divisional Playoffs at Pittsburgh. **2007:** Caught first two career passes, both during TD drive Nov. 4 at Minnesota...paced team with three STT and set up GW 4Q TD in Jan. 20 AFC Divisional Playoffs at Indy with 27-yard screen to 15.

COLLEGE: First-team All-WAC as senior...led team in receptions as senior and TD catches as junior and senior...career-high 129 yards for first-career 100-yard game in BCS bowl-clinching win over Nevada in '06...redshirted in 2002...played at Boise State from 2002-06...business management degree.

PERSONAL: Born in Portland, Oregon...League Offensive POY as junior and senior at Franklin HS in Portland...first-team all-league and team captain sd senior after leading team to state playoffs...all-league in basketball as junior.

Regular Season		Receiving					Special Teams
Year	Team	G-S	No.-Yds.	Avg.	Long	TD	Tackles
2007	San Diego	13-0	8-69	8.6	22	0	1
2008	San Diego	16-0	8-64	8.0	18	0	10
Totals		29-0	16-133	8.3	22	0	11

VETERANS & RETURNING PLAYERS





VETERANS & RETURNING PLAYERS



Postseason		Receiving					Special Teams
Year	Team	G-S	No.-Yds.	Avg.	Long	TD	Tackles
2007	San Diego	3-0	1-27	27.0	27	0	4
2008	San Diego	2-0	2-19	9.5	15	1	2
Totals		5-0	3-46	15.3	27	1	6

Single-game Highs

Receptions — 3, at Jacksonville, Nov. 18, 2007
 Receiving Yards — 39, at Minnesota, Nov. 4, 2007
 Receiving Long — 22, at Minnesota, Nov. 4, 2007



27
PAUL OLIVER

Safety
5-10, 210
3rd NFL Season
3rd with Chargers

Georgia
Draft 4 (Supplemental) – '07
Harrison HS
Kennesaw, Ga.

Paul Oliver has had to bide his time, but his patience has been rewarded with increased playing time on special teams as well as in the secondary. With Clinton Hart slowed by a shoulder injury late in the '08 season, Oliver took advantage of the opportunity and intercepted his first-career pass in the Bolts' AFC West clinching win over Denver.

A supplemental draft pick in 2007, Oliver played cornerback throughout his career at Georgia, but the

Chargers like his versatility and are exploring different ways to get him on the field. Oliver is the only Charger selected in the supplemental draft since the team used a second-round pick in 1998 to take three-time Pro Bowl defensive tackle Jamal Williams.

Oliver, who left school early to pursue his dreams of an NFL career, his continued his education at Georgia as he works toward his degree in consumer economics.

TRANSACTION HISTORY: Fourth-round draft choice by San Diego in the 2007 Supplemental Draft...signed four-year contract thru 2010, July 24, 2007.

2008: Season-high six TT Nov. 16 at Pittsburgh...first-career INT off Denver's Jay Cutler in end zone to erase late 2Q drive in Dec. 28 season-ending and AFC West clinching win. **2007:** INA for all 16 games and all three playoff contests.

COLLEGE: Career-high nine TT, including three TFLs in final college game, Chick-fil-A Bowl win over 14th-ranked Virginia Tech...as junior, sealed wins over Ole

Miss and 16th-ranked Georgia Tech with late-game INTs...finished career with 94 TTs, seven INTs, three sacks and 8.5 TFLs...team's Most Improved Defensive Player as soph...team's Iron Man Award at end of redshirt frosh season for perfect attendance at practice and workouts...entered NFL's Supplemental Draft following junior season...redshirted in 2003...played at Georgia from 2003-06...majored in housing.

PERSONAL: Born in Kennesaw, Georgia...All-America as senior at Harrison High School in Kennesaw...INT 12 passes over final two prep seasons.

Regular Season									Pass	Fumbles	Special Teams	
Year	Team	G-S	Tack.-Asst.	Total	Sacks-Yds.	Int.-Yds.	Long	TD	Def.	For.-Rec.	TFL	Tackles
2008	San Diego	12-0	7-2	9	0-0	1-0	0	0	1	0-0	0	4

Regular Season									Pass	Fumbles	Special Teams	
Year	Team	G-S	Tack.-Asst.	Total	Sacks-Yds.	Int.-Yds.	Long	TD	Def.	For.-Rec.	TFL	Tackles
2008	San Diego	2-0	4-0	4	0-0	0-0	0	0	0	0-0	0	0



81

KASSIM OSGOOD

Wide Receiver
6-5, 220
7th NFL Season
7th with Chargers

San Diego State
Free Agent - '03
North Salinas HS
Salinas, Calif.

Kassim Osgood led the Chargers special teams in tackles in 2008 with 17, but it's a fumble recovery late in a mid-December game in Kansas City that is most memorable. His recovery of a muffed onside kick set up the game-winning touchdown in a 22-21 win over the Chiefs. A loss would've eliminated the Chargers from the AFC Playoff race.

Osgood has a history of big special teams plays in Kansas City. His prowess on special teams was highlighted by one play at Arrowhead Stadium in 2004. He chased down Dante Hall, then the NFL's top return specialist, during what looked to be a 92-yard kickoff return for a touchdown and forced a fumble that the Chargers would recover. It was a critical turning point in the Chargers' season as they went on to win the game, 34-31, ending a seven-game losing streak at Arrowhead Stadium. And that season would end with the Chargers winning the AFC West crown, their first since 1994.

Osgood has been to the Pro Bowl two of the last three years for his work on special teams. He's one of the best at his craft and routinely commands double and triple teams when covering kickoffs or punts.

Off the field, Osgood has taken full advantage of the platform that football has afforded him. He is jokingly referred to by his teammates as "The Mayor of San Diego" for his numerous contacts in the business and nonprofit communities. Osgood oversees the Team K.O. Foundation. In 2006, the San Diego Police Historic Association honored Osgood with its Jose Cota Man of the Year Award for community service. And last April, he was one of 12 NFL players selected by CBS's James Brown and the NFL Players Association to receive a JB Award for his contributions to the community.


As part of his commitment to local youth, especially those who excel in the classroom, Osgood donates 50 tickets to each Chargers home game for San Diego City School students to sit in the Chargers Community Corner. The students are selected by a committee of teachers based on outstanding academics and citizenship. This past spring, Osgood fulfilled a commitment of his own, finishing his last course at San Diego State to officially earn his bachelor's degree in sociology and become the first member of his family to graduate from college.

Another passion of Osgood's is acting. For most of his life, he has been involved in acting but he really became hooked after taking a class while a student at Cal Poly-San Luis Obispo. Osgood holds a coveted Screen Actors Guild card, as well as one from the American Film, TV and Radio Association.

One of his close friends is Michael Clarke Duncan, star of the movie

"The Green Mile." Osgood's own screen credits include roles in the movie "We Were Soldiers," the CBS television show "Jericho," MTV shows "Road Rules: Viewers Revenge" and "Short Circuitz," along with roles in several television commercials.

Capoiera, a Brazilian form of martial arts, and basketball are among Osgood's hobbies. He is friends with former UFC Champion, Chuck "The Iceman" Liddell, and has attended several of his bouts, including Liddell's last fight against Mauricio "Shogun" Rua at the Bell Center in Montreal, Canada.



TRANSACTION HISTORY: Signed with Chargers as undrafted rookie, May 2, 2003...signed new four-year contract thru 2009, Jan. 27, 2006.

2008: Pro Bowl second-alternate...Chargers Alumni ST POM in October...recovered onside kick with just over one minute remaining in 4Q Dec. 14 at KC to start GW drive.



2007: Pro Bowl...All-NFL and All-AFC by PFW and PFWA...Chargers ST POY...three STT Oct. 28 vs. Houston with all three inside 20-

yard line...made two huge special teams plays Dec. 9 at Tennessee...early in 4Q, downed punt at one...following three-and-out, Bolts drove for TD to cut deficit to 17-10...in OT, correctly called heads on coin toss to give San Diego ball...when Bolts had to punt after first series of OT, he and Antonio Cromartie teamed to down ball at Titans' two...after another defensive three-and-out, offense drove for GW score.

2006: Pro Bowl...All-AFC by PFW and PFWA...Chargers ST POY...season-high four STT in AFC Divisional



VETERANS & RETURNING PLAYERS




**VETERANS &
RETURNING PLAYERS**


Playoffs vs. NE. **2005: Chargers ST POY... Chargers Alumni POW** after season opener vs. Dallas... season-high four STT in 28-20 win over KC Oct. 30, including three-yard TFL on PR late in 4Q...suffered torn pectoral muscle Dec. 4 against Oakland while covering 1Q KOR... placed on "Reserve-Injured" list Dec. 7. **2004:** Turned in two of biggest plays of season in 34-31 win at KC Nov. 28...on opening kickoff of 3Q, ran down Dante Hall from behind as he appeared headed toward end zone and 92-yard TD return...pursuit caused Hall to fumble while changing hands to avoid Osgood and Chargers recovered to keep score 17-14...in 4Q facing 2nd-and-22 from their own 19 while trailing 31-24, caught career-long 65-yard pass from Drew Brees...four plays later, Chargers scored TD to tie game, 31-31...finished game with season-high 92 yards receiving...started for injured Keenan McCardell Wks 14-15 and vs. KC Jan. 2. **2003:** Scored first-career TD on 19-yard pass

from Doug Flutie in 4Q at Denver Nov. 16...first-career 100-yard game at Pittsburgh Dec. 21 with 102 yards, including season-long 57-yard TD catch.

COLLEGE: First-team All-MWC in 2002...second in nation in catches (108) and fourth in ypg (119.4) as senior...combined with J.R. Tolver to set NCAA record for season receiving yards (3,337) and catches (236) by teammates...I-AA All-America at Cal Poly-SLO...led nation in receiving yards as sophomore, while ranking second in ypg and sixth in rpg...set I-AA record with 376 yards receiving against Northern Iowa...played at Cal Poly from 1999-00 and San Diego State from 2001-02...earned sociology degree.

PERSONAL: Born in Boston, Massachusetts...lettered in football, basketball and track at North Salinas High School in Salinas, California.

Regular Season			Receiving				Special Teams
Year	Team	G-S	No.-Yds.	Avg.	Long	TD	Tackles
2003	San Diego	16-2	13-278	21.4	57t	2	9
2004	San Diego	16-7	15-308	20.5	65	2	13
2005	San Diego	12-3	2-21	10.5	15	0	19
2006	San Diego	16-0	0-0	0.0	0	0	9
2007	San Diego	16-0	2-23	11.5	15	0	14
2008	San Diego	16-0	0-0	0.0	0	0	17
Totals		92-12	32-630	19.7	65	4	81

(also one rush for four yards in 2005)

Postseason			Receiving				Special Teams
Year	Team	G-S	No.-Yds.	Avg.	Long	TD	Tackles
2004	San Diego	1-0	0-0	0.0	0	0	0
2006	San Diego	1-0	0-0	0.0	0	0	4
2007	San Diego	3-0	0-0	0.0	0	0	2
2008	San Diego	2-0	0-0	0.0	0	0	1
Totals		7-0	0-0	0.0	0	0	7

Single-game Highs

Receptions — 4, at Pittsburgh, Dec. 21, 2003
 Receiving Yards — 102, at Pittsburgh, Dec. 21, 2003
 Receiving Long — 65, at Kansas City, Nov. 28, 2004
 Receiving TDs — 1, four times, Last: vs. Tampa Bay, Dec. 12, 2004
 Receiving Long TD — 57t, at Pittsburgh, Dec. 21, 2003

Additional Statistics

Special Teams Forced Fumbles — **2005, 1; 2007, 1; 2008, 1; Total, 3.**
 Special Teams Fumble Recoveries — **2007, 1; 2008, 1; Total, 2.**

100-Yard Receiving Games (1)

Date	Team	W-L	No.-Yds.	Avg.	Long	TD
Dec. 21, 2003	at Pittsburgh	L	4-102	25.5	57t	1



95 **SHAUN PHILLIPS**

Linebacker	Purdue
6-3, 262	Draft 4 - '04
6th NFL Season	Willingboro HS
6th with Chargers	Willingboro, N.J.

In five professional seasons, including three as a starter, Shaun Phillips has established himself as one of the NFL's elite pass rushers. He led the team in sacks in 2008 with 7.5 and moved into 10th place on the franchise's all-time sacks list. He also led the squad with 15 tackles for loss. Phillips' athleticism and explosive first step make it difficult for opposing linemen to get their hands on the 6-3, 262-pound linebacker.

Phillips prides himself on being a complete player and his personal highlight reel would attest to that. His long arms and quick reaction time make it difficult for opposing quarterbacks to throw by him. Three of his four tipped passes in '08 were intercepted by fellow defensive mates and in 2007, Phillips recorded the first two interceptions of his career after tipping both passes to himself.

During his first two years in the NFL, Phillips thrived on special teams and had an impact as a situational pass rusher. He moved into the starting lineup in 2006 and racked up a career-high 11.5 sacks, earning himself a nod as a second-alternate to the AFC Pro Bowl squad. The Chargers rewarded him for his outstanding play with a new six-year contract in February 2007.

Phillips and teammate Shawne Merriman have proven to be a potent combination. In 2006, they became the first pair of Chargers to record at least 11 sacks in the same season since Leslie O'Neal and Chris Mims did it in 1994. The Chargers and Baltimore Ravens were the only teams in the league to feature two players that recorded at least 11 sacks that season. Phillips and Merriman led the Chargers to 61 sacks in 2006, one shy of the team record. Among all NFL linebackers, Merriman and Phillips ranked 1-2 in sacks.

Phillips has used his penchant for getting to the quarterback to benefit the After-School All-Stars, a nonprofit that designs after-school programs for inner city youth to give them a safe place to study and play. Phillips makes a \$1,000 donation to the After-School All-Stars for every sack that he records, and in the last year raised an additional \$10,000 as the host of celebrity dodgeball and golf tournaments. It's easy to tell when Phillips has recorded a sack because he follows each one with a unique celebration that shows him rolling an imaginary bowling ball toward a set of pins. The move is a tribute to his grandmother, Jackie, a former professional bowler.



In the past, Phillips has also lent his support to the San Pasqual Academy in San Diego, and he is the co-host of a football camp in his hometown of Willingboro, New Jersey.

Outside of football, Shaun enjoys spending time with his son, Jaylen, and mom, Sherri. He also likes to bowl, play basketball, watch movies and travel. His favorite cities to visit are New York, Miami and Las Vegas. Phillips has also dabbled in acting, making guest appearances on ABC's "The Bachelor," the CW Network's "The Game," and E! Entertainment's "The Girls Next Door."

Phillips holds a degree in management from Purdue and is the first member of his family to graduate from college. In 2006, he enrolled in the NFL's Business Management and Entrepreneurial Program at the Kellogg School of Management at Northwestern University in Evanston, Illinois.

TRANSACTION HISTORY: Fourth-round draft pick (98), April 25, 2004...signed July 22, 2004...signed six-year contract, Feb. 20, 2007.

2008: Chargers Alumni Defensive POM for December...career-high 2.5 sacks and FF Wk 13 vs. Oakland on NFL Network's Thursday Night Football...in 22-21 win Dec. 14 at KC, tipped 2Q pass that was INT in end zone by Stephen Cooper. **2007: USA Today All-Joe**...crushing sack for six-yard loss on Bears QB Rex Grossman on first defensive play of

season...injured groin Oct. 28 vs. Houston and left game...tipped 1Q pass to self and pulled down INT, setting up FG in 23-21 win over Indy Nov. 11...scored first NFL TD on 18-yard INT return Dec. 16 vs. Detroit...broke up pass and tipped to self for INT and 27-0 lead...on first play of 4Q in AFC Wild Card Playoffs vs. Tennessee, tackled LenDale White for three-yard loss after Titans had driven to Chargers' 17...after two incomplete passes, 38-yard FG barely missed WL...after miss, Bolts drove for game-clinching TD and 17-6 lead...late 4Q, PBU on 3rd-and-goal



VETERANS & RETURNING PLAYERS



Continued next page



VETERANS & RETURNING PLAYERS



from seven during potential game-winning TD drive in AFC Divisional Playoffs at Indy. **2006: Pro Bowl second-alternate...USA Today All-Joe...**left KC game Oct. 22 with calf injury in 2Q and did not return...INA Weeks 7-8...came back for Nov. 12 win at Cincinnati (49-41), sacking Carson Palmer and recording FF and FR early in 4Q on first play after Chargers had scored to get within 38-35...on very play, Bolts scored TD to take first lead (42-38) and erase 21-point deficit...game-clinching sack in 35-27 win at Denver Nov. 19 ...sacked Jake Plummer for 14-yard loss and recorded



Shaun celebrates each of his sacks, including this one against the Raiders, with an imaginary roll of a bowling ball. It's a tribute to his grandmother, Jackie, who is a former professional bowler. Photo: Mike Nowak

FF with 24 seconds left in game...Broncos recovered, but as they scrambled to line, time ran out...**Chargers Alumni POW** after Dec. 31 season finale vs. Arizona...sack and FF vs. Tom Brady in 3Q of AFC Divisional Playoffs vs. NE. **2005:** INA Wk 3 (calf)...started for injured Steve Foley Oct. 30 vs. KC...**Chargers Alumni POW** after two sacks and TFL at NY Jets in 31-26 win Nov. 6...season-high three STTs at Indianapolis Dec. 18 and at KC Dec. 24. **2004:** INT pass after tipping ball at line and making fingertip catch late in 2Q vs. Denver Dec. 5...shared nine-yard sack in 2Q of Wild Card Playoffs vs. NY Jets.

COLLEGE: Second-team All-America as senior, as well as Big Ten Defensive POY by *College Football News* and unanimous first-team all-conference...honorable mention All-Big Ten first three seasons...Purdue's all-time leader with 33.5 sacks and third with 60.5 TFLs...231 TTs and added nine FFs...Big Ten leader with 14.5 sacks and 23 TFLs in '03...Big Ten POW two straight weeks in '03...Most Valuable Lineman in '02 Sun Bowl win over Washington...Newcomer Award in '00...redshirted in 1999...played at Purdue from 1999-03...restaurant, hotel and institutional management degree.

PERSONAL: Born in Philadelphia, Pennsylvania...all-state, All-South Jersey and all-city at Willingboro (NJ) High School...selected to play in Governor's Bowl New Jersey-New York All-Star game...lettered in basketball and track.

Regular Season

Year	Team	G-S	Tack.-Asst.	Total	Sacks-Yds.	Int.-Yds.	Long	TD	Pass Def.	Fumbles For.-Rec.	TFL	Special Teams Tackles
2004	San Diego	16-0	14-4	18	4-23	1-0	0	0	3	0-2	4	9
2005	San Diego	15-3	18-2	20	7-49	0-0	0	0	2	3-1	10	15
2006	San Diego	14-14	48-15	63	11.5-67.5	0-0	0	0	8	4-2	19	0
2007	San Diego	15-15	62-25	87	8.5-56.5	2-36	18t	1	5	3-0	12	0
2008	San Diego	16-16	55-33	88	7.5-38.5	0-0	0	0	4	1-1	15	0
Totals		76-48	197-79	276	38.5-234.5	3-36	18t	1	22	11-6	60	24

Postseason

Year	Team	G-S	Tack.-Asst.	Total	Sacks-Yds.	Int.-Yds.	Long	TD	Pass Def.	Fumbles For.-Rec.	TFL	Special Teams Tackles
2004	San Diego	1-0	0-1	1	0.5-4.5	0-0	0	0	0	0-0	1	1
2006	San Diego	1-1	2-1	3	1-4	0-0	0	0	0	1-0	1	0
2007	San Diego	3-3	16-8	24	0-0	0-0	0	0	1	0-1	3	0
2008	San Diego	2-2	3-3	6	0-0	0-0	0	0	0	0-0	0	0
Totals		7-6	21-13	34	1.5-8.5	0-0	0	0	1	1-1	5	1

Single-game Highs

Tackles — 11, vs. Oakland, Oct. 14, 2007
 Sacks — 2.5, vs. Oakland, Dec. 4, 2008
 Interceptions — 1, three times, Last: vs. Detroit, Dec. 16, 2007
 Interception Return Yards — 18, vs. Detroit, Dec. 16, 2007
 Interception Return Long — 18t, vs. Detroit, Dec. 16, 2007

Postseason Single-game Highs

Tackles — 11, vs. Tennessee, Jan. 6, 2008
 Sacks — 1, vs. New England, Jan. 14, 2007



2008 Game-By-Game Defensive Statistics

Date	Opponent	Sacks	Yards	TFL	FF
09/07	Carolina*	0	0	1	0
09/14	at Denver*	0	0	1	0
09/22	New York Jets*	1	10	1	0
09/28	at Oakland*	1.5	7	2	0
10/05	at Miami*	1	2.5	2	0
10/12	New England*	0	0	0	0
10/19	at Buffalo*	0	0	0	0
10/26	at New Orleans*	0	0	0	0
11/09	Kansas City*	0	0	0	0
11/16	at Pittsburgh*	0.5	4	1	0
11/23	Indianapolis*	0	0	1	0
11/30	Atlanta*	0	0	0	0
12/04	Oakland*	2.5	15	3	1
12/14	at Kansas City*	0	0	1	0
12/21	at Tampa Bay*+	1	0	1	0
12/28	Denver*+	0	0	1	0
	Totals	7.5	38.5	15	1
01/03	Indianapolis*+	0	0	0	0
01/11	at Pittsburgh*+	0	0	0	0

2007 Game-By-Game Defensive Statistics

Date	Opponent	Sacks	Yards	TFL	FF
09/09	Chicago*	1	6	1	0
09/16	at New England*	0	0	0	0
09/23	at Green Bay*	1.5	3.5	3	0
09/30	Kansas City*	1	12	1	1
10/07	at Denver*	0	0	0	0
10/14	Oakland*	2	14	2	1
10/28	Houston*	0	0	0	0
11/04	at Minnesota	Inactive			
11/11	Indianapolis*	0	0	0	0
11/18	at Jacksonville*	0	0	0	0
11/25	Baltimore*	0.5	5	2	0
12/02	at Kansas City*	1.5	9	2	1
12/09	at Tennessee*	0	0	0	0
12/16	Detroit*	0	0	0	0
12/24	Denver*	1	7	1	0
12/30	at Oakland*	0	0	0	0
	Totals	8.5	56.5	12	3
01/06	Tennessee*+	0	0	1	0
01/13	at Indianapolis+	0	0	1	0
01/20	at New England*+	0	0	1	0
	Totals	0	0	3	0

2006 Game-By-Game Defensive Statistics

Date	Opponent	Sacks	Yards	TFL	FF
09/11	at Oakland*	2	10	3	0
09/17	Tennessee*	0	0	0	0
10/01	at Baltimore*	1	3	1	1
10/08	Pittsburgh*	1	0	4	0
10/15	at San Francisco*	2	14	2	1
10/22	at Kansas City*	0	0	0	0
10/29	St. Louis	Inactive			
11/05	Cleveland	Inactive			
11/12	at Cincinnati*	1	11	3	1
11/19	at Denver*	1	14	1	1
11/26	Oakland*	1.5	7.5	2	0
12/03	at Buffalo*	1	2	2	0
12/10	Denver*	0	0	0	0
12/17	Kansas City*	1	6	1	0
12/24	at Seattle*	0	0	0	0
12/31	Arizona*	0	0	0	0
	Totals	11.5	67.5	19	4
01/14	New England*+	1	4	1	1

2005 Game-By-Game Defensive Statistics

Date	Opponent	Sacks	Yards	TFL	FF
09/11	Dallas	1	10	1	0
09/18	at Denver	0	0	0	0
09/25	New York Giants	Inactive			
10/02	at New England	0	0	0	1
10/10	Pittsburgh	1	6	1	0
10/16	at Oakland	0	0	0	0
10/23	at Philadelphia	0	0	0	0
10/30	Kansas City*	0	0	1	0
11/06	at New York Jets*	2	16	3	0
11/20	Buffalo*	1	6	2	1
11/27	at Washington	1	0	1	0
12/04	Oakland	0	0	0	0
12/11	Miami	0	0	0	0
12/18	at Indianapolis	0	0	0	0
12/24	at Kansas City	0	0	0	0
12/31	Denver	1	11	1	1
	Totals	7	49	10	3

2004 Game-By-Game Defensive Statistics

Date	Opponent	Sacks	Yards	TFL	FF
09/12	at Houston	1	0	1	0
09/19	New York Jets	0	0	0	0
09/26	at Denver	0	0	0	0
10/03	Tennessee	1	12	1	0
10/10	Jacksonville	0	0	0	0
10/17	at Atlanta	0	0	0	0
10/24	at Carolina	1	8	1	0
10/31	Oakland	0	0	0	0
11/07	New Orleans	0	0	0	0
11/21	at Kansas City	0	0	0	0
11/28	at Kansas City	0	0	0	0
12/05	Denver	0	0	0	0
12/12	Tampa Bay	0	0	0	0
12/19	at Cleveland	1	3	1	0
12/26	at Indianapolis	0	0	0	0
01/02	Kansas City	0	0	0	0
	Totals	4	23	4	0
01/08	New York Jets+	0.5	4.5	1	0

VETERANS & RETURNING PLAYERS





17
PHILIP RIVERS

Quarterback 6-5, 228 6th NFL Season 6th with Chargers	North Carolina State Trade (NY Giants) - '04 Athens HS Athens, Ala.
--	--

Philip Rivers is a winner. A starter for three seasons, Rivers has led the Chargers to three straight AFC West titles and three playoff wins. His career record as a starter, including playoffs, is 36-18 (.667) and he's a very impressive 22-5 at home (.815).

Rivers is demonstrating the kind of skills and leadership that haven't been witnessed in San Diego since Dan Fouts ran the legendary "Air Coryell" offense. Under the tutelage of Head Coach Norv Turner, Rivers last season topped Fouts' team record for single-season touchdown passes and became the only QB in franchise history besides Fouts to pass for more than 4,000 yards.



The Chargers offense clicked in 2008 with Rivers at the helm. Most analysts believe Rivers was robbed when he was named only a first-alternate to the Pro Bowl. He spread the wealth in '08 as nine different Chargers had at least 10 catches and caught a touchdown pass. Rivers led the league and set a new team mark with a passer rating of 105.5. Already the franchise's all-time leader in passer rating (92.9), he became only the second Chargers starting QB to finish a season with a passer rating over 100.0 and he recorded a passer rating of 96.0-or-better in 13 of the team's 18 games, including playoffs. His 65.3% completion mark was the third-highest in a season in team history, allowing him to take over as the team's all-time leader in career completion percentage (62.3%).

Cool under pressure, Rivers was the NFL's second-leading passer on third downs and in the fourth quarter, posting passer ratings of 110.7 and 111.7, respectively. He threw an NFL-best 15 touchdown passes on third down and the Chargers led the NFL in fourth quarter scoring with 152 points.

Rivers logged six 300-yard games in '08, the most since Fouts had seven in 1985. He did so after collecting just four in his first two years as the starter. He even did it in back-to-back games, something not done by a Chargers quarterback since 1991.

Rivers had a sensational month of December while leading the Chargers to the playoffs. He went 4-0 for the month, improving his career record to 14-0 in December, completing 80-of-121 (66.1%) for 1,054 yards with 11 touchdowns and just one interception. His passer rating for the month, a lofty

120.3, was second in the NFL.

Rivers' career got off to an outstanding start in San Diego. After spending two years on the sidelines behind Drew Brees, Rivers took over in 2006 and was outstanding from his first start. Rivers made his first-career start Sept. 11 at Oakland in a nationally-televised ESPN Monday Night Football game and led the Bolts to a 27-0 win, going 8-of-11 (.727) for a 133.0 passer rating. Since 1995, it was the second-highest completion percentage and third highest rating for an NFL quarterback making his first career start in a season opener.

Rivers ended up making the Pro Bowl in 2006 after leading the Bolts to a team-record 14 wins. The Chargers closed out the season with 10 straight wins and finished the regular season undefeated at home for the first time in team history. The Chargers set a team record by scoring 492 points and Rivers set some very notable marks along the way. He became the first NFL quarterback to lead a team back from 17-point deficits in consecutive weeks. Rivers not only did that, but he did so on the road, leading the Chargers back to wins in Cincinnati and Denver in consecutive weeks. During those two wins, Rivers was in the midst of a streak of 19-straight scoring drives that ended in touchdowns without settling for a field goal. That was a team record and the fifth-longest streak in NFL history. The previous team mark had been 17. Rivers finished the year as the NFL leader in passer rating for the fourth quarter (116.6) and the third and fourth quarters combined (99.3).

In 2007, Rivers was sensational down the stretch when the Chargers needed him the most. During the Chargers' eight-game winning streak that led to the AFC Championship Game, he completed 133 of 214 (62.1%) for 1,656 yards with 14 TDs and only five INTs for a rating of 98.2, nearly 16 points higher than his cumulative season rating (82.4). Rivers' toughness, both mental and physical, was put on full display in the final weeks of the regular season and the postseason. In an early Dec. victory over Tennessee, Rivers had to leave the game after spraining his knee. He returned in the second half and led the Chargers to a come-from-behind victory in overtime. Rivers continued to play and he fought through the final month of the season in severe pain.

A different knee injury in the Bolts' Divisional Playoff game in Indianapolis also sent him to the



sideline, but Rivers refused to let it end his season. He had an arthroscopic procedure to repair a torn ACL on Monday following the Chargers' playoff victory over the Colts and just six days later started and took every snap in the AFC Championship Game on a cold day in New England.

Rivers has always been a winner. Since his junior season at Athens High School in 1998, his first as a starting QB, Rivers has never had a losing record. He went 11-2 (1998) and 10-3 (1999) at Athens; 8-4 (2000), 7-5 (2001), 11-3 (2002) and 8-5 (2003) at North Carolina State, and with the Chargers he's posted seasons of 14-2 (2006), 11-5 (2007) and 8-8 (2008). Rivers' collegiate totals at N.C. State included a 3-1 mark in bowl games. He was a five-time MVP in bowl games, including the 2004 Senior Bowl.

Rivers and his family now make their year-round home in San Diego. However, they frequently return to Decatur, Alabama, the city in which he grew up and worked as a water boy when his dad, Steve, was the head football coach at Decatur High School.

In February 2007 while Philip was back in Alabama to visit his folks, he picked up the local paper one day and read a Q&A with Lawrence County High School student Will Inman. One of the questions posed to Inman was about a famous person he'd like to meet. His answer was Rivers. After reading the story, Philip was so impressed that he decided to surprise the young man and he showed up unannounced on campus a couple of days later. It was a total surprise to all of the students on campus. Rivers spent time visiting with Inman and many of the school's student athletes.

Last spring, Rivers took part in the grand opening of D1 Sports Training and Therapy, a new training and rehabilitation center in Huntsville, Alabama that he co-owns with University of Tennessee Assistant Athletic Director Condredge Holloway. Holloway is well-known in the south as the first black quarterback in SEC history. D1 is a specialized facility that provides its clients with training at a level expected by athletes in NCAA Division I sports.

Philip and his father have always been close. Steve was the best man in Philip's wedding and he wears number 17 because it was the same number his dad wore in high school. In college, North Carolina State retired that number before Philip's final home game. Nearly every day after practice,



Rivers calls home to speak with his family. Most of his conversations with his dad include a rehash of certain plays the Chargers ran that day.

Perhaps because of the special bond Philip shares with his dad, he has always had a special admiration for coaches. One of his favorites is basketball coach Bob Knight. During Philip's junior season in 2002, the Wolfpack traveled to Texas Tech to face the Red Raiders in an early season football game. While talking to reporters in the week leading up to the game, Rivers mentioned that he wanted to do two things that week, beat Texas Tech and meet Coach Knight. When Knight caught wind of the story, he made a special trip to greet Rivers and his teammates when they arrived in town for the game. The two spoke and Coach Knight gave Philip a Texas Tech basketball sweater that Rivers still wears to work. Rivers also won the game, leading the Wolfpack to a thrilling 51-48 overtime win over the Red Raiders.



Coincidentally, Rivers and Coach Knight had a chance to reunite in April 2007 when Philip was invited to throw out the first pitch before a San Diego Padres game at Petco Park. Coach Knight happened to be at the game that night as a guest of the Padres and he and Philip spoke briefly before the game.

Rivers and his wife, Tiffany, met as kids in Alabama and were married after his first year at N.C. State. They have four children, daughters Halle, Caroline and Grace, and son Philip "Gunner," and are in the process of starting the Rivers of Hope foundation (www.riversofhope.com) whose mission and focus is on helping foster children find permanent homes, and helping potential foster parents with the adoption process.

A devout Catholic, Rivers was asked to speak to more than 2,500 youth at the Ignited by Truth Catholic Conference in Raleigh, North Carolina in February. He told the students how in college he used to take cabs to go to mass before bowl games and that he's a regular participant in the team mass when on the road with the Chargers. In fact, both Rivers and his son spell their names with one "l" after the biblical apostle, Philip.



VETERANS & RETURNING PLAYERS



TRANSACTION HISTORY: Drafted in first-round (4) by NY Giants, April 24, 2004...traded to Chargers for Eli Manning, third-round choice in '04, and first and fifth-round choices in '05, April 24, 2004...signed six-year contract, Aug. 24, 2004.

2008: Pro Bowl first-alternate...Chargers Offensive POY and co-MVP...Bolts Alumni Offensive

POM for September...season-high 377 yards Wk 2 at Denver...**Fed Ex Air NFL Player of Week** after 48-29 victory over NY Jets on ESPN's MNF Wk 3...first pass of night was INT and returned for TD, but settled down to complete 19 of next 24 for 250 yards and three TDs...**Fed Ex Air NFL Player of Week** vs. NE Wk 6 on NBC's SNF...first-career 300-yard game (306) at Qualcomm Stadium and season-high passer


Continued next page


**VETERANS &
RETURNING PLAYERS**


rating (141.9)...two 2nd-half TD passes in 20-19 win over KC Wk 9...316 yards vs. Chiefs to become first Charger since John Friesz (1991) to post back-to-back 300-yard games...engineered 14-play, 94-yard drive (8:28) on GW TD march, going 8-of-8 for 75 yards...did not throw TD pass Nov. 16 at Pittsburgh, ending streak of 16 games with one, tied with John Hadl for third-longest streak in team history...**AFC Offensive POM for December...Offensive POW by AFC and SI.com** after 22-21 win Dec. 14 at KC...brought Chargers back from 21-10 deficit in final 4:55...19 of 25 for 199 yards with two TDs and no INTs in 4Q, while directing TD drives of 89 and 61 yards...GW TD pass to Vincent Jackson (10 yards) with 36 seconds left...**Game Ball from ESPN.com** after career-high four TDs in 41-24 win at TB Dec. 21...rallied team from 24-20 4Q deficit with TD passes of five and 32 yards...led team to third straight AFC West title with 52-21 win over Denver to close out regular season...rallied Chargers from 17-14 deficit in 4Q of AFC Wild Card Playoffs vs. Indy to 23-17 win in OT...directed game-tying FG drive late in 4Q and then led TD drive on first period of OT...308 yards and three TDs in Jan. 11 AFC Divisional Playoffs at Pittsburgh. **2007:** Completed first 15 passes Wk 3 at GB, tying Dan Fouts' team record for consecutive completions...16th pass was intentionally thrown away out of back of end zone...**Chargers co-Most Inspirational Player...AFC Offensive POW and FedEx Air NFL POW** after posting season-best 151.4 passer rating Wk 5 at Denver...scored first-career rushing TD and went perfect 8-of-8 for 160 yards and two TDs (158.3) in 3Q...**Game Ball from Head Coach Norv Turner** after three TDs Nov. 25 vs. Baltimore...inj. knee in 2Q at Tennessee Dec. 9, but returned in 3Q and threw two 4Q TD passes to lead OT come-from-behind victory...led team back from 17-3 deficit in 4Q, capping 80-yard game-tying drive with TD pass to Antonio Gates with nine seconds left...**Game Ball in Locker Room from Turner** after passing for 292 yards in AFC Wild Card Playoff win over Tennessee Jan. 6...25-yard TD pass to Vincent Jackson in 3Q gave Chargers' first lead of game...went 4-of-4 for 55 yards on TD drive and 9-of-10 for 137 yards and TD (152.1) in 3Q...left Jan. 13 Divisional Playoff win at Indianapolis on last play of 3Q after injuring knee while throwing screen pass to Sproles that turned into 56-yard TD catch-and-run, putting Bolts up, 21-17...started and played entire AFC Championship Game Jan. 20 at NE with torn ACL in right knee. **2006: Pro Bowl...Chargers Offensive POY...Chargers Alumni POW** after 40-7 win over Tennessee Sept. 17...**featured on SI's "Who's Hot" list** after leading Bolts to 23-13 win over defending SB Champion Steelers Oct. 8...**AFC Offensive POW and FedEx Air NFL POW** after 334-yard, two-TD game at SF Oct. 15...first-career 300-yard game...13 straight comp. in first half equaled third-longest stretch in team histo-



ry...during comp. streak, racked up 195 yards and two TDs, including 57-yarder to Gates and 33-yarder to Jackson...completed 14 of first 15...lone incomplete intentionally thrown away...led four scoring drives in game during which he did not throw single incomple- tion, including three TD drives...even better on 3rd downs vs. SF, completing 9-of-10 for 142 yards and TD...**NBC Football Night in America's Player of Day and SI.com Offensive POW** after 337 yards and three TDs in 49-41 come-from behind win at Cincinnati Nov. 12...brought team back from first-half deficits of 21-0 and 28-7 with team-record 42 points in second half...threw all three TD passes in second half...went 19-of-25 for 291 yards and three TDs after Bolts fell behind 21-0 with three incompletions being intentional throwaways...6-of-6 on TDs inside red zone...8-of-8 for 93 yards and TD (154.7) on 3rd downs in second half...led Chargers from 17-point deficit in 35-27 win in Denver Nov. 19...battled back after throwing INT that was returned 31 yards for TD to give Denver 24-7 lead...early in game, led 99-yard drive, Bolts' longest since Nov. 25, 2001...fourth pass of game INT by Nick Ferguson, ending streak of 125 consecutive passes without INT, then longest active streak in NFL...was first INT since Oct. 22 at KC...with 29 seconds left in 4Q in rain Dec. 24 at Seattle, delivered picture-perfect 37-yard GW TD pass to Jackson...despite foot sprain, completed season-high .792 pct. vs. Arizona Dec. 31, including 9-for-10 for 135 yards and two scores (158.3) in 2Q...played through foot sprain in Jan. 14 playoff game against NE...DNP in 2007 Pro Bowl while recovering from foot injury. **2005:** Took over for inj. Drew Brees in 2Q of Dec. 31



In 2007, the San Diego Padres invited Rivers to throw out the ceremonial first pitch before a game against the San Francisco Giants. Photo: San Diego Padres



season finale vs. Denver and led team on 10-play, 69-yard TD drive on first series. **2004:** Played second half vs. KC Jan. 2 and threw first-career TD pass to Malcom Floyd.

COLLEGE: NCAA's second all-time leading passer with 13,484 yards and tied for fifth with 95 TDs... MVP of five bowl games, including 2004 Senior Bowl ...seventh in Heisman Trophy voting as senior...34-17 record as starter among NCAA-record 51 career starts...school and ACC records for career att. (1,710), comp. (1,147), TDs responsible for (112), 300-yard games (18) and 400-yard games (7)...seventh QB in NCAA history and first from ACC with three 3,000-yard seasons...2003 ACC POY and first-team All-ACC after leading NCAA in comp. pctg. (.720) and rating (170.5)...second nationally in yards (4,491) and total offense per game (353.9)...MVP of 2003 Tangerine

Bowl after career-high 475 yards and school-record tying five TDs in 56-26 win over Kansas...second-team All-ACC as junior..."Award of Distinction" from Columbus TD Club...co-recipient of Governor's Award as team MVP...MVP of 2002 Gator Bowl win over Notre Dame... CNN/SI National POW after five-TD game vs. Navy in '02...honorable mention All-ACC as soph. and MVP of Citrus Bowl...ACC Rookie of Year and Academic All-ACC in 2000...Newcomer of Year by ABC Sports and Freshman of Year by *Football News* and Columbus TD Club...MVP of 2000 Micron PC Bowl...ACC POW once, ACC Offensive Back of Week twice and league-record ACC Rookie of Week eight times...played at NC State from 2000-03...degree in business.

PERSONAL: Born in Decatur, Alabama...Alabama Player of Year as senior at Athens High School...father Steve was his high school head coach.

Regular Season			Passing			Sacks-			Pass		Rush		
Year	Team	G-S	Att.-Comp.	Yards	Pct.	TD	Int.	Long	Lost	Rating	Att.-Yds	Long	TD
2004	San Diego	2-0	8-5	33	.625	1	0	13t	0-0	110.9	4-(-5)	0	0
2005	San Diego	2-0	22-12	115	.545	0	1	22	3-16	50.4	1-(-1)	-1	0
2006	San Diego	16-16	460-284	3,388	.617	22	9	57t	27-144	92.0	48-49	15	0
2007	San Diego	16-16	460-277	3,152	.602	21	15	49t	22-163	82.4	29-33	10	1
2008	San Diego	16-16	478-312	4,009	.653	34	11	67	25-151	105.5	31-84	11	0
Totals		52-48	1,428-890	10,697	.623	78	36	67	77-474	92.9	113-160	15	1

Postseason			Passing			Sacks-			Pass		Rush		
Year	Team	G-S	Att.-Comp.	Yards	Pct.	TD	Int.	Long	Lost	Rating	Att.-Yds	Long	TD
2006	San Diego	1-1	32-14	230	.438	0	1	58	3-26	55.5	3-3	2	0
2007	San Diego	3-3	86-52	767	.605	4	4	56t	2-14	85.8	4-(-2)	1	0
2008	San Diego	2-2	74-41	525	.577	3	2	62t	8-60	83.4	2-13	12	0
Totals		6-6	192-107	1,522	.557	7	7	62t	13-100	78.5	9-14	12	0

Single-game Highs

- Attempts — 48, at Kansas City, Dec. 14, 2008
- Completions — 34, at Kansas City, Dec. 14, 2008
- Yards — 377, at Denver, Sept. 14, 2008
- Passing Touchdowns — 4, at Tampa Bay, Dec. 21, 2008
- Interceptions — 2, 10 times, Last: at Pittsburgh, Nov. 16, 2008
- Long — 67, at Denver, Sept. 14, 2008
- Long Touchdown — 59t, vs. Oakland, Dec. 4, 2008
- Completion Percentage — .792, vs. Arizona, Dec. 31, 2006
- Passer Rating — 151.4, at Denver, Oct. 7, 2007

The Comeback Kid

In three seasons at the start, Philip Rivers has directed nine fourth-quarter comeback victories, including the Chargers' Jan. 3 AFC Wild Card Playoff win in overtime against Indianapolis. It was Rivers' fifth fourth-quarter comeback of 2008, a season in which he was the NFL's second-leading passer in the fourth quarter with a rating of 111.7 and the Chargers led the NFL with 152 points in the fourth quarter. Rivers' fourth quarter regular-season totals included 90 of 141 (.638) for 1,148 yards with 12 TDs and two INTs. Below is a look at Rivers' fourth-quarter comebacks.

Date	Opponent	Fourth-Quarter Deficit	Final Score
11/12/06	at Cincinnati	Trailed, 38-28	Won, 49-41
11/19/06	at Denver	Trailed, 27-21	Won, 35-27
11/26/06	vs. Oakland	Trailed, 14-7	Won, 21-14
12/24/06	at Seattle	Trailed, 14-13	Won, 20-17
12/09/07	at Tennessee	Trailed, 17-3	Won, 23-17 (OT)
09/28/08	at Oakland	Trailed, 15-3	Won, 28-18
12/14/08	at Kansas City	Trailed, 21-10	Won, 22-21
12/21/08	at Tampa Bay	Trailed, 24-20	Won, 41-24
01/03/09	Indianapolis	Trailed, 17-14	Won, 23-17 (OT)



VETERANS & RETURNING PLAYERS



Postseason Single-game Highs

Attempts — 37, at New England, Jan. 20, 2008
 Completions — 21, at Pittsburgh, Jan. 11, 2009
 Yards — 308, at Pittsburgh, Jan. 11, 2009
 Passing Touchdowns — 3, twice, Last: at Pittsburgh, Jan. 11, 2009
 Interceptions — 2, at New England, Jan. 20, 2008
 Long — 62t, at Pittsburgh, Jan. 11, 2009
 Completion Percentage — .737, at Indianapolis, Jan. 13, 2008
 Passer Rating — 133.2, at Indianapolis, Jan. 13, 2008

2008 Game-By-Game Passing

Date	Opponent	Att.-Comp.	Yards	Pct.	TD	Int.	Long	Sacks-Lost	Rating	TD Passes
09/07	Carolina*	27-17	217	.630	3	0	44t	1-6	125.1	44t, 24t, 5t
09/14	at Denver*	33-21	377	.636	3	1	67	1-1	120.4	48t, 15t, 66t
09/22	New York Jets*	25-19	250	.760	3	1	60	0-0	130.0	1t, 27t, 6t
09/28	at Oakland*	25-14	180	.560	1	2	26	4-26	58.8	9t
10/05	at Miami*	28-13	159	.464	1	0	42	2-17	76.3	17t
10/12	New England*	27-18	306	.667	3	0	59	0-0	141.9	49t, 4t, 1t
10/19	at Buffalo*	29-22	208	.759	2	1	23	2-17	103.8	14t, 12t
10/26	at New Orleans*	40-25	341	.625	3	1	32	0-0	104.3	12t, 12t, 14t
11/09	Kansas City*	36-27	316	.750	2	2	31	2-8	96.5	5t, 8t
11/16	at Pittsburgh*	26-15	164	.577	0	2	26	2-12	44.4	
11/23	Indianapolis*	31-24	288	.774	2	0	39t	2-14	126.8	39t, 1t
11/30	Atlanta*	30-17	149	.567	0	0	18	3-18	70.0	
12/04	Oakland*	22-10	214	.455	3	0	59t	0-0	120.1	59t, 8t, 18t
12/14	at Kansas City*	48-34	346	.708	2	1	42	3-20	96.4	4t, 10t
12/21	at Tampa Bay*	31-21	287	.677	4	0	32t	1-7	136.7	11t, 15t, 5t, 32t
12/28	Denver*	20-15	207	.750	2	0	37	2-5	141.0	12t, 13t
	Totals	478-312	4009	.653	34	11	67	25-151	105.5	
01/03	Indianapolis*+	36-20	217	.556	0	1	30	4-27	61.9	
01/11	at Pittsburgh*+	35-21	308	.600	3	1	62t	4-33	105.4	41t, 4t, 62t
	Totals	71-41	525	.577	3	2	62t	8-60	83.4	

2007 Game-By-Game Passing

Date	Opponent	Att.-Comp.	Yards	Pct.	TD	Int.	Long	Sacks-Lost	Rating	TD Passes
09/09	Chicago*	31-22	190	.710	0	1	20	3-21	73.3	
09/16	at New England*	30-19	179	.633	2	2	22	3-30	74.2	1t, 12t
09/23	at Green Bay*	36-27	306	.750	3	1	27t	2-15	116.2	27t, 9t, 21t
09/30	Kansas City*	42-21	211	.500	0	2	39	1-11	44.8	
10/07	at Denver*	18-13	270	.722	2	0	45	0-0	151.4	9t, 15t
10/14	Oakland*	21-14	156	.667	0	1	28	0-0	68.8	
10/28	Houston*	11-7	130	.636	3	0	49t	1-2	143.9	49t, 31t, 14t
11/04	at Minnesota*	42-19	197	.452	0	1	22	1-10	49.4	
11/11	Indianapolis*	24-13	104	.542	0	2	19	2-18	30.6	
11/18	at Jacksonville*	40-22	309	.550	1	2	44	0-0	67.6	24t
11/25	Baltimore*	35-25	249	.714	3	0	35t	0-0	119.8	35t, 5t, 25t
12/02	at Kansas City*	21-10	157	.476	1	1	40	3-18	68.9	38t
12/09	at Tennessee*	40-21	228	.525	2	2	29	4-28	65.4	7t, 2t
12/16	Detroit*	21-14	142	.667	1	0	28	0-0	101.7	1t
12/24	Denver*	25-17	189	.680	1	0	30	1-3	103.6	14t
12/30	at Oakland*	23-13	135	.565	2	0	21	1-7	102.6	7t, 19t
	Totals	460-277	3152	.602	21	15	49t	22-163	82.4	
01/06	Tennessee*+	30-19	292	.633	1	1	39	1-10	92.6	25t
01/13	at Indianapolis*+	19-14	264	.737	3	1	56t	0-0	133.2	14t, 30t, 56t
01/20	at New England*+	37-19	211	.514	0	2	21	1-4	46.1	

AFC WEST SUPERIORITY

In two seasons as the Chargers' starting quarterback, Rivers has led the team to 10 wins and just two losses in AFC West games (.833 winning %). His cumulative passer rating against AFC West opponents is 80.8. Below is a look at how Rivers has fared against all three of the Chargers' AFC West opponents.

Opponent	Att.-Comp.	Pct.	Yards	TD	INT	Rating	W-L Record
Denver	92-64	.696	960	7	2	119.8	4-0
Kansas City	129-64	.496	731	3	6	55.4	2-2
Oakland	86-49	.570	532	3	2	77.3	4-0
Totals	307-177	.577	2,223	13	10	80.8	10-2

VETERANS &
RETURNING PLAYERS

VETERANS & RETURNING PLAYERS



Totals		86-52	767	.605	4	4	56t	2-14	85.8	
2006 Game-By-Game Passing										
Date	Opponent	Att.-Comp.	Yards	Pct.	TD	Int.	Long	Sacks-Lost	Rating	TD Passes
09/11	at Oakland*	11-8	108	.727	1	0	38	0-0	133.9	4t
09/17	Tennessee*	35-25	235	.714	1	0	28	0-0	99.1	12t
10/01	at Baltimore*	22-13	145	.591	1	1	31t	1-11	75.0	31t
10/08	Pittsburgh*	37-24	242	.649	2	1	25	4-20	90.1	9t, 22t
10/15	at San Francisco*	39-29	334	.744	2	0	57t	0-0	116.8	57t, 33t
10/22	at Kansas City*	43-25	266	.581	2	1	37t	4-15	82.1	1t, 37t
10/29	St. Louis*	23-15	206	.652	1	0	27	1-3	108.2	25t
11/05	Cleveland*	28-19	211	.679	0	0	28	3-20	90.0	
11/12	at Cincinnati*	36-24	338	.667	3	0	46t	3-14	124.5	46t, 9t, 5t
11/19	at Denver*	26-19	222	.731	2	2	51t	1-5	92.1	51t, 5t
11/26	Oakland*	31-14	133	.452	0	1	27	1-2	44.2	
12/03	at Buffalo*	29-17	160	.586	1	0	26	3-22	85.4	11t
12/10	Denver*	23-15	279	.652	2	0	55	1-3	136.0	12t, 7t
12/17	Kansas City*	23-8	97	.348	0	2	46	2-9	12.4	
12/24	at Seattle*	30-10	181	.333	2	0	38	1-9	77.2	9t, 37t
12/31	Arizona*	24-19	231	.792	2	1	33t	2-11	117.2	33t, 14t
Totals		460-284	3388	.617	22	9	57t	27-144	92.0	
01/14	New England**	32-14	230	.438	0	1	58	3-26	55.5	

* Denotes starter
+ Denotes postseason game

VETERANS & RETURNING PLAYERS

OVERTIME GAMES (14-18, .438)

Date	Opponent	W-L	Score	Toss
Sun. Oct. 12, 1975	L.A. Rams	L	10-13	W
Sun. Nov. 30, 1975	at Denver	L	10-13	L
Sun. Dec. 5, 1976	San Francisco	W	13-7	W
Sun. Nov. 12, 1978	Kansas City	W	29-23	L
Sun. Sept. 14, 1980	Oakland	W	30-24	L
Thur. Nov. 20, 1980	at Miami	W	27-24	W
Sun. Oct. 25, 1981	at Chicago	L	17-20	L
Sat. Jan. 2, 1982	at Miami*	W	41-38	W
Sun. Sept. 25, 1983	Cleveland	L	24-30	L
Sun. Nov. 18, 1984	Miami	W	34-28	W
Sun. Nov. 10, 1985	L.A. Raiders	W	40-34	W
Sun. Nov. 17, 1985	at Denver	L	24-30	W
Thur. Nov. 20, 1986	L.A. Raiders	L	31-37	L
Sun. Nov. 1, 1987	Cleveland	W	27-24	L
Sun. Nov. 25, 1990	Seattle	L	10-13	W
Sun. Oct. 20, 1991	Cleveland	L	24-30	W
Sun. Dec. 8, 1991	at Kansas City	L	17-20	L
Mon. Oct. 9, 1995	at Kansas City	L	23-29	L
Sun. Nov. 21, 1999	Chicago	L	20-23	L
Sun. Oct. 15, 2000	at Buffalo	L	24-27	L
Sun. Nov. 27, 2005	at Washington	W	23-17	W
Sun. Oct. 14, 2001	at New England	L	26-29	W
Sun. Dec. 2, 2001	at Seattle	L	10-13	L
Sun. Oct. 20, 2002	at Oakland	W	27-21	W
Sun. Nov. 17, 2002	San Francisco	W	20-17	W
Sun. Dec. 1, 2002	Denver	W	30-27	L
Sun. Dec. 29, 2002	Seattle	L	28-31	L
Sun. Sept. 28, 2003	at Oakland	L	31-34	W
Sun. Dec. 26, 2004	at Indianapolis	L	31-34	L
Sat. Jan. 8, 2005	N.Y. Jets^	L	17-20	W
Sun. Dec. 9, 2007	at Tennessee	W	23-17	W
Sat. Jan. 3, 2009	Indianapolis^	W	23-21	W

^ AFC Wild Card Playoff

* AFC Divisional Playoff

The team that has won the toss has won on the first possession 11 times. San Diego has won six of those.



MIKE SCIFRES

Punter
6-2, 221
7th NFL Season
7th with Chargers

Western Illinois
Draft 5 - '03
Destrehan HS
Destrehan, La.

Mike Scifres (SIGH-fres) is among the top punters in the NFL today. His high punts with pinpoint accuracy are rarely returned by the opposition. Scifres possesses incredible leg strength and flexibility that he credits to both weightlifting and Pilates throughout the year.

It was almost a fluke that Scifres ended up with the Chargers. It happened to be on a recommendation from Kyle Smith, the son of Chargers General Manager A.J. Smith. Kyle, then a freshman punt returner at Youngstown State had returned punts against Scifres, who then played for Missouri Valley Conference foe, Western Illinois. Less than a year after fielding the call from Kyle and despite having a Pro Bowl punter on the roster in Darren Bennett, Smith drafted Scifres in the fifth round in 2003.

Drafting Scifres proved to be a savvy move for Smith. Scifres has been a first-alternate for the last three Pro Bowls and if it weren't for Raiders punter Shane Lechler, Scifres would be a three-time Pro Bowler.

The franchise's all-time leader in punting average (44.1), Scifres was again one of the best punters in the NFL in 2008. He set a team record and ranked third in the league in net punting average (40.9), and in seven games allowed zero or negative punt return yards. Scifres had only five touchbacks in 51 punts (9.8%) and 19 of his 51 landed inside the 20. Among kickers with 40-or-more punts, only two others allowed fewer than Scifres' 146 return yards. Only five teams had more than 15 punt return yards against the Chargers all season.

Because San Diego's offense was so good in 2008, Scifres was only called upon to punt 51 times. It was the fewest punts in a Chargers season since the NFL went to a 16-game schedule in 1978. Opponents only managed to return a total of 23 of Scifres' punts, the fewest punt returns against the Chargers since 1968 and the fewest returns ever allowed in a 16-game season.

Scifres had a record-breaking night in the Chargers' AFC Wild Card Playoff win over Indianapolis. He landed all six of his punts inside the 20, the highest number and percentage of punts landed inside the 20 in a playoff game in NFL history. The previous best was 5-of-5 by Green Bay's Craig Hentrich in the 1998 NFC Championship Game. Scifres also averaged an NFL Playoff-record 51.7 net yards per

punt (min. 5 punts) against the Colts, who managed just six punt return yards vs. the Chargers. As a result, the Colts were forced to start drives at the 10, 19, 3, 7, 9 and 1 yard lines following punts. His last may have been his best, one which rolled out of bounds at the one-yard line, setting the stage for the Chargers' late fourth-quarter comeback.

With Scifres on the roster, it's no fluke that the Chargers have made deep playoff runs the last two seasons. 2007 was another banner season as Scifres regularly pinned opponents deep in their own territory, landing 36 of his punts inside the 20, second-most in the NFL. He had only 29 punts returned in '07, fourth-fewest among the league's Top 25 punters and six times, opponents had either zero or negative punt return yards against the Chargers.

That success carried into the postseason where Scifres had a monster playoff game against Indianapolis in the Divisional Round. It saw him set a new team postseason record by averaging 59.0 yards per punt, shattering the previous mark of 54.5 yards set by Bennett against the Colts in a 1995 AFC Wild Card Playoff game. Scifres saved his best for last there too, hitting a postseason team-record 66-yarder with the Bolts backed up at their own 14-yard line and only 1:42 left in the fourth quarter. Kicking from his own goal line, Scifres punt was fielded back at the Colts' 20. It fired up the entire sideline and the defense promptly went out and ended the Colts' season on downs four plays later, sending the Chargers to the AFC Championship Game.

Scifres went to high school in Destrehan, Louisiana, not far from New Orleans. One of his teammates in high school was Baltimore Ravens' safety Ed Reed. Funny enough, but Reed was the team's punter at the time and because of that Scifres was relegated to kickoffs, field goals and extra points. Few would've guessed that Scifres would turn out to be such a special player. Scifres and Reed have remained friends and exchange text messages several times throughout the season.

Scifres is one of the team's best golfers. He golfs frequently in San Diego with his special teams mates, David Binn and Nate Kaeding. He also likes to play golf in exotic locales like Hawaii and Mexico. Scifres currently plays to a 15 handicap.





TRANSACTION HISTORY: Fifth-round pick (149), April 27, 2003...signed, July 19, 2003...signed four-year contract extension through 2011, Nov. 3, 2005.

2008: Pro Bowl first-alternate...USA Today All-Joe...55.5 ypp with season-long 65-yarder Wk 4 at Oakland...55.8 ypp Wk 5 at Miami...3-of-6 I-20 and net avg. of 50.5, career-high for games with more than one att....allowed only -1 return yard vs. KC Nov. 9, posting higher net (44.3) than gross average (44.0)...**SI.com Special Teams POW** after landing team postseason and NFL Playoff record six I-20 in Jan. 5 AFC Wild Card Playoff game vs. Indianapolis...52.7-yard average was third-highest in game in team playoff history and 51.7-net avg. was NFL post-season record (min. 5 att.)...set stage for late 4Q comeback by having final punt (52 yards) roll OB at one...first-ever NFL punt returned for TD in Jan. 11 AFC Divisional Playoff game at Pittsburgh. **2007: USA Today All-Joe...Pro Bowl first-alternate...**first punt of career blocked by Tony Scheffler in Denver Oct. 7...**AFC Special Teams POW** after 50.2 net avg. vs. Houston Oct. 28...5-of-5 I-20 vs. Texans to run streak of consecutive punts I-20 to nine...season-long 70-yard punt vs. Baltimore Nov. 25...two huge punts late in Tennessee game Dec. 9...early 4Q, had 39-yarder downed at one, leading to three-and-out and TD on ensuing offensive possession...in OT, had 51-yarder downed at two...it too was followed by three-and-out before GW TD drive...Denver Dec. 24 on MNF, also handled KOs for Nate Kaeding, who injured left non-kicking leg during game's opening KO...at Indy in Jan. 13 Divisional Playoffs, set new team post-season record by averaging 59.0 ypp...shattered previous mark of 54.5 yards by Darren Bennett vs. Colts in '95 AFC Wild Card Playoffs...saved best for last, hitting postseason team-record 66-yarder from own 14-yard line with only 1:42 left in 4Q...no PR yards allowed in AFC Championship Game at NE. **2006: Pro Bowl first-alternate...**53.8-yard avg., including

season-long 71-yarder, Oct. 1 at Baltimore...last punt, in 4Q Dec. 3 at Buffalo, went for TB...only second TB of season (Oct. 1 at Baltimore), ending streak of 38 consecutive punts without one...career-high 10 punts in rainy Dec. 24 game at Seattle...tied team playoff record with seven punts in AFC Divisional Playoff game vs. NE...five I-20 tied John Kidd's then team playoff record. **2005: Pro Bowl second-alternate...**season-high 57.5 ypp vs. NY Jets Nov. 6...bailed out team with season-long 71-yarder in ESPN SNF game vs. Oakland Dec. 4. **2004: Pro Bowl first-alternate...first-team All-Pro by SI and SI.com...Chargers Special Teams POY...**only one PR for one yard and two FC by All-Pro return man Dante Hall Nov. 28 at KC...Dec. 5 vs. Denver, had first TB since Sept. 26 at Denver, ending 36 consecutive punts without...23 of 36 during stretch landed I-20...**Chargers Alumni POW** after TB game Dec. 12...Jan. 2 vs. KC, had pass INT by Chiefs as holder on botched FG att. **2003:** Handled KOs Wks 4, 7, 12-14 and 16.

COLLEGE: I-AA All-America as sophomore and senior ...three-time first-team all-conference...only I-AA punter named finalist for '02 Ray Guy Award...second in nation with 48.0 avg. as senior...National POW four times by *Football Gazette* and *Special Teams POW* for Gateway Conference twice as senior...conference POW three times and Sports Network POW three times as soph...I-AA Special Teams POW after school and conference-record 89-yard punt vs. SW Missouri in '00...school-record 56-yard FG vs. Northern Iowa as time expired in 44-41 win for '00 conference title...was first-career FGA...All-Newcomer as redshirt frosh in '99...played at Western Illinois from 1998-02...communications and broadcasting degree

PERSONAL: Born in Metairie, Louisiana...all-district selection at Destrehan (La.) HS...lettered in football, soccer and baseball.



VETERANS & RETURNING PLAYERS



Regular Season												Opp.	Special Teams
Year	Team	G-S	No.-Yards	Avg.	Net Avg.	TB	In-20	Long	Blk.	Ret.-Yds.	Tackles		
2003	San Diego	6-0	0-0	0.0	0.0	0	0	0	0	0-0	1		
2004	San Diego	16-0	69-2,974	43.1	38.4	8	29	60	0	23-164	1		
2005	San Diego	16-0	71-3,104	43.7	38.0	8	25	71	0	26-244	2		
2006	San Diego	16-0	69-2,893	41.9	38.2	2	35	71	0	27-216	0		
2007	San Diego	16-0	81-3,735	46.1	39.6	9	36	70	1	29-311	0		
2008	San Diego	16-0	51-2,332	45.7	40.9	5	19	67	0	23-146	1		
Totals		86-0	341-15,038	44.1	38.9	32	144	71	1	128-1,081	5		

(also 0-2 passing with one interception and one rush for -7 yards)

Postseason												Opp.	Special Teams
Year	Team	G-S	No.-Yards	Avg.	Net Avg.	TB	In-20	Long	Blk.	Ret.-Yds.	Tackles		
2004	San Diego	1-0	5-182	36.4	36.4	0	1	42	0	0-0	0		
2006	San Diego	1-0	7-256	36.6	36.6	0	5	51	0	1-0	0		
2007	San Diego	3-0	12-530	44.2	37.4	1	4	66	0	5-61	0		
2008	San Diego	2-0	12-599	49.9	43.3	0	7	67	0	4-79	0		
Totals		7-0	36-1,567	43.5	39.1	1	17	67	0	10-140	0		

Continued next page

Single-game Highs

Punts — 10, at Seattle, Dec. 24, 2006
 Punt Yards — 439, at Minnesota, Nov. 4, 2007
 Punt Long — 71, twice, Last: at Baltimore, Oct. 1, 2006
 Punt Average — 57.5, at New York Jets, Nov. 6, 2005
 Inside 20 — 5, twice, Last: at Minnesota, Nov. 4, 2007

Postseason Single-game Highs

Punts — 7, vs. New England, Jan. 14, 2007
 Punt Yards — 316, vs. Indianapolis, Jan. 3, 2009
 Punt Long — 67, vs. Indianapolis, Jan. 3, 2009
 Punt Average — 59.0, at Indianapolis, Jan. 13, 2008
 Inside 20 — 6, vs. Indianapolis, Jan. 3, 2009

2008 Game-By-Game Punting

Date	Opponent	No.-Yards	Avg.	Net Avg.	TB	In-20	Long	Blk.	Opp. Ret.-Yds.
09/07	Carolina	5-238	47.6	40.4	1	2	63	0	3-16
09/14	at Denver	1-52	52.0	46.0	0	0	52	0	1-6
09/22	New York Jets	1-48	48.0	48.0	0	1	48	0	0-0
09/28	at Oakland	4-222	55.5	42.0	1	0	65	0	3-34
10/05	at Miami	6-335	55.8	50.5	0	3	67	0	4-32
10/12	New England	3-118	39.3	32.7	1	1	46	0	0-0
10/19	at Buffalo	3-112	37.3	35.7	0	1	46	0	1-5
10/26	at New Orleans	2-96	48.0	48.0	0	1	49	0	0-0
11/09	Kansas City	3-132	44.0	44.3	0	2	54	0	1-(-1)
11/16	at Pittsburgh	2-87	43.5	43.5	0	2	50	0	0-0
11/23	Indianapolis	3-123	41.0	40.0	0	1	45	0	1-3
11/30	Atlanta	4-174	43.5	35.5	0	1	50	0	2-32
12/04	Oakland	5-230	46.0	45.4	0	1	58	0	3-3
12/14	at Kansas City	4-144	36.0	36.0	0	2	45	0	2-0
12/21	at Tampa Bay	4-178	44.5	30.5	2	1	56	0	2-16
12/28	Denver	1-43	43.0	43.0	0	0	43	0	0-0
	Totals	51-2332	45.7	40.9	5	19	67	0	23-146
01/03	Indianapolis+	6-316	52.7	51.7	0	6	67	0	2-6
01/11	at Pittsburgh+	6-283	47.2	35.0	0	1	53	0	2-73
	Totals	12-599	49.9	43.3	0	7	67	0	4-79

2007 Game-By-Game Punting

Date	Opponent	No.-Yards	Avg.	Net Avg.	TB	In-20	Long	Blk.	Opp. Ret.-Yds.
09/09	Chicago	6-244	40.7	40.7	0	1	54	0	1-0
09/16	at New England	5-248	49.6	39.0	2	1	61	0	2-13
09/23	at Green Bay	5-230	46.0	37.8	0	1	61	0	4-41
09/30	Kansas City	4-155	38.8	33.8	1	0	42	0	0-0
10/07	at Denver	2-111	55.5	24.3	1	0	60	1	1-18
10/14	Oakland	4-142	35.5	35.5	0	4	41	0	0-0
10/28	Houston	5-264	52.8	50.2	0	5	63	0	3-13
11/04	at Minnesota	8-439	54.9	45.0	1	5	65	0	4-59
11/11	Indianapolis	5-225	45.0	46.0	0	3	61	0	2-(-5)
11/18	at Jacksonville	4-179	44.8	35.3	0	2	63	0	2-38
11/25	Baltimore	4-192	48.0	43.0	1	2	70	0	0-0
12/02	at Kansas City	7-296	42.3	33.6	1	2	63	0	3-41
12/09	at Tennessee	8-382	47.8	41.0	1	2	60	0	3-34
12/16	Detroit	2-103	51.5	41.5	1	1	56	0	0-0
12/24	Denver	5-220	44.0	44.0	0	4	59	0	0-0
12/30	at Oakland	7-305	43.6	35.1	0	3	54	0	4-59
	Totals	81-3,735	46.1	39.6	9	36	70	1	29-311
01/06	Tennessee+	4-163	40.8	37.0	0	2	54	0	2-15
01/13	at Indianapolis+	3-177	59.0	43.7	0	0	66	0	3-46
01/20	at New England+	5-190	38.0	34.0	1	2	49	0	0-0
	Totals	12-530	44.2	37.4	1	4	66	0	5-61

2006 Game-By-Game Punting

Date	Opponent	No.-Yards	Avg.	Net Avg.	TB	In-20	Long	Blk.	Opp. Ret.-Yds.
09/11	at Oakland	5-219	43.8	43.6	0	2	56	0	3-1
09/17	Tennessee	2-77	38.5	38.5	0	2	39	0	0-0
10/01	at Baltimore	5-269	53.8	46.4	1	2	71	0	1-17
10/08	Pittsburgh	3-134	44.7	40.7	0	2	55	0	2-12
10/15	at San Francisco	1-53	53.0	47.0	0	0	53	0	1-6
10/22	at Kansas City	3-121	40.3	40.3	0	1	47	0	0-0
10/29	St. Louis	3-130	43.3	43.3	0	3	55	0	1-0
11/05	Cleveland	6-291	48.5	31.2	0	2	66	0	3-104
11/12	at Cincinnati	5-186	37.2	35.2	0	2	53	0	2-10
11/19	at Denver	3-110	36.7	36.7	0	3	41	0	0-0
11/26	Oakland	5-194	38.8	37.6	0	2	45	0	3-6
12/03	at Buffalo	6-250	41.7	32.0	1	3	50	0	2-38
12/10	Denver	3-133	44.3	45.3	0	2	48	0	1-(-3)

VETERANS &
RETURNING PLAYERS

VETERANS & RETURNING PLAYERS



12/17	Kansas City	6-173	28.8	27.8	0	3	40	0	2-6
12/24	at Seattle	10-425	42.5	40.6	0	3	59	0	5-19
12/31	Arizona	3-128	42.7	42.7	0	3	55	0	1-0
	Totals	69-2893	41.9	38.2	2	35	71	0	27-216
01/14	New England+	7-256	36.6	36.6	0	5	51	0	1-0

2005 Game-By-Game Punting

Date	Opponent	No.-Yards	Avg.	Net Avg.	TB	In-20	Long	Blk.	Opp. Ret.-Yds.
09/11	Dallas	2-63	31.5	30.5	0	0	45	0	1-2
09/18	at Denver	6-275	45.8	34.8	0	0	54	0	4-66
09/25	at New York Giants	2-85	42.5	43.5	0	0	50	0	1-(-2)
10/02	at New England	3-151	50.3	34.3	2	0	53	0	1-8
10/10	Pittsburgh	4-193	48.3	48.3	0	2	52	0	1-0
10/16	at Oakland	7-298	42.6	40.4	0	4	51	0	3-15
10/23	at Philadelphia	7-312	44.6	41.6	1	2	50	0	1-1
10/30	Kansas City	6-295	49.2	36.8	1	1	55	0	3-54
11/06	at New York Jets	2-115	57.5	40.0	1	0	60	0	1-15
11/20	Buffalo	1-53	53.0	53.0	0	1	53	0	0-0
11/27	at Washington	6-230	38.3	37.8	0	3	54	0	1-3
12/04	Oakland	4-172	43.0	43.0	0	3	71	0	1-0
12/11	Miami	4-139	34.8	29.8	1	3	55	0	0-0
12/18	at Indianapolis	4-167	41.8	35.3	1	2	54	0	1-6
12/24	at Kansas City	6-245	40.8	31.0	0	1	49	0	4-59
12/31	Denver	7-311	44.4	39.1	1	3	56	0	3-17
	Totals	71-3,104	43.7	38.0	8	25	71	0	26-244

2004 Game-By-Game Punting

Date	Opponent	No.-Yards	Avg.	Net Avg.	TB	In-20	Long	Blk.	Opp. Ret.-Yds.
09/12	at Houston	4-156	39.0	32.8	0	0	41	0	2-25
09/19	New York Jets	4-157	39.3	33.8	1	0	51	0	1-2
09/26	at Denver	6-295	49.2	39.2	3	1	59	0	0-0
10/03	Tennessee	4-176	44.0	44.0	0	3	57	0	2-0
10/10	Jacksonville	4-166	41.5	41.3	0	4	48	0	1-1
10/17	at Atlanta	5-217	43.4	40.0	0	2	51	0	1-17
10/24	at Carolina	5-175	35.0	35.0	0	3	40	0	1-0
10/31	Oakland	3-146	48.7	42.7	0	1	60	0	1-18
11/07	New Orleans	1-31	31.0	31.0	0	1	31	0	0-0
11/21	at Oakland	4-173	43.3	41.0	0	3	57	0	2-9
11/28	at Kansas City	3-135	45.0	44.7	0	3	55	0	1-1
12/05	Denver	8-372	46.5	39.9	1	3	60	0	4-33
12/12	Tampa Bay	4-187	46.8	45.5	0	3	50	0	3-5
12/19	at Cleveland	6-233	38.8	28.0	1	0	50	0	2-45
12/26	at Indianapolis	4-199	49.8	38.0	2	1	60	0	1-7
01/02	Kansas City	4-156	39.0	38.8	0	1	41	0	1-1
	Totals	69-2,974	43.1	38.4	8	29	60	0	23-164
01/08	New York Jets+	5-182	36.4	36.4	0	1	42	0	0-0

+ Denotes postseason game

VETERANS & RETURNING PLAYERS



98 IAN SCOTT

<p>Defensive Tackle 6-3, 315 7th NFL Season 2nd with Chargers</p>	<p>Florida Free Agent - '08 Gainesville HS Gainesville, Fla.</p>
--	---

Ian Scott has some big shoes to fill. With a size 16 foot, one of the biggest on the team, he just might be the right man for the job as he vies to back up All-Pro defensive tackle Jamal Williams.

Scott came over to the Chargers from Chicago by way of Philadelphia. He spent four seasons (2003-

06) in the "Windy City," working under then Bears' defensive coordinator Ron Rivera. Scott had four very good years in Chicago and even started for the Bears in Super Bowl XLI following the 2006 season. An unrestricted free agent following their Super Bowl loss to the Colts, Scott signed with the Eagles,

Continued next page



VETERANS & RETURNING PLAYERS



but suffered a knee injury in training camp and missed the entire season. After a full year of rehab, Scott signed with the Chargers about a month into the '08 season and saw limited action in four games. He's hoping to make a bigger contribution in 2009.

Scott and his wife, Crystal, are actively involved with Hope Worldwide, an international charity dedicated to delivering high-impact, community-based services to poor and needy in United States and abroad. Fullback Mack Strong of the Seattle Seahawks is a good friend and introduced the Scotts to Hope Worldwide.

At home, Scott enjoys reading and spending time with their three kids, daughters Skylar and Savannah, and son J.J. He and Crystal also like to watch movies, play cards with friends and go bowling. The Scott's Gainesville, Florida home is about 100 miles from Orlando's Disneyworld and they have become

collectors of Thomas Kinkade's Disney paintings, owning every one in the collection.

Scott is also an avid sports memorabilia collector and has several signed and framed jerseys, including one from childhood friend and Washington Nationals pitcher Joel Hanrahan.



Scott is the product of an athletic family. He and all three of his brothers played football at Gainesville High School. Youngest brother, Markus, walked on and played with Ian at Florida. Their dad, Randy, actually went to training camp with the Chargers in 1979 as a free agent line-backer from Clemson and later spent a year in the Canadian Football League. And their cousin, Michael, played arena football.



TRANSACTION HISTORY: Selected by Chicago in fourth round (116), April 27, 2003...signed with Bears, July 26, 2003...signed with Philadelphia, May 3, 2007...signed with Carolina, April 29, 2008...released, Aug. 20, 2008...signed with Chargers, Sept. 24, 2008.

2008: Played first game of season Oct. 19 at Buffalo. **2007:** Missed season with knee injury suffered during training camp...placed on injured-reserve Sept. 2. **2006:** Started all three playoff games for Bears, including Super Bowl XLI. **2005:** INT first-career pass vs. Detroit Sept. 18... season-high 10 stops vs. Cincinnati Sept. 25. **2004:** Led DL with 77 stops...INA Wks 1-2...started final 13 games...first-career sack at

Minnesota Sept. 26...season-high 10 TT vs. Houston Dec. 19. **2003:** NFL debut vs. Oakland Oct. 15.

COLLEGE: Entered NFL Draft following junior season...second-team All-SEC as soph....two-time Academic All-America...recipient of school's Bob Bryan Student Athlete of Year Award...finished career with 120 TT, 3.5 sacks, 20 TFLs and one FF...played at Florida from 2000-02...industrial and systems engineering major.

PERSONAL: Born in Greenville, S.C....prep All-America and two-time all-state at Gainesville (Fla.) HS...starting center on '99 state title hoops team...valedictorian...member National and Spanish Honor Societies.

Regular Season								Pass	Fumbles	Special Teams		
Year	Team	G-S	Tack.-Asst.	Total	Sacks-Yds.	Int.-Yds.	Long	TD	Def.	For.-Rec.	TFL	Tackles
2003	Chicago	6-0	2-1	3	0-0	0-0	0	0	0	0-0	0	0
2004	Chicago	14-13	41-36	77	2-12	0-0	0	0	2	0-1	9	0
2005	Chicago	14-12	24-20	44	0-0	1-3	3	0	4	0-0	7	0
2006	Chicago	15-8	22-9	31	0-0	0-0	0	0	5	1-1	4	0
2007	Philadelphia	Injured-Reserve (knee)										
2008	San Diego	4-0	0-1	1	0-0	0-0	0	0	0	0-0	0	0
Totals		53-33	89-67	156	2-12	1-3	3	0	11	1-2	20	0

Postseason								Pass	Fumbles	Special Teams		
Year	Team	G-S	Tack.-Asst.	Total	Sacks-Yds.	Int.-Yds.	Long	TD	Def.	For.-Rec.	TFL	Tackles
2005	Chicago	1-1	1-1	2	0-0	0-0	0	0	0	0-0	0	0
2006	Chicago	3-3	7-1	8	0-0	0-0	0	0	1	0-0	1	0
Totals		4-4	8-2	10	0-0	0-0	0	0	1	0-0	1	0

Single-game Highs

Tackles — 10, twice, Last: vs. Cincinnati, Sept. 25, 2005
 Sacks — 1, twice, Last: at Detroit, Dec. 26, 2004
 Interceptions — 1, vs. Detroit, Sept. 18, 2005

Postseason Single-game Highs

Tackles — 4, vs. New Orleans, Jan. 21, 2007



70 L.J. SHELTON

Tackle	Eastern Michigan
6-6, 345	Free Agent - '08
11th NFL Season	Rochester HS
2nd with Chargers	Rochester, Mich.

Last May the Chargers signed unrestricted free agent L.J. Shelton to a two-year contract to add depth along the offensive line. It proved to be a fruitful move as Shelton was available to step in early in the season and start left tackle while Macus McNeill was sidelined with a shoulder injury. Shelton started the first two games for McNeill and saw action on special teams and in select offensive packages during the season.

As an NFL veteran, Shelton is kind of the odd man out in his family. He's the only member of the immediate Shelton clan to make his mark on the gridiron. His father, Lonnie, and all three of his brothers - Marlon, Titus and Tim - made their mark on the basketball court. Lonnie played collegiately at Oregon State and then went on to have a standout 10-year career in the NBA,



starring for the New York Knicks, Seattle Supersonics and Cleveland Cavaliers. He won an NBA Championship with the Sonics in 1978-79 and gave his championship ring to L.J. Marlon played at the University of Washington and Titus at Cal Poly-San Luis Obispo, where he was the Big West Conference's Defensive Player of the



Year as a sophomore in 2006-07. Youngest brother Tim will be a junior at San Diego State. He averaged nearly eight points and five rebounds a game while helping guide the Aztecs to the NIT semi-finals in 2008-09. His cousin, Damian Shelton, did play in the NFL however, enjoying a nine-year career from 1997-06 as a fullback with the Jacksonville Jaguars, Chicago Bears and Buffalo Bills.

L.J. is the part-owner of a production company, LJS Entertainment, in Phoenix, Arizona. It specializes in production and distribution of music. He also works closely with brother, Marlon, who owns Shelstar Sports in Phoenix, which operates youth basketball camps and clinics.

L.J.'s hobbies include spending time with his three sons - Stephen, Christian and Ajani - and listening to his vast music collection. Shelton estimates that he owns close to 2,500 original albums, mainly soul, R&B and jazz.

In 2007, Shelton created the L.J. Shelton Foundation for Kids. He enjoys reaching out to kids from the Boys and Girls Clubs, as well as kids from women's shelters. For the last several years, Shelton has donated tickets to home games wherever he's played to kids who have earned good grades. He has a website where fans can learn more about his foundation at www.LJShelton.com.

TRANSACTION HISTORY: Selected by Arizona in first round (21st overall) of 1999 NFL Draft, April 19, 1999...signed with Cardinals, Sept. 25, 1999...released, May 18, 2005...signed with Cleveland, June 4, 2005...signed with Miami, March 13, 2006...released, Feb. 11, 2008...signed two-year deal with Chargers, May 1, 2008.

2008: Started Wks 1-2 for Marcus McNeill at LT...OL gave Philip Rivers time to throw three TD passes both weeks. **2007:** Started all 16 games at RT. **2006:** Started Wks 1-5 at LT...played in 100th career game Sept. 17 vs. Buffalo...moved to starting RG for GB game Oct. 22 and remainder of season...Packers game marked 100th GS...only team OL to play every offensive snap during season. **2005:** Starting LT, anchored line OL that blocked for Cleveland's first 1,000-yard rusher since 1985. **2004:** INA for Sept. 12 season opener at St. Louis...placed on "Reserve-Injured" list with knee injury Dec. 14. **2003:** Started first 15 games, playing all 921 offensive snaps...inj. ankle Dec. 21 at Seattle and INA Dec. 29 vs. Minnesota. **2002:**

Only Cards OL to start every game...missed only nine offensive snaps during season. **2001:** Played all 955 offensive snaps at LT...OL allowed only 29 sacks, second-fewest in team history during 16-game schedule. **2000:** Starting LT in season opener vs. NY Giants Sept. 3, but suffered sprained right knee...INA next two games vs. Dallas and GB...returned to starting lineup Wk 4 for remainder of season. **1999:** Unsigned until Wk 3 of regular season..."Roster-Exempt" for next two games...NFL debut vs. Giants, Oct. 10... first-career start vs. NE Oct. 31...inj. (ankle) at Washington Dec. 12 and DNP rest of year.

COLLEGE: First-team All-MAC as junior and senior... second-team All-America as senior...three-year starting LT...redshirted in '94...played at Eastern Michigan from 1994-98...telecommunications and film major.

PERSONAL: Born in Corvallis, Oregon...lettered in football and basketball at Rochester (Mich.) HS...DNP FB as senior to concentrate on basketball.

Continued next page

VETERANS & RETURNING PLAYERS



Games Played-Started: 1999 (9-7, Arizona); 2000 (14-14, Arizona); 2001 (16-16, Arizona); 2002 (16-16, Arizona); 2003 (15-15, Arizona); 2004 (12-9, Arizona); 2005 (16-16, Cleveland); 2006 (16-16, Miami); 2007 (16-16, Miami); 2008 (16-2, San Diego); **Total** (146-127).

Postseason Games Played-Started: 2008 (2-0, San Diego).



59 **BRANDON SILER**

<p>Linebacker 6-2, 239 3rd NFL Season 3rd with Chargers</p>	<p>Florida Draft 7 - '07 Evans HS Orlando, Fla.</p>
--	--

VETERANS & RETURNING PLAYERS

Brandon Siler has earned a position on the Chargers by making an impact on special teams in his first two seasons where he's become one of the Bolts' most powerful cover men.

As a rookie, Siler led the Chargers with 21 special teams tackles, seven more than the team's second-leading tackler. As a second-year player, he ranked second on the squad behind a pretty heady special teams performer himself, two-time Pro Bowl pick Kassim Osgood.

Siler will again be counted on for big performances on special teams while competing for additional time at inside linebacker.

A three-time All-SEC choice at Florida, the Chargers may have made the steal of the 2007 NFL Draft with their selection of Siler in the seventh round. A leader and team captain of the Gators' 2007 BCS national championship team, he elected to leave school early and make himself available for the NFL Draft following his junior season. An academic honoree as well for his work in the classroom, Siler studied criminology in Gainesville.

To get himself ready for the draft, Siler spent

several weeks training with Baltimore Ravens All-Pro linebacker Ray Lewis. And when draft day rolled around and Brandon slipped to the seventh round, it was Lewis who called him during the draft to offer words of encouragement. Lewis is a native of Lakeland, Florida who attended the University of Miami, while Siler is from Orlando, less than an hour drive from Lakeland. He and Lewis maintain a close friendship.



Siler also drew inspiration that day from his parents, Annette and Gerald Robinson. He credits them with giving him the strength to endure through difficult times like the one that he endured on draft day.

Siler's grandfather, Herbert Siler, was a professional heavyweight boxer, who fought and lost to Muhammad Ali in a fourth round knockout on Dec. 27, 1960 in Miami. The Ali bout was Siler's third career pro fight and Ali's second. Siler, whose nickname was "Bolegs," finished his professional career with a record of 15-12.



TRANSACTION HISTORY: Seventh-round choice (240th overall), April 29, 2007...signed four-year contract, July 25, 2007.

2008: Chargers Alumni Special Teams POM for November...two-yard TFL in late 4Q goal-line stand in Nov. 9 win vs. KC...4th-and-goal TFL at one late in 1Q Wk 10 at Pittsburgh...Wk 12 vs. Atlanta, led late 2Q goal-line stand with 3rd and 4th-down tackles for NG...inj. foot pregame Dec. 21 at TB...played but DNF...INA Dec. 28 vs. Denver and Wild Card Playoffs (foot)...stalled late 3Q drive in AFC Divisional Playoffs at Pitt. with consecutive stops for NG on 3rd and 4th-and-goal from one. **2007: All-Rookie special teams honors from PFW and PFWA**...Wk 5 at Denver,

returned fumbled KOR 23 yards for TD...season-high four STTs Dec. 9 vs. Tennessee.

COLLEGE: Second-team All-SEC as junior and third-team as soph...Academic All-District III in '05...SEC Frosh of Year by in '04...only second true frosh ever to lead squad in tackles (77)...first-team frosh All-America...SEC Frosh Academic Honor Roll...played at Florida from 2004-06...criminology major.

PERSONAL: Born in Daytona Beach, Florida...second-team all-state and 4.2 student at Evans HS in Orlando, Fla...MVP of 2003 California-Florida All-Star Game with two INTs.



Regular Season		G-S	Tack.-Asst.	Total	Sacks-Yds.	Int.-Yds.	Long	TD	Pass	Fumbles	Special Teams	
Year	Team								Def.	For.-Rec.	TFL	Tackles
2007	San Diego	15-0	2-4	6	0-0	0-0	0	0	0	0-0	1	21
2008	San Diego	15-0	8-4	12	0-0	0-0	0	0	0	0-0	3	15
Totals		30-0	10-8	18	0-0	0-0	0	0	0	0-0	4	36

Postseason		G-S	Tack.-Asst.	Total	Sacks-Yds.	Int.-Yds.	Long	TD	Pass	Fumbles	Special Teams	
Year	Team								Def.	For.-Rec.	TFL	Tackles
2007	San Diego	3-0	0-0	0	0-0	0-0	0	0	0	0-0	0	6
2008	San Diego	1-0	0-2	2	0-0	0-0	0	0	0	0-0	0	2
Totals		4-0	0-2	2	0-0	0-0	0	0	0	0-0	0	8

Additional Statistics

Special Teams Fumble Recoveries — **2007**, 2.
 Special Teams Fumble Recovery Touchdowns — **2007**, 1, Oct. 7 at Denver.



43 DARREN SPROLES

Running Back-Kick Returner Kansas State
5-6, 185 Draft 4 - '05
5th NFL Season Olathe North HS
5th with Chargers Olathe, Kan.

VETERANS & RETURNING PLAYERS

Darren Sproles is no longer one of the best-kept secrets in the NFL. Relegated mostly to special teams his first three seasons, Sproles showed the league what he could do when called upon to fill in for an injured LaDainian Tomlinson in 2008.

Not that Sproles minds playing special teams. He ranked eighth in the NFL in both kickoff and punt returns in 2008 and was one of only two NFL players to rank in the Top 10 in both categories. His return efforts included a franchise-record-tying 103-yard kickoff return for a touchdown in Week 2 at Denver. But when Michael Turner moved on to Atlanta as a free agent in March 2008, the door opened for Sproles to take the reins as Tomlinson's backup. Sproles was solid as a runner in the regular season, but really shined in the playoffs when Tomlinson was sidelined with a groin injury. His 22-yard touchdown run in overtime in the Bolts' AFC Wild Card Playoff win over the Indianapolis Colts sent the Chargers to the divisional round for the second-consecutive season and marked the second year in a row that he played a big role in ending Indianapolis' season. Sproles ended up finishing this past year's playoff contest with 328 all-purpose yards, the second-most in a postseason game in team history (including AFL), and third-most in NFL playoff history. A week later in the Divisional Playoffs at Pittsburgh, he accounted for another 274 all-purpose yards, giving him a two-game postseason NFL record total of 602 yards.

Sproles was ticketed to become an unrestricted free agent in 2009, however the Chargers opted to protect themselves by designating him as the team's franchise player.

Sproles' rise to prominence is even sweeter because there was a time when some thought the NFL career of the former Kansas State product was in jeopardy. After a stellar rookie year in 2005, Sproles broke his ankle in the first preseason game of 2006. It was an injury that caused him to miss the entire season. Despite the naysayers, Sproles fought his way back and regained his job as the Chargers' top return man. He performed so well in 2007 that he was named as a second alternate to the AFC Pro Bowl squad. Sproles finished that season ranked fifth in the NFL in kickoff return average (27.2 ypr) and seventh in punt return average (9.5). His breakout game, however, came in yet another meeting with the Colts on a rainy night in San Diego. That night, Sproles electrified a national-television audience on NBC's Sunday Night Football by returning a punt and a kickoff for touchdowns to help lead the Bolts to a 23-21 win over the defending Super Bowl Champions. He became only the ninth player in NFL history to return a punt and a kickoff for a touchdown in the same game. At the end of that 2007 campaign, his teammates honored him with the Ed Block Courage Award in recognition of the way that he battled back from injury.

In addition to rehabbing the ankle, Sproles devoted himself to improving his game during his year-long absence from the field. Following his rookie season, Sproles spent the offseason with a member of the Chargers' equipment staff feeding him punts through the team's JUGS machine. Sproles would spend as many as four days a week on the field and estimates that he fielded close to 2,000 punts. Since





VETERANS &
RETURNING PLAYERS



then, he's become one of the NFL's most consistent at fielding punts.

Coming out of Kansas State, Sproles was one of the most prolific runners and all-purpose performers in college football history. He set nearly every school record imaginable - 23 in all - and he is regarded by many as the best player in the 110-year history of Kansas State football.

Sproles plays the game with a heavy heart and an angel on his shoulder. On April 25, 2004, he lost one of his greatest supporters when his mom, Annette, died at the age of 41 after a five-year battle with cancer. To honor their late mother, Darren and his brother, Terence, wear charms that read "RIP Mom."

The loss of his mother is one reason that Sproles is an active participant in the San Diego community. Last November he hosted a "Thanksgiving with Darren Sproles" dinner for patients and their families at San Diego's Rady Children's Hospital.

Sproles further honored his mother when he bypassed potential NFL riches following his junior season and returned to Kansas State to complete his

TRANSACTION HISTORY: Fourth-round choice (130), April 24, 2005...signed four-year contract, July 26, 2005...signed one-year contract, April 28, 2009.


2008: Pro Bowl second-alternate...Chargers Special Teams POY...AFC ST POM and Chargers Alumni ST POM for September...Special Teamer of Week by USA Today's Jarrett Bell after 317 total yards Wk 2 at Denver to become only 23rd NFL player since 1970 to record more than 300 combined net yards in non-OT game...scored on team-record-tying 103-yard kickoff return (Keith Lincoln vs. New York Titans, Sept. 16, 1962) and 66-yard catch...total was seventh-highest in NFL history and third-highest in team history...set up GW FG with 67-yard KOR late in 4Q Sept. 28 at Oakland...career-high two rec. TDs vs. Oakland Dec. 4 (eight and 18 yards)...helped ice win in TB Dec. 21 with 32-yard TD rec. for 34-24 lead in mid-4Q...TD preceded by season-long 43-yard PR...221 total yards vs. Buccaneers to run season total to 2,053...season-high 115 yards rushing with two TDs (rush and rec.) in 52-21 win over Denver to clinch AFC West...**SI.com Offensive POW** after winning Jan. 5 AFC Wild Card Playoff game vs. Indy with 22-yard TD run on first drive of OT...was second rush TD of game for new playoff high and also tied team playoff record...played majority of game in place of injured Tomlinson (groin) and recorded second-consecutive 100-yard game and first in playoffs...328 all purpose yards vs. Colts was second-most in team postseason history (AFL included) and third-most in NFL playoff game (KC's Ed Podolak, 350 in 1971 OT playoff game vs. Miami and Chargers' Keith Lincoln, 329 in Jan. 5, 1964 AFL Championship Game vs. Boston)...biggest play of night was perhaps 13-yard

degree in criminal justice. In college, school officials arranged for him to work with a speech pathologist because he was uncomfortable and stuttered during interviews. He also spoke with basketball great and San Diego native Bill Walton, who had a stuttering problem many years ago and is now an NBA analyst. Sproles lends his name and support to the Stuttering Foundation of America.

Sproles recently got engaged and will soon be married to Michel Hunt.

Darren's nickname is "Tank," which came from his family because he weighed 10 pounds at birth. The first time Tank picked up a football in a game at the age of 9, he ran 80 yards for a touchdown in a Pop Warner game.

Darren still maintains close ties to Gene Wier, his former high school coach at Olathe North High School. During the summers while he was in college, Darren would return to his alma mater to volunteer at football camps and lift weights with the players. Darren has said that he would like to coach high school football after his playing career comes to an end.



catch-and-run on third-and-11 in OT to sustain GW drive...also set up game-tying FG drive in very late 4Q with 26-yard PR...team playoff-record 62-yard TD catch late in 4Q and accounted for 274 all-purpose yards in Jan. 11 AFC Divisional Playoffs at Pittsburgh...also made first-career start at RB in place of Tomlinson...274-yard game vs. Steelers following 328-yard effort vs. Indianapolis for two-game post-season total of 602 was new NFL two-game record (500, Minnesota's Anthony Carter in 1987). **2007: Pro Bowl second-alternate...Ed Block Courage Award** after returning from broken ankle in 2006...**ST POW by AFC and USA Today.com, and Pro Football Weekly's NFL POW** after KOR (89 yards) and PR (45) for TD Nov. 11 vs. Indianapolis on NBC's SNF...both TDs in 1Q...team's first KOR TD since 2004 and first PR TD since 2001...ninth player in NFL history to score on KOR and PR in same game...second player to do so in same quarter (Bobby Mitchell vs. Philadelphia, Nov. 23, 1958)...took over for Tomlinson in 3Q of Dec. 16 game vs. Detroit and rushed for team-high 122 yards and first two career rush TDs...combined with Tomlinson's 116 yards and two TDs, marked first time in team history two running backs had 100 yards in same game and first time two RBs had at least 116 yards and two scores in same game since Tank Younger and Dan Towler of Los Angeles Rams on Oct. 24, 1954 vs. Chicago...was first time two Chargers running backs had two rush TDs each in same game since James Brooks and Chuck Muncie at Cleveland on Dec. 5, 1982...averaged career-best 46.7 yards per KOR at Oakland Dec. 30, setting up second-half FGs with returns of 61 and 54 yards...gave Chargers 21-17 lead over Indianapolis on final play of 3Q in AFC Divisional Playoffs at Indy with



56-yard TD catch and run on screen. **2006:** Spent season on "Reserve-Injured" after suffering broken ankle on PR during Aug. 12 preseason opener vs. GB. **2005:** Season-long 58-yard KOR in 4Q vs. NY Giants Sept. 25 led to TD and 42-23 lead...INA Week 6 at Oakland (ankle)...50-yard KOR set up FG for final points in 31-26 win over NY Jets Nov. 6.

COLLEGE: KSU-record 48 total TDs and 45 rush TDs...North offensive MVP in '05 Senior Bowl...KSU Offensive MVP 2003-04 and co-MVP in '02...unanimous All-Big 12 in '04...Big 12 POY by CFN in '03 after leading nation with school-record 1,986 rush and 2,735 all-purpose yards...fifth in Heisman voting, third in AP POY voting and runner-up for Doak Walker Award in '03...All-America by AP, SI and NFL Draft Report in '03...first RB and 10th in KSU history named first-team All-America by AP...also unanimous first-

team all-conference...Big 12 ST POW after KU game and Offensive POW after Missouri game in '03... 323 scrimmage yards, including 60-yard TD catch in '03 Big 12 Championship Game vs. top-ranked Oklahoma ...second-team All-Big 12 in '02...finished career at KSU with 4,979 rush yards, 80 rush TDs, 609 rec. yards, two TD catches, 846 KOR yards, 378 PR yards, one PR TD and 6,812 all-purpose yards...played at K-State from 2001-04...speech pathology degree.

PERSONAL: Born in Waterloo, Iowa...Kansas POY by USA Today and Kansas Hall of Fame POY as senior at Olathe North (Kan.) HS...Thomas A. Simone Trophy as top big-class FB player in KC metro area...KC Star POY in '99 and '00...two-time all-state, all-metro and All-Sunflower League...as senior, led Olathe North to fourth Kansas 6A state title in five years...rushed for 5,230 yards and 79 touchdowns during prep career.



VETERANS & RETURNING PLAYERS



Regular Season			Rushing				Receiving				
Year	Team	G-S	No.-Yds.	Avg.	Long	TD	No.-Yds.	Avg.	Long	TD	
2005	San Diego	15-0	8-50	6.3	21	0	3-10	3.3	6	0	
2006	San Diego	0-0	Reserve-Injured (ankle)								
2007	San Diego	15-0	37-164	4.4	34	2	10-31	3.1	14	0	
2008	San Diego	16-0	61-330	5.4	37	1	29-342	11.8	66t	5	
Totals		46-0	106-544	5.1	37	3	42-383	9.1	66t	5	

Postseason			Rushing				Receiving			
Year	Team	G-S	No.-Yds.	Avg.	Long	TD	No.-Yds.	Avg.	Long	TD
2007	San Diego	3-0	4-35	8.8	26	0	3-61	20.3	56t	1
2008	San Diego	2-1	33-120	3.6	22t	2	10-136	13.6	62t	1
Totals		5-1	37-155	4.2	26	2	13-197	15.2	62t	2

Regular Season		Kickoff Returns				Punt Returns				
Year		No.-Yds.	Avg.	Long	TD	No.-Yds.	FC	Avg.	Long	TD
2005		63-1,528	24.3	58	0	18-108	5	6.0	23	0
2007		37-1,008	27.2	89t	1	24-229	2	9.5	45t	1
Totals		100-2,536	25.4	89t	1	42-337	7	8.0	45t	1

Postseason		Kickoff Returns				Punt Returns				
Year		No.-Yds.	Avg.	Long	TD	No.-Yds.	FC	Avg.	Long	TD
2007		10-223	22.3	30	0	5-28	2	5.6	13	0
2008		9-270	30.0	63	0	5-76	0	15.2	28	0
Totals		19-493	25.9	63	0	10-104	2	10.4	28	0

Single-game Highs

- Rushing Attempts — 25, vs. Detroit, Dec. 16, 2007
- Rushing Yards — 122, vs. Detroit, Dec. 16, 2007
- Rushing Long — 37, vs. Denver, Dec. 28, 2008
- Rushing Touchdowns — 2, vs. Detroit, Dec. 16, 2007
- Rushing Long Touchdown — 11t, vs. Detroit, Dec. 16, 2007
- Receptions — 4, twice, Last: at Kansas City, Dec. 14, 2008
- Receiving Yards — 72, at Denver, Sept. 14, 2008
- Receiving Long — 66t, at Denver, Sept. 14, 2008
- Kickoff Returns — 8, at New Orleans (at London), Oct. 26, 2008
- Kickoff Return Yards — 201, at New Orleans (at London), Oct. 26, 2008
- Kickoff Return Long — 103t, at Denver, Sept. 14, 2008
- Kickoff Return Touchdowns — 1, twice, Last: at Denver, Sept. 14, 2008
- Punt Returns — 3, eight times, Last: vs. Oakland, Dec. 4, 2008
- Punt Return Yards — 50, vs. New England, Oct. 12, 2008
- Punt Return Long — 45t, vs. Indianapolis, Nov. 11, 2007
- Punt Return Touchdowns — 1, vs. Indianapolis, Nov. 11, 2007
- Fair Catches — 2, five times, Last: at Kansas City, Dec. 14, 2008



VETERANS & RETURNING PLAYERS



Postseason Single-game Highs

- Rushing Attempts — 22, vs. Indianapolis, Jan. 3, 2009
- Rushing Yards — 105, vs. Indianapolis, Jan. 3, 2009
- Rushing Long — 26, at New England, Jan. 20, 2008
- Rushing Touchdowns — 2, vs. Indianapolis, Jan. 3, 2009
- Rushing Long Touchdown — 22t, vs. Indianapolis, Jan. 3, 2009
- Receptions — 5, twice, Last: at Pittsburgh, Jan. 11, 2009
- Receiving Yards — 91, at Pittsburgh, Jan. 11, 2009
- Receiving Long — 62t, at Pittsburgh, Jan. 11, 2009
- Receiving Touchdowns — 1, twice, Last: at Pittsburgh, Jan. 11, 2009
- Kickoff Returns — 5, at Pittsburgh, Jan. 11, 2009
- Kickoff Return Yards — 164, at Pittsburgh, Jan. 11, 2009
- Kickoff Return Long — 63, at Pittsburgh, Jan. 11, 2009
- Punt Returns — 3, twice, Last: vs. Indianapolis, Jan. 3, 2009
- Punt Return Yards — 72, vs. Indianapolis, Jan. 3, 2009
- Punt Return Long — 28, vs. Indianapolis, Jan. 3, 2009
- Fair Catches — 2, vs. Tennessee, Jan. 6, 2008



35 **MIKE TOLBERT**

<p>Fullback 5-9, 243 2nd NFL Season 2nd with Chargers</p>	<p>Coastal Carolina Free Agent - '08 Douglas County HS Douglasville, Ga.</p>
--	---

Every year, training camp produces a surprise player or two who seemingly comes from nowhere to make the team. In 2008, that player was Coastal Carolina fullback Mike Tolbert, who turned heads for his play throughout training camp and into the pre-season. Even veteran players like LaDainian Tomlinson were impressed by his toughness and tenacity. And this was no small task as Tolbert became the leading candidate to replace three-time Pro Bowl fullback Lorenzo Neal.



Tolbert not only became the first player from Coastal Carolina to crack the Chargers' roster but he opened the season as the team's starting fullback. He ended up playing in 13 games while making seven starts and scored his first NFL touchdown against the New York Jets on ESPN's Monday Night Football. Tolbert was also a valuable contributor on special teams and will again look to make an impact in his second NFL season in 2009.

TRANSACTION HISTORY: Signed two-year contract, May 2, 2008.

2008: First-career start in opener vs. Carolina and very first touch was 16-yard screen to help Chargers' get away from goal line following early goal-line stand...season-long 67-yard catch-and-run Wk 2 at Denver...also threw key wedge-blocks during Darren Sproles' team-record-tying 103-yard KOR TD vs. Broncos...scored first-career TD on ESPN's MNF vs. NY Jets Wk 3...inj. shoulder in Indianapolis game Nov. 23 and INA for Atlanta, Oakland and KC contests Wks 12-14...INA for Wild Card Playoffs vs. Indy and Divisional Playoffs at Pittsburgh.

COLLEGE: Second-team (FCS) All-America and first-team All-Big South following senior season...Big South Offensive POW after school-record 244 yards

and two TDs vs. VMI in '07...included school and conference-record 86-yard GW TD run late in 4Q to break 35-35 tie...finished game one yard shy of conference single-game rushing record...Big South Freshman of Week vs. Liberty in '04...finished career with 1,670 yards and 21 TDs...played at Coastal Carolina from 2004-07...sports management major.

PERSONAL: Born in Carrollton, Georgia...All-America and all-state at Douglas County HS in Douglasville, Ga...Howard Thompson Trophy as county's top senior...*Douglas County Sentinel* Athlete of Week five times during prep career...County Defensive POY as junior and senior...first-ever back-to-back recipient...lettered in basketball...numerous academic awards, including Who's Who in USA HS Sports, National Scholar-Athlete and Presidential Scholar.

Regular Season		Rushing					Receiving				Special Teams
Year	Team	G-S	No.-Yds.	Avg.	Long	TD	No.-Yds.	Avg.	Long	TD	Tackles
2008	San Diego	13-7	13-37	2.8	11	0	13-171	13.2	67	1	0



21

LaDAINIAN TOMLINSON

Running Back
5-10, 221
9th NFL Season
9th with Chargers

Texas Christian
Draft 1 - '01
University HS
Waco, Tex.

Chargers fans were ecstatic when Chargers President Dean Spanos announced on March 10 that LaDainian Tomlinson had agreed to a new three-year contract and would continue his Hall of Fame career in San Diego.

With that behind him, Tomlinson is focused on 2009. Beseet by a nagging toe injury suffered in Week 1 and a groin injury in the season finale, LT vowed to return stronger than ever.

Tomlinson's career accolades are almost too numerous to mention. The NFL's 14th all-time leading rusher with 11,760 yards, he currently holds or shares a total of 28 team records along with a handful of NFL all-time marks. Tomlinson will begin the '09 season with 126 rushing touchdowns, second-most in NFL history and 141 total touchdowns, tied with Buffalo's Terrell Owens for fourth all-time. He's scored 10-or-more touchdowns in all eight of his NFL seasons and is the only player in league history who can boast that claim.

Another 1,000-yard season, which has been the norm for LT, would catapult him past more of the NFL's greats and all the way into seventh place on the all-time rushing list. Tomlinson has rushed for more than 1,000 yards in each of his first eight NFL seasons, one of only three players in NFL history to do so, sharing that distinction with Barry Sanders (1989-98) and Curtis Martin (1995-04).

Nearly every time Tomlinson reaches an NFL milestone, he is among the fastest - if not the fastest - to do so. In 2008, he reached 11,000 career rushing yards faster (117 games) than every back except Eric Dickerson (103), Jim Brown (107) and Sanders (115). In 2007, he tied Emmitt Smith as the fourth-fastest to 10,000 yards (106). In '08 he also reached 15,000 scrimmage yards faster than any other player and two years prior in '06, he tied Brown as the third-fastest to 10,000. And when it's come time to reach the end zone, Tomlinson hasn't wasted any time there either. He's the NFL's fastest to both 100 rushing touchdowns and 100 total touchdowns.

Known not only for his fleet feet but also for his outstanding hands, Tomlinson is one of the league's most-adept pass catchers out of the backfield. He holds the rare distinction of being just the fifth player in NFL history to rush for more than 10,000 yards and catch 500 career passes, and back in 2003, he became the first player in league history to rush for

1,000 yards and catch 100 passes in the same season.

In 2007, Tomlinson captured NFL titles for rushing yards (1,474) and rushing touchdowns (15), but he was injured during the playoffs. He suffered a knee injury in the AFC Divisional Playoffs at Indianapolis and missed nearly all of the following week's AFC Championship Game in New England. The injury occurred just weeks after Tomlinson scored his NFL-record third game-winning touchdown in overtime in a December game at Tennessee. It marked a frustrating end to a season that saw Tomlinson become the first player since Edgerrin James (1999-00) to win consecutive league rushing titles and the first player ever to score 15-or-more touchdowns in six consecutive seasons.

Tomlinson also faced despair off the field in 2007. In February, his father and older stepbrother were killed in a single-car accident near Waco, Texas. And in October, Tomlinson and wife, LaTorsha, were forced to flee their home in the middle of the night when flames from a wildfire roared perilously close to their home. Firefighters waged a heroic battle though, literally stopping the fire at the Tomlinson's back fence, preserving their home and all of its contents, including LT's memorabilia collection. That December, Tomlinson hosted an event to support the first responders and volunteers who helped fight the fires and personally donated 300 flat-screen televisions to families that lost their homes in the fires.

The personal and professional hurdles overcome 2007 came on the heels of a landmark season for Tomlinson and the Chargers in 2006. He guided the team to a franchise-record 14 wins en route to selection as the NFL's Most Valuable Player, the team's first-ever league MVP award. Tomlinson garnered 44 of a possible 50 MVP votes and finished second to only Tiger Woods in voting for the Associated Press' Male Athlete of the Year Award. Tomlinson shattered a host of NFL records in 2006, most notably setting new league marks for rushing touchdowns (28), total touchdowns (31) and points scored (186). His scoring average of 11.6 points per game was the most since the legendary "Golden Boy," Paul Hornung's 12.2 ppg average for the Green Bay Packers in 1961. Tomlinson won his and the team's first league's rushing title with 1,815 yards and just missed out on the title for yards from



VETERANS & RETURNING PLAYERS




**VETERANS &
RETURNING PLAYERS**


scrimmage by 11 yards. He became only the fifth player in league history to score 20-or-more touchdowns in consecutive seasons and set 10 other NFL records, including touchdowns in a five (15) and six-game stretch (19); touchdowns through the first 10 (22) and 12 (26) games of a season; games with two or more touchdowns (8); games with four touchdowns (3), games with three rushing touchdowns (5), consecutive games with three rushing touchdowns (3) and consecutive games with three or more total touchdowns (4) and consecutive multi-touchdown games (8). He shared the league's mark for consecutive four-touchdown games (2).

Tomlinson's accolades in 2006 extended beyond the playing field, as he was honored with the NFL's Walter Payton Man of the Year Award. One of LT's childhood idols, Payton is the only other man to win MVP and Man of the Year honors in the same season. Passing along values that were instilled at an early age by his mom, Loreane, Tomlinson and his wife, LaTorsha, have teamed up to become community leaders in both San Diego and their native Texas. Together, they oversee the Tomlinson Touching Lives Foundation. The foundation hosts events throughout the year, including youth football camps in San Diego and Texas, a golf tournament, a fishing trip for kids from The Monarch School for homeless and at-risk teens in San Diego, a Thanksgiving program in which they provide more than 2,100 San Diego families with complete holiday dinners and a Christmas program in which they give away more than 1,500 holiday gifts to the patients at San Diego's Children's Hospital and Health Center. At each Chargers' home game, LT hosts "The 21 Club," where he invites 21 kids from San Diego youth groups and nonprofit organizations to attend a game. After the game, LT invites the children down to the field where they get a one-on-one visit with their football hero. Another important branch of the Touching Lives Foundation is the "School is Cool Scholarship Fund," which awards 30 annual scholarships to college-bound students based on academics, community involvement and volunteerism. Of the 30 students selected by Tomlinson each year, 15 are selected from San Diego and 15 are chosen from LT's alma mater, University High School in Waco, Texas. Proceeds from his annual golf tournament help support the scholarship fund.

In 2009, Tomlinson and Arizona Cardinals quarterback Kurt Warner were selected as Most Caring Athletes by USA Weekend Magazine. He and Warner will be featured on the magazine's cover this Fall. Last year's winners were quarterback Eli Manning and former professional golfer Annika Sorenstam.

From his very first game in a Chargers uniform, Tomlinson seemed destined for greatness. He ran for 113 yards in his NFL debut against Washington in

2001, becoming only the 20th player in the NFL since 1970 to eclipse 100 yards in his first-career game. And as rookie, he would go on to set a team record with 1,603 total yards from scrimmage, while setting team rookie-records for rushing yards (1,236) and rushing touchdowns (10).

A year later in 2002, he shattered team records with 1,683 rushing yards and 2,172 total yards from scrimmage, ranking second in the NFL in rushing and third in yards from scrimmage. His 15 total touchdowns were sixth in the league.

2003 brought more milestones as Tomlinson caught a team-record 100 passes and racked up 2,370 total yards from scrimmage, second-most in NFL history (Marshall Faulk, 1999). He became just the eighth player to post consecutive seasons with 2,000-or-more scrimmage yards. Among his individual game accomplishments in '03 were a pair of 200-yard rushing performances, the third and fourth of his career, which tied him with Jim Brown, Earl Campbell and Barry Sanders for the second-most in league history behind O.J. Simpson's six.

In 2004, he led the NFL in rushing touchdowns for the first time in his career with 17. It set the stage for a big year in 2005 when he tied Lenny Moore's NFL record by scoring a touchdown in 18 straight games and set a new NFL record by scoring a rushing touchdown in 14 straight games. Tomlinson also had a chance to stand alongside two of the greats in Chargers history during that amazing run of '05. In the season finale against Denver, he scored his 20th touchdown of the season, passing Chuck Muncie's team record 19 in 1981. Coincidentally, Muncie was at the game that day and afterward greeted LT on the sidelines to congratulate the team's new touchdown king. Tomlinson also shared the spotlight that day with another Charger great as he moved past Lance Alworth to become the team's all-time leader in career yards from scrimmage. Though Alworth wasn't at the game to congratulate LT, the two met earlier in the season when Alworth had his No. 19 jersey retired by the club.

Jersey retirement was a familiar subject for LT in 2005 as he also had a jersey retired by his alma mater, Texas Christian University. During the Chargers' November bye week, Tomlinson returned to the Fort Worth campus and was honored during "LT Day" at the school's Amon Carter Stadium. At halftime of the Horned Frogs' game against UNLV, a ceremony was held at midfield during which LT was joined by nearly 50 former teammates. His No. 5 Horned Frogs jersey was honored so that no other player will ever be allowed to wear that number without Tomlinson's approval. During the ceremony, a highlight video was shown and Tomlinson was serenaded by the capacity crowd with an "LT" chant.

Tomlinson was honored yet again by his home state in 2009 when he was inducted into the Texas



Sports Hall of Fame.

Away from football, Tomlinson enjoys quiet time at home. He and LaTorsha own a home in the San Diego suburb of Poway where they live with their three dogs: Coco, Fendi and Sweetness. Coco is a teacup poodle; Fendi is a miniature Yorkshire terrier, and Sweetness is a pit bull named after Walter Payton. A superstar's house wouldn't be complete without a sports memorabilia room and LT's includes autographed helmets from some of his favorite NFL players, including Payton, Brown and Sanders.



Tomlinson enjoys traveling and going to the

movies for his weekly "date night" with LaTorsha. This year, they traveled to Washington D.C. to attend President Barack Obama's Inauguration and in March, visited Whistler, British Columbia where they learned how to ski. Past travels have included trips to Hawaii, Jamaica, Mexico Costa Rica and the Bahamas.



LT's individual hobbies include playing basketball and golf. In his yard is a full basketball court in the purple and white colors of his beloved TCU and that court is where Tomlinson and several of his teammates convene for pickup games during the offseason.

TRANSACTION HISTORY: First-round pick (5), April 21, 2001...signed, Aug. 23, 2001...signed eight-year contract, Aug. 14, 2004...agreed to new three-year contract thru 2011, March 10, 2009.

2008: Pro Bowl third-alternate...scored twice in 4Q Wk 4 at Oakland to lead team to 28-18 come-from-behind win...**Fed Ex Ground NFL POW** after helping lead team to third-straight AFC West title with three-TD performance in Dec. 28 win over Denver...outing vs. Broncos included season-long 45-yard run...started Jan. 3 AFC Wild Card Playoffs vs. Indy and scored TD, but left game early due to groin injury...INA for Jan. 11 AFC Divisional Playoffs at Pittsburgh. **2007:**



First-team All-Pro by AP, Sporting News and ESPN.com...All-NFL by USA Today Sports Weekly, and All-NFL and All-AFC by PFW and PFWA ...Pro Bowl starter...Chargers MVP and Offensive POY...17-yard TD

pass to Antonio Gates in season opener vs. Chicago...**SI.com Offensive POW and Stud of Week by USA Today.com** after four rush TDs, 198 yards rushing and 214 total yards from scrimmage vs. Oakland Oct. 14...**FedEx Ground NFL POW and Stud of Week by USA Today.com** after 177 yards and two second-half TDs to break 10-10 tie in 24-10 win at KC Dec. 2...GW TD on 16-yard run in OT at Tennessee Dec. 9...also had 4Q TD catch and finished game with 146 yards rushing, most allowed by Titans in '07... 116 yards and two TDs Dec. 16 vs. Detroit, combining

TOP 10 RUSHING PERFORMANCES

- 243 vs. Oakland, Dec. 28, 2003
- 220 vs. Denver, Dec. 1, 2002
- 217 vs. New England, Sept. 29, 2002
- 200 at Cleveland, Oct. 19, 2003
- 199 vs. Kansas City, Dec. 17, 2006
- 198 vs. Oakland, Oct. 14, 2007
- 192 vs. New York Giants, Sept. 25, 2005
- 187 at Oakland, Sept. 28, 2003
- 184 at Washington, Oct. 30, 2005
- 183 vs. St. Louis, Oct. 29, 2006

ALL-TIME RUSHING TOUCHDOWNS

- 1. Emmitt Smith (1990-2004) 164
- 2. LaDainian Tomlinson (2001-08) 126

with Darren Sproles (122 yards, two TD) to become first pair of RBs to rush for at least 116 yards and two scores in same game since Tank Younger and Dan Towler of Los Angeles Rams on Oct. 24, 1954 vs. Chicago...first time two Chargers RBs had two rush TDs each in same game since James Brooks and Chuck Muncie at Cleveland on Dec. 5, 1982...scored game-clinching 4Q TD on one-yard leap on 4th-and-goal for 17-6 lead in Jan. 6 AFC Wild Card Playoffs vs. Tennessee...started AFC Divisional Playoffs at Indy, but inj. left knee in 2Q...fumbled on play during which he was injured, ending streak of 708 consecutive carries without fumble, NFL's longest streak by RB...started AFC Championship Game at NE, but left game after two series due to knee...DNP in Feb. 10 Pro Bowl.



2006: NFL MVP, Offensive POY and first-team All-Pro by AP...shared Walter Payton NFL Man of Year Award with Drew Brees...Pro Bowl ...Best Player in NFL by SI and Sportsman of Year by Sporting News...also NFL POY and All-Pro by TSN...Bert Bell Award as Professional Player of Year by Maxwell Football Club...RB of Year by NFL Alumni Association... MVP, Offensive POY, first-team All-NFL and first-team All-AFC by PFW and PFWA...FedEx Ground NFL POY...MVP and Offensive POY by CBS Sport-sline.com and Dallas Morning News ...All-Pro by USA Today Sports Weekly, ESPN.com and SI.com...ESPY Awards at July 2007 ESPN show for '06 Male Athlete of Year, Best NFL Player, Record-Breaking Performance and "Like Nothing Else" Award...Chargers' MVP... NFL.com All-Inter-view Team and PFWA "Good Guy" ...FedEx Ground NFL POW after TD and 131 yards, including 58-yarder in 1Q of Sept. 11 season opener at Oakland... FedEx Ground NFL and Chargers Alumni POW after tying team record and scoring career-high four rush

VETERANS & RETURNING PLAYERS



Continued next page


 VETERANS &
RETURNING PLAYERS

LT'S 10 LONGEST RECEIVING PLAYS

74t	at Indianapolis, Dec. 26, 2004
73t	at Detroit, Dec. 7, 2003
68t	vs. Green Bay, Dec. 14, 2003
59	vs. New York Jets, Sept. 19, 2004
54	vs. Jacksonville, Oct. 10, 2004
51t	at Denver, Nov. 19, 2006
41	vs. Pittsburgh, Oct. 10, 2005
37t	at Kansas City, Oct. 22, 2006
36	at Denver, Oct. 7, 2007
35	at Jacksonville, Nov. 18, 2007
35t	at Oakland, Oct. 16, 2005

TDs in 48-19 win at SF Oct. 15...first TD was 84th of career for sole possession of team's all-time TDs record, passing HOF WR Lance Alworth... scored 89th-91st TDs of career Oct. 29 vs. St. Louis to tie Emmitt Smith as second-fastest player in NFL history to 90 TDs (85 games)...scored 90th TD on 38-yard run in 1Q for longest TD run of season...erupted for 183 vs. Rams to end streak of five games without 100 yards...early in 4Q, went over 8,000 rushing yards and became eighth player in NFL history to do so in fewer than 90 games...**AFC Offensive POM for November...AFC Offensive, FedEx Ground NFL and CBS Radio/Westwood One/Amtrak POW** after 172 yards and three TDs vs. Cleveland Nov. 5... averaged 9.6 ypc vs. Browns, then second-highest of career...combined with Oct. 29 St. Louis game, became first NFL player since '03 and fifth since '00 to rush for 170+ yards and two TDs in consecutive games...**FedEx Ground NFL and SI.com Offensive POW, and USA Today Stud of Week** after scoring four TDs Nov. 12 in Cincinnati, helping lead Chargers to improbable 49-41 come-from-behind victory... scored three of his four TDs in second half, including third and fourth with 14:55 and 14:40 left in 4Q for first lead of game (42-38), erasing 21-point deficit...**AFC Offensive, FedEx Ground NFL and SI.com Offensive POW and USA Today Stud of Week** after scoring four TDs in 35-27 win at Denver Nov. 19...scored 100th career TD in game and upped season total to (22) new team record...set team single-season scoring record, scored team-record 20th rushing TD, another for GW in 4Q and threw 19-yard TD pass to Gates in 21-14 win over Oakland Nov. 26 ...**FedEx Ground NFL and SI.com Offensive POW and USA Today Stud of Week** after scoring two TDs and rushing for 178 yards Dec. 3 in Buffalo...**AFC Offensive, FedEx Ground NFL, CBS Radio/Westwood One/Amtrak and SI.com Offensive POW** after scoring three TDs Dec. 10 vs. Denver to set new NFL single-season TD record (28, Shaun Alexander, 2005)...**AFC Offensive and FedEx Ground NFL POW and USA Today Stud of Week** after rushing for season-high 199 yards, including career-long 85-yard TD run, on NBC's SNF Dec. 17 vs. KC...85-yard run was third-longest in team history and Bolts' longest since '62...finished game with 204 total yards from scrimmage and went over 2,000 for season...

rushed for 123 yards in Seattle on Christmas Eve for his franchise-best ninth-straight 100-yard game and 10th overall of season...rushed for 66 yards against Arizona Dec. 31 to finish season with 1,815 yards and claim NFL rushing title and team record...rushed for 123 yards and team playoff record two TDs in Jan. 14 AFC Playoffs vs. NE...58-yard catch in 2Q was team playoff record...finished with 187 total yards from scrimmage, most by Charger since 1963 AFL Championship Game...started and scored 3Q TD in Pro Bowl.

2005: Pro Bowl...Sporting News All-Pro...Chargers MVP and co-Offensive POY...

NFL.com All-Interview...held without catch in season opener vs. Dallas, ending streak of 63 consecutive games with catch...TD run Sept. 18 at Denver marked NFL-record 14th consecutive game with one...**AFC Offensive, FedEx Ground NFL, CBS Radio/Westwood One/ Amtrak and Chargers Alumni POW** after racking up 192 yards and three TDs vs. NY Giants Sept. 25 on ESPN SNF...**FedEx Ground NFL POW** after logging 134 yards and two TDs in 41-17 win at NE Oct. 2 to end Patriots' NFL-record 21-game home winning streak...**AFC Offensive and FedEx Ground NFL POW and Game Ball from ESPN NFL Prime-Time host Chris Berman** after scoring rushing TD, catching TD pass and throwin TD pass at Oakland Oct. 16 ...fifth player since 1966 to perform trifecta...tied Lenny Moore's (1963-65) NFL record by scoring TD in 18th consecutive game...streak ended one week later in 20-17 loss at Philadelphia Oct. 23...17-yard TD pass to Eric Parker in 28-20 win over KC Oct. 30...was third-consecutive pass that went for TD...became first player to throw three consecutive passes for TDs since Minnesota's Daunte Culpepper Dec. 24, 2004 vs. GB... **Fed Ex Ground NFL and CBS Radio/Westwood One/Amtrak POW** after four-TD performance in 31-26 win over NY Jets Nov. 6...**Mid-season MVP by ESPN.com, Offensive MVP by NFL.com, SI.com and CBS SportsLine.com...PFW Midseason All-Pro** ...beat Washington Redskins with 41-yard TD run on second play of OT at FedEx Field Nov. 27...capped 184-yard, three-TD performance... also tied game late in 4Q with 32-yard TD run...briefly left Raiders game Dec. 4 in 2Q with chest injury but returned to finish... left Indy game Dec. 18 in 4Q due to same injury... scored 20th TD of season Dec. 31 vs. Denver to break Chuck Muncie's team record of 19 (1981)...also passed Lance Alworth (9,721 yards) in Broncos game to become team's all-time leader in


ALL-TIME TOUCHDOWNS

1.	Jerry Rice (1985-04)	208
2.	Emmitt Smith (1990-04)	175
3.	Marcus Allen (1982-97)	145
4.	LaDainian Tomlinson (2001-08)	141
	Terrell Owens (1996-08)	141



total scrimmage yards. **2004: Pro Bowl...first-team All-Pro by AP and College & Pro Football Newsweekly...NFL.com All-Interview...**team record



for career carries in season opener at Houston... became Chargers' all-time leading rusher during 147-yard effort vs. Tennessee Oct. 3...finished game with 4,979 career yards to pass Paul Lowe (4,972)...team-record 44th career rushing TD vs. Oakland Oct. 31...**Chargers Alumni POW** after season-high 164 yards and 37 carries Nov. 21 at Oakland...also scored game-deciding TD in 4Q... **FedEx Ground NFL POW** after 131 yards and TD vs. TB Dec. 12...111 yards and two TDs during snow and ice storm in AFC West-clinching win at Cleveland Dec. 19...career-long 74-yard TD catch at Indy Dec. 26...INA vs. KC Jan. 2 to rest for postseason...carried team-record 26 times and caught nine passes in Wild Card Playoffs vs. NY Jets...started and sealed AFC's 38-27 victory in Pro Bowl with four-yard TD run late in 4Q. **2003: Pro Bowl first-alternate...AP second-team All-Pro...USA Today "All-Joe...Offensive POY and All-Pro by SI.com... Chargers' MVP, Offensive POY and co-Most Inspirational...JB Award for community service from James Brown of FOX NFL Sunday**...first-ever NFL TD pass (21 yards) to Drew Brees Sept. 28 at Oakland...**AFC, PFW and SI.com Offensive POW** after racking up 200 yards, including 70-


SINCE 2001, INCLUDING PLAYOFFS, THE CHARGERS RECORD WHEN LT...

- Rushes for more than 100 yards: 36-11
- Rushes for less than 100 yards: 37-49
- Carries 20 or more times in a game: 50-24
- Carries less than 20 times in a game: 23-36
- Scores a touchdown: 55-33
- Scores no touchdowns: 18-27
- Throws a touchdown pass: 5-2
- Scores two or more touchdowns: 34-5
- Makes a play of 70 yards or longer: 5-1
- Rushes for more than 200 yards: 4-0
- Records 200 combined yards: 11-1

yard TD run, at Cleveland Oct. 19...third-career 200-yard rush game to become fastest player in NFL history to record three (38 games)...**FedEx Ground NFL POW** after 162 yards and two TDs, including then career-long 73-yarder, vs. Minnesota Nov. 9...also had 55-yarder vs. Vikes...team-record 16th career 100-yard game Nov. 30 vs. KC...career-high 148 yards receiving and two TDs, including then career-long 73-yarder in 14-7 win at Detroit Dec. 7...144 receiving yards and two more TDs, including 68-yarder, one week later vs. GB...first RB in team history with consecutive 100-yard receiving games and first Charger since 1999...set team single-season record for catches by RB during Packers game...broke team's single-season receptions record Dec. 21 at Pittsburgh...**PFW Offensive POW** after rushing for team-record 243 yards and two TDs, including 4Q GW, in 21-14 win over Oakland Dec. 28...243-yard effort was second-best in NFL in 2003...was team-record seventh 200-



net yard game of career and fifth of season. **2002: Pro Bowl... team MVP and Offensive POY... second team All-Pro from AP and Football Digest...AFC Co-Offensive POW** after tying Gary Anderson's then team-record with 217 yards and scoring two TDs on runs of 37 and 58 yards vs. NE on Sept. 29... scored GW TD on 19-yard run in OT at Oakland Oct. 20...tied



In December 2006, LT graced the cover of *Sports Illustrated* for the first time in his career after he was named "The Best Player in the NFL." Tomlinson was the first Chargers running back featured on the cover of *SI* since Natrone Means in 1994. Photo: *Sports Illustrated*

LT'S LONG RUNS - 50+

85t	vs. Kansas City, Dec. 17, 2006
76	vs. Denver, Dec. 1, 2002
73t	vs. Minnesota, Nov. 9, 2003
70t	at Cleveland, Oct. 19, 2003
62	at Seattle, Dec. 24, 2006
	vs. New York Giants, Sept. 25, 2005
58	at Oakland, Sept. 11, 2006
58t	vs. New England, Sept. 29, 2002
55	vs. Kansas City, Nov. 30, 2003
55	vs. Minnesota, Nov. 9, 2003
55t	at Oakland, Sept. 28, 2003
54	at Cleveland, Oct. 7, 2001
51t	at Buffalo, Dec. 3, 2006
51	vs. St. Louis, Oct. 29, 2006



VETERANS & RETURNING PLAYERS



team record and set career high with 39 carries for 153 yards vs. Raiders, while also catching first-career TD pass...Nov 10, became first RB since 1998 to rush for more than 100 yards vs. St. Louis in TWA Dome, going for 120 and TD vs. Rams...**AFC and PFW Offensive POW** after rushing for 220 yards, including season-long 76-yarder, and three TDs vs. Denver Dec. 1. **2001: AP Offensive ROY runner-up...team's Offensive POY...Pro Bowl third-alternate... PFW All-Rookie... AFC Rookie of Month for September...**113 yards and two TDs on rookie-record 36 carries in NFL debut Wk 1 vs. Washington... became 20th player in NFL history since 1970 to rush

for more than 100 yards in first career game...career-high 13 receptions vs. Arizona Nov. 25, most-ever by Chargers RB.

COLLEGE: Second player in college football history to rush for 2,000 yards in season and 5,000 in career... 5,263 career rush yards was sixth in I-A history...ninth player in I-A history to rush for more than 5,000 yards... combined for 4,008 yards and led nation as junior and senior, becoming third player to lead the nation in rushing back-to-back years...2,158 yards as senior were fourth-best in NCAA history...I-A single-game record 406 yards vs. UTEP as junior...school-record 54 TDs, eighth in NCAA history...school records for 100-yard games (21), all purpose yards (6,337) and longest run (89t)...Doak Walker Award in 2000 and *Football News'* Offensive POY...consensus All-America as senior and AP second team as junior...two-time WAC Offensive POY and three-time all-conference...WAC Player of Week 11 times...played at TCU from 1997-00...general studies degree.

PERSONAL: Born in Rosebud, Texas...second-team all-state, district MVP and offensive POY as senior at Waco (Tex.) University HS.

VETERANS &
RETURNING PLAYERS



LT THE QUARTERBACK

LT has thrown seven touchdown passes, second-most by a non-quarterback in NFL history. Walter Payton holds the NFL record with eight. In 2005, Tomlinson threw three TD passes, tied for the second-most in season by a running back or full-back since 1970. That same season, he also became fourth player in NFL history with at least two rushing TDs, two TD catches and two TD passes in same season. Below is a look at each of LT's seven career TD passes. Photo: Mike Nowak

09/28/03 — 21 yards to Drew Brees at Oakland
09/25/05 — 26 yards to Keenan McCardell vs. N.Y. Giants
10/16/05 — 4 yards to Justin Peelle at Oakland
10/30/05 — 17 yards to Eric Parker vs. K.C.
10/22/06 — 1 yard to Brandon Manumaleuna at K.C.
11/26/06 — 19 yards to Antonio Gates vs. Oakland
09/09/07 — 17 yards to Antonio Gates vs. Chicago

LT'S TEAM RECORDS

Career Touchdowns – 141
Career Rushing Touchdowns – 126
Career 100-Yard Rushing Games (reg. season) – 46
Career 200-All-Purpose-Yard Games – 12
Career Rushing Yards – 11,760
Career Rushing Attempts – 2,657
Career Total Yards from Scrimmage – 15,561
Most Seasons Leading NFL in rushing – 2
Most Seasons Leading NFL in rushing Touchdowns - 3
Single Season Points - 186
Single-Season Rushing Touchdowns – 28
Single-Season Touchdowns – 31
Single-Season 100-Yard Rushing Games – 10
Single-Season 200-All-Purpose-Yard Games – 5
Single-Season Rushing Yards – 1,815
Single-Season Rushing Attempts – 372
Single-Season Total Yards from Scrimmage – 2,370
Single-Season Receptions – 100
Single-Game Rushing Touchdowns – 4*
Single-Game Rushing Yards – 243
Single-Game Rushing Attempts – 39*
Career Postseason Touchdowns – 4*
Career Postseason Rushing Touchdowns – 4
Single-Game Postseason Points – 12*
Single-Game Postseason Touchdowns – 2*
Single-Game Postseason Rushing Touchdowns – 2*
Single-Game Postseason Rushing Attempts – 26
Consecutive Games with a Touchdown – 18

*Tied



LT's HONORS AND AWARDS

Pro Bowl choice after 2002, 2004, 2005, 2006 and 2007 seasons
 Pro Bowl first-alternate in 2003 and third-alternate in 2001 and 2008



Associated Press NFL Most Valuable Player and Offensive
 Player of the Year in 2006

Associated Press runner-up for Male Athlete of the Year in 2006
 Associated Press first-team All-Pro in 2004, 2006 and 2007
 Associated Press second-team All-Pro in 2002 and 2003
 Associated Press Offensive Rookie of the Year runner-up in 2001



Walter Payton co-NFL Man of the Year in 2006

Maxwell Football Club's Bert Bell Award winner as Professional Player of the Year in 2006

NFL Alumni Association Running Back of the Year in 2006

Sports Illustrated's "Best Player in the NFL" in 2006



Sporting News "Sportsman of the Year" in 2006
Sporting News NFL Player of the Year in 2006
Sporting News first-team All-Pro in 2005, 2006 and 2007



College & Pro Football Newsweekly first-team All-Pro in 2004

USA Today Sports Weekly first-team All-Pro in 2006 and 2007



USA Today's All-Joe Team in 2003

Dallas Morning News Most Valuable Player and Offensive Player of
 the Year in 2006

Football Digest second-team All-Pro in 2002



CBS Sportsline.com Most Valuable Player and Offensive Player
 of the Year in 2006



ESPN.com first-team All-Pro in 2006 and 2007

SportsIllustrated.com Offensive Player of the Year in 2003
 SportsIllustrated.com first-team All-Pro in 2003 and 2006



Male Athlete of the Year, Best NFL Player, Record-Breaking
 Performance, Like Nothing Else Award — 2007 ESPYs

SportsIllustrated.com Offensive Player of the Week Awards

- Oct. 19, 2003 - at Cleveland Browns
- Nov. 12, 2006 - at Cincinnati Bengals
- Nov. 19, 2006 - at Denver Broncos
- Dec. 3, 2006 - at Buffalo Bills
- Dec. 10, 2006 - vs. Denver Broncos
- Oct. 14, 2007 - vs. Oakland Raiders



USA Today Stud of the Week Awards

- Nov. 12, 2006 - at Cincinnati Bengals
- Nov. 19, 2006 - at Denver Broncos
- Dec. 3, 2006 - at Buffalo Bills
- Dec. 17, 2006 - vs. Kansas City Chiefs
- Oct. 14, 2007 - vs. Oakland Raiders
- Dec. 2, 2007 - at Kansas City



VETERANS &
 RETURNING PLAYERS





VETERANS &
RETURNING PLAYERS



LT's HONORS AND AWARDS

Pro Football Weekly and the Professional Football Writers of America

Most Valuable Player and Offensive Player of the Year in 2006

Pro Football Weekly and the Professional Football Writers of America

first-team All-NFL and All-AFC in 2006 and 2007

Pro Football Weekly and the Professional Football Writers of America All-Rookie Team in 2001

Professional Football Writers of America "Good Guy" Award winner in 2006



Chargers Most Valuable Player in 2002, 2003, 2005, 2006 and 2007

Chargers co-Offensive Player of the Year in 2005

Chargers Offensive Player of the Year in 2001, 2002, 2003 and 2007

Chargers co-Most Inspirational Player in 2003.



AFC Offensive Player of the Month — November 2006

AFC Rookie of the Month — September 2001



NFL.com All-Interview Team in 2005 and 2006

Chargers Alumni Player of the Week

- Nov. 21, 2004 - at Oakland Raiders
- Sept. 25, 2005 - vs. New York Giants
- Oct. 15, 2006 - at San Francisco 49ers



AFC Offensive Player of the Week

- Sept. 29, 2002 - vs. New England (co-Offensive Player of the Week)
- Dec. 1, 2002 - vs. Denver Broncos
- Oct. 19, 2003 - at Cleveland Browns
- Nov. 5, 2006 - vs. Cleveland Browns
- Nov. 19, 2006 - at Denver Broncos
- Dec. 10, 2006 - vs. Denver Broncos
- Dec. 17, 2006 - vs. Kansas City Chiefs



FedEx Ground NFL Player of the Year in 2006

FedEx Ground NFL Player of the Week Awards

- Nov. 9, 2003 - vs. Minnesota Vikings
- Dec. 12, 2004 - vs. Tampa Bay Buccaneers
- Sept. 25, 2005 - vs. New York Giants
- Oct. 2, 2005 - at New England Patriots
- Oct. 16, 2005 - at Oakland Raiders
- Nov. 6, 2005 - at New York Jets
- Nov. 27, 2005 - at Washington Redskins
- Sept. 11, 2006 - at Oakland Raiders
- Oct. 15, 2006 - at San Francisco 49ers
- Nov. 5, 2006 - vs. Cleveland Browns
- Nov. 12, 2006 - at Cincinnati Bengals
- Nov. 19, 2006 - at Denver Broncos
- Dec. 3, 2006 - at Buffalo Bills
- Dec. 10, 2006 - vs. Denver Broncos
- Dec. 17, 2006 - vs. Kansas City Chiefs
- Dec. 2, 2007 - at Kansas City Chiefs
- Dec. 28, 2008 - vs. Denver Broncos



ESPN NFL Prime Time Game Balls

- Oct. 16, 2005 - at Oakland Raiders
- Nov. 6, 2005 - at New York Jets
- Nov. 27, 2005 - at Washington Redskins



CBS Radio-Westwood One Amtrak Player of the Week Awards

- Sept. 25, 2005 - vs. New York Giants
- Nov. 5, 2006 - vs. Cleveland Browns
- Dec. 10, 2006 - vs. Denver Broncos



Pro Football Weekly Offensive Player of the Week Awards

- Dec. 1, 2002 - vs. Denver Broncos
- Oct. 19, 2003 - at Cleveland Browns
- Dec. 28, 2003 - vs. Oakland Raiders





Regular Season			Rushing				Receiving			
Year	Team	G-S	No.-Yds.	Avg.	Long	TD	No.-Yds.	Avg.	Long	TD
2001	San Diego	16-16	339-1,236	3.6	54	10	59-367	6.2	27	0
2002	San Diego	16-16	372-1,683	4.5	76	14	79-489	6.2	30	1
2003	San Diego	16-16	313-1,645	5.3	73t	13	100-725	7.3	73t	4
2004	San Diego	15-15	339-1,335	3.9	42	17	53-441	8.3	74t	1
2005	San Diego	16-16	339-1,462	4.3	62	18	51-370	7.3	41	2
2006	San Diego	16-16	348-1,815	5.2	85t	28	56-508	9.1	51t	3
2007	San Diego	16-16	315-1,474	4.7	49	15	60-475	7.9	36	3
2008	San Diego	16-16	292-1,110	3.8	45	11	52-426	8.2	32	1
Totals		127-127	2,657-11,760	4.4	85t	126	510-3,801	7.5	74t	15

Postseason			Rushing				Receiving			
Year	Team	G-S	No.-Yds.	Avg.	Long	TD	No.-Yds.	Avg.	Long	TD
2004	San Diego	1-1	26-80	3.1	12	0	9-53	5.9	10	0
2006	San Diego	1-1	23-123	5.3	15	2	2-64	32.0	58	0
2007	San Diego	3-3	30-75	2.5	12	1	5-40	8.0	20	0
2008	San Diego	1-1	5-25	5.0	13	1	0-0	0.0	0	0
Totals		6-6	84-303	3.6	15	4	16-157	9.8	58	0

Year	Passing		Yards	Pct.	TD	Int.	Long	Sacks-Lost	Pass Rating
	Att.-Comp.								
2003	1-1	21	1.000	1	0	21t	0-0	158.3	
2004	2-1	38	.500	0	0	38	1-1	95.8	
2005	4-3	47	.750	3	0	26t	0-0	153.1	
2006	3-2	20	.667	2	0	19t	0-0	125.0	
2007	1-1	17	1.000	1	0	17t	0-0	158.3	
Totals	11-8	143	.727	7	0	38	1-1	154.4	

Single-game Highs

- Rushing Attempts — 39, at Oakland, Oct. 20, 2002
- Rushing Yards — 243, vs. Oakland, Dec. 28, 2003
- Rushing Long — 85t, vs. Kansas City, Dec. 17, 2006
- Rushing TDs — 4, three times, Last: vs. Oakland, Oct. 14, 2007
- Rushing Long TD — 85t, vs. Kansas City, Dec. 17, 2006
- Receptions — 13, vs. Arizona, Nov. 25, 2001
- Receiving Yards — 148, at Detroit, Dec. 7, 2003
- Receiving Long — 74t, at Indianapolis, Dec. 26, 2004
- Receiving TDs — 2, twice, Last: vs. Green Bay, Dec. 14, 2003
- Receiving Long TD — 74t, at Indianapolis, Dec. 26, 2004

Postseason Single-game Highs

- Rushing Attempts — 26, vs. New York Jets, Jan. 8, 2005
- Rushing Yards — 123, vs. New England, Jan. 14, 2007
- Rushing Long — 15, vs. New England, Jan. 14, 2007
- Rushing TDs — 2, vs. New England, Jan. 14, 2007
- Rushing Long TD — 3t, twice, Last: vs. Indianapolis, Jan. 3, 2009
- Receptions — 9, vs. New York Jets, Jan. 8, 2005
- Receiving Yards — 64, vs. New England, Jan. 14, 2007
- Receiving Long — 58, vs. New England, Jan. 14, 2007

100-Yard Rushing Games (47 - 46 regular season, 1 postseason)

Date	Opponent	W-L	No.-Yds.	Avg.	Long	TD
09/09/01	Washington	W	36-113	3.1	9	2
09/30/01	Cincinnati	W	21-107	5.1	23	3
10/07/01	at Cleveland	L	19-102	5.4	54	1
12/23/01	at Kansas City	L	27-145	5.4	34	0
09/08/02	at Cincinnati	W	21-114	5.4	17	1
09/29/02	New England	W	27-217	8.0	58t	2
10/20/02	at Oakland	W	39-153	3.9	19t	1
11/10/02	at St. Louis	L	24-120	5.0	30	1
12/01/02	Denver	W	37-220	5.9	76	3
12/15/02	at Buffalo	L	28-110	3.9	31	1
12/22/02	at Kansas City	L	24-131	5.5	34	0
09/21/03	Baltimore	L	23-105	4.6	17	1
09/28/03	at Oakland	L	28-187	6.7	55t	1
10/19/03	at Cleveland	W	26-200	7.7	70t	1

VETERANS & RETURNING PLAYERS



Continued next page



VETERANS & RETURNING PLAYERS



11/09/03	Minnesota	W	16-162	10.1	73t	2
11/30/03	Kansas City	L	19-106	5.6	55	1
12/28/03	Oakland	W	31-243	7.8	35	2
09/12/04	at Houston	W	26-121	4.7	32	1
10/03/04	Tennessee	W	17-147	8.6	42	1
11/21/04	at Oakland	W	37-164	4.4	16	1
12/05/04	Denver	W	30-113	3.8	15	2
12/12/04	Tampa Bay	W	25-131	5.2	35	1
12/19/04	at Cleveland	W	26-111	4.3	20	2
09/25/05	New York Giants	W	21-192	9.1	62	3
10/02/05	at New England	W	25-134	5.4	11	2
10/16/05	at Oakland	W	31-140	4.5	29	1
11/06/05	at New York Jets	W	25-107	4.3	16	3
11/27/05	at Washington	W	25-184	7.4	41t	3
09/11/06	at Oakland	W	31-131	4.2	58	1
10/29/06	St. Louis	W	25-183	7.3	51	2
11/05/06	Cleveland	W	18-172	9.6	41t	3
11/12/06	at Cincinnati	W	22-104	4.7	17	4
11/19/06	at Denver	W	20-105	5.3	24	3
11/26/06	Oakland	W	19-109	5.7	44	2
12/03/06	at Buffalo	W	28-178	6.4	51t	2
12/10/06	Denver	W	28-103	3.7	17	3
12/17/06	Kansas City	W	25-199	8.0	85t	2
12/24/06	at Seattle	W	22-123	5.6	62	0
01/14/07	New England+	L	23-123	5.3	15	2
09/30/07	Kansas City	L	20-132	6.6	37	1
10/14/07	Oakland	W	24-198	8.3	41t	4
12/02/07	at Kansas City	W	23-177	7.7	34	2
12/09/07	at Tennessee	W	26-146	5.6	32	1
12/16/07	Detroit	W	15-116	7.7	49	2
12/24/07	Denver	W	19-107	5.6	17t	1
09/28/08	at Oakland	W	20-106	5.3	41t	2
10/26/08	at New Orleans (at London)	L	19-105	5.5	40	0

+ Denotes postseason game

100-Yard Receiving Games Games (2)

Date	Opponent	W-L	No.-Yds.	Avg.	Long	TD
12/07/03	at Detroit	W	9-148	16.4	73t	2
12/14/03	Green Bay	L	11-144	13.1	68t	2

Multi-Touchdown Games (39)

Date	Opponent	W-L	Total	Touchdowns	
				Rushing	Receiving
09/09/01	Washington	W	2	2	0
09/30/01	Cincinnati	W	3	3	0
09/22/02	at Arizona	W	2	2	0
09/29/02	New England	W	2	2	0
10/20/02	at Oakland	W	2	1	1
12/01/02	Denver	W	3	3	0
11/09/03	Minnesota	W	2	2	0
12/07/03	at Detroit	W	2	0	2
12/14/03	Green Bay	L	2	0	2
12/21/03	at Pittsburgh	L	2	2	0
12/28/03	Oakland	W	2	2	0
11/28/04	at Kansas City	W	2	2	0
12/05/04	Denver	W	2	2	0
12/19/04	at Cleveland	W	2	2	0
12/26/04	at Indianapolis	L	2	1	1
09/18/05	at Denver	L	2	2	0
09/25/05	New York Giants	W	3	3	0
10/02/05	at New England	W	2	2	0
10/16/05	at Oakland	W	2	1	1
11/06/05	at New York Jets	W	4	3	1
11/27/05	at Washington	W	3	3	0
09/17/06	Tennessee	W	2	2	0
10/15/06	at San Francisco	W	4	4	0
10/29/06	St. Louis	W	3	2	1
11/05/06	Cleveland	W	3	3	0
11/12/06	at Cincinnati	W	4	4	0
11/19/06	at Denver	W	4	3	1

VETERANS & RETURNING PLAYERS



11/26/06	Oakland	W	2	2	0
12/03/06	at Buffalo	W	2	2	0
12/10/06	Denver	W	3	3	0
12/17/06	Kansas City	W	2	2	0
01/14/07	New England+	L	2	2	0
10/14/07	Oakland	W	4	4	0
12/02/07	at Kansas City	W	2	2	0
12/09/07	at Tennessee	W	2	1	1
12/16/07	Detroit	W	2	2	0
09/22/08	New York Jets	W	2	2	0
09/28/08	at Oakland	W	2	2	0
12/28/08	Denver	W	3	3	0

+ Denotes postseason game

By Opponent (incl. playoffs)

Opponent	Rushing					Receiving				
	No.	Yards	Avg.	Long	TD	No.	Yards	Avg.	Long	TD
Atlanta (2)	37	88	2.4	10	2	9	58	6.4	15	0
Arizona (3)	63	232	3.7	17	2	20	111	5.6	12	0
Baltimore (3)	73	280	3.8	36	1	15	103	6.9	15	0
Buffalo (5)	105	472	4.5	51t	4	16	84	5.3	12	0
Carolina (2)	38	144	3.8	16	1	6	28	4.7	9	0
Chicago (2)	33	86	2.6	14	2	11	72	6.5	20	0
Cincinnati (4)	80	420	5.3	38	9	14	163	11.6	30	0
Cleveland (4)	89	585	6.6	70t	7	9	48	5.3	11	0
Dallas (2)	46	162	3.5	16	1	2	27	13.5	27	0
Denver (16)	316	1,344	4.3	76	18	51	383	7.5	51t	1
Detroit (2)	40	204	5.1	49	2	11	155	14.1	73t	2
Green Bay (2)	42	113	2.7	12	0	14	177	12.6	68t	3
Houston (3)	70	295	4.2	32	1	5	3	0.6	6	0
Indianapolis (4)	71	266	3.7	20	2	17	175	10.3	74t	1
Jacksonville (5)	73	260	3.6	22	3	13	201	15.5	54	0
Kansas City (15)	288	1,378	4.8	85t	11	74	470	6.4	37t	1
Miami (4)	71	217	3.1	16	1	19	116	6.1	18	0
Minnesota (2)	32	202	6.3	73t	3	12	82	7.7	23	0
at New York Giants (1)	21	192	9.1	62	3	6	28	4.7	9	0
New York Jets (5)	108	401	3.7	19	7	20	208	10.4	59	1
New England (7)	139	670	4.8	58t	7	20	191	9.6	58	0
New Orleans (2)	36	141	3.9	40	1	9	105	11.7	32	1
Oakland (16)	402	1,906	4.7	58	19	52	262	5.0	35t	3
Philadelphia (2)	36	58	1.6	13	0	8	39	4.9	11	0
Pittsburgh (4)	71	246	3.5	20	4	24	155	6.5	41	0
St. Louis (2)	49	303	6.2	51	3	6	81	13.5	26	1
San Francisco (2)	45	159	3.5	27	4	15	121	8.1	16	0
Seattle (4)	77	315	4.1	62	1	18	122	6.8	15	0
Tampa Bay (2)	46	221	4.8	35	1	6	39	6.5	22	0
Tennessee (4)	83	406	4.9	42	5	17	110	6.5	14	1
Washington (2)	61	297	4.7	41t	5	7	41	5.9	14	0
Totals (133)	2,741	12,063	4.4	85t	130	526	3,958	7.2	74t	15

2008 Game-By-Game

Date	Opponent	Rushing					Receiving						
		No.	Yards	Avg.	Long	TD	TDs	No.	Yards	Avg.	Long	TD	TDs
09/07	Carolina*	21	97	4.6	14	0		3	15	5.0	9	0	
09/14	at Denver*	10	26	2.6	6	0		2	14	7.0	16	0	
09/22	New York Jets*	26	67	2.6	5	2	2t, 2t	3	20	6.7	9	0	
09/28	at Oakland*	20	106	5.3	41t	2	13t, 41t	2	9	4.5	6	0	
10/05	at Miami*	12	35	2.9	11	0		5	22	4.4	11	0	
10/12	New England*	20	74	3.7	27	0		3	44	14.7	28	0	
10/19	at Buffalo*	14	41	2.9	9	0		6	26	4.3	9	0	
10/26	at New Orleans*	19	105	5.5	40	0		5	65	13.0	32	1	12t
11/09	Kansas City*	22	78	3.5	17	0		4	39	9.8	11	0	
11/16	at Pittsburgh*	18	57	3.2	12	1	3t	3	45	15.0	26	0	
11/23	Indianapolis*	21	84	4.0	20	0		3	30	10.0	15	0	
11/30	Atlanta*	14	24	1.7	6	1	3t	5	42	8.4	15	0	
12/04	Oakland*	25	91	3.6	9	1	3t	0	0	0.0	0	0	
12/14	at Kansas City*	15	39	2.6	7	1	6t	6	35	5.8	9	0	
12/21	at Tampa Bay*	21	90	4.3	13	0		2	20	10.0	22	0	
12/28	Denver*	14	96	6.9	45	3	1t, 4t, 14t	0	0	0.0	0	0	
Totals		292	1110	3.8	45	11		52	426	8.2	32	1	

Continued next page

VETERANS & RETURNING PLAYERS



01/03	Indianapolis*+	5	25	5.0	13	1	3t	0	0	0.0	0	0
01/11	at Pittsburgh+	Inactive										

2007 Game-By-Game

Date	Opponent	Rushing						Receiving					
		No.	Yards	Avg.	Long	TD	TDs	No.	Yards	Avg.	Long	TD	TDs
09/09	Chicago*	17	25	1.5	10	1	7t	7	51	7.3	20	0	
09/16	at New England*	18	43	2.4	11	0		4	15	3.8	6	0	
09/23	at Green Bay*	22	62	2.8	11	0		3	33	11.0	21t	1	21t
09/30	Kansas City*	20	132	6.6	37	1	5t	5	22	4.4	10	0	
10/07	at Denver*	21	67	3.2	11	0		3	73	24.3	36	0	
10/14	Oakland*	24	198	8.3	41t	4	3t, 27t, 13t, 41t	3	16	5.3	12	0	
10/28	Houston*	17	90	5.3	20	0		1	1	1.0	1	0	
11/04	at Minnesota*	16	40	2.5	11	1	1t	6	37	6.2	10	0	
11/11	Indianapolis*	21	76	3.6	16	1	4t	4	21	5.3	12	0	
11/18	at Jacksonville*	16	62	3.9	19	1	6t	5	93	18.6	35	0	
11/25	Baltimore*	24	77	3.2	36	0		6	45	7.5	15	0	
12/02	at Kansas City*	23	177	7.7	34	2	31t, 28t	3	20	6.7	15	0	
12/09	at Tennessee*	26	146	5.6	32	1	16t	5	27	5.4	9	1	7t
12/16	Detroit*	15	116	7.7	49	2	6t, 2t	2	7	3.5	7	0	
12/24	Denver*	19	107	5.6	17t	1	17t	2	7	3.5	5	0	
12/30	at Oakland*	16	56	3.5	12	0		1	7	7.0	7t	1	7t
Totals		315	1474	4.7	49	15		60	475	7.9	36	3	
01/06	Tennessee*+	21	42	2.0	12	1	1t	3	19	6.3	9	0	
01/13	at Indianapolis*+	7	28	4.0	8	0		1	20	20.0	20	0	
01/20	at New England*+	2	5	2.5	3	0		1	1	1.0	1	0	
Totals		30	75	2.5	12	1		5	40	8.0	20	0	

2006 Game-By-Game

Date	Opponent	Rushing						Receiving					
		No.	Yards	Avg.	Long	TD	TDs	No.	Yards	Avg.	Long	TD	TDs
09/11	at Oakland*	31	131	4.2	58	1	1t	3	18	6.0	10	0	
09/17	Tennessee*	19	71	3.7	15	2	4t, 8t	7	51	7.3	14	0	
10/01	at Baltimore*	26	98	3.8	29	0		1	7	7.0	7	0	
10/08	Pittsburgh*	13	36	2.8	12	0		8	34	4.3	19	0	
10/15	at San Francisco*	21	71	3.4	9	4	5t, 1t, 1t, 5t	7	64	9.1	16	0	
10/22	at Kansas City*	15	66	4.4	19	0		6	72	12.0	37t	1	37t
10/29	St. Louis*	25	183	7.3	51	2	2t, 38t	3	57	19.0	26	1	25t
11/05	Cleveland*	18	172	9.6	41t	3	41t, 7t, 8t	3	20	6.7	7	0	
11/12	at Cincinnati*	22	104	4.7	17	4	9t, 4t, 2t, 9t	6	54	9.0	19	0	
11/19	at Denver*	20	105	5.3	24	3	3t, 3t, 1t	3	74	24.7	51t	1	51t
11/26	Oakland*	19	109	5.7	44	2	4t, 10t	1	5	5.0	5	0	
12/03	at Buffalo*	28	178	6.4	51t	2	51t, 2t	3	14	4.7	7	0	
12/10	Denver*	28	103	3.7	17	3	1t, 6t, 7t	1	9	9.0	9	0	
12/17	Kansas City*	25	199	8.0	85t	2	15t, 85t	1	5	5.0	5	0	
12/24	at Seattle*	22	123	5.6	62	0		1	10	10.0	10	0	
12/31	Arizona*	16	66	4.1	11	0		2	14	7.0	12	0	
Totals		348	1815	5.2	85t	28		56	508	9.1	51t	3	
01/14	New England*+	23	123	5.3	15	2	2t, 3t	2	64	32.0	58	0	

2005 Game-By-Game

Date	Opponent	Rushing						Receiving					
		No.	Yards	Avg.	Long	TD	TDs	No.	Yards	Avg.	Long	TD	TDs
09/11	Dallas*	19	72	3.8	10	1	2t	0	0	0.0	0	0	
09/18	at Denver*	19	52	2.7	16t	2	16t, 4t	0	0	0.0	0	0	
09/25	New York Giants*	21	192	9.1	62	3	1t, 3t, 5t	6	28	4.7	9	0	
10/02	at New England*	25	134	5.4	11	2	8t, 1t	3	34	11.3	21	0	
10/10	Pittsburgh*	18	62	3.4	14	1	2t	7	68	9.7	41	0	
10/16	at Oakland*	31	140	4.5	29	1	7t	2	39	19.5	35t	1	35t
10/23	at Philadelphia*	17	7	0.4	7	0		4	26	6.5	11	0	
10/30	Kansas City*	17	69	4.1	15	0		3	23	7.7	16	0	
11/06	at New York Jets*	25	107	4.3	16	3	4t, 1t, 1t	3	46	15.3	25t	1	25t
11/20	Buffalo*	19	67	3.5	19	1	1t	3	22	7.3	12	0	
11/27	at Washington*	25	184	7.4	41t	3	1t, 32t, 41t	6	29	4.8	14	0	
12/04	Oakland*	25	86	3.4	13	0		5	24	4.8	16	0	
12/11	Miami*	21	75	3.6	16	0		1	0	0.0	0	0	
12/18	at Indianapolis*	24	76	3.2	12	0		4	9	2.3	6	0	
12/24	at Kansas City*	14	47	3.4	20	0		3	18	6.0	9	0	
12/31	Denver*	19	92	4.8	28	1	6t	1	4	4.0	4	0	
Totals		339	1,462	4.3	62	18		51	370	7.3	41	2	



VETERANS & RETURNING PLAYERS



VETERANS & RETURNING PLAYERS



2004 Game-By-Game

Date	Opponent	Rushing						Receiving					
		No.	Yards	Avg.	Long	TD	TDs	No.	Yards	Avg.	Long	TD	TDs
09/12	at Houston*	26	121	4.7	32	1	1t	3	-4	-1.3	0	0	
09/19	New York Jets*	19	87	4.6	19	1	4t	3	76	25.3	59	0	
09/26	at Denver*	22	60	2.7	16	0		3	10	3.3	7	0	
10/03	Tennessee*	17	147	8.6	42	1	15t	2	13	6.5	7	0	
10/10	Jacksonville*	19	56	2.9	22	1	1t	4	78	19.5	54	0	
10/17	at Atlanta*	23	64	2.8	10	1	1t	4	16	4.0	8	0	
10/24	at Carolina*	17	47	2.8	16	1	8t	3	13	4.3	7	0	
10/31	Oakland*	19	71	3.7	15	1	1t	1	7	7.0	7	0	
11/07	New Orleans*	17	36	2.1	8	1	1t	4	40	10.0	13	0	
11/21	at Oakland*	37	164	4.4	16	1	6t	1	9	9.0	9	0	
11/28	at Kansas City*	21	46	2.2	14	2	1t, 3t	10	57	5.7	10	0	
12/05	Denver*	30	113	3.8	15	2	5t, 1t	5	17	3.4	7	0	
12/12	Tampa Bay*	25	131	5.2	35	1	7t	4	19	4.8	10	0	
12/19	at Cleveland*	26	111	4.3	20	2	1t, 1t	1	-5	-5.0	-5	0	
12/26	at Indianapolis*	21	81	3.9	16t	1	16t	5	95	19.0	74t	1	74t
01/02	Kansas City	Inactive											
	Totals	339	1,335	3.9	42	17		53	441	8.3	74t	1	
01/08	New York Jets*+	26	80	3.1	12	0		9	53	5.9	10	0	

2003 Game-By-Game

Date	Opponent	Rushing						Receiving					
		No.	Yards	Avg.	Long	TD	TDs	No.	Yards	Avg.	Long	TD	TDs
09/07	at Kansas City*	13	34	2.6	8	0		5	27	5.4	10	0	
09/14	Denver*	16	93	5.8	23	0		5	27	5.4	11	0	
09/21	Baltimore*	23	105	4.6	17	1	2t	8	51	6.4	14	0	
09/28	at Oakland*	28	187	6.7	55t	1	55t	7	24	3.4	10	0	
10/05	at Jacksonville*	10	38	3.8	12	0		4	30	7.5	20	0	
10/19	at Cleveland*	26	200	7.7	70t	1	70t	3	21	7.0	11	0	
10/27	Miami*	24	62	2.6	8	1	1t	11	80	7.3	18	0	
11/02	at Chicago*	16	61	3.8	14	1	3t	4	21	5.3	10	0	
11/09	Minnesota*	16	162	10.1	73t	2	73t, 1t	6	45	7.5	23	0	
11/16	at Denver*	8	29	3.6	16	0		4	16	4.0	9	0	
11/23	Cincinnati*	16	95	5.9	38	1	6t	4	49	12.3	15	0	
11/30	Kansas City*	19	106	5.6	55	1	6t	5	17	3.4	9	0	
12/07	at Detroit*	25	88	3.5	14	0		9	148	16.4	73t	2	16t, 73t
12/14	Green Bay*	20	51	2.6	12	0		11	144	13.1	68t	2	7t, 68t
12/21	at Pittsburgh*	22	91	4.1	20	2	5t, 2t	6	8	1.3	10	0	
12/28	Oakland*	31	243	7.8	35	2	2t, 2t	8	17	2.1	8	0	
	Totals	313	1,645	5.3	73t	13		100	725	7.3	73t	4	

2002 Game-By-Game

Date	Opponent	Rushing						Receiving					
		No.	Yards	Avg.	Long	TD	TDs	No.	Yards	Avg.	Long	TD	TDs
09/08	at Cincinnati*	21	114	5.4	17	1	1t	3	45	15.0	30	0	
09/15	Houston*	27	84	3.1	10	0		1	6	6.0	6	0	
09/22	at Arizona*	26	91	3.5	17	2	4t, 2t	5	25	5.0	9	0	
09/29	New England*	27	217	8.0	58t	2	37t, 58t	4	20	5.0	8	0	
10/06	at Denver*	14	48	3.4	17	0		7	49	7.0	10	0	
10/13	Kansas City*	20	78	3.9	11	1	1t	9	78	8.7	22	0	
10/20	at Oakland*	39	153	3.9	19t	1	19t	5	28	5.6	11	1	4t
11/03	New York Jets*	12	60	5.0	15	1	7t	2	13	6.5	10	0	
11/10	at St. Louis*	24	120	5.0	30	1	1t	3	24	8.0	11	0	
11/17	San Francisco*	24	88	3.6	27	0		8	57	7.1	16	0	
11/24	at Miami*	14	45	3.2	9	0		2	14	7.0	12	0	
12/01	Denver*	37	220	5.9	76	3	3t, 1t, 5t	11	51	4.6	14	0	
12/08	Oakland*	18	57	3.2	15	1	1t	4	22	5.5	8	0	
12/15	at Buffalo*	28	110	3.9	31	1	2t	3	13	4.3	7	0	
12/22	at Kansas City*	24	131	5.5	34	0		9	26	2.8	13	0	
12/29	Seattle*	17	67	3.9	21	0		3	18	6.0	12	0	
	Totals	372	1,683	4.5	76	14		79	489	6.2	30	1	

VETERANS & RETURNING PLAYERS

Continued next page



VETERANS & RETURNING PLAYERS

Date	Opponent	Rushing						Receiving					
		No.	Yards	Avg.	Long	TD	TDs	No.	Yards	Avg.	Long	TD	TDs
09/09	Washington*	36	113	3.1	9	2	3t, 1t	1	12	12.0	12	0	
09/23	at Dallas*	27	90	3.3	16	0		2	27	13.5	27	0	
09/30	Cincinnati*	21	107	5.1	23	3	4t, 2t, 3t	1	15	15.0	15	0	
10/07	at Cleveland*	19	102	5.7	54	1	2t	2	12	6.0	6	0	
10/14	at New England*	24	74	3.1	14	1	1t	3	13	4.3	7	0	
10/21	Denver*	25	58	2.3	20	0		1	11	11.0	11	0	
10/28	Buffalo*	16	76	4.8	20	0		1	9	9.0	9	0	
11/04	Kansas City*	13	31	2.4	8t	1	8t	2	20	10.0	14	0	
11/11	at Denver*	14	75	5.4	22	0		3	21	7.0	9	0	
11/18	at Oakland*	22	68	3.1	10	1	1t	3	14	4.7	7	0	
11/25	Arizona*	21	75	3.6	13	0		13	72	5.5	9	0	
12/02	at Seattle*	24	87	3.6	19	1	1t	4	26	6.5	15	0	
12/09	at Philadelphia*	19	51	2.7	13	0		4	13	3.3	9	0	
12/15	Oakland*	17	46	2.7	9	0		6	23	3.8	7	0	
12/23	at Kansas City*	27	145	5.4	34	0		3	11	3.7	6	0	
12/30	Seattle*	14	38	2.7	9	0		10	68	6.8	13	0	
Totals		339	1,236	3.6	54	10		59	367	6.2	27	0	

* Denotes starter

+ Denotes postseason game

TOP 10 WARMEST & COLDEST GAMES

Date	Opponent	W-L	Score	Temp.	Conditions
Sept. 4, 1988	at L.A. Raiders	L	13-24	108°	Hazy
Sept. 28, 1997	Baltimore	W	21-17	105°	Sunny
Sept. 24, 1978	Green Bay	L	3-24	102°	Sunny
Sept. 22, 2002	at Arizona	W	23-15	100°	Sunny
Aug. 21, 2004	at Arizona*	W	38-13	99°	Clear
Oct. 9, 1994	Kansas City	W	20-6	99°	Sunny
Aug. 6, 1976	New England (Norman, Okla.*	W	26-17	98°	Sunny
Sept. 16, 1979	Buffalo	W	27-19	97°	Sunny
Aug. 31, 2001	at Arizona*	L	3-16	97°	Partly Cloudy
Oct. 4, 1970	at L.A. Rams	L	10-37	97°	Hazy
*Preseason					
Date	Opponent	W-L	Score	Temp.	Conditions
Jan. 10, 1982	at Cincinnati*	L	7-27	-9°	-59 wind-chill
Dec. 10, 1972	at Denver	L	13-38	9°	Mostly sunny
Nov. 19, 1978	at Minnesota	W	13-7	15°	Partly cloudy
Dec. 19, 2004	at Cleveland	W	21-0	18°	-10 wind-chill
Dec. 17, 1989	at Kansas City	W	20-13	18°	Mostly sunny
Dec. 27, 1987	at Denver	L	0-24	20°	Blizzard
Dec. 16, 1973	at Kansas City	L	6-33	22°	Overcast
Jan. 20, 2008	at New England	L	12-21	23°	9° wind-chill
Dec. 21, 1975	at Cincinnati	L	17-47	24°	Cloudy
Nov. 24, 1996	at Kansas City	W	28-14	25°	-5 wind-chill
Dec. 4, 1978	Chicago**	W	40-7	48°	Clear

*NFL record

**Coldest game in San Diego



94 JYLES TUCKER

Linebacker **Wake Forest**
6-3, 258 **Free Agent - '07**
3rd NFL Season **Morristown Beard HS**
3rd with Chargers **Dover, N.J.**

An undrafted free agent just two years ago, Jyles Tucker saw his stock soar in the final game of his rookie season when he was named the AFC's Defensive Player of the Week after sacking Raiders quarterback JaMarcus Russell three times, forcing two fumbles and recovering one of them in the end zone for a touchdown.

The Chargers' brass was immediately taken by the former Wake Forest Demon Deacon and signed him to a five year contract extension last August. It proved to be a fruitful move because when Shawne Merriman was lost for the 2008 season with a knee injury after just one game, Tucker was the leading man to fill his

role. He didn't disappoint, ending the season with the second-most sacks on the team (5.5) and 15 tackles for loss.

Aside from his outstanding strength and football skills, basketball has always been one of Tucker's true loves. As a prep, he scored more than 1,600 points at Morristown-Beard High School in Dover, New Jersey and is one of several Chargers who excelled on the hardwood in high school and/or college. Last summer when Head Coach Norv Turner invited former Los Angeles Lakers guard Earvin "Magic" Johnson to speak to the team about preparing for life after sports, Tucker got to meet one of his heroes.



VETERANS & RETURNING PLAYERS

TRANSACTION HISTORY: Signed two-year contract, May 4, 2007...waived Sept. 1 and re-signed to practice squad, Sept. 3, 2007...signed to active roster, Nov. 21, 2007...signed five-year contract extension thru 2012, Aug. 25, 2008.

2008: Two sacks plus TFL in Wk 3 ESPN MNF win over NY Jets...Wk 4 at Oakland, left game with hamstring inj. in 2Q...INA Wks 5-7...TFL in AFC Wild Card Playoffs vs. Indy. **2007: AFC and GMC Defensive POW** following monster game at Oakland Dec. 30 with three sacks and first-career NFL TD...sacked JaMarcus Russell while recording FF, then recovered ball in end zone for first TD since first start as freshman at Wake Forest, when he sacked and stripped current Charger teammate and former Clemson QB Charlie Whitehurst, returning

fumble 12 yards for TD... sealed win with late 4Q sack and FF.

COLLEGE: Honorable mention All-ACC as senior... ACC Rookie of Week after above mentioned game vs. Clemson...finished career with 85 TT, nine sacks and 12.5 TFLs...played at Wake Forest from 2003-07... majored in religion.

PERSONAL: Born in Morristown, New Jersey... attended Hargrave Military Academy after graduating from Morristown Beard High School...four year starter as DE and QB...New Jersey All-Prep School Team... started four years at SF on basketball team and competed in track, winning conference championship in shot put.



Regular Season												
Year	Team	G-S	Tack.-Asst.	Total	Sacks-Yds.	Int.-Yds.	Long	TD	Pass Def.	Fumbles For.-Rec.	Special Teams TFL	Tackles
2007	San Diego	6-0	5-2	7	3.5-32	0-0	0	0	0	2-1	4	6
2008	San Diego	13-12	30-13	43	5.5-37	0-0	0	0	1	0-1	15	1
Totals		19-12	35-15	50	9-69	0-0	0	0	1	2-2	19	7

Postseason												
Year	Team	G-S	Tack.-Asst.	Total	Sacks-Yds.	Int.-Yds.	Long	TD	Pass Def.	Fumbles For.-Rec.	Special Teams TFL	Tackles
2007	San Diego	3-0	3-1	4	0-0	0-0	0	0	0	0-0	0	3
2008	San Diego	2-2	5-3	8	0-0	0-0	0	0	0	0-0	0	0
Totals		5-2	8-4	12	0-0	0-0	0	0	0	0-0	0	3

Single-game Highs
 Tackles — 7, twice, Last: at Oakland, Sept. 28, 2008
 Sacks — 3, at Oakland, Dec. 30, 2007

Postseason Single-game Highs
 Tackles — 7, vs. Indianapolis, Jan. 3, 2009



BILLY VOLEK

Quarterback
6-2, 214
10th NFL Season
4th with Chargers

Fresno State
Trade (Tennessee) - '06
Clovis West HS
Fresno, Calif.

Prior to the 2008 season and fresh off a key performance in the Chargers' AFC Divisional Playoff win in Indianapolis, Billy Volek had the opportunity to leave San Diego in pursuit of a starting job elsewhere, however the veteran quarterback and California native quickly decided that the grass doesn't get any greener than playing for one of the NFL's most successful franchises while living in America's Finest City. So in February 2008, Volek signed a new three-year contract to stay with the Lightning Bolts through the 2010 season.

Volek gives the Chargers an experienced backup who is well-liked and respected in the locker room. In nine NFL seasons, Volek has played in 30 games and started 10. All 10 starts came with the Tennessee Titans. Since joining the Chargers via trade in October of 2006, Volek has appeared in six games.

His most significant action as a Charger came in the aforementioned playoff win at Indianapolis when Rivers was forced to the sideline at the end of the third quarter with a knee injury. Volek came off the bench and led the Bolts on an eight-play, 78-yard touchdown drive. His one-yard quarterback sneak for the go-ahead touchdown with less than five minutes left in the fourth quarter proved to be the game-winning score.

Despite starting only 10 games during his career, Volek holds the distinction of passing for the most yards (2,789) by an NFL QB in his first 10 starts (since 1970). Those 10 starts included a record-breaking two-game performance in 2004 in which

Volek passed for 426 yards against Kansas City and 492 yards at Oakland to become only the fourth player in NFL history to record back-to-back 400-yard passing games. He joined Dan Fouts (1982), Dan Marino (1984) and Phil Simms (1985). Volek also became just the second (Simms) to record 900 or more passing yards over a two-game span.

Volek spent 10 years of his childhood in the small town of Walla Walla, Washington, where former Titans' teammate Peter Sirmon and former Dallas Cowboys quarterback Drew Bledsoe were raised. Volek, who is the same age as Sirmon and four years younger than Bledsoe, became friends with both future NFL players at an early age. Volek's older brother, Joe, was best friends with Sirmon's older brother, John. The Voleks' dad, John, is a former head football coach at Sacramento State and Fresno (Calif.) City College and is now the athletic director at Sierra College in Rocklin, California.

Volek played collegiately at Fresno State and is one of several quarterbacks from the school who have gone on to have successful NFL careers, including Trent Dilfer, David Carr and Kevin Sweeney. Carr, the first pick in the 2002 NFL Draft, was Volek's backup during his sophomore, junior and senior seasons.

Volek and wife, Kerri, have three kids, daughter, Morgan, and sons, Carter and Benett.



TRANSACTION HISTORY: Signed with Tennessee, April 20, 2000...re-signed four-year contract with Titans, March 25, 2004...traded to Chargers for 2007 sixth-round draft choice, Sept. 19, 2006... signed new three-year contract with Chargers, March 1, 2008.

2008: DNP Wks 1-16, nor in either AFC Playoff game. **2007:** Saw first significant action of season, replacing inj. Philip Rivers in 2Q at Tennessee Dec. 9... replaced Rivers (knee) in 4Q of AFC Divisional Playoffs at Indianapolis and led GW TD drive, scoring GW on one-yard QB sneak...completed 3-of-3 for 48 yards on GW drive. **2006:** Saw action Wk 16 vs. Arizona for inj. Rivers (foot). **2005:** Started Oct. 23 at Arizona and threw TD pass before leaving game in 4Q with concussion...replaced inj. Steve McNair in 2Q at Miami Dec. 24 and threw career-long 59-yard TD pass.

2004: Started eight games for McNair (sternum)... first-career 300-yard game (334 yards) and two TD passes at Chicago Nov. 14...three 1Q TD passes to Drew Bennett Dec. 5 at Indianapolis, contributing to franchise-record 24 1Q points...four TDs and posted career-high passer rating (130.6), while throwing for 426 yards vs. KC Dec. 13...40 of 60 for 492 yards and four more TDs at Oakland Dec. 19 to become fourth player in NFL history with back to back 400-yard passing games...also scored TD on one-yard QB sneak vs. Raiders...60 attempts tied George Blanda (Nov. 7, 1965) for second-most in franchise history, while completion and yardage totals were second-most... left Jan. 2 game vs. Detroit in 4Q with shoulder inj. **2003:** Threw first-career TD pass (50 yards) to Eddie Berlin on fake punt in 1Q of 37-17 win at Carolina Oct. 19...replaced inj. McNair at Atlanta Nov. 23 with



team trailing 21-14 and led team to 38-31 win...first-career start at Buffalo Dec. 14 for McNair and led 28-26 victory...scored first career TD on QB sneak for 28-20 lead...suffered lacerated spleen during game and placed on "Reserve-Injured" list Dec. 18. **2002:** INA for all 16 regular season and two postseason games. **2001:** Played in first-career game at Minnesota Dec. 9. **2000:** DNP in one game, while INA for 15 others plus playoffs.

COLLEGE: Team MVP and first-team All-WAC after passing for 2,559 yards, 30 TDs and only three INTs for 153.0 rating as senior in leading Bulldogs to Las Vegas Bowl...Three-year starter threw 57 TD passes and only 12 INTs in career...redshirted in '95... played at Fresno State from 1995-99...sociology major.

PERSONAL: Born in Hemet, California...NW Yosemite League Offensive POY as senior at Clovis West HS in Fresno, Calif.



VETERANS & RETURNING PLAYERS

Regular Season		Passing							Sacks-	Pass
Year	Team	G-S	Att.-Comp.	Yards	Pct.	TD	Int.	Long	Lost	Rating
2000	Tennessee	0-0	0-0	0	.000	0	0	0	0-0	0.0
2001	Tennessee	1-0	3-0	0	.000	0	0	0	0-0	39.6
2002	Tennessee	0-0	0-0	0	.000	0	0	0	0-0	0.0
2003	Tennessee	7-1	69-44	545	.638	4	1	50t	6-45	101.4
2004	Tennessee	10-8	357-218	2,486	.611	18	10	48t	30-216	87.1
2005	Tennessee	6-1	88-50	474	.568	4	2	55t	9-45	77.6
2006	Tennessee	0-0	0-0	0	.000	0	0	0	0-0	0.0
2006	San Diego	1-0	2-1	4	.500	0	0	4	1-6	56.3
2007	San Diego	5-0	10-3	6	.300	0	1	4	2-7	0.0
2008	San Diego	0-0	0-0	0	.000	0	0	0	0-0	0.0
Totals		30-10	529-316	3,515	.597	26	14	55t	48-319	84.9

Postseason		Passing							Sacks-	Pass
Year	Team	G-S	Att.-Comp.	Yards	Pct.	TD	Int.	Long	Lost	Rating
2008	San Diego	1-0	4-3	48	.750	0	0	27	0-0	114.6

Rushing				
Year	Att.-Yds.	Avg.	Long	TD
2003	11-4	0.4	5	1
2004	11-50	4.5	14	1
2005	1-3	3.0	3	0
2006	3-(-3)	-1.0	-1	0
2007	11-(-7)	-0.6	0	0
Totals	37-47	1.3	14	2
Postseason	3-(-1)	-0.3	1t	1

Single-game Highs

- Attempts — 60, at Oakland, Dec. 19, 2004
- Completions — 40, at Oakland, Dec. 19, 2004
- Yards — 492, at Oakland, Dec. 19, 2004
- Passing Touchdowns — 4, vs. Kansas City, Dec. 13, 2004
- Interceptions — 3, at Minnesota, Oct. 24, 2004
- Long — 55t, vs. Miami, Dec. 24, 2005
- Completion Percentage (min. 10 att.) — .674, vs. Kansas City, Dec. 13, 2004
- Passer Rating (min. 10 att.) — 130.6, vs. Kansas City, Dec. 13, 2004





32

ERIC WEDDLE

Safety
5-11, 200
3rd NFL Season
3rd with Chargers

Utah
Draft 2 - '07
Alta Loma HS
Alta Loma, Calif.

When General Manager A.J. Smith brokered a trade with Chicago during the 2007 NFL Draft to move up 25 spots in the second round to select safety Eric Weddle from Utah, he knew he was getting a valuable asset and Weddle validated Smith's judgment with a big year in 2008.

In just his second NFL season, Weddle played a big role in the Chargers' secondary. He started all 16 games and ranked second in tackles with 135, just one behind linebacker Stephen Cooper for the team lead. Weddle also had a big postseason, again ranking second on the squad with 19 tackles, a sack, three tackles for loss and three passes defended. And as if he didn't do enough, Weddle set a team record with an 86-yard fumble return for a touchdown in the Chargers' Nov. 30 game against Atlanta.

While he didn't start in 2007, Weddle saw plenty of action as a rookie. He began the season as the team's "Dime" safety and utilized his unique talents to rush the quarterback, cover receivers downfield and provide a physical presence in the secondary. Weddle, who was part of a secondary that led the NFL with 30 interceptions, capped off his first professional season with a timely interception of Peyton Manning at the goal line in the Bolts' Divisional Playoff win over the Colts.

Family is a very important part of Weddle's life.

He and his wife, Chanel, have a young daughter, Brooklyn Marie, and a son, Gaige, due in July 2009. Weddle and Chanel were married in July '05 in La Jolla, California, just before Eric's junior season at Utah. That year, Eric and Chanel lived near the Utah State campus in Ogden, Utah and Eric commuted nearly an hour each way. Chanel, Eric's high school sweetheart, played soccer at Utah State.

Growing up about an hour north of San Diego in Alta Loma, California, members of the Weddle family have been Charger fans for some time, particularly Eric's mother Debbie and father Steve. Eric's mom is an elementary school teacher who has logged more than 30 years in the classroom.

Weddle is an avid golfer who plays to a seven or eight handicap and he bowls once or twice a week, averaging in the 170 range. His other hobbies include baseball, basketball and watching movies with Chanel. The Weddles have a Golden Retriever named Chloe.

A special education major at Utah, Weddle tutored students with learning disabilities while he was in school. He also visited Utah's Primary Children's Hospital, spoke to children at schools and at the youth correctional facility in Salt Lake City and volunteered for the Food Bank.

TRANSACTION HISTORY: Second-round pick (37), April 28, 2007...signed four-year contract, July 24, 2007.

2008: 86-yards FR for TD Wk 12 vs. Atlanta...team-high 12 stops Wk 15 in pivotal win at TB and again in AFC West clinching win over Denver Dec. 28...led team with three PBUs and shared 4Q TFL in Jan. 5 AFC Wild Card Playoffs vs. Indianapolis...sack among 11 TT in Jan. 11 AFC Divisional Playoffs at Pittsburgh.**2007:** Series of third-down big plays in first half of first-career NFL game vs. Chicago...on consecutive series, recorded third-down TFL, two QB pressures and sack on fourth series...first-career INT to seal 35-10 win over Houston Oct. 28...huge one-handed INT prevented TD in 3Q of AFC Divisional Playoff win at Indy.

COLLEGE: MWC Defensive POY in 2005 and '06...second-team All-America as junior and first-team as

senior...first-team All-MWC as junior and senior... Defensive MVP of 2005 Emerald Bowl...second-team all-conference, honor roll, Dean's List student and elected to school's Football Leadership Committee as soph in '04...Frosh All America, All-MWC honorable mention and Academic All-MWC pick in '03...school-record nine FF...MWC-record and second in school annals with 18 career INTs...also second on school list with three INT returns for TDs...tied MWC record and ranked eighth in nation with seven INTs as senior...second-most in school history...only player in school and MWC history to score TDs passing, rushing, on INT return and FR in season (2006) and career...Walter Camp National POW after '06 game vs. San Diego State in which he INT three passes, returning two for TDs, and ran for another score...also in '06, was on field for 90 plays in game vs. Air Force, scoring two rushing TDs and holding GW FG in 17-14 victory...INT late in 4Q of '06 Armed Forces Bowl vs. Tulsa sealed victory in final collegiate game...played at Utah



from 2003-06...special education major.

PERSONAL: Born in Fontana, California...two-time Mt. Baldy League Offensive and Defensive MVP,

three-time all-league choice, two-time All-CIF selection and league Rookie of Year at Alta Loma (Calif.) HS...led Braves to '00 Mt. Baldy League champi-

Regular Season												
Year	Team	G-S	Tack.-Asst.	Total	Sacks-Yds.	Int.-Yds.	Long	TD	Pass Def.	Fumbles For.-Rec.	TFL	Special Teams Tackles
2007	San Diego	15-0	41-7	48	1-5	1-0	0	0	6	0-0	4	6
2008	San Diego	16-16	109-26	135	1-0	1-3	3	0	5	0-1	4	2
Totals		31-16	150-33	183	2-5	2-3	3	0	11	0-1	8	8

Postseason												
Year	Team	G-S	Tack.-Asst.	Total	Sacks-Yds.	Int.-Yds.	Long	TD	Pass Def.	Fumbles For.-Rec.	TFL	Special Teams Tackles
2007	San Diego	3-0	6-2	8	0-0	1-0	0	0	1	0-0	0	0
2008	San Diego	2-2	15-4	19	1-4	0-0	0	0	3	0-0	3	0
Totals		5-2	21-6	27	1-4	1-0	0	0	4	0-0	3	0

Single-game Highs

Tackles — 12, twice, Last: vs. Denver, Dec. 28, 2008
 Sacks — 1, twice, Last: vs. Kansas City, Nov. 9, 2008
 Interceptions — 1, twice, Last: vs. New York Jets, Sept. 22, 2008

Postseason Single-game Highs

Tackles — 11, at Pittsburgh, Jan. 11, 2009
 Sacks — 1, at Pittsburgh, Jan. 11, 2009
 Interceptions — 1, at Indianapolis, Jan. 13, 2008



6 CHARLIE WHITEHURST

Quarterback
6-4, 220
4th NFL Season
4th with Chargers

Clemson
Draft 3 - '06
Chattahoochee HS
Alpharetta, Ga.

VETERANS & RETURNING PLAYERS

Charlie Whitehurst, a third-round pick in the 2006 NFL Draft, enters his fourth professional season in 2009. The Chargers pride themselves on having one of the deepest rosters in the NFL, and they believe the quarterback position is particularly strong with Whitehurst, starter Philip Rivers and fellow backup Billy Volek.

While Whitehurst patiently waits for his opportunities, he plays an important role on gamedays. When the Chargers are on offense, he relays the plays from Head Coach Norv Turner to Philip Rivers through the communication system in Rivers' helmet.

An honor roll student throughout his college career at Clemson, Whitehurst earned his degree in marketing in December 2004, a full year before his eligibility expired. He left the Clemson, South Carolina campus as the Atlantic Coast Conference's

third all-time leading passer. One of the players who ranked ahead of him was Rivers, who spent his collegiate career at North Carolina State.

Whitehurst's dad, David, was also an NFL quarterback. He played for the Green Bay Packers from 1976-83. When the Chargers played at Lambeau Field in 2007, the Packers were hosting the team's annual alumni weekend and the entire Whitehurst family made the trip to Northern Wisconsin to take part in the festivities and watch the Bolts.



Charlie is not the only former Clemson Tiger in the family. His sister, Carrie also attended Clemson on an athletic scholarship and played forward on the Tigers women's basketball team.

TRANSACTION HISTORY: Third-round choice (81), April 29, 2006...signed four-year contract, July 25, 2006.

2008: INA Wks 1-16 and for AFC Playoffs. **2007:** INA Wks 1-16 and for AFC Playoffs. **2006:** Took over for Philip Rivers late in 4Q of Tennessee game Sept. 17 and scored first-career NFL TD on 14-yard run.

COLLEGE: Second-team All-ACC as senior in 2005... finished career with 25 wins, second-most in school

history...eight 4Q comeback wins...seven wins over top-25 teams tied school record...included three wins vs. top-10 teams...second QB in school history to beat two top-10 teams in same season...only QB in 103-game history of USC-Clemson series to post 4-0 record as starter...only QB in ACC history with multiple starts and winning record vs. Florida State...2-1 vs. Seminoles, including 16-point win in '03 and 21-point Senior Day win in '05...FSU was ranked No. 3 prior to '03 meeting, giving Tigers win vs. highest ranked team in school history...led 4Q comeback win at Miami in

Continued next page





'04 to hand 'Canes third loss in 176 games since '85 when entering 4Q with lead...graduated with 46 school records, including career passing yardage, completions, TD passes, comp. percentage and 300-yard games...ESPN/Capital One POG in win over No. 6 ranked Tennessee at 2003 Chick-fil-A Peach Bowl...school-record 420 yards and four TDs in first-career

start at Duke played at Clemson from 2001-05...redshirted in 2001...marketing degree.

PERSONAL: Born in Green Bay, Wisconsin...highly decorated QB at Chattahoochee High School in Alpharetta, Georgia...lettered in baseball as OF and 1B.

Year	Team	Passing					Sacks-Lost	Pass Rating
		G-S	Att.-Comp.	Yards	Pct.	TD		
2006	San Diego	2-0	0-0	0	.000	0	0	0.0

Year	Rushing			
	Att.-Yds.	Avg.	Long	TD
2006	2-13	6.5	14t	1

VETERANS & RETURNING PLAYERS



MATT WILHELM

Linebacker
6-4, 245
7th NFL Season
7th with Chargers

Ohio State
Draft 4 - '03
Elyria Catholic HS
Lorain, Ohio

Matt Wilhelm has been a key performer in the Chargers' 3-4 defense. He, along with Stephen Cooper and Tim Dobbins have shared the responsibility of manning the middle of the field. Wilhelm has shown a nose for the football as evidenced by his 68 tackles in 2008, seventh-most on the team. Dobbins, the man with whom he primarily shares time with, ranked just ahead of him with 78. Wilhelm's specialty is pass coverage and the seventh year player has six career interceptions to his credit.

Wilhelm first moved into the starting lineup in 2007 and quickly became a key cog in the unit. Despite missing nearly three full games with a calf injury, he finished second on the squad with 144 tackles and intercepted a career-high three passes.

Prior to his ascension into a starting role, Wilhelm made a name for himself on special teams. Over the first three years of his career, his special teams tackle totals went from two to eight to 15 and the Chargers saw enough promise in the young linebacker that they inked him to a five-year contract extension thru 2011 in December 2006.

Matt and his wife, Vanessa, oversee a nonprofit foundation, "Wilhelm's Tackle it Now Foundation," that works closely with the San Diego County Office of Education as well as with students in Matt's hometown of Lorain, Ohio. The Wilhelms also are supporters of the Monarch School in San Diego, which is a school for homeless teens.

As an Ohio native and an Ohio State graduate, Wilhelm still maintains close ties to his alma mater. He

attends a host of Buckeye Alumni events in San Diego and was named the honorary chairman for the Nationwide Children's Hospital-Woody Hayes Golf Classic in Columbus, Ohio in 2008.

Away from the field, Matt enjoys spending time with Vanessa and young son, Mason, while occasionally finding time to play a round of golf or join his teammates for a pickup basketball game on the hardwood. The Wilhelms were married in April 2007 and vacationed shortly thereafter in the Bahamas. Last summer they took a more formal honeymoon, traveling to Paris, Monte Carlo and St. Tropez.



TRANSACTION HISTORY: Fourth-round choice (112), April 27, 2003...signed, July 19, 2003...re-signed one-year contract, April 19, 2006...signed five-year contract extension thru 2011, Dec. 23, 2006.

2008: Late 4Q INT helped seal 34-7 win over Oakland Dec. 4. **2007:** INA Wks 3-4 (calf)...career-high 18 tackles, including TFL, Wk 8 at Minnesota...INT off Peyton Manning in Nov. 11 NBC SNF game vs. Colts...led team with 15 TT, along with INT and PBU in key Dec. 9 OT win at Tennessee...in 4Q vs. Titans,

broke up 3rd-down pass to set up game-tying TD drive. **2006:** PBU late in 4Q of Bolts' 21-14 win over Oakland Nov. 26 was INT and allowed Chargers to run out clock for win. **2005:** Outstanding all-around effort in ESPN SNF win vs. Oakland Dec. 4 with 4Q 3rd-down sack and team-high three STTs...4Q FF on KOR helped preserve lead in 26-17 win at Indianapolis Dec. 18. **2004:** First-career INT vs. KC Jan. 2. **2003:** Played first-career game vs. Baltimore Sept. 21.

COLLEGE: First-team All-Big Ten as senior...Randy



Gradishar Award as team's top LB as junior...career-high 121 tackles senior season...team-high 10 TTs in '03 Fiesta Bowl victory vs. Miami for National Championship...finished career with 266 TTs, eight sacks, 44 TFLs, three INTs and four FFs...sixth on

school's career list for TFLs...played at Ohio State from 1999-02... communications major.

PERSONAL: Born in Oberlin, Ohio...first team all-state selection at Elyria Catholic High School in Lorain, Ohio.

Regular Season

Year	Team	G-S	Tack.-Asst.	Total	Sacks-Yds.	Int.-Yds.	Long	TD	Pass Def.	Fumbles For.-Rec.	TFL	Special Teams Tackles
2003	San Diego	2-0	0-0	0	0-0	0-0	0	0	0	0-0	0	2
2004	San Diego	7-0	5-0	5	0-0	1-0	0	0	2	0-0	0	8
2005	San Diego	16-0	13-3	16	1-7	1-10	10	0	1	0-0	1	15
2006	San Diego	16-0	6-8	14	0-0	0-0	0	0	3	0-0	1	15
2007	San Diego	14-14	78-66	144	1-0	3-11	7	0	4	0-0	5	0
2008	San Diego	16-7	45-23	68	0-0	1-8	8	0	3	0-0	1	1
Totals		71-21	147-100	247	2-7	6-29	17	0	13	0-0	8	41

Postseason

Year	Team	G-S	Tack.-Asst.	Total	Sacks-Yds.	Int.-Yds.	Long	TD	Pass Def.	Fumbles For.-Rec.	TFL	Special Teams Tackles
2004	San Diego	1-0	0-0	0	0-0	0-0	0	0	0	0-0	0	0
2006	San Diego	1-0	0-0	0	0-0	0-0	0	0	0	0-0	0	1
2007	San Diego	3-2	6-7	13	0-0	0-0	0	0	0	0-0	0	0
2008	San Diego	2-0	7-1	8	0-0	0-0	0	0	0	0-0	1	0
Totals		7-2	13-8	21	0-0	0-0	0	0	0	0-0	1	1

Single-game Highs

Tackles — 18, at Minnesota, Nov. 4, 2007
 Sacks — 1, twice, Last: at Kansas City, Dec. 2, 200
 Interceptions — 1, six times, Last: vs. Oakland, Dec. 4, 2008
 Interception Return Yards — 10, vs. Buffalo, Nov. 20, 2005
 Interception Return Long — 10, vs. Buffalo, Nov. 20, 2005

Postseason Single-game Highs

Tackles — 10, vs. Tennessee, Jan. 6, 2008

Additional Statistics

Special Teams Forced Fumbles — 2005, 1.
 Special Teams Fumble Recoveries — 2007, 1.

VETERANS & RETURNING PLAYERS



76 JAMAL WILLIAMS

Defensive Tackle	Oklahoma State
6-3, 348	Draft 2 (Supplemental) - '98
12th NFL Season	Archbishop Carroll HS
12th with Chargers	Washington, D.C.

Regarded by many as one of the top defensive tackles in the NFL today, three-time Pro Bowl nose tackle Jamal Williams leads the Chargers' defensive front and run defense.

Year-in and year-out, the Chargers' defensive line has been one of the NFL's best. 2008 was no exception as the Chargers ranked 11th in the NFL in run defense, missing out on cracking the top 10 by just 1.3 yards per game. In seven of Williams' 12 seasons in San Diego, the Chargers have ranked in the league's Top 10 in rushing defense, including league-leading seasons in 1998 and 2005. Only twice during his Chargers' tenure has the unit ranked below 11th in the league's final rankings.

Williams has been a warrior throughout his career. In 2008, he played in all 16 games and made 15 starts. Since 2003, he's only missed four games due to injury, despite playing one of the most dangerous and physically demanding positions on the field. To understand his toughness, one only needs to look back at the 2007 season when he had

arthroscopic procedures done on both of his knees during the team's bye week and missed just one game following the operations before returning to the field. Williams also battled through a high ankle sprain during the '07 playoffs that would have kept most players out of action. Instead, he was right in the mix helping the Chargers advance to the AFC Championship Game.

Despite being one of the most experienced veterans on the team, Williams takes nothing for granted. Every year in training camp, the mammoth defensive tackle refuses to post a nameplate on his locker stall at Chargers Park. In an old ritual, Williams refuses to have his name on his locker until he's officially made the team, forcing the team's equipment staff to re-order a new nameplate for big No. 76 at the start of each regular season.

Williams is widely regarded as one of the toughest and most physically-imposing defensive tackles in the NFL. It's natural, considering he comes from a family in which he was the second oldest of seven

Continued next page





boys all raised by his mother, Harriet, a single parent. She is now retired, but spent years working as a correctional officer at a juvenile facility in Louisville, Kentucky. Jamal is the only player on the roster who carries a dumbbell with him to every team meeting so he can knock out a few curls while watching tape

and studying his playbook.

Williams nearly had a familiar face in the locker room a few years ago as younger brother, Kwesi, who played cornerback at Morehead State, had a free agent tryout with the Chargers in 2006.

TRANSACTION HISTORY: Second-round choice in Supplemental Draft, July 9, 1998...signed with Chargers, Aug. 6, 1998...re-signed, April 11, 2000 and May 11, 2001...signed five-year contract extension thru 2010, May 26, 2005.

2008: Chargers co-MVP, Defensive POY and Lineman of Year...Chargers Alumni Defensive POM for October...season-high three TFLs Nov. 9 vs. KC as Chargers held Chiefs to just 76 yards on ground...dominated line in Nov. 23 NBC SNF game vs. Indianapolis, matching season-high with seven TTs, including tackle for no gain, one for loss and five-yard sack, while holding Colts to 91 yards rushing...huge season-saving play to stop Larry Johnson for NG on 3rd-and-one with 6:12 left in 4Q Dec. 14 at KC...Chiefs opted to punt and did not see ball again until 36 seconds remained after Chargers scored twice to erase 21-10 deficit and take 22-21 lead in game with playoff implications. **2007: Pro Bowl...Game Ball from Head Coach**

Norv Turner after limiting Denver to 72 rushing yards Oct. 7...in two 2006 games versus Chargers, Broncos had rushed for 320 yards vs. SD's defense... INA Oct. 28 vs. Houston (knee)...returned and had season-high nine TTs, including TFL, in Nov. 11 NBC SNF game vs. Indy...INA Wks 15-16 (hip)...DNP in Pro Bowl (ankle). **2006: Pro Bowl...first-team All-Pro by AP, Sporting News, USA Today Sports Weekly, PFW & PFWA...also All-AFC from PFW and PFWA...Chargers co-Lineman of Year...Chargers Alumni POW** after leading DL with seven stops at Baltimore Oct. 1...**AFC Defensive POW and USA Today's Unsung Hero of Week** after dominating performance in 23-13 NBC SNF victory over defending SB Champions Oct. 8...finished with sack and team-leading eight tackles, including TFL while holding Steelers to 68 yards on ground...season-high 12 TTs vs. Cleveland Nov. 5 and helped hold Browns to 89 yards rushing...helped hold KC to 90 yards and 0

TDs on Dec. 17 at Qualcomm stadium after Chiefs had rushed for 134 yards and two scores in first game at Arrowhead Stadium...led DL and tied for team high with 11 TTs at Seattle Dec. 24...started and collected sack vs. Tony Romo and TFL in Pro Bowl. **2005: Pro Bowl...AP, Sporting News and ESPN.com All-Pro...All-AFC by PFW and PFWA... Chargers Defensive POY and Lineman of Year...** helped hold Philadelphia to season-low 24 yards rushing Oct. 23, just one week after holding Oakland to 39 yards rushing...batted down key third-down pass during late 4Q goal-line stand in 31-26 win over NY Jets Nov. 6...**Chargers Alumni POW** after Miami game Dec. 11. **2004: Pro Bowl first-alternate... SI.com All-Pro...second-team All-Pro by AP and Football Digest...USA Today All-Joe...Chargers Defensive POY and Lineman of Year...Chargers Alumni POW** after sack Sept. 26 at Denver...career-high two sacks vs. Jacksonville Oct. 10...DNP vs. KC Jan. 2. **2003:** Top game with sack and FF vs. Oakland Dec. 28...INA Wk 13 (knee). **2002: Ed Block Courage Award...**placed on "Reserve-Injured" Dec. 4 after suffering dislocated ankle in game vs. Denver Dec. 1 when he was hit from behind...had sack vs. Broncos before suffering injury. **2001:** Started first three games at DT before being placed on "Reserve-Injured" Oct. 3 (left knee). **2000:** Season-high six tackles in vs. NO Sept. 10, Denver Oct. 8, at Seattle Nov. 5 and vs. KC Nov. 26...lone sack of season at Denver Nov. 19. **1999:** Collected lone sack in season finale at Denver. **1998:** Scored first NFL TD on 14-yard INT return at Seattle Dec. 13.

TDs on Dec. 17 at Qualcomm stadium after Chiefs had rushed for 134 yards and two scores in first game at Arrowhead Stadium...led DL and tied for team high with 11 TTs at Seattle Dec. 24...started and collected sack vs. Tony Romo and TFL in Pro Bowl.

2005: Pro Bowl...AP, Sporting News and ESPN.com All-Pro...All-AFC by PFW and PFWA... Chargers Defensive POY and Lineman of Year...

helped hold Philadelphia to season-low 24 yards rushing Oct. 23, just one week after holding Oakland to 39 yards rushing...batted down key third-down pass during late 4Q goal-line stand in 31-26 win over NY Jets Nov. 6...**Chargers Alumni POW** after Miami game Dec. 11. **2004: Pro Bowl first-alternate... SI.com All-Pro...second-team All-Pro by AP and Football Digest...USA Today All-Joe...Chargers Defensive POY and Lineman of Year...Chargers Alumni POW** after sack Sept. 26 at Denver...career-high two sacks vs. Jacksonville Oct. 10...DNP vs. KC Jan. 2. **2003:** Top game with sack and FF vs. Oakland Dec. 28...INA Wk 13 (knee). **2002: Ed Block Courage Award...**placed on "Reserve-Injured" Dec. 4 after suffering dislocated ankle in game vs. Denver Dec. 1 when he was hit from behind...had sack vs. Broncos before suffering injury. **2001:** Started first three games at DT before being placed on "Reserve-Injured" Oct. 3 (left knee). **2000:** Season-high six tackles in vs. NO Sept. 10, Denver Oct. 8, at Seattle Nov. 5 and vs. KC Nov. 26...lone sack of season at Denver Nov. 19. **1999:** Collected lone sack in season finale at Denver. **1998:** Scored first NFL TD on 14-yard INT return at Seattle Dec. 13.

COLLEGE: First team All-Big 12...finished career with 117 tackles and 9.5 sacks... attended Kemper Military Academy in Missouri in 1996...played at Oklahoma State in 1995 and 1997...majored in sociology.

PERSONAL: Born in Washington, D.C...*SuperPrep* All-America at Arch Bishop Carroll High School in Washington D.C.

Regular Season

Year	Team	G-S	Tack.-Asst.	Total	Sacks-Yds.	Int.-Yds.	Long	TD	Pass Def.	Fumbles For.-Rec.	TFL	Special Teams Tackles
1998	San Diego	9-0	5-1	6	0-0	1-14	14t	1	1	0-0	0	0
1999	San Diego	16-2	22-4	26	1-3	0-0	0	0	2	0-0	1	0
2000	San Diego	16-16	46-7	53	1-6	0-0	0	0	1	1-0	1	0
2001	San Diego	3-3	2-0	2	0-0	0-0	0	0	0	0-1	0	0
2002	San Diego	12-10	20-3	23	2.5-14	0-0	0	0	2	1-0	3	0
2003	San Diego	15-15	24-9	33	1-0	0-0	0	0	1	1-0	1	0
2004	San Diego	15-15	25-7	32	4-16	0-0	0	0	4	0-0	5	0
2005	San Diego	16-16	40-13	53	0-0	0-0	0	0	4	0-1	8	0

VETERANS & RETURNING PLAYERS



2006	San Diego	16-16	44-40	84	2-11	0-0	0	0	2	0-0	4	0
2007	San Diego	13-13	34-19	53	0-0	0-0	0	0	2	1-1	3	0
2008	San Diego	16-15	41-26	67	1.5-5	0-0	0	0	3	0-0	13	0
Totals		147-121	303-129	432	13-55	1-14	14t	1	22	4-3	39	0

Regular Season

Year	Team	G-S	Tack.-Asst.	Total	Sacks-Yds.	Int.-Yds.	Long	TD	Pass Def.	Fumbles For.-Rec.	TFL	Special Teams Tackles
2004	San Diego	1-1	2-0	2	0-0	0-0	0	0	0	0-0	0	0
2006	San Diego	1-1	3-0	3	0-0	0-0	0	0	0	0-0	0	0
2007	San Diego	3-3	4-8	12	0-0	0-0	0	0	0	0-0	0	0
2008	San Diego	2-2	6-6	12	0-0	0-0	0	0	0	0-0	0	0
Totals		7-7	15-14	29	0-0	0-0	0	0	0	0-0	0	0

Single-game Highs

- Tackles — 12, vs. Cleveland, Nov. 5, 2006
- Sacks — 2, vs. Jacksonville, Oct. 10, 2004
- Interceptions — 1, at Seattle, Dec. 13, 1998
- Interception Return Yards — 14t, at Seattle, Dec. 13, 1998
- Interception Return Long — 14t, at Seattle, Dec. 13, 1998
- Interception Return for Touchdown — 1, at Seattle, Dec. 13, 1998

Postseason Single-game Highs

- Tackles — 7, vs. Indianapolis, Jan. 3, 2009



88 KRIS WILSON

<p>Tight End 6-2, 245 6th NFL Season 2nd with Chargers</p>	<p>Pittsburgh Free Agent - '08 J.P. McCaskey HS Lancaster, Pa.</p>
---	---

After patiently waiting his turn, Kris Wilson took advantage of an opportunity to help out the Chargers during the team's 2008 playoff run. He was used primarily as an extra blocking tight end, but also made a contribution to the Chargers' special teams. Wilson was signed by the Chargers prior to the opening of the '08 season.

Wilson is a student of cultural studies and has an extensive international travel background. He's fluent in Portuguese and has spent a great deal of time traveling in Europe and South America. He's been to Spain, Brazil and a host of Caribbean Islands. Wilson learned to speak Portuguese on his own and would like to learn Spanish as well. His brother, Avery, teaches Spanish in their native Pennsylvania.

Wilson's mother, Deborah, is a social worker who worked multiple jobs to support the family, while also going back to school and earning two master's degrees. Traveling has taught Wilson to not take his good fortune for granted, especially when he sees

the happiness of people who don't base success or failure on material possessions.

Understanding the fragility of an NFL career, Wilson has taken steps to prepare for life after football. In February, he attended the NFL's Business Management and Entrepreneurial Program at the Harvard Business School. An economics major at Pitt, Wilson completed an internship with the Legacy Financial Group in Kansas City in 2005 and he has aspirations of returning to school to complete his MBA after his NFL career comes to an end.




In 2008, Wilson created the Kris Wilson Foundation, which focuses on learning, reading and literacy for disadvantaged youth throughout Pennsylvania. Each July, he hosts a foundation weekend in Lancaster that includes a football camp and black-tie gala, and he's currently in the process of implementing the first phase of a literacy program for neighborhood community centers.

TRANSACTION HISTORY: Second-round pick (61) by KC, April 24, 2004...signed four-year contract, July 20, 2004...signed three-year contract with Philadelphia, March 26, 2008...released, Aug. 30, 2008... signed with Chargers, Sept. 1, 2008.

2008: Started Jan. 3 AFC Wild Card Playoffs vs. Indianapolis and Jan. 11 AFC Divisional Playoffs at Pittsburgh. **2007:** Season-high four catches for personal-best 34 yards at Chicago Sept. 16...nine-yard TD catch vs. Tennessee Dec. 16. **2006:** Started first-career game and caught first-career TD pass (11

VETERANS & RETURNING PLAYERS

Continued next page



Wesley H. Hines

DRAFT PICKS, UNDRAFTED ROOKIES, FIRST-YEAR PLAYERS & ROSTERS

Antoine Cason was the Chargers' top pick in the 2008 NFL Draft. This interception and 59-yard touchdown return helped seal a late-season win in Tampa Bay.



52

LARRY ENGLISH

Linebacker
6-2, 255
Rookie

Northern Illinois
Draft 1 – '09
Marmion Military
Aurora, Ill.

Larry English, a two-time winner of the Vern Smith Leadership Award as the top player in the Mid-American Conference, was the top choice of the San Diego Chargers in the 2009 NFL Draft. He won the Smith Award as a junior and senior and was also a three-time first-team All-MAC selection.

English became only the second defensive player in MAC history to win the award once and more impressively, became only the fourth player to win the award twice, joining a very select group that includes Tampa Bay Buccaneers quarterback Byron Leftwich. English left Northern Illinois as the

school's all-time leader in sacks (31.5) and tackles for loss (63).

San Diego State Head Coach Brady Hoke spent the last five seasons at MAC rival Ball State and had this to say of English, "He's a player you had to know where he was all the time. Larry is a tremendous athlete. The thing that always struck me about him is how hard he played from snap to whistle. He played with great tenacity and always came ready to play. He always had our attention."

English's uncle, Charles Robinson, lettered as a fullback at Wisconsin in 1972.

TRANSACTION HISTORY: First-round pick (16), April 25, 2009.

COLLEGE: MAC Player of Week vs. Tennessee and Kent State as senior...conference and team-leading 10.5 sacks as junior to rank 11th in nation...included school-record five sacks vs. Idaho...tied school record with 12 sacks and set school mark with four forced fumbles as sophomore...also set campus record with six tackles for loss in '06 game vs. Temple...played in

50 games with 47 starts at defensive end...finished career with 237 TT, 63 TFL, 31.5 sacks, eight FF and four FR...medical redshirt in 2004...played at Northern Illinois from 2004-08...honor roll student majored in liberal arts and sciences.

PERSONAL: Born in Aurora, Illinois...highly decorated linebacker and fullback at Marmion Military Academy in Aurora...also lettered in basketball and track (discus).



65

LOUIS VASQUEZ

Guard
6-5, 325
Rookie

Texas Tech
Draft 3 – '09
Corsicana HS
Corsicana, Tex.

In the third round, the Chargers took Louis Vasquez, a three-time All-Big 12 selection who started 35 games during his collegiate career. Vasquez should have no problem fitting in with San Diego's high-powered offense as Texas Tech featured the NCAA's fourth-ranked offense in 2008. Vasquez will help fill the void left by right guard Mike Goff, who

signed with Kansas City as a free agent this offseason.

Vasquez's favorite memory from college was the Red Raiders' 2008 upset of Texas that knocked the undefeated Longhorns from atop the national polls.

Some of Vasquez's hobbies include fishing, skeet shooting, boxing and hanging out with family and friends.

TRANSACTION HISTORY: Third-round pick (78), April 26, 2009.

COLLEGE: As junior, did not allow sack while helping Texas Tech lead nation in passing...offense scored second-most points (40.9 ppg) and racked up second-most yards (529.6 ypg) during '07 campaign...

played at Texas Tech from 2005-08...majored in general studies.

PERSONAL: Born in Corsicana, Texas...one of Texas' top prep offensive linemen at Corsicana HS.



92 VAUGHN MARTIN

Defensive End	Western Ontario
6-4, 320	Draft 4A – '09
Rookie	South Secondary
	London, Ontario

With the first of three picks in the fourth round, the Chargers looked north of the Canadian border and selected defensive end Vaughn Martin from the University of Western Ontario. He is the first Canadian college player drafted by the Chargers since the team picked cornerback Mark Montreuil (mon-troy) from Concordia, Quebec in the seventh round of the 1995 NFL Draft.

Born in Negril, Jamaica, the primary sports Martin played as a youth were cricket and soccer. When Martin was nine, his mother, Doreen, married a man who lived in Toronto and he and his mother made the move to Canada. They initially lived in Toronto and later moved to London, Ontario, which is where Martin learned to play hockey and football. He didn't play high school football until the 10th grade and played just two collegiate seasons at Western Ontario. In between, he played two seasons of semipro ball for the Forest City Thunderbirds of the Central Ontario

Football League; he helped Team Canada go 5-0 with five shutouts and was named to the All-Tournament Team at the 2006 NFL Global Championships, and he spent a year at the Milford Prep School in New York. Martin was actually ticketed to attend Michigan State after prep school, but a mixup over his transcripts prevented him from becoming a Spartan. That's when he instead enrolled at Western Ontario where he spent just two seasons before throwing his hat into the NFL ring. Being drafted with three seasons of college eligibility remaining, Martin became the first Canadian underclassman to get drafted by an NFL team. Martin was an extremely versatile player for the Mustangs, lining up at both defensive end and tackle. They also used him as a fullback in their short-yardage offense.

Martin is one of the most intelligent players to emerge from the 2009 NFL Draft, having scored a 38 on the league's Wonderlic Test.

TRANSACTION HISTORY: Fourth-round pick (113), April 26, 2009.

COLLEGE: Led team to 2008 Canadian National Championship Game (Vanier Cup)...named GoodLife Fitness Athlete of Week following '08 game vs.

Queen's University...finished career with 92 TT, 7.5 sacks, 17.5 TFL, 22 QB pressures and INT return for TD...majored in social sciences.

PERSONAL: Born in Jamaica...prepped at London Central South Secondary School in London, Ontario.

DRAFT PICKS, UNDRAFTED ROOKIES & 1ST-YR PLAYERS



69 TYRONNE GREEN

Guard	Auburn
6-2, 308	Draft 4B – '09
Rookie	Woodham HS
	Pensacola, Fla.

The Chargers used the first of their two compensatory selections in the fourth round to choose Green, a converted defensive tackle, who lined up at both center and guard at Auburn.

Green's proudest moment from college was graduating with a criminology degree.

His hobbies include singing, bowling, watching movies and playing cards.

TRANSACTION HISTORY: Fourth-round pick (133), April 26, 2009.

COLLEGE: Ken Rice Award as team's top offensive lineman in 2007...in 25 games as starter, allowed just one sack in 597 total plays...SEC Offensive Lineman of Week after '07 Vanderbilt game...redshirted in

2004 as defensive lineman and made switch to OL in '05...played at Auburn from 2004-08.

PERSONAL: Born in Pensacola, Florida...standout defensive lineman at Woodham HS in Pensacola...also lettered in basketball.



33

GARTRELL JOHNSON

Running Back
5-11, 218
Rookie

Colorado State
Draft 4C – '09
Miami Springs HS
Miami Springs, Fla.

The Chargers used their second fourth-round compensatory pick on Johnson, who rushed for 2,814 yards and 24 touchdowns in four-plus seasons at Colorado State. One of the most sure-handed ball carriers in the nation, Johnson went 554 straight touches without a fumble between September 2005 and November '08.

As a senior, he rushed for 1,514 yards and scored 12 touchdowns, including a 285-yard performance

in his final collegiate start in the 2008 New Mexico Bowl. Johnson set an NCAA bowl record in that game with 375 combined rushing and receiving yards. A first-team All-Mountain West Conference choice in 2008, Johnson earned Offensive Player of the Game honors for his effort in the Rams' 40-35 bowl win over Fresno State that included a game-clinching 77-yard touchdown run.

TRANSACTION HISTORY: Fourth-round pick (134), April 26, 2009.

COLLEGE: Team's Fum McGraw MVP as senior... 113.5 ypg average in 2008 led MWC and ranked 13th in nation...MWC Offensive Player of Week after scoring game-winning TD with nine seconds left vs. UNLV to cap 191-yard, three TD day...honorable mention All-MWC as junior...MWC POW in 2007 again vs. UNLV after 162 yards and two TDs in

win...finished career with 2,814 yards and 24 TDs on 581 carries (4.8 avg)...caught 50 passes for 437 yards and two scores...medical redshirt in 2004...played at CSU from 2004-08...graduated in December '08 with degree in liberal arts.

PERSONAL: Born in Miami, Florida...leading rusher in Dade County as senior at Miami Springs HS with 1,649 yards and 18 TDs...all-state, all-conference and team MVP.



36

BRANDON HUGHES

Cornerback
5-11, 181
Rookie

Oregon State
Draft 5 – '09
Bloomington HS
Bloomington, Ill.

Hughes, who played for former Chargers Head Coach Mike Riley in Corvallis, was a two-time second-team All-Pac-10 choice. His best college memories are the Beavers' two wins over top-ranked USC in 2006 and 2008. Both times Oregon State was more than a 20-point underdog.

A speech communication major at Oregon State with aspirations of becoming a writer or broadcaster, Hughes actually wrote for the school's newspaper, *The Daily Barometer*, while also playing football for the Beavers.

TRANSACTION HISTORY: Fifth-round pick (148), April 26, 2009...signed four-year contract, June 19, 2009.

COLLEGE: Invited to 2009 East-West Shrine Game...first OSU player invited to postseason all-star

game...member of school's student-athlete advisory committee...finished career with 178 TT, three INT and 27 PBU...redshirted in 2004...played at Oregon State from 2004-08...degree in communications.

PERSONAL: Born in Bloomington, Illinois...all-conference WR and DB at Bloomington HS...one of top 400 meter sprinters in state.



25 KEVIN ELLISON

Safety
6-1, 221
Rookie

Southern California
Draft 6 – '09
Redondo Union HS
Redondo Beach, Calif.

The Chargers might have found a steal in Ellison, a unanimous first-team All-Pac-10 choice in 2008. In fact, he was the only Trojan to be unanimously selected. Also a team captain, Ellison missed five games as a senior, including the 2009 Rose Bowl against Penn State, due to a knee injury. Ellison also garnered first-team All-Pac-10 honors as a junior

and honorable mention recognition as a sophomore. He comes from a very talented athletic family. Brother, Keith, plays linebacker for the Buffalo Bills and another brother, Chris, played defensive back at BYU in the late 1990s. Their cousin, Dominic Ellison, played college basketball at Washington State and New Mexico.

TRANSACTION HISTORY: Sixth-round pick (189), April 26, 2009.

COLLEGE: Two-time co-Lifter of Year as junior and senior...Bob Chandler Scholarship Award in 2008 for athletic ability, academic scholarship and character... won Jack Oakie "Rise and Shine" Award for biggest hit as sophomore in 2006...earned All-Freshman honors from Sporting News in 2005 despite missing portion

of season with knee injury...played at Southern California from 2005-08...degree in economics and social science.

PERSONAL: Born in Los Angeles, California...numerous honors as RB and LB at Redondo Union HS in Redondo Beach, Calif....set school record with 322-yard game as RB and finished career with school mark of 3,718 rush yards.



82 DEMETRIUS BYRD

Wide Receiver
6-0, 200
Rookie

Louisiana State
Draft 7 – '09
Central HS
Miami, Fla.

With their final pick in the draft, the Chargers selected Byrd, a choice that endeared General Manager A.J. Smith to draft watchers around the country. Byrd, who was projected by many to be a mid-round draft choice, was seriously injured in a one-car accident just six days before the draft while on his way to pick up his mother from church. While other teams stayed away, Smith drafted Byrd so that regardless of how his recovery progressed he would be rewarded

for his outstanding body of work while at LSU. If Byrd makes a complete recovery, as is expected, the Chargers just might have pulled off yet another steal in the draft's final round.

Byrd was one of LSU's most popular players in the locker room and thought by many to be the best dancer on the team. He routinely kept his teammates in stitches with his Michael Jackson impersonation, complete with the moonwalk and a no-handed split.

TRANSACTION HISTORY: Seventh-round pick (224), April 26, 2009.

COLLEGE: Played two seasons at LSU, totaling 72 catches for 1,134 yards and 11 TDs...game-winning 22-yard TD catch with one second left in 30-24 win over Auburn in 2007...spent two seasons at Pearl

River CC in Poplarville, Mississippi and won two state championships...game-winning 36-yard TD catch in 2006 state title game...general studies major.

PERSONAL: Born in Miami, Florida...outstanding WR at Miami's Central HS.



DRAFT PICKS, UNDRAFTED ROOKIES & 1ST-YR PLAYERS



UNDRAFTED ROOKIES & FIRST-YEAR PLAYERS

**LB ERIC BAKHTIARI**

6-3, 255
San Diego
1st NFL Season
2nd with Chargers
Free Agent - '09
Burlingame HS
Burlingame, Calif.

TRANSACTION HISTORY: Signed two-year contract, May 2, 2008...waived Aug. 30, re-signed to practice squad, Sept. 10 and waived Sept. 23...signed to San Francisco's practice squad, Oct. 8...re-signed two-year contract with Chargers, Jan. 7, 2009.

PRO: Spent two weeks on Chargers' practice squad and 12 weeks on San Francisco's in 2008. **COLLEGE:** Two-time Pioneer League Defensive POY (2006-07) and three-time first-team All-PFL (2005-07)...All-America by AP and Walter Camp as senior...three-time first-team All-America by Sports Network (2005-07)...invited to 2008 Texas vs. Nation All-Star Game in El Paso, Texas...FCS-leading 20 sacks and 24.5 TFLs in '07...2007 PFL Defensive POW after games vs. Drake (five sacks and three FF) and Morehead State (three sacks and four TFLs)...third-team AP All-America as junior...finished career with 236 tackles, 35 sacks, six FF and 67 TFL...redshirted in 2003...played at USD from 2003-07...degree in business administration. **PERSONAL:** Born in San Mateo, California...first-team all-county and all-league at Burlingame (Calif.) HS...lettered in track...hobbies include water-skiing and wakeboarding.

**WR GARY BANKS**

6-0, 193
Troy
1st NFL Season
2nd with Chargers
Free Agent - '08
Southern Choctaw HS
Melvin, Ala.

TRANSACTION HISTORY: Signed two-year contract, May 2, 2008...waived Aug. 30 and re-signed to practice squad, Sept. 1...signed new two-year contract, Jan. 16, 2009.

PRO: Spent entire 2008 season on Chargers' practice squad. **COLLEGE:** Three-time All-Sun Belt League...Sun Belt Offensive POW after Georgia Tech game in 2006...first-team Academic All-District 4 from CoSIDA and ESPN Magazine in '06...finished career with 155 catches for 1,600 yards and 13 TDs...played at Troy from 2004-07...physical education major. **PERSONAL:** Born in Meridian, Mississippi...led Southern Choctaw HS in Gilbertown, Alabama to 2A state titles in 1998 and '99 as QB and FS...honorable mention All-USA Today in 1999...also lettered in baseball...after HS, drafted by Chicago Cubs in fifth-round of 2000 MLB Draft (133rd overall)...spent 2000-01 seasons with Cubs' Rookie League team in Arizona...played two full seasons for Boise Hawks in Class A Northwest League (2002-03), batting .241 in '02 and .247 in '03...married, Shaundra.

**LB DARRY BECKWITH**

6-0, 234
Louisiana State
Rookie
Free Agent - '09
Parkview Baptist HS
Baton Rouge, La.

TRANSACTION HISTORY: Signed two-year contract, May 1, 2009.

COLLEGE: Two-time second-team All-SEC...leader of nation's third-ranked defense and national championship team in 2007...finished career with 189 TT, 4.5 sacks, 11.5 TFL and two INT...visited local schools and read to children while at LSU...played for Tigers from 2005-08...general studies major. **PERSONAL:** Born in Baton Rouge, Louisiana...one of top LBs in state at Parkview Baptist HS...3A Defensive MVP for La. after tallying 135 TT, 20 TFL and six sacks as senior...also played running back...nicknamed "Dougie."

**RB CURTIS BRINKLEY**

5-9, 208
Syracuse
Rookie
Free Agent - '09
West Catholic HS
Philadelphia, Pa.

TRANSACTION HISTORY: Signed two-year contract, May 1, 2009.

COLLEGE: Finished career as 15th all-time rusher at Syracuse with 2,132 yards...1,164 yards as senior ranked fifth all-time...named to Big East Honor Roll after 2008 games vs. Akron, West Va., South Fla. and Louisville...degree in communications. **PERSONAL:** Born in Philadelphia...AAAA Offensive POY at West Catholic HS...set Philadelphia prep school records with 7,429 yards, 85 TDs, 1,007 carries and five 300-yard games to break marks previously held by Kevin Jones of Detroit Lions...record 2,813 rush yards as senior...spent one season (2004) at Hargrave Military Academy.

**WR GREG CARR**

6-5, 217
Florida State
Rookie
Free Agent - '09
North Marion HS
Citrus, Fla.

TRANSACTION HISTORY: Signed two-year contract, May 1, 2009.

COLLEGE: Tied for second in FSU history with 29 TDs and fifth in catches (148) and yards (2,574)...seventh with eight 100-yard games...third-team All-ACC as junior and second-team as frosh and soph...12 TD catches as soph, fourth-most in school history...nine TDs as frosh was most by Seminole since Warrick Dunn in 1993 and tied ACC freshman record



set by Heath Miller of Pittsburgh Steelers (UVA)...earned Carr third-team All-America honors from *Sporting News*...at 6-5, second-tallest receiver to play at FSU...played from 2005-08...social science major. **PERSONAL:** Born in Reddick, Florida...all-state in football and basketball at North Marion HS in Citra, Fla.



TE TRIPP CHANDLER

6-5, 270
Georgia
Rookie
Free Agent - '09
Woodstock HS
Woodstock, Ga.

TRANSACTION HISTORY: Signed two-year contract, May 18, 2009.

COLLEGE: Bulldog's True Grit Award as junior...scored touchdown on first-career catch...finished career with 28 catches for 378 yards and three TDs...played at Georgia from 2005-08...housing and consumer economics degree.

PERSONAL: Born in Atlanta, Georgia...all-state TE at Woodstock (Ga.) HS...selected for North-South All-Star Game...All-Cherokee County in football and basketball.




DE ANDRE COLEMAN

6-3, 287
Albany
1st NFL Season,
3rd with Chargers
Free Agent - '07
Burgard HS
Buffalo, N.Y.

TRANSACTION HISTORY: Signed two-year contract, May 4, 2007...waived Sept. 1 and signed to practice squad, Sept. 3...re-signed, Jan. 23, 2008...signed two-year contract, Jan. 16, 2009.

PRO: Spent 2007-08 seasons on Chargers' practice squad.

COLLEGE: First-team Mid-Major All-America as senior...All-Northeast Conference as junior and senior...2006 East Coast Bowl All-Star Game invitee for best seniors from NCAA Divisions I-AA, II, III and NAIA programs from Mid-Atlantic region...team's top DL in 2005 and '06...NEC Defensive POW after career-high 3.5 sacks, 7.5 TFL and 10 TT in 2006 win over Robert Morris...finished career with 110 TT, 14 sacks and 35 TFL...played at Albany from 2003-06...majored in African studies. **PERSONAL:** Born in Inglewood, California...first-team All-Western New York and second-team all-state as senior at Burgard High School in Buffalo, New York...Jim Burt Award as team's top DL...also lettered in baseball and bowling...first cousin is Cleveland Browns wide receiver, David Patten.



T BRANDYN DOMBROWSKI

6-5, 323
San Diego State
1st NFL Season
2nd with Chargers
Free Agent - '08
Green Valley HS
Henderson, Nev.

TRANSACTION HISTORY: Signed two-year contract, May 2, 2008...waived Aug. 30 and re-signed to practice squad, Sept. 1...signed two-year contract, Jan. 26, 2009.

PRO: Spent entire 2008 season on Chargers' practice squad. **COLLEGE:** Started 35 games in four seasons at right and left guard...redshirted in 2003...played at San Diego State from 2003-07...majored in criminal justice. **PERSONAL:** Born in Buffalo, New York...began prep career at Chaparral High School in Las Vegas and spent senior season at Green Valley HS in Henderson, Nevada...named team's outstanding lineman following senior season...father, Ken, played college football at Cameron University in Oklahoma and in CFL...now works as corrections officer in Nevada.



T DAN GAY

6-4, 303
Baylor
Rookie
Free Agent - '09
St. Thomas More HS
Lafayette, La.

TRANSACTION HISTORY: Signed two-year contract, May 1, 2009.

COLLEGE: Two-time honorable mention All-Big 12 RT who as senior started opposite Jason Smith, second overall pick in 2009 NFL Draft...began college career as DT and started final 34 games on OL...played both G and T during career...invited to '09 East-West Shrine Game after helping Bears rush for 2,349 yards (most since '81) and 29 TDs (third-most in school history)...named squad's Most Improved Offensive Player as junior...Leadership Academy Graduate and Big 12 Commissioner's Honor Roll Fall 2008...redshirted in 2004...played at Baylor from 2004-08...degree in speech communication.

PERSONAL: Born in Lafayette, Louisiana...only played one season of HS FB at St. Thomas More, having played three seasons of basketball...honorable mention all-district in both sports...academic honor student...plans to open Cajun restaurant after football career.



LB JAMES HOLT


6-2, 223
Kansas
Rookie
Free Agent - '09
Altus HS
Altus, Okla.

TRANSACTION HISTORY: Signed two-year contract, May 1, 2009.



DRAFT PICKS, UNDRAFTED ROOKIES & 1ST-YR PLAYERS





DRAFT PICKS, UNDRAFTED ROOKIES & 1ST-YR PLAYERS




COLLEGE: Consensus All-Big 12 as senior...Defensive MVP of 2008 Insight Bowl after three sacks vs. Minnesota...KU Defensive POY and Willie Pless Tackle Award after leading squad in '08 with 105 TT, 10 sacks, 19.5 TFL and six FF...KU Defensive POW after Kansas State and Nebraska games...selected for Texas vs. Nation All-Star Game...honorable mention all-conference as junior and Defensive POW after Central Michigan and Colorado games...starting OLB for '07 team that posted best record in school history (12-1) and beat Virginia Tech in Orange Bowl for first BCS win in school history...finished career with 239 TT, 12 sacks and 34.5 TFL...played at Kansas from 2005-08...volunteered with Habitat for Humanity and Boys and Girls Club...history major with interest in politics. **PERSONAL:** Born in Altus, Oklahoma...all-state and District Offensive POY at Altus HS...lettered in basketball too, and led track team to state title as junior...honor roll student...father, Steve McKeaver, played football at Oklahoma and for Cincinnati Bengals...enjoys cooking and playing guitar and piano...also enjoys tennis, golf, frisbee and soccer...first job was tee ball umpire in Altus...would study abroad if not for playing football.

**DT RASHAAD JACKSON**

6-2, 298
Clemson
Rookie
Free Agent - '09
Union HS
Union S.C.

TRANSACTION HISTORY: Signed two-year contract, May 1, 2009.

COLLEGE: Freshman All-America, Frosh All-ACC and co-winner of team's Defensive ROY Award after career-best 39-tackle season in 2005...finished career with 114 TT, 4.5 sacks and 20.5 TFL...missed seven games during senior season with knee injury...ACC Academic Honor Roll in 2006-07...redshirted in 2004...played at Clemson from 2004-08...greatest college memory was walking across stage to pick up degree in community recreation management. **PERSONAL:** Born in Union, South Carolina...all-state and all-conference defensive tackle at Union HS...selected for Shrine Bowl following senior campaign...lettered in basketball...Jackson's uncle works for NCAA.

**FB BILLY LATSKO**

5-10, 233
Florida
1st NFL Season
2nd with Chargers
Free Agent - '09
Bucholz HS
Gainesville, Fla.

TRANSACTION HISTORY: Signed with Carolina, May 4, 2007...waived Sept. 1 and re-signed to Panthers' practice squad, Sept. 3...waived Oct. 2 and re-signed to practice squad, Oct. 9...signed to active roster, Nov. 6 and waived Nov. 10...re-signed to practice squad Nov. 13...signed with Pittsburgh, Jan. 14, 2008 and waived Aug. 30...re-signed to Panthers' practice squad, Sept. 1 and waived Sept. 30...signed to Chargers' practice squad, Oct. 15 and to active roster, Nov. 29.

PRO: Spent 15 weeks on Carolina's practice squad in 2007 and four weeks in '08...put in five weeks on San Diego's practice squad in '08 before being signed to active roster where he was INA for five games and active but DNP in two others.


COLLEGE: Won National Championship over Ohio State as senior...played in 51 career games at Florida...11 catches as sophomore in 2004 were most by Gators FB since 1992...redshirted in 2002...played at UF from 2002-06...degree in building construction. **PERSONAL:** Born in Gainesville, Florida...all-area and all-state at Buchholz HS in Gainesville...competed in baseball and weightlifting...married, Amanda.

**WR CHARLY MARTIN**

6-1, 212
West Texas A&M
Rookie
Free Agent - '09
Piedra Vista HS
Farmington, N.M.

TRANSACTION HISTORY: Signed two-year contract, May 1, 2009.

COLLEGE: 2008 first-team Little All-America and Daktronics All-America after leading Division-II with 95 catches, 1,867 yards, 22 TDs and 148.6 ypg...set D-II postseason records with 14 catches for 343 yards and five TDs in final collegiate game vs. Abilene Christian...caught 56-yard TD pass on final play vs. Wildcats...Lone Star Conference Receiver of Year in 2008 after setting conference and school career records for catches (244) and TD catches (44)...also tallied school-record 4,108 yards...invited to 2009 Valero Cactus Bowl All-Star Game...conference co-Offensive POW after '08 contest vs. Angelo State...earned honorable mention All-America honors in 2007 and second-team in '06, along with first-team all-conference honors both seasons...redshirt in 2003 and medical redshirt in 2005...played at WTAMU from 2003-08...academic All-LSC and ESPN Magazine/CoSIDA Academic All-District...graduated with degree in mass communications/broadcasting and working on master's in sports business...worked as PA announcer for Amarillo Dusters of Arena Football2 and interested in pursuing broadcasting career...volunteered with Adopt-a-Highway and Big Brothers/Big Sisters while at WTAMU. **PERSONAL:** Born in Walla Walla, Washington...all-state WR and CB at Piedra Vista HS in Farmington, New Mexico...state champion in track and all-district in basketball...father, Charly Martin III, passed away while Charly IV was in HS...hobbies include golf, and water and snow skiing...grew up on ski team as youth in Washington...great grandfather, Charles Martin I, played professional baseball...great grandfather was also head track coach at Penn State and years ago was regarded as "Fastest Man in World"...first job was working concession stand at baseball games.

**C RYAN McDONALD**

6-4, 293
Illinois
Rookie
Free Agent - '09
West Ottawa HS
Holland, Mich.

TRANSACTION HISTORY: Signed two-year contract, May 1, 2009.



COLLEGE: Two-time second-team All-Big 10...tied school record with 48 career starts, including 2008 Rose Bowl vs. USC...anchored leading rush offense in Big Ten as sophomore when Illini rushed for 2,266 yards, most since 1973, and 5.2 avg., most since '78...Frosh All-Big Ten from *Sporting News*... Academic All-America and National Football Foundation Scholar-Athlete as senior and CoSIDA Academic All-America as frosh and junior...team scholar-athlete award as frosh and soph with 3.87 GPA...CoSIDA all-district and two-time Academic All-Big Ten as frosh and soph...redshirted in 2004...played at Illinois from 2004-08...participated in Fellowship of Christian Athletes...graduated summa cum laude with degree in aerospace engineering...currently in master's program...father, Phil, also played center at Illinois from 1974-76. **PERSONAL:** Born in Toledo, Ohio...all-area and all-conference at West Ottawa HS in Holland, Michigan...played on OL and DL...team captain...selected for Michigan HS FB Coaches Association All-Star Game...also nominated for US Army All-American Bowl...two-year starter and team captain for conference champion basketball team...National Honor Society with 3.99 GPA in HS...three-year winner of school's scholar-athlete award.



G BEN MUTH
6-6, 304
Stanford
Rookie
Free Agent - '09
Pinnacle HS
Phoenix, Az.

TRANSACTION HISTORY: Signed two-year contract, May 1, 2009.

COLLEGE: First-team All-Pac-10 as senior starting LT...became first Stanford all-conference OL since 2002 after Cardinal rushed for 2,395 yards, second-most in school history and most since 1949...started last two seasons and played in 38 career games...redshirted in 2004...played at Stanford from 2004-08...political science major. **PERSONAL:** Born in Dallas, Texas...All-America and all-state among other honors at Pinnacle HS in Phoenix, Arizona...selected for Arizona Coaches' Association All-Star Game...two-time winner of Pioneer Award for excellence in track and field as shot put and discus thrower...led school to regional basketball title as junior...member National Honor Society...brother, Aaron, played football at Fort Hays State in Hays, Kansas...father, Dave, coached with Lynn Stiles at San Jose State in 1970s...member Sigma Alpha Epsilon fraternity.



DT OGEMDI NWAGBUO
6-4, 303
Michigan State
1st NFL Season
2nd with Chargers
Free Agent - '08
Mt. Miguel HS
Spring Valley, Calif.

TRANSACTION HISTORY: Signed with New York Giants, May 1, 2008 and waived Aug. 30...signed to Chargers' practice squad, Dec. 8...re-signed two-year contract, Jan. 16, 2009.

PRO: Spent five weeks, including playoffs, on Chargers' practice squad. **COLLEGE:** Played two years at Michigan

State and totaled 54 tackles, one sack, FF and two FR... spent two years at Southwestern College in Chula Vista, California and earned second-team All-Foothill Conference as sophomore...degree in interdisciplinary studies in social science-human resources. **PERSONAL:** Born in San Diego... played only one season of football at Mt. Miguel HS in San Diego...parents were both born in Lagos, Nigeria.



CB WOPAMO OSAISAI
5-10, 201
Stanford
Rookie
Free Agent - '09
Pinole Valley HS
Pinole, Calif.

TRANSACTION HISTORY: Signed two-year contract, May 1, 2009.

COLLEGE: Second-team All-Pac-10 as senior after ranking third on team with 67 TT...Phil Moffat Award as top special teams player as soph and junior...first-team All-Pac-10 for special teams as soph...Deswarte-Eller Award as team's most outstanding soph...also team captain as soph...finished career with 171 TT, 6.5 TFL and two INT...best college memory was beating top-ranked USC, 24-23, in 2008...four-year member of track team...2008 Pac-10 champion in 100 meters and school-record holder (10.39)...also holds school indoor record in 60m (6.83)...NCAA championships qualifier in 100m in 2005 and '08...redshirted in 2004...played at Stanford from 2004-08...degree in management science and engineering. **PERSONAL:** Born in Oakland, California...soccer, track and football standout at Pinole Valley HS...National Honor Society and National Honor Roll student...Who's Who Among American HS Students...fourth in 100m for USA in 2005 Junior Pan Am Games in Windsor, Ontario...second at '05 US Junior National Track and Field Championships...hobbies include reading, listening to music and watching educational programs...favorites are Discovery, National Geographic, Travel and History channels...father, Dr. Osaisai, is Director General of Nigerian Atomic Energy Commission...excellent soccer player...lived in Nigeria for eight years (1991-99).



FB BILL RENTMEESTER
6-0, 247
Wisconsin
Rookie
Free Agent - '09
Beaver Dam HS
Beaver Dam, Wis.

TRANSACTION HISTORY: Signed two-year contract, May 1, 2009.

COLLEGE: UW's Special Teams POY in 2008...finished career with 41 carries for 182 yards and TD...redshirted in 2004...played at Wisconsin from 2004-08...biology degree. **PERSONAL:** Born in Milwaukee, Wisconsin...all-state, all-conference and two-time team MVP at Beaver Dam HS... lettered in track and hockey...honor roll student...grandfather, Otis Mehlberg, played football at Valparaiso from 1946-50.

DRAFT PICKS, UNDRAFTED ROOKIES & 1ST-YR PLAYERS



DRAFT PICKS, UNDRRAFTED ROOKIES & 1ST-YR PLAYERS



WR RODGERIQUIS SMITH

6-0, 200
Auburn
Rookie
Free Agent - '09
South Gwinnett HS
Snellville, Ga.

TRANSACTION HISTORY: Signed two-year contract, May 1, 2009.

COLLEGE: Coaches Offensive POW for efforts vs. Florida and New Mexico State in 2007...also earned award vs. Florida in '06...'07 contest vs. Gators particularly memorable as was his dad's first time watching game in person and Smith had career night with nine catches for 102 yards in win...team's Most Improved Skill Player in '07...originally walk-on at Auburn who earned scholarship as junior and graduated in four years...finished career with 114 rec. for 1,598 yards and 10 TDs...redshirted in 2004...played at Auburn from 2004-08...business administration degree and working toward second degree in exercise science...completed internship with Bancorp South while in school. **PERSONAL:** Born in St. Petersburg, Florida...WR and DB at South Gwinnett HS in Snellville, Georgia...two-time all-county track selection who set school records in triple jump and sprint medley relay...cousin is former NFL QB, the late Steve McNair.



P TRUMAN SPENCER

6-3, 218
North Texas
Rookie
Free Agent - '09
Horn HS
Mesquite, Tex.

TRANSACTION HISTORY: Signed two-year contract, May 18, 2009.

COLLEGE: First-team All-Sun Belt in 2008 after leading league and ranking 24th in nation with 42.4 avg...set conference career record with 264 punts and 10,702 yards...second team all-conference as soph in 2006...Abner Haynes Award as team's top ST performer as frosh in 2005...redshirted in 2004...played at North Texas from 2004-08...sociology degree. **PERSONAL:** Born in Dallas, Texas...two-time all-district punter and kicker at Horn HS...all-district in soccer and lettered in track.



TE KORY SPERRY

6-5, 244
Colorado State
Rookie
Free Agent - '09
Pueblo County HS
Vineland, Colo.

TRANSACTION HISTORY: Signed two-year contract, May 1, 2009.

COLLEGE: Second-team All-MWC as senior after 38 catches, 492 yards and six TDs...finished career fourth on school's all-time TD catches list (20) and seventh on career catches list (141)...John Mackey National TE of Week after three-TD performance, including game-winner, in 38-34 win vs. San Diego State...earned same award following three-TD effort vs. Colorado in '07 season opener...medical redshirt in 2007 after left knee injury in second game of season vs. California... honorable mention all-MWC as soph in 2005...played at Colorado State from 2004-08...liberal arts degree. **PERSONAL:** Born in Pueblo, Colorado...FB standout at Pueblo County HS was also recruited for Division I basketball...all-state on gridiron and hardwood...honor roll student with 3.67 GPA...named Denver Broncos Hero of Week...hobby is rebuilding and customizing classic cars...would like to own body shop...held first job as promoter for Crunk Engery Drink.



S C.J. SPILLMAN

6-0, 196
Marshall
Rookie
Free Agent - '09
Central HS
Louisville, Ky.

TRANSACTION HISTORY: Signed two-year contract, May 1, 2009.

COLLEGE: Invited to 2009 East-West Shrine Game...two-time second-team All-Conference USA...school's athlete of week after game-saving PBU in '08 win over Memphis...third in conference and 12th in nation with 131 tackles in '07...finished career with 319 TT and three INT...played at Marshall from 2005-08...business management major. **PERSONAL:** Born in Louisville, Kentucky...all-state and all-conference RB and DB at Central HS in Louisville...track letterman...father, Claude, Sr., played FB at Western Kentucky... has daughter, Amaya, and son, Trey.



2009 ALPHABETICAL ROSTER

(ages as of July 1, 2009)

No.	Name	Pos.	Ht.	Wt.	Age	Exp.	College	High School	Hometown
90	Applewhite, Antwan	OLB	6-3	246	23	2	San Diego State	Narbonne	Los Angeles, Calif.
48	Bakhtiari, Eric	OLB	6-3	255	24	1	San Diego	Burlingame	Burlingame, Calif.
12	Banks, Gary	WR	6-0	193	27	1	Troy	Southern Choctaw	Melvin, Ala.
46	Beckwith, Darry	ILB	6-0	234	22	R	Louisiana State	Parkview Baptist	Baton Rouge, La.
29	Bennett, Michael	RB	5-9	207	30	9	Wisconsin	Tech	Milwaukee, Wis.
97	Bingham, Ryon	DE-DT	6-3	303	28	5	Nebraska	Alta	Sandy, Utah
50	Binn, David	LS	6-3	228	37	16	California	San Mateo	San Mateo, Calif.
44	Brinkley, Curtis	RB	5-9	208	23	R	Syracuse	West Catholic	Philadelphia, Pa.
99	Burnett, Kevin	LB	6-3	240	26	5	Tennessee	Dominguez	Compton, Calif.
82	Byrd, Demetrius	WR	6-0	200	23	R	Louisiana State	Central	Miami, Fla.
8	Carr, Greg	WR	6-5	217	23	R	Florida State	North Marion	Reddick, Fla.
20	Cason, Antoine	CB	6-0	190	22	2	Arizona	Los Alamitos	Long Beach, Calif.
93	Castillo, Luis	DE	6-3	290	25	5	Northwestern	Garfield	Garfield, N.J.
74	Cesaire, Jacques	DE	6-2	295	28	7	So. Connecticut St.	Gardner	Gardner, Mass.
89	Chambers, Chris	WR	5-11	210	30	9	Wisconsin	Bedford	Bedford, Ohio
45	Chandler, Tripp	TE	6-5	270	22	R	Georgia	Woodstock	Woodstock, Ga.
75	Clark, Corey	T	6-5	325	25	2	Texas A&M	Smithson Valley	Spring Branch, Tex.
66	Clary, Jeromey	T	6-6	320	25	3	Kansas State	Mansfield	Mansfield, Tex.
78	Coleman, Andre	DE	6-3	287	24	1	Albany	Burgard	Buffalo, N.Y.
54	Cooper, Stephen	ILB	6-1	235	30	7	Maine	Wareham	Wareham, Mass.
31	Cromartie, Antonio	CB	6-2	203	25	4	Florida State	Lincoln	Tallahassee, Fla.
84	Davis, Buster	WR	6-1	210	23	3	Louisiana State	Walker	New Orleans, La.
68	Dielman, Kris	G	6-4	320	28	7	Indiana	Troy	Troy, Ohio
51	Dobbins, Tim	ILB	6-1	246	26	4	Iowa State	Glenciff	Nashville, Tenn.
62	Dombrowski, Brandyn	T	6-5	323	24	1	San Diego State	Green Valley	Henderson, Nev.
25	Ellison, Kevin	S	6-1	221	22	R	Southern California	Redondo Union	Inglewood, Calif.
52	English, Larry	OLB	6-2	255	23	R	Northern Illinois	Marmion Military Academy	Aurora, Ill.
80	Floyd, Malcom	WR	6-5	225	27	4	Wyoming	River City	Sacramento, Calif.
67	Forney, Kynan	G	6-3	302	30	9	Hawaii	Nacogdoches	Nacogdoches, Tex.
85	Gates, Antonio	TE	6-4	260	29	7	Kent State	Central	Detroit, Mich.
71	Gay, Dan	T	6-4	303	22	R	Baylor	St. Thomas More	Lafayette, La.
24	Gordon, Cletis	CB	6-1	205	26	4	Jackson State	Amite	Amite City, La.
28	Gregory, Steve	SS	5-11	195	26	4	Syracuse	Curtis	Staten Island, N.Y.
69	Green, Tyronne	G	6-2	308	23	R	Auburn	Woodham	Pensacola, Fla.
96	Grennan, Keith	DE	6-4	298	25	2	Eastern Washington	Woodway	Edmonds, Wash.
61	Hardwick, Nick	C	6-4	295	27	6	Purdue	Lawrence North	Indianapolis, Ind.
42	Hart, Clinton	SS	6-0	208	31	7	Central Florida CC	South Sumter	Bushnell, Fla.
22	Hester, Jacob	FB	5-11	235	24	2	Louisiana State	Evangel Christian	Shreveport, La.
53	Holt, James	OLB	6-2	223	22	R	Kansas	Altus	Altus, Okla.
36	Hughes, Brandon	CB	5-11	181	23	R	Oregon State	Bloomington	Bloomington, Ill.
83	Jackson, Vincent	WR	6-5	230	26	5	Northern Colorado	Widefield	Colorado Springs, Colo.
77	Jackson, Rashaad	DT	6-2	298	24	R	Clemson	Union	Union, S.C.
23	Jammer, Quentin	CB	6-0	204	30	8	Texas	Angleton	Angleton, Tex.
33	Johnson, Gartrell	RB	5-11	218	23	R	Colorado State	Miami Springs	Miami Springs, Fla.
10	Kaeding, Nate	K	6-0	187	27	6	Iowa	West	Iowa City, Iowa
34	Latsko, Billy	FB	5-10	233	25	1	Florida	Buchholz	Gainesville, Fla.
86	Manumaleuna, Brandon	TE	6-2	295	29	9	Arizona	Narbonne	Torrance, Calif.
13	Martin, Charly	WR	6-1	212	25	R	West Texas A&M	Piedra Vista	Farmington, N.M.
92	Martin, Vaughn	DE	6-4	320	23	R	Western Ontario	South Secondary	London, Ontario
60	McDonald, Ryan	C	6-4	293	23	R	Illinois	West Ottawa	Holland, Mich.
73	McNeill, Marcus	T	6-7	336	25	4	Auburn	Cedar Grove	Ellenwood, Ga.
56	Merriman, Shawne	OLB	6-4	265	25	5	Maryland	Frederick Douglass	Upper Marlboro, Md.
63	Mruczkowski, Scott	C	6-5	325	27	5	Bowling Green	Benedictine	Garfield Heights, Ohio
72	Muth, Ben	G	6-6	304	23	R	Stanford	Pinnacle	Phoenix, Az.
11	Naanee, Legedu	WR	6-2	220	25	3	Boise State	Franklin	Portland, Ore.
91	Nwagbuo, Ogemdi	DT	6-4	303	23	1	Michigan State	Mt. Miguel	Spring Valley, Calif.
27	Oliver, Paul	FS	5-10	210	25	3	Georgia	Harrison	Kennesaw, Ga.
38	Osaisai, Wopamo	CB	5-10	201	22	R	Stanford	Pinole Valley	Pinole, Calif.
81	Osgood, Kassim	WR	6-5	220	29	7	San Diego State	North Salinas	Salinas, Calif.
95	Phillips, Shaun	OLB	6-3	262	28	6	Purdue	Willingboro	Willingboro, N.J.
40	Rentmeester, Bill	FB	6-0	247	23	R	Wisconsin	Beaver Dam	Beaver Dam, Wis.
17	Rivers, Philip	QB	6-5	228	27	6	North Carolina State	Athens	Athens, Ala.
5	Scifres, Mike	P	6-2	221	28	7	Western Illinois	Destrehan	Destrehan, La.



ROSTERS




Continued next page

No.	Name	Pos.	Ht.	Wt.	Age	Exp.	College	High School	Hometown
98	Scott, Ian	DT	6-3	315	27	7	Florida	Gainesville	Gainesville, Fla.
70	Shelton, L.J.	T	6-6	345	33	11	Eastern Michigan	Rochester	Rochester, Mich.
59	Siler, Brandon	ILB	6-2	239	23	3	Florida	Evans	Orlando, Fla.
3	Smith, Rodgeriquis	WR	6-0	200	23	R	Auburn	South Gwinnett	Snellville, Ga.
4	Spencer, Truman	P	6-3	218	23	R	North Texas	Horn	Mesquite, Tex.
47	Sperry, Kory	TE	6-5	244	24	R	Colorado State	Pueblo County	Vineland, Colo.
41	Spillman, C.J.	FS	6-0	196	23	R	Marshall	Central	Louisville, Ky.
43	Sproles, Darren	RB-KR	5-6	185	26	5	Kansas State	Olathe North	Olathe, Kan.
35	Tolbert, Mike	FB	5-9	243	23	2	Coastal Carolina	Douglas County	Douglasville, Ga.
21	Tomlinson, LaDainian	RB	5-10	221	30	9	Texas Christian	University	Waco, Tex.
94	Tucker, Jyles	OLB	6-3	258	25	3	Wake Forest	Morristown Beard	Dover, N.J.
65	Vasquez, Louis	G	6-5	325	22	R	Texas Tech	Corsicana	Corsicana, Tex.
7	Volek, Billy	QB	6-2	214	33	10	Fresno State	Clovis West	Fresno, Calif.
32	Weddle, Eric	FS	5-11	200	24	3	Utah	Alta Loma	Alta Loma, Calif.
6	Whitehurst, Charlie	QB	6-4	220	26	4	Clemson	Chattahoochee	Alpharetta, Ga.
57	Wilhelm, Matt	ILB	6-4	245	28	7	Ohio State	Elyria Catholic	Lorain, Ohio
76	Williams, Jamal	DT	6-3	348	33	12	Oklahoma State	Archbishop Carroll	Washington, D.C.
88	Wilson, Kris	TE	6-2	245	27	6	Pittsburgh	J.P. McCaskey	Lancaster, Pa.

2009 NUMERICAL ROSTER

No.	Name	Pos.	No.	Name	Pos.	No.	Name	Pos.
3	Rodgeriquis Smith	WR	40	Bill Rentmeester	FB	71	Dan Gay	T
4	Truman Spencer	P	41	C.J. Spillman	FS	72	Ben Muth	G
5	Mike Scifres	P	42	Clinton Hart	SS	73	Marcus McNeill	T
6	Charlie Whitehurst	QB	43	Darren Sproles	RB-KR	74	Jacques Cesaire	DE
7	Billy Volek	QB	44	Curtis Brinkley	RB	75	Corey Clark	T
8	Greg Carr	WR	45	Tripp Chandler	TE	76	Jamal Williams	DT
10	Nate Kaeding	K	46	Darry Beckwith	ILB	77	Rashaad Jackson	DT
11	Legedu Naanee	WR	47	Kory Sperry	TE	78	Andre Coleman	DE
12	Gary Banks	WR	48	Eric Bakhtiari	OLB	80	Malcom Floyd	WR
13	Charly Martin	WR	50	David Binn	LS	81	Kassim Osgood	WR
17	Philip Rivers	QB	51	Tim Dobbins	ILB	82	Demetrius Byrd	WR
20	Antoine Cason	CB	52	Larry English	OLB	83	Vincent Jackson	WR
21	LaDainian Tomlinson	RB	53	James Holt	OLB	84	Buster Davis	WR
22	Jacob Hester	FB	54	Stephen Cooper	ILB	85	Antonio Gates	TE
23	Quentin Jammer	CB	56	Shawne Merriman	OLB	86	Brandon Manumaleuna	TE
24	Cletis Gordon	CB	57	Matt Wilhelm	ILB	88	Kris Wilson	TE
25	Kevin Ellison	S	59	Brandon Siler	ILB	89	Chris Chambers	WR
27	Paul Oliver	FS	60	Ryan McDonald	C	90	Antwan Applewhite	OLB
28	Steve Gregory	SS	61	Nick Hardwick	C	91	Ogemdi Nwagbuo	DT
29	Michael Bennett	RB	62	Brandyn Dombrowski	T	92	Vaughn Martin	DE
31	Antonio Cromartie	CB	63	Scott Mruzckowski	C	93	Luis Castillo	DE
32	Eric Weddle	FS	65	Louis Vasquez	G	94	Jyles Tucker	OLB
33	Gartrell Johnson	RB	66	Jeromey Clary	T	95	Shaun Phillips	OLB
34	Billy Latsko	FB	67	Kynan Forney	G	96	Keith Grennan	DE
35	Mike Tolbert	FB	68	Kris Dielman	G	97	Ryon Bingham	DE-DT
36	Brandon Hughes	CB	69	Tyronne Green	G	98	Ian Scott	DT
38	Wopamo Osaisai	CB	70	L.J. Shelton	T	99	Kevin Burnett	LB

ROSTERS



2008 IN REVIEW

Vincent Jackson had a breakout season in 2008, setting career-highs with 59 catches, 1,098 yards and seven touchdowns. He was the team's first 1,000-yard wide receiver since 2001.

2008 NFL FINAL STANDINGS

AMERICAN FOOTBALL CONFERENCE

WEST	W	L	T	Pct.	PF	PA	Home	Away	AFC	NFC	Div.
San Diego*	8	8	0	.500	439	347	5-3-0	3-5-0	7-5	1-3	5-1
Denver	8	8	0	.500	370	448	4-4-0	4-4-0	5-7	3-1	3-3
Oakland	5	11	0	.313	263	388	2-6-0	3-5-0	4-8	1-3	2-4
Kansas City	2	14	0	.125	291	440	1-7-0	1-7-0	2-10	0-4	2-4
SOUTH	W	L	T	Pct.	PF	PA	Home	Away	AFC	NFC	Div.
Tennessee *	13	3	0	.813	375	234	7-1-0	6-2-0	9-3	4-0	4-2
Indianapolis #	12	4	0	.750	377	298	6-2-0	6-2-0	10-2	2-2	4-2
Houston	8	8	0	.500	366	394	6-2-0	2-6-0	5-7	3-1	2-4
Jacksonville	5	11	0	.313	302	367	2-6-0	3-5-0	3-9	2-2	2-4
NORTH	W	L	T	Pct.	PF	PA	Home	Away	AFC	NFC	Div.
Pittsburgh *	12	4	0	.750	347	223	6-2-0	6-2-0	10-2	2-2	6-0
Baltimore #	11	5	0	.688	385	244	6-2-0	5-3-0	8-4	3-1	4-2
Cincinnati	4	11	1	.261	204	364	3-4-1	1-7-0	3-9	1-2-1	1-5
Cleveland	4	12	0	.250	232	350	1-7-0	3-5-0	3-9	1-3	1-5
EAST	W	L	T	Pct.	PF	PA	Home	Away	AFC	NFC	Div.
Miami *	11	5	0	.688	345	317	5-3-0	6-2-0	8-4	3-1	4-2
New England	11	5	0	.688	410	309	5-3-0	6-2-0	7-5	4-0	4-2
N.Y. Jets	9	7	0	.563	405	356	5-3-0	4-4-0	7-5	2-2	4-2
Buffalo	7	9	0	.438	336	342	3-5-0	4-4-0	5-7	2-2	0-6

NATIONAL FOOTBALL CONFERENCE

WEST	W	L	T	Pct.	PF	PA	Home	Away	AFC	NFC	Div.
Arizona *	9	7	0	.563	427	426	6-2-0	3-5-0	2-2	7-5	6-0
San Francisco	7	9	0	.438	339	381	4-4-0	3-5-0	2-2	5-7	3-3
Seattle	4	12	0	.250	294	392	2-6-0	2-6-0	1-3	3-9	3-3
St. Louis	2	14	0	.125	232	465	1-7-0	1-7-0	0-4	2-10	0-6
SOUTH	W	L	T	Pct.	PF	PA	Home	Away	AFC	NFC	Div.
Carolina *	12	4	0	.750	414	329	8-0-0	4-4-0	4-0	8-4	4-2
Atlanta #	11	5	0	.688	391	325	7-1-0	4-4-0	3-1	8-4	3-3
Tampa Bay	9	7	0	.563	361	323	6-2-0	3-5-0	1-3	8-4	3-3
New Orleans	8	8	0	.500	463	393	6-2-0	2-6-0	3-1	5-7	2-4
NORTH	W	L	T	Pct.	PF	PA	Home	Away	AFC	NFC	Div.
Minnesota *	10	6	0	.625	379	333	6-2-0	4-4-0	2-2	8-4	4-2
Chicago	9	7	0	.563	375	350	6-2-0	3-5-0	2-2	7-5	4-2
Green Bay	6	10	0	.375	419	380	4-4-0	2-6-0	1-3	5-7	4-2
Detroit	0	16	0	.000	268	517	0-8-0	0-8-0	0-4	0-12	0-6
EAST	W	L	T	Pct.	PF	PA	Home	Away	AFC	NFC	Div.
N.Y. Giants *	12	4	0	.750	427	294	7-1-0	5-3-0	3-1	9-3	4-2
Philadelphia #	9	6	1	.594	416	289	6-2-0	3-4-1	2-1-1	7-5	2-4
Dallas	9	7	0	.563	362	365	6-2-0	3-5-0	2-2	7-5	3-3
Washington	8	8	0	.500	265	296	4-4-0	4-4-0	1-3	7-5	3-3

* Division Champion
Wild Card team

NATIONAL FOOTBALL LEAGUE POSTSEASON

AFC Wild Card Round

at San Diego 23, Indianapolis 17 (OT)
Baltimore 27, at Miami 9

AFC Divisional Playoffs

Baltimore 13, at Tennessee 10
at Pittsburgh 35, San Diego 24

AFC Championship Game

at Pittsburgh 23, Baltimore 14

Super Bowl XLIII, Raymond James Stadium,

Tampa, Florida (February 1, 2009)
Pittsburgh 27, Arizona 23

NFC Wild Card Round

at Arizona 30, Atlanta 24
Philadelphia 26, at Minnesota 14

NFC Divisional Playoffs

Arizona 33, at Carolina 13
Philadelphia 23, at New York Giants 11

NFC Championship Game

at Arizona 32, Philadelphia 25

Pro Bowl, Aloha Stadium

Honolulu, Hawaii (February 8, 2009)
NFC 30, AFC 21



2008 REGULAR SEASON STATISTICS

† Local Television Blackout Lifted

(8-8 Overall) First AFC West - Norv Turner
Home (5-3); Away (3-5); Postseason (1-1)

Date	W/L	Score	Opponent	Att.
09/07	L	24-26	Carolina †	67,115
09/14	L	38-39	at Denver	75,915
09/22	W	48-29	New York Jets †	68,922
09/28	W	28-18	at Oakland	61,808
10/05	L	10-17	at Miami	65,063
10/12	W	30-10	New England †	68,704
10/19	L	14-23	at Buffalo	71,602
10/26	L	32-37	at New Orleans	83,226
11/09	W	20-19	Kansas City †	67,510
11/16	L	10-11	at Pittsburgh	62,051
11/23	L	20-23	Indianapolis †	68,428
11/30	L	16-22	Atlanta †	67,200
12/04	W	34-7	Oakland †	68,097
12/14	W	22-21	at Kansas City	73,842
12/21	W	41-24	at Tampa Bay	64,778
12/28	W	52-21	Denver †	69,131

AFC Wild Card Playoffs

01/03	W	23-17 (OT)	Indianapolis †	68,082
-------	---	------------	----------------	--------

AFC Divisional Playoffs

01/11	L	24-35	at Pittsburgh	63,899
-------	---	-------	---------------	--------

Team Statistics

	Chargers	Opponents
TOTAL FIRST DOWNS	301	339
Rushing	92	98
Passing	191	213
Penalty	18	28
3rd Down: Made/Att	89/194	84/207
3rd Down Pct.	45.9%	40.6%
4th Down: Made/Att	8/11	13/24
4th Down Pct.	72.7%	54.2%
TIME OF POSSESSION	28:53	31:07
TOTAL NET YARDS	5584	5599
Avg. Per Game	349.0	349.9
Total Plays	924	1041
Avg. Per Play	6.0	5.4
NET YARDS RUSHING	1726	1641
Avg. Per Game	107.9	102.6
Total Rushes	421	408
NET YARDS PASSING	3858	3958
Avg. Per Game	241.1	247.4
Sacked/Yards Lost	25/151	28/132
Gross Yards	4009	4090
Attempts/Completions	478/312	605/411
Completion Pct.	65.3%	67.9%
Had Intercepted	11	15
PUNTS/AVERAGE	51/45.7	60/43.9
NET PUNTING AVG.	40.9	38.7
PENALTIES/YARDS	95/748	78/708
FUMBLES/BALL LOST	18/9	18/9
TOUCHDOWNS	51	39
Rushing	13	11
Passing	34	25
Returns	4	3

Score by Quarters

	Q1	Q2	Q3	Q4	OT	PTS.
Chargers	77	126	84	152	0	439
Opponents	64	141	59	83	0	347

Scoring

	TD	RU	PA	RT	PAT	FG	S	PTS.
Kaeding	0	0	0	0	46/46	27/32	0	127
Tomlinson	12	11	1	0	0/0	0/0	0	72
Gates	8	0	8	0	0/0	0/0	0	48
Sproles	7	1	5	1	0/0	0/0	1	44
Jackson	7	0	7	0	0/0	0/0	0	42
Chambers	5	0	5	0	0/0	0/0	0	30
Floyd	4	0	4	0	0/0	0/0	0	24
Manumaleuna	2	0	2	0	0/0	0/0	0	12
Hester	2	1	1	0	0/0	0/0	0	12
Tolbert	1	0	1	0	0/0	0/0	0	6
Cason	1	0	0	1	0/0	0/0	0	6
Cromartie	1	0	0	1	0/0	0/0	0	6
Weddle	1	0	0	1	0/0	0/0	0	6
Naanee	0	0	0	0	0/0	0/0	1	2
Chargers	51	13	34	4	46/46	27/32	2	439
Opponents	39	11	25	3	31/33	24/31	2	347

2-Pt. Conversions: Chargers 2-5, Opponents 2-6

Sacks: Phillips 7.5, Tucker 5.5, Harris 2.5, Cesaire 2.0, Olshansky 2.0, Cooper 1.5, Williams 1.5, Castillo 1.5, Bingham 1.5, Weddle 1.0, Applewhite 0.5
Chargers: 28.0. Opponents: 25.0

Passing	Att.	Comp.	Yds.	Comp.%	Yds./Att.
P.Rivers	478	312	4009	65.3%	8.4
Chargers	478	312	4009	65.3%	8.4
Opponents	605	411	4090	67.9%	6.8

Rushing	No.	Yds.	Avg.	Long	TD
Tomlinson	292	1110	3.8	45	11
Sproles	61	330	5.4	37	1
Hester	19	95	5.0	28	1
Rivers	31	84	2.7	11	0
Jackson	4	69	17.3	31	0
Tolbert	13	37	2.8	11	0
Chambers	1	1	1.0	1	0
Chargers	421	1726	4.1	45	13
Opponents	408	1641	4.0	49	11

Receiving	No.	Yds.	Avg.	Long	TD
Gates	60	704	11.7	34	8
Jackson	59	1098	18.6	60	7
Tomlinson	52	426	8.2	32	1
Chambers	33	462	14.0	48t	5
Sproles	29	342	11.8	66t	5
Floyd	27	465	17.2	49t	4
Manumaleuna	15	127	8.5	17	2
Tolbert	13	171	13.2	67	1
Hester	12	91	7.6	16	1
Naanee	8	64	8.0	18	0
Davis	4	59	14.8	20	0
Chargers	312	4009	12.8	67	34
Opponents	411	4090	10.0	71t	25

Interceptions	No.	Yds.	Avg.	Long	TD
Cooper	4	11	2.8	10	0
Cason	2	69	34.5	59t	1
Cromartie	2	66	33.0	52t	1
Jammer	2	2	1.0	2	0
Wilhelm	1	8	8.0	8	0
Castillo	1	4	4.0	4	0
Dobbins	1	4	4.0	4	0
Weddle	1	3	3.0	3	0
Oliver	1	0	0.0	0	0
Chargers	15	167	11.1	59t	2
Opponents	11	189	17.2	50	1

Punting	No.	Yds.	Avg.	Net	TB	I-20	Lg.	B
M.Scifres	51	2332	45.7	40.9	5	19	67	0
Chargers	51	2332	45.7	40.9	5	19	67	0
Opponents	60	2633	43.9	38.7	2	25	70	0

Punt Returns	Ret.	FC	Yds.	Avg.	Lg.	TD
Sproles	22	12	249	11.3	43	0
Davis	2	0	15	7.5	10	0
Cromartie	1	0	4	4.0	4	0
Weddle	1	1	1	1.0	1	0
Chargers	26	13	269	10.3	43	0
Opponents	23	12	146	6.3	32	0

Kickoff Returns	Ret.	Yds.	Avg.	Long	TD
Sproles	53	1376	26.0	103t	1
Hester	3	42	14.0	20	0
Cromartie	3	37	12.3	26	0
Manumaleuna	2	14	7.0	9	0
Gordon	1	18	18.0	18	0
Naanee	0	-2	0	-2	0
Chargers	62	1485	24.0	103t	1
Opponents	86	1943	22.6	94	1

Field Goals	1-19	20-29	30-39	40-49	50+
Kaeding	0/0	13/13	10/10	3/8	1/1
Chargers	0/0	13/13	10/10	3/8	1/1
Opponents	0/0	6/6	8/9	8/10	2/6

Kaeding: (27G) (34G, 21G, 28G) (36G, 49G) (44N, 28G, 47N, 47G) (34G) (25G, 44N, 35G, 23G) () (33G, 24G, 31G) (34G, 26G) (42N, 22G) (35G, 47G) (43B, 28G) (20G, 39G) (32G) (28G, 57G) (28G)

Defensive Tackles (solo-ast-total-pd-ff-fr-tfl): Cooper 84-52-136-6-0-0-6, Weddle 109-26-135-5-0-1-3, Jammer 74-17-91-19-3-2-4, Phillips 55-33-88-4-1-1-15, Hart 49-34-83-8-0-2-2, Dobbins 42-36-78-4-2-0-1, Wilhelm 45-23-68-3-0-0-1, Williams 41-26-67-3-0-0-10, Cromartie 57-7-64-9-0-0-1, Olshansky 26-28-54-0-0-0-3, Castillo 25-28-53-1-1-0-6, Cason 44-8-52-7-1-0-3, Tucker 30-13-43-1-0-1-9, Bingham 17-20-37-0-0-0-3, Smith 15-20-35-0-0-0-0, Harris 17-15-32-0-2-1-4, Cesaire 14-16-30-2-0-0-2, Gregory 24-5-29-4-0-0-1, Applewhite 12-7-19-0-0-0-1, Siler 8-4-12-0-0-0-3, Oliver 7-2-9-1-0-0-0, Gordon 7-1-8-1-0-0-0, Merriman 1-3-4-0-0-0-1, Waters 0-3-3-0-0-0-0, Scott 0-1-1-0-0-0-0

Special Teams Tackles (solo-ast-total): Osgood 16-1-17, Siler 11-4-15, Cason 9-6-15, Hester 9-5-14, Dobbins 11-2-13, Naanee 9-1-10, Applewhite 9-0-9, Harris 5-1-6, Binn 4-0-4, Gregory 4-0-4, Oliver 4-0-4, Gordon 2-2-4, Floyd 3-0-3, Waters 3-0-3, Jammer 2-0-2, Kaeding 2-0-2, Weddle 2-0-2, Battle 1-0-1, Hardwick 1-0-1, Scifres 1-0-1, Wilhelm 1-0-1, Tucker 0-1-1, Wilson 0-1-1

TD	TD%	Int.	Int.%	Long	Sack/Lost	Rating
34	7.1%	11	2.3%	67	25/151	105.6
34	7.1%	11	2.3%	67	25/151	105.6
25	4.1%	15	2.5%	71t	28/132	90.3



2008 IN REVIEW



2008 POSTSEASON STATISTICS

† Local Television Blackout Lifted

AFC Wild Card Playoffs

01/03 W 23-17 (OT) Indianapolis † 68,082

AFC Divisional Playoffs

01/11 L 24-35 at Pittsburgh 63,899

Team Statistics	Chargers	Opponents
TOTAL FIRST DOWNS	41	39
Rushing	12	17
Passing	25	19
Penalty	4	3
3rd Down: Made/Att	11/26	12/29
3rd Down Pct.	42.3%	41.4%
4th Down: Made/Att	1/1	0/3
4th Down Pct.	100.0%	0.0%
TIME OF POSSESSION	28:48	31:12
TOTAL NET YARDS	647	708
Avg. Per Game	323.5	354.0
Total Plays	123	135
Avg. Per Play	5.3	5.2
NET YARDS RUSHING	182	229
Avg. Per Game	91.0	114.5
Total Rushes	44	64
NET YARDS PASSING	465	479
Avg. Per Game	232.5	239.5
Sacked/Yards Lost	8/60	2/12
Gross Yards	525	491
Attempts/Completions	71/41	69/42
Completion Pct.	57.7%	60.9%
Had Intercepted	2	0
PUNTS/AVERAGE	12/49.9	11/45.3
NET PUNTING AVG.	43.3	34.7
PENALTIES/YARDS	11/144	16/118
FUMBLES/BALL LOST	2/2	0/0
TOUCHDOWNS	6	7
Rushing	3	4
Passing	3	2
Returns	0	1

Score by Quarters	Q1	Q2	Q3	Q4	OT	PTS.
Chargers	7	17	0	17	6	47
Opponents	14	10	14	14	0	52

Scoring	TD	RU	PA	RT	PAT	FG	S	PTS.
Sproles	3	2	1	0	0/0	0/0	0	18
Kaeding	0	0	0	0	5/5	2/2	0	11
Jackson	1	0	1	0	0/0	0/0	0	6
Naanee	1	0	1	0	0/0	0/0	0	6
Tomlinson	1	1	0	0	0/0	0/0	0	6
Chargers	6	3	3	0	5/5	2/2	0	47
Opponents	7	4	2	1	7/7	1/1	0	52

2-Pt. Conversions: Chargers 0-0, Opponents 0-0

Sacks: Dobbins 1.0, Weddle 1.0 Chargers: 2.0, Opponents: 8.0

Rushing	No.	Yds.	Avg.	Long	TD
Sproles	33	120	3.6	22t	2
Tomlinson	5	25	5.0	13	1
Bennett	4	24	6.0	14	0
Rivers	2	13	6.5	12	0
Chargers	44	182	4.1	22t	3
Opponents	64	229	3.6	27	4

Receiving	No.	Yds.	Avg.	Long	TD
Gates	13	146	11.2	30	0
Sproles	10	136	13.6	62t	1
Chambers	8	129	16.1	25	0
Hester	3	19	6.3	11	0
Jackson	2	49	24.5	41t	1
Naanee	2	19	9.5	15	1
Bennett	2	13	6.5	7	0
Manumaleuna	1	14	14.0	14	0
Chargers	41	525	12.8	62t	3
Opponents	42	491	11.7	72t	2

Interceptions	No.	Yds.	Avg.	Long	TD
Chargers	0	0	0.0	0	0
Opponents	2	36	18.0	36	0

Punting	No.	Yds.	Avg.	Net	TB	I-20	Lg.	B
Scifres	12	599	49.9	43.3	0	7	67	0
Chargers	12	599	49.9	43.3	0	7	67	0
Opponents	11	498	45.3	34.7	2	1	63	0

Punt Returns	Ret.	FC	Yds.	Avg.	Lg.	TD
Sproles	5	0	76	15.2	28	0
Weddle	1	0	0	0.0	0	0
Chargers	6	0	76	12.7	28	0
Opponents	4	5	79	19.8	67t	1

Kickoff Returns	Ret.	Yds.	Avg.	Long	TD
Sproles	9	270	30.0	63	0
Cromartie	1	7	7.0	7	0
Chargers	10	277	27.7	63	0
Opponents	8	126	15.8	24	0

Field Goals	1-19	20-29	30-39	40-49	50+
Kaeding	0/0	1/1	0/0	1/1	0/0
Chargers	0/0	1/1	0/0	1/1	0/0
Opponents	0/0	0/0	0/0	1/1	0/0

Kaeding: (26G) (42G)

Defensive Tackles (solo-ast-total-pd-ff-fr-tfl)

Cooper 12-11-23-0-0-0-0, Weddle 15-4-19-3-0-0-2, Williams 6-6-12-0-0-0-0, Olshansky 3-7-11-0-0-0-0, Wilhelm 7-1-8-0-0-0-1, Tucker 5-3-8-0-0-0-0, Dobbins 4-4-8-0-0-0-1, Cromartie 6-0-6-1-0-0-0, Cason 4-2-6-1-0-0-0, Gregory 3-3-6-1-0-0-0, Phillips 3-3-6-0-0-0-0, Cesaire 3-2-5-0-0-0-0, Gordon 3-2-5-0-0-0-0, Jammer 4-0-4-1-0-0-0, Oliver 4-0-4-0-0-0-0, Hart 2-1-3-0-0-0-0, Bingham 1-2-3-0-0-0-0, Applewhite 0-3-3-0-0-0-0, Castillo 1-1-2-0-0-0-0, Siler 0-2-2-0-0-0-0, Harris 0-1-1-0-0-0-0, Hester 0-1-1-0-0-0-0, Waters 0-1-1-0-0-0-0

Special Teams Tackles (solo-ast-total): Harris 2-1-3, Cason 2-0-2, Siler 2-0-2, Dobbins 1-1-2, Applewhite 1-1-2, Naanee 1-1-2, Binn 1-0-1, Gordon 1-0-1, Hardwick 1-0-1, Osgood 0-1-1

Passing	Att.	Comp.	Yds.	Comp.%	Yds./Att.	TD	TD%	Int.	Int.%	Long	Sack/Lost	Rating
P.Rivers	71	41	525	57.7%	7.4	3	4.2%	2	2.8%	62t	8/60	83.4
Chargers	71	41	525	57.7%	7.4	3	4.2%	2	2.8%	62t	8/60	83.4
Opponents	69	42	491	60.9%	7.1	2	2.9%	0	0.0%	72t	2/12	92.1

2008 IN REVIEW



2008 TAKEAWAY-GIVEAWAY RATIO

Date	Opponent	Takeaways				Pts. From	Giveaways				Net	W-L
		Int.	Fum.	Total	Pts.		Int.	Fum.	Total	Pts.		
09/09	Carolina	0	1	1	7	0	1	1	7	0	L	
09/14	at Denver	1	0	1	7	1	0	1	7	0	L	
09/22	New York Jets	3	1	4	21	1	0	1	7	+3	W	
09/28	at Oakland	1	1	2	14	2	0	2	3	0	W	
10/05	at Miami	0	1	1	0	0	0	0	0	+1	L	
10/12	New England	1	0	1	3	0	1	1	7	0	W	
10/19	at Buffalo	0	0	0	0	1	2	3	10	-3	L	
10/26	at New Orleans	0	0	0	0	1	1	2	7	-2	L	
11/09	Kansas City	0	0	0	0	2	0	2	0	-2	W	
11/16	at Pittsburgh	0	0	0	0	2	0	2	3	-2	L	
11/23	Indianapolis	1	0	1	7	0	1	1	7	0	L	
11/30	Atlanta	0	3	3	17	0	0	0	0	+3	L	
12/4	Oakland	3	1	4	17	0	1	1	0	+3	W	
12/14	at Kansas City	1	0	1	6	1	2	3	14	-2	W	
12/21	at Tampa Bay	2	1	3	14	0	0	0	0	+3	W	
12/28	Denver	2	0	2	7	0	0	0	0	+2	W	
	Totals	15	9	24	120	11	9	20	72	+4	8-8	
1/3	Indianapolis*	0	0	0	0	1	1	2	0	-2	W	
1/11	at Pittsburgh**	0	0	0	0	1	1	2	0	-2	L	
	Totals	0	0	0	0	2	2	4	0	-4	1-1	

*AFC Wild Card Playoffs

**AFC Divisional Playoffs

2008 STARTING LINEUPS

OFFENSE

	WR	LT	LG	C	RG	RT	TE	WR	QB	FB	RB	
09/07	Carolina	Manumaleuna*	Shelton	Dielman	Newberry	Goff	Clary	Gates	Jackson	Rivers	Tolbert	Tomlinson
09/14	at Denver	Chambers	Shelton	Dielman	Newberry	Goff	Clary	Gates	Jackson	Rivers	Tolbert	Tomlinson
09/22	NY Jets	Chambers	McNeill	Dielman	Newberry	Goff	Clary	Gates	Jackson	Rivers	Tolbert	Tomlinson
09/28	at Oakland	Chambers	McNeill	Dielman	Hardwick	Goff	Clary	Gates	Jackson	Rivers	Tolbert	Tomlinson
10/05	at Miami	Chambers	McNeill	Dielman	Hardwick	Goff	Clary	Gates	Jackson	Rivers	Manumaleuna*	Tomlinson
10/12	N.E.	Floyd	McNeill	Dielman	Hardwick	Goff	Clary	Gates	Jackson	Rivers	Manumaleuna*	Tomlinson
10/19	at Buff.	Manumaleuna*	McNeill	Dielman	Hardwick	Goff	Clary	Gates	Jackson	Rivers	Tolbert	Tomlinson
10/26	at N.O.	Chambers	McNeill	Dielman	Hardwick	Goff	Clary	Gates	Jackson	Rivers	Tolbert	Tomlinson
11/09	K.C.	Floyd	McNeill	Dielman	Hardwick	Goff	Clary	Gates	Jackson	Rivers	Manumaleuna*	Tomlinson
11/16	at Pitt.	Chambers	McNeill	Dielman	Hardwick	Goff	Clary	Gates	Jackson	Rivers	Manumaleuna*	Tomlinson
11/23	Indy	Manumaleuna*	McNeill	Dielman	Hardwick	Goff	Clary	Gates	Jackson	Rivers	Tolbert	Tomlinson
11/30	Atlanta	Chambers	McNeill	Mruczkowski	Hardwick	Goff	Clary	Gates	Jackson	Rivers	Manumaleuna*	Tomlinson
12/04	Oakland	Manumaleuna*	McNeill	Dielman	Hardwick	Goff	Clary	Gates	Jackson	Rivers	Hester	Tomlinson
12/14	at K.C.	Chambers	McNeill	Dielman	Hardwick	Goff	Clary	Gates	Jackson	Rivers	Hester	Tomlinson
12/21	at T.B.	Chambers	McNeill	Dielman	Hardwick	Goff	Clary	Gates	Jackson	Rivers	Manumaleuna*	Tomlinson
12/28	Denver	Manumaleuna*	McNeill	Dielman	Hardwick	Goff	Clary	Gates	Jackson	Rivers	Hester	Tomlinson
01/03	Indy*	Wilson*	McNeill	Dielman	Hardwick	Goff	Clary	Gates	Jackson	Rivers	Manumaleuna*	Tomlinson
01/11	at Pitt.**	Wilson*	McNeill	Dielman	Hardwick	Goff	Clary	Gates	Jackson	Rivers	Manumaleuna*	Sproles

* denotes tight end

*AFC Wild Card Playoffs

**AFC Divisional Playoffs

DEFENSE

	LE	DT	RE	OLB	ILB	ILB	OLB	LCB	RCB	SS	FS	
09/09	Carolina	Olshansky	Williams	Castillo	Phillips	Smith	Wilhelm	Merriman	Jammer	Cromartie	Hart	Weddle
09/14	at Denver	Olshansky	Williams	Castillo	Phillips	Smith	Wilhelm	Tucker	Jammer	Cromartie	Hart	Weddle
09/22	NY Jets	Olshansky	Williams	Castillo	Phillips	Smith	Wilhelm	Tucker	Jammer	Cromartie	Hart	Weddle
09/28	at Oakland	Olshansky	Williams	Castillo	Phillips	Smith	Wilhelm	Tucker	Jammer	Cromartie	Hart	Weddle
10/05	at Miami	Olshansky	Williams	Castillo	Phillips	Cooper	Wilhelm	Harris	Jammer	Cromartie	Hart	Weddle
10/12	N.E.	Olshansky	Williams	Castillo	Phillips	Cooper	Dobbins	Harris	Jammer	Cromartie	Hart	Weddle
10/19	at Buff.	Olshansky	Williams	Castillo	Phillips	Cooper	Dobbins	Harris	Jammer	Cromartie	Hart	Weddle
10/26	at N.O.	Olshansky	Williams	Castillo	Phillips	Cooper	Dobbins	Tucker	Jammer	Cromartie	Hart	Weddle
11/09	K.C.	Olshansky	Williams	Castillo	Phillips	Cooper	Dobbins	Tucker	Jammer	Gordon	Hart	Weddle
11/16	at Pitt.	Olshansky	Williams	Castillo	Phillips	Cooper	Dobbins	Tucker	Jammer	Cromartie	Hart	Weddle
11/23	Indy	Cesaire	Williams	Cason#	Phillips	Cooper	Wilhelm	Tucker	Jammer	Cromartie	Hart	Weddle
11/30	Atlanta	Olshansky	Williams	Castillo	Phillips	Cooper	Dobbins	Tucker	Jammer	Cromartie	Hart	Weddle
12/04	Oakland	Olshansky	Williams	Castillo	Phillips	Cooper	Dobbins	Tucker	Jammer	Cromartie	Gregory	Weddle
12/14	at K.C.	Cason#	Williams	Castillo	Phillips	Cooper	Wilhelm	Tucker	Jammer	Cromartie	Gregory	Weddle
12/21	at T.B.	Cason#	Cesaire	Castillo	Phillips	Cooper	Hart+	Tucker	Jammer	Cromartie	Gregory	Weddle
12/28	Denver	Olshansky	Williams	Castillo	Phillips	Cooper	Dobbins	Tucker	Jammer	Cromartie	Hart	Weddle
01/03	Indy*	Cason#	Williams	Castillo	Phillips	Cooper	Dobbins	Tucker	Jammer	Cromartie	Gregory	Weddle
01/11	at Pitt.**	Olshansky	Williams	Castillo	Phillips	Cooper	Dobbins	Tucker	Jammer	Cromartie	Hart	Weddle

denotes cornerback

+ denotes safety

*AFC Wild Card Playoffs

**AFC Divisional Playoffs



2008 IN REVIEW



2008 REGULAR SEASON GAME-BY-GAME TEAM STATS

	Carolina	at Denver	New York Jets	at Oakland	at Miami	New England	at Buffalo	at New Orleans	Kansas City	at Pittsburgh	Indianapolis	Atlanta	Oakland	at Kansas City	at Tampa Bay	Denver
POINTS	24	38	48	28	10	30	14	32	20	10	20	16	34	22	41	52
1st Qtr	0	3	10	0	3	10	7	3	0	7	0	7	10	0	7	10
2nd Qtr	7	14	21	0	0	7	0	14	6	0	10	0	17	3	13	14
3rd Qtr	3	10	7	3	7	10	7	3	7	0	0	6	0	7	0	14
4th Qtr	14	11	10	25	0	3	0	12	7	3	10	3	7	12	21	14
Overtime	0	0	0	0	0	0	0	0	0	0	0	0	0	0	0	0
TDs (Ru-P-Ret)	0-3-0	0-3-1	2-3-1	2-1-0	0-1-0	0-3-0	0-2-0	0-3-0	0-2-0	1-0-0	0-2-0	1-0-1	1-3-0	1-2-0	0-4-1	5-2-0
PATs (M/A)	3-3	3-3	6-6	2-2	1-1	3-3	2-2	3-3	2-2	1-1	2-2	1-1	4-4	1-1	5-5	7-7
2PT Convs (M/A)	0-0	1-1	0-0	1-1	0-0	0-0	0-0	0-0	0-0	0-0	0-0	0-1	0-0	0-2	0-0	0-0
FGs (M/A)	1-1	3-3	2-2	2-4	1-1	3-4	0-0	3-3	2-2	1-2	2-2	1-2	2-2	1-1	2-2	1-1
Safeties	0	0	0	0	0	0	0	1	0	0	0	0	0	0	0	0
FIRST DOWNS	17	19	20	18	10	19	15	22	23	16	21	12	18	22	21	28
Rushing	6	2	8	6	3	3	4	3	3	7	8	5	7	5	5	17
Passing	10	14	12	9	7	13	11	18	18	8	13	7	10	16	16	9
Penalty	1	3	0	3	0	3	0	1	2	1	0	0	1	1	0	2
3rd Down Conv	4-12	6-10	9-13	5-14	3-12	3-10	7-11	5-12	6-11	5-10	6-12	3-12	9-18	4-13	7-13	7-11
3rd Down Pct	.333	.600	.692	.357	.250	.300	.636	.417	.546	.500	.500	.250	.500	.308	.539	.636
4th Down Conv	1-1	0-0	0-0	0-0	0-1	0-0	0-0	1-1	0-0	0-0	0-0	1-2	2-2	1-2	0-0	2-2
4th Down Pct	1.000	.000	.000	.000	.000	.000	.000	1.000	.000	.000	.000	.500	1.000	.500	.000	1.000
Red Zone Conv	1-2	1-4	4-5	2-4	1-3	2-5	2-3	3-6	2-4	1-3	1-3	1-2	3-5	3-4	3-4	7-8
Red Zone Pct	.500	.250	.800	.500	.333	.400	.667	.500	.500	.333	.333	.500	.600	.750	.750	.875
Goal to Go Conv	1-1	0-1	4-4	1-1	0-1	1-3	1-2	1-3	1-1	1-2	1-1	1-1	0-1	2-2	1-2	3-3
Goal to Go Pct	1.000	.000	1.000	1.000	.000	.333	.500	.333	1.000	.500	1.000	1.000	.000	1.000	.500	1.000
TOTAL NET YARDS	316	456	357	295	202	404	263	451	400	218	394	201	372	394	370	491
Total Off. Plays	55	52	60	59	49	55	48	62	64	50	58	52	68	70	58	64
Avg. Gain Per Play	5.7	8.8	6.0	5.0	4.1	7.3	5.5	7.3	6.3	4.4	6.8	3.9	5.5	5.6	6.4	7.7
NET YARDS RUSHING	105	80	107	141	60	98	72	110	92	66	120	70	158	68	90	289
Total Rushing Plays	27	18	35	30	19	28	17	22	26	22	25	19	46	19	26	42
Avg. Gain Per Rush	3.9	4.4	3.1	4.7	3.2	3.5	4.2	5.0	3.5	3.0	4.8	3.7	3.4	3.6	3.5	6.9
NET YARDS PASSING	211	376	250	154	142	306	191	341	308	152	274	131	214	326	280	202
Times Sacked	1	1	0	4	2	0	2	0	2	2	2	3	0	3	1	2
Yards Lost on Sacks	6	1	0	26	17	0	17	0	8	12	14	18	0	20	7	5
Gross Yards Passing	217	377	250	180	159	306	208	341	316	164	288	149	214	346	287	207
Pass Attempts	27	33	25	25	28	27	29	40	36	26	31	30	22	48	31	20
Pass Completions	17	21	19	14	13	18	22	25	27	15	24	17	10	34	21	15
Completion Pct	.630	.636	.760	.560	.464	.667	.759	.625	.750	.577	.774	.567	.455	.708	.677	.750
Avg. Gain Per Pass	7.5	11.1	10.0	5.3	4.7	11.3	6.2	8.5	8.1	5.4	8.3	4.0	9.7	6.4	8.8	9.2
Interceptions	0	1	1	2	0	0	1	1	2	2	0	0	0	1	0	0
FUMBLES / FUM. LOST	1-1	1-0	0-0	2-0	0-0	1-1	2-2	1-1	1-0	2-0	1-1	1-0	1-1	4-2	0-0	0-0
PENALTIES	2	8	6	3	4	3	5	14	5	2	5	9	9	10	4	6
Penalty Yards	12	60	37	15	46	20	35	134	37	5	37	84	51	83	25	67
PUNTS	5	1	1	4	6	3	3	2	3	2	3	4	5	4	4	1
Gross Punting Avg.	47.6	52.0	48.0	55.5	55.8	39.3	37.3	48.0	44.0	43.5	41.0	43.5	46.0	36.0	44.5	43.0
Touchbacks	1	0	0	1	0	1	0	0	0	0	0	0	0	0	2	0
Inside 20	2	0	1	0	3	1	1	1	2	2	1	1	1	2	1	0
Punts Blocked	0	0	0	0	0	0	0	0	0	0	0	0	0	0	0	0
Net Punting Avg.	40.4	46.0	48.0	42.0	50.5	32.7	35.7	48.0	44.3	43.5	40.0	35.5	45.4	36.0	30.5	43.0
PUNT RETURNS	1	2	0	3	2	2	2	2	1	1	1	1	3	1	2	2
Punt Return Yards	12	15	0	18	34	50	16	20	-2	1	4	12	24	4	45	16
Punt Return Avg.	12.0	7.5	0.0	6.0	17.0	25.0	8.0	10.0	-2.0	1.0	4.0	12.0	8.0	4.0	22.5	8.0
Fair Catches	2	0	1	0	1	0	0	1	1	2	2	1	0	2	0	0
KICKOFF RETURNS	2	6	2	5	4	2	6	8	1	3	5	4	2	4	4	4
Kickoff Return Yards	61	212	40	160	80	41	85	201	26	29	101	75	38	113	127	96
Kickoff Return Avg.	30.5	35.3	20.0	32.0	20.0	20.5	14.2	25.1	26.0	9.7	20.2	18.8	19.0	28.3	31.8	24.0
TIME OF POSSESSION	27:58	26:00	32:20	29:42	23:19	28:26	24:31	29:10	34:50	23:29	28:20	25:02	34:13	27:51	30:51	36:07

2008 IN REVIEW



2008 REGULAR SEASON GAME-BY-GAME OPPONENTS STATS

	Carolina	at Denver	New York Jets	at Oakland	at Miami	New England	at Buffalo	at New Orleans	Kansas City	at Pittsburgh	Indianapolis	Atlanta	Oakland	at Kansas City	at Tampa Bay	Denver
POINTS	26	39	29	18	17	10	23	37	19	11	23	22	7	21	24	21
1st Qtr	0	7	7	5	3	0	3	3	7	0	3	6	0	7	7	6
2nd Qtr	9	24	7	10	14	3	10	20	6	5	7	9	7	7	3	0
3rd Qtr	7	0	0	0	0	0	7	7	0	3	7	0	0	7	14	7
4th Qtr	10	8	15	3	0	7	3	7	6	3	6	7	0	0	0	8
Overtime	0	0	0	0	0	0	0	0	0	0	0	0	0	0	0	0
TDs (Ru-P-Ret)	0-1-1	1-4-0	0-3-1	0-1-0	1-1-0	1-0-0	1-1-0	2-3-0	0-3-0	0-0-0	0-2-0	0-2-0	0-0-1	1-2-0	2-1-0	2-1-0
PATs (M/A)	2-2	4-4	2-2	1-1	2-2	1-1	2-2	4-5	1-1	0-0	2-2	2-2	1-1	3-3	3-3	1-2
2PT Convs (M/A)	0-0	1-1	0-2	0-0	0-0	0-0	0-0	0-0	0-2	0-0	0-0	0-0	0-0	0-0	0-0	1-1
FGs (M/A)	4-4	1-1	1-1	3-4	1-2	1-2	3-4	1-1	0-0	3-4	3-3	2-2	0-0	0-2	1-1	0-0
Safeties	0	0	0	1	0	0	0	0	0	1	0	1	0	0	0	0
FIRST DOWNS	20	34	21	15	23	18	22	28	19	24	19	20	9	22	20	25
Rushing	7	9	2	1	11	10	7	6	5	8	3	9	1	7	9	3
Passing	12	20	17	11	11	8	15	16	13	16	14	10	8	12	10	20
Penalty	1	5	2	3	1	0	0	6	1	0	2	1	0	3	1	2
3rd Down Conv	5-15	4-10	1-8	3-15	7-14	5-14	6-13	4-11	7-14	7-14	10-17	8-16	2-12	6-12	6-14	3-8
3rd Down Pct	.333	.400	.125	.200	.500	.357	.462	.364	.500	.500	.588	.500	.167	.500	.429	.375
4th Down Conv	1-2	1-1	2-3	0-1	1-1	0-1	0-0	2-3	1-1	0-1	2-2	1-2	0-1	0-0	1-2	1-3
4th Down Pct	.500	1.000	.667	.000	1.000	.000	.000	.667	1.000	.000	1.000	.500	.000	.000	.500	.333
Red Zone Conv	1-4	5-6	3-6	0-3	2-2	1-3	2-4	4-5	1-1	0-3	2-3	2-4	0-0	3-5	2-2	0-2
Red Zone Pct	.250	.833	.500	.000	1.000	.333	.500	.800	1.000	.000	.667	.500	.000	.600	1.000	.000
Goal to Go Conv	0-2	4-4	2-4	0-2	1-1	1-2	1-2	3-4	1-1	0-3	1-2	1-2	0-0	3-4	1-1	0-0
Goal to Go Pct	.000	1.000	.500	.000	1.000	.500	.500	.750	1.000	.000	.500	.500	.000	.750	1.000	.000
TOTAL NET YARDS	388	486	308	323	390	299	370	409	339	410	341	348	163	277	342	406
Total Off. Plays	71	75	63	66	70	68	62	67	60	73	68	66	49	60	64	59
Avg. Gain Per Play	5.5	6.5	4.9	4.9	5.6	4.4	6.0	6.1	5.7	5.6	5.0	5.3	3.3	4.6	5.3	6.9
NET YARDS RUSHING	142	145	41	72	167	106	109	70	76	124	91	141	54	102	111	90
Total Rushing Plays	29	24	13	23	39	26	32	26	18	28	23	43	16	31	27	10
Avg. Gain Per Rush	4.9	6.0	3.2	3.1	4.3	4.1	3.4	2.7	4.2	4.4	4.0	3.3	3.4	3.3	4.1	9.0
NET YARDS PASSING	246	341	267	251	223	193	261	339	263	286	250	207	109	175	231	316
Times Sacked	1	1	3	6	2	4	0	0	1	4	1	0	3	0	2	0
Yards Lost on Sacks	1	9	30	26	5	10	0	0	3	22	5	0	20	0	1	0
Gross Yards Passing	247	350	297	277	228	203	261	339	266	308	255	207	129	175	232	316
Pass Attempts	41	50	47	37	29	38	30	41	41	41	44	23	30	29	35	49
Pass Completions	23	36	33	22	22	22	25	30	27	31	32	17	17	20	21	33
Completion Pct	.561	.720	.702	.595	.759	.579	.833	.732	.659	.756	.727	.739	.567	.690	.600	.674
Avg. Gain Per Pass	5.9	6.7	5.3	5.8	7.2	4.6	8.7	8.3	6.3	6.4	5.6	9.0	3.3	6.0	6.2	6.4
Interceptions	0	1	3	1	0	1	0	0	0	0	1	0	3	1	2	2
FUMBLES / FUM. LOST	1-1	2-0	2-1	1-1	2-1	2-0	0-0	2-0	0-0	0-0	0-0	3-3	1-1	0-0	1-1	1-0
PENALTIES	6	7	2	8	1	6	5	6	3	13	3	2	6	4	2	4
Penalty Yards	29	67	5	64	5	73	35	60	16	115	15	20	70	30	25	79
PUNTS	3	3	2	6	4	5	2	3	6	4	3	2	7	5	3	2
Gross Punting Avg.	48.0	53.7	38.0	50.3	46.8	42.4	52.5	42.0	40.7	31.0	40.3	53.0	46.9	36.4	43.7	42.0
Touchbacks	0	1	0	0	1	0	0	0	0	0	0	0	0	0	0	0
Inside 20	2	1	2	2	1	2	0	1	4	1	3	1	3	1	1	0
Punts Blocked	0	0	0	0	0	0	0	0	0	0	0	0	0	0	0	0
Net Punting Avg.	44.0	42.0	38.0	47.3	33.3	32.4	44.5	35.3	41.0	30.8	39.0	47.0	43.4	35.6	28.7	34.0
PUNT RETURNS	3	1	0	3	4	0	1	0	1	0	1	2	3	2	2	0
Punt Return Yards	16	6	0	34	32	0	5	0	-1	0	3	32	3	0	16	0
Punt Return Avg.	5.3	6.0	0.0	11.3	8.0	0.0	5.0	0.0	-1.0	0.0	3.0	16.0	1.0	0.0	8.0	0.0
Fair Catches	1	0	0	0	1	1	0	2	0	2	2	1	2	0	0	0
KICKOFF RETURNS	5	2	9	6	3	7	3	6	4	4	5	5	7	4	7	9
Kickoff Return Yards	99	48	291	129	49	150	58	113	105	68	107	87	189	74	205	171
Kickoff Return Avg.	19.8	24.0	32.3	21.5	16.3	21.4	19.3	18.8	26.3	17.0	21.4	17.4	27.0	18.5	29.3	19.0
TIME OF POSSESSION	32:02	34:00	27:40	30:18	36:41	31:34	35:29	30:50	25:10	36:31	31:40	34:58	25:47	32:09	29:09	23:53



2008 IN REVIEW



2008 MISCELLANEOUS STATS

Red-Zone	Totals	Scores	TD	FG	Missed FG	INT	Fum	Downs	Half/Game	Points	TD%
San Diego	52	46	29	17	1	0	1	2	2	254	.558
Opponents	37	28	20	8	2	1	4	2	0	165	.541

San Diego*	7	7	3	4	0	0	0	0	0	30	.429
Opponents*	10	6	4	2	2	0	1	1	0	34	.400

Goal to Go	Totals	Scores	TD	FG	Missed FG	INT	Fum	Downs	Half/Game	Points
San Diego	29	25	17	8	0	0	1	1	2	143
Opponents	22	19	16	3	0	0	2	1	0	122

San Diego*	4	4	2	2	0	0	0	0	0	20
Opponents*	5	3	3	0	0	1	0	0	1	21

Plus Territory	Totals	Scores	TD	FG	Missed FG	INT	Fum	Downs	Half/Game	Punt	Points
San Diego	34	20	10	10	2	2	2	0	2	6	100
Opponents	27	16	12	4	2	3	1	1	2	2	96

San Diego*	5	2	0	2	0	1	0	0	2	0	6
Opponents*	2	2	2	0	0	0	0	0	0	0	14

Kickoff Analysis	Totals	Ret.	TB	EZ	Onside	OB	Total Yards	Avg. Kick	Ret. Yds	Net Kickoff
San Diego	83	74	7	17	1	1	5,107	63.0	1,564	43.7
Opponents	64	48	12	29	1	2	4,100	67.2	1,227	47.1

San Diego*	14	14	0	2	0	0	865	61.8	292	40.9
Opponents*	11	10	1	6	0	0	763	69.4	227	48.7

Avg. Starting Field Position	Total Drives	Cumulative Starting Yard Lines	Average Field Position
San Diego	191	6,080	31.8
Opponents	185	5,476	29.6
San Diego*	32	903	28.2
Opponents*	32	899	28.1

* Playoff Totals

2008 IN REVIEW

GREATEST COMEBACK WINS

Date	Opponent	Trailed by:	Final Score
Nov. 12, 2006	at Cincinnati	21 in third quarter (7-28)	49-41
Dec. 14, 2008	at Kansas City	18 in third quarter (3-21)	22-21
Sept. 4, 1994	at Denver	18 in second quarter (6-24)	37-34
Nov. 22, 1998	Kansas City	17 in fourth quarter (17-34)	38-37
Nov. 19, 2006	at Denver	17 in third quarter (7-24)	35-27
Jan. 8, 1995	Miami	15 in third quarter (6-21)	22-21
Dec. 9, 2007	at Tennessee	14 in fourth quarter (3-17)	23-17 (OT)
Nov. 18, 1984	Miami	14 in fourth quarter (14-28)	34-28 (OT)
Nov. 13, 1994	at Kansas City	13 in third quarter (0-13)	14-13
Dec. 17, 1989	at Kansas City	13 in second quarter (0-13)	20-13
Nov. 8, 1987	at Indianapolis	13 in third quarter (0-13)	16-13
Sept. 10, 1960	Dallas Texans	13 in fourth quarter (7-20)	21-20



2008 PARTICIPATION CHART

Month	7	14	22	28	5	12	19	26	9	16	23	30	6	14	21	28	3* 11**	(playoffs not included in totals)				
Day																			Career	Consec.	Injury	2008
Location	vs.	at	vs.	at	vs.	at	vs.	at	vs.	at	vs.	at	vs.	at	vs.	at	vs.	at	G-S	G-S	DNP	G-S
Opponent	Car	Den	NYJ	Oak	Mia	NE	Buf	NO	KC	Pit	Ind	Atl	Oak	KC	TB	Den	Ind	Pit				
Applewhite	ps	sub	sub	sub	sub	sub	sub	sub	sub	sub	sub	ina	sub	sub	sub	sub	sub	sub	14-0	4-0	0	14-0
Bakhtiari	nor	ps	ps	nor	nor	nor	nor	nor	nor	nor	nor	nor	nor	nor	nor	nor	nor	nor	0-0	0-0	0	0-0
Banks	ps	ps	ps	ps	ps	ps	ps	ps	ps	ps	ps	ps	ps	ps	ps	ps	ps	ps	0-0	0-0	0	0-0
Battle	ps	ps	ps	ps	ps	ps	ps	ps	ps	sub	ps	nor	nor	nor	nor	nor	nor	nor	1-0	0-0	0	1-0
Bennett*	nor	nor	nor	nor	nor	nor	nor	nor	nor	ina	ina	ina	ina	ina	ina	ina	sub	sub	94-50	0-0	0	5-0
Bingham	sub	sub	sub	sub	sub	sub	sub	sub	sub	sub	sub	sub	sub	sub	sub	sub	sub	sub	49-2	49-0	0	16-0
Binn	sub	sub	sub	sub	sub	sub	sub	sub	sub	sub	sub	sub	sub	sub	sub	sub	sub	sub	239-0	162-0	0	16-0
Buckley	ps	ps	ps	ps	ps	ps	ps	ps	ps	ps	ps	ps	ps	ps	ps	ps	ps	ps	0-0	0-0	0	0-0
Cason	sub	sub	sub	sub	sub	sub	sub	sub	sub	sub	sub	CB	sub	sub	CB	CB	sub	CB	16-3	16-0	0	16-3
Castillo	DE	DE	DE	DE	DE	DE	DE	DE	DE	DE	ina	DE	DE	DE	DE	DE	DE	DE	51-48	5-5	1	15-15
Cesaire	sub	sub	sub	sub	sub	sub	sub	sub	sub	sub	DE	sub	sub	sub	DE	sub	sub	sub	84-35	84-0	0	16-2
Chambers	sub	WR	WR	WR	WR	ina	ina	WR	sub	WR	sub	WR	sub	WR	WR	sub	sub	sub	124-106	9-0	2	14-9
Chandler	IR	IR	IR	IR	IR	IR	IR	IR	IR	IR	IR	IR	IR	IR	IR	IR	IR	IR	1-0	0-0	16	0-0
Clark	dnp	dnp	ina	ina	ina	ina	ina	ina	ina	nor	ina	ina	ina	ina	ina	ina	ina	ina	0-0	0-0	0	0-0
Clary	RT	RT	RT	RT	RT	RT	RT	RT	RT	RT	RT	RT	RT	RT	RT	RT	RT	RT	32-22	32-21	0	16-16
Coleman	ps	ps	ps	ps	ps	ps	ps	ps	ps	ps	ps	ps	ps	ps	ps	ps	ps	ps	0-0	0-0	0	0-0
Cooper	sus	sus	sus	sus	ILB	ILB	ILB	ILB	ILB	ILB	ILB	ILB	ILB	ILB	ILB	ILB	ILB	ILB	92-36	12-12	0	12-12
Cromartie	CB	CB	CB	CB	CB	CB	CB	CB	sub	CB	CB	CB	CB	CB	CB	CB	CB	CB	48-23	48-7	0	16-15
Davis	ina	sub	sub	sub	sub	dnp	ina	ina	ina	ina	IR	IR	IR	IR	IR	IR	IR	18-1	0-0	10	4-0	
Dielman	LG	LG	LG	LG	LG	LG	LG	LG	LG	LG	LG	ina	LG	LG	LG	LG	LG	LG	83-60	4-4	1	15-15
Dobbins	sub	sub	sub	sub	sub	ILB	ILB	ILB	ILB	ILB	sub	ILB	sub	sub	ILB	ILB	ILB	ILB	48-8	48-1	0	16-8
Dombrowski	ps	ps	ps	ps	ps	ps	ps	ps	ps	ps	ps	ps	ps	ps	ps	ps	ps	ps	0-0	0-0	0	0-0
Floyd	sub	sub	sub	sub	ina	WR	sub	sub	WR	sub	sub	sub	sub	sub	ina	ina	ina	sub	35-5	0-0	2	13-2
Forney	dnp	ina	ina	ina	dnp	ina	ina	ina	ina	ina	dnp	ina	ina	ina	ina	ina	ina	ina	95-88	0-0	0	0-0
Gates	TE	TE	TE	TE	TE	TE	TE	TE	TE	TE	TE	TE	TE	TE	TE	TE	TE	TE	93-89	63-63	0	16-16
Grennan	ps	ps	ps	ps	ps	ps	ps	ps	ps	ps	sub	IR	IR	IR	IR	IR	IR	IR	1-0	0-0	5	1-0
Goff	RG	RG	RG	RG	RG	RG	RG	RG	RG	RG	RG	RG	RG	RG	RG	RG	RG	RG	163-147	106-106	0	16-16
Gordon	sub	sub	sub	sub	sub	sub	sub	sub	CB	ina	ina	sub	sub	sub	sub	sub	sub	sub	30-1	5-0	0	14-1
Gregory	sub	sub	sub	sub	sub	sub	sub	sub	sub	sub	sub	SS	SS	SS	SS	sub	SS	SS	45-3	6-0	0	15-3
Hardwick	ina	ina	ina	C	C	C	C	C	C	C	C	C	C	C	C	C	C	C	68-68	13-13	3	13-13
Harris	sub	sub	sub	sub	OLB	OLB	sub	sub	sub	sub	sub	sub	ina	sub	sub	sub	sub	sub	56-6	3-0	1	15-3
Hart	SS	SS	SS	SS	SS	SS	SS	SS	SS	SS	SS	SS	dnp	ina	SS	SS	SS	SS	92-45	2-2	2	14-14
Hester	sub	sub	sub	sub	sub	sub	sub	sub	sub	sub	sub	sub	FB	FB	sub	FB	sub	sub	16-3	16-1	0	16-3
Jackson, V.	WR	WR	WR	WR	WR	WR	WR	WR	WR	WR	WR	WR	WR	WR	WR	WR	WR	WR	56-39	52-36	0	16-16
Jammer	CB	CB	CB	CB	CB	CB	CB	CB	CB	CB	CB	CB	CB	CB	CB	CB	CB	CB	109-98	23-22	0	16-16
Kaeding	sub	sub	sub	sub	sub	sub	sub	sub	sub	sub	sub	sub	sub	sub	sub	sub	sub	sub	80-0	80-0	0	16-0
Key	nor	nor	nor	nor	nor	nor	nor	nor	nor	nor	ps	ps	ps	ps	ps	ps	ps	ps	0-0	0-0	0	0-0
Kirtman	ps	ps	ps	ps	ps	ps	ps	ps	ps	ps	nor	nor	nor	nor	nor	nor	nor	nor	6-0	0-0	0	0-0
Latsko	nor	nor	nor	nor	nor	ps	ps	ps	ps	ps	dnp	ina	dnp	ina	ina	ina	ina	ina	0-0	0-0	0	0-0
Mason	nor	nor	nor	nor	nor	nor	nor	nor	nor	ps	ps	ps	ps	ps	IR	IR	IR	IR	5-0	0-0	1	0-0
Manumaleuna	TE	sub	sub	sub	TE	TE	TE	sub	TE	TE	TE	TE	TE	TE	TE	TE	TE	TE	126-85	59-2	0	16-11
McKinney	ina	ina	ina	ina	nor	nor	nor	nor	nor	nor	nor	nor	nor	nor	nor	nor	nor	nor	20-2	0-0	0	0-0
McNeill	ina	ina	LT	LT	LT	LT	LT	LT	LT	LT	LT	LT	LT	LT	LT	LT	LT	LT	46-46	14-14	2	14-14
Merriman	OLB	IR	IR	IR	IR	IR	IR	IR	IR	IR	IR	IR	IR	IR	IR	IR	IR	IR	43-38	0-0	15	1-1
Mruczkowski	sub	sub	sub	sub	sub	sub	sub	sub	sub	sub	sub	LG	sub	sub	sub	sub	sub	sub	44-2	31-0	0	16-1
Naanee	sub	sub	sub	sub	sub	sub	sub	sub	sub	sub	sub	sub	sub	sub	sub	sub	sub	sub	29-0	26-0	0	16-0
Newberry	C	C	C	sub	sub	sub	sub	sub	sub	sub	sub	sub	sub	sub	sub	sub	sub	sub	120-107	29-0	0	16-3
Nwagbuo	nor	nor	nor	nor	nor	nor	nor	nor	nor	nor	nor	nor	nor	ps	ps	ps	ps	ps	0-0	0-0	0	0-0
Oliver	sub	sub	sub	ina	ina	sub	sub	sub	sub	sub	sub	ina	sub	sub	ina	sub	sub	sub	12-0	1-0	0	12-0
Olshansky	DE	DE	DE	DE	DE	DE	DE	DE	DE	DE	DE	DE	sub	sub	DE	sub	DE	DE	75-70	41-1	0	16-13
Osgood	sub	sub	sub	sub	sub	sub	sub	sub	sub	sub	sub	sub	sub	sub	sub	sub	sub	sub	92-12	48-0	0	16-0
Phillips	OLB	OLB	OLB	OLB	OLB	OLB	OLB	OLB	OLB	OLB	OLB	OLB	OLB	OLB	OLB	OLB	OLB	OLB	76-48	23-23	0	16-16
Rivers	QB	QB	QB	QB	QB	QB	QB	QB	QB	QB	QB	QB	QB	QB	QB	QB	QB	QB	52-48	49-48	0	16-16
Sciffres	sub	sub	sub	sub	sub	sub	sub	sub	sub	sub	sub	sub	sub	sub	sub	sub	sub	sub	86-0	81-0	0	16-0
Scott	nor	nor	nor	ina	ina	ina	sub	ina	ina	ina	ina	sub	sub	ina	sub	ina	ina	ina	53-33	0-0	0	4-0
Shelton	LT	LT	sub	sub	sub	sub	sub	sub	sub	sub	sub	sub	sub	sub	sub	sub	sub	sub	146-127	64-0	0	16-2
Siler	sub	sub	sub	sub	sub	sub	sub	sub	sub	sub	sub	sub	sub	sub	sub	ina	ina	sub	30-0	0-0	1	15-0
Smith	ILB	ILB	ILB	ILB	sub	ina	ina	ina	ina	nor	nor	nor	nor	nor	nor	nor	nor	nor	173-168	0-0	0	5-4
Sproles	sub	sub	sub	sub	sub	sub	sub	sub	sub	sub	sub	sub	sub	sub	sub	sub	sub	sub	46-0	19-0	0	16-0
Thomas	nor	nor	nor	nor	nor	nor	nor	nor	nor	nor	nor	nor	nor	nor	ps	ps	ps	ps	0-0	0-0	0	0-0
Tolbert	FB	FB	FB	FB	sub	sub	FB	FB	sub	FB	ina	ina	ina	sub	sub	ina	ina	ina	13-7	2-0	3	13-7
Tomlinson	RB	RB	RB	RB	RB	RB	RB	RB	RB	RB	RB	RB	RB	RB	RB	RB	RB	ina	127-127	64-64	0	16-16
Tribble	ina	ina	ina	ps	ps	ps	ps	ps	ps	ps	ps	ps	ps	ps	ps	ps	ps	ps	0-0	0-0	0	0-0
Tucker	sub	OLB	OLB	OLB	ina	ina	ina	OLB	OLB	OLB	OLB	OLB	OLB	OLB	OLB	OLB	OLB	OLB	19-12	9-9	3	13-12
Volek	dnp	dnp	dnp	dnp	dnp	dnp	dnp	dnp	dnp	dnp	dnp	dnp	dnp	dnp	dnp	dnp	dnp	dnp	30-10	0-0	0	1-0
Waters	ina	ina	ina	ina	ina	sub	sub	ina	ina	sub	sub	sub	sub	ina	ina	sub	sub	ina	7-0	1-0	2	7-0
Weddle	FS	FS	FS	FS	FS	FS	FS	FS	FS	FS	FS	FS	FS	FS	FS	FS	FS	FS	31-16	22-16	0	16-16
Whitehurst	ina	ina	ina	ina	ina	ina	ina	ina	ina	ina	ina	ina	ina	ina	ina	ina	ina	ina	2-0	0-0	0	0-0
Wilhelm	ILB	ILB	ILB	ILB	sub	sub	sub	sub	sub	sub	ILB	sub	sub	ILB	sub	sub	sub	sub	71-21	28-0	0	16-7
Williams	DT	DT	DT	DT	DT	DT	DT	DT	DT	DT	DT	DT	DT	DT	sub	DT	DT	DT	146-121	16-1	0	16-15
Wilson	ina	ina	ina	ina	ina	ina	ina	ina	ina	ina	ina	ina	ina	sub	sub	sub	TE	TE	52-23	3-0	0	3-0

* Bennett played in five games with Tampa Bay in 2008

*AFC Wild Card Playoffs **AFC Divisional Playoffs

Capital letters denote starter and position.

dnp — Did not play

ps — Practice Squad

ina — Inactive

nor — Not on Roster

ir — Injured reserve

sub — Substitute



2008 IN REVIEW



2008 GAME SUMMARIES

Carolina Panthers 26, San Diego Chargers 24 Sunday, September 7, 2008 - Qualcomm Stadium (San Diego, CA)

The Panthers outgained the Chargers in total yards in the first quarter, 150-67, but the score is 0-0. Carolina had a chance to score early but their second drive of the game stalled on downs at the Chargers' one-yard line. In the second quarter, the Chargers score their first touchdown of the season on a 44-yard touchdown pass from Philip Rivers to Chris Chambers, but the Panthers kick three field goals to lead at the half, 9-7. In the third quarter, the Chargers score on a 27-yard field goal to take the lead at 10-9 but at the end of the quarter, Gates is stripped of the football after making a third-down catch for first-down yardage

and the Panthers' Chris Gamble returns it 31 yards for a touchdown and a 16-10 lead. The Chargers rally from a 19-10 deficit to take a 24-19 lead with 2:27 left in the fourth quarter. They drive 80 yards in six plays to score on a 24-yard TD pass from Rivers to Gates and after a turnover they score again on a five-yard pass from Rivers to Vincent Jackson to take the lead. But the Panthers put together an 11-play, 68-yard drive over the final 2:27 and score the game-winning touchdown on a 14-yard pass from Jake Delhomme to tight end Dante Rosario with no time left on the clock.



Score by Quarters

	Q1	Q2	Q3	Q4	Total
Carolina Panthers	0	9	7	10	26
San Diego Chargers	0	7	3	14	24

Panthers	2	12:35	Kasay 44 yd field goal [10-58, 4:57]		
Chargers	2	9:34	Chambers 44 yd pass from Rivers (Kaeding kick) [6-80, 3:01]		
Panthers	2	4:23	Kasay 33 yd field goal [11-56, 5:11]		
Panthers	2	0:08	Kasay 30 yd field goal [11-55, 2:45]		
Chargers	3	5:10	Kaeding 27 yd field goal [12-51, 7:10]		
Panthers	3	1:29	Gamble 31 yd fumble return (Kasay kick)		
Panthers	4	10:09	Kasay 49 yd field goal [7-16, 4:34]		
Chargers	4	6:45	Gates 24 yd pass from Rivers (Kaeding kick) [6-80, 3:24]		
Chargers	4	2:27	Jackson 5 yd pass from Rivers (Kaeding kick) [6-28, 2:29]		
Panthers	4	0:00	Rosario 14 yd pass from Delhomme (Kasay kick) [11-68, 2:27]		

Attendance — 67,115

Team Statistics

	Carolina	Chargers
TOTAL FIRST DOWNS	20	17
By Rushing	7	6
By Passing	12	10
By Penalty	1	1
THIRD DOWN EFFICIENCY	5-15-33%	4-12-33%
FOURTH DOWN EFFICIENCY	1-2-50%	1-1-100%
TOTAL NET YARDS	388	316
Total Offensive Plays	71	55
Average gain per offensive play	5.5	5.7
NET YARDS RUSHING	142	105
Total Rushing Plays	29	27
Average gain per rushing play	4.9	3.9
Tackles for a loss-number and yards	3-5	0-0
NET YARDS PASSING	246	211
Sacked - yards lost	1-1	1-6
Gross yards passing	247	217
ATT-COMP-INT	41-23-0	27-17-0
Avg gain per pass play	5.9	7.5
KICKOFFS-In EZ-TB	6-6-4	5-0-0
PUNTS No. and Average	3-48.0	5-47.6

Had Blocked	0	0
FGs - PATs Had Blocked	0-0	0-0
Net Punting Average	44.0	40.4
TOTAL RETURN YARDAGE	115	73
No. and Yards Punt Returns	3-16	1-12
No. and Yards Kickoff Returns	5-99	2-61
No. and Yards Interception Returns	0-0	0-0
PENALTIES Number and Yards	6-29	2-12
FUMBLES Number and Lost	2-1	1-1
TOUCHDOWNS	2	3
Rushing	0	0
Passing	1	3
Fumbles	1	0
EXTRA POINTS Made-Attempts	2-2	3-3
Kicking Made-Attempts	2-2	3-3
FIELD GOALS Made-Attempts	4-4	1-1
RED ZONE EFFICIENCY	1-4-25%	1-2-50%
GOAL TO GO EFFICIENCY	0-2-0%	1-1-100%
SAFETIES	0	0
FINAL SCORE	26	24
TIME OF POSSESSION	32:02	27:58

2008 IN REVIEW

CAROLINA

Rushing	Att.	Yds.	Avg.	Long	TD			
Williams	18	86	4.8	11	0			
Stewart	10	53	5.3	15	0			
Hoover	1	3	3.0	3	0			
Passing	Att.	Comp.	Yds.	S-L	TD	Lg.	Int.	Rtng.
Delhomme	41	23	247	1-1	1	37	0	82.1
Receiving	No.	Yds.	Avg.	Long	TD			
Rosario	7	96	13.7	24	1			
Muhammad	6	56	9.3	15	0			
Hackett	5	48	9.6	37	0			
Jarrett	2	36	18.0	25	0			
Williams	1	4	4.0	4	0			
King	1	4	4.0	4	0			
Goings	1	3	3.0	3	0			
Interceptions	Att.	Yds.	Avg.	Long	TD			
None								
Punting	No.	Yds.	Avg.	Net	TB	I-20	Long	
Baker	3	144	48.0	44.0	0	2	49	
Punt Returns	No.	Yds.	Avg.	FC	Long	TD		
Jones	2	16	8.0	1	10	0		
Salley	1	0	0.0	0	0	0		
Kickoff Returns	Att.	Yds.	Avg.	Long	TD			
Stewart	4	84	21.0	27	0			
Bridges	1	15	15.0	15	0			

CHARGERS

Rushing	Att.	Yds.	Avg.	Long	TD			
Tomlinson	21	97	4.6	14	0			
Tolbert	3	6	2.0	6	0			
Sproles	2	3	1.5	2	0			
Rivers	1	-1	-1.0	-1	0			
Passing	Att.	Comp.	Yds.	S-L	TD	Lg.	Int.	Rtng.
Rivers	27	17	217	1-6	3	44	0	125.1
Receiving	No.	Yds.	Avg.	Long	TD			
Gates	4	61	15.3	24t	1			
Jackson	3	47	15.7	25	1			
Tolbert	3	35	11.7	16	0			
Tomlinson	3	15	5.0	9	0			
Manumaleuna	3	15	5.0	6	0			
Chambers	1	44	44.0	44t	1			
Interceptions	Att.	Yds.	Avg.	Long	TD			
None								
Punting	No.	Yds.	Avg.	Net	TB	I-20	Long	
Schiffers	5	238	47.6	40.4	1	2	63	
Punt Returns	No.	Yds.	Avg.	FC	Long	TD		
Sproles	1	12	12.0	2	12	0		
Kickoff Returns	Att.	Yds.	Avg.	Long	TD			
Sproles	2	61	30.5	41	0			



Denver Broncos 39, San Diego Chargers 38 Sunday, September 14, 2008 - Invesco Field (Denver, CO)

The highlights of the first half include a team-record-tying 103-yard kickoff return for a touchdown by Darren Sproles and a 48-yard touchdown catch by Chris Chambers, but Denver leads 31-17 at the half. The Chargers open the third quarter with an injured LaDainian Tomlinson (toe) on the sideline, but outscore the Broncos 10-0, including a 15-yard TD catch by Chambers. After giving up 329 yards of total offense in the first half, San Diego's defense allows only 10 yards in the third quarter. In the fourth quarter, fans witness one of the most exciting 15 minutes in the series' history. The Chargers score on a 66-yard catch-and-run by Sproles with 4:22 left in the quarter and add a two-point conversion to erase an 18-point deficit and take a 38-31 lead. That lead-taking drive was made possible by an interception in the end zone

on a third-and-goal play by rookie Antoine Cason. It was his first-career interception and ended a 14-play Denver drive. Just moments later, the Chargers appeared to have clinched a victory when Tim Dobbins fell on an apparent fumble by Broncos quarterback Jay Cutler, but an inadvertent whistle by referee Ed Hochuli blew the play dead as an incomplete pass and the Broncos retained possession. Two plays later, Cutler threw a touchdown pass followed by a two-point conversion to Eddie Royal and the Broncos escaped with the win, 39-38. The NFL has since changed the ruling on such plays, instituting the "Hochuli Rule," in which a team can challenge an inadvertent whistle should a similar situation occur in the future.

Score by Quarters	Q1	Q2	Q3	Q4	Total
San Diego Chargers	3	14	10	11	38
Denver Broncos	7	24	0	8	39

Broncos	1	8:41	M.Pittman 1 yd. run (M.Prater kick) [5-29, 2:39]
Chargers	1	3:47	N.Kaeding 34 yd. Field Goal [10-66, 4:54]
Broncos	2	13:48	T.Scheffler 3 yd. pass from J.Cutler (M.Prater kick) [12-80, 4:59]
Broncos	2	10:42	T.Scheffler 14 yd. pass from J.Cutler (M.Prater kick) [2-48, 0:33]
Chargers	2	10:28	D.Sproles 103 yd. kickoff return (N.Kaeding kick) [0-0, 0:14]
Broncos	2	5:53	M.Prater 52 yd. Field Goal [8-46, 4:35]
Chargers	2	2:25	C.Chambers 48 yd. pass from PRivers (N.Kaeding kick) [6-80, 3:28]
Broncos	2	0:02	B.Marshall 6 yd. pass from J.Cutler (M.Prater kick) [11-80, 2:23]
Chargers	3	10:44	C.Chambers 15 yd. pass from PRivers (N.Kaeding kick) [8-59, 4:16]
Chargers	3	7:29	N.Kaeding 21 yd. Field Goal [6-75, 2:01]
Chargers	4	14:08	N.Kaeding 28 yd. Field Goal [14-71, 6:15]
Chargers	4	4:22	D.Sproles 66 yd. pass from PRivers (PRivers-L.Naanee pass) [3-91, 1:07]
Broncos	4	0:24	E.Royal 4 yd. pass from J.Cutler (J.Cutler-E.Royal pass) [12-80, 3:58]

Attendance — 75,915



Team Statistics	Chargers	Denver
TOTAL FIRST DOWNS	19	34
By Rushing	2	9
By Passing	14	20
By Penalty	3	5
THIRD DOWN EFFICIENCY	6-10-60%	4-10-40%
FOURTH DOWN EFFICIENCY	0-0-0%	1-1-100%
TOTAL NET YARDS	456	486
Total Offensive Plays	52	75
Average gain per offensive play	8.8	6.5
NET YARDS RUSHING	80	145
Total Rushing Plays	18	24
Average gain per rushing play	4.4	6.0
Tackles for a loss-number and yards	3-5	3-7
NET YARDS PASSING	376	341
Sacked - yards lost	1-1	1-9
Gross yards passing	377	350
ATT-COMP-INT	33-21-1	50-36-1
Avg gain per pass play	11.1	6.7
KICKOFFS-In EZ-TB	8-8-6	7-6-1
PUNTS No. and Average	1-52.0	3-53.7

Had Blocked	0	0
FGs - PATs Had Blocked	0-0	0-0
Net Punting Average	46.0	42.0
TOTAL RETURN YARDAGE	237	54
No. and Yards Punt Returns	2-15	1-6
No. and Yards Kickoff Returns	6-212	2-48
No. and Yards Interception Returns	1-10	1-0
PENALTIES Number and Yards	8-60	7-67
FUMBLES Number and Lost	1-0	2-0
TOUCHDOWNS	4	5
Rushing	0	1
Passing	3	4
Kickoff Returns	1	0
EXTRA POINTS Made-Attempts	4-4	5-5
Kicking Made-Attempts	3-3	4-4
Passing Made-Attempts	1-1	1-1
FIELD GOALS Made-Attempts	3-3	1-1
RED ZONE EFFICIENCY	1-4-25%	5-6-83%
GOAL TO GO EFFICIENCY	0-1-0%	4-4-100%
SAFETIES	0	0
FINAL SCORE	38	39
TIME OF POSSESSION	26:00	34:00

CHARGERS						
Rushing	Att.	Yds.	Avg.	Long	TD	
Sproles	7	53	7.6	18	0	
Tomlinson	10	26	2.6	6	0	
Tolbert	1	1	1.0	1	0	
Passing	Att.	Comp.	Yds.	S-L	TD	Lg. Int. Rtg.
Rivers	33	21	377	1-1	3	67 1 120.4
Receiving	No.	Yds.	Avg.	Long	TD	
Jackson	6	73	12.2	21	0	
Chambers	4	83	20.8	48t	2	
Gates	4	61	15.3	25	0	
Sproles	2	72	36.0	66t	1	
Tolbert	2	68	34.0	67	0	
Tomlinson	2	14	7.0	16	0	
Naanee	1	6	6.0	6	0	
Interceptions	Att.	Yds.	Avg.	Long	TD	
Cason	1	10	10.0	10	0	
Punting	No.	Yds.	Avg.	Net	TB	I-20 Long
Scifres	1	52	52.0	46.0	0	0 52
Punt Returns	No.	Yds.	Avg.	FC	Long	TD
Davis	2	15	7.5	0	10	0
Kickoff Returns	Att.	Yds.	Avg.	Long	TD	
Sproles	5	192	38.4	103t	1	
Hester	1	20	20.0	20	0	

DENVER						
Rushing	Att.	Yds.	Avg.	Long	TD	
Young	8	78	9.8	49	0	
Hall	7	31	4.4	10	0	
Pittman	7	30	4.3	13	1	
Cutler	2	6	3.0	4	0	
Passing	Att.	Comp.	Yds.	S-L	TD	Lg. Int. Rtg.
Cutler	50	36	350	1-9	4	34 1 109.6
Receiving	No.	Yds.	Avg.	Long	TD	
Marshall	18	166	9.2	34	1	
Scheffler	6	64	10.7	24	2	
Royal	5	37	7.4	13	1	
Stokley	3	47	15.7	20	0	
Graham	2	22	11.0	13	0	
Young	1	8	8.0	8	0	
Jackson	1	6	6.0	6	0	
Interceptions	Att.	Yds.	Avg.	Long	TD	
Bailey	1	0	0.0	0	0	
Punting	No.	Yds.	Avg.	Net	TB	I-20 Long
Kern	3	161	53.7	42.0	1	1 64
Punt Returns	No.	Yds.	Avg.	FC	Long	TD
Royal	1	6	6.0	0	6	0
Kickoff Returns	Att.	Yds.	Avg.	Long	TD	
Hall	2	48	24.0	26	0	

2008 IN REVIEW

San Diego Chargers 48, New York Jets 29 Monday, September 22, 2008 - Qualcomm Stadium (San Diego, CA)

On ESPN's Monday Night Football, the Chargers earned their first win of the season with a 48-29 decision before a record crowd of 68,922 at Qualcomm Stadium. The Chargers outscored the Jets in the first quarter with a field goal and a one-yard touchdown catch by Mike Tolbert. The Jets scored their lone touchdown on a 25-yard interception return for a touchdown by David Barrett on Philip Rivers' first pass of the night. The Chargers seized control of the game in the second quarter, scoring 21 points to take a 31-14 lead at the half. The Bolts scored on a 52-yard interception return by Antonio Cromartie on a spectacular play in which he broke up a pass intended for Jerricho Cotchery and tipped it to himself. That score was followed by a 27-yard touchdown catch by Chris Chambers and a six-yard TD catch by Antonio Gates. The Jets scored their lone touchdown on a three-yard catch by Laveranues Coles, which was set up

by a 94-yard kickoff return by Leon Washington. After combining for 45 points in the first half, the scoring slowed dramatically as the Chargers score the only points of the third quarter on a two-yard touchdown run by LaDainian Tomlinson, his first of the season, and San Diego lead 38-14 after three quarters. The fourth quarter turned into scoring-palooza as the teams combined for 25 points. The Bolts' points come on another two-yard TD run by Tomlinson and a season-long 49-yard field goal by Nate Kaeding. Early in the quarter, the Jets got a touchdown on a pass from Brett Favre to Chansi Stuckey and after recovering an onside kick, a 32-yard field goal by Jay Feely. Another long kickoff return by New York, this one from Cotchery, would set up Favre's second TD pass of the quarter, a 13-yarder to tight end Dustin Keller. The Jets tried for two points following both of their fourth-quarter TDs and San Diego's defense stopped both.



Score by Quarters

Team	Q1	Q2	Q3	Q4	Total
New York Jets	7	7	0	15	29
San Diego Chargers	10	21	7	10	48

Team	Q1	Q2	Q3	Q4	Total
New York Jets	7	7	0	15	29
San Diego Chargers	10	21	7	10	48

Jets	1	11:27	D.Barrett 25 yd. interception return (J.Feely kick)		
Chargers	1	5:40	N.Kaeding 36 yd. Field Goal [12-53, 5:47]		
Chargers	1	2:03	M.Tolbert 1 yd. pass from P.Rivers (N.Kaeding kick) [5-16, 1:54]		
Chargers	2	14:48	A.Cromartie 52 yd. interception return (N.Kaeding kick)		
Jets	2	13:50	L.Coles 3 yd. pass from B.Favre (J.Feely kick) [2-5, 0:58]		
Chargers	2	11:17	C.Chambers 27 yd. pass from P.Rivers (N.Kaeding kick) [5-44, 2:33]		
Chargers	2	3:17	A.Gates 6 yd. pass from P.Rivers (N.Kaeding kick) [10-45, 5:50]		
Chargers	3	10:36	L.Tomlinson 2 yd. run (N.Kaeding kick) [7-79, 4:24]		
Jets	4	10:30	C.Stuckey 4 yd. pass from B.Favre (pass failed) [15-83, 5:28]		
Jets	4	8:21	J.Feely 32 yd. Field Goal [6-43, 2:09]		
Chargers	4	3:55	L.Tomlinson 2 yd. run (N.Kaeding kick) [7-80, 4:26]		
Jets	4	3:09	D.Keller 13 yd. pass from B.Favre (pass failed) [2-19, 0:46]		
Chargers	4	2:03	N.Kaeding 49 yd. Field Goal [4-8, 1:06]		
Attendance — 68,922					

Team Statistics

	New York Jets	Chargers
TOTAL FIRST DOWNS	21	20
By Rushing	2	8
By Passing	17	12
By Penalty	2	0
THIRD DOWN EFFICIENCY	1-8-13%	9-13-69%
FOURTH DOWN EFFICIENCY	2-3-67%	0-0-0%
TOTAL NET YARDS	308	357
Total Offensive Plays	63	60
Average gain per offensive play	4.9	6.0
NET YARDS RUSHING	41	107
Total Rushing Plays	13	35
Average gain per rushing play	3.2	3.1
Tackles for a loss-number and yards	1-1	0-0
NET YARDS PASSING	267	250
Sacked - yards lost	3-30	0-0
Gross yards passing	297	250
ATT-COMP-INT	47-33-3	25-19-1
Avg gain per pass play	5.3	10.0
KICKOFFS-In EZ-TB	6-2-1	9-0-0
PUNTS No. and Average	2-38.0	1-48.0
Had Blocked	0	0

FGs - PATs Had Blocked	0-0	0-0
Net Punting Average	38.0	48.0
TOTAL RETURN YARDAGE	316	96
No. and Yards Punt Returns	0-0	0-0
No. and Yards Kickoff Returns	9-291	3-41
No. and Yards Interception Returns	1-25	3-55
PENALTIES Number and Yards	2-5	6-37
FUMBLES Number and Lost	2-1	0-0
TOUCHDOWNS	4	6
Rushing	0	2
Passing	3	3
Interceptions	1	1
EXTRA POINTS Made-Attempts	2-4	6-6
Kicking Made-Attempts	2-2	6-6
Passing Made-Attempts	0-2	0-0
FIELD GOALS Made-Attempts	1-1	2-2
RED ZONE EFFICIENCY	3-6-50%	4-5-80%
GOAL TO GO EFFICIENCY	2-4-50%	4-4-100%
SAFETIES	0	0
FINAL SCORE	29	48
TIME OF POSSESSION	27:40	32:20

NEW YORK JETS

Rushing	Att.	Yds.	Avg.	Long	TD			
Jones	10	37	3.7	8	0			
Favre	2	5	2.5	3	0			
Washington	1	-1	-1.0	-1	0			
Passing	Att.	Comp.	Yds.	S-L	TD	Lg.	Int.	Rtng.
Favre	42	30	271	3-30	3	41	2	92.5
Clemens	5	3	26	0-0	0	11	1	34.2
Receiving	No.	Yds.	Avg.	Long	TD			
Cotchery	10	76	7.6	14	0			
Coles	6	75	12.5	41	1			
Stuckey	6	42	7.0	12	1			
Keller	4	41	10.3	14	1			
Baker	3	26	8.7	9	0			
Washington	2	20	10.0	15	0			
Jones	2	17	8.5	9	0			
Interceptions	Att.	Yds.	Avg.	Long	TD			
Barrett	1	25	25.0	25	1			
Punting	No.	Yds.	Avg.	Net	TB	I-20	Long	
Graham	2	76	38.0	38.0	0	2	40	
Punt Returns	No.	Yds.	Avg.	FC	Long	TD		
None								
Kickoff Returns	Att.	Yds.	Avg.	Long	TD			
Washington	5	198	39.6	94	0			
Cotchery	1	54	54.0	54	0			
Smith	1	26	26.0	26	0			
Bowens	1	7	7.0	7	0			
Franks	1	6	6.0	6	0			

CHARGERS

Rushing	Att.	Yds.	Avg.	Long	TD			
Tomlinson	26	67	2.6	5	2			
Sproles	5	38	7.6	21	0			
Hester	1	3	3.0	3	0			
Rivers	3	-1	-0.3	1	0			
Passing	Att.	Comp.	Yds.	S-L	TD	Lg.	Int.	Rtng.
Rivers	25	19	250	0-0	3	60	1	130.0
Receiving	No.	Yds.	Avg.	Long	TD			
Tolbert	4	17	4.3	6	1			
Jackson	3	74	24.7	60	0			
Davis	3	43	14.3	20	0			
Tomlinson	3	20	6.7	9	0			
Sproles	2	39	19.5	25	0			
Gates	2	25	12.5	19	1			
Chambers	1	27	27.0	27	1			
Manumaleuna	1	5	5.0	5	0			
Interceptions	Att.	Yds.	Avg.	Long	TD			
Cromartie	2	52	26.0	52	1			
Weddle	1	3	3.0	3	0			
Punting	No.	Yds.	Avg.	Net	TB	I-20	Long	
Scifres	1	48	48.0	48.0	0	1	48	
Punt Returns	No.	Yds.	Avg.	FC	Long	TD		
Sproles	0	0	0.0	1	0	0		
Kickoff Returns	Att.	Yds.	Avg.	Long	TD			
Sproles	2	40	20.0	22	0			
Harris	1	1	1.0	1	0			



San Diego Chargers 28, Oakland Raiders 18

Sunday, September 28, 2008 - Oakland-Alameda County Coliseum (Oakland, CA)

The Bolts got off to a slow start before a late-arriving sellout crowd at the Oakland-Alameda County Coliseum as Oakland jumped out to a 5-0 first quarter lead. The Raiders scored on a field goal and a safety after Philip Rivers jumped on a loose ball in the end zone and was tackled by a Raiders defender. The Raiders completed a first-half shutout of the Bolts by outscoring San Diego 10-0 in the second quarter. Tight end Zach Miller hauled in a 63-yard TD catch and outraced several Bolts to the end zone, and minutes later, the Raiders missed a golden opportunity to stretch out their lead and settled for a 29-yard field goal by Sebastian Janikowski. The Bolts had a chance to get their first score of the game late in the quarter, but two late sacks backed up the SD offense and Nate Kaeding's 44-yard field goal attempt was blocked. The Chargers offense finally showed some signs of life as the Bolts scored the only

points of the third quarter, scoring on a 28-yard Kaeding field goal. Late in the quarter, the Bolts started their first touchdown march after Tim Dobbins intercepted a pass that was tipped at the line by Shaun Phillips. It took the Chargers only two plays into the fourth quarter to score their first touchdown of the day and they didn't stop there as they would go on to score 25 points and outscore Oakland 25-3 in the period to close out the 28-18 win. Antonio Gates started the scoring on a nine-yard touchdown catch and then Marques Harris' sack, strip and fumble recovery against Raiders QB JaMarcus Russell set up the Chargers go-ahead touchdown, a 13-yard run by Tomlinson. Kaeding would rebound from the earlier misses to hit from 47 after Oakland had tied the game at 18-18 and then Tomlinson put the game on ice with a 41-yard TD run all but dashing the Raiders' hopes.

Score by Quarters	Q1	Q2	Q3	Q4	Total
San Diego Chargers	0	0	3	25	28
Oakland Raiders	5	10	0	3	18

Raiders	1	10:57	S.Janikowski 22 yd. Field Goal [7-48, 4:03]		
Raiders	1	7:17	PRivers tackled in end zone by Gi.Wilson for a Safety		
Raiders	2	11:22	Z.Miller 63 yd. pass from J.Russell (S.Janikowski kick) [1-63, 0:10]		
Raiders	2	5:26	S.Janikowski 28 yd. Field Goal [9-41, 4:55]		
Chargers	3	7:34	N.Kaeding 28 yd. Field Goal [13-75, 7:26]		
Chargers	4	14:12	A.Gates 9 yd. pass from PRivers (N.Kaeding kick) [8-66, 4:37]		
Chargers	4	12:47	L.Tomlinson 13 yd. run (PRivers-D.Sproles pass) [1-13, 0:02]		
Raiders	4	2:47	S.Janikowski 32 yd. Field Goal [11-49, 5:26]		
Chargers	4	1:51	N.Kaeding 47 yd. Field Goal [4-6, 0:56]		
Chargers	4	1:04	L.Tomlinson 41 yd. run (N.Kaeding kick) [2-44, 0:13]		

Attendance — 61,808



Team Statistics	Chargers	Oakland
TOTAL FIRST DOWNS	18	15
By Rushing	6	1
By Passing	9	11
By Penalty	3	3
THIRD DOWN EFFICIENCY	5-14-36%	3-15-20%
FOURTH DOWN EFFICIENCY	0-0-0%	0-1-0%
TOTAL NET YARDS	295	323
Total Offensive Plays	59	66
Average gain per offensive play	5.0	4.9
NET YARDS RUSHING	141	72
Total Rushing Plays	30	23
Average gain per rushing play	4.7	3.1
Tackles for a loss-number and yards	1-4	2-2
NET YARDS PASSING	154	251
Sacked - yards lost	4-26	6-26
Gross yards passing	180	277
ATT-COMP-INT	25-14-2	37-22-1
Avg gain per pass play	5.3	5.8
KICKOFFS-In EZ-TB	7-3-1	5-3-0
PUNTS No. and Average	4-55.5	6-50.3

Had Blocked	0	0
FGs - PATs Had Blocked	1-0	0-0
Net Punting Average	42.3	47.3
TOTAL RETURN YARDAGE	22	66
No. and Yards Punt Returns	3-18	3-33
No. and Yards Kickoff Returns	5-160	6-129
No. and Yards Interception Returns	1-4	2-33
PENALTIES Number and Yards	3-15	8-64
FUMBLES Number and Lost	2-0	1-1
TOUCHDOWNS	3	1
Rushing	2	0
Passing	1	1
EXTRA POINTS Made-Attempts	3-3	1-1
Kicking Made-Attempts	2-2	1-1
Passing Made-Attempts	1-1	0-0
FIELD GOALS Made-Attempts	2-4	3-4
RED ZONE EFFICIENCY	2-4-50%	0-3-0%
GOAL TO GO EFFICIENCY	1-1-100%	0-2-0%
SAFETIES	0	1
FINAL SCORE	28	18
TIME OF POSSESSION	29:42	30:18

CHARGERS						
Rushing						
	Att.	Yds.	Avg.	Long	TD	
Tomlinson	20	106	5.3	41t	2	
Sproles	6	12	2.0	3	0	
Rivers	3	12	4.0	9	0	
Tolbert	1	11	11.0	11	0	
Passing						
	Att.	Comp.	Yds.	S-L	TD	Rtg.
Rivers	25	14	180	4-26	1	58.8
Receiving						
	No.	Yds.	Avg.	Long	TD	
Gates	5	58	11.6	20	1	
Jackson	3	52	17.3	24	0	
Chambers	2	42	21.0	26	0	
Tomlinson	2	9	4.5	6	0	
Tolbert	1	14	14.0	14	0	
Sproles	1	5	5.0	5	0	
Interceptions						
	Att.	Yds.	Avg.	Long	TD	
Dobbins	1	4	4.0	4	0	
Punting						
	No.	Yds.	Avg.	Net	TB	I-20
Scifres	4	222	55.5	42.3	1	0
Punt Returns						
	No.	Yds.	Avg.	FC	Long	TD
Sproles	3	18	6.0	0	12	0
Kickoff Returns						
	Att.	Yds.	Avg.	Long	TD	
Sproles	5	160	32.0	67	0	

OAKLAND						
Rushing						
	Att.	Yds.	Avg.	Long	TD	
Bush	14	48	3.4	12	0	
McFadden	7	20	2.9	8	0	
Russell	2	4	2.0	3	0	
Passing						
	Att.	Comp.	Yds.	S-L	TD	Rtg.
Russell	37	22	277	6-26	1	80.6
Receiving						
	No.	Yds.	Avg.	Long	TD	
Bush	7	80	11.4	25	0	
Miller	5	95	19.0	63t	1	
Higgins	4	35	8.8	16	0	
Walker	2	34	17.0	29	0	
McFadden	2	17	8.5	10	0	
Curry	1	11	11.0	11	0	
Griffith	1	5	5.0	5	0	
Interceptions						
	Att.	Yds.	Avg.	Long	TD	
Hall	1	21	21.0	21	0	
Johnson	1	12	12.0	12	0	
Punting						
	No.	Yds.	Avg.	Net	TB	I-20
Lechler	6	302	50.3	47.3	0	2
Punt Returns						
	No.	Yds.	Avg.	FC	Long	TD
Higgins	3	33	11.0	0	16	0
Kickoff Returns						
	Att.	Yds.	Avg.	Long	TD	
Higgins	6	129	21.5	39	0	



2008 IN REVIEW



Miami Dolphins 17, San Diego Chargers 10 Sunday, October 5, 2008 - Dolphin Stadium (Miami Gardens, FL)

The Chargers played the Dolphins to a 3-3 draw in the first quarter, with the Bolts scoring on a 34-yard Nate Kaeding field goal in the first quarter and the Dolphins answering on their next series with a 47-yarder from Dan Carpenter. Miami does the only scoring in the second quarter, outscoring the Bolts 14-0 as Chad Pennington and former Charger Greg Camarillo hook up for 17 yards and Ronnie Brown runs one in from five yards out. The Chargers go three-and-out on their first two possessions and their third ends the half after three plays. After a slow start to the third quarter, the Chargers appear poised to get right back into the game after Miami misses a 42-yard field goal attempt. The Bolts score on their ensuing possession on a 17-yard pass from

Philip Rivers to Chris Chambers, who makes a tip-toe catch in the back corner of the end zone in his first game back in Miami since his trade to the Chargers from the Dolphins last October. Quickly after the TD catch, the Bolts get the ball right back when Jacob Hester forces a fumble and recovers it himself on the ensuing kickoff and the Chargers get the ball at Miami's 25-yard line. Unfortunately the Chargers aren't able to take advantage of the turnover as LaDainian Tomlinson is stopped short of the goal line on a fourth-and-one play on the first play of the fourth quarter and that was as close as the Bolts would get in a scoreless fourth quarter with the Dolphins holding on and running out the final 5:55 to prevail, 17-10.



Score by Quarters

San Diego Chargers
Miami Dolphins

	Q1	Q2	Q3	Q4	Total
Chargers	3	0	7	0	10
Dolphins	3	14	0	0	17

	Q1	Q2	Q3	Q4	Total
Chargers	1	7:42			
Dolphins	1	2:48			
Dolphins	2	5:25			
Dolphins	2	0:41			
Chargers	3	3:13			

N. Kaeding 34 yd. Field Goal [14-61, 7:18]
D. Carpenter 47 yd. Field Goal [9-44, 4:54]
G. Camarillo 17 yd. pass from C. Pennington (D. Carpenter kick) [9-65, 5:13]
R. Brown 5 yd. run (D. Carpenter kick) [11-79, 3:40]
C. Chambers 17 yd. pass from P. Rivers (N. Kaeding kick) [7-68, 2:52]

Team Statistics

	Chargers	Miami
TOTAL FIRST DOWNS	10	23
By Rushing	3	11
By Passing	7	11
By Penalty	0	1
THIRD DOWN EFFICIENCY	3-12-25%	7-14-50%
FOURTH DOWN EFFICIENCY	0-1-0%	1-1-100%
TOTAL NET YARDS	202	390
Total Offensive Plays	49	70
Average gain per offensive play	4.1	5.6
NET YARDS RUSHING	60	167
Total Rushing Plays	19	40
Average gain per rushing play	3.2	4.2
Tackles for a loss-number and yards	3-7	2-2
NET YARDS PASSING	142	223
Sacked - yards lost	2-17	1-5
Gross yards passing	159	228
ATT-COMP-INT	28-13-0	29-22-0
Avg gain per pass play	4.7	7.4
KICKOFFS -In EZ-TB	3-0-0	4-2-0
PUNTS No. and Average	6-55.8	4-46.8

Had Blocked	0	0
FGs - PATs Had Blocked	0-0	0-0
Net Punting Average	50.5	33.3
TOTAL RETURN YARDAGE	114	81
No. and Yards Punt Returns	2-34	4-32
No. and Yards Kickoff Returns	4-80	3-49
No. and Yards Interception Returns	0-0	0-0
PENALTIES Number and Yards	4-46	1-5
FUMBLES Number and Lost	0-0	2-1
TOUCHDOWNS	1	2
Rushing	0	1
Passing	1	1
EXTRA POINTS Made-Attempts	1-1	2-2
Kicking Made-Attempts	1-1	2-2
FIELD GOALS Made-Attempts	1-1	1-2
RED ZONE EFFICIENCY	1-3-33%	2-2-100%
GOAL TO GO EFFICIENCY	0-1-0%	1-1-100%
SAFETIES	0	0
FINAL SCORE	10	17
TIME OF POSSESSION	23:19	36:41

CHARGERS

Rushing	Att.	Yds.	Avg.	Long	TD
Tomlinson	12	35	2.9	11	0
Sproles	6	24	4.0	10	0
Chambers	1	1	1.0	1	0

Passing	Att.	Comp.	Yds.	S-L	TD	Lg.	Int.	Rtng.
Rivers	28	13	159	2-17	1	42	0	76.3

Receiving	No.	Yds.	Avg.	Long	TD
Tomlinson	5	22	4.4	11	0
Chambers	3	30	10.0	17t	1
Jackson	2	56	28.0	42	0
Sproles	1	23	23.0	23	0
Davis	1	16	16.0	16	0
Gates	1	12	12.0	12	0

Interceptions	Att.	Yds.	Avg.	Long	TD
None					

Punting	No.	Yds.	Avg.	Net	TB	I-20	Long
Scifres	6	335	55.8	50.5	0	3	67

Punt Returns	No.	Yds.	Avg.	FC	Long	TD
Sproles	2	34	17.0	1	21	0

Kickoff Returns	Att.	Yds.	Avg.	Long	TD
Sproles	3	71	23.7	25	0
Hester	1	9	9.0	9	0

MIAMI

Rushing	Att.	Yds.	Avg.	Long	TD
Brown	24	125	5.2	13	1
Williams	13	39	3.0	11	0
Pennington	3	3	1.0	5	0

Passing	Att.	Comp.	Yds.	S-L	TD	Lg.	Int.	Rtng.
Pennington	29	22	228	1-5	1	25	0	109.6

Receiving	No.	Yds.	Avg.	Long	TD
Ginn	7	55	7.9	14	0
Camarillo	6	68	11.3	17t	1
Fasano	3	47	15.7	20	0
Bess	3	25	8.3	24	0
Martin	1	25	25.0	25	0
Brown	1	8	8.0	8	0
Williams	1	0	0.0	0	0

Interceptions	Att.	Yds.	Avg.	Long	TD
None					

Punting	No.	Yds.	Avg.	Net	TB	I-20	Long
Fields	4	187	46.8	33.3	1	1	59

Punt Returns	No.	Yds.	Avg.	FC	Long	TD
Bess	3	21	7.0	1	10	0
Ginn	1	11	11.0	0	11	0

Kickoff Returns	Att.	Yds.	Avg.	Long	TD
Bess	3	49	16.3	19	0



San Diego Chargers 30, New England Patriots 10 Sunday, October 12, 2008 - Qualcomm Stadium (San Diego, CA)

Before a capacity crowd of 68,704 and a national-television audience on NBC's Sunday Night Football, the Chargers knock off the defending AFC Champion New England Patriots, 30-10, in a rematch of last year's AFC title game. San Diego started fast, outscoring the Patriots 10-0 in the first quarter to run their streak of consecutive regular-season games without allowing an offensive touchdown in the first quarter at home to 11 games. It was bombs away from the get-go as Philip Rivers and Vincent Jackson connected for 48 yards on the first play of the game, marking the start of a season-high 306-yard night by Rivers, who had his first-career 300-yard game at Qualcomm Stadium and threw three TD passes for the fourth time this season. The Bolts scored in the opening quarter on a 25-yard field goal by Nate Kaeding and a career-long

49-yard TD catch by Malcom Floyd. The Chargers lead grew to 17-3 at halftime as the Chargers outscored the Patriots, 7-3, in the second quarter with Stephen Gostkowski kicking a 47-yarder and Jackson adding a four-yard touchdown catch. The Chargers came out of the locker room and dominated the third quarter, outscoring the Patriots 10-0 to stretch their lead to 27-3. A defensive stand at the goal line that included four stops on fourth-and-goal at the one led to a 98-yard touchdown drive and a one-yard TD catch by Antonio Gates that gave the Chargers a 24-3 lead. That drive was highlighted by a 59-yard catch by Jackson, his second long grab of the night. The Chargers added a couple of late field goals and a late New England touchdown cut into the San Diego lead, but the Chargers held on for the win.

Score by Quarters	Q1	Q2	Q3	Q4	Total
New England Patriots	0	3	0	7	10
San Diego Chargers	10	7	10	3	30

Chargers	1	10:41	N.Kaeding 25 yd. Field Goal [10-73, 4:19]
Chargers	1	3:58	M.Floyd 49 yd. pass from P.Rivers (N.Kaeding kick) [4-62, 1:55]
Patriots	2	7:13	S.Gostkowski 47 yd. Field Goal [7-14, 3:30]
Chargers	2	1:07	V.Jackson 4 yd. pass from P.Rivers (N.Kaeding kick) [4-31, 1:15]
Chargers	3	7:07	A.Gates 1 yd. pass from P.Rivers (N.Kaeding kick) [4-98, 2:05]
Chargers	3	4:20	N.Kaeding 35 yd. Field Goal [4-9, 2:35]
Chargers	4	10:50	N.Kaeding 23 yd. Field Goal [13-77, 6:50]
Patriots	4	5:18	S.Morris 1 yd. run (S.Gostkowski kick) [8-46, 3:41]
Attendance — 68,704			



Team Statistics	New England	Chargers
TOTAL FIRST DOWNS	18	19
By Rushing	10	3
By Passing	8	13
By Penalty	0	3
THIRD DOWN EFFICIENCY	5-14-36%	3-10-30%
FOURTH DOWN EFFICIENCY	0-1-0%	0-0-0%
TOTAL NET YARDS	299	404
Total Offensive Plays	68	55
Average gain per offensive play	4.4	7.3
NET YARDS RUSHING	106	98
Total Rushing Plays	26	28
Average gain per rushing play	4.1	3.5
Tackles for a loss-number and yards	0-0	2-2
NET YARDS PASSING	193	306
Sacked - yards lost	4-10	0-0
Gross yards passing	203	306
ATT-COMP-INT	38-22-1	27-18-0
Avg gain per pass play	4.6	11.3
KICKOFFS-In EZ-TB	3-1-1	7-2-0
PUNTS No. and Average	5-42.4	3-39.3

Had Blocked	0	0
FGs - PATs Had Blocked	0-0	0-0
Net Punting Average	32.4	32.7
TOTAL RETURN YARDAGE	150	93
No. and Yards Punt Returns	0-0	2-50
No. and Yards Kickoff Returns	7-150	2-41
No. and Yards Interception Returns	0-0	1-2
PENALTIES Number and Yards	6-73	3-20
FUMBLES Number and Lost	1-0	1-1
TOUCHDOWNS	1	3
Rushing	1	0
Passing	0	3
EXTRA POINTS Made-Attempts	1-1	3-3
Kicking Made-Attempts	1-1	3-3
FIELD GOALS Made-Attempts	1-2	3-4
RED ZONE EFFICIENCY	1-3-33%	2-5-40%
GOAL TO GO EFFICIENCY	1-2-50%	1-3-33%
SAFETIES	0	0
FINAL SCORE	10	30
TIME OF POSSESSION	31:34	28:26

NEW ENGLAND						
Rushing	Att.	Yds.	Avg.	Long	TD	
Faulk	8	48	6.0	13	0	
Cassel	7	29	4.1	9	0	
Morris	10	26	2.6	7	1	
Evans	1	3	3.0	3	0	
Passing	Att.	Comp.	Yds.	S-L	TD	Rtng.
Cassel	38	22	203	4-10	0	61.6
Receiving	No.	Yds.	Avg.	Long	TD	
Welker	9	73	8.1	15	0	
Morris	4	49	12.3	28	0	
Faulk	3	29	9.7	17	0	
Moss	3	26	8.7	15	0	
Thomas	1	13	13.0	13	0	
Green-Ellis	1	9	9.0	9	0	
Gaffney	1	4	4.0	4	0	
Interceptions	Att.	Yds.	Avg.	Long	TD	
None						
Punting	No.	Yds.	Avg.	Net	TB	I-20
Hanson	5	212	42.4	32.4	0	2
Punt Returns	No.	Yds.	Avg.	FC	Long	TD
Faulk	0	0	0.0	1	0	0
Kickoff Returns	Att.	Yds.	Avg.	Long	TD	
Hobbs	4	79	19.8	21	0	
M.Slater	3	71	23.7	31	0	

CHARGERS						
Rushing	Att.	Yds.	Avg.	Long	TD	
Tomlinson	20	74	3.7	27	0	
Tolbert	5	15	3.0	4	0	
Sproles	2	9	4.5	9	0	
Hester	1	0	0.0	0	0	
Passing	Att.	Comp.	Yds.	S-L	TD	Rtng.
Rivers	27	18	306	0-0	3	141.9
Receiving	No.	Yds.	Avg.	Long	TD	
Jackson	5	134	26.8	59	1	
Gates	4	35	8.8	22	1	
Floyd	3	75	25.0	49t	1	
Tomlinson	3	44	14.7	28	0	
Sproles	1	8	8.0	8	0	
Naanee	1	6	6.0	6	0	
Manumaleuna	1	4	4.0	4	0	
Interceptions	Att.	Yds.	Avg.	Long	TD	
Jammer	1	2	2.0	2	0	
Punting	No.	Yds.	Avg.	Net	TB	I-20
Scifres	3	118	39.3	32.7	1	1
Punt Returns	No.	Yds.	Avg.	FC	Long	TD
Sproles	2	50	25.0	0	28	0
Kickoff Returns	Att.	Yds.	Avg.	Long	TD	
Sproles	1	23	23.0	23	0	
C.Gordon	1	18	18.0	18	0	

2008 IN REVIEW



Buffalo Bills 23, San Diego Chargers 14 Sunday, October 19, 2008 - Ralph Wilson Stadium (Orchard Park, NY)

On the road in Buffalo on an unusually warm and sunny day on the shores of Lake Erie, the Chargers started fast before a capacity crowd of 71,602 at Ralph Wilson Stadium, outscoring the Bills, 7-3, in the opening 15 minutes. The Bills got an early field goal from Rian Lindell and the Chargers countered late in the quarter with a 14-yard scoring pass from Philip Rivers to Malcom Floyd. The first half of the game and even into the early third quarter was marked by a massive power failure in the Orchard Park area that knocked out the power in the stadium and caused a first quarter delay of approximately 10 minutes. Power was not fully restored in the stadium until early in the second half. The outage was caused by a bundle of balloons that became entangled in a power line. San Diego's offense stagnated in the second quarter and

the Bills outscored the Chargers, 10-0, on a two-yard touchdown catch by Lee Evans and a Lindell field goal. On their only two series of the quarter, the Bills lost the ball on a fumble and went three-and-out. San Diego's defense set the tone early in the third quarter. A defensive stand on Buffalo's opening series led to the Chargers' second TD of the game, an 80-yard drive capped off by a 14-yard Jackson catch that gave San Diego a 14-13 lead, but Buffalo answered right back with a 78-yard drive of their own and scored a touchdown on a nine-yard run by Marshawn Lynch to reclaim the lead at 20-14. The Chargers first drive of the fourth quarter stalled out at Buffalo's 40-yard line and two others ended in turnovers as the Bills added a late field goal and closed out the game 23-14.



Score by Quarters	Q1	Q2	Q3	Q4	Total
San Diego Chargers	7	0	7	0	14
Buffalo Bills	3	10	7	3	23

Bills	1	6:46	R.Lindell 38 yd. Field Goal [9-52, 5:44]
Chargers	1	0:21	M.Floyd 14 yd. pass from P.Rivers (N.Kaeding kick) [11-78, 6:25]
Bills	2	5:20	L.Evans 2 yd. pass from T.Edwards (R.Lindell kick) [7-38, 4:05]
Bills	2	0:16	R.Lindell 27 yd. Field Goal [10-59, 3:17]
Chargers	3	6:28	V.Jackson 12 yd. pass from P.Rivers (N.Kaeding kick) [12-80, 6:17]
Bills	3	0:33	M.Lynch 9 yd. run (R.Lindell kick) [9-78, 5:55]
Bills	4	3:17	R.Lindell 44 yd. Field Goal [7-43, 2:48]
Attendance — 71,602			

Team Statistics	Chargers	Buffalo
TOTAL FIRST DOWNS	15	22
By Rushing	4	7
By Passing	11	15
By Penalty	0	0
THIRD DOWN EFFICIENCY	7-11-64%	6-13-46%
FOURTH DOWN EFFICIENCY	0-0-0%	0-0-0%
TOTAL NET YARDS	263	370
Total Offensive Plays	48	62
Average gain per offensive play	5.5	6.0
NET YARDS RUSHING	72	109
Total Rushing Plays	17	32
Average gain per rushing play	4.2	3.4
Tackles for a loss-number and yards	2-3	1-2
NET YARDS PASSING	191	261
Sacked - yards lost	2-17	0-0
Gross yards passing	208	261
ATT-COMP-INT	29-22-1	30-25-0
Avg gain per pass play	6.2	8.7
KICKOFFS-In EZ-TB	3-1-0	6-0-0
PUNTS No. and Average	3-37.3	2-52.5

Had Blocked	0	0
FGs - PATs Had Blocked	0-0	0-0
Net Punting Average	35.7	44.5
TOTAL RETURN YARDAGE	101	95
No. and Yards Punt Returns	2-16	1-5
No. and Yards Kickoff Returns	6-85	3-58
No. and Yards Interception Returns	0-0	1-32
PENALTIES Number and Yards	5-35	5-35
FUMBLES Number and Lost	2-2	0-0
TOUCHDOWNS	2	2
Rushing	0	1
Passing	2	1
EXTRA POINTS Made-Attempts	2-2	2-2
Kicking Made-Attempts	2-2	2-2
FIELD GOALS Made-Attempts	0-0	3-4
RED ZONE EFFICIENCY	2-3-67%	2-4-50%
GOAL TO GO EFFICIENCY	1-2-50%	1-2-50%
SAFETIES	0	0
FINAL SCORE	14	23
TIME OF POSSESSION	24:31	35:29

CHARGERS

Rushing	Att.	Yds.	Avg.	Long	TD
Tomlinson	14	41	2.9	9	0
Jackson	1	31	31.0	31	0
Sproles	1	1	1.0	1	0
Rivers	1	-1	-1.0	-1	0

Passing	Att.	Comp.	Yds.	S-L	TD	Lg.	Int.	Rtng.
Rivers	29	22	208	2-17	2	23	1	103.8

Receiving	No.	Yds.	Avg.	Long	TD
Tomlinson	6	26	4.3	9	0
Floyd	4	65	16.3	23	1
Gates	4	55	13.8	19	0
Jackson	4	42	10.5	15	1
Naanee	2	7	3.5	4	0
Manumaleuna	1	8	8.0	8	0
Sproles	1	5	5.0	5	0

Interceptions	Att.	Yds.	Avg.	Long	TD
None					

Punting	No.	Yds.	Avg.	Net	TB	I-20	Long
Scifres	3	112	37.3	35.7	0	1	46

Punt Returns	No.	Yds.	Avg.	FC	Long	TD
Sproles	2	16	8.0	0	9	0

Kickoff Returns	Att.	Yds.	Avg.	Long	TD
Sproles	4	69	17.3	21	0
Cromartie	1	11	11.0	11	0
Manumaleuna	1	5	5.0	5	0

BUFFALO

Rushing	Att.	Yds.	Avg.	Long	TD
Lynch	19	70	3.7	19	1
Jackson	9	33	3.7	7	0
Edwards	4	6	1.5	12	0

Passing	Att.	Comp.	Yds.	S-L	TD	Lg.	Int.	Rtng.
Edwards	30	25	261	0-0	1	22	0	114.0

Receiving	No.	Yds.	Avg.	Long	TD
Evans	8	89	11.1	20	1
Royal	4	53	13.3	20	0
Lynch	4	22	5.5	10	0
Reed	3	32	10.7	16	0
Jackson	3	28	9.3	14	0
Parrish	2	19	9.5	22	0
Schouman	1	18	18.0	18	0

Interceptions	Att.	Yds.	Avg.	Long	TD
Mitchell	1	32	32.0	32	0

Punting	No.	Yds.	Avg.	Net	TB	I-20	Long
Moorman	2	105	52.5	44.5	0	0	56

Punt Returns	No.	Yds.	Avg.	FC	Long	TD
Parrish	1	5	5.0	0	5	0

Kickoff Returns	Att.	Yds.	Avg.	Long	TD
McKelvin	3	58	19.3	21	0



New Orleans Saints 37, San Diego Chargers 32 Sunday, October 26, 2008 - Wembley Stadium (London, England)

For the first time in franchise history, the Chargers played a regular-season game on foreign soil in front of 83,226 British and American fans. Both teams launched an epic aerial attack, combining for 69 points and 860 total yards. Despite a valiant come-back effort led by quarterback Philip Rivers, the Chargers fell to the Saints, 37-32. Rivers threw for 341 yards and three touchdowns. Leading 9-3, New Orleans got a break when Darren Sproles fumbled at kickoff return and Saints cornerback Usama Young snatched the loose ball mid air. That led to a one-yard touchdown run by Deuce McAllister that extended the New Orleans lead to 16-3. LaDainian Tomlinson's 40-yard run in the second quarter set up a 12-yard catch and run for a score. That closed the gap to 16-10. New Orleans scored again to go up 23-10, but with less than two minutes left in the first half, Rivers capped a five-play, 64-yard drive with a 12-yard touchdown pass to tight end Antonio Gates to put the Chargers back within six points at the end of the half. The Chargers had a chance to tie it on their first drive of the second half, but a potential 72-yard

touchdown pass fell through Vincent Jackson's hands, and the Bolts were forced to punt, leading to yet another Saints' touchdown. San Diego's longest drive of the game came on their ensuing possession as Rivers drove the Bolts inside the Saints' 10 yard line, but a holding penalty negated a Brandon Manumaleuna touchdown catch and the Chargers had to settle for a Kaeding field goal, which left them down 30-20 late in the third quarter. New Orleans scored again, but the Bolts pulled to within two touchdowns when Kaeding hit his third field goal of the day, a 31-yarder, that was followed by a perfectly executed outside kick that landed in the arms of Antoine Cason. Five plays later, Rivers connected with Jackson on a 14-yard touchdown pass to make it a 37-30 game. Late in the fourth quarter, the Chargers made one final push to tie the game. With 4:08 remaining, Rivers drove San Diego all the way to the Saints' 32-yard line, but Jonathan Vilma's interception in the final moments thwarted the comeback and sealed the Saints' victory.

Score by Quarters	Q1	Q2	Q3	Q4	Total
San Diego Chargers	3	14	3	12	32
New Orleans Saints	3	20	7	7	37

Saints	1	6:34	T.Mehlhoff 23 yd. Field Goal (14-69, 8:26)
Chargers	1	3:30	N.Kaeding 33 yd. Field Goal (7-51, 3:04)
Saints	2	11:02	D.Henderson 12 yd. pass from D.Brees (kick failed) (10-89, 4:06)
Saints	2	8:52	D.McAllister 1 yd. run (T.Mehlhoff kick) (6-25, 2:00)
Chargers	2	5:35	L.Tomlinson 12 yd. pass from P.Rivers (N.Kaeding kick) (7-66, 3:17)
Saints	2	3:29	L.Moore 30 yd. pass from D.Brees (T.Mehlhoff kick) (4-76, 2:06)
Chargers	2	1:08	A.Gates 12 yd. pass from P.Rivers (N.Kaeding kick) (5-64, 2:21)
Saints	3	10:15	M.Campbell 1 yd. pass from D.Brees (T.Mehlhoff kick) (8-87, 3:43)
Chargers	3	3:25	N.Kaeding 24 yd. Field Goal (12-64, 6:50)
Saints	4	14:49	M.Karney 1 yd. run (T.Mehlhoff kick) (7-77, 3:36)
Chargers	4	9:35	N.Kaeding 31 yd. Field Goal (12-63, 5:14)
Chargers	4	7:21	V.Jackson 14 yd. pass from P.Rivers (N.Kaeding kick) (5-57, 2:14)
Chargers	4	0:08	D.Brees fumble out of bounds in end zone for a Safety

Attendance - 88,226

Team Statistics	Chargers	New Orleans
TOTAL FIRST DOWNS	22	28
By Rushing	3	6
By Passing	18	16
By Penalty	1	6
THIRD DOWN EFFICIENCY	5-12-42%	4-11-36%
FOURTH DOWN EFFICIENCY	1-1-100%	2-3-67%
TOTAL NET YARDS	451	409
Total Offensive Plays	62	67
Average gain per offensive play	7.3	6.1
NET YARDS RUSHING	110	70
Total Rushing Plays	22	26
Average gain per rushing play	5.0	2.7
Tackles for a loss-number and yards	2-4	1-2
NET YARDS PASSING	341	339
Sacked - yards lost	0-0	0-0
Gross yards passing	341	339
ATT-COMP-INT	40-25-1	41-30-0
Avg gain per pass play	8.5	8.3
KICKOFFS-In EZ-TB	7-0-0	8-0-0
PUNTS No. and Average	2-48.0	3-42.0

CHARGERS

Rushing	Att.	Yds.	Avg.	Long	TD
Tomlinson	19	105	5.5	40	0
Sproles	1	6	6.0	6	0
Tolbert	1	0	0.0	0	0
Rivers	1	-1	-1.0	-1	0

Passing	Att.	Comp.	Yds.	S-L	TD	Lg.	Int.	Rtng.
Rivers	40	25	341	0-0	3	32	1	104.3

Receiving	No.	Yds.	Avg.	Long	TD
Gates	6	96	16.0	30	1
Tomlinson	5	65	13.0	32	1
Chambers	5	47	9.4	17	0
Jackson	4	60	15.0	17	1
Sproles	3	45	15.0	21	0
Floyd	1	21	21.0	21	0
Manumaleuna	1	7	7.0	7	0

Interceptions	Att.	Yds.	Avg.	Long	TD
None					

Punting	No.	Yds.	Avg.	Net	TB	I-20	Long
Scifres	2	96	48.0	48.0	0	1	49

Punt Returns	No.	Yds.	Avg.	FC	Long	TD
Sproles	2	20	10.0	1	11	0

Kickoff Returns	Att.	Yds.	Avg.	Long	TD
Sproles	8	201	25.1	32	0

Had Blocked	0	0
FGs - PATs Had Blocked	0-0	0-0
Net Punting Average	48.0	35.3
TOTAL RETURN YARDAGE	221	121
No. and Yards Punt Returns	2-20	0-0
No. and Yards Kickoff Returns	8-201	6-113
No. and Yards Interception Returns	0-0	1-8
PENALTIES Number and Yards	14-134	6-60
FUMBLES Number and Lost	1-1	2-0
TOUCHDOWNS	3	5
Rushing	0	2
Passing	3	3
EXTRA POINTS Made-Attempts	3-3	4-5
Kicking Made-Attempts	3-3	4-5
FIELD GOALS Made-Attempts	3-3	1-1
RED ZONE EFFICIENCY	3-6-50%	4-5-80%
GOAL TO GO EFFICIENCY	1-3-33%	3-4-75%
SAFETIES	1	0
FINAL SCORE	32	37
TIME OF POSSESSION	29:10	30:50

NEW ORLEANS

Rushing	Att.	Yds.	Avg.	Long	TD
McAllister	18	55	3.1	12	1
Thomas	3	28	9.3	15	0
Stecker	2	9	4.5	5	0
Karney	2	4	2.0	3	1
Brees	1	-26	-26.0	-26	0

Passing	Att.	Comp.	Yds.	S-L	TD	Lg.	Int.	Rtng.
Brees	41	30	339	0-0	3	49	0	121.9

Receiving	No.	Yds.	Avg.	Long	TD
Miller	7	82	11.7	20	0
Moore	6	90	15.0	31	1
Stecker	5	27	5.4	8	0
McAllister	4	30	7.5	11	0
Henderson	3	34	11.3	20	1
Colston	2	56	28.0	49	0
Campbell	2	14	7.0	13	1
Shockey	1	6	6.0	6	0

Interceptions	Att.	Yds.	Avg.	Long	TD
Vilma	1	8	8.0	8	0

Punting	No.	Yds.	Avg.	Net	TB	I-20	Long
Graham	3	126	42.0	35.3	0	1	44

Punt Returns	No.	Yds.	Avg.	FC	Long	TD
Moore	0	0	0.0	2	0	0

Kickoff Returns	Att.	Yds.	Avg.	Long	TD
Thomas	6	113	18.8	24	0



2008 IN REVIEW



San Diego Chargers 20, Kansas City Chiefs 19 Sunday, November 9, 2008 - Qualcomm Stadium (San Diego, CA)

The Chargers escaped with a 20-19 victory over the Chiefs at Qualcomm Stadium, and for the third time this season, the game came down to the wire and was decided in the final seconds. San Diego improved to 4-5 on the season after safety Clinton Hart batted down the Chiefs' two-point conversion attempt after they scored on a three-yard touchdown catch by Tony Gonzalez with 23 seconds left in the fourth quarter. The Bolts didn't lead in the game until the fourth-quarter when Philip Rivers' 58-yard touchdown pass to Antonio Gates gave them a 20-13 advantage with 6:55 remaining in the game. Rivers passed for 316 yards and two touchdowns, but two costly interceptions kept the Chiefs alive. Kansas City got out to an early 7-0 lead when Tyler Thigpen completed a 30-yard touchdown pass to Mark Bradley. Twice in the second quarter, the Chargers drove deep into Chiefs' territory, but settled for field goals. Late in the second quarter, Thigpen connected with Gonzalez on a 34-yard catch-and-run, allowing Kansas City to extend its lead to 13-6 just before half-

time. A botched PAT attempt by the Chiefs would prove to be the difference in the game. The Chargers tied the game midway through the third quarter when Rivers punctuated an eight-play, 58-yard drive with a five-yard touchdown pass to Malcom Floyd. San Diego's defense held the Chiefs to just 27 yards and one first down in the third quarter. That defensive stand allowed Rivers to lead the Bolts on their longest drive of the season from a time of possession standpoint. Rivers capped off an 8:28, 14-play, 94-yard drive with an 8-yard touchdown pass to Gates. Kansas City began their final drive at their own 40 with 3:00 minutes remaining and converted three third downs en route to Gonzalez' three-yard touchdown grab that made it a one-point game. Hart spoiled the potential game-winning two-point play when he jumped in front of Gonzalez and knocked down Thigpen's pass. Hart's stellar play preserved the Chargers lead and ultimately sealed the victory.



Score by Quarters

Q1	Q2	Q3	Q4	Total
7	6	0	6	19
0	6	7	7	20

Chiefs	1	3:15	M. Bradley 30 yd. pass from T. Thigpen (C. Barth kick) [12-95, 7:08]
Chargers	2	14:03	N. Kaeding 34 yd. Field Goal [10-64, 4:12]
Chargers	2	6:47	N. Kaeding 26 yd. Field Goal [11-77, 5:33]
Chiefs	2	3:11	T. Gonzalez 34 yd pass from T. Thigpen (pass failed) [7-83, 3:36]
Chargers	3	3:43	M. Floyd 5 yd. pass from P. Rivers (N. Kaeding kick) [8-58, 4:14]
Chargers	4	6:55	A. Gates 8 yd. pass from P. Rivers (N. Kaeding kick) [14-94, 8:28]
Chiefs	4	0:23	T. Gonzalez 3 yd. pass from T. Thigpen (pass failed) [14-60, 2:37]
Attendance - 67,510			

Team Statistics	Kansas City	Chargers
TOTAL FIRST DOWNS	19	23
By Rushing	5	3
By Passing	13	18
By Penalty	1	2
THIRD DOWN EFFICIENCY	7-14-50%	6-11-55%
FOURTH DOWN EFFICIENCY	1-1-100%	0-0-0%
TOTAL NET YARDS	339	400
Total Offensive Plays	60	64
Average gain per offensive play	5.7	6.3
NET YARDS RUSHING	76	92
Total Rushing Plays	18	26
Average gain per rushing play	4.2	3.5
Tackles for a loss-number and yards	3-5	0-0
NET YARDS PASSING	263	308
Sacked - yards lost	1-3	2-8
Gross yards passing	266	316
ATT-COMP-INT	41-27-0	36-27-2
Avg gain per pass play	6.3	8.1
KICKOFFS-In EZ-TB	4-2-2	5-4-1
PUNTS No. and Average	6-40.7	3-44.0

Had Blocked	0	0
FGs - PATs Had Blocked	0-0	0-0
Net Punting Average	41.0	44.3
TOTAL RETURN YARDAGE	108	24
No. and Yards Punt Returns	1-(-1)	1-(-2)
No. and Yards Kickoff Returns	4-105	1-26
No. and Yards Interception Returns	2-4	0-0
PENALTIES Number and Yards	3-16	5-37
FUMBLES Number and Lost	0-0	1-0
TOUCHDOWNS	3	2
Rushing	0	0
Passing	3	2
EXTRA POINTS Made-Attempts	1-3	2-2
Kicking Made-Attempts	1-1	2-2
Passing Made-Attempts	0-2	0-0
FIELD GOALS Made-Attempts	0-0	2-2
RED ZONE EFFICIENCY	1-1-100%	2-4-50%
GOAL TO GO EFFICIENCY	1-1-100%	1-1-100%
SAFETIES	0	0
FINAL SCORE	19	20
TIME OF POSSESSION	25:10	34:50

KANSAS CITY

Rushing	Att.	Yds.	Avg.	Long	TD			
Savage	12	44	3.7	11	0			
Thigpen	2	26	13.0	22	0			
Charles	3	8	2.7	6	0			
Cox	1	-2	-2.0	-2	0			
Passing	Att.	Comp.	Yds.	S-L	TD	Lg.	Int.	Rtng.
Thigpen	41	27	266	1-3	3	34	0	108.4
Receiving	No.	Yds.	Avg.	Long	TD			
Gonzalez	10	113	11.3	34t	2			
Bradley	9	81	9.0	30t	1			
Bowe	6	72	12.0	31	0			
Savage	2	0	0.0	2	0			
Interceptions	Att.	Yds.	Avg.	Long	TD			
McGraw	1	4	4.0	4	0			
Pollard	1	0	0.0	0	0			
Punting	No.	Yds.	Avg.	Net	TB	I-20	Long	
Colquitt	6	244	40.7	41.0	0	4	48	
Punt Returns	No.	Yds.	Avg.	FC	Long	TD		
Robinson	1	-1	-1.0	0	-1	0		
Kickoff Returns	Att.	Yds.	Avg.	Long	TD			
Robinson	4	105	26.3	36	0			

CHARGERS

Rushing	Att.	Yds.	Avg.	Long	TD			
Tomlinson	22	78	3.5	17	0			
Sproles	3	15	5.0	10	0			
Rivers	1	-1	-1.0	-1	0			
Passing	Att.	Comp.	Yds.	S-L	TD	Lg.	Int.	Rtng.
Rivers	36	27	316	2-8	2	31	2	96.5
Receiving	No.	Yds.	Avg.	Long	TD			
Gates	8	66	8.3	15	1			
Jackson	5	83	16.6	23	0			
Floyd	4	76	19.0	31	1			
Tomlinson	4	39	9.8	11	0			
Tolbert	3	37	12.3	23	0			
Sproles	3	15	5.0	6	0			
Interceptions	Att.	Yds.	Avg.	Long	TD			
None								
Punting	No.	Yds.	Avg.	Net	TB	I-20	Long	
Scifres	3	132	44.0	44.3	0	2	54	
Punt Returns	No.	Yds.	Avg.	FC	Long	TD		
Sproles	1	-2	-2.0	1	-2	0		
Kickoff Returns	Att.	Yds.	Avg.	Long	TD			
Cromartie	1	26	26.0	26	0			

2008 IN REVIEW



Pittsburgh Steelers 11, San Diego Chargers 10 Sunday, November 16, 2008 - Heinz Field (Pittsburgh, PA)

LaDainian Tomlinson's three-yard touchdown run in the first quarter gave the Chargers a 7-0 lead midway through the first quarter. Pittsburgh scored on their next series when James Harrison sacked Philip Rivers in the end zone and forced a fumble. Marcus McNeill recovered, resulting in a safety which made it a 7-2 game. The Bolts drove to Pittsburgh's 17 yard line in the final two minutes of the first half, but a Harrison interception ended the Chargers' chance for another score. Ben Roethlisberger drove the Steelers 54 yards to set up a 21-yard field goal, making it 7-5 at halftime. Pittsburgh opened the second half with

a 14-play, 54-yard drive but only mustered a 41-yard kick, which gave the Steelers their first lead of the day at 8-7. San Diego responded with a drive of its own to Pittsburgh's 24, but came up short after a 41-yard Nate Kaeding field goal sailed wide right. After another stop by the Chargers' defense, Rivers led the Chargers on their longest drive of the season in terms of plays (17), but that drive resulted in only a 22-yard field goal. The Bolts took a 10-8 lead with 6:41 remaining in the game, but the Steelers drove the length of the field to set up a 32-yard game-winning field goal.

Score by Quarters	Q1	Q2	Q3	Q4	Total
San Diego Chargers	7	0	0	3	10
Pittsburgh Steelers	0	5	3	3	11

Chargers	1	6:46	L.Tomlinson 3yd. run (N.Kaeding kick)[6-59, 3:30]		
Steelers	2	14:46	M.McNeill tackled in end zone by J. Harrison for a safety		
Steelers	2	0:00	Je.Reed 21 yd. Field Goal [8-54, 1:23]		
Steelers	3	8:41	Je.Reed 41 yd. Field Goal [14-54, 6:19]		
Chargers	4	6:41	N.Kaeding 22 yd. Field Goal [17-78, 7:34]		
Steelers	4	0:11	Je. Reed 32 yd. Field Goal [13-73, 6:30]		
Attendance - 62,051					



Team Statistics	Chargers	Pittsburgh
TOTAL FIRST DOWNS	16	24
By Rushing	7	8
By Passing	8	16
By Penalty	1	0
THIRD DOWN EFFICIENCY	5-10-50%	7-14-50%
FOURTH DOWN EFFICIENCY	0-0-0%	0-1-0%
TOTAL NET YARDS	218	410
Total Offensive Plays	50	73
Average gain per offensive play	4.4	5.6
NET YARDS RUSHING	66	124
Total Rushing Plays	22	28
Average gain per rushing play	3.0	4.4
Tackles for a loss-number and yards	3-8	1-1
NET YARDS PASSING	152	286
Sacked - yards lost	2-12	4-22
Gross yards passing	164	308
ATT-COMP-INT	26-15-2	41-31-0
Avg gain per pass play	5.4	6.4
KICKOFFS-In EZ-TB	4-0-0	3-0-0
PUNTS No. and Average	2-43.5	4-31.0

Had Blocked	0	0
FGs - PATs Had Blocked	0-0	0-0
Net Punting Average	43.5	30.8
TOTAL RETURN YARDAGE	30	105
No. and Yards Punt Returns	1-1	0-0
No. and Yards Kickoff Returns	3-29	4-68
No. and Yards Interception Returns	0-0	2-37
PENALTIES Number and Yards	2-5	13-115
FUMBLES Number and Lost	2-0	0-0
TOUCHDOWNS	1	0
Rushing	1	0
Passing	0	0
EXTRA POINTS Made-Attempts	1-1	0-0
Kicking Made-Attempts	1-1	0-0
FIELD GOALS Made-Attempts	1-2	3-4
RED ZONE EFFICIENCY	1-3-33%	0-3-0%
GOAL TO GO EFFICIENCY	1-2-50%	0-3-0%
SAFETIES	0	1
FINAL SCORE	10	11
TIME OF POSSESSION	23:29	36:31

CHARGERS						
Rushing	Att.	Yds.	Avg.	Long	TD	
Tomlinson	18	57	3.2	12	1	
Rivers	1	5	5.0	5	0	
Tolbert	2	4	2.0	2	0	
Sproles	1	0	0.0	0	0	
Passing	Att.	Comp.	Yds.	S-L	TD	Lg.
Rivers	26	15	164	2-12	0	26
Receiving	No.	Yds.	Avg.	Long	TD	
Tomlinson	3	45	15.0	26	0	
Chambers	3	21	7.0	11	0	
Floyd	2	29	14.5	15	0	
Jackson	2	25	12.5	17	0	
Gates	2	10	5.0	6	0	
Manumaleuna	1	17	17.0	17	0	
Sproles	1	9	9.0	9	0	
Naanee	1	8	8.0	8	0	
Interceptions	Att.	Yds.	Avg.	Long	TD	
None						
Punting	No.	Yds.	Avg.	Net	TB	I-20
Scifres	2	87	43.5	43.5	0	2
Punt Returns	No.	Yds.	Avg.	FC	Long	TD
Weddle	1	1	1.0	1	1	0
Sproles	0	0	0.0	1	0	0
Kickoff Returns	Att.	Yds.	Avg.	Long	TD	
Sproles	1	16	16.0	16	0	
Hester	1	13	13.0	13	0	
Cromartie	1	0	0.0	0	0	

PITTSBURGH						
Rushing	Att.	Yds.	Avg.	Long	TD	
Parker	25	115	4.6	13	0	
Russell	2	10	5.0	6	0	
Moore	1	-1	-1.0	-1	0	
Passing	Att.	Comp.	Yds.	S-L	TD	Lg.
Roethlisberger	41	31	308	4-22	0	30
Receiving	No.	Yds.	Avg.	Long	TD	
Ward	11	124	11.3	30	0	
Spaeth	6	55	9.2	11	0	
Holmes	5	63	12.6	19	0	
Moore	5	33	6.6	13	0	
Washington	2	14	7.0	7	0	
McHugh	1	15	15.0	15	0	
Parker	1	4	4.0	4	0	
Interceptions	Att.	Yds.	Avg.	Long	TD	
Harrison	1	33	33.0	33	0	
Polamalu	1	4	4.0	4	0	
Punting	No.	Yds.	Avg.	Net	TB	I-20
Ernster	4	124	31.0	30.8	0	1
Punt Returns	No.	Yds.	Avg.	FC	Long	TD
Moore	0	0	0.0	1	0	0
Holmes	0	0	0.0	1	0	0
Kickoff Returns	Att.	Yds.	Avg.	Long	TD	
Russell	3	61	20.3	26	0	
Moore	1	7	7.0	7	0	



2008 IN REVIEW



Indianapolis Colts 23, San Diego Chargers 20 Sunday, November 23, 2008 - Qualcomm Stadium (San Diego, CA)

In yet another heartbreaking defeat for the Chargers, the Indianapolis Colts avenged a loss in last season's playoffs when Adam Vinatieri's 51-yard field goal as time expired gave the Colts a 23-20 win before a capacity crowd in San Diego and a national-television audience on NBC. Tied at 3-3 in the second quarter, the momentum pendulum took a huge swing in the Chargers' favor when Quentin Jammer intercepted a deep ball from Peyton Manning, setting up an 89-yard touchdown drive that culminated with Philip Rivers and Vincent Jackson connecting on a 39-yard touchdown pass that gave the Chargers a 10-3 lead. Manning quickly rebounded from the turnover and led the Colts on a nine-play, 71-yard drive that ended with a 13-yard touchdown pass to Anthony Gonzalez and tied the game, 10-10, at the break. The Chargers appeared to regain control on the opening series of the third quarter, driving as far as the Indianapolis 14-yard line, but the drive stalled there after Rivers was sacked and

stripped from behind, turning the ball over to the Colts. Indianapolis capitalized on the turnover with a long drive of its own that ended with a one-yard touchdown toss from Manning to Dominic Rhodes on fourth-and-goal and gave the Colts a 17-10 lead late in the third quarter. Indianapolis added another field goal and led by 10 points early in the fourth quarter, but the Chargers began chipping away. They drove 70 yards and scored on a one-yard TD catch by Jacob Hester, the first of his career, to pull within 20-17. A defensive stand on the ensuing drive, featuring a two-yard tackle for loss by Shaun Phillips and Jyles Tucker on third-down, set the stage for the Chargers' game-tying field goal, a 47-yarder by Nate Kaeding, with 1:30 to play in the fourth quarter. Unfortunately that left the Colts with plenty of time and Manning directed a 37-yard drive that included a 14-yard pass to Marvin Harrison on fourth-and-one and put the Colts in position for Vinatieri's game-winning kick as time expired.



Score by Quarters

San Diego Chargers	0	10	0	10	20
Indianapolis Colts	3	7	7	6	23

Q1	Q2	Q3	Q4	Total
0	10	0	10	20
3	7	7	6	23

Colts	1	1:42	A.Vinatieri 23 yd. Field Goal [12-62, 5:40]
Chargers	2	11:43	N. Kaeding 35 yd. Field Goal [9-66, 4:59]
Chargers	2	4:56	V.Jackson 39 yd. pass from P.Rivers (N.Kaeding kick)[9-89, 4:35]
Colts	2	0:38	A.Gonzalez 13 yd. pass from P.Manning (A. Vinatieri kick)[9-71, 4:18]
Colts	3	3:51	D. Rhodes 1 yd. pass from P.Manning (A.Vinatieri kick)[13-66, 7:10]
Colts	4	11:48	A.Vinatieri 38 yd. Field Goal (13-62, 4:10)
Chargers	4	5:36	J.Hester 1 yd. pass from P.Rivers (N.Kaeding kick) [12-70, 6:12]
Chargers	4	1:30	N.Kaeding 47 yd. Field Goal [8-58, 1:45]
Colts	4	0:00	A.Vinatieri 51 yd. Field Goal [8-37, 1:30]
Attendance — 68,428			

Team Statistics	Indianapolis	Chargers
TOTAL FIRST DOWNS	19	21
By Rushing	3	8
By Passing	14	13
By Penalty	2	0
THIRD DOWN EFFICIENCY	10-17-59%	6-12-50%
FOURTH DOWN EFFICIENCY	2-2-100%	0-0-0%
TOTAL NET YARDS	341	394
Total Offensive Plays	68	58
Average gain per offensive play	5.0	6.8
NET YARDS RUSHING	91	120
Total Rushing Plays	23	25
Average gain per rushing play	4.0	4.8
Tackles for a loss-number and yards	3-6	1-1
NET YARDS PASSING	250	274
Sacked - yards lost	1-5	2-14
Gross yards passing	255	288
ATT-COMP-INT	44-32-1	31-24-0
Avg gain per pass play	5.6	8.3
KICKOFFS-In EZ-TB	5-0-0	5-0-0

PUNTS No. and Average	3-40.3	3-41.0
Had Blocked	0	0
FGs - PATs Had Blocked	0-0	0-0
Net Punting Average	39.0	40.0
TOTAL RETURN YARDAGE	110	105
No. and Yards Punt Returns	1-3	1-4
No. and Yards Kickoff Returns	5-107	5-101
No. and Yards Interception Returns	0-0	1-0
PENALTIES Number and Yards	3-15	5-37
FUMBLES Number and Lost	0-0	1-1
TOUCHDOWNS	2	2
Rushing	0	0
Passing	2	2
EXTRA POINTS Made-Attempts	2-2	2-2
Kicking Made-Attempts	2-2	2-2
FIELD GOALS Made-Attempts	3-3	2-2
RED ZONE EFFICIENCY	2-3-67%	1-3-33%
GOAL TO GO EFFICIENCY	1-2-50%	1-1-100%
SAFETIES	0	0
FINAL SCORE	23	20
TIME OF POSSESSION	31:40	28:20

INDIANAPOLIS

Rushing	Att.	Yds.	Avg.	Long	TD			
Addai	16	70	4.4	23	0			
Rhodes	7	21	3.0	13	0			
Passing	Att.	Comp.	Yds.	S-L	TD	Lg.	Int.	Rtng.
Manning	44	32	255	1-5	2	29	1	92.5
Receiving	No.	Yds.	Avg.	Long	TD			
Addai	7	31	4.4	8	0			
Gonzalez	6	95	15.8	29	1			
Harrison	6	44	7.3	14	0			
Clark	6	30	5.0	8	0			
Rhodes	5	21	4.2	13	1			
Wayne	2	34	17.0	26	0			
Interceptions	Att.	Yds.	Avg.	Long	TD			
None								
Punting	No.	Yds.	Avg.	Net	TB	I-20	Long	
Smith	3	121	40.3	39.0	0	3	54	
Punt Returns	No.	Yds.	Avg.	FC	Long	TD		
Ratliff	1	3	3.0	2	3	0		
Kickoff Returns	Att.	Yds.	Avg.	Long	TD			
Simpson	4	96	24.0	29	0			
Dawson	1	11	11.0	11	0			

CHARGERS

Rushing	Att.	Yds.	Avg.	Long	TD			
Tomlinson	21	84	4.0	20	0			
Sproles	2	21	10.5	21	0			
Rivers	2	15	7.5	9	0			
Passing	Att.	Comp.	Yds.	S-L	TD	Lg.	Int.	Rtng.
Rivers	31	24	288	2-14	2	39	0	126.8
Receiving	No.	Yds.	Avg.	Long	TD			
Chambers	6	61	10.2	18	0			
Tomlinson	3	30	10.0	15	0			
Manumaleuna	3	29	9.7	13	0			
Gates	3	28	9.3	13	0			
Hester	3	16	5.3	9	1			
Jackson	2	57	28.5	39t	1			
Floyd	2	54	27.0	31	0			
Sproles	2	13	6.5	11	0			
Interceptions	Att.	Yds.	Avg.	Long	TD			
Jammer	1	0	0.0	0	0			
Punting	No.	Yds.	Avg.	Net	TB	I-20	Long	
Scifres	3	123	41.0	40.0	0	1	45	
Punt Returns	No.	Yds.	Avg.	FC	Long	TD		
Sproles	1	4	4.0	2	4	0		
Kickoff Returns	Att.	Yds.	Avg.	Long	TD			
Sproles	5	101	20.2	26	0			

2008 IN REVIEW



Atlanta Falcons 22, San Diego Chargers 16 Sunday, November 30, 2008 - Qualcomm Stadium (San Diego, CA)

The Chargers may have finally seen their postseason hopes slip away with a 22-16 loss to the Atlanta Falcons on an unseasonably warm afternoon in San Diego. The Bolts fell behind early, but took a late first quarter lead on a three-yard touchdown run by LaDainian Tomlinson. That touchdown was made possible off a fumble recovery by Anthony Waters after Harry Douglas muffed a Mike Scifres' punt. The Chargers recovered at Atlanta's 20 and scored four plays later to make the score 7-3. Atlanta then went on a 12-0 run that included a field goal, an 18-yard touchdown catch by former Charger Justin Peelle and a safety, when Philip Rivers was called for intentional grounding from the end zone. After all was said and done, Atlanta led 15-7. The Falcons appeared on their way to another score late in the first half, but the Chargers defense made a ferocious stand at the one-yard line to keep the Falcons out of the end zone and off the scoreboard to close out the half. Coming out of the locker room, Atlanta took the ball and drove to San Diego's 16-yard line, but Quentin Jammer

forced a fumble against Brian Finneran and Eric Weddle returned the loose ball a team-record 86 yards for a score. The Chargers, however tried for two, but a fade pass intended for Malcom Floyd in the end zone fell incomplete, holding the score at 15-13. A few series' later, Douglas redeemed himself for the earlier miscue with a five-yard touchdown catch and the Falcons extended their lead to 22-13. On their ensuing possession, the Chargers gained 28 yards on a fake punt and appeared poised to cut into the lead, but Nate Kaeding had a 43-yard field goal blocked. A strip and fumble recovery by Jammer gave the Chargers the ball again, and this time the Chargers got the field goal, trimming the Atlanta lead to 22-16. The Chargers defense, led by Stephen Cooper and Igor Olshansky, produced a three-and-out to give the offense one last chance to win the game, but from deep in their own territory, the Chargers themselves went three-and-out and Atlanta ran out the clock to put away the win.

Score by Quarters	Q1	Q2	Q3	Q4	Total
Atlanta Falcons	6	9	0	7	22
San Diego Chargers	7	0	6	3	16

Falcons	1	5:56	J.Elam 35 yd. Field Goal [10-49, 4:38]
Chargers	1	1:41	L.Tomlinson 3 yd. run (N.Kaeding kick) [4-20, 1:28]
Falcons	1	0:00	J.Elam 40 yd. Field Goal [5-42, 1:41]
Falcons	2	9:24	J.Peelle 18 yd. pass from M.Ryan (J.Elam kick) [8-46, 3:31]
Falcons	2	7:54	Penalty on P.Rivers enforced in end zone for a Safety
Chargers	3	12:08	E.Weddle 86 yd. fumble return (pass failed)
Falcons	4	14:56	H.Douglas 5 yd. pass from M.Ryan (J.Elam kick) [11-72, 5:46]
Chargers	4	5:15	N.Kaeding 28 yd. Field Goal [10-35, 3:50]
Attendance — 67,200			



Team Statistics	Atlanta	Chargers
TOTAL FIRST DOWNS	20	12
By Rushing	9	5
By Passing	10	7
By Penalty	1	0
THIRD DOWN EFFICIENCY	8-16-50%	3-12-25%
FOURTH DOWN EFFICIENCY	1-2-50%	1-2-50%
TOTAL NET YARDS	348	201
Total Offensive Plays	66	52
Average gain per offensive play	5.3	3.9
NET YARDS RUSHING	141	70
Total Rushing Plays	43	19
Average gain per rushing play	3.3	3.7
Tackles for a loss-number and yards	1-3	2-6
NET YARDS PASSING	207	131
Sacked - yards lost	0-0	3-18
Gross yards passing	207	149
ATT-COMP-INT	23-17-0	30-17-0
Avg gain per pass play	9.0	4.0
KICKOFFS-In EZ-TB	5-3-1	5-0-0
PUNTS No. and Average	2-53.0	4-43.5

Had Blocked	0	0
FGs - PATs Had Blocked	0-0	1-0
Net Punting Average	47.0	35.5
TOTAL RETURN YARDAGE	119	87
No. and Yards Punt Returns	2-32	1-12
No. and Yards Kickoff Returns	5-87	4-75
No. and Yards Interception Returns	0-0	0-0
PENALTIES Number and Yards	2-20	9-84
FUMBLES Number and Lost	3-3	1-0
TOUCHDOWNS	2	2
Rushing	0	1
Passing	2	0
Fumbles	0	1
EXTRA POINTS Made-Attempts	2-2	1-2
Kicking Made-Attempts	2-2	1-1
Passing Made-Attempts	0-0	0-1
FIELD GOALS Made-Attempts	2-2	1-2
RED ZONE EFFICIENCY	2-4-50%	1-2-50%
GOAL TO GO EFFICIENCY	1-2-50%	1-1-100%
SAFETIES	1	0
FINAL SCORE	22	16
TIME OF POSSESSION	34:58	25:02

ATLANTA						
Rushing	Att.	Yds.	Avg.	Long	TD	
Turner	31	120	3.9	15	0	
Norwood	4	18	4.5	10	0	
Mughelli	3	5	1.7	3	0	
Snelling	1	1	1.0	1	0	
Ryan	4	-3	-0.7	1	0	
Passing	Att.	Comp.	Yds.	S-L	TD	Rtng.
Ryan	23	17	207	0-0	2	130.2
Receiving	No.	Yds.	Avg.	Long	TD	
White	6	112	18.7	38	0	
Peelle	3	38	12.7	18t	1	
Douglas	3	13	4.3	5t	1	
Finneran	2	14	7.0	7	0	
Norwood	2	8	4.0	8	0	
Jenkins	1	22	22.0	22	0	
Interceptions	Att.	Yds.	Avg.	Long	TD	
None						
Punting	No.	Yds.	Avg.	Net	TB	I-20
Koenen	2	106	53.0	47.0	0	1
Punt Returns	No.	Yds.	Avg.	FC	Long	TD
Douglas	2	32	16.0	1	32	0
Kickoff Returns	Att.	Yds.	Avg.	Long	TD	
Norwood	3	54	18.0	23	0	
Weems	1	19	19.0	19	0	
Douglas	1	14	14.0	14	0	

CHARGERS						
Rushing	Att.	Yds.	Avg.	Long	TD	
Hester	1	28	28.0	28	0	
Tomlinson	14	24	1.7	6	1	
Rivers	4	18	4.5	10	0	
Passing	Att.	Comp.	Yds.	S-L	TD	Lg.
Rivers	30	17	149	3-18	0	18
Receiving	No.	Yds.	Avg.	Long	TD	
Floyd	5	59	11.8	18	0	
Tomlinson	5	42	8.4	15	0	
Gates	3	27	9.0	11	0	
Hester	3	19	6.3	9	0	
Chambers	1	2	2.0	2	0	
Interceptions	Att.	Yds.	Avg.	Long	TD	
None						
Punting	No.	Yds.	Avg.	Net	TB	I-20
Scifres	4	174	43.5	35.5	0	1
Punt Returns	No.	Yds.	Avg.	FC	Long	TD
Sproles	1	12	12.0	1	12	0
Kickoff Returns	Att.	Yds.	Avg.	Long	TD	
Sproles	4	77	19.3	26	0	
Naanee	0	-2	0.0	-2	0	



2008 IN REVIEW



San Diego Chargers 34, Oakland Raiders 7 Thursday, December 4, 2008 - Qualcomm Stadium (San Diego, CA)

The Chargers knocked off the Oakland Raiders, 34-7, in a rare Thursday night game at Qualcomm Stadium. The Chargers took advantage of a sack and forced fumble by Shaun Phillips to outscore the Raiders 10-0. In the second quarter, Stephen Cooper had two interceptions that led to 10 points as the Bolts outscored the Raiders, 17-7. One of Cooper's interceptions led to a 59-yard touchdown pass from Philip Rivers to Vincent Jackson. Darren Sproles scored the first of his two touchdowns

as the Chargers led 27-7 at the half. Oakland QB Jamarcus Russell injured his ankle late in the half and did not return. Andrew Walter was no more effective against a Chargers' defense that collected three sacks, including a career-high 2.5 by Phillips. Oakland's lone touchdown of the night came on a 92-yard kickoff return just before the half. The Chargers score the only points in the second half, tacking on Sproles' second TD of the night, to close out the victory.



Score by Quarters

	Q1	Q2	Q3	Q4	Total
Oakland Raiders	0	7	0	0	7
San Diego Chargers	10	17	0	7	34

Chargers	1	11:47	N.Kaeding 20 yd. Field Goal [7-59, 3:13]		
Chargers	1	8:43	L.Tomlinson 3 yd. run (N.Kaeding kick) [3-12, 1:24]		
Chargers	2	12:58	D.Sproles 8 yd. pass from P.Rivers (N.Kaeding kick) [15-96, 8:29]		
Chargers	2	9:02	V.Jackson 59 yd. pass from P.Rivers (N.Kaeding kick) [3-63, 0:49]		
Chargers	2	0:23	N.Kaeding 39 yd. Field Goal [7-16, 1:19]		
Raiders	2	0:10	J.Miller 92 yd. kickoff return (S.Janikowski kick) [0-0, 0:13]		
Chargers	4	7:19	D.Sproles 18 yd. pass from P.Rivers (N.Kaeding kick) [8-53, 4:50]		
Attendance — 68,097					

Team Statistics

	Oakland	Chargers
TOTAL FIRST DOWNS	9	18
By Rushing	1	7
By Passing	8	10
By Penalty	0	1
THIRD DOWN EFFICIENCY	2-12-17%	9-18-50%
FOURTH DOWN EFFICIENCY	0-1-0%	2-2-100%
TOTAL NET YARDS	163	372
Total Offensive Plays	49	68
Average gain per offensive play	3.3	5.5
NET YARDS RUSHING	54	158
Total Rushing Plays	16	46
Average gain per rushing play	3.4	3.4
Tackles for a loss-number and yards	0-0	1-1
NET YARDS PASSING	109	214
Sacked - yards lost	3-20	0-0
Gross yards passing	129	214
ATT-COMP-INT	30-17-3	22-10-0
Avg gain per pass play	3.3	9.7
KICKOFFS-In EZ-TB	2-0-0	7-0-0
PUNTS No. and Average	7-46.9	5-46.0

Had Blocked	0	0
FGs - PATs Had Blocked	0-0	0-0
Net Punting Average	43.4	45.4
TOTAL RETURN YARDAGE	192	92
No. and Yards Punt Returns	3-3	3-24
No. and Yards Kickoff Returns	7-189	2-38
No. and Yards Interception Returns	0-0	3-30
PENALTIES Number and Yards	6-70	9-51
FUMBLES Number and Lost	1-1	1-1
TOUCHDOWNS	1	4
Rushing	0	1
Passing	0	3
Kickoff Returns	1	0
EXTRA POINTS Made-Attempts	1-1	4-4
Kicking Made-Attempts	1-1	4-4
FIELD GOALS Made-Attempts	0-0	2-2
RED ZONE EFFICIENCY	0-0-0%	3-5-60%
GOAL TO GO EFFICIENCY	0-0-0%	0-1-0%
SAFETIES	0	0
FINAL SCORE	7	34
TIME OF POSSESSION	25:47	34:13

OAKLAND

Rushing	Att.	Yds.	Avg.	Long	TD
Fargas	12	50	4.2	8	0
Bush	2	4	2.0	4	0
McFadden	1	0	0.0	0	0
Walter	1	0	0.0	0	0

Passing	Att.	Comp.	Yds.	S-L	TD	Lg.	Int.	Rtng.
Walter	17	8	61	2-20	0	16	1	31.7
Russell	13	9	68	1-0	0	21	2	42.0

Receiving	No.	Yds.	Avg.	Long	TD
Miller	8	64	8.0	21	0
Higgins	2	22	11.0	12	0
Curry	2	15	7.5	9	0
Fargas	2	9	4.5	8	0
McFadden	2	8	4.0	8	0
Stewart	1	11	11.0	11	0

Interceptions	Att.	Yds.	Avg.	Long	TD
None					

Punting	No.	Yds.	Avg.	Net	TB	I-20	Long
Lechler	7	328	46.9	43.4	0	3	58

Punt Returns	No.	Yds.	Avg.	FC	Long	TD
Higgins	3	3	1.0	2	5	0

Kickoff Returns	Att.	Yds.	Avg.	Long	TD
Miller	6	174	29.0	92	1
L.Lawton	1	15	15.0	15	0

CHARGERS

Rushing	Att.	Yds.	Avg.	Long	TD
Tomlinson	25	91	3.6	9	1
Sproles	9	30	3.3	11	0
Rivers	5	19	3.8	11	0
Hester	7	18	2.6	5	0

Passing	Att.	Comp.	Yds.	S-L	TD	Lg.	Int.	Rtng.
Rivers	22	10	214	0-0	3	59	0	120.1

Receiving	No.	Yds.	Avg.	Long	TD
Jackson	5	148	29.6	59	1
Sproles	3	34	11.3	18	2
Floyd	1	19	19.0	19	0
Hester	1	13	13.0	13	0

Interceptions	Att.	Yds.	Avg.	Long	TD
Cooper	2	8	4.0	10	0
Wilhelm	1	8	8.0	8	0
Cromartie	0	14	0.0	14	0

Punting	No.	Yds.	Avg.	Net	TB	I-20	Long
Scifres	5	230	46.0	45.4	0	1	58

Punt Returns	No.	Yds.	Avg.	FC	Long	TD
Sproles	3	24	8.0	0	14	0

Kickoff Returns	Att.	Yds.	Avg.	Long	TD
Sproles	1	29	29.0	29	0
Manumaleuna	1	9	9.0	9	0



San Diego Chargers 22, Kansas City Chiefs 21 Sunday, December 14, 2008 - Arrowhead Stadium (Kansas City, MO)

In what might go down as one of the most memorable comebacks in franchise history, Philip Rivers rallied the Chargers from 11 points down in the fourth quarter to direct the Chargers to a 22-21 win over the Chiefs on a cold and blustery afternoon at Arrowhead Stadium. Temperature at kickoff was 36 degrees with a wind-chill of 24, however the temperature plummeted throughout the afternoon. San Diego trailed 21-10 after three quarters, scoring on a Nate Kaeding field goal before halftime and a LaDainian Tomlinson touchdown run in the third quarter. Turnovers plagued the Bolts as the Chiefs converted two of San Diego's three giveaways into touchdowns. But with 4:55 remaining in the

fourth quarter, Rivers directed a 15-play, 89-yard touchdown drive that would get the Chargers to within five with 1:13 remaining. Punter Mike Scifres was called upon to attempt an onside kick and with a jarring hit, Antwan Applewhite knocked the ball loose from Dwayne Bowe and Kassim Osgood recovered for San Diego. A 42-yard pass to Vincent Jackson immediately moved the Chargers to the Chiefs' 19-yard line and three plays later on a third-and-one, Rivers hit Jackson on a 10-yard scoring pass and the Bolts took the lead. Kansas City managed to scratch out one final drive, but rookie kicker Connor Barth's 50-yard field goal attempt sailed wide left and the Chargers held on for the win.

Score by Quarters	Q1	Q2	Q3	Q4	Total
San Diego Chargers	0	3	7	12	22
Kansas City Chiefs	7	7	7	0	21

Chiefs	1	4:59	T.Gonzalez 4 yd. pass from L.Johnson (C.Barth kick) [15-96, 7:56]		
Chiefs	2	2:53	D.Bowe 1 yd. pass from T.Thigpen (C.Barth kick) [9-54, 5:09]		
Chargers	2	0:11	N.Kaeding 32 yd. Field Goal [8-38, 2:42]		
Chiefs	3	12:35	T.Thigpen 3 yd. run (C.Barth kick) [1-3, 0:04]		
Chargers	3	8:29	L.Tomlinson 6 yd. run (N.Kaeding kick) [10-65, 4:06]		
Chargers	4	1:13	M.Floyd 4 yd. pass from P.Rivers (pass failed) [15-89, 3:42]		
Chargers	4	0:36	V.Jackson 10 yd. pass from P.Rivers (pass failed) [4-61, 0:37]		
Attendance — 73,842					



Team Statistics	Chargers	Kansas City
TOTAL FIRST DOWNS	22	22
By Rushing	5	7
By Passing	16	12
By Penalty	1	3
THIRD DOWN EFFICIENCY	4-13-31%	6-12-50%
FOURTH DOWN EFFICIENCY	1-2-50%	0-0-0%
TOTAL NET YARDS	394	277
Total Offensive Plays	70	60
Average gain per offensive play	5.6	4.6
NET YARDS RUSHING	68	102
Total Rushing Plays	19	31
Average gain per rushing play	3.6	3.3
Tackles for a loss-number and yards	2-4	2-7
NET YARDS PASSING	326	175
Sacked - yards lost	3-20	0-0
Gross yards passing	346	175
ATT-COMP-INT	48-34-1	29-20-1
Avg gain per pass play	6.4	6.0
KICKOFFS-In EZ-TB	5-1-0	4-0-0
PUNTS No. and Average	4-36.0	5-36.4

Had Blocked	0	0
FGs - PATs Had Blocked	0-0	0-0
Net Punting Average	36.0	35.6
TOTAL RETURN YARDAGE	117	124
No. and Yards Punt Returns	1-4	2-0
No. and Yards Kickoff Returns	4-113	4-74
No. and Yards Interception Returns	1-0	1-50
PENALTIES Number and Yards	10-83	4-30
FUMBLES Number and Lost	4-2	0-0
TOUCHDOWNS	3	3
Rushing	1	1
Passing	2	2
EXTRA POINTS Made-Attempts	1-3	3-3
Kicking Made-Attempts	1-1	3-3
Passing Made-Attempts	0-2	0-0
FIELD GOALS Made-Attempts	1-1	0-2
RED ZONE EFFICIENCY	3-4-75%	3-5-60%
GOAL TO GO EFFICIENCY	2-2-100%	3-4-75%
SAFETIES	0	0
FINAL SCORE	22	21
TIME OF POSSESSION	27:51	32:09

CHARGERS						
Rushing	Att.	Yds.	Avg.	Long	TD	
Tomlinson	15	39	2.6	7	1	
Rivers	2	12	6.0	9	0	
Hester	1	9	9.0	9	0	
Jackson	1	8	8.0	8	0	
Passing	Att.	Comp.	Yds.	S-L	TD	Rtng.
Rivers	48	34	346	3-20	2	96.4
Receiving	No.	Yds.	Avg.	Long	TD	
Gates	7	78	11.1	23	0	
Jackson	6	89	14.8	42	1	
Tomlinson	6	35	5.8	9	0	
Floyd	5	67	13.4	19	1	
Sproles	4	11	2.8	9	0	
Hester	3	24	8.0	13	0	
Chambers	2	28	14.0	18	0	
Manumaleuna	1	14	14.0	14	0	
Interceptions	Att.	Yds.	Avg.	Long	TD	
Cooper	1	0	0.0	0	0	
Punting	No.	Yds.	Avg.	Net	TB	I-20
Scifres	4	144	36.0	36.0	0	2
Punt Returns	No.	Yds.	Avg.	FC	Long	TD
Cromartie	1	4	4.0	0	4	0
Sproles	0	0	0.0	2	0	0
Kickoff Returns	Att.	Yds.	Avg.	Long	TD	
Sproles	4	113	28.3	40	0	

KANSAS CITY						
Rushing	Att.	Yds.	Avg.	Long	TD	
Johnson	17	55	3.2	17	0	
Thigpen	10	40	4.0	12	1	
Charles	4	7	1.8	6	0	
Passing	Att.	Comp.	Yds.	S-L	TD	Rtng.
Thigpen	28	19	171	0-0	1	81.1
Johnson	1	1	4	0-0	1	122.9
Receiving	No.	Yds.	Avg.	Long	TD	
Gonzalez	6	62	10.3	16	1	
Bowe	6	44	7.3	21	1	
Franklin	3	24	8.0	10	0	
Johnson	3	18	6.0	9	0	
Darling	2	27	13.5	14	0	
Interceptions	Att.	Yds.	Avg.	Long	TD	
Surtain	1	50	50.0	50	0	
Punting	No.	Yds.	Avg.	Net	TB	I-20
Colquitt	5	182	36.4	35.6	0	1
Punt Returns	No.	Yds.	Avg.	FC	Long	TD
Robinson	2	0	0.0	0	0	0
Kickoff Returns	Att.	Yds.	Avg.	Long	TD	
Robinson	2	45	22.5	25	0	
Charles	2	29	14.5	17	0	

2008 IN REVIEW

San Diego Chargers 41, Tampa Bay Buccaneers 24 Sunday, December 21, 2008 - Raymond James Stadium (Tampa, FL)

Riding a career-high four-touchdown performance from Philip Rivers, the Chargers overcame a fourth quarter deficit for the second-straight week and rallied for a 41-24 win over the Tampa Bay Buccaneers in their first-ever visit to Raymond James Stadium. The Chargers scored early and often, taking a 20-10 lead at the half, including a team-record and career-long 57-yard field goal by Nate Kaeding on the final play before intermission. Tampa Bay rallied in the third quarter, outscoring the Bolts, 14-0 to take a 24-20 lead, but the Chargers withstood the Tampa Bay rally and responded with a 21-point fourth quarter of their own that included a game-clinching 59-yard interception return for a

touchdown by rookie Antoine Cason. Several milestones were set in the game as Antonio Gates caught a season-high two touchdown passes, the 50th and 51st of his career, to become the fastest tight end in NFL history with 50 touchdown catches, while also surpassing 5,000 career receiving yards in the game. Meanwhile running back LaDainian Tomlinson (90 yards) and wide receiver Vincent Jackson (111 yards) both went over 1,000 yards for the season. The Chargers' win, combined with Denver's loss to Buffalo set up a season-ending AFC West title game at Qualcomm Stadium.



Score by Quarters		Q1	Q2	Q3	Q4	Total
San Diego Chargers		7	13	0	21	41
Tampa Bay Buccaneers		7	3	14	0	24

Team	Q1	Q2	Q3	Q4	Total
Chargers	1	5:04			
Buccaneers	1	2:39			
Chargers	2	13:26			
Chargers	2	5:32			
Buccaneers	2	0:17			
Chargers	2	0:00			
Buccaneers	3	7:41			
Buccaneers	3	5:05			
Chargers	4	14:53			
Chargers	4	7:18			
Chargers	4	3:00			

Attendance — 64,778

Team Statistics	Chargers	Tampa Bay
TOTAL FIRST DOWNS	21	20
By Rushing	5	9
By Passing	16	10
By Penalty	0	1
THIRD DOWN EFFICIENCY	7-13-54%	6-14-43%
FOURTH DOWN EFFICIENCY	0-0-0%	1-2-50%
TOTAL NET YARDS	370	342
Total Offensive Plays	58	64
Average gain per offensive play	6.4	5.3
NET YARDS RUSHING	90	111
Total Rushing Plays	26	27
Average gain per rushing play	3.5	4.1
Tackles for a loss-number and yards	1-1	2-4
NET YARDS PASSING	280	231
Sacked - yards lost	1-7	2-1
Gross yards passing	287	232
ATT-COMP-INT	31-21-0	35-21-2
Avg gain per pass play	8.8	6.2
KICKOFFS-In EZ-TB	7-2-0	5-1-1
PUNTS No. and Average	4-44.5	3-43.7

B.Manumaleuna 11 yd. pass from P.Rivers (N.Kaeding kick) [8-59, 3:56]
 B.Askew 1 yd. run (M.Bryant kick) [4-11, 2:25]
 A.Gates 15 yd. pass from P.Rivers (N.Kaeding kick) [7-69, 4:13]
 N.Kaeding 28 yd. Field Goal [12-75, 6:13]
 M.Bryant 49 yd. Field Goal [8-49, 1:39]
 N.Kaeding 57 yd. Field Goal [2-25, 0:17]
 J.Garcia 7 yd. run (M.Bryant kick) [13-78, 7:19]
 A.Bryant 71 yd. pass from J.Garcia (M.Bryant kick) [3-82, 1:15]
 A.Gates 5 yd. pass from P.Rivers (N.Kaeding kick) [11-63, 5:12]
 D.Sproles 32 yd. pass from P.Rivers (N.Kaeding kick) [4-46, 2:06]
 A.Cason 59 yd. interception return (N.Kaeding kick)

Had Blocked	0	0
FGs - PATs Had Blocked	0-0	0-0
Net Punting Average	30.5	28.7
TOTAL RETURN YARDAGE	234	221
No. and Yards Punt Returns	2-45	2-16
No. and Yards Kickoff Returns	4-127	7-205
No. and Yards Interception Returns	2-62	0-0
PENALTIES Number and Yards	4-25	2-25
FUMBLES Number and Lost	0-0	1-1
TOUCHDOWNS	5	3
Rushing	0	2
Passing	4	1
Interceptions	1	0
EXTRA POINTS Made-Attempts	5-5	3-3
Kicking Made-Attempts	5-5	3-3
FIELD GOALS Made-Attempts	2-2	1-1
RED ZONE EFFICIENCY	3-4-75%	2-2-100%
GOAL TO GO EFFICIENCY	1-2-50%	1-1-100%
SAFETIES	0	0
FINAL SCORE	41	24
TIME OF POSSESSION	30:51	29:09

CHARGERS

Rushing	Att.	Yds.	Avg.	Long	TD
Tomlinson	21	90	4.3	13	0
Sproles	2	3	1.5	2	0
Rivers	3	-3	-1.0	-1	0

Passing	Att.	Comp.	Yds.	S-L	TD	Lg.	Int.	Rtng.
Rivers	31	21	287	1-7	4	32t	0	136.7

Receiving	No.	Yds.	Avg.	Long	TD
Jackson	7	111	15.9	25	0
Gates	4	43	10.8	15t	2
Sproles	3	46	15.3	32t	1
Naanee	2	29	14.5	18	0
Chambers	2	27	13.5	17	0
Tomlinson	2	20	10.0	22	0
Manumaleuna	1	11	11.0	11t	1

Interceptions	Att.	Yds.	Avg.	Long	TD
Cason	1	59	59.0	59t	1
Cooper	1	3	3.0	3	0

Punting	No.	Yds.	Avg.	Net	TB	I-20	Long
Scifres	4	178	44.5	30.5	2	1	56

Punt Returns	No.	Yds.	Avg.	FC	Long	TD
Sproles	2	45	22.5	0	43	0

Kickoff Returns	Att.	Yds.	Avg.	Long	TD
Sproles	4	127	31.8	44	0

TAMPA BAY

Rushing	Att.	Yds.	Avg.	Long	TD
Garcia	6	45	7.5	11	1
Williams	8	27	3.4	11	0
Dunn	9	20	2.2	5	0
McCown	2	16	8.0	12	0
Smith	1	2	2.0	2	0
Askew	1	1	1.0	1	1

Passing	Att.	Comp.	Yds.	S-L	TD	Lg.	Int.	Rtng.
Garcia	34	21	232	2-1	1	71t	2	67.3
McCown	1	0	0	0-0	0	0	0	39.6

Receiving	No.	Yds.	Avg.	Long	TD
Bryant	6	127	21.2	71t	1
Hilliard	4	24	6.0	11	0
Dunn	4	19	4.8	9	0
Clayton	2	23	11.5	17	0
Stevens	2	21	10.5	19	0
Smith	1	9	9.0	9	0
Askew	1	5	5.0	5	0
Galloway	1	4	4.0	4	0

Interceptions	Att.	Yds.	Avg.	Long	TD
None					

Punting	No.	Yds.	Avg.	Net	TB	I-20	Long
Bidwell	3	131	43.7	28.7	0	1	58

Punt Returns	No.	Yds.	Avg.	FC	Long	TD
Smith	1	8	8.0	0	8	0
Hilliard	1	8	8.0	0	8	0

Kickoff Returns	Att.	Yds.	Avg.	Long	TD
Smith	7	205	29.3	72	0

2008 IN REVIEW



San Diego Chargers 52, Denver Broncos 21 Sunday, December 28, 2008 - Qualcomm Stadium (San Diego, CA)

In front of a team-record crowd of 69,131, the Chargers scored a season-high 52 points and cruised to a 52-21 win over the Denver Broncos to secure their third-straight AFC West championship. The Chargers rode a three-touchdown performance from LaDainian Tomlinson, who contributed to a team-record 289 yards rushing against the Broncos. Darren Sproles spelled Tomlinson late in the game and racked up a team-high 115 yards and scored two touchdowns, including one through the air. Philip Rivers threw two touchdown

passes to set a team single season record (34) and also became the second quarterback in franchise history to throw for 4,000 yards in a season. San Diego's defense turned in its share of big plays as well, with safety Paul Oliver intercepting a Jay Cutler pass in the end zone and Luis Castillo intercepting another one off a pass that was tipped by Shaun Phillips. San Diego scored on six of its first seven possessions to lead 24-6 at the half and 34-13 after three quarters.

Score by Quarters	Q1	Q2	Q3	Q4	Total
Denver Broncos	6	0	7	8	21
San Diego Chargers	10	14	14	14	52

Chargers	1	11:41	N.Kaeding 28 yd. Field Goal [6-60, 3:19]
Broncos	1	7:36	T.Bell 26 yd. run (kick failed, hlu) [10-73, 4:05]
Chargers	1	2:52	L.Tomlinson 1 yd. run (N.Kaeding kick) [8-73, 4:44]
Chargers	2	11:30	B.Manumaleuna 12 yd. pass from P.Rivers (N.Kaeding kick) [8-72, 4:12]
Chargers	2	3:32	L.Tomlinson 4 yd. run (N.Kaeding kick) [9-58, 6:10]
Broncos	3	12:47	T.Bell 37 yd. run (M.Prater kick) [5-73, 2:13]
Chargers	3	9:59	D.Sproles 13 yd. pass from P.Rivers (N.Kaeding kick) [5-69, 2:48]
Chargers	3	9:41	L.Tomlinson 14 yd. run (N.Kaeding kick) [1-14, 0:07]
Broncos	4	13:01	T.Scheffler 25 yd. pass from J.Cutler (J.Cutler run) [7-75, 2:49]
Chargers	4	9:47	D.Sproles 2 yd. run (N.Kaeding kick) [6-66, 3:14]
Chargers	4	1:15	J.Hester 4 yd. run (N.Kaeding kick) [11-70, 7:03]

Attendance — 69,131



Team Statistics	Denver	Chargers
TOTAL FIRST DOWNS	25	28
By Rushing	3	17
By Passing	20	9
By Penalty	2	2
THIRD DOWN EFFICIENCY	3-8-38%	7-11-64%
FOURTH DOWN EFFICIENCY	1-3-33%	2-2-100%
TOTAL NET YARDS	406	491
Total Offensive Plays	59	64
Average gain per offensive play	6.9	7.7
NET YARDS RUSHING	90	289
Total Rushing Plays	10	42
Average gain per rushing play	9.0	6.9
Tackles for a loss-number and yards	1-2	1-2
NET YARDS PASSING	316	202
Sacked - yards lost	0-0	2-5
Gross yards passing	316	207
ATT-COMP-INT	49-33-2	20-15-0
Avg gain per pass play	6.4	9.2
KICKOFFS-In EZ-TB	4-0-0	9-0-0
PUNTS No. and Average	2-42.0	1-43.0

Had Blocked	0	0
FGs - PATs Had Blocked	0-0	0-0
Net Punting Average	34.0	43.0
TOTAL RETURN YARDAGE	171	116
No. and Yards Punt Returns	0-0	2-16
No. and Yards Kickoff Returns	9-171	4-96
No. and Yards Interception Returns	0-0	2-4
PENALTIES Number and Yards	4-79	6-67
FUMBLES Number and Lost	1-0	0-0
TOUCHDOWNS	3	7
Rushing	2	5
Passing	1	2
EXTRA POINTS Made-Attempts	2-3	7-7
Kicking Made-Attempts	1-2	7-7
Rushing Made-Attempts	1-1	0-0
FIELD GOALS Made-Attempts	0-0	1-1
RED ZONE EFFICIENCY	0-2-0%	7-8-88%
GOAL TO GO EFFICIENCY	0-0-0%	3-3-100%
SAFETIES	0	0
FINAL SCORE	21	52
TIME OF POSSESSION	23:53	36:07

DENVER						
Rushing	Att.	Yds.	Avg.	Long	TD	
Bell	8	86	10.8	37t	2	
Cutler	2	4	2.0	6	0	
Passing	Att.	Comp.	Yds.	S-L	TD	Rtng.
Cutler	49	33	316	0-0	1	74.9
Receiving	No.	Yds.	Avg.	Long	TD	
Royal	11	76	6.9	12	0	
Marshall	6	55	9.2	17	0	
Scheffler	5	75	15.0	25t	1	
Stokley	4	47	11.8	17	0	
Bell	4	31	7.8	12	0	
Graham	2	19	9.5	10	0	
Jackson	1	13	13.0	13	0	
Interceptions	Att.	Yds.	Avg.	Long	TD	
None						
Punting	No.	Yds.	Avg.	Net	TB	I-20
Kern	2	84	42.0	34.0	0	0
Punt Returns	No.	Yds.	Avg.	FC	Long	TD
None						
Kickoff Returns	Att.	Yds.	Avg.	Long	TD	
Jackson	8	162	20.3	24	0	
Engelberger	1	9	9.0	9	0	

CHARGERS						
Rushing	Att.	Yds.	Avg.	Long	TD	
Sproles	14	115	8.2	37	1	
Tomlinson	14	96	6.9	45	3	
Hester	8	37	4.6	17	1	
Jackson	2	30	15.0	17	0	
Rivers	4	11	2.8	4	0	
Passing	Att.	Comp.	Yds.	S-L	TD	Rtng.
Rivers	20	15	207	2-5	2	141.0
Receiving	No.	Yds.	Avg.	Long	TD	
Chambers	3	50	16.7	18	0	
Gates	3	49	16.3	34	0	
Jackson	2	47	23.5	37	0	
Hester	2	19	9.5	16	0	
Manumaleuna	2	17	8.5	12t	1	
Sproles	2	17	8.5	13t	1	
Naanee	1	8	8.0	8	0	
Interceptions	Att.	Yds.	Avg.	Long	TD	
Castillo	1	4	4.0	4	0	
Oliver	1	0	0.0	0	0	
Punting	No.	Yds.	Avg.	Net	TB	I-20
Scifres	1	43	43.0	43.0	0	0
Punt Returns	No.	Yds.	Avg.	FC	Long	TD
Sproles	2	16	8.0	0	8	0
Kickoff Returns	Att.	Yds.	Avg.	Long	TD	
Sproles	4	96	24.0	29	0	

2008 IN REVIEW



2008 AFC Wild Card Playoffs • San Diego Chargers 23, Indianapolis Colts 17 (OT) Saturday, January 3, 2009 - Qualcomm Stadium (San Diego, CA)

The San Diego Chargers' miracle season of 2008 stayed alive as the Bolts rallied from a 17-14 fourth quarter deficit behind an outstanding defensive effort and the legs of Darren Sproles to defeat the Indianapolis Colts, 23-17, in overtime in a Saturday night home playoff game at Qualcomm Stadium. After trailing 7-0 and 10-7, the Chargers rallied and led 14-10 at the half. In the third quarter, the Colts caught the Chargers off-guard while substituting defenders and made them pay with a 72-yard TD pass from Peyton Manning to Reggie Wayne. San Diego's defense settled down though and did not allow the Colts any more points. A key defensive stand late in the fourth quarter, fueled

by Tim Dobbins' sack of Manning at the Colts' one-yard line, allowed the offense time for one final drive in regulation. Philip Rivers drove the Bolts to the Colts' eight-yard line and Nate Kaeding's field goal from 26 yards out tied the game with 31 seconds left. San Diego won the coin toss in overtime and Rivers led the offense on an 11-play, 75-yard march that ended with a 22-yard touchdown run by Sproles to win the game in overtime. Sproles finished the night with 328 all-purpose yards, the third-most ever by a player in an NFL Playoff game. Dobbins' sack that enabled the Bolts to begin the comeback was the first of his career.



Score by Quarters

Team	Q1	Q2	Q3	Q4	OT	Total
Indianapolis Colts	7	3	7	0	0	17
San Diego Chargers	0	14	0	3	6	23

Q1	Q2	Q3	Q4	OT	Total
7	3	7	0	0	17
0	14	0	3	6	23

Colts	1	2:59	J.Addai 1 yd. run (A.Vinatieri kick) [9-81, 5:02]			
Chargers	2	10:15	L.Tomlinson 3 yd. run (N.Kaeding kick) [4-44, 2:18]			
Colts	2	6:46	A.Vinatieri 43 yd. Field Goal [8-42, 3:29]			
Chargers	2	0:42	D.Sproles 9 yd. run (N.Kaeding kick) [6-45, 2:19]			
Colts	3	8:10	R.Wayne 72 yd. pass from P.Manning (A.Vinatieri kick) [5-91, 1:32]			
Chargers	4	0:31	N.Kaeding 26 yd. Field Goal [7-30, 1:17]			
Chargers	5	8:40	D.Sproles 22 yd. run (10-75, 6:20) [10-75, 6:20]			
Attendance — 68,082						

Team Statistics

	Indianapolis	Chargers
TOTAL FIRST DOWNS	17	26
By Rushing	5	11
By Passing	11	12
By Penalty	1	3
THIRD DOWN EFFICIENCY	6-15-40%	6-14-43%
FOURTH DOWN EFFICIENCY	0-1-0%	1-1-100%
TOTAL NET YARDS	366	357
Total Offensive Plays	65	73
Average gain per offensive play	5.6	4.9
NET YARDS RUSHING	64	167
Total Rushing Plays	22	33
Average gain per rushing play	2.9	5.1
Tackles for a loss-number and yards	1-1	3-5
NET YARDS PASSING	302	190
Sacked - yards lost	1-8	4-27
Gross yards passing	310	217
ATT-COMP-INT	42-25-0	36-20-1
Avg gain per pass play	7.0	4.8
KICKOFFS-In EZ-TB	5-3-1	4-0-0

PUNTS No. and Average	6-46.8	6-52.7
Had Blocked	0	0
FGs - PATs Had Blocked	0-0	0-0
Net Punting Average	31.5	51.7
TOTAL RETURN YARDAGE	105	178
No. and Yards Punt Returns	2-6	3-72
No. and Yards Kickoff Returns	4-63	4-106
No. and Yards Interception Returns	1-36	0-0
PENALTIES Number and Yards	9-74	3-40
FUMBLES Number and Lost	0-0	1-1
TOUCHDOWNS	2	3
Rushing	1	3
Passing	1	0
EXTRA POINTS Made-Attempts	2-2	2-2
Kicking Made-Attempts	2-2	2-2
FIELD GOALS Made-Attempts	1-1	1-1
RED ZONE EFFICIENCY	1-1-100%	2-4-50%
GOAL TO GO EFFICIENCY	1-1-100%	2-3-67%
SAFETIES	0	0
FINAL SCORE	17	23
TIME OF POSSESSION	29:11	37:09

INDIANAPOLIS

Rushing	Att.	Yds.	Avg.	Long	TD
Addai	16	44	2.8	11	1
Rhodes	4	12	3.0	5	0
Clark	1	9	9.0	9	0
Manning	1	-1	-1.0	-1	0

Passing	Att.	Comp.	Yds.	S-L	TD	Lg.	Int.	Rtng.
Manning	42	25	310	1-8	1	72t	0	90.4

Receiving	No.	Yds.	Avg.	Long	TD
Clark	7	33	4.7	9	0
Gonzalez	6	97	16.2	36	0
Wayne	4	129	32.3	72t	1
Addai	4	28	7.0	8	0
Harrison	3	20	6.7	9	0
Robinson	1	3	3.0	3	0

Interceptions	Att.	Yds.	Avg.	Long	TD
Betha	1	36	36.0	36	0

Punting	No.	Yds.	Avg.	Net	TB	I-20	Long
Smith	6	281	46.8	31.5	1	0	63

Punt Returns	No.	Yds.	Avg.	FC	Long	TD
Ratliff	2	6	3.0	2	4	0

Kickoff Returns	Att.	Yds.	Avg.	Long	TD
Simpson	3	50	16.7	24	0
Reid	1	13	13.0	13	0

CHARGERS

Rushing	Att.	Yds.	Avg.	Long	TD
Sproles	22	105	4.8	22t	2
Tomlinson	5	25	5.0	13	1
Bennett	4	24	6.0	14	0
Rivers	2	13	6.5	12	0

Passing	Att.	Comp.	Yds.	S-L	TD	Lg.	Int.	Rtng.
Rivers	36	20	217	4-27	0	30	1	61.9

Receiving	No.	Yds.	Avg.	Long	TD
Gates	8	87	10.9	30	0
Sproles	5	45	9.0	17	0
Chambers	4	57	14.3	25	0
Naanee	1	15	15.0	15	0
Bennett	1	7	7.0	7	0
Hester	1	6	6.0	6	0

Interceptions	Att.	Yds.	Avg.	Long	TD
None					

Punting	No.	Yds.	Avg.	Net	TB	I-20	Long
Scifres	6	316	52.7	51.7	0	6	67

Punt Returns	No.	Yds.	Avg.	FC	Long	TD
Sproles	3	72	24.0	0	28	0

Kickoff Returns	Att.	Yds.	Avg.	Long	TD
Sproles	4	106	26.5	32	0

2008 IN REVIEW



2008 AFC Divisional Playoffs • Pittsburgh Steelers 35, San Diego Chargers 24 Sunday, January 11, 2009 - Heinz Field (Pittsburgh, PA)

The San Diego Chargers' run through the AFC Playoffs came to an abrupt end in Pittsburgh's Heinz Field as the Steelers dealt the Chargers a 35-24 setback on a cold and snowy day in the Steel City. The Chargers staked out to an early lead on a long touchdown catch by Vincent Jackson and led or were tied for most of the first half, but the game's momentum changed right before and right after halftime. Down 10-7, Pittsburgh drove 66 yards for a touchdown just before halftime, giving them their first lead of the night at 14-10. The Steelers got the ball first coming out of the locker room and drove 77 yards for another score that extended the lead to 21-10. Darren Sproles' 63-yard kickoff return gave the ball to the Chargers at Pittsburgh's 23-yard line, but Philip Rivers' first-down pass was tipped and intercepted by the Steelers. Though replays showed the ball appeared to hit the ground, the play

withstood an instant replay challenge and Pittsburgh maintained possession. The Chargers' defense held and forced a punt, but the punt inadvertently hit an unknowing Eric Weddle and the Steelers recovered and took over at the Chargers' 23. Again the Chargers defense would hold, stopping Pittsburgh on downs at the one, but with the Bolts offense unable to get out of the shadow of its own goal line, the Steelers got the ball again in San Diego territory and 49 yards later, the Steelers scored to take a 28-10 lead. San Diego did manage to score a pair of late touchdowns, including a 62-yard catch and run by Sproles, who finished the game with 274 all-purpose yards, but Pittsburgh ultimately held the Bolts at bay, matching touchdown for touchdown, and held on for the win.



Score by Quarters	Q1	Q2	Q3	Q4	Total
San Diego Chargers	7	3	0	14	24
Pittsburgh Steelers	7	7	7	14	35

Chargers	1	12:59	V.Jackson 41 yd. pass from P.Rivers (N.Kaeding kick) [4-75, 2:01]
Steelers	1	7:41	S.Holmes 67 yd. punt return (Je.Reed kick)
Chargers	2	1:56	N.Kaeding 42 yd. Field Goal [7-20, 3:09]
Steelers	2	0:40	W.Parker 3 yd. run (Je.Reed kick) [7-66, 1:16]
Steelers	3	7:04	H.Miller 8 yd. pass from B.Roethlisberger (Je.Reed kick) [13-77, 7:56]
Steelers	4	12:52	G.Russell 1 yd. run (Je.Reed kick) [2-49, 0:49]
Chargers	4	9:09	L.Naanee 4 yd. pass from P.Rivers (N.Kaeding kick) [10-73, 3:43]
Steelers	4	4:11	W.Parker 16 yd. run (Je.Reed kick) [9-73, 4:58]
Chargers	4	1:53	D.Sproles 62 yd. pass from P.Rivers (N.Kaeding kick) [4-79, 0:50]

Attendance — 63,899

Team Statistics	Chargers	Pittsburgh
TOTAL FIRST DOWNS	15	22
By Rushing	1	12
By Passing	13	8
By Penalty	1	2
THIRD DOWN EFFICIENCY	5-12-42%	6-14-43%
FOURTH DOWN EFFICIENCY	0-0-0%	0-2-0%
TOTAL NET YARDS	290	342
Total Offensive Plays	50	70
Average gain per offensive play	5.8	4.9
NET YARDS RUSHING	15	165
Total Rushing Plays	11	42
Average gain per rushing play	1.4	3.9
Tackles for a loss-number and yards	2-6	3-6
NET YARDS PASSING	275	177
Sacked - yards lost	4-33	1-4
Gross yards passing	308	181
ATT-COMP-INT	35-21-1	27-17-0
Avg gain per pass play	7.1	6.3
KICKOFFS-In EZ-TB	5-0-0	6-1-0
PUNTS No. and Average	6-47.2	5-43.4

Had Blocked	0	0
FGs - PATs Had Blocked	0-0	0-0
Net Punting Average	35.0	38.6
TOTAL RETURN YARDAGE	175	136
No. and Yards Punt Returns	3-4	2-73
No. and Yards Kickoff Returns	6-171	4-63
No. and Yards Interception Returns	0-0	1-0
PENALTIES Number and Yards	8-104	7-44
FUMBLES Number and Lost	1-1	0-0
TOUCHDOWNS	3	5
Rushing	0	3
Passing	3	1
Punt Returns	0	1
EXTRA POINTS Made-Attempts	3-3	5-5
Kicking Made-Attempts	3-3	5-5
FIELD GOALS Made-Attempts	1-1	0-0
RED ZONE EFFICIENCY	1-1-100%	4-5-80%
GOAL TO GO EFFICIENCY	1-1-100%	2-3-67%
SAFETIES	0	0
FINAL SCORE	24	35
TIME OF POSSESSION	23:30	36:30

CHARGERS						
Rushing	Att.	Yds.	Avg.	Long	TD	
Sproles	11	15	1.4	8	0	
Passing	Att.	Comp.	Yds.	S-L	TD	Lg. Int. Rtngr.
Rivers	35	21	308	4-33	3	62t 1 105.4
Receiving	No.	Yds.	Avg.	Long	TD	
Sproles	5	91	18.2	62t	1	0
Gates	5	59	11.8	21	0	0
Chambers	4	72	18.0	25	0	0
Jackson	2	49	24.5	41t	1	0
Hester	2	13	6.5	11	0	0
Manumaleuna	1	14	14.0	14	0	0
Bennett	1	6	6.0	6	0	0
Naanee	1	4	4.0	4t	1	0
Interceptions	Att.	Yds.	Avg.	Long	TD	
None						
Punting	No.	Yds.	Avg.	Net	TB	I-20 Long
Scifres	6	283	47.2	35.0	0	1 53
Punt Returns	No.	Yds.	Avg.	FC	Long	TD
Sproles	2	4	2.0	0	4	0
Weddle	1	0	0.0	0	0	0
Kickoff Returns	Att.	Yds.	Avg.	Long	TD	
Sproles	5	164	32.8	63	0	0
Cromartie	1	7	7.0	7	0	0

PITTSBURGH						
Rushing	Att.	Yds.	Avg.	Long	TD	
Parker	27	146	5.4	27	2	
Moore	3	13	4.3	5	0	0
Holmes	2	7	3.5	4	0	0
Russell	4	5	1.3	3	1	0
Davis	1	0	0.0	0	0	0
Leftwich	4	-2	-0.5	2	0	0
Clark	1	-4	-4.0	-4	0	0
Passing	Att.	Comp.	Yds.	S-L	TD	Lg. Int. Rtngr.
Roethlisberger	26	17	181	1-4	1	41 0 98.4
Leftwich	1	0	0	0-0	0	0 0 39.6
Receiving	No.	Yds.	Avg.	Long	TD	
Ward	4	70	17.5	41	0	0
Miller	3	37	12.3	18	1	0
Washington	3	30	10.0	18	0	0
Davis	3	7	2.3	6	0	0
Holmes	2	25	12.5	15	0	0
Moore	2	12	6.0	9	0	0
Interceptions	Att.	Yds.	Avg.	Long	TD	
Footie	1	0	0.0	0	0	0
Punting	No.	Yds.	Avg.	Net	TB	I-20 Long
Berger	4	192	48.0	42.0	1	0 51
B.Roethlisberger	1	25	25.0	25.0	0	1 25
Punt Returns	No.	Yds.	Avg.	FC	Long	TD
Holmes	2	73	36.5	1	67t	1
Moore	0	0	0.0	2	0	0
Kickoff Returns	Att.	Yds.	Avg.	Long	TD	
Russell	2	33	16.5	19	0	0
Moore	1	18	18.0	18	0	0
Davis	1	12	12.0	12	0	0

2008 IN REVIEW



TRAINING CAMP AT CHARGERS PARK

On Dec. 16, 2004, the Chargers announced that beginning in 2005, training camp would take place at Chargers Park, the team's year-round training facility that opened in 1997.

Chargers Park has three practice fields, including two 100-yard natural-grass fields and a 60-yard FieldTurf synthetic turf field. Chargers President Dean Spanos invested more than \$100,000 to install the FieldTurf in April 2005.

Chargers Park is the ninth training camp site in the 50-year history of the Chargers. The team held its

initial training camp in 1960 at Chapman College in Orange, California, before moving to the University of San Diego from 1961-62. In 1963, the team trained at Rough Acres Ranch in Boulevard, Calif., located in the rugged hills east of San Diego. The Chargers also trained in Escondido (1964-68), the University of California-Irvine (1969-73), United States International University (1974-75), the University of California-San Diego (1976-02) and the Home Depot Center in Carson, California (2003-04).

TRAINING CAMP INFORMATION

Site

Chargers Park, 4020 Murphy Canyon Road, San Diego, CA 92123
 Mailing Address: P.O. Box 609609, San Diego, CA 92160-9609
 Phone: (858) 874-4500

Public Relations Contacts

Bill Johnston Director of Public Relations
 Scott Yoffe Assistant Director of Public Relations
 Jamaal LaFrance Media Relations Coordinator
 Jennifer Rojas Corporate Communications Coordinator
 Joel Price Manager, Internet Services
 Casey Pearce Managing Editor – Web Site & Publications

Dates

July 31 Camp opens
 July 31 First practice
 Aug. 27 Camp closes

Cutdown

Sept. 1 75 players
 Sept. 5 53 players


Sites

Chargers Park, San Diego 2005-09
 The Home Depot Center, California State University, Dominguez Hills, Carson 2003-04
 University of California-San Diego, La Jolla 1976-02
 United States International University, San Diego 1974-75
 University of California-Irvine, Irvine 1969-73
 TraveLodge, Escondido 1964-68
 Rough Acres Ranch, Boulevard 1963
 University of San Diego 1961-62
 Chapman College, Orange 1960



2008 IN REVIEW





RECORDS

LaDainian Tomlinson stiff-armed the competition for another 1,000-yard, 10-touchdown season in 2008. It is something that he has done during each of his eight seasons in the NFL. This future Hall of Famer holds or shares 28 team records.

INDIVIDUAL RECORDS

POINTS

Most, Career

- 1,076 John Carney, 1990-00
- 846 LaDainian Tomlinson, 2001-08
- 766 Rolf Benirschke, 1977-86

Most, Season

- 186 LaDainian Tomlinson, 2006
- 136 Nate Kaeding, 2006
- 135 John Carney, 1994

Most, Season, Rookie

- 114 Nate Kaeding, 2004
- 106 Dennis Partee, 1968
- 94 Herb Travenio, 1965

Most, Game

- 30 Kellen Winslow at Oakland, Nov. 22, 1981
- 24 (8 times), Last: LaDainian Tomlinson vs. Oakland, Oct. 14, 2007
- 18 (30 times), Last: LaDainian Tomlinson vs. Denver, Dec. 28, 2008

TOUCHDOWNS

Most Seasons Leading League

- 3 Lance Alworth, 1964, 1965, 1966
- 1 LaDainian Tomlinson, 2006

Most, Career

- 141 LaDainian Tomlinson, 2001-08
- 83 Lance Alworth, 1962-70
- 58 Gary Garrison, 1966-76

Most, Season

- 31 LaDainian Tomlinson, 2006
- 20 LaDainian Tomlinson, 2005
- 19 Chuck Muncie, 1981

Most, Game

- 5 Kellen Winslow at Oakland, Nov. 22, 1981
- 4 (8 times), Last: LaDainian Tomlinson vs. Oakland, Oct. 14, 2007
- 3 (30 times), Last: LaDainian Tomlinson vs. Denver, Dec. 28, 2008

Most Consecutive Games

- 18 LaDainian Tomlinson, 2004-05
- 10 LaDainian Tomlinson, 2006
- 9 Natrone Means, 1993-94
- Lance Alworth, 1963, 1964

POINTS AFTER TOUCHDOWN

Most, Career

- 328 Rolf Benirschke, 1977-86
- 293 John Carney, 1990-00
- 253 Nate Kaeding, 2004-08

Most, Season

- 58 Nate Kaeding, 2006
- 55 Rolf Benirschke, 1981
- 54 Nate Kaeding, 2004

Most, Game

- 7 (5 times), Last: Nate Kaeding at Cincinnati, Nov. 12, 2006
- 6 (26 times), Last: Nate Kaeding vs. Denver, Dec. 28, 2008
- 5 (39 times), Last: Nate Kaeding at Tampa Bay, Dec. 21, 2008

Most Consecutive

- 221 Nate Kaeding, 2004-08
- 87 Rolf Benirschke, 1983-86
- 76 John Carney, 1991-93

Most Attempts, Career

- 352 Rolf Benirschke, 1977-86
- 298 John Carney, 1990-00
- 254 Nate Kaeding, 2004-08

Most Attempts, Season

- 61 Rolf Benirschke, 1981
- 58 Nate Kaeding, 2006
- 55 Nate Kaeding, 2004
- Bob Thomas, 1985

Most Attempts, Game

- 8 Bob Thomas vs. Pittsburgh, Dec. 8, 1985
- Rolf Benirschke at Oakland, Nov. 22, 1981
- 7 (5 times), Last: Nate Kaeding at Cincinnati, Nov. 12, 2006
- 6 (35 times), Last: Nate Kaeding vs. Denver, Dec. 28, 2008

TWO-POINT CONVERSIONS

Most, Career

- 3 Ronnie Harmon, 1990-95
- 2 Dave Kocourek, 1960-65
- 1 (16 times), Last: Darren Sproles, 2008

Most, Season

- 3 Ronnie Harmon, 1994
- 1 (18 times), Last: Darren Sproles, 2008

Most, Game

- 1 (21 times), Last: Darren Sproles at Oakland, Sept. 28, 2008

FIELD GOALS

Most, Career

- 261 John Carney, 1990-00
- 146 Rolf Benirschke, 1977-86
- 118 Nate Kaeding, 2004-08

Most, Season

- 34 John Carney, 1994
- 31 John Carney, 1993, 1999
- 29 John Carney, 1996

Most, Game

- 6 (3 times), Last: Greg Davis at Oakland, Oct. 5, 1997
- 5 (8 times), Last: Steve Christie vs. Seattle, Dec. 30, 2001
- 4 (21 times), Last: Nate Kaeding vs. Baltimore, Nov. 25, 2007

Most, Game, No Misses

- 6 (3 times), Last: Greg Davis at Oakland, Oct. 5, 1997
- 5 (7 times), Last: Steve Christie vs. Seattle, Dec. 30, 2001
- 4 (14 times), Last: Nate Kaeding vs. Baltimore, Nov. 25, 2007

Highest Percentage, Career (min. 100 att.)

- .861 Nate Kaeding, 2004-08 (118 of 137)
- .816 John Carney, 1990-00 (261 of 320)
- .702 Rolf Benirschke, 1977-86 (146 of 208)

Highest Percentage, Season (min. 14 att.)

- .905 John Carney, 1990 (19 of 21)
- .897 Nate Kaeding, 2006 (26 of 29)
- .895 John Carney, 1994 (34 of 38)

Most Consecutive

- 29 John Carney, 1992-93
- 21 John Carney, 1994
- 16 Nate Kaeding, 2007-08

Most Attempts, Career

- 320 John Carney, 1990-00
- 208 Rolf Benirschke, 1977-86
- 137 Nate Kaeding, 2004-08

Most Attempts, Season

- 40 John Carney, 1993
- 38 John Carney, 1994
- 36 John Carney, 1996, 1999
- Rolf Benirschke, 1980

Most Attempts, Game

- 7 Dick Van Raaphorst at N.Y. Jets, Oct. 8, 1966
- 6 (6 times), Last: Steve Christie vs. Denver, Dec. 1, 2002
- 5 (19 times), Last: Steve Christie at Cleveland, Oct. 19, 2003

Longest

- 57 Nate Kaeding at Tampa Bay, Dec. 21, 2008
- 54 (4 times), Last: Nate Kaeding at Baltimore, Oct. 1, 2006
- 53 (6 times), Last: Nate Kaeding at Atlanta, Oct. 17, 2004

RUSHING YARDS

Most Seasons Leading League

- 2 LaDainian Tomlinson, 2006, 2007
- 1 Dick Post, 1968
- Paul Lowe, 1965

Most, Career

- 11,760 LaDainian Tomlinson, 2001-08
- 4,972 Paul Lowe, 1960-68
- 4,297 Marion Butts, 1989-93

Most, Season

- 1,815 LaDainian Tomlinson, 2006
- 1,683 LaDainian Tomlinson, 2002
- 1,645 LaDainian Tomlinson, 2003



Most, Game

- 243 LaDainian Tomlinson vs. Oakland, Dec. 28, 2003
- 220 LaDainian Tomlinson vs. Denver, Dec. 1, 2002
- 217 LaDainian Tomlinson vs. N.E., Sept. 29, 2002
Gary Anderson vs. Kansas City, Dec. 18, 1988

Longest Run

- 87t Paul Lowe at Dallas, Sept. 10, 1961
- 86t Keith Lincoln at Oakland, Sept. 30, 1962
- 85t LaDainian Tomlinson vs. Kansas City, Dec. 17, 2006

RUSHING TOUCHDOWNS

Most Seasons Leading League

- 3 LaDainian Tomlinson, 2004, 2006, 2007

Most, Career

- 126 LaDainian Tomlinson, 2001-08
- 43 Chuck Muncie, 1980-84
- 38 Paul Lowe, 1960-67

Most, Season

- 28 LaDainian Tomlinson, 2006
- 19 Chuck Muncie, 1981
- 18 LaDainian Tomlinson, 2005

Most, Game

- 4 (5 times), Last: LaDainian Tomlinson vs. Oakland, Oct. 14, 2007
- 3 (20 times), Last: LaDainian Tomlinson vs. Denver, Dec. 28, 2008
- 2 (98 times), Last: LaDainian Tomlinson at Oakland, Sept. 28, 2008

RUSHING AVERAGE

Highest, Career (minimum 500 att.)

- 4.9 Paul Lowe, 1960-68
- 4.7 Keith Lincoln, 1961-66, 68
- 4.4 LaDainian Tomlinson, 2001-08
Dick Post, 1967-70

Highest, Season (minimum 100 att.)

- 6.45 Keith Lincoln, 1963
- 6.33 Paul Lowe, 1960
- 5.71 Paul Lowe, 1963

Highest, Game (minimum 10 att.)

- 14.7 Michael Turner at Denver, Oct. 7, 2007
- 13.8 Keith Lincoln at Oakland, Sept. 30, 1962
- 12.7 Keith Lincoln at Kansas City, Oct. 20, 1963

RUSHING ATTEMPTS

Most Seasons Leading League

- 1 Paul Lowe, 1965

Most, Career

- 2,657 LaDainian Tomlinson, 2001-08
- 1,031 Marion Butts, 1989-93
- 1,015 Paul Lowe, 1960-68

Most, Season

- 372 LaDainian Tomlinson, 2002
- 348 LaDainian Tomlinson, 2006
- 343 Natrone Means, 1994

Most, Game

- 39 LaDainian Tomlinson at Oakland, Oct. 20, 2002
Marion Butts at Kansas City, Dec. 17, 1989
- 37 (3 times), Last: LaDainian Tomlinson at Oakland, Nov. 21, 2004
- 36 LaDainian Tomlinson vs. Wash., Sept. 9, 2001
Gary Brown at Oakland, Oct. 5, 1997

PASS ATTEMPTS

Most, Career

- 5,604 Dan Fouts, 1973-87
- 3,640 John Hadl, 1962-72
- 2,350 Stan Humphries, 1992-97

Most, Season

- 609 Dan Fouts, 1981
- 589 Dan Fouts, 1980
- 530 Dan Fouts, 1979

Most, Game

- 58 Mark Herrmann at Kansas City, Dec. 22, 1985
- 56 Dan Fouts vs. Miami, Nov. 18, 1984 (OT)
- 54 John Friesz vs. Cleveland, Oct. 20, 1991

PASS COMPLETIONS

Most, Career

- 3,297 Dan Fouts, 1973-1987
- 1,824 John Hadl, 1962-1972
- 1,335 Stan Humphries, 1992-97

Most, Season

- 360 Dan Fouts, 1981
- 348 Dan Fouts, 1980
- 332 Dan Fouts, 1979

Most, Game

- 37 Mark Herrmann at Kansas City, Dec. 22, 1985
Dan Fouts vs. Miami, Nov. 18, 1984 (OT)
- 35 Drew Brees vs. Miami, Dec. 11, 2005
- 34 Philip Rivers at Kansas City, Dec. 14, 2008
Doug Flutie vs. Seattle, Dec. 30, 2001

Most Consecutive

- 15 Philip Rivers at Green Bay, Sept. 23, 2007
Dan Fouts at Cleveland, Sept. 7, 1981
- 14 Drew Brees at N.Y. Jets, Nov. 6 and vs. Buffalo, Nov. 20, 2005
Jim Harbaugh vs. Denver, Nov. 7, 1999
- 13 (4 times), Last: Philip Rivers at San Francisco, Oct. 15, 2006

COMPLETION PERCENTAGE

Highest, Career (minimum 500 att.)

- .623 Philip Rivers, 2004-08
- .622 Drew Brees, 2001-05
- .588 Dan Fouts, 1973-87

Highest, Season (minimum 140 att.)

- .657 Mark Herrmann, 1985
- .655 Drew Brees, 2004
- .653 Philip Rivers, 2008

Highest, Game (minimum 20 att.)

- .880 Drew Brees vs. Oakland, Oct. 31, 2004
- .864 Drew Brees vs. N.Y. Giants, Sept. 25, 2005
- .848 Drew Brees vs. Buffalo, Nov. 20, 2005

PASSING YARDS

Most Seasons Leading League

- 4 Dan Fouts, 1979, 1980, 1981, 1982
- 3 John Hadl, 1965, 1968, 1971

Most, Career

- 43,040 Dan Fouts, 1973-87
- 26,938 John Hadl, 1962-72
- 16,085 Stan Humphries, 1992-97

Most, Season

- 4,802 Dan Fouts, 1981
- 4,715 Dan Fouts, 1980
- 4,082 Dan Fouts, 1979

Most, Game

- 444 Dan Fouts at San Francisco, Dec. 11, 1982
Dan Fouts vs. N.Y. Giants, Oct. 19, 1980
- 440 Dan Fouts vs. Seattle, Sept. 15, 1985
- 436 Dan Fouts vs. L.A. Raiders, Nov. 10, 1985

Most Games 300 Yards or More, Career

- 51 Dan Fouts, 1973-87
- 16 John Hadl, 1962-72
- 9 Philip Rivers, 2004-08

Most Games 300 Yards or More, Season

- 8 Dan Fouts, 1980
- 7 Dan Fouts, 1981, 1985
- 6 Dan Fouts, 1979

Most Consecutive Games, 300 Yards or More

- 4 Dan Fouts, 1980-81, 1979
- 3 Dan Fouts, 1985, 1980
John Hadl, 1967
- 2 (15 times), Last: Philip Rivers, 2008

Most Games 400 Yards or More, Career

- 6 Dan Fouts, 1973-87
- 1 Jim Harbaugh, 1999-00

Longest Completion

- 99t Stan Humphries at Seattle, Sept. 18, 1994
- 91t Jack Kemp at Denver, Nov. 12, 1961
- 88t Ed Luther vs. Chicago, Dec. 3, 1984

TOUCHDOWN PASSES

Most Seasons Leading League

- 2 John Hadl, 1968, 1971
Dan Fouts, 1981, 1982
- 1 Philip Rivers, 2008 (tied with Drew Brees)

Most, Career

- 254 Dan Fouts, 1973-87
- 201 John Hadl, 1962-72
- 85 Stan Humphries, 1992-97



RECORDS

Most, Season

- 34 Philip Rivers, 2008
- 33 Dan Fouts, 1981
- 30 Dan Fouts, 1980

Most, Game

- 6 Dan Fouts at Oakland, Nov. 22, 1981
- 5 (4 times), Last: Drew Brees vs. Oakland, Oct. 31, 2004
- 4 (19 times), Last: Philip Rivers, at Tampa Bay, Dec. 21, 2008

Most Consecutive Games

- 20 Dan Fouts, 1979-80
- 19 John Hadl, 1966-67
- 16 Philip Rivers, 2007-08
- John Hadl, 1967-68

INTERCEPTIONS THROWN**Most Seasons Leading League**

- 1 John Hadl, 1968

Most, Career

- 242 Dan Fouts, 1973-87
- 211 John Hadl, 1962-72
- 73 Stan Humphries, 1992-97

Most, Season

- 32 John Hadl, 1968
- 26 John Hadl, 1972
- 25 John Hadl, 1971
- Jack Kemp, 1960

Most, Game

- 6 Ed Luther vs. Washington, Oct. 31, 1983
- John Hadl vs. Kansas City, Dec. 8, 1968
- 5 (9 times), Last: Craig Whelihan at Seattle, Dec. 13, 1998
- 4 (31 times), Last: Doug Flutie at Denver, Nov. 11, 2001

Fewest, Season (minimum 150 att.)

- 3 Ed Luther, 1984 (151 att.)
- 4 Doug Flutie, 2003 (167 att.)
- John Friesz, 1993 (238 att.)
- 6 Stan Humphries, 1997 (225 att.)

Most Consecutive Attempts, None Intercepted

- 194 Drew Brees, Oct. 17-Dec. 5, 2004
- 168 Dan Fouts, Sept. 27-Oct. 25, 1981
- 159 Stan Humphries, Dec. 19, 1993-Sept. 25, 1994

Lowest Percentage, Season (minimum 150 att.)

- .017 John Friesz, 1993
- .018 Drew Brees, 2004
- .020 Philip Rivers, 2006

PASSER RATING**Most Seasons Leading League**

- 1 Philip Rivers, 2008

Highest, Career (minimum 500 att.)

- 92.9 Philip Rivers, 2004-08
- 84.9 Drew Brees, 2001-05
- 80.2 Dan Fouts, 1973-87

Highest, Season (minimum 300 att.)

- 105.5 Philip Rivers, 2008
- 104.8 Drew Brees, 2004
- 93.3 Dan Fouts, 1982

Highest, Game (minimum 20 att.)

- 157.1 Dan Fouts at Cleveland, Sept. 7, 1981
- 153.1 Drew Brees vs. Oakland, Oct. 31, 2004
- 151.4 Philip Rivers at Denver, Oct. 7, 2007

RECEIVING YARDS**Most Seasons Leading League**

- 3 Lance Alworth, 1965, 1966, 1969

Most, Career

- 9,584 Lance Alworth, 1962-70
- 9,203 Charlie Joiner, 1976-86
- 7,533 Gary Garrison, 1966-76

Most, Season

- 1,602 Lance Alworth, 1965
- 1,383 Lance Alworth, 1966
- 1,340 John Jefferson, 1980

Most, Game

- 260 Wes Chandler vs. Cincinnati, Dec. 20, 1982
- 243 Wes Chandler vs. Seattle, Sept. 15, 1985
- 232 Lance Alworth at Kansas City, Oct. 20, 1963

Average per Catch, Career (minimum 250 rec.)

- 19.4 Lance Alworth, 1962-70
- 18.6 Gary Garrison, 1966-76
- 16.4 Wes Chandler, 1981-87

Average per Catch, Season (minimum 35 rec.)

- 23.2 Lance Alworth, 1965
- 22.9 Gary Garrison, 1970
- 21.2 Gary Garrison, 1968, 1971

Longest Reception

- 99t Humphries to Martin at Seattle, Sept. 18, 1994
- 91t Kemp to Lincoln at Denver, Nov. 12, 1961
- 88t Luther to Duckworth at Chicago, Dec. 3, 1984

RECEPTIONS**Most Seasons Leading League**

- 3 Lance Alworth, 1966, 1968, 1969
- 2 Kellen Winslow, 1980, 19801

Most, Career

- 586 Charlie Joiner, 1976-86
- 541 Kellen Winslow, 1979-87
- 510 LaDainian Tomlinson, 2001-08

Most, Season

- 100 LaDainian Tomlinson, 2003
- 90 Tony Martin, 1995
- 89 Antonio Gates, 2005
- Kellen Winslow, 1980

Most, Game

- 15 Kellen Winslow at Green Bay, Oct. 7, 1984
- 14 David Boston at Jacksonville, Oct. 5, 2003
- Kellen Winslow vs. Kansas City, Dec. 11, 1983
- 13 (5 times), Last: Antonio Gates vs. Miami, Dec. 11, 2005

Most Consecutive Games With a Catch

- 96 Lance Alworth, 1962-69
- 78 Charlie Joiner, 1978-84
- 73 Kellen Winslow, 1979-85

RECEIVING TOUCHDOWNS**Most Seasons Leading League**

- 3 Lance Alworth, 1964, 1965, 1966

Most, Career

- 81 Lance Alworth, 1962-70
- 58 Gary Garrison, 1966-76
- 51 Antonio Gates, 2003-08

Most, Season

- 14 Tony Martin, 1996
- Lance Alworth, 1965
- 13 (5 times), Last: Antonio Gates, 2004
- 12 Gary Garrison, 1970

Most, Game

- 5 Kellen Winslow at Oakland, Nov. 22, 1981
- 4 Lance Alworth at Denver, Dec. 1, 1968
- 3 (8 times), Last: Antonio Gates vs. Kansas City, Oct. 30, 2005

Most Consecutive Games

- 9 Lance Alworth, 1963
- 6 John Jefferson, 1980
- Lance Alworth, 1964, 1967
- 5 Lance Alworth, 1965-66

INTERCEPTIONS BY**Most Seasons Leading League**

- 1 Antonio Cromartie, 2007

Most, Career

- 42 Gill Byrd, 1983-92
- 29 Dick Harris, 1960-65
- 26 Rodney Harrison, 1994-02

Most, Season

- 10 Antonio Cromartie, 2007
- 9 Charlie McNeil, 1961
- 8 (4 times), Last: Ryan McNeil, 2001

Most, Game

- 3 (11 times), Last: Antonio Cromartie vs. Indianapolis, Nov. 11, 2007
- 2 (79 times), Last: Stephen Cooper vs. Oakland, Dec. 4, 2008
- 1 (826 times), Last: Luis Castillo vs. Denver, Dec. 28, 2008

Most Consecutive Games

- 5 Charlie McNeil, 1961
- 4 (4 times), Last: Greg Jackson, 1998
- 3 (18 times), Last: Stephen Cooper, 2008



INTERCEPTION RETURN YARDS

Most Seasons Leading League

1 Charlie McNeil, 1961

Most, Career

546 Gill Byrd, 1983-92
502 Charlie McNeil, 1960-64
477 Kenny Graham, 1964-69

Most, Season

349 Charlie McNeil, 1961
224 Stanley Richard, 1994
166 Vencie Glenn, 1987

Most, Game

177 Charlie McNeil vs. Houston, Sept. 24, 1961
106 Woodrow Lowe vs. Pittsburgh, Nov. 18, 1979
103 Vencie Glenn vs. Denver, Nov. 29, 1987

Longest Return

103t Vencie Glenn vs. Denver, Nov. 29, 1987
102t Donald Frank at L.A. Raiders, Oct. 31, 1993
100t Leslie Duncan vs. Kansas City, Oct. 15, 1967

INTERCEPTION RETURN TOUCHDOWNS

Most, Career

5 Kenny Graham, 1964-69
Dick Harris, 1960-65
4 Woodrow Lowe, 1976-86
3 Joe Beauchamp, 1966-75

Most, Season

3 Dick Harris, 1961
2 (8 times), Last: Clinton Hart, 2005
1 (58 times), Last: Antoine Cason, Antonio Cromartie, 2008

Most, Game

1 (77 times), Last: Antoine Cason at Tampa Bay, Dec. 21, 2008

SACKS

Most Seasons Leading League

1 Shawne Merriman, 2006

Most, Career

105.5 Leslie O'Neal, 1986-95
67.0 Gary Johnson, 1975-84
65.5 Lee Williams, 1984-90

Most, Season

17.5 Gary Johnson, 1980
17.0 Shawne Merriman, 2006, Leslie O'Neal, 1992 & Steve DeLong, 1969
15.5 Fred Dean, 1978

Most, Game (since 1982)

5 Leslie O'Neal vs. Dallas, Nov. 16, 1986
4 Leslie O'Neal at Phoenix, Dec. 6, 1992
Leslie O'Neal vs. Denver, Dec. 22, 1991
3.5 (3 times), Last: Shawne Merriman at Seattle, Dec. 24, 2006

PUNTS

Most, Career

771 Darren Bennett, 1995-03
519 Dennis Partee, 1968-75
341 Mike Scifres, 2003-08

Most, Season

95 Darren Bennett, 1998
92 Darren Bennett, 2000
89 Darren Bennett, 1997, 1999

Most, Game

11 (6 times), Last: Darren Bennett at Oakland, Oct. 11, 1998
10 (7 times), Last: Mike Scifres at Seattle, Dec. 24, 2006
9 (9 times), Last: Darren Bennett at Carolina, Dec. 17, 2000

PUNT YARDS

Most, Career

33,776 Darren Bennett, 1995-03
21,417 Dennis Partee, 1968-75
15,038 Mike Scifres, 2003-08

Most, Season

4,248 Darren Bennett, 2000
4,174 Darren Bennett, 1998
3,972 Darren Bennett, 1997

Most, Game

522 Darren Bennett at Oakland, Oct. 11, 1998
492 Dennis Partee at Kansas City, Nov. 10, 1974
486 Darren Bennett at Cincinnati, Nov. 2, 1997
Dennis Partee at Denver, Nov. 2, 1969

Longest Punt

82 Paul Maguire vs. Dallas, Nov. 19, 1961
73 Dennis Partee at Denver, Oct. 17, 1971
71 (4 times), Last: Mike Scifres at Baltimore, Oct. 1, 2006

PUNTING AVERAGE

Highest, Career (minimum 100 att.)

44.1 Mike Scifres, 2003-08
43.8 Darren Bennett, 1995-03
42.9 Ralf Mojsiejenko, 1985-88

Highest, Season (minimum 50 att.)

46.2 Darren Bennett, 2000
46.1 Mike Scifres, 2007
45.7 Mike Scifres, 2008

Highest, Game (minimum 4 att.)

59.5 Darren Bennett at Pittsburgh, Oct. 1, 1995
57.0 Darren Bennett at Kansas City, Sept. 17, 2000
56.7 Darren Bennett at Denver, Oct. 6, 1996

PUNT RETURN YARDS

Most Seasons Leading League

1 Leslie "Speedy" Duncan, 1965

Most, Career

2,388 Mike Fuller, 1975-80
1,651 Leslie "Speedy" Duncan, 1964-70
1,407 Darrien Gordon, 1983-96

Most, Season

537 Darrien Gordon, 1996
489 Eric Metcalf, 1997
475 Darrien Gordon, 1994

Most, Game

168 Eric Metcalf at Cincinnati, Nov. 2, 1997
136 Mike Fuller at Buffalo, Nov. 21, 1976
133 Andre Coleman at Philadelphia, Sept. 17, 1995

Longest Return

95t Leslie Duncan vs. N.Y. Jets, Nov. 24, 1968
90t Darrien Gordon at L.A. Raiders, Sept. 25, 1994
88t Andre Coleman at Philadelphia, Sept. 17, 1995
Mike Fuller at New Orleans, Oct. 9, 1977

PUNT RETURN AVERAGE

Most Seasons Leading League

2 Leslie "Speedy" Duncan, 1965, 1966

Highest, Career (minimum 50 ret.)

13.7 Darrien Gordon, 1993-96
12.0 Leslie "Speedy" Duncan, 1964-70
11.3 Mike Fuller, 1975-80

Highest, Season (minimum 20 ret.)

15.5 Leslie "Speedy" Duncan, 1965
14.9 Darrien Gordon, 1996
13.2 (3 times), Last: Darrien Gordon, 1994

PUNT RETURN TOUCHDOWNS

Most, Career

4 Leslie "Speedy" Duncan, 1964-70
3 Eric Metcalf, 1997
Darrien Gordon, 1993-96
2 (3 times), Last: Lionel James, 1984-87

Most, Season

3 Eric Metcalf, 1997
2 (3 times), Last: Darrien Gordon, 1994
1 (13 times), Last: Darren Sproles, 2007

Most, Game

2 Eric Metcalf at Cincinnati, Nov. 2, 1997
1 (20 times), Last: Darren Sproles vs. Indianapolis, Nov. 11, 2007

PUNT RETURNS

Most Seasons Leading League

1 Leslie Duncan, 1965

Most, Career

212 Mike Fuller, 1975-80
138 Leslie "Speedy" Duncan, 1964-70
124 Lionel James, 1984-88

Most, Season

46 Mike Fuller, 1979
45 Eric Metcalf, 1997
39 Mike Fuller, 1978



RECORDS

Most, Game

- 8 (4 times), Last: Leon Johnson at Detroit, Dec. 7, 2003
- 7 (4 times), Last: Mike Fuller at Houston, Dec. 17, 1978
- 6 (6 times), Last: Nate Jacquet vs. Kansas City, Nov. 26, 2000

Most Fair Catches, Season

- 24 Kenny Graham, 1969
- 19 Chris Penn, 1999
- Darrien Gordon, 1994
- 18 Kitrick Taylor, 1991

Most Fair Catches, Game

- 6 Phil McConkey at Kansas City, Dec. 17, 1989
- 5 Jeff Graham at Oakland, Sept. 3, 2000
- Kenny Graham vs. Cincinnati, Oct. 4, 1969
- 4 (9 times), Last: Eric Parker at Washington, Nov. 27, 2005

KICKOFF RETURN YARDS**Most, Career**

- 3,997 Ronney Jenkins, 2000-02
- 3,914 Andre Coleman, 1994-96
- 3,912 Darren Sproles, 2005-08

Most, Season

- 1,541 Ronney Jenkins, 2001
- 1,531 Ronney Jenkins, 2000
- 1,528 Darren Sproles, 2005

Most, Game

- 250 Ronney Jenkins, at Oakland, Nov. 18, 2001
- 221 Ronney Jenkins vs. New Orleans, Sept. 10, 2000
- 214 Ronney Jenkins vs. New England, Oct. 14, 2001

Longest Return

- 103t Darren Sproles at Denver, Sept. 14, 2008
- Keith Lincoln vs. N.Y. Titans, Sept. 16, 1962
- 98t Andre Coleman vs. San Francisco, Jan. 29, 1995
- Gary Anderson at Denver, Nov. 17, 1985
- 95t Nate Lewis vs. New Orleans, Nov. 17, 1991

KICKOFF RETURN AVERAGE**Highest, Career** (minimum 75 ret.)

- 25.6 Darren Sproles, 2005-08
- 25.3 Leslie "Speedy" Duncan, 1964-70
- 24.2 Ronney Jenkins, 2000-02

Highest, Season (minimum 10 ret.)

- 29.7 Antonio Cromartie, 2006
- 28.4 Keith Lincoln, 1962
- 28.0 Leslie "Speedy" Duncan, 1969

KICKOFF RETURN TOUCHDOWNS**Most, Career**

- 4 Andre Coleman, 1994-96
- 3 Ronney Jenkins, 2000-02
- 2 Darren Sproles, 2005-08
- Anthony Miller, 1988-93

Most, Season

- 2 (3 times), Last: Ronney Jenkins, 2001
- 1 (11 times), Last: Darren Sproles, 2008

Most, Game

- 1 (17 times), Last: Darren Sproles at Denver, Sept. 14, 2008

KICKOFF RETURNS**Most, Career**

- 166 Andre Coleman, 1994-96
- 165 Ronney Jenkins, 2000-02
- 153 Darren Sproles, 2005-08

Most, Season

- 67 Ronney Jenkins, 2000
- 63 Darren Sproles, 2005
- 62 Andre Coleman, 1995

Most, Game

- 8 (5 times), Last: Darren Sproles at New Orleans (at London), Oct. 26, 2008
- 7 (12 times), Last: Tim Dwight vs. N.Y. Jets, Sept. 19, 2004
- 6 (32 times), Last: Darren Sproles at Kansas City, Nov. 12, 2006

COMBINED KICKOFF AND PUNT RETURN YARDS**Most, Career**

- 5,037 Leslie "Speedy" Duncan, 1964-70
- 4,498 Darren Sproles, 2005-08
- 4,240 Andre Coleman, 1994-96

Most, Season

- 1,737 Andre Coleman, 1995
- 1,636 Darren Sproles, 2005
- 1,625 Darren Sproles, 2008

COMBINED KICKOFF AND PUNT RETURNS**Most, Career**

- 289 Mike Fuller, 1975-80
- 272 Leslie "Speedy" Duncan, 1964-70
- 250 Darren Sproles, 2005-08

Most, Season

- 90 Andre Coleman, 1995
- 81 Darren Sproles, 2005
- 75 Darren Sproles, 2008

SERVICE**Most Seasons, Active Player**

- 15 David Binn, 1994-08
- Dan Fouts, 1973-87
- Russ Washington, 1968-82
- 14 Don Macek, 1976-89
- Doug Wilkerson, 1971-84
- 13 Junior Seau, 1990-02

Most Games

- 239 David Binn, 1994-08
- 200 Junior Seau, 1990-02
- Russ Washington, 1968-82
- 195 Doug Wilkerson, 1971-84

Most Consecutive Games

- 178 Russ Washington, 1968-80
- 163 Charlie Joiner, 1976-86
- 162 David Binn, 1994-08

Most Consecutive Starts

- 148 Russ Washington, 1970-80
- 140 Walt Sweeney, 1964-73
- 114 Doug Wilkerson, 1971-78



TEAM RECORDS

† indicates 9-game strike season

GAMES WON

Most, Season

- 14 2006
- 12 1961, 1979, 2004
- 11 1963, 1980, 1992, 1994, 2007

Fewest, Season

- 1 2000
- 2 1973, 1975
- 4 1962, 1972, 1986, 1991, 1997, 2003

Most Consecutive

- 15 Nov. 27, 1960–Dec. 3, 1961
- 11 Oct. 29, 2006–Sept. 9, 2007
- 8 (4 times), Last: Oct. 24–Dec. 19, 2004

Most Consecutive at Home

- 10 Nov. 5, 1978–Nov. 25, 1979
- 9 Sept. 17, 2006–Sept. 9, 2007
- Nov. 27, 1960–Dec. 9, 1961
- 8 Oct. 4, 1992–Sept. 19, 1993

Most Consecutive on Road

- 11 Oct. 2, 1960–Nov. 12, 1961
- 6 Nov. 4, 1979–Sept. 28, 1980
- 5 Jan. 2, 1994–Oct. 16, 1994

Most Consecutive at Start of Season

- 11 1961
- 6 1994
- 4 1966, 1980, 2002

GAMES LOST

Most, Season

- 15 2000
- 12 1975, 1986, 1991, 1997, 2003
- 11 1973, 1998, 2001

Fewest, Season

- 2 1961, 1965, 2006
- 3 1963, 1982†
- 4 1979, 2004

Most Consecutive

- 11 Sept. 3, 2000–Nov. 19, 2000
- Sept. 21, 1975–Nov. 30, 1975
- 9 Dec. 8, 2002–Oct. 5, 2003
- Nov. 4, 2001–Dec. 30, 2001
- 8 (4 times), Last: Nov. 2, 1997–Dec. 21, 1997

Most Consecutive at Home

- 6 Sept. 21, 1975–Nov. 16, 1975
- Nov. 25, 1973–Oct. 27, 1974
- 5 (4 times), Last: Sept. 10, 2000–Nov. 12, 2000
- 4 (3 times), Last: Dec. 8, 2002–Sept. 21, 2003

Most Consecutive on Road

- 11 Oct. 6, 1985–Oct. 26, 1986
- 8 (3 times), Last: Sept. 3, 2000–Dec. 17, 2000
- 7 Nov. 10, 2002–Oct. 5, 2003
- Sept. 20, 1998–Dec. 27, 1998

Most Consecutive on Road Without Victory, including Ties

- 14 Nov. 22, 1970–Nov. 19, 1972

POINTS

Most, Season

- 492 2006
- 478 1981
- 467 1985

Most, Game

- 58 vs. Denver, Dec. 22, 1963
- 55 at Oakland, Nov. 22, 1981
- vs. Denver, Oct. 20, 1968
- 54 vs. Pittsburgh, Dec. 8, 1985

Most Game, Both Teams

- 98 vs. Pittsburgh, Dec. 8, 1985
- 93 vs. N.Y. Titans, Dec. 18, 1960
- 90 at Cincinnati, Nov. 12, 2006

Most, Half

- 42 Nov. 12, 2006 at Cincinnati (second half)
- 41 Nov. 5, 1961 vs. New York Titans (second half)
- 38 Oct. 2, 1966 vs. Miami Dolphins (second half)
- 35 (6 times), Last: Oct. 28, 2007 vs. Houston (first half)

Most, Quarter

- 28 at Kansas City, Nov. 15, 1964
- vs. N.Y. Titans, Nov. 5, 1961
- vs. Houston, Sept. 24, 1961

Most, Quarter, Both Teams

- 38 at Denver, Sept. 14, 2008 (2Q)
- at Kansas City, Oct. 19, 1986 (2Q)
- at Denver, Oct. 6, 1963 (2Q)
- at Boston, Oct. 7, 1961 (2Q)

Fewest, Season

- 178 1961
- 188 1973
- 189 1975

Fewest, Game

- 0 (26 times), Last: at Kansas City, Oct. 31, 1999

Most Consecutive Games Not Shutout

- 153 Nov. 7, 1999–Dec. 28, 2008
- 121 Sept. 7, 1962–Nov. 2, 1969

TOUCHDOWNS

Most, Season

- 61 1981
- 60 1985
- 59 2006

Most, Game

- 8 vs. Pittsburgh, Dec. 8, 1985
- at Oakland, Nov. 22, 1981
- 7 (8 times), Last: vs. Denver, Dec. 28, 2008
- 6 (33 times), Last: vs. New York Jets, Sept. 22, 2008

Fewest, Season

- 22 1973, 1975
- 23 1998
- 25 1977, 1999

POINTS AFTER TOUCHDOWN

Most, Season

- 58 2006
- 55 1981
- 54 2004

Most, Game

- 7 (7 times), Last: vs. Denver, Dec. 28, 2008
- 6 (26 times), Last: vs. New York Jets, Sept. 22, 2008
- 5 (39 times), Last: at Tampa Bay, Dec. 21, 2008

Fewest, Season

- 19 1973, 1998
- 20 1975
- 21 1977

TWO-POINT CONVERSIONS

Most, Season

- 3 1994
- 2 1962, 1963, 1968, 1998, 2003, 2008
- 1 1961, 1995, 1999, 2002, 2006

Most, Game – (since 1994)

- 1 (12 times), Last: at Oakland, Sept. 28, 2008

Most Attempts, Season

- 7 1994
- 5 2008
- 4 1995, 1998, 2000

Most Attempts, Game – (since 1994)

- 3 at Denver, Sept. 4, 1994
- 2 (3 times), Last: at Kansas City, Dec. 14, 2008
- 1 (28 times), Last: vs. Atlanta, Nov. 30, 2008



FIELD GOALS

Most, Season

34 1994
31 1993, 1999
30 2001

Most, Game

6 (3 times), Last: at Oakland, Oct. 5, 1997
5 (8 times), Last: vs. Seattle, Dec. 30, 2001
4 (20 times), Last: vs. Baltimore, Nov. 25, 2007

Most Attempts, Season

43 2001
40 1993
38 1994

Most Attempts, Game

7 at N.Y. Jets, Oct. 8, 1966
6 (6 times), Last: vs. Denver, Dec. 1, 2002
5 (20 times), Last: at Cleveland, Oct. 19, 2003

Most, Game, Both Teams

9 vs. Kansas City, Sept. 29, 1996
8 at Indianapolis, Nov. 3, 1996
vs. New England, Nov. 9, 1975
7 (9 times), Last: vs. Cleveland, Nov. 5, 2006

Most Attempts, Game, Both Teams

10 (4 times), Last: vs. Seattle, Dec. 12, 1999
9 (3 times), Last: vs. Denver, Dec. 1, 2002
8 (18 times), Last: at Oakland, Sept. 28, 2008

Fewest Made, Season

6 1974
10 1976
12 1964, 1970, 1973, 1975

Fewest Attempts, Season

16 1974
19 1970
20 1962, 1976, 1988, 2003

FIRST DOWNS

Most, Season

379 1981, 1985
374 1984
372 1980

Most, Game

35 at Kansas City, Oct. 19, 1986
34 vs. Miami, Nov. 18, 1984 (OT)
vs. Cincinnati, Dec. 20, 1982
33 vs. Oakland, Oct. 31, 2004

Most, Game, Both Teams

62 vs. Seattle, Sept. 15, 1985
58 vs. Seattle, Dec. 29, 2002 (OT)
vs. Miami, Nov. 18, 1984 (OT)
57 at San Francisco, Dec. 11, 1982

Fewest, Season

198 1973, 1975
208 1961
217 1962

Fewest, Game

3 at Denver, Nov. 30, 1975
5 at Denver, Nov. 16, 2003
vs. Oakland, Oct. 5, 1970
6 vs. Pittsburgh Dec. 24, 2000
at Seattle, Nov. 22, 1987

Most by Rushing, Season

137 2006
131 2004
127 1981

Most by Rushing, Game

19 vs. Oakland, Nov. 27, 1960
18 vs. Houston, Oct. 3, 1965
17 (3 times), Last: vs. Denver, Dec. 28, 2008

Fewest by Rushing, Game

0 at Oakland, Nov. 14, 1999
1 (12 times), Last: at Philadelphia, Oct. 23, 2005
2 (39 times), Last: at Denver, Sept. 14, 2008

Most by Passing, Season

258 1985
244 1980
240 1984

Most by Passing, Game

27 vs. Seattle, Sept. 15, 1985
23 vs. Cincinnati, Dec. 20, 1982
vs. N.Y. Giants, Oct. 19, 1980
22 vs. Denver, Nov. 28, 1982
vs. Oakland, Sept. 14, 1980 (OT)

Fewest by Passing, Season

89 1975
93 1973
110 1961

Fewest by Passing, Game

0 at Kansas City, Sept. 20, 1998
1 at Denver, Nov. 30, 1975 (OT)
2 (3 times), Last: at Denver, Nov. 16, 2003

Most by Penalty, Season

37 2004
32 2000
31 1971, 1998

Most by Penalty, Game

7 vs. Baltimore, Nov. 15, 1998
vs. Denver, Nov. 30, 1997
6 (3 times), Last: vs. Oakland, Oct. 31, 2004
5 (11 times), Last: at San Francisco, Oct. 15, 2006

Fewest by Penalty, Season

11 1975
12 1964, 1965
13 1968

NET YARDS GAINED

Most, Season

6,744 1981
6,535 1985
6,410 1980

Most, Game

661 vs. Cincinnati, Dec. 20, 1982
593 vs. L.A. Raiders, Nov. 10, 1985
581 vs. Denver, Oct. 20, 1968

Most, Game, Both Teams

1,102 vs. Cincinnati, Dec. 20, 1982
1,057 vs. Denver, Oct. 20, 1968
1,047 vs. L.A. Raiders, Nov. 10, 1985

Fewest, Season

3,411 1975
3,622 1973
3,953 1970

Fewest, Game

70 at Denver, Nov. 2, 1969
93 vs. Oakland, Oct. 5, 1975
96 at Denver, Nov. 16, 2003

Most Total Offensive Plays, Season

1,154 1984
1,135 1980
1,129 1981

Fewest Total Offensive Plays, Season

617 1982†
753 1963
759 1964

RUSHING

Most Attempts, Season

590 1978
525 2004
522 2006

Most Attempts, Game

58 vs. Oakland, Nov. 20, 1977
53 (4 times), Last: vs. Detroit, Dec. 16, 2007
51 at Kansas City, Sept. 12, 1983

Fewest Attempts, Season

267 1982†
351 2000
361 1966

Most Yards, Season

2,578 2006
2,257 1990
2,248 1991



Most Yards, Game

- 289 vs. Denver, Dec. 28, 2008
- 287 vs. N.Y. Jets, Oct. 13, 1963
- 274 vs. Detroit, Dec. 16, 2007

Fewest Yards, Game

- 2 vs. Boston, Dec. 17, 1961
- 3 vs. Dallas Texans, Nov. 19, 1961
- 11 vs. Buffalo, Nov. 20, 1960

Most Touchdowns, Season

- 32 2006
- 26 1981
- 25 1979

Fewest Touchdowns, Season

- 5 1997
- 7 2000
- 9 1966, 1970

Most Touchdowns, Game

- 5 (4 times), Last: vs. Denver, Dec. 28, 2008
- 4 (21 times), Last: vs. Detroit, Dec. 16, 2007
- 3 (42 times), Last: at Denver, Nov. 19, 2006

Most Touchdowns Allowed, Game

- 5 vs. Atlanta, Oct. 21, 1973
at Houston, Sept. 18, 1960
- 4 (10 times), Last: at Minnesota, Nov. 4, 2007
- 3 (42 times), Last: vs. Denver, Dec. 31, 2005

RUSHING AVERAGE

Highest, Season

- 5.6 1963
- 5.1 2003
- 4.9 2006

Highest, Game

- 8.52 vs. N.Y. Jets, Dec. 24, 1967
- 8.44 vs. Denver, Dec. 22, 1963
- 8.26 vs. Cleveland, Nov. 5, 2006

PASSING

Most Attempts, Season

- 662 1984
- 635 1983
- 632 1985

Most Attempts, Game

- 65 at Kansas City, Oct. 19, 1986
- 58 at Kansas City, Dec. 22, 1985
- 56 vs. Miami, Nov. 18, 1984, (OT)

Fewest Attempts, Season

- 337 1975
- 338 1982†
- 349 1974

Fewest Attempts, Game

- 6 at Cleveland, Dec. 19, 2004
- 10 vs. Kansas City, Dec. 18, 1988
- 11 (2 times), Last: vs. Houston, Oct. 28, 2007

Most Completions, Season

- 401 1984
- 386 1985
- 369 1983

Most Completions, Game

- 37 (3 times), Last: at Kansas City, Oct. 19, 1986
- 35 vs. Miami, Dec. 11, 2005
- 34 (3 times), Last: at Kansas City, Dec. 14, 2008

Fewest Completions, Game

- 1 at Kansas City, Sept. 20, 1998
- 3 vs. Oakland, Oct. 5, 1975
- 4 at Cleveland, Dec. 19, 2004
vs. Kansas City, Nov. 2, 1986

Most Net Yards Gained, Season

- 4,870 1985
- 4,739 1981
- 4,662 1983

Most Net Yards Gained, Game

- 494 vs. Seattle, Sept. 15, 1985
- 486 vs. Cincinnati, Dec. 20, 1982
- 456 vs. N.Y. Giants, Oct. 19, 1980

Fewest Net Yards Gained, Season

- 1,610 1975
- 1,808 1973
- 2,244 1977

Fewest Net Yards Gained, Game

- 22 vs. Oakland, Oct. 5, 1975
- 19 at Kansas City, Sept. 20, 1998
- 7 at Washington, Sept. 16, 1973

Most Touchdowns, Season

- 37 1985
- 34 1981, 2008
- 30 1980

Fewest Touchdowns, Season

- 7 1975
- 9 1973
- 11 1977, 1988, 1998

Most Touchdowns, Game

- 7 at Oakland, Nov. 22, 1981
- 5 (9 times), Last: vs. Oakland, Oct. 31, 2004
- 4 (21 times), Last: at Tampa Bay, Dec. 21, 2008

Most Had Intercepted, Season

- 34 1962, 1998
- 33 1968, 1983, 1986
- 30 1964, 1973, 1978, 1985, 2000

Most Had Intercepted, Game

- 7 at Seattle, Dec. 13, 1998
vs. Kansas City, Dec. 8, 1968
- 6 (6 times), Last: vs. Green Bay, Oct. 24, 1999
- 5 (13 times), Last: at Denver, Dec. 27, 1987

Fewest Had Intercepted, Season

- 8 2004
- 9 2006
- 11 2008

SACKED ATTEMPTING TO PASS

Most Times, Season

- 57 1970
- 53 2000
- 51 1997

Fewest Times, Season

- 11 1967
- 12 1982†
- 18 1968

Most Times Sacked Opponent, Season

- 62 1986
- 61 2006
- 60 1980

Most Times Sacked Opponent, Game

- 11 vs. Dallas, Nov. 16, 1986
- 10 vs. Green Bay, Sept. 24, 1978
- 9 (3 times), Last: at Kansas City, Dec. 2, 2007

PUNTS

Most, Season

- 95 1998
- 92 2000
- 90 1997

Most, Game

- 11 (5 times), Last: at Oakland, Oct. 11, 1998
- 10 (9 times), Last: at Seattle, Dec. 24, 2006
- 9 (9 times), Last: at Carolina, Dec. 17, 2000

Fewest, Season

- 23 1982†
- 45 1972
- 51 2008

Fewest, Game

- 0 (3 times), Last: at N.Y. Jets, Oct. 14, 1990
- 1 (26 times), Last: vs. Denver, Dec. 28, 2008
- 2 (64 times), Last: at Pittsburgh, Nov. 16, 2008

Fewest, Game, Both Teams

- 2 (4 times), Last: vs. L.A. Raiders, Nov. 29, 1992
- 3 (13 times), Last: vs. Denver, Dec. 28, 2008
- 4 (20 times), Last: at Denver, Sept. 14, 2008

PUNT YARDS

Most, Season

- 4,248 2000
- 4,174 1998
- 3,972 1997



RECORDS

Most, Game

522 at Oakland, Oct. 11, 1998
 492 at Kansas City, Nov. 10, 1974
 486 at Cincinnati, Nov. 2, 1997
 at Denver, Nov. 2, 1969

Fewest, Season

868 1982†
 1,813 1972
 2,281 1968

Highest Average, Season

46.2 2000
 45.7 2008
 45.6 1996

Lowest Average, Season

36.3 1978
 36.5 1979
 36.8 1975

PUNT RETURNS**Most, Season**

57 1978
 52 1979
 49 2003

Most, Game

8 (4 times), Last: at Detroit, Dec. 7, 2003
 7 (4 times), Last: at Kansas City, Sept. 25, 1977
 6 (6 times), Last: vs. Kansas City, Nov. 26, 2000

Fewest, Season

12 1982†
 21 1966
 22 1963

Most Fair Catches, Season

32 1969
 25 1991, 1999
 23 2006

Most Fair Catches, Game

6 at Kansas City, Dec. 17, 1989
 vs. Chicago, Dec. 4, 1978
 5 at Oakland, Sept. 3, 2000
 vs. Cincinnati, Oct. 4, 1969
 4 (8 times), Last: at Washington, Nov. 27, 2005

Fewest Fair Catches, Season

0 1960, 1961, 1962, 1963, 1965, 1975
 1 1976
 3 1977

PUNT RETURN YARDS**Most, Season**

590 1978
 542 1998
 521 1977

Most, Game

168 at Cincinnati, Nov. 2, 1997
 151 vs. Kansas City, Sept. 20, 1965
 139 vs. New York Titans, Nov. 5, 1961

Fewest, Season

138 1982†
 173 1970
 185 1972

Highest Average, Season

15.5 1961
 14.7 1996
 13.4 1965

Lowest Average, Season

5.6 1970
 5.8 1971
 6.2 2000

PUNT RETURN TOUCHDOWNS**Most, Season**

3 1997
 2 1994, 1990, 1973, 1965
 1 (11 times), Last: 2007

Most, Game

2 at Cincinnati, Nov. 2, 1997
 1 (20 times), Last: vs. Indianapolis, Nov. 11, 2007

KICKOFF RETURNS**Most, Season**

84 2003
 83 2000
 75 1997

Most, Game

9 (7 times), Last: vs. N.Y. Jets, Nov. 3, 2002
 8 (15 times), Last: at N.O. (at London), Oct. 26, 2008
 7 (48 times), Last: at Cincinnati, Nov. 12, 2006

Most, Game, Both Teams

17 vs. Pittsburgh, Dec. 8, 1985
 16 vs. New York Titans, Dec. 18, 1960
 15 (3 times), Last: at N.Y. Giants, Oct. 2, 1983

KICKOFF RETURN YARDS**Most, Season**

1,804 2003
 1,792 2000
 1,716 2001

Most, Game

269 at Oakland, Nov. 18, 2001
 242 vs. Atlanta, Oct. 21, 1973
 232 vs. Kansas City, Dec. 13, 1964

Fewest, Season

642 1961
 734 1977
 812 1992

Highest Average, Season

26.0 2001
 25.5 2007
 25.2 1988

Lowest Average, Season

16.5 1961
 17.5 1986
 18.0 1992

KICKOFF RETURN TOUCHDOWNS**Most, Season**

2 1988, 1994, 1995, 2001
 1 1962, 1985, 1989, 1991, 1997, 2000, 2004, 2007, 2008

Most, Game

1 (17 times), Last: at Denver, Sept. 14, 2008

PENALTIES**Most Seasons Leading League**

3 1962, 1964, 1965

Most, Season

137 1998
 129 1997
 128 1981

Most, Game

19 at Kansas City, Nov. 16, 1997
 16 vs. Baltimore, Nov. 15, 1998
 15 at Indianapolis, Nov. 3, 1997

Fewest, Season

63 1969
 64 1982†
 68 1966

Fewest, Game

0 (4 times), Last: at Cincinnati, Dec. 21, 1975
 1 (21 times), Last: vs. Arizona, Dec. 31, 2006
 2 (39 times), Last: at Pittsburgh, Nov. 16, 2008

Most Yards, Season

1,229 1998
 1,101 1997
 1,039 1988

Most Yards, Game

148 vs. N.Y. Jets, Oct. 13, 1963
 146 vs. Baltimore, Nov. 15, 1998
 at Kansas City, Nov. 16, 1997
 144 vs. Kansas City, Nov. 22, 1998

FUMBLES**Most, Season**

44 1985
 42 1983
 40 1980, 1972



Most, Game

- 9 vs. Green Bay, Sept. 24, 1978
- 7 vs. Cincinnati, Sept. 30, 1973
- 6 (5 times), Last: vs. Pittsburgh, Dec. 13, 1987

Most by Opponent, Game

- 9 at Kansas City, Nov. 15, 1964
- 7 (3 times), Last: vs. Washington, Sept. 9, 2001
- 6 (6 times), Last: vs. Arizona, Dec. 9, 1995

Most, Game, Both Teams

- 11 (3 times), Last: vs. Kansas City, Oct. 13, 1985
- 10 (5 times), Last: vs. Seattle, Nov. 25, 1990
- 9 (7 times), Last: vs. Washington, Sept. 9, 2001

Fewest, Season

- 13 1993
- 16 1963, 2002
- 17 1966, 1982†, 2007

Most Lost, Season

- 22 1980, 1981, 1983
- 21 1973
- 20 1972, 1978, 1987, 2000

Most Lost, Game

- 6 vs. Green Bay, Sept. 24, 1978
- 4 (12 times), Last: at Baltimore, Dec. 10, 2000
- 3 (38 times), Last: vs. Green Bay, Dec. 14, 2003

Most Own Recovered, Season

- 25 1985
- 21 1979
- 20 1972, 1973, 1975, 1983

Most Own Recovered, Game

- 6 at Denver, Nov. 30, 1973
- 5 vs. Kansas City, Nov. 12, 1995
- vs. Oakland, Dec. 26, 1999
- 4 (6 times), Last: at Baltimore, Oct. 1, 2006

Fewest Own Recovered, Season

- 4 1963
- 7 1989
- 8 1965, 1967, 1968, 1993, 2002, 2003

Most Opponents Recovered, Season

- 22 1986
- 18 1973, 1979, 1980, 1981, 2007
- 17 1960, 1961, 1963, 1983, 1984

Fewest Opponents Recovered, Season

- 5 1963
- 6 1970, 1974, 2002
- 7 1969, 1982†, 1992, 1993, 2003

POINTS ALLOWED

Most, Season

- 462 1983
- 441 2003
- 440 2000

Most, Game

- 57 at St. Louis, Oct. 1, 2000
- 52 at Pittsburgh, Nov. 25, 1984
- 51 at Oakland, Oct. 29, 1967

Most, Quarter

- 31 at Oakland, Dec. 8, 1963 (4Q)
- 30 at St. Louis, Nov. 20, 1983 (2Q)
- 28 (5 times), Last: at Minnesota, Nov. 28, 1999 (2Q)

Fewest, Season

- 205 1977
- 219 1961
- 221 1982†

Fewest, Game

- 0 (15 times), Last: at Oakland, Sept. 11, 2006
- 3 (15 times), Last: vs. Denver, Dec. 24, 2007
- 6 (16 times), Last: at Carolina, Oct. 24, 2004

FIRST DOWNS ALLOWED

Most, Season

- 365 1981
- 363 1985
- 347 1983

Most, Game

- 34 (3 times), Last: at Denver, Sept. 14, 2008
- 33 vs. Cincinnati, Nov. 23, 2003
- 31 at Cincinnati, Sept. 22, 1985
- vs. Denver, Nov. 29, 1984

Fewest, Season

- 190 1965
- 196 1982†
- 224 1962

Fewest, Game

- 5 at Tampa Bay, Sept. 19, 1976
- 6 at Oakland, Oct. 11, 1998
- at Oakland (S.F.), Oct. 22, 1961
- 7 (4 times), Last: vs. Houston, Sept. 15, 2002

Most by Rushing, Season

- 154 1975
- 143 1971
- 137 1983

Most by Rushing, Game

- 19 (3 times), Last: at Seattle, Nov. 22, 1987
- 17 vs. Houston, Sept. 23, 1962
- 16 vs. New England, Oct. 16, 1977
- vs. Kansas City, Dec. 18, 1966

Fewest by Rushing, Season

- 54 1965
- 65 1982
- 71 1969

Fewest by Rushing, Game

- 0 (4 times), Last: at Carolina, Dec. 12, 2000
- 1 (17 times), Last: vs. Oakland, Dec. 4, 2008
- 2 (33 times), Last: vs. New York Jets, Sept. 22, 2008

Most by Passing, Season

- 217 1985
- 216 1981
- 213 2008

Most by Passing, Game

- 24 at Denver, Nov. 19, 2000
- 22 (3 times), Last: at St. Louis, Nov. 10, 2002
- 21 (3 times), Last: at Indianapolis, Dec. 26, 2004

Fewest by Passing, Season

- 105 1977
- 114 1971
- 116 1965

Fewest by Passing, Game

- 1 vs. Oakland, Dec. 28, 2003
- at Cincinnati, Oct. 4, 1987
- 2 (6 times), Last: at Cleveland, Dec. 19, 2004
- 3 (10 times), Last: at N.Y. Jets, Oct. 14, 1990

Most by Penalty, Season

- 41 2000, 2004
- 35 1981, 1997, 1998
- 30 1996, 2002

Most by Penalty, Game

- 7 vs. Cleveland, Nov. 5, 2006
- 6 (5 times), Last: at N.O. (at London), Oct. 26, 2008
- 5 (13 times), Last: at Denver, Sept. 14, 2008

Fewest by Penalty, Season

- 12 1982†
- 13 1969, 1992
- 14 1976

NET YARDS ALLOWED

Most, Season

- 6,265 1985
- 6,136 1981
- 6,034 2002

Most, Game

- 614 at St. Louis, Oct. 1, 2000
- 591 vs. Seattle, Dec. 29, 2002
- 545 at Cincinnati, Nov. 12, 2006

Fewest, Season

- 3,253 1982†
- 3,276 1965
- 3,652 1977

Fewest, Game

- 58 at Oakland (S.F.), Oct. 22, 1961
- 99 vs. Indianapolis, Nov. 1, 1992
- 106 vs. Oakland, Sept. 17, 1961



RECORDS

RUSHING ALLOWED**Most Attempts, Season**

606 1975
559 1973
552 1983

Most Attempts, Game

61 at Chicago, Oct. 25, 1981 (OT)
60 at Denver, Nov. 30, 1975
59 at Oakland, Sept. 18, 1977

Fewest Attempts, Season

230 1982†
306 1965
355 2004

Fewest Attempts, Game

9 vs. Detroit, Dec. 16, 2007
vs. Miami, Sept. 7, 1986
10 vs. Denver, Dec. 28, 2008
11 (3 times), Last: vs. Oakland, Oct. 31, 2004

Most Yards, Season

2,442 1975
2,403 1966
2,296 1971

Most Yards, Game

378 at Minnesota, Nov. 4, 2007
328 at Denver, Nov. 30, 1975
303 at Buffalo, Oct. 13, 1962

Fewest Yards, Season

1,094 1965
1,121 1982†
1,140 1998

Fewest Yards, Game

2 at Oakland (S.F.), Oct. 22, 1961
11 at Carolina, Dec. 17, 2000
13 at Oakland, Oct. 5, 1997

Most Touchdowns, Season

26 1983
25 1971, 1981, 1985
23 1973, 1984

Fewest Touchdowns, Season

7 1961, 1965
8 1999
10 (8 times), Last: 2001

PASSING ALLOWED**Most Attempts, Season**

607 2002, 2004
605 2008
595 1985

Most Attempts, Game

61 vs. St. Louis, Sept. 20, 1987
58 (2 times), Last: vs. Tennessee, Oct. 3, 2004
57 at Cleveland, Sept. 7, 1981

Fewest Attempts, Season

330 1977
341 1973
342 1982†

Fewest Attempts, Game

7 at Detroit, Nov. 6, 1977
12 (2 times), Last: at Denver, Dec. 10, 1972
13 (4 times), Last: at Cincinnati, Oct. 4, 1987

Most Completions, Season

411 2008
375 2002
372 2004

Most Completions, Game

40 vs. Cincinnati, Dec. 20, 1982
39 vs. Tennessee, Oct. 3, 2004
37 Kansas City, Oct. 9, 1994

Fewest Completions, Season

170 1966
172 1977
177 1973

Fewest Completions, Game

3 at Tampa Bay, Sept. 19, 1976
5 (4 times), Last: at Cincinnati, Oct. 4, 1987
6 (6 times), Last: vs. Oakland, Dec. 28, 2003

Most Net Yards, Season

5,056 199
4,311 1981
4,295 2002

Most Net Yards, Game

453 at St. Louis, Nov. 10, 2002
451 at St. Louis, Oct. 1, 2000
443 at Denver, Nov. 19, 2000

Fewest Net Yards, Season

1,725 1977
2,155 1966
2,174 1965

Fewest Net Yards, Game

-13 at Cincinnati, Oct. 4, 1987
0 vs. Oakland, Dec. 28, 2003
vs. Cincinnati, Dec. 6, 1970
4 at Tampa Bay, Sept. 19, 1976

Most Touchdowns, Season

36 2003
33 2000
31 1997

Most Touchdowns, Game

6 vs. Oakland, Oct. 27, 1963
5 (6 times), Last: at Denver, Nov. 19, 2000
4 (24 times), Last: at Denver, Sept. 14, 2008

Fewest Touchdowns, Season

10 1982†
11 1979
13 1966, 1970, 1974

INTERCEPTIONS BY**Most, Season**

49 1961 (NFL Record)
31 1969
30 1964, 2007

Most, Game

6 (6 times), Last: vs. Indianapolis, Nov. 11, 2007
5 (8 times), Last: vs. Detroit, Dec. 16, 2007
4 (28 times), Last: vs. Houston, Oct. 28, 2007

Most, Game, Both Teams

10 at Seattle, Dec. 13, 1998
9 at Denver, Sept. 21, 1980
at Oakland, Nov. 1, 1964
8 (11 times), Last: vs. Indianapolis, Nov. 11, 2007

Fewest, Season

9 1970
10 2005
13 1967, 1982†, 1987, 2003

Most Yards Returned, Season

929 1961 (NFL Record)
562 1979
499 1984

Most Yards Returned, Game

194 vs. Houston, Sept. 24, 1961
174 vs. Denver, Oct. 29, 1961
171 vs. Pittsburgh, Nov. 18, 1979

Fewest Yards Returned, Season

90 1970
123 1999
140 2006

Most Touchdowns by Returns, Season

9 1961 (NFL Record)
5 1984
4 1994, 2000

Most Touchdowns by Returns, Game

2 at Kansas City, Oct. 19, 1986
vs. Denver, Oct. 29, 1961
1 (72 times), Last: at Tampa Bay, Dec. 21, 2008

Most Consecutive Games

46 1960-63 (NFL Record)

PUNT RETURNS**Most by Opponents, Season**

56 1988
51 1996, 2000
48 1974, 1975



Fewest by Opponents, Season

- 7 1982†
- 16 1968
- 22 1963

Most Yards by Opponents, Season

- 722 2000
- 601 1976
- 558 1988

Most Yards by Opponent, Game

- 151 vs. Kansas City, Sept. 26, 1965
- 150 at Denver, Dec. 27, 1987
- 142 at Oakland, Oct. 29, 1967

KICKOFF RETURNS

Most by Opponent, Season

- 90 2006
- 88 1981
- 86 2008

Fewest by Opponent, Season

- 35 1973
- 39 1974
- 40 1975

Most by Opponent, Game

- 10 (4 times), Last: vs. Detroit, Dec. 16, 2007
- 9 (6 times), Last: vs. Denver, Dec. 28, 2008
- 8 (14 times), Last: vs. Tennessee, Sept. 18, 2006

THE LAST TIME

100 Yards Rushing

- Chargers — Darren Sproles, 115 yards vs. Den., Dec. 28, 2008 (14 att.)
- Opponent — Willie Parker, 146 yards (at Pitt.), Jan. 11, 2009 (27 att.)

200 Yards Rushing

- Chargers — L. Tomlinson, 243 yards vs. Oakland, Dec. 28, 2003 (31 att.)
- Opponent — Adrian Peterson, 296 yards (at Minn.), Nov. 4, 2007 (30 att.)

3 Touchdowns Rushing

- Chargers — LaDainian Tomlinson (3) vs. Denver, Dec. 28, 2008
- Opponent — Adrian Peterson (at Minnesota), Nov. 4, 2007

100 Yards Receiving

- Chargers — Vincent Jackson, 111 yards at T.B., Dec. 21, 2008 (7 rec.)
- Opponent — Antonio Bryant, 127 yards (at T.B.), Dec. 21, 2008 (6 rec.)

200 Yards Receiving

- Chargers — Wes Chandler, 243 yards vs. Sea., Sept. 15, 1985 (13 rec.)
- Opponent — Chad Johnson, 260 yards (at Cin.), Nov. 12, 2006 (11 rec.)

3 Touchdown Receiving

- Chargers — Antonio Gates vs. Kansas City, Oct. 30, 2005
- Opponent — Chad Johnson (Cincinnati), Nov. 23, 2003

4 Total Touchdowns

- Chargers — L. Tomlinson vs. Oakland, Oct. 14, 2007 (4 rushing)
- Opponent — Harvey Williams (Oakland), Nov. 16, 1997 (2 rush. 2 rec.)

300 Yards Passing

- Chargers — Philip Rivers, 308 yards at Pittsburgh, Jan. 11, 2009
- Opponent — Jay Cutler, 316 yards, at San Diego, Dec. 28, 2008

400 Yards Passing

- Chargers — Jim Harbaugh, 404 yards at Minnesota, Nov. 28, 1999
- Opponent — Peyton Manning (at Indianapolis), Jan. 13, 2008

3 Touchdown Pass

- Chargers — Philip Rivers (4) at Tampa Bay, Dec. 21, 2008
- Opponent — Drew Brees (3) (New Orleans), Oct. 26, 2008

5 Touchdown Passes

- Chargers — Drew Brees, (5) vs. Oakland, Oct. 31, 2004
- Opponent — Gus Frerotte, (5) (at Denver), Nov. 19, 2000

Punt Return for Touchdown

- Chargers — Darren Sproles, 45 yards vs. Indianapolis, Nov. 11, 2007
- Opponent — Santonio Holmes, 67 (Pittsburgh), Jan. 11, 2009

Kickoff Return for Touchdown

- Chargers — Darren Sproles, 103 yards at Denver, Sept. 14, 2008
- Opponent — Dominic Rhodes, 88 yards (at Indianapolis), Dec. 26, 2004

Fumble Returned for Touchdown

- Chargers — Eric Weddle, 86 yards at San Diego, Nov. 30, 2008 (Brian Finneran fumble)
- Opponent — Chris Gamble, 31 yards (Carolina), Sept. 7, 2008 (Antonio Gates fumble)

Intercepted Pass Returned for Touchdown

- Chargers — Antoine Cason, 59 yards at Tampa Bay, Dec. 21, 2008 (Jeff Garcia passer)
- Opponent — David Barrett, 25 yards (New York Jets), Sept. 22, 2008 (Philip Rivers passer)

Field Goal Returned for Touchdown

- Chargers — Antonio Cromartie, 109 yards at Minnesota, Nov. 4, 2007
- Opponent — Matt Ware, 65 yards, at Philadelphia, Oct. 23, 2005

3 Interceptions or More

- Chargers — Antonio Cromartie (3) vs. Indianapolis, Nov. 11, 2007 (Peyton Manning passer)
- Opponent — Kwamie Lassiter (4) (at Arizona), Dec. 27, 1998 (Craig Whelihan passer)

Shutout

- Chargers — San Diego 27, at Oakland 0, Sept. 11, 2006
- Opponent — at Kansas City 34, San Diego 0, Oct. 31, 1999

40 Points

- Chargers — San Diego 41, Tampa Bay Buccaneers 24, Dec. 21, 2008
- Opponent — San Diego 49, at Cincinnati 41, Nov. 12, 2006

50 Points

- Chargers — at San Diego 52, Denver 21, Dec. 28, 2008
- Opponent — at St. Louis 57, San Diego 31, Oct. 1, 2000

Safety

- Chargers — Penalty on Philip Rivers enforced in end zone for a safety (at San Diego), Nov. 30, 2008
- Opponent — Drew Brees fumble out of bounds in end zone at New Orleans (at London), Oct. 26, 2008

500 Yards Total Net Offense

- Chargers — 512 yards at Kansas City, Oct. 19, 1986
- Opponent — 528 yards (at Minnesota), Nov. 4, 2007

PAT Blocked

- Chargers — John Parrella vs. Kansas City, Nov. 4, 2001
- Opponent — Langston Walker (Oakland), Nov. 21, 2004

Field Goal Blocked

- Chargers — Adrian Dingle vs. N.Y. Jets, Nov. 3, 2002
- Opponent — Jamaal Anderson at San Diego, Nov. 30, 2008

Punt Blocked

- Chargers — Carlos Polk at Arizona, Sept. 22, 2002 (Scott Player)
- Opponent — Tony Scheffler (at Denver), Oct. 7, 2007 (Mike Scifres)



CAREER TOP TEN

RUSHING YARDS

1. LaDainian Tomlinson, 2001-08	11,760
2. Paul Lowe, 1960-68	4,972
3. Marion Butts, 1989-93	4,297
4. Natrone Means, 1993-95, 98-99	3,885
5. Chuck Muncie, 1980-84	3,309
6. Don Woods, 1974-80	2,858
7. Keith Lincoln, 1961-66, 68	2,698
8. Dick Post, 1967-70	2,519
9. Gary Anderson, 1985-88	2,250
10. Mike Garrett, 1970-73	2,235

RUSHING TOUCHDOWNS

1. LaDainian Tomlinson, 2001-08	126
2. Chuck Muncie, 1980-84	43
3. Paul Lowe, 1960-68	38
4. Natrone Means, 1993-95, 98-99	34
5. Marion Butts, 1989-93	31
6. Tim Spencer, 1985-90	19
7. Hank Bauer, 1977-82	17
Rod Bernstine, 1987-92	17
Dick Post, 1967-70	17
Clarence Williams, 1977-81	17

RUSHING ATTEMPTS

1. LaDainian Tomlinson, 2001-08	2,657
2. Marion Butts, 1989-93	1,031
3. Paul Lowe, 1960-68	1,015
4. Natrone Means, 1993-95, 98-99	1,013
5. Chuck Muncie, 1980-84	773
6. Don Woods, 1974-80	713
7. Keith Lincoln, 1961-66, 68	573
8. Mike Garrett, 1970-73	572
9. Dick Post, 1967-70	568
10. Gary Anderson, 1985-88	548

TOTAL YARDS FROM SCRIMMAGE

1. LaDainian Tomlinson, 2001-08	15,561
2. Lance Alworth, 1962-70	9,721
3. Charlie Joiner, 1976-86	9,191
4. Gary Garrison, 1966-76	7,562
5. Kellen Winslow, 1979-87	6,741
6. Wes Chandler, 1981-87	6,197
7. Paul Lowe, 1960-68	6,017
8. Anthony Miller, 1988-93	5,660
9. Ronnie Harmon, 1990-95	5,567
10. Antonio Gates, 2003-08	5,066

PASSING YARDS

1. Dan Fouts, 1973-87	43,040
2. John Hadl, 1962-72	26,938
3. Stan Humphries, 1992-97	16,085
4. Drew Brees, 2001-05	12,348
5. Phillip Rivers, 2004-08	10,697
6. Jack Kemp, 1960-62	5,996
7. Doug Flutie, 2001-04	4,901
8. John Friesz, 1990-93	4,396
9. Jim Harbaugh, 1999-00	4,177
10. Billy Joe Tolliver, 1989-90	3,671

TOUCHDOWN PASSES

1. Dan Fouts, 1973-87	254
2. John Hadl, 1962-72	201
3. Stan Humphries, 1992-97	85
4. Drew Brees, 2001-05	80
5. Phillip Rivers, 2004-08	78
6. Jack Kemp, 1960-62	37
7. Tobin Rote, 1963-64	29
8. Doug Flutie, 2001-04	25
9. Billy Joe Tolliver, 1989-90	21
10. John Friesz, 1990-93	19

PASS ATTEMPTS

1. Dan Fouts, 1973-87	5,604
2. John Hadl, 1962-72	3,640
3. Stan Humphries, 1992-97	2,350
4. Drew Brees, 2001-05	1,809
5. Phillip Rivers, 2004-08	1,428
6. Jack Kemp, 1960-62	815
7. John Friesz, 1990-93	747
8. Doug Flutie, 2001-04	737
9. Jim Harbaugh, 1999-00	636
10. Billy Joe Tolliver, 1989-90	595

PASS COMPLETIONS

1. Dan Fouts, 1973-87	3,297
2. John Hadl, 1962-72	1,824
3. Stan Humphries, 1992-97	1,335
4. Drew Brees, 2001-05	1,125
5. Phillip Rivers, 2004-08	890
6. Doug Flutie, 2001-04	408
7. John Friesz, 1990-93	401
8. Jack Kemp, 1960-62	389
9. Jim Harbaugh, 1999-00	372
10. Billy Joe Tolliver, 1989-90	305

PASSES INTERCEPTED

1. Dan Fouts, 1973-87	242
2. John Hadl, 1962-72	211
3. Stan Humphries, 1992-97	73
4. Drew Brees, 2001-05	53
5. Jack Kemp, 1960-62	49
6. Phillip Rivers, 2004-08	36
7. Ryan Leaf, 1998-00	33
8. Tobin Rote, 1963-64	32
9. Craig Whelihan, 1995-98	29
10. Jim Harbaugh, 1999-00	24
Billy Joe Tolliver, 1989-90	24

RECEIVING YARDS

1. Lance Alworth, 1962-70	9,584
2. Charlie Joiner, 1976-86	9,203
3. Gary Garrison, 1966-76	7,533
4. Kellen Winslow, 1979-87	6,741
5. Wes Chandler, 1981-87	6,132
6. Anthony Miller, 1988-93	5,582
7. Antonio Gates, 2003-08	5,066
8. Tony Martin, 1994-97	4,184
9. Ronnie Harmon, 1990-95	3,928
10. LaDainian Tomlinson, 2001-08	3,801

RECEIVING TOUCHDOWNS

1. Lance Alworth, 1962-70	81
2. Gary Garrison, 1966-76	58
3. Antonio Gates, 2003-08	51
4. Charlie Joiner, 1976-86	47
5. Kellen Winslow, 1979-87	45
6. Wes Chandler, 1981-87	41
7. Anthony Miller, 1988-93	37
8. John Jefferson, 1978-80	36
9. Tony Martin, 1994-97	33
10. Don Norton, 1960-66	27

RECEPTIONS

1. Charlie Joiner, 1976-86	586
2. Kellen Winslow, 1979-87	541
3. LaDainian Tomlinson, 2001-08	510
4. Lance Alworth, 1962-70	493
5. Gary Garrison, 1966-76	404
6. Antonio Gates, 2003-08	400
7. Ronnie Harmon, 1990-95	377
8. Anthony Miller, 1988-93	374
9. Wes Chandler, 1981-87	373
10. Tony Martin, 1994-97	288

QUARTERBACK SACKS

1. Leslie O'Neal, 1986, 1988-95	105.5
2. Gary Johnson, 1975-84	67.0
3. Lee Williams, 1984-90	65.5
4. Fred Dean, 1975-81	53.5
5. Junior Seau, 1990-02	47.0
6. Raylee Johnson, 1993-03	46.0
7. Leroy Jones, 1976-83	43.5
8. Shawne Merriman, 2005-08	39.5
9. Louie Kelcher, 1975-83	39.0
10. Shaun Phillips, 2004-08	38.5

INTERCEPTIONS

1. Gill Byrd, 1983-92	42
2. Dick Harris, 1960-65	29
3. Rodney Harrison, 1994-02	26
4. Kenny Graham, 1964-69	25
5. Mike Williams, 1975-82	24
6. Joe Beauchamp, 1966-75	23
7. Woodrowe Lowe, 1976-86	21
Bob Howard, 1967-74	21
Leslie "Speedy" Duncan, 1964-69	21
10. Chuck Allen, 1961-68	20

INTERCEPTION RETURN YARDS

1. Gill Byrd, 1983-92	546
2. Charlie McNeil, 1960-64	502
3. Kenny Graham, 1964-69	477
4. Joe Beauchamp, 1966-75	433
5. Dick Harris, 1960-65	413
6. Rodney Harrison, 1994-02	345
7. Woodrowe Lowe, 1976-86	343
8. Darren Carrington, 1991-94	337
9. Leslie Duncan, 1964-69	322
10. Glen Edwards, 1978-81	309

INTERCEPTION RETURN TOUCHDOWNS

1. Kenny Graham, 1964-69	5
Dick Harris, 1960-65	5
3. Woodrowe Lowe, 1976-86	4
4. Joe Beauchamp, 1966-75	3
5. Antonio Cromartie, 2006-08	2
Clinton Hart, 2004-08	2
Donnie Edwards, 2002-06	2
Rodney Harrison, 1994-02	2
Stanley Richard, 1991-94	2
Donald Frank, 1990-93	2
(6) others with 2 each	

TOUCHDOWNS SCORED

1. LaDainian Tomlinson, 2001-08	141
2. Lance Alworth, 1962-70	83
3. Gary Garrison, 1966-76	58
4. Antonio Gates, 2003-08	51
5. Charlie Joiner, 1976-86	47
6. Paul Lowe, 1960-68	46
7. Kellen Winslow, 1979-87	45
Chuck Muncie, 1980-84	45
9. Wes Chandler, 1981-87	41
10. Anthony Miller, 1988-93	40

POINTS SCORED

1. John Carney, 1990-00	1,076
2. LaDainian Tomlinson, 2001-08	846
3. Rolf Benirschke, 1977-86	766
4. Nate Kaeding, 2004-08	607
5. Lance Alworth, 1962-70	500
6. Dennis Partee, 1968-75	380
7. Gary Garrison, 1966-76	348
8. Antonio Gates, 2003-08	306
9. Charlie Joiner, 1976-86	282
10. Paul Lowe, 1960-68	276



FIELD GOALS

1. John Carney, 1990-00	261
2. Rolf Benirschke, 1977-86	146
3. Nate Kaeding, 2004-08	118
4. Dennis Partee, 1968-75	71
5. George Blair, 1961-64	50
6. Steve Christie, 2001-03	42
7. Ray Wersching, 1973-76	32
8. Dick Van Raaphorst, 1966-67	31
9. Wade Richey, 2001-02	21
Vince Abbott, 1987-88	21

FIELD GOAL ATTEMPTS

1. John Carney, 1990-00	320
2. Rolf Benirschke, 1977-86	208
3. Nate Kaeding, 2004-08	137
4. Dennis Partee, 1968-75	121
5. George Blair, 1961-64	80
6. Ray Wersching, 1973-76	68
7. Dick Van Raaphorst, 1966-67	61
8. Steve Christie, 2001-03	57
9. Herb Travenio, 1965	35
10. Vince Abbott, 1987-88	34

KICKOFF RETURN YARDS

1. Ronney Jenkins, 2000-02	3,997
2. Andre Coleman, 1994-96	3,914
3. Darren Sproles, 2005-08	3,912
4. Leslie "Speedy" Duncan, 1964-70	3,386
5. James Brooks, 1981-83	2,305
6. Kenny Bynum, 1997-00	2,182
7. Lionel James, 1984-88	2,094
8. Nate Lewis, 1990-93	2,047
9. Artie Owens, 1976-79	1,998
10. Tim Dwight, 2001-04	1,876

KICKOFF RETURN TOUCHDOWNS

1. Andre Coleman, 1994-96	4
2. Ronney Jenkins, 2000-02	3
3. Darren Sproles, 2005-08	2
Anthony Miller, 1988-93	2
5. Tim Dwight, 2001-04	1

5. Rodney Harrison, 1994-02	1
Nate Lewis, 1990-93	1
Jamie Holland, 1987-89	1
Gary Anderson, 1985-88	1
Keith Lincoln, 1960-66	1

KICKOFF RETURNS

1. Andre Coleman, 1994-96	166
2. Ronney Jenkins, 2000-02	165
3. Darren Sproles, 2005-08	153
4. Leslie "Speedy" Duncan, 1964-70	134
5. Kenny Bynum, 1997-00	107
6. James Brooks, 1981-83	105
7. Lionel James, 1984-88	99
8. Nate Lewis, 1990-93	92
9. Artie Owens, 1976-79	88
10. Tim Dwight, 2001-04	80

PUNT RETURN YARDS

1. Mike Fuller, 1975-80	2,388
2. Leslie "Speedy" Duncan, 1964-70	1,651
3. Darrien Gordon, 1993-94, 96	1,407
4. Lionel James, 1984-88	1,193
5. Eric Parker, 2002-06	881
6. Darren Sproles, 2005-08	586
7. James Brooks, 1981-83	565
8. Tim Dwight, 2001-04	508
9. Eric Metcalf, 1997	489
10. Latario Rachal, 1998	387

PUNT RETURN TDS

1. Leslie "Speedy" Duncan, 1964-70	4
2. Eric Metcalf, 1997	3
Darrien Gordon, 1993-94, 96	3
4. Lionel James, 1984-88	2
Mike Fuller, 1975-80	2
Ron Smith, 1973	2
7. Darren Sproles, 2005-08	1
Tim Dwight, 2001-04	1
Andre Coleman, 1994-96	1
Nate Lewis, 1990-93	1
(2) others with 1 each	

PUNT RETURNS

1. Mike Fuller, 1975-80	212
2. Leslie "Speedy" Duncan, 1964-70	138
3. Lionel James, 1984-88	124
4. Eric Parker, 2002-06	105
5. Darrien Gordon, 1993-94, 96	103
6. Darren Sproles, 2005-08	64
7. James Brooks, 1981-83	52
8. Tim Dwight, 2001-04	46
9. Eric Metcalf, 1997	45
10. Nate Lewis, 1990-93	34
Kitrick Taylor, 1990-91	34

MOST SEASONS

1. David Binn, 1994-08	15
Dan Fouts, 1973-87	15
Russ Washington, 1968-82	15
4. Doug Wilkerson, 1971-84	14
Don Macek, 1976-89	14
6. Junior Seau, 1990-02	13
7. Jamal Williams, 1998-08	11
Raylee Johnson, 1993-03	11
John Carney, 1990-00	11
Charlie Joiner, 1976-86	11
(5) others will 11 each	11

MOST GAMES PLAYED

1. David Binn, 1994-08	239
2. Junior Seau, 1990-02	200
Russ Washington, 1968-82	200
4. Doug Wilkerson, 1971-84	195
5. Dan Fouts, 1973-87	181
6. Charlie Joiner, 1976-86	164
Woodrow Lowe, 1976-86	164
8. Don Macek, 1976-89	162
9. John Carney, 1990-00	160
10. John Hadl, 1962-72	154
Walt Sweeney, 1963-73	154

SINGLE-SEASON TOP TEN

RUSHING YARDS

1. LaDainian Tomlinson, 2006	1,815
2. LaDainian Tomlinson, 2002	1,683
3. LaDainian Tomlinson, 2003	1,645
4. LaDainian Tomlinson, 2007	1,474
5. LaDainian Tomlinson, 2005	1,462
6. Natrone Means, 1994	1,350
7. LaDainian Tomlinson, 2004	1,335
8. LaDainian Tomlinson, 2001	1,236
9. Marion Butts, 1990	1,225
10. Earnest Jackson, 1984	1,179

RUSHING TOUCHDOWNS

1. LaDainian Tomlinson, 2006	28
2. Chuck Muncie, 1981	19
3. LaDainian Tomlinson, 2005	18
4. LaDainian Tomlinson, 2004	17
5. LaDainian Tomlinson, 2007	15
6. LaDainian Tomlinson, 2002	14
7. LaDainian Tomlinson, 2003	13
8. Natrone Means, 1994	12
Chuck Muncie, 1983	12
Clarence Williams, 1979	12

RUSHING ATTEMPTS

1. LaDainian Tomlinson, 2002	372
2. LaDainian Tomlinson, 2006	348
3. Natrone Means, 1994	343
4. LaDainian Tomlinson, 2005	339
LaDainian Tomlinson, 2004	339

LaDainian Tomlinson, 2001	339
7. LaDainian Tomlinson, 2007	315
8. LaDainian Tomlinson, 2003	313
9. Earnest Jackson, 1984	296
10. LaDainian Tomlinson, 2008	292

TOTAL YARDS FROM SCRIMMAGE

1. LaDainian Tomlinson, 2003	2,370
2. LaDainian Tomlinson, 2006	2,323
3. LaDainian Tomlinson, 2002	2,172
4. LaDainian Tomlinson, 2007	1,949
5. LaDainian Tomlinson, 2005	1,832
6. LaDainian Tomlinson, 2004	1,776
7. LaDainian Tomlinson, 2001	1,603
8. Lance Alworth, 1965	1,590
9. Natrone Means, 1994	1,585
10. Lionel James, 1985	1,543

PASSING YARDS

1. Dan Fouts, 1981	4,802
2. Dan Fouts, 1980	4,715
3. Dan Fouts, 1979	4,082
4. Philip Rivers, 2008	4,009
5. Dan Fouts, 1984	3,740
6. Dan Fouts, 1985	3,638
7. Drew Brees, 2005	3,576
8. John Hadl, 1968	3,473
9. Doug Flutie, 2001	3,464
10. Philip Rivers, 2006	3,388

TOUCHDOWN PASSES

1. Philip Rivers, 2008	34
2. Dan Fouts, 1981	33
3. Dan Fouts, 1980	30
4. Drew Brees, 2004	27
Dan Fouts, 1985	27
John Hadl, 1968	27
7. Drew Brees, 2005	24
Dan Fouts, 1979	24
Dan Fouts, 1978	24
John Hadl, 1967	24

PASS ATTEMPTS

1. Dan Fouts, 1981	609
2. Dan Fouts, 1980	589
3. Dan Fouts, 1979	530
4. Drew Brees, 2002	526
5. Doug Flutie, 2001	521
6. Dan Fouts, 1984	507
7. Drew Brees, 2005	500
8. John Friesz, 1991	487
9. Philip Rivers, 2008	478
Stan Humphries, 1995	478

PASS COMPLETIONS

1. Dan Fouts, 1981	360
2. Dan Fouts, 1980	348
3. Dan Fouts, 1979	332
4. Drew Brees, 2005	323



RECORDS

PASS COMPLETIONS, cont.

5. Drew Brees, 2002	320
6. Dan Fouts, 1984	317
7. Philip Rivers, 2008	312
8. Doug Flutie, 2001	294
9. Philip Rivers, 2006	284
10. Stan Humphries, 1995	282

PASSES INTERCEPTED

1. John Hadl, 1968	32
2. John Hadl, 1972	26
3. John Hadl, 1971	25
Jack Kemp, 1960	25
5. Dan Fouts, 1980	24
Dan Fouts, 1979	24
John Hadl, 1962	24
8. Dan Fouts, 1986	22
John Hadl, 1967	22
Jack Kemp, 1961	22

RECEIVING YARDS

1. Lance Alworth, 1965	1,602
2. Lance Alworth, 1966	1,383
3. John Jefferson, 1980	1,340
4. Lance Alworth, 1968	1,312
5. Kellen Winslow, 1980	1,290
6. Anthony Miller, 1989	1,252
7. Lance Alworth, 1964	1,235
8. Tony Martin, 1995	1,224
9. Lance Alworth, 1963	1,205
10. Wes Chandler, 1985	1,199

RECEIVING TOUCHDOWNS

1. Tony Martin, 1996	14
Lance Alworth, 1965	14
3. Antonio Gates, 2004	13
John Jefferson, 1980	13
John Jefferson, 1978	13
Lance Alworth, 1966	13
Lance Alworth, 1964	13
8. Gary Garrison, 1970	12
9. Lance Alworth, 1963	11
10. Antonio Gates, 2005	10
(7) others with 10 each	

RECEPTIONS

1. LaDainian Tomlinson, 2003	100
2. Tony Martin, 1995	90
3. Antonio Gates, 2005	89
Kellen Winslow, 1980	89
5. Kellen Winslow, 1983	88
Kellen Winslow, 1981	88
7. Lionel James, 1985	86
8. Tony Martin, 1996	85
9. Anthony Miller, 1993	84
10. John Jefferson, 1980	82

QUARTERBACK SACKS (since 1982)

1. Shawne Merriman, 2006	17
Leslie O'Neal, 1992	17
3. Lee Williams, 1986	15
4. Lee Williams, 1989	14
5. Leslie O'Neal, 1990	13.5
6. Marcellus Wiley, 2001	13
7. Shawne Merriman, 2007	12.5
Leslie O'Neal, 1995	12.5
Leslie O'Neal, 1994	12.5
Leslie O'Neal, 1989	12.5
Leslie O'Neal, 1986	12.5

INTERCEPTIONS

1. Antonio Cromartie, 2007	10
2. Charlie McNeil, 1961	9
3. Ryan McNeil, 2001	8
Dick Harris, 1963	8
Claude Gibson, 1962	8
Bob Zeman, 1961	8
Darren Carrington, 1993	7

7. Gill Byrd, 1990	7
Gill Byrd, 1989	7
Gill Byrd, 1988	7
(6) others with 7 each	

INTERCEPTION RETURN YARDS

1. Charlie McNeil, 1961	349
2. Stanley Richard, 1994	224
3. Vencie Glenn, 1987	166
4. Gill Byrd, 1984	157
5. Jeff Dale, 1986	153
6. Darren Carrington, 1992	152
7. Bob Laraba, 1961	151
8. Woodrow Lowe, 1979	150
9. Antonio Cromartie, 2007	144
10. Dick Harris, 1961	140

INTERCEPTION RETURN TOUCHDOWNS

1. Dick Harris, 1961	3
2. Clinton Hart, 2005	2
Stanley Richard, 1994	2
Gill Byrd, 1984	2
Woodrow Lowe, 1979	2
Kenny Graham, 1969	2
Joe Beauchamp, 1968	2
Bob Laraba, 1961	2
Charlie McNeil, 1961	2
10. Antoine Cason	1
(57) others with 1 each	

TOUCHDOWNS SCORED

1. LaDainian Tomlinson, 2006	31
2. LaDainian Tomlinson, 2005	20
3. Chuck Muncie, 1981	19
4. LaDainian Tomlinson, 2007	18
LaDainian Tomlinson, 2004	18
6. LaDainian Tomlinson, 2003	17
7. LaDainian Tomlinson, 2002	15
Lance Alworth, 1964	15
9. Tony Martin, 1996	14
Lance Alworth, 1965	14

POINTS SCORED

1. LaDainian Tomlinson, 2006	186
2. Nate Kaeding, 2006	136
3. John Carney, 1994	135
4. Nate Kaeding, 2008	127
5. John Carney, 1993	124
6. LaDainian Tomlinson, 2005	120
7. Nate Kaeding, 2007	118
John Carney, 1996	118
Rolf Benirschke, 1980	118
10. John Carney, 1999	115

FIELD GOALS

1. John Carney, 1994	34
2. John Carney, 1999	31
John Carney, 1993	31
4. John Carney, 1996	29
5. Nate Kaeding, 2008	27
6. Nate Kaeding, 2006	26
John Carney, 1998	26
John Carney, 1992	26
9. Nate Kaeding, 2007	24
Rolf Benirschke, 1980	24

FIELD GOAL ATTEMPTS

1. John Carney, 1993	40
2. John Carney, 1994	38
3. John Carney, 1999	36
John Carney, 1996	36
Rolf Benirschke, 1980	36
6. Nate Kaeding, 2008	32
Wade Richey, 2001	32
John Carney, 1992	32
Dennis Pardee, 1968	32
10. Dick Van Raaphorst, 1966	31
Herb Travenio, 1965	31

KICKOFF RETURN YARDS

1. Ronney Jenkins, 2001	1,541
2. Ronney Jenkins, 2000	1,531
3. Darren Sproles, 2005	1,528
4. Andre Coleman, 1995	1,411
5. Darren Sproles, 2008	1,376
6. Andre Coleman, 1994	1,293
7. Tim Dwight, 2004	1,222
8. Andre Coleman, 1996	1,210
9. Leon Johnson, 2003	1,151
10. Darren Sproles, 2007	1,008

KICKOFF RETURN TOUCHDOWNS

1. Ronney Jenkins, 2001	2
Andre Coleman, 1995	2
Andre Coleman, 1994	2
4. Darren Sproles, 2008, 2007	1
Tim Dwight, 2004	1
Ronney Jenkins, 2000	1
Rodney Harrison, 1997	1
Nate Lewis, 1991	1
Anthony Miller, 1989	1
Jamie Holland, 1988	1
(3) others with 1 each	

KICKOFF RETURNS

1. Ronney Jenkins, 2000	67
2. Darren Sproles, 2005	63
3. Andre Coleman, 1995	62
4. Ronney Jenkins, 2001	58
5. Andre Coleman, 1996	55
6. Darren Sproles, 2008	53
7. Tim Dwight, 2004	50
Leon Johnson, 2003	50
9. Andre Coleman, 1994	49
10. Lionel James, 1984	43

PUNT RETURN YARDS

1. Darrien Gordon, 1996	537
2. Eric Metcalf, 1997	489
3. Darrien Gordon, 1994	475
4. Leslie "Speedy" Duncan, 1965	464
5. Mike Fuller, 1979	448
6. Mike Fuller, 1978	436
Mike Fuller, 1976	436
8. Leslie "Speedy" Duncan, 1967	434
9. Mike Fuller, 1975	410
10. Lionel James, 1987	400

PUNT RETURN TOUCHDOWNS

1. Eric Metcalf, 1997	3
2. Darrien Gordon, 1994	2
Ron Smith, 1973	2
Leslie "Speedy" Duncan, 1965	2
5. Darren Sproles, 2007	1
Tim Dwight, 2001	1
Darrien Gordon, 1996	1
Andre Coleman, 1995	1
Nate Lewis, 1990	1
Kitrick Taylor, 1990	1
(7) others with 1 each	

PUNT RETURNS

1. Mike Fuller, 1979	46
2. Eric Metcalf, 1997	45
3. Mike Fuller, 1978	39
4. Eric Parker, 2006	37
5. Darrien Gordon, 1996	36
Darrien Gordon, 1994	36
Mike Fuller, 1975	36
Leslie "Speedy" Duncan, 1967	36
9. Mike Fuller, 1976	33
10. Latario Rachal, 1998	32
Lionel James, 1987	32



BIG DAYS

*AFC Championship **AFC Playoff #Super Bowl @AFL Championship Game

300 YARDS PASSING (124 total, 117 regular season, 7 postseason)

444 — Dan Fouts at San Francisco, Dec. 11, 1982 (33 of 48, 5 TD)	Dan Fouts vs. Pittsburgh, Dec. 13, 1987 (29 of 52, 1 TD)
Dan Fouts vs. N.Y. Giants, Oct. 19, 1980 (26 of 41, 3 TD)	333 — Ed Luther vs. Kansas City, Dec. 16, 1984 (24 of 44, 1 TD)
440 — Dan Fouts vs. Seattle, Sept. 15, 1985 (29 of 43, 4 TD)	Dan Fouts at Pittsburgh, Jan. 9, 1983 (27 of 42, 3 TD) **
436 — Dan Fouts vs. L.A. Raiders, Nov. 10, 1985 (26 of 41, 4 TD)	Dan Fouts vs. Houston, Dec. 29, 1979 (25 of 47) **
435 — Dan Fouts vs. Cincinnati, Dec. 20, 1982 (25 of 40, 1 TD)	Dan Fouts vs. Cleveland, Nov. 3, 1974 (12 of 21, 4 TD)
433 — Dan Fouts at Miami, Jan. 2, 1982 (33 of 53, 3 TD), OT **	332 — Drew Brees vs. Seattle, Dec. 29, 2002 (27 of 49, 3TD)
410 — Dan Fouts vs. L.A. Raiders, Oct. 21, 1984 (24 of 45, 3 TD)	Dan Fouts at Seattle, Sept. 9, 1984 (23 of 40, 2 TD)
404 — Jim Harbaugh at Minnesota, Nov. 28, 1999 (22 of 39, 1 TD)	John Hadl vs. Denver, Dec. 12, 1971 (21 of 36, 4 TD)
389 — Jim McMahon vs. Houston, Sept. 17, 1989 (27 of 45, 2 TD)	331 — Dan Fouts vs. Seattle, Oct. 9, 1983 (28 of 36, 1 TD)
388 — Dan Fouts at Oakland, Oct. 12, 1980 (23 of 39, 1 TD)	John Hadl at N.Y. Jets, Oct. 8, 1966 (22 of 41, 1 TD)
387 — Dan Fouts vs. Oakland, Sept. 14, 1980 (29 of 44, 3 TD), OT	330 — Dan Fouts at Cleveland, Sept. 7, 1981 (19 of 25, 3 TD)
380 — Dan Fouts vs. Miami, Nov. 18, 1984 (37 of 56, 4 TD), OT	329 — Dan Fouts vs. New England, Nov. 9, 1975 (25 of 42, 1 TD)
378 — Drew Brees at Kansas City, Nov. 28, 2004 (28 of 37, 2 TD)	326 — Dan Fouts at L.A., Oct. 21, 1979 (17 of 32, 2 TD)
377 — Philip Rivers at Denver, Sept. 14, 2008 (21 of 33, 3 TD)	John Hadl at N.Y. Jets, Oct. 5, 1968 (17 of 37, 3 TD)
Doug Flutie vs. Seattle, Dec. 30, 2001 (34 of 53, 1 TD)	325 — Jim Harbaugh vs. Oakland, Dec. 26, 1999 (23 of 36, 2 TD)
376 — Dan Fouts at Green Bay, Oct. 7, 1984 (31 of 50, 3 TD)	John Hadl at Denver, Dec. 1, 1968 (21 of 35, 5 TD)
372 — Dan Fouts vs. Pittsburgh, Dec. 8, 1985 (21 of 33, 3 TD)	John Hadl vs. Cincinnati, Sept. 6, 1968 (20 of 37, 2 TD)
371 — Dan Fouts at Dallas, Oct. 26, 1980 (21 of 44, 3 TD)	324 — Drew Brees vs. Kansas City, Oct. 30, 2005 (25 of 43, 3 TD)
369 — Dan Fouts at Houston, Dec. 17, 1978 (21 of 40, 4 TD)	322 — Dan Fouts vs. Denver, Nov. 29, 1987 (23 of 40)
Tobin Rote at N.Y. Jets, Nov. 2, 1963 (21 of 29, 3 TD)	321 — John Friesz vs. Cleveland, Oct. 20, 1991 (33 of 54, 1 TD)
363 — Drew Brees vs. Green Bay, Dec. 14, 2003 (28 of 48, 2 TD)	John Hadl at Oakland, Nov. 21, 1971 (20 of 36, 2 TD)
Dan Fouts vs. Denver, Nov. 9, 1980 (29 of 45, 1 TD)	John Hadl vs. Denver, Oct. 20, 1968 (9 of 18, 4 TD)
362 — Mark Herrmann at Kansas City, Dec. 22, 1985 (37 of 58, 3 TD)	320 — Mark Herrmann vs. Kansas City, Oct. 13, 1985 (26 of 36, 2 TD)
359 — John Hadl vs. Oakland, Dec. 15, 1968 (21 of 52, 1 TD)	319 — Drew Brees vs. N.Y. Jets, Jan. 8, 2005 (31 of 42, 2TD) **
358 — Stan Humphries vs. Baltimore, Sept. 28, 1997 (17 of 26, 3 TD)	Drew Brees vs. Kansas City, Oct. 13, 2002 (28 of 41, 2TD)
John Hadl vs. N.Y. Jets, Oct. 31, 1971 (19 of 27, 4 TD)	318 — Dan Fouts vs. Seattle, Oct. 14, 1979 (28 of 35, 3 TD)
357 — Dan Fouts at New England, Oct. 16, 1983 (25 of 37, 1 TD)	John Hadl at Oakland, Oct. 29, 1967 (19 of 39, 1 TD)
Dan Fouts at L.A. Raiders, Nov. 22, 1982 (25 of 42, 1 TD)	316 — Philip Rivers vs. Kansas City, Nov. 9, 2008 (27 of 36, 2 TD)
Jack Kemp vs. Dallas Texans, Nov. 19, 1961 (15 of 27, 2 TD)	Dan Fouts vs. Detroit, Sept. 13, 1981 (18 of 25, 1 TD)
355 — Stan Humphries vs. Denver, Oct. 18, 1992 (20 of 27, 2 TD)	315 — Stan Humphries at Kansas City, Oct. 9, 1995 (24 of 34, 1 TD)
354 — Dan Fouts vs. N.Y. Jets, Sept. 4, 1983 (20 of 36, 2 TD)	Dan Fouts vs. Cleveland, Nov. 1, 1987 (25 of 42, 2 TD)
353 — Doug Flutie at Dallas, Sept. 23, 2001 (23 of 38, 2 TD)	Dan Fouts at L.A. Raiders, Oct. 28, 1985 (23 of 50, 2 TD)
352 — Dan Fouts vs. Denver, Oct. 12, 1986 (26 of 40, 1 TD)	John Hadl vs. Oakland, Dec. 3, 1967 (18 of 40, 2 TD)
Dan Fouts vs. Cincinnati, Nov. 8, 1981 (20 of 40, 2 TD)	Jack Kemp at Boston, Oct. 7, 1961 (12 of 24, 3 TD)
351 — Dan Fouts vs. Cleveland, Sept. 25, 1983 (24 of 38, 3 TD)	314 — Ed Luther vs. Washington, Oct. 31, 1983 (19 of 36, 2 TD)
Dan Fouts at Tampa Bay, Dec. 13, 1981 (33 of 49, 1 TD)	Dan Fouts vs. Buffalo, Jan. 3, 1981 (22 of 37, 2 TD) **
350 — Billy Joe Tolliver at Washington, Dec. 10, 1989 (24 of 39, 2 TD)	John Hadl at Buffalo, Oct. 10, 1965 (18 of 29, 3 TD)
Dan Fouts vs. Kansas City, Nov. 25, 1979 (27 of 43, 3 TD)	313 — Dan Fouts vs. Miami, Oct. 15, 1978 (22 of 30, 1 TD)
348 — Jim Harbaugh at St. Louis, Oct. 1, 2000 (27 of 40, 2 TD)	312 — John Hadl vs. Buffalo, Nov. 25, 1965 (18 of 37)
346 — Philip Rivers at Kansas City, Dec. 14, 2008 (34 of 48, 2 TD)	311 — Ryan Leaf at Denver, Nov. 19, 2000 (13 of 27, 3 TD)
345 — John Hadl at Denver, Oct. 22, 1967 (15 of 34, 3 TD)	Stan Humphries vs. Detroit, Nov. 11, 1996 (24 of 32, 3 TD)
344 — Mark Herrmann at Seattle, Oct. 6, 1985 (26 of 35, 3 TD)	310 — Dan Fouts vs. Minnesota, Oct. 11, 1981 (20 of 38, 2 TD)
Dan Fouts at Cincinnati, Sept. 22, 1985 (25 of 43, 4 TD)	309 — Philip Rivers at Jacksonville, Nov. 18, 2007 (22 of 40, 1 TD)
343 — Dan Fouts at Houston, Nov. 24, 1985 (24 of 36, 2 TD)	308 — Philip Rivers at Pittsburgh, Jan. 11, 2009 (21 of 35, 3 TD) **
Dan Fouts vs. Buffalo, Dec. 1981 (28 of 42, 2 TD)	Doug Flutie vs. Arizona, Nov. 25, 2001 (33 of 44, 2 TD)
342 — Dan Fouts vs. Philadelphia, Nov. 30, 1980 (20 of 28, 2 TD)	Billy Joe Tolliver at Denver, Dec. 16, 1990 (26 of 51, 1TD)
341 — Philip Rivers at N.O. (at London), Oct. 26, 2008 (25 of 40, 3 TD)	Dan Fouts vs. Pittsburgh, Dec. 22, 1980 (21 of 37)
John Hadl at Houston, Dec. 4, 1966 (20 of 35, 4 TD)	307 — Doug Flutie at Philadelphia, Dec. 9, 2001 (20 of 44, 2 TD)
340 — Ed Luther vs. Dallas, Nov. 13, 1983 (26 of 43, 1 TD)	John Hadl vs. Kansas City, Oct. 15, 1967 (17 of 32, 2 TD)
339 — Drew Brees vs. Buffalo, Nov. 20, 2005 (28 of 33, 4 TD)	Jack Kemp vs. Oakland, Nov. 27, 1960 (13 of 24, 2 TD)
Dan Fouts vs. Seattle, Dec. 13, 1980 (28 of 42, 1 TD)	306 — Philip Rivers vs. New England, Oct. 12, 2008 (18 of 27, 3 TD)
338 — Philip Rivers at Cincinnati, Nov. 12, 2006 (24 of 36, 3TD)	Philip Rivers at Green Bay, Sept. 23, 2007 (27 of 36, 3 TD)
Ed Luther at St. Louis, Nov. 20, 1983 (24 of 50, 1 TD)	John Friesz at L.A. Rams, Oct. 13, 1991 (21 of 33, 2 TD)
Dan Fouts at Seattle, Sept. 18, 1983 (21 of 41, 4 TD)	305 — Stan Humphries at Oakland, Sept. 3, 1995 (23 of 47, 1 TD)
Dan Fouts vs. Atlanta, Dec. 2, 1979 (28 of 38, 1 TD)	Billy Joe Tolliver vs. Denver, Dec. 24, 1989 (22 of 48)
337 — Stan Humphries vs. S.F., Dec. 11, 1994 (25 of 43, 1 TD)	Dan Fouts at Denver, Oct. 7, 1979 (27 of 45)
Dan Fouts vs. Denver, Nov. 28, 1982 (27 of 40, 3 TD)	304 — Craig Whelihan vs. Denver, Nov. 29, 1998 (30 of 53, 1 TD)
Jack Kemp at Houston, Sept. 18, 1960 (27 of 44, 4 TD)	303 — Dan Fouts vs. L.A. Raiders, Jan. 2, 1983 (18 of 38, 1 TD)
336 — Drew Brees vs. San Francisco, Nov. 17, 2002 (29 of 50, 2TD)	Dan Fouts at Oakland, Oct. 25, 1979 (21 of 37, 2 TD)
Dan Fouts vs. Houston, Sept. 16, 1984 (26 of 37)	302 — Dan Fouts vs. Denver, Nov. 3, 1985 (23 of 34, 2 TD)
Dan Fouts vs. Oakland, Jan. 11, 1981 (22 of 45, 2 TD) *	Dan Fouts vs. Seattle, Oct. 4, 1981 (30 of 40, 3 TD)
334 — Philip Rivers at San Francisco, Oct. 15, 2006 (29 of 39, 2TD)	Jack Kemp at N.Y. Titans, Oct. 15, 1961 (15 of 38)

300-YARD PASSING GAMES BY PLAYER

Dan Fouts (56 total, 51 regular season, 5 postseason), John Hadl (16), Philip Rivers (10 total, 9 regular season, 1 postseason), Drew Brees (8 total, 7 regular season, 1 postseason), Stan Humphries (6), Jack Kemp (5), Doug Flutie (4), Ed Luther (4), Jim Harbaugh (3), Mark Herrmann (3), Billy Joe Tolliver (3), John Friesz (2), Ryan Leaf (1), Jim McMahon (1), Tobin Rote (1), Craig Whelihan (1).

300-YARD PASSING GAMES BY SEASON

1960 — Jack Kemp (2)	1982 — Dan Fouts (5 regular season)	1996 — Stan Humphries (1)
1961 — Jack Kemp (3)	Dan Fouts (1 postseason)	1997 — Stan Humphries (1)
1963 — Tobin Rote (1)	1983 — Dan Fouts (5)	1998 — Craig Whelihan (1)
1965 — John Hadl (2)	Ed Luther (3)	1999 — Jim Harbaugh (2)
1966 — John Hadl (2)	1984 — Dan Fouts (5)	2000 — Jim Harbaugh (1)
1967 — John Hadl (4)	Ed Luther (1)	Ryan Leaf (1)
1968 — John Hadl (5)	1985 — Dan Fouts (7)	2001 — Doug Flutie (4)
1971 — John Hadl (3)	1985 — Mark Hermann (3)	2002 — Drew Brees (3)
1974 — Dan Fouts (1)	1986 — Dan Fouts (1)	2003 — Drew Brees (1)
1975 — Dan Fouts (1)	1987 — Dan Fouts (3)	2004 — Drew Brees (1 regular season)
1978 — Dan Fouts (2)	1989 — Billy Joe Tolliver (2)	Drew Brees (1 postseason)
1979 — Dan Fouts (6 regular season)	Jim McMahon (1)	2005 — Drew Brees (2)
Dan Fouts (1 postseason)	1990 — Billy Joe Tolliver (1)	2006 — Philip Rivers (2)
1980 — Dan Fouts (8 regular season)	1991 — John Friesz (2)	2007 — Philip Rivers (2)
Dan Fouts (2 postseason)	1992 — Stan Humphries (1)	2008 — Philip Rivers (5 regular season)
1981 — Dan Fouts (7 regular season)	1994 — Stan Humphries (1)	Philip Rivers (1 postseason)
Dan Fouts (1 postseason)	1995 — Stan Humphries (2)	

100 YARDS RUSHING (174 total, 166 regular season, 8 postseason)

243 — LaDainian Tomlinson vs. Oakland, Dec. 28, 2003 (31 att., 2 TD)	132 — LaDainian Tomlinson vs. Kansas City, Sept. 30, 2007 (20 att., 1 TD)
220 — LaDainian Tomlinson vs. Denver, Dec. 1, 2002 (37 att., 3 TD)	Mike Garrett at Baltimore, Oct. 8, 1972 (27 att., 2 TD)
217 — LaDainian Tomlinson vs. N.E., Sept. 29, 2002 (27 att., 2TD)	131 — LaDainian Tomlinson at Oakland, Sept. 11, 2006 (31 att., 1 TD)
Gary Anderson vs. Kansas City, Dec. 18, 1988 (34 att., 1 TD)	LaDainian Tomlinson vs. Tampa Bay, Dec. 12, 2004 (25 att., 1 TD)
206 — Keith Lincoln vs. Boston, Jan. 5, 1964 (13 att., 1 TD) @	LaDainian Tomlinson at Kansas City, Dec. 22, 2002 (24 att.)
200 — LaDainian Tomlinson at Cleveland, Oct. 19, 2003 (26 att., 1 TD)	Gary Anderson at Kansas City, Sept. 25, 1988 (23 att., 1 TD)
199 — LaDainian Tomlinson vs. Kansas City, Dec. 17, 2006 (25 att., 2 TD)	130 — Natrone Means at Indianapolis, Oct. 4, 1998 (31 att., 1 TD)
198 — LaDainian Tomlinson vs. Oakland, Oct. 14, 2007 (24 att., 4 TD)	Mike Garrett at Cleveland, Oct. 28, 1973 (19 att.)
192 — LaDainian Tomlinson vs. N.Y. Giants, Sept. 25, 2005 (21 att., 3 TD)	Keith Lincoln vs. Oakland, Oct. 27, 1963 (15 att.)
189 — Brad Hubbert vs. N.Y. Jets, Dec. 24, 1967 (15 att., 2 TD)	129 — Chuck Muncie vs. L.A. Raiders, Jan. 2, 1983 (26 att., 2 TD)
187 — LaDainian Tomlinson at Oakland, Sept. 28, 2003 (28 att., 1 TD)	128 — Marion Butts vs. Seattle, Nov. 25, 1990 (28 att.)
184 — LaDainian Tomlinson at Washington, Nov. 27, 2005 (25 att., 3 TD)	Dick Post vs. Denver, Nov. 23, 1969 (17 att., 3 TD)
183 — LaDainian Tomlinson vs. St. Louis, Oct. 29, 2006 (25 att., 2 TD)	Paul Lowe at Buffalo, Sept. 30, 1961 (22 att., 1 TD)
Jermaine Fazande at Denver, Jan. 2, 2000 (30 att., 1 TD)	127 — Terrell Fletcher at Arizona, Dec. 27, 1998 (23 att.)
Paul Lowe vs. Denver, Dec. 22, 1963 (17 att., 2 TD)	Aaron Hayden vs. Cleveland, Dec. 3, 1995 (32 att., 2 TD)
181 — Gary Brown at Oakland, Oct. 5, 1997 (36 att., 1 TD)	Lionel James at Cincinnati, Sept. 22, 1985 (12 att., 1 TD)
178 — LaDainian Tomlinson at Buffalo, Dec. 3, 2006 (28 att., 2 TD)	Keith Lincoln at Kansas City, Oct. 20, 1963 (10 att., 1 TD)
177 — LaDainian Tomlinson at Kansas City, Dec. 2, 2007 (23 att., 2 TD)	126 — Chuck Muncie at Pittsburgh, Jan. 9, 1983 (25 att.) **
176 — Marion Butts vs. Kansas City, Dec. 17, 1989 (39 att.)	Chuck Muncie vs. Baltimore, Dec. 26, 1982 (16 att.)
172 — LaDainian Tomlinson vs. Cleveland, Nov. 5, 2006 (18 att., 3 TD)	Paul Lowe vs. N.Y. Jets, Dec. 11, 1966 (14 att., 2 TD)
170 — Gary Anderson vs. Pittsburgh, Dec. 11, 1988 (26 att.)	125 — Natrone Means vs. Kansas City, Oct. 9, 1994 (19 att., 1 TD)
169 — Gary Brown vs. Indianapolis, Oct. 26, 1997 (28 att., 1 TD)	Paul Lowe vs. Oakland, Nov. 13, 1966 (10 att.)
166 — Keith Lincoln at Oakland, Sept. 30, 1962 (12 att., 1 TD)	124 — Earnest Jackson vs. Miami, Nov. 18, 1984 (28 att., 1 TD) OT
165 — Natrone Means at Kansas City, Sept. 20, 1998 (22 att., 1 TD)	Rickey Young at Kansas City, Dec. 7, 1975 (25 att., 2 TD)
Paul Lowe at Houston, Jan. 1, 1961 (21 att., 1 TD) @	123 — LaDainian Tomlinson vs. New England, Jan. 14, 2007 (23 att., 2 TD)
164 — LaDainian Tomlinson at Oakland, Nov. 21, 2004 (37 att., 1 TD)	LaDainian Tomlinson at Seattle, Dec. 24, 2006 (22 att.)
162 — LaDainian Tomlinson vs. Minnesota, Nov. 9, 2003 (16 att., 2 TD)	Dick Post vs. Cincinnati, Oct. 4, 1969 (19 att.)
161 — Chuck Muncie at Cleveland, Sept. 7, 1981 (24 att., 1 TD)	122 — Darren Sproles vs. Detroit, Dec. 16, 2007 (25 att., 2 TD)
Paul Lowe vs. N.Y. Jets, Oct. 13, 1963 (16 att., 1 TD)	Terrell Fletcher at Washington, Dec. 6, 1998 (34 att.)
159 — Marion Butts vs. N.Y. Jets, Dec. 2, 1990 (26 att., 2 TD)	Natrone Means at Philadelphia, Sept. 17, 1995 (23 att.)
157 — Clarence Williams vs. Buffalo, Sept. 16, 1979 (18 att., 4 TD)	Paul Lowe vs. Denver, Sept. 11, 1965 (18 att., 1 TD)
Don Woods vs. Miami, Sept. 29, 1974 (18 att., 2 TD)	121 — LaDainian Tomlinson at Houston, Sept. 12, 2004 (26 att., 1 TD)
Paul Lowe vs. Houston, Oct. 3, 1965 (20 att.)	Marion Butts at N.Y. Jets, Oct. 14, 1990 (26 att., 2 TD)
155 — Earnest Jackson at L.A. Raiders, Sept. 24, 1984 (29 att., 1 TD)	Dick Post vs. Denver, Oct. 20, 1968 (11 att., 1 TD)
154 — Don Woods vs. Kansas City, Oct. 27, 1974 (22 att., 1 TD)	Dick Post at Buffalo, Oct. 1, 1967 (20 att., 1 TD)
153 — LaDainian Tomlinson at Oakland, Oct. 20, 2002 (39 att., 1 TD)	120 — LaDainian Tomlinson at St. Louis, Nov. 10, 2002 (24 att., 1 TD)
151 — Chuck Muncie at Seattle, Nov. 16, 1981 (20 att., 2 TD)	Natrone Means at New Orleans, Oct. 16, 1994 (26 att., 3 TD)
Dick Post vs. Miami, Nov. 3, 1968 (21 att.)	Marion Butts vs. Indianapolis, Nov. 1, 1992 (27 att., 1 TD)
150 — Rod Bernstine at Indianapolis, Oct. 18, 1992 (23 att., 2 TD)	Gary Anderson vs. Seattle, Sept. 18, 1988 (19 att., 1 TD)
149 — Paul Lowe vs. Oakland, Nov. 27, 1960 (26 att., 1 TD)	Chuck Muncie at Miami, Jan. 2, 1982 (24 att., 1 TD) OT **
147 — Michael Turner at Denver, Oct. 7, 2007 (10 att., 1 TD)	119 — Marion Butts vs. Kansas City, Jan. 2, 1993 (15 att., 1 TD) **
LaDainian Tomlinson vs. Tennessee, Oct. 3, 2004 (17 att., 1 TD)	Chuck Muncie vs. Buffalo, Dec. 6, 1981 (22 att., 1 TD)
Dick Post at Cincinnati, Sept. 21, 1969 (15 att.)	118 — Natrone Means vs. Miami, Dec. 27, 1993 (18 att., 3 TD)
146 — LaDainian Tomlinson at Tennessee, Dec. 9, 2007 (26 att., 1 TD)	Don Woods vs. Oakland, Oct. 13, 1974 (17 att., 1 TD)
145 — LaDainian Tomlinson at Kansas City, Dec. 23, 2001 (27 att.)	117 — Don Woods at Oakland, Nov. 17, 1974 (27 att., 1 TD)
Gary Anderson at Atlanta, Nov. 13, 1988 (24 att.)	116 — LaDainian Tomlinson vs. Detroit, Dec. 16, 2007 (15 att., 2 TD)
Mike Garrett vs. Oakland, Dec. 3, 1972 (28 att.)	Gary Anderson vs. Denver, Nov. 3, 1985 (22 att., 1 TD)
144 — Lydell Mitchell vs. Kansas City, Nov. 12, 1978 (29 att.), OT	Dick Post vs. Kansas City, Oct. 15, 1967 (15 att., 1 TD)
142 — Don Woods at N.Y. Jets, Dec. 1, 1974 (25 att., 1 TD)	115 — Darren Sproles vs. Denver, Dec. 28, 2008 (14 att., 1 TD)
140 — LaDainian Tomlinson at Oakland, Oct. 16, 2005 (31 att., 1 TD)	Natrone Means vs. Denver, Sept. 24, 1995 (27 att., 2 TD)
Dick Post vs. Cincinnati, Sept. 6, 1968 (16 att., 1 TD)	Natrone Means vs. Seattle, Sept. 10, 1995 (26 att.)
139 — Natrone Means vs. Miami, Jan. 8, 1995 (24 att., 1 TD)**	Chuck Muncie vs. Pittsburgh, Dec. 22, 1980 (26 att., 1 TD)
138 — Michael Turner vs. Tennessee, Sept. 17, 2006 (13 att.)	Chuck Muncie vs. Denver, Nov. 9, 1980 (23 att.)
137 — Paul Lowe at Boston, Oct. 28, 1960 (8 att., 2 TD)	114 — LaDainian Tomlinson at Cincinnati, Sept. 8, 2002 (21 att., 1 TD)
134 — LaDainian Tomlinson at New England, Oct. 2, 2005 (25 att., 2 TD)	Rod Bernstine vs. Denver, Dec. 30, 1990 (27 att.)
133 — Don Woods vs. Philadelphia, Oct. 6, 1974 (21 att.)	Marion Butts vs. Denver, Nov. 11, 1990 (16 att.)



- 113 — Michael Turner at Indianapolis, Dec. 18, 2005 (8 att., 1 TD)
LaDainian Tomlinson vs. Denver, Dec. 5, 2004 (30 att., 2 TD)
LaDainian Tomlinson vs. Washington, Sept. 9, 2001 (36 att., 2 TD)
Dick Post at Oakland, Nov. 16, 1969 (20 att.)
- 112 — Natrone Means vs. Philadelphia, Oct. 18, 1998 (21 att., 1 TD)
Rod Bernstine vs. Kansas City, Sept. 29, 1991 (26 att., 1 TD)
John Cappelletti at Seattle, Sept. 7, 1980 (16 att.)
Paul Lowe at Denver, Nov. 7, 1965 (17 att.)
- 111 — LaDainian Tomlinson at Cleveland, Dec. 19, 2004 (26 att., 2 TD)
Rickey Young vs. N.Y. Jets, Dec. 15, 1975 (21 att., 1 TD)
- 110 — LaDainian Tomlinson at Buffalo, Dec. 15, 2002 (28 att., 1 TD)
Chuck Muncie at Kansas City, Sept. 12, 1983 (27 att., 1 TD)
Paul Lowe at N.Y. Titans, Oct. 23, 1965 (16 att., 2 TD)
Paul Lowe vs. N.Y. Titans, Nov. 5, 1961 (9 att., 1 TD)
- 109 — LaDainian Tomlinson vs. Oakland, Nov. 26, 2006 (19 att., 2 TD)
Mike Thomas vs. Kansas City, Nov. 16, 1980 (27 att., 2 TD)
Fred Ford vs. N.Y. Titans, Dec. 18, 1960 (7 att., 1 TD)
- 108 — Dick Post at Kansas City, Nov. 19, 1967 (18 att., 1 TD)
Gerry McDougall vs. Oakland, Dec. 2, 1962 (22 att., 2 TD)
- 107 — LaDainian Tomlinson vs. Denver, Dec. 24, 2007 (19 att., 1 TD)
LaDainian Tomlinson at N.Y. Jets, Nov. 6, 2005 (25 att., 3 TD)
LaDainian Tomlinson vs. Cincinnati, Sept. 30, 2001 (21 att., 3 TD)
Natrone Means vs. Cincinnati, Sept. 11, 1994 (21 att., 1 TD)
- 106 — LaDainian Tomlinson at Oakland, Sept. 28, 2008 (20 att., 2 TD)
LaDainian Tomlinson vs. Kansas City, Nov. 30, 2003 (19 att., 1 TD)
Dick Post vs. Buffalo, Dec. 14, 1969 (19 att., 2 TD)
Russ Smith at Denver, Dec. 1, 1968 (18 att., 1 TD)
Paul Lowe at Oakland (S.F.), Oct. 22, 1961 (11 att., 2 TD)
Paul Lowe vs. Denver, Dec. 10, 1960 (19 att., 1 TD)
- 105 — Darren Sproles vs. Indianapolis, Jan. 3, 2009 (22 att., 2 TD) **
LaDainian Tomlinson at N.O. (at London), Oct. 26, 2008 (19 att.)
- LaDainian Tomlinson at Denver, Nov. 19, 2006 (20 att., 3 TD)
LaDainian Tomlinson vs. Baltimore, Sept. 21, 2003 (23 att., 1 TD)
Natrone Means at Minnesota, Nov. 7, 1993 (17 att., 1 TD)
James Brooks vs. Cincinnati, Dec. 20, 1982 (12 att., 3 TD)
Don Woods vs. L.A., Oct. 12, 1975 (24 att., 1 TD) OT
Don Woods vs. Denver, Dec. 15, 1974 (24 att., 1 TD)
- 104 — LaDainian Tomlinson at Cincinnati, Nov. 12, 2006 (22 att., 4 TD)
Natrone Means vs. Seattle, Oct. 30, 1994 (26 att., 1 TD)
Marion Butts vs. Tampa Bay, Nov. 22, 1992 (22 att.)
Rod Bernstine vs. Miami, Dec. 25, 1991 (13 att., 3 TD)
Mike Garrett vs. Denver, Sept. 24, 1972 (21 att., 1 TD)
Gene Foster at Oakland, Oct. 13, 1968 (27 att., 1 TD)
Gene Foster at Oakland, Sept. 19, 1965 (21 att.)
- 103 — LaDainian Tomlinson vs. Denver, Dec. 10, 2006 (28 att., 3 TD)
Jesse Chatman vs. Jacksonville, Oct. 10, 2004 (11 att., 1 TD)
Rod Bernstine at Denver, Sept. 22, 1991 (18 att.)
Marion Butts vs. Cincinnati, Sept. 16, 1990 (18 att.)
- 102 — LaDainian Tomlinson at Cleveland, Oct. 7, 2001 (19 att., 1 TD)
Natrone Means at Atlanta, Nov. 6, 1994 (25 att.)
Chuck Muncie vs. Minnesota, Oct. 11, 1981 (21 att., 2 TD)
Mike Garrett vs. Houston, Nov. 26, 1972 (17 att.)
Keith Lincoln vs. Houston, Dec. 1, 1963 (13 att., 1 TD)
Jacque MacKinnon vs. Buffalo, Nov. 11, 1962 (17 att.)
- 101 — Natrone Means at Oakland, Oct. 11, 1998 (37 att.)
Lydell Mitchell vs. Cincinnati, Nov. 5, 1978 (28 att.)
Keith Lincoln at Buffalo, Nov. 17, 1963 (10 att., 1 TD)
- 100 — Natrone Means vs. Denver, Oct. 23, 1994 (19 att.)
Gary Anderson vs. Kansas City, Nov. 2, 1986 (25 att.)
Cid Edwards at Houston, Sept. 15, 1974 (16 att.)
Keith Lincoln at Denver, Nov. 8, 1964 (20 att., 1 TD)
Paul Lowe at Dallas Texans, Sept. 10, 1961 (13 att., 1 TD)

100-YARD RUSHING GAMES BY PLAYER

LaDainian Tomlinson (47 total, 46 regular season, 1 postseason), Paul Lowe (16 total, 15 regular season, 1 postseason), Natrone Means (16 total, 15 regular season, 1 postseason), Chuck Muncie (11 total, 9 regular season, 2 post-season), Dick Post (11), Marion Butts (9 total, 8 regular season, 1 postseason), Don Woods (8), Gary Anderson (7), Keith Lincoln (7 total, 6 regular season, 1 postseason), Rod Bernstine (5), Mike Garrett (5), Darren Sproles (3 total, 2 regular season, 1 postseason), Michael Turner (3), Gary Brown (2), Terrell Fletcher (2), Gene Foster (2), Earnest Jackson (2), Lydell Mitchell (2), Rickey Young (2), James Brooks (1), John Cappelletti (1), Jesse Chatman (1), Cid Edwards (1), Jermaine Fazande (1), Fred Ford (1), Aaron Hayden (1), Brad Hubbert (1), Lionel James (1), Jacque MacKinnon (1), Gerry McDougall (1), Russ Smith (1), Mike Thomas (1), Clarence Williams (1).

100-YARD RUSHING GAMES BY SEASON

- | | | |
|---|--|--|
| <ul style="list-style-type: none"> 1960 — Paul Lowe (3 regular season)
Fred Ford (1)
Paul Lowe (1 postseason) 1961 — Paul Lowe (4) 1962 — Keith Lincoln (1)
Jacque MacKinnon (1) 1962 — Gerry McDougall (1) 1963 — Keith Lincoln (4 regular season)
Paul Lowe (2)
Keith Lincoln (1 postseason) 1964 — Keith Lincoln (1) 1965 — Paul Lowe (4) 1965 — Gene Foster (1) 1966 — Paul Lowe (2) 1967 — Dick Post (3)
Brad Hubbert (1) 1968 — Dick Post (3)
Gene Foster (1)
Russ Smith (1) 1969 — Dick Post (5) 1972 — Mike Garrett (4) 1973 — Mike Garrett (1) 1974 — Don Woods (7)
Cid Edwards (1) | <ul style="list-style-type: none"> 1975 — Rickey Young (2)
Don Woods (1) 1978 — Lydell Mitchell (2) 1979 — Clarence Williams (1) 1980 — Chuck Muncie (2)
John Cappelletti (1)
Mike Thomas (1) 1981 — Chuck Muncie (4 regular season)
Chuck Muncie (1 postseason) 1982 — Chuck Muncie (2 regular season)
James Brooks (1)
Chuck Muncie (1 postseason) 1983 — Chuck Muncie (1) 1984 — Earnest Jackson (2) 1985 — Gary Anderson (1)
Lionel James (1) 1986 — Gary Anderson (1) 1988 — Gary Anderson (5) 1989 — Marion Butts (1) 1990 — Marion Butts (5)
Rod Bernstine (1) 1991 — Rod Bernstine (3) 1992 — Marion Butts (2 regular season)
Rod Bernstine (1)
Marion Butts (1 postseason) 1993 — Natrone Means (2) | <ul style="list-style-type: none"> 1994 — Natrone Means (6 regular season)
Natrone Means (1 postseason) 1995 — Natrone Means (3)
Aaron Hayden (1) 1997 — Gary Brown (2) 1998 — Natrone Means (4)
Terrell Fletcher (2) 1999 — Jermaine Fazande (1) 2001 — LaDainian Tomlinson (4) 2002 — LaDainian Tomlinson (7) 2003 — LaDainian Tomlinson (6) 2004 — LaDainian Tomlinson (6)
Jesse Chatman (1) 2005 — LaDainian Tomlinson (5)
Michael Turner (1) 2006 — LaDainian Tomlinson (10 regular season)
LaDainian Tomlinson (1 postseason)
Michael Turner (1) 2007 — LaDainian Tomlinson (6)
Darren Sproles (1)
Michael Turner (1) 2008 — LaDainian Tomlinson (2 regular season)
Darren Sproles (1 regular season)
Darren Sproles (1 postseason) |
|---|--|--|



100 YARDS RECEIVING (297 total, 285 regular season, 12 postseason)

- 260 — Wes Chandler vs. Cincinnati, Dec. 20, 1982 (10 rec., 2 TD)
 243 — Wes Chandler vs. Seattle, Sept. 15, 1985 (13 rec., 1 TD)
 232 — Lance Alworth at Kansas City, Oct. 20, 1963 (9 rec., 2 TD)
 213 — Lance Alworth at Oakland, Oct. 29, 1967 (10 rec., 1 TD)
 211 — Lance Alworth vs. Denver, Sept. 11, 1965 (7 rec., 1 TD)
 210 — Lance Alworth at Boston, Nov. 10, 1963 (13 rec., 1 TD)
 203 — Lance Alworth vs. Oakland, Nov. 1, 1964 (8 rec., 2 TD)
 194 — Wes Chandler vs. Cincinnati, Nov. 8, 1981 (10 rec., 2 TD)
 191 — Charlie Joiner at Cleveland, Sept. 7, 1981 (6 rec.)
 188 — Gary Garrison vs. N.Y. Jets, Sept. 28, 1969 (10 rec., 2 TD)
 185 — Lance Alworth vs. Buffalo, Nov. 26, 1964 (4 rec., 2 TD)
 183 — Lance Alworth vs. Houston, Sept. 21, 1968 (8 rec., 1 TD)
 182 — Lance Alworth at Oakland, Oct. 13, 1968 (9 rec., 1 TD)
 181 — David Boston at Jacksonville, Oct. 5, 2003 (14 rec., 2 TD)
 Lance Alworth at Kansas City, Nov. 14, 1965 (6 rec., 1 TD)
 180 — Lance Alworth at N.Y. Jets, Nov. 2, 1963 (5 rec., 1 TD)
 179 — Bobby Duckworth vs. Chicago, Dec. 3, 1984 (3 rec., 1 TD)
 177 — Lance Alworth at Boston, Oct. 23, 1966 (6 rec., 2 TD)
 175 — Dave Kocourek vs. Buffalo, Dec. 10, 1961 (3 rec., 1 TD)
 172 — Tony Martin vs. San Francisco, Dec. 11, 1994 (9 rec., 1 TD)
 Jacque MacKinnon vs. Denver, Oct. 20, 1968 (6 rec., 2 TD)
 171 — Kellen Winslow vs. Pittsburgh, Dec. 22, 1980 (10 rec.)
 Charlie Joiner vs. N.Y. Giants, Oct. 19, 1980 (10 rec., 1 TD)
 Lance Alworth at Denver, Dec. 1, 1968 (9 rec., 4 TD)
 169 — Lance Alworth at Kansas City, Oct. 27, 1968 (6 rec.)
 Lance Alworth at Kansas City, Nov. 15, 1964 (5 rec., 1 TD)
 Dave Kocourek vs. Dallas Texans, Nov. 19, 1961 (7 rec., 1 TD)
 168 — Tony Martin at Indianapolis, Dec. 17, 1995 (10 rec., 2 TD)
 Lionel James vs. L.A. Raiders, Nov. 10, 1985 (11 rec., 1 TD)
 Charlie Joiner at L.A., Oct. 21, 1979 (7 rec.)
 Lance Alworth at Buffalo, Oct. 10, 1965 (8 rec., 2 TD)
 166 — Kellen Winslow at Miami, Jan. 2, 1982 (13 rec., 1 TD) OT **
 Charlie Joiner vs. Detroit, Sept. 13, 1981 (7 rec.)
 165 — Gary Garrison at Chicago, Oct. 18, 1970 (8 rec., 2 TD)
 164 — John Jefferson vs. Philadelphia, Nov. 30, 1980 (8 rec.)
 163 — Tony Martin vs. Seattle, Sept. 10, 1995 (13 rec., 1 TD)
 Gary Garrison at N.Y. Jets, Oct. 5, 1968 (6 rec., 2 TD)
 162 — Anthony Miller vs. Houston, Sept. 17, 1989 (7 rec., 2 TD)
 Kellen Winslow vs. Kansas City, Dec. 11, 1983 (14 rec., 3 TD)
 Gary Garrison vs. N.Y. Jets, Oct. 31, 1971 (6 rec., 1 TD)
 160 — John Jefferson at Dallas, Oct. 26, 1980 (8 rec., 1 TD)
 Lance Alworth vs. Oakland, Dec. 19, 1965 (5 rec., 1 TD)
 Dave Kocourek at Boston, Oct. 7, 1961 (3 rec., 1 TD)
 157 — Kellen Winslow at Green Bay, Oct. 7, 1984 (15 rec.)
 156 — Curtis Conway vs. Seattle, Dec. 30, 2001 (11 rec., 1 TD)
 Gary Garrison at Denver, Dec. 10, 1972 (10 rec., 1 TD)
 Lance Alworth vs. Kansas City, Dec. 18, 1966 (8 rec., 1 TD)
 155 — Tony Martin vs. Baltimore, Sept. 28, 1997 (4 rec., 3 TD)
 John Jefferson vs. Chicago, Dec. 4, 1978 (7 rec., 1 TD)
 154 — Wes Chandler vs. Pittsburgh, Dec. 8, 1985 (5 rec., 2 TD)
 153 — Kellen Winslow at Cincinnati, Nov. 2, 1980 (9 rec., 1 TD)
 152 — Curtis Conway vs. San Francisco, Nov. 17, 2002 (7 rec.)
 Tony Martin at Seattle, Sept. 18, 1994 (5 rec., 1 TD)
 Anthony Miller vs. Washington, Dec. 10, 1989 (8 rec., 1 TD)
 150 — Wes Chandler at Seattle, Oct. 6, 1985 (9 rec., 2 TD)
 149 — Anthony Miller at L.A. Rams, Oct. 13, 1991 (7 rec., 1 TD)
 John Jefferson at Houston, Dec. 17, 1978 (6 rec., 2 TD)
 Jerry LeVias vs. Denver, Dec. 9, 1973 (5 rec., 1 TD)
 Gary Garrison vs. Kansas City, Dec. 20, 1970 (5 rec.)
 Lance Alworth at N.Y. Jets, Oct. 8, 1966 (10 rec.)
 148 — Vincent Jackson vs. Oakland, Dec. 4, 2008 (5 rec., 1 TD)
 LaDainian Tomlinson at Detroit, Dec. 7, 2003 (9 rec., 2 TD)
 Tony Martin at Kansas City, Nov. 24, 1996 (5 rec., 2 TD)
 147 — Lance Alworth vs. Boston, Dec. 7, 1969 (6 rec., 1 TD)
 Lance Alworth at Houston, Dec. 4, 1966 (4 rec., 2 TD)
 Lance Alworth vs. N.Y. Jets, Dec. 4, 1965 (7 rec., 2 TD)
 146 — Kellen Winslow vs. Houston, Sept. 16, 1984 (10 rec.)
 145 — Antonio Gates vs. Kansas City, Oct. 30, 2005 (10 rec., 3 TD)
 Charlie Joiner at San Francisco, Dec. 11, 1982 (8 rec.)
 Lance Alworth vs. Houston, Oct. 3, 1965 (4 rec., 2 TD)
 144 — LaDainian Tomlinson vs. Green Bay, Dec. 14, 2003 (11 rec., 2 TD)
 Jeff Graham at Denver, Nov. 19, 2000 (4 rec., 2 TD)
 Kellen Winslow at Oakland, Nov. 22, 1981 (13 rec., 5 TD)
 Dave Kocourek vs. Oakland (at S.F.), Dec. 4, 1960 (7 rec., 1 TD)
 143 — Curtis Conway at Buffalo, Oct. 15, 2000 (7 rec., 1 TD)
 142 — Anthony Miller at Minnesota, Nov. 7, 1993 (7 rec., 1 TD)
 Anthony Miller vs. Seattle, Oct. 4, 1992 (9 rec., 2 TD)
 Harrison Davis vs. Cleveland, Nov. 3, 1974 (4 rec., 1 TD)
 Lance Alworth at Denver, Oct. 22, 1967 (5 rec., 1 TD)
 Lance Alworth vs. N.Y. Jets, Oct. 23, 1965 (7 rec., 1 TD)
 141 — Jeff Graham at Minnesota, Nov. 28, 1999 (6 rec.)
 140 — Wes Chandler at Houston, Dec. 6, 1987 (10 rec.)
 Dave Kocourek vs. Houston, Sept. 23, 1962 (5 rec.)
 139 — David Boston vs. Cincinnati, Nov. 23, 2003 (9 rec., 2 TD)
 138 — Tony Martin at Oakland, Sept. 22, 1996 (10 rec., 3 TD)
 Wes Chandler vs. L.A. Raiders, Jan. 2, 1983 (6 rec., 1 TD)
 137 — Anthony Miller vs. Cincinnati, Sept. 26, 1990 (9 rec.)
 John Jefferson vs. Seattle, Oct. 14, 1979 (9 rec., 2 TD)
 137 — Lance Alworth at N.Y. Jets, Oct. 5, 1968 (8 rec., 1 TD)
 135 — Charlie Joiner at Oakland, Oct. 12, 1980 (8 rec.)
 134 — Vincent Jackson vs. New England, Oct. 12, 2008 (5 rec., 1 TD)
 Wes Chandler vs. Cleveland, Sept. 25, 1983 (6 rec., 2 TD)
 Charlie Joiner vs. St. Louis, Sept. 26, 1976 (5 rec., 1 TD)
 Gene Foster vs. Miami, Oct. 2, 1966 (6 rec., 2 TD)
 133 — Ronnie Harmon vs. Indianapolis, Dec. 31, 1995 (10 rec.) **
 Pete Holohan at Seattle, Sept. 9, 1984 (6 rec.)
 132 — Antonio Gates at N.Y. Jets, Nov. 6, 2005 (8 rec.)
 Tony Martin vs. Cleveland, Dec. 3, 1995 (9 rec., 1 TD)
 Kellen Winslow vs. Oakland, Sept. 14, 1980 (9 rec., 1 TD)
 131 — Lance Alworth vs. Denver, Oct. 20, 1968 (4 rec., 1 TD)
 130 — Charlie Joiner vs. Oakland, Jan. 11, 1981 (6 rec., 2 TD) *
 John Jefferson vs. Kansas City, Nov. 12, 1978 (7 rec., 2 TD)
 129 — Stephen Alexander vs. Seattle, Dec. 29, 2002 (8 rec., 1 TD)
 Curtis Conway vs. Kansas City, Oct. 13, 2002 (8 rec.)
 Anthony Miller vs. Denver, Oct. 25, 1992 (6 rec., 1 TD)
 Anthony Miller vs. Philadelphia, Nov. 5, 1989 (5 rec., 2 TD)
 128 — Bryan Still vs. Buffalo, Sept. 6, 1998 (6 rec., 1 TD)
 Tony Martin at Indianapolis, Nov. 3, 1996 (6 rec., 1 TD)
 Gary Garrison vs. Oakland, Dec. 15, 1968 (4 rec.)
 127 — Charlie Joiner vs. Denver, Nov. 9, 1980 (9 rec.)
 Lance Alworth vs. N.Y. Jets, Dec. 11, 1966 (7 rec.)
 126 — Kellen Winslow vs. Buffalo, Dec. 6, 1981 (6 rec., 1 TD)
 Dave Kocourek vs. Buffalo, Nov. 11, 1962 (7 rec., 1 TD)
 125 — Wes Chandler at San Francisco, Dec. 11, 1982 (7 rec., 3 TD)
 Lance Alworth vs. Cincinnati, Oct. 4, 1969 (8 rec.)
 Lance Alworth vs. Miami, Nov. 12, 1967 (4 rec., 1 TD)
 Jerry Robinson vs. Denver, Nov. 4, 1962 (3 rec., 1 TD)
 124 — Anthony Miller vs. Seattle, Nov. 10, 1991 (5 rec.)
 Wes Chandler vs. Philadelphia, Dec. 15, 1985 (5 rec.)
 Wes Chandler at Pittsburgh, Jan. 9, 1983 (9 rec.) **
 Charlie Joiner at Chicago, Oct. 25, 1981 (5 rec., 1 TD)
 Lance Alworth vs. Houston, Oct. 25, 1970 (2 rec., 1 TD)
 Lance Alworth vs. Buffalo, Nov. 25, 1965 (7 rec.)
 Lance Alworth at Boston, Oct. 9, 1964 (8 rec., 2 TD)
 Ralph Anderson at Boston, Sept. 21, 1960 (6 rec., 1 TD)
 123 — Antonio Gates vs. Miami, Dec. 11, 2005 (13 rec., 1 TD)
 Keenan McCardell vs. Dallas, Sept. 11, 2005 (9 rec., 2 TD)
 Antonio Gates at Houston, Sept. 12, 2004 (8 rec.)
 Anthony Miller at Seattle, Oct. 3, 1993 (10 rec., 1 TD)
 Charlie Joiner vs. Kansas City, Nov. 25, 1979 (9 rec., 1 TD)
 Keith Lincoln at Buffalo, Oct. 16, 1966 (5 rec., 1 TD)
 Keith Lincoln vs. Boston, Jan. 5, 1964 (7 rec., 1 TD) @
 Dave Kocourek vs. Houston, Dec. 24, 1961 (7 rec.) @
 122 — Gary Garrison vs. Baltimore, Sept. 20, 1970 (3 rec., 2 TD)
 Lance Alworth vs. Buffalo, Dec. 14, 1969 (7 rec., 1 TD)
 121 — Chris Chambers vs. Tennessee, Jan. 6, 2008 (6 rec.) **
 Tony Martin vs. Miami, Nov. 5, 1995 (7 rec., 1 TD)
 Charlie Joiner vs. Denver, Nov. 28, 1982 (7 rec.)
 Gary Garrison at Cincinnati, Sept. 29, 1968 (5 rec., 2 TD)
 Lance Alworth vs. Houston, Sept. 24, 1967 (10 rec., 1 TD)
 Don Norton at N.Y., Oct. 15, 1961 (5 rec.)
 120 — Curtis Conway vs. Buffalo, Oct. 28, 2001 (9 rec.)
 Shawn Jefferson at Oakland, Sept. 3, 1995 (6 rec., 1 TD)
 Kellen Winslow vs. Baltimore, Dec. 26, 1982 (7 rec., 3 TD)
 Wes Chandler at Denver, Sept. 12, 1982 (4 rec.)
 Don Norton vs. Dallas, Nov. 19, 1961 (6 rec.)
 119 — Mark Seay vs. Cincinnati, Sept. 11, 1994 (8 rec., 2 TD)
 Anthony Miller at Tampa Bay, Jan. 2, 1994 (7 rec., 1 TD)
 Nate Lewis at Denver, Sept. 12, 1993 (10 rec., 1 TD)
 Eric Sievers vs. Miami, Nov. 18, 1984 (12 rec., 2 TD)
 Charlie Joiner at Indianapolis, Nov. 4, 1984 (9 rec., 1 TD)
 Kellen Winslow at L.A. Raiders, Sept. 24, 1984 (9 rec., 1 TD)



- Don Woods vs. Cleveland, Nov. 3, 1974 (3 rec., 2 TD)
 Gary Garrison at Detroit, Oct. 22, 1972 (7 rec., 2 TD)
 Gary Garrison vs. Denver, Nov. 23, 1967 (4 rec.)
 Lance Alworth vs. Miami, Oct. 2, 1966 (6 rec., 2 TD)
 Lance Alworth vs. Houston, Sept. 12, 1964 (6 rec., 1 TD)
 Don Norton at Oakland, Dec. 8, 1963 (6 rec., 1 TD)
 Don Norton vs. Oakland, Nov. 27, 1960 (4 rec., 1 TD)
 118 — Eric Parker vs. Tampa Bay, Dec. 12, 2004 (6 rec., 1 TD)
 Curtis Conway at Denver, Nov. 19, 2000 (4 rec., 1 TD)
 Charlie Joiner vs. Kansas City, Oct. 13, 1985 (6 rec., 1 TD)
 Lionel James at Cincinnati, Sept. 22, 1985 (5 rec., 1 TD)
 Wes Chandler vs. Baltimore, Dec. 26, 1982 (4 rec., 2 TD)
 Wes Chandler at L.A., Nov. 22, 1982 (7 rec.)
 117 — Antonio Gates vs. Green Bay, Dec. 14, 2003 (5 rec.)
 Curtis Conway at New England, Oct. 14, 2001 (4 rec.)
 Kellen Winslow at St. Louis, Nov. 20, 1983 (5 rec., 1 TD)
 Gary Garrison vs. Cincinnati, Sept. 30, 1973 (4 rec.)
 116 — Tony Martin at N.Y. Jets, Dec. 18, 1994 (3 rec., 2 TD)
 Ronnie Harmon at Denver, Dec. 16, 1990 (8 rec.)
 Anthony Miller vs. Seattle, Oct. 15, 1989 (7 rec.)
 Wes Chandler vs. Pittsburgh, Dec. 13, 1987 (7 rec.)
 Kellen Winslow vs. Cincinnati, Dec. 20, 1982 (6 rec.)
 Gary Garrison at Cincinnati, Sept. 22, 1974 (8 rec.)
 115 — Bob Duckworth at Minnesota, Sept. 2, 1984 (4 rec.)
 Eric Sievers at Seattle, Sept. 18, 1983 (6 rec., 2 TD)
 Charlie Joiner at Denver, Oct. 7, 1979 (7 rec.)
 Gary Garrison vs. N.Y. Jets, Dec. 24, 1967 (8 rec.)
 114 — Vincent Jackson vs. Tennessee, Jan. 6, 2008 (5 rec., 1 TD)**
 Jeff Graham at Seattle, Dec. 12, 1999 (9 rec.)
 Mark Seay vs. Arizona, Dec. 9, 1995 (7 rec., 2 TD)
 John Jefferson at Oakland, Oct. 12, 1980 (5 rec., 1 TD)
 Gary Garrison at Oakland, Nov. 22, 1970 (6 rec., 2 TD)
 Lance Alworth at Denver, Oct. 6, 1963 (4 rec., 1 TD)
 113 — Curtis Conway vs. Houston, Sept. 15, 2002 (5 rec., 1 TD)
 Jeff Graham vs. Pittsburgh, Dec. 24, 2000 (4 rec.)
 Jeff Graham at Buffalo, Oct. 15, 2000 (9 rec., 1 TD)
 Antonio Gates at Denver, Oct. 7, 2007 (7 rec., 1 TD)
 Antonio Gates at Green Bay, Sept. 23, 2007 (11 rec.)
 Jeff Graham vs. Oakland, Dec. 26, 1999 (3 rec., 1 TD)
 Tony Martin vs. Detroit, Nov. 11, 1996 (8 rec., 1 TD)
 Wes Chandler at Cleveland, Dec. 21, 1986 (6 rec., 1 TD)
 Gary Anderson vs. L.A. Raiders, Nov. 20, 1986 (7 rec.)
 John Jefferson at Washington Dec. 7, 1980 (8 rec., 1 TD)
 Dave Kocourek vs. Denver, Oct. 18, 1964 (4 rec., 1 TD)
 112 — Wes Chandler at Tampa Bay, Dec. 13, 1981 (8 rec.)
 John Jefferson at L.A. Rams, Oct. 21, 1979 (3 rec., 1 TD)
 111 — Vincent Jackson at Tampa Bay, Dec. 21, 2008 (7 rec.)
 Curtis Conway at Denver, Nov. 11, 2001 (3 rec., 1 TD)
 Freddie Jones vs. Oakland, Oct. 29, 2000 (10 rec., 2 TD)
 Wes Chandler vs. Denver, Nov. 29, 1981 (4 rec.)
 Don Woods vs. New England, Oct. 16, 1977 (8 rec.)
 Billy Parks at Pittsburgh, Oct. 3, 1971 (8 rec., 1 TD)
 Lance Alworth at Denver, Nov. 27, 1966 (6 rec., 2 TD)
 110 — Reche Caldwell vs. Tennessee, Oct. 3, 2004 (3 rec., 1 TD)
 Jeff Graham at Philadelphia, Dec. 9, 2001 (5 rec., 2 TD)
 Anthony Miller vs. Miami, Dec. 27, 1993 (7 rec., 2 TD)
 Anthony Miller at Cleveland, Nov. 15, 1992 (7 rec., 1 TD)
 Al Williams at Tampa Bay, Oct. 11, 1987 (5 rec.)
 Wes Chandler at Indianapolis, Nov. 30, 1986 (5 rec., 1 TD)
 Charlie Joiner vs. Pittsburgh, Dec. 8, 1985 (6 rec.)
 Bob Duckworth vs. N.Y. Jets, Sept. 4, 1983 (4 rec., 1 TD)
 Kellen Winslow at Dallas, Oct. 26, 1980 (5 rec., 2 TD)
 John Jefferson vs. Oakland, Sept. 14, 1980 (9 rec., 2 TD)
 Charlie Joiner at Detroit, Oct. 22, 1978 (5 rec., 1 TD)
 Don Norton at Houston, Dec. 3, 1961 (6 rec., 2 TD)
 109 — Malcom Floyd at Cincinnati, Nov. 12, 2006 (5 rec., 1 TD)
 Eric Metcalf vs. Atlanta, Dec. 7, 1997 (8 rec.)
 John Jefferson at Oakland, Oct. 25, 1979 (4 rec., 1 TD)
 Gary Garrison at N.Y. Jets, Dec. 1, 1974 (4 rec., 1 TD)
 Gary Garrison at Cincinnati, Sept. 21, 1969 (3 rec.)
 Lance Alworth at Boston, Oct. 17, 1965 (3 rec., 1 TD)
 Ralph Anderson vs. Buffalo, Nov. 20, 1960 (7 rec.)
 108 — Antonio Gates at New England, Oct. 2, 2005 (6 rec.)
 Kellen Winslow vs. Cleveland, Sept. 25, 1983 (8 rec.)
 Charlie Joiner at Miami, Jan. 2, 1982 (7 rec.)**
 108 — Larry Dorsey vs. Cleveland, Dec. 4, 1977 (4 rec., 1 TD)
 Charlie Joiner vs. Oakland, Oct. 10, 1976 (5 rec.)
 Gary Garrison vs. New England, Nov. 9, 1975 (7 rec., 1 TD)
 Gary Garrison vs. Kansas City, Oct. 15, 1967 (4 rec.)
 107 — Antonio Gates vs. Chicago, Sept. 9, 2007 (9 rec., 1 TD)
 Jeff Graham vs. Denver, Oct. 21, 2001 (7 rec., 2 TD)
 Jeff Graham at St. Louis, Oct. 1, 2000 (7 rec.)
 Kellen Winslow at Houston, Nov. 24, 1985 (7 rec.)
 Kellen Winslow vs. L.A. Raiders, Oct. 21, 1984 (8 rec., 1 TD)
 Kellen Winslow vs. Denver, Nov. 28, 1982 (8 rec., 3 TD)
 John Jefferson vs. N.Y. Giants, Oct. 19, 1980 (5 rec., 1 TD)
 Charlie Joiner at Oakland, Oct. 25, 1979 (9 rec.)
 Don Norton at Buffalo, Oct. 10, 1965 (6 rec.)
 Don Norton at Boston, Oct. 19, 1962 (4 rec.)
 106 — Charlie Joiner vs. N.Y. Jets, Sept. 4, 1983 (5 rec., 1 TD)
 Wes Chandler at Miami, Jan. 2, 1982 (6 rec.)**
 Charlie Joiner vs. Buffalo, Dec. 6, 1981 (7 rec.)
 Kellen Winslow at Seattle, Nov. 16, 1981 (7 rec.)
 Kellen Winslow at Denver, Sept. 27, 1981 (10 rec., 1 TD)
 John Jefferson vs. Pittsburgh, Nov. 18, 1979 (5 rec., 1 TD)
 Charlie Joiner vs. Houston, Oct. 17, 1976 (2 rec., 1 TD)
 Gary Garrison vs. Buffalo, Oct. 23, 1971 (4 rec.)
 Willie Frazier at Buffalo, Oct. 1, 1967 (5 rec., 1 TD)
 Don Norton vs. Boston, Oct. 31, 1965 (5 rec.)
 105 — Antonio Gates vs. Baltimore, Nov. 25, 2007 (6 rec., 2 TD)
 Anthony Miller vs. Kansas City, Oct. 17, 1993 (10 rec., 1 TD)
 Anthony Miller vs. Indianapolis, Nov. 1, 1992 (6 rec.)
 Wayne Walker at Washington, Dec. 10, 1989 (7 rec., 1 TD)
 Kellen Winslow vs. Seattle, Dec. 14, 1986 (8 rec., 1 TD)
 Wes Chandler at Pittsburgh, Nov. 25, 1984 (4 rec., 1 TD)
 Kellen Winslow at L.A. Raiders, Nov. 22, 1982 (8 rec.)
 Charlie Joiner at Denver, Oct. 3, 1976 (5 rec.)
 Gary Garrison at Denver, Oct. 17, 1971, (4 rec., 1 TD)
 Willie Frazier vs. Boston, Sept. 9, 1967, (5 rec., 2TD)
 Dave Kocourek vs. Houston, Nov. 13, 1960 (7 rec.)
 104 — Antonio Gates vs. Denver, Dec. 10, 2006 (7 rec., 2 TD)
 Bryan Still vs. N.Y. Giants, Sept. 27, 1998 (8 rec.)
 Derrick Walker vs. Denver, Oct. 25, 1992 (4 rec., 1 TD)
 Anthony Miller at Pittsburgh, Nov. 19, 1989 (7 rec., 2 TD)
 John Jefferson at New Orleans, Dec. 9, 1979 (5 rec., 1 TD)
 103 — Eric Parker at Indianapolis, Dec. 26, 2004 (7 rec., 1 TD)
 Anthony Miller vs. Green Bay, Dec. 12, 1993 (8 rec., 1 TD)
 Wes Chandler vs. Washington, Oct. 31, 1983 (4 rec., 1 TD)
 Kellen Winslow vs. Denver, Oct. 27, 1983 (6 rec., 2 TD)
 John Jefferson at Seattle, Sept. 7, 1980 (6 rec., 2 TD)
 John Jefferson vs. Atlanta, Dec. 2, 1979 (5 rec.)
 Gary Garrison at Miami, Oct. 11, 1969 (4 rec., 2 TD)
 Jacque MacKinnon at Buffalo, Nov. 17, 1968 (3 rec., 2 TD)
 Don Norton vs. Denver, Oct. 29, 1961 (5 rec., 1 TD)
 Ralph Anderson vs. Dallas, Dec. 28, 1960 (5 rec., 1 TD)
 102 — Kassim Osgood at Pittsburgh, Dec. 21, 2003 (4 rec., 1 TD)
 Jeff Graham at Denver, Jan. 2, 2000 (6 rec., 1 TD)
 Charlie Joiner vs. Denver, Nov. 27, 1983 (7 rec.)
 Kellen Winslow at Pittsburgh, Jan. 9, 1983 (7 rec., 2 TD)**
 Dwight Scales vs. Cincinnati, Nov. 8, 1981 (3 rec.)
 John Jefferson vs. Buffalo, Jan. 3, 1981 (7 rec.)**
 John Jefferson vs. Pittsburgh, Dec. 22, 1980 (7 rec.)
 Kellen Winslow vs. N.Y. Giants, Oct. 19, 1980 (6 rec.)
 101 — Antonio Gates at Oakland, Nov. 21, 2004 (8 rec., 1 TD)
 Reggie Jones vs. Denver, Dec. 8, 2000 (7 rec.)
 Kellen Winslow at San Francisco, Dec. 11, 1982 (9 rec.)
 Gary Garrison vs. Cincinnati, Sept. 6, 1968 (5 rec.)
 Lance Alworth at Kansas City, Nov. 6, 1966 (6 rec., 2 TD)
 Lance Alworth vs. N.Y. Jets, Dec. 6, 1964 (3 rec., 1 TD)
 100 — Tony Martin vs. Seattle, Nov. 9, 1997 (5 rec., 2 TD)
 Anthony Miller at N.Y. Jets, Oct. 14, 1990 (5 rec., 1 TD)
 Lionel James at Kansas City, Sept. 13, 1987 (6 rec., 1 TD)
 Cid Edwards at Oakland, Oct. 1, 1972 (6 rec.)
 Gene Foster vs. N.Y. Jets, Nov. 24, 1968 (8 rec.)
 Luther Hayes vs. Boston, Dec. 17, 1961 (3 rec.)



100-YARD RECEIVING GAMES BY PLAYER

Lance Alworth (41), Kellen Winslow (26 total, 24 regular season, 2 postseason), Charlie Joiner (25), Gary Garrison (23), Wes Chandler (22 total, 20 regular season, 2 postseason), Anthony Miller (19), John Jefferson (18 total, 17 regular season, 1 postseason), Tony Martin (13), Antonio Gates (12), Jeff Graham (10), Curtis Conway (9), Dave Kocourek (9 total, 8 regular season, 1 postseason), Don Norton (9), Vincent Jackson (4 total, 3 regular season, 1 postseason), Ralph Anderson (3), Bobby Duckworth (3), Lionel James (3), David Boston (2), Gene Foster (2), Willie Frazier (2), Ronnie Harmon (2 total, 1 regular season, 1 postseason), Keith Lincoln (2 total, 1 regular season, 1 postseason), Jacque MacKinnon (2), Eric Parker (2), Mark Seay (2), Eric Sievers (2), Bryan Still (2), LaDainian Tomlinson (2), Don Woods (2), Stephen Alexander (1), Gary Anderson (1), Reche Caldwell (1), Chris Chambers (1 postseason), Harrison Davis (1), Larry Dorsey (1), Cid Edwards (1), Malcom Floyd (1), Luther Hayes (1), Pete Holohan (1), Shawn Jefferson (1), Freddie Jones (1), Reggie Jones (1), Jerry LeVias (1), Nate Lewis (1), Keenan McCardell (1), Eric Metcalf (1), Kassim Osgood (1), Billy Parks (1), Jerry Robinson (1), Dwight Scales (1), Derrick Walker (1), Wayne Walker (1), Al Williams (1).

100-YARD RECEIVING GAMES BY SEASON

1960 — Ralph Anderson (3) Dave Kocourek (2) Don Norton (1)	1978 — John Jefferson (3) Charlie Joiner (1)	1990 — Anthony Miller (2) Ronnie Harmon (1)
1961 — Don Norton (4) Dave Kocourek (3 regular season) Luther Hayes (1) Dave Kocourek (1 postseason)	1979 — John Jefferson (6) Charlie Joiner (4)	1991 — Anthony Miller (2)
1962 — Dave Kocourek (2) Don Norton (1) Jerry Robinson (1)	1980 — John Jefferson (8 regular season) Kellen Winslow (5) Charlie Joiner (3 regular season) John Jefferson (1 postseason) Charlie Joiner (1 postseason)	1992 — Anthony Miller (4) Derrick Walker (1)
1963 — Lance Alworth (4) Keith Lincoln (1 postseason) Don Norton (1)	1981 — Charlie Joiner (4 regular season) Kellen Winslow (4 regular season) Wes Chandler (3 regular season) Dwight Scales (1) Wes Chandler (1 postseason) Charlie Joiner (1 postseason)	1993 — Anthony Miller (6) Nate Lewis (1)
1964 — Lance Alworth (6)	1982 — Wes Chandler (6 regular season) Kellen Winslow (5 regular season) Charlie Joiner (2) Wes Chandler (1 postseason) Kellen Winslow (1 postseason)	1994 — Tony Martin (3) Mark Seay (1)
1964 — Dave Kocourek (1)	1983 — Kellen Winslow (4) Wes Chandler (2) Charlie Joiner (2) Bobby Duckworth (1) Eric Sievers (1)	1995 — Tony Martin (4) Ronnie Harmon (1 postseason) Shawn Jefferson (1) Mark Seay (1)
1965 — Lance Alworth (9) Don Norton (2)	1984 — Kellen Winslow (4) Bobby Duckworth (2) Wes Chandler (1) Pete Holohan (1) Charlie Joiner (1) Eric Sievers (1)	1996 — Tony Martin (4)
1966 — Lance Alworth (8) Gene Foster (1) Keith Lincoln (1)	1985 — Wes Chandler (4) Lionel James (2) Charlie Joiner (2) Kellen Winslow (1)	1997 — Tony Martin (2) Eric Metcalf (1)
1967 — Lance Alworth (4) Gary Garrison (3) Willie Frazier (2)	1986 — Wes Chandler (2) Gary Anderson (1) Kellen Winslow (1)	1998 — Bryan Still (2)
1968 — Lance Alworth (6) Gary Garrison (4) Jacque MacKinnon (2) Gene Foster (1)	1987 — Wes Chandler (2) Lionel James (1) Al Williams (1)	1999 — Jeff Graham (4)
1969 — Lance Alworth (3) Gary Garrison (3)	1988 — Anthony Miller (5) Wayne Walker (1)	2000 — Jeff Graham (4) Curtis Conway (2) Freddie Jones (1) Reggie Jones (1)
1970 — Gary Garrison (4) Lance Alworth (1)		2001 — Curtis Conway (4) Jeff Graham (2)
1971 — Gary Garrison (3) Billy Parks (1)		2002 — Curtis Conway (3) Stephen Alexander (1)
1972 — Gary Garrison (2) Cid Edwards (1)		2003 — David Boston (2) LaDainian Tomlinson (2) Antonio Gates (1) Kassim Osgood (1)
1973 — Gary Garrison (1) Jerry LeVias (1)		2004 — Antonio Gates (2) Eric Parker (2) Reche Caldwell (1)
1974 — Gary Garrison (2) Harrison Davis (1) Don Woods (1)		2005 — Antonio Gates (4) Keenan McCardell (1)
1975 — Gary Garrison (1)		2006 — Malcom Floyd (1) Antonio Gates (1)
1976 — Charlie Joiner (4)		2007 — Antonio Gates (4) Chris Chambers (1 postseason) Vincent Jackson (1 postseason)
1977 — Larry Dorsey (1) Don Woods (1)		2008 — Vincent Jackson (3)

200 ALL-PURPOSE YARDS (61 total, 56 regular season, 5 postseason)

345 — Lionel James vs. LA Raiders, Nov. 10, 1985 (51 Ru, 168 Re, 126 KOR)	250 — Ronney Jenkins at Oakland, Nov. 18, 2001 (250 KOR)
329 — Keith Lincoln vs. Boston, Jan. 5, 1964 (206 Ru, 123 Re) *	James Brooks at Sea, Nov. 16, 1981 (97 Ru, 38 Re, 68 KOR, 79 PR)
328 — Darren Sproles vs. Ind., Jan. 3, 2009 (105 Ru, 45 Re, 72 PR, 106 KOR) **	248 — Lance Alworth at Kansas City, Oct. 20, 1963 (232 Re, 13 KOR, 3 PR)
317 — Darren Sproles at Denver, Sept. 14, 2008 (53 Ru, 72 Re, 192 KOR)	245 — Gary Anderson vs. K.C., Nov. 2, 1986 (100 Ru, 2 Re, 54 PR, 89 KOR)
316 — Lionel James at Cin., Sept. 22, 1985 (127 Ru, 118 Re, 24 PR, 47 KOR)	244 — Darren Sproles vs. Den., Dec. 28, 2008 (115 Ru, 17 Re, 16 PR, 96 KOR) Andre Coleman vs. S.F. (at Miami), Jan. 29, 1995 (244 KOR) #
290 — Lionel James vs. Sea, Sept. 15, 1985 (41 Ru, 96 Re, 19 PR, 134 KOR)	243 — Wes Chandler vs. Seattle, Sept. 15, 1985 (243 Re.)
284 — Leslie Duncan vs. N.Y. Jets, Nov. 24, 1968 (182 KOR, 102 PR)	242 — Lionel James at K.C., Dec. 22, 1985 (43 Ru, 42 Re, 16 PR, 141 KOR)
282 — James Brooks at Oak, Nov. 22, 1981 (97 Ru, 38 Re, 68 KOR, 79 PR)	241 — Paul Lowe vs. Denver, Dec. 22, 1963 (183 Ru, 12 Re, 47 KOR)
274 — Darren Sproles at Pitt., Jan. 11, 2009 (15 Ru, 91 Re, 4 PR, 164 KOR)	240 — LaDainian Tomlinson vs. St. Louis, Oct. 29, 2006 (183 Ru, 57 Re.)
272 — Darren Sproles at N.O. (at London), Oct. 26, 2008 (6 Ru, 45 Re, 20 PR, 201 KOR)	239 — Gary Anderson at K.C., Oct. 19, 1986 (36 Ru, 92 Re, 81 KOR, 30 PR) Keith Lincoln at Oakland, Sept. 30, 1962 (166 Ru, 29 Re, 44 KOR)
271 — LaDainian Tomlinson vs. Denver, Dec. 1, 2002 (220 Ru, 51 Re) Paul Lowe at Houston, Jan. 1, 1961 (165 Ru, 5 Re, 101 KOR) *	237 — LaDainian Tomlinson vs. N.E., Sept. 29, 2002 (217 Ru, 20 Re.)
265 — Paul Lowe vs. Oakland, Nov. 27, 1960 (149 Ru, 96 Re, 20 KOR)	236 — LaDainian Tomlinson at Detroit, Dec. 7, 2003 (88 Ru, 148 Re.)
264 — Keith Lincoln at Denver, Oct. 6, 1963 (62 Ru, 73 Re, 122 KOR, 7 PR)	235 — Kenny Bynum at Minnesota, Nov. 28, 1999 (26 Ru, 90 Re, 119 KOR)
260 — LaDainian Tomlinson vs. Oakland, Dec. 28, 2003 (243 ru, 17 re) Wes Chandler vs. Cincinnati, Dec. 20, 1982 (260 Re)	228 — Andre Coleman at Seattle, Oct. 27, 1996 (22 Re, 206 KOR)
	222 — Ronney Jenkins vs. New Orleans, Sept. 10, 2000 (1 Re, 221 KOR)



- 221 — Darren Sproles at TB, Dec. 21, 2008 (3 Ru., 46 Re., 45 PR, 127 KOR)
LaDainian Tomlinson at Cleveland, Oct. 19, 2003 (200 Ru., 21 Re.)
James Brooks vs. K.C., Dec. 11, 1983 (81 Ru., 9 Re., 103 KOR, 28 PR)
- 220 — LaDainian Tomlinson vs. N.Y. Giants, Sept. 25, 2005 (192 Ru., 28 Re.)
- 217 — Gary Anderson vs. Kansas City, Dec. 18, 1988 (34 att)
James Brooks at N.E., Oct. 16, 1983 (72 Ru., 60 Re., 80 KOR, 5 PR)
Keith Lincoln vs. Oak., Oct. 27, 1963 (130 Ru., 11 Re., 65 KOR, 11 PR)
- 214 — LaDainian Tomlinson vs. Oakland, Oct. 14, 2007 (198 Ru., 16 Re.)
Ronney Jenkins at New England, Oct. 14, 2001 (214 KOR)
- 213 — LaDainian Tomlinson at Washington, Nov. 27, 2005 (184 Ru., 29 Re.)
Lance Alworth at Oakland, Oct. 29, 1967 (213 Re.)
- 211 — LaDainian Tomlinson at Oakland, Sept. 28, 2003 (187 Ru., 24 Re.)
Dick Post vs. Miami, Nov. 3, 1968 (151 Ru., 49 Re., 11 KOR)
Lance Alworth vs. Denver, Sept. 11, 1965 (211 Re.)

- 210 — Lance Alworth at Boston, Nov. 10, 1963 (210 Re.)
Keith Lincoln vs. N.Y. Titans, Sept. 16, 1962 (48 Ru., 145 KOR, 17 PR)
- 209 — Tim Dwight vs. N.Y. Jets, Sept. 19, 2004 (209 KOR)
James Brooks at TB, Dec. 13, 1981 (50 Ru., 31 Re., 99 KOR, 29 PR)
- 208 — Andre Coleman at Philadelphia, Sept. 17, 1995 (133 PR, 75 KOR)
Dick Post at Buffalo, Oct. 1, 1967 (121 Ru., 20 Re., 67 KOR)
- 207 — LaDainian Tomlinson vs. Minnesota, Nov. 9, 2003 (162 Ru., 45 Re.)
Lance Alworth vs. Buffalo, Nov. 26, 1964 (185 Re., 22 PR)
- 206 — Tim Dwight at Kansas City, Dec. 22, 2002 (63 Re., 73 KOR, 70 PR)
- 204 — LaDainian Tomlinson vs. Kansas City, Dec. 17, 2006 (199 Ru., 5 Re.)
James Brooks vs. Balt., Dec. 26, 1982 (30 Ru., 3 Re., 96 KOR, 75 PR)
- 203 — Darren Sproles vs. K.C., Sept. 30, 2007 (161 KOR, 28 PR, 14 Re.)
Leslie Duncan vs. K.C., Oct. 15, 1967 (68 PR, 100 Int. Ret., 35 PR)
Lance Alworth vs. Oakland, Nov. 1, 1964 (203 Re.)

200 ALL-PURPOSE YARD GAMES BY PLAYER

LaDainian Tomlinson (12), Darren Sproles (7 total, 5 regular season, 2 postseason) Lance Alworth (6), James Brooks (6), Keith Lincoln (5 total, 4 regular season, 1 postseason), Lionel James (4), Gary Anderson (3), Andre Coleman (3 total, 2 regular season, 1 postseason), Ronney Jenkins (3), Paul Lowe (3 total, 2 regular season, 1 postseason), Wes Chandler (2), Leslie Duncan (2), Tim Dwight (2), Dick Post (2), Kenny Bynum (1).

200 ALL-PURPOSE YARD GAMES BY SEASON

- | | | |
|---|---|---|
| 1960 — Paul Lowe (1 regular season)
Paul Lowe (1 postseason) | 1981 — James Brooks (3) | 2001 — Ronney Jenkins (2) |
| 1962 — Keith Lincoln (2) | 1982 — James Brooks (1) | 2002 — LaDainian Tomlinson (2), Tim Dwight (1) |
| 1963 — Lance Alworth (2)
Keith Lincoln (2 regular season)
Keith Lincoln (1 postseason)
Paul Lowe (1) | 1982 — Wes Chandler (1) | 2003 — LaDainian Tomlinson (5) |
| 1964 — Lance Alworth (2) | 1983 — James Brooks (2) | 2004 — Tim Dwight (1) |
| 1965 — Lance Alworth (1) | 1985 — Lionel James (4), Wes Chandler (1) | 2005 — LaDainian Tomlinson (2) |
| 1967 — Lance Alworth (1), Leslie Duncan (1), Dick Post (1) | 1986 — Gary Anderson (2) | 2006 — LaDainian Tomlinson (2) |
| 1968 — Leslie Duncan (1), Dick Post (1) | 1988 — Gary Anderson (1) | 2007 — Darren Sproles (1), LaDainian Tomlinson (1) |
| | 1994 — Andre Coleman (1 postseason) | 2008 — Darren Sproles (4 regular season)
Darren Sproles (1 postseason) |
| | 1995 — Andre Coleman (1) | |
| | 1996 — Andre Coleman (1) | |
| | 1999 — Kenny Bynum (1) | |
| | 2000 — Ronney Jenkins (1) | |

CHARGERS' 10 LONGEST

RUNS FROM SCRIMMAGE

- 87t — Paul Lowe at Dallas, Sept. 10, 1961
- 86t — Keith Lincoln at Oakland, Sept. 30, 1962
- 85t — LaDainian Tomlinson vs. Kansas City, Dec. 17, 2006
- 83t — Michael Turner at Indianapolis, Dec. 18, 2005
- 80t — Brad Hubbert vs. N.Y. Jets, Dec. 24, 1967
- 76 — LaDainian Tomlinson vs. Denver, Dec. 1, 2002
- 76t — Keith Lincoln at Kansas City, Oct. 20, 1963
- 74t — Michael Turner at Denver, Oct. 7, 2007
- 73t — LaDainian Tomlinson vs. Minnesota, Nov. 9, 2003
Chuck Muncie at Seattle, Nov. 16, 1981
- 73 — Michael Turner vs. Tennessee, Sept. 17, 2006

PASS COMPLETIONS

- 99t — Stan Humphries to Tony Martin at Seattle, Sept. 18, 1994
- 91t — Jack Kemp to Keith Lincoln at Denver, Nov. 12, 1961
- 88t — Ed Luther to Bobby Duckworth vs. Chicago, Dec. 3, 1984
- 85t — John Hadl to Lance Alworth at Boston, Oct. 17, 1965
Tobin Rote to Lance Alworth at Denver, Oct. 6, 1963
- 84t — John Hadl to Gary Garrison at N.Y. Jets, Oct. 5, 1968
- 83t — Ryan Leaf to Jeff Graham at Denver, Nov. 19, 2000
- 82t — Tobin Rote to Lance Alworth vs. N.Y. Jets, Dec. 6, 1964
- 81t — Dan Fouts to Charlie Joiner vs. Houston, Oct. 17, 1976
- 80t — Jim Harbaugh to Kenny Bynum at Minnesota, Nov. 28, 1999
Marty Domres to Lance Alworth vs. Houston, Oct. 25, 1970
John Hadl to Lance Alworth vs. Houston, Sept. 21, 1968

FIELD GOALS

- 57 — Nate Kaeding at Tampa Bay, Dec. 21, 2008
- 54 — Nate Kaeding at Baltimore, Oct. 1, 2006
John Carney, four times, Last: at Kansas City, Sept. 17, 2000
- 53 — Nate Kaeding at Atlanta, Oct. 17, 2004
Steve Christie at Buffalo, Dec. 15, 2002
John Carney (2 times), Last: vs. Seattle, Sept. 1, 1996
Chris Bahr vs. Denver, Dec. 24, 1989
Rolf Benirschke at Denver, Sept. 21, 1980
- 52 — John Carney vs. Kansas City, Nov. 26, 2000
Rolf Benirschke (2 times), Last: at Denver, Sept. 27, 1981

PUNTS

- 82 — Paul Maguire vs. Dallas, Nov. 19, 1961
- 73 — Dennis Partee at Denver, Oct. 17, 1971
- 71 — Mike Scifres at Baltimore, Oct. 1, 2006
Mike Scifres vs. Oakland, Dec. 4, 2005
Maury Buford at Denver, Sept. 12, 1982
John Hadl at Denver, Nov. 8, 1964
- 70 — Mike Scifres vs. Baltimore, Nov. 25, 2007
- 67 — Mike Scifres vs. Indianapolis, Jan. 3, 2009
Mike Scifres at Miami, Oct. 5, 2008
John Kidd vs. Kansas City, Oct. 17, 1993
Ralf Mojsiejenko at Denver, Nov. 17, 1985

INTERCEPTION RETURNS

- 103t — Vencie Glenn vs. Denver, Nov. 29, 1987
- 102t — Donald Frank at L.A. Raiders, Oct. 31, 1993
- 100t — Leslie Duncan vs. Kansas City, Oct. 15, 1967
- 99t — Shaun Gayle at N.Y. Giants, Dec. 23, 1995
Stanley Richard at Denver, Sept. 4, 1994
Gill Byrd at Kansas City, Oct. 4, 1984
- 83t — Willie Clark at Oakland, Sept. 22, 1996
- 80t — Coy Bacon at Denver, Nov. 11, 1973
- 77t — Woodrow Lowe vs. Pittsburgh, Nov. 18, 1979
- 76t — Charlie McNeil vs. Houston, Sept. 24, 1961

KICKOFF RETURNS

- 103t — Darren Sproles at Denver, Sept. 14, 2008
Keith Lincoln vs. N.Y. Titans, Sept. 16, 1962
- 98t — Andre Coleman vs. San Francisco, Jan. 29, 1995 (SB XXIX)
Gary Anderson at Denver, Nov. 17, 1985
- 95t — Nate Lewis vs. New Orleans, Nov. 17, 1991
- 94t — Jamie Holland vs. Kansas City, Dec. 18, 1988
- 93t — Ronney Jenkins at Oakland, Nov. 18, 2001
Ronney Jenkins vs. New Orleans, Sept. 10, 2000
Anthony Miller at L.A. Rams, Nov. 20, 1988
- 92t — Andre Coleman vs. Arizona, Dec. 9, 1995



RECORDS

PUNT RETURNS

- 95t — Leslie Duncan vs. N.Y. Jets, Nov. 24, 1968
 90t — Darrien Gordon at L.A. Raiders, Sept. 25, 1994
 88t — Andre Coleman at Philadelphia, Sept. 17, 1995
 Mike Fuller at New Orleans, Oct. 9, 1977
 85t — Eric Metcalf at Cincinnati, Nov. 2, 1997
 84t — Tim Dwight vs. Washington, Sept. 9, 2001
 Ron Smith vs. New Orleans, Nov. 18, 1973
 83t — Eric Metcalf vs. Denver, Nov. 30, 1997
 82t — Paul Lowe at Boston, Oct. 7, 1961
 81t — Darrien Gordon vs. Kansas City, Sept. 29, 1996
 Lionel James vs. St. Louis, Sept. 20, 1987
 Leslie Duncan vs. Buffalo, Sept. 4, 1966

FUMBLE RETURNS

- 86t — Eric Weddle vs. Atlanta, Nov. 30, 2008
 82t — Donnie Edwards at St. Louis, Nov. 10, 2002
 81t — Vencie Glenn vs. N.Y. Giants, Oct. 22, 1989
 79t — Marlon McCree vs. St. Louis, Oct. 29, 2006
 78t — Paul Bradford at San Francisco, Nov. 23, 1997
 75t — Keith Browner (25 yds.) & Sam Seale (50 yds.) at L.A. Rams,
 Nov. 20, 1988 (Browner lateral to Seale)
 58t — Rick Redman vs. Miami, Oct. 2, 1966
 53 — Henry Rolling at L.A. Raiders, Oct. 6, 1991
 49t — Rommie Loudd at Oakland (S.F.), Dec. 4, 1960
 45t — Raylee Johnson at Denver, Nov. 11, 2001

BLOCKED PUNT RETURNS

- 35t — Bob Zeman at Boston, Oct. 7, 1961
 21t — Derrie Nelson vs. Dallas, Nov. 13, 1983
 19 — Pete Lazetich vs. Denver, Sept. 24, 1972
 5 — Gene Selawski at Oakland (S.F.), Oct. 22, 1961
 4 — Wayne Davis at Denver, Nov. 17, 1985
 3 — Steve Heiden at Carolina, Dec. 17, 2000
 0s — Carlos Polk at Arizona, Sept. 22, 2002
 0t — Darryll Lewis vs. Indianapolis, Sept. 26, 1999

BLOCKED FIELD GOAL RETURNS

- 72t — Leslie Duncan vs. Denver, Nov. 23, 1967
 35 — Tom Day vs. Kansas City, Oct. 15, 1967
 28 — Jim Tolbert vs. St. Louis, Nov. 15, 1971
 27 — Kenny Graham at Kansas City, Nov. 15, 1964
 25 — Jeff Staggs vs. Houston, Oct. 25, 1970

MISSED FIELD GOAL RETURNS

- 109t — Antonio Cromartie at Minnesota, Nov. 4, 2007 (NFL Record)

OPPONENT'S 10 LONGEST**RUNS FROM SCRIMMAGE**

- 89t — Kenny King (at Oakland Raiders), Oct. 12, 1980
 81 — Billy Sims (Detroit), Sept. 30, 1984
 77 — Napoleon Kaufman (at Oakland), Sept. 22, 1996
 74t — Jack Spikes (at Dallas Texans), Sept. 10, 1961
 71t — Corey Dillon (at Cincinnati), Nov. 2, 1997
 69t — Herman Heard (at Kansas City), Oct. 14, 1984
 68 — Henry Bell (at Denver), Oct. 16, 1960
 66t — Zack Crockett (Indianapolis), Dec. 31, 1995 (Wild Card Playoffs)
 64t — Adrian Peterson (at Minnesota), Nov. 4, 2007
 64 — Clem Daniels (Oakland), Nov. 13, 1966

PASS COMPLETIONS

- 99t — Trent Green to Marc Boerigter (at Kansas City), Dec. 22, 2002
 98t — Jack Lee to Willard Dewveall (at Houston), Nov. 25, 1962
 96t — Joe Montana to Jerry Rice (San Francisco), Nov. 27, 1988
 93t — Craig Morton to Steve Watson (at Denver), Sept. 27, 1981
 90t — Steve DeBerg to J.J. Birden (at Kansas City), Nov. 18, 1990
 Cotton Davidson to Dick Dorsey (Oakland), Dec. 2, 1962
 89t — Neil O'Donnell to Dwight Stone (at Pittsburgh), Sept. 1, 1991
 87t — Joe Namath to Don Maynard (N.Y. Jets), Nov. 24, 1968
 Frank Tripacko to Al Frazier (at Denver), Nov. 12, 1961
 84t — Mike Tomczak to Charles Johnson (Pittsburgh), Dec. 24, 1994
 Bill Kenney to Stephone Paige (at Kansas City), Dec. 22, 1985
 Joe Ferguson to Curtis Brown (Buffalo), Sept. 16, 1979
 Len Dawson to Larry Brunson (at Kansas City), Nov. 10, 1974

INTERCEPTION RETURNS

- 102t — Louis Breeden (Cincinnati), Nov. 8, 1981
 99t — Kevin Ross (Kansas City), Sept. 6, 1992
 96t — Ray Griffin (at Cincinnati), Nov. 11, 1979
 91t — Fred Williamson (at Oakland,) Sept. 30, 1962
 90t — Leroy Butler (at Green Bay), Sept. 15, 1996
 Deion Sanders (San Francisco), Dec. 11, 1994
 87t — Mark McMillian (Kansas City), Dec. 14, 1997
 81 — Paul Krause (at Minnesota), Nov. 23, 1975
 Rolland Lawrence (Atlanta), Oct. 21, 1973
 80 — John Holt (at Indianapolis), Nov. 30, 1986

KICKOFF RETURNS

- 104t — Ira Mathews (at Oakland), Oct. 25, 1979
 101t — Brian Mitchell (at Washington), Dec. 6, 1998
 99t — Byron Hanspard (Atlanta), Dec. 7, 1997
 98t — Will Blackwell (Pittsburgh), Dec. 24, 2000
 97t — Tim Brown (at L.A. Raiders), Sept. 4, 1988
 96t — Dante Hall (at Kansas City), Nov. 28, 2004
 95t — Paul Palmer (at Kansas City), Sept. 13, 1987
 94t — Randy Montgomery (Denver), Sept. 24, 1972

- 94 — Leon Washington (New York Jets), Sept. 22, 2008
 93t — Jon Vaughn (Seattle), Oct. 30, 1994

PUNT RETURNS

- 92t — Rick Upchurch (at Denver), Oct. 3, 1976
 86t — Tamarick Vanover (at Kansas City), Oct. 9, 1995
 82t — George Atkinson (at Oakland), Oct. 13, 1968
 82 — Ray Buchanan (at Indianapolis), Nov. 3, 1996
 81 — Dennis Northcutt (Cleveland), Nov. 5, 2006
 80t — Phillip Buchanon (Oakland), Dec. 28, 2003
 79t — Lemar Parrish (Cincinnati), Dec. 6, 1970
 78 — Roger Bird (at Oakland), Oct. 29, 1967
 75 — Rick Upchurch (at Denver), Sept. 17, 1978
 74t — Joey Galloway (Seattle), Oct. 25, 1998

BLOCKED PUNT RETURNS

- 37t — Frank Warren (New Orleans), Nov. 17, 1991
 16 — Randy McClanahan (at Oakland), Sept. 18, 1977
 15 — Walt Landers (Green Bay), Sept. 24, 1978
 14 — Glen Cadrez (Kansas City), Oct. 13, 2002
 9 — Tyrone Braxton (Denver), Oct. 2, 1988
 2t — Jerry Robinson (L.A. Raiders), Nov. 20, 1986

BLOCKED FIELD GOAL RETURNS

- 66 — Tommy Casanova (at Cincinnati), Sept. 22, 1974
 65t — Matt Ware (at Philadelphia), Oct. 23, 2005
 60 — Louis Wright (at Denver), Nov. 17, 1985
 54t — Doug Evans (at Carolina), Dec. 17, 2000
 42t — Ray McElroy (Indianapolis), Oct. 26, 1997
 28 — John Barnlett (Denver), Nov. 27, 1966
 17 — Charlie West (Minnesota), Dec. 5, 1971
 Mike Statton (Buffalo), Oct. 1, 1967
 16 — Fletcher Smith (Kansas City), Oct. 15, 1967

FIELD GOALS

- 58 — Dan Miller (Baltimore Colts), Dec. 26, 1982
 55 — Jason Elam (Denver), Nov. 7, 1999
 Gary Anderson (at Pittsburgh), Nov. 25, 1984
 54 — Neil Rackers (at Cincinnati), Sept. 8, 2002
 Jason Elam (Denver) (3 times), Last: Dec. 1, 2002
 Rian Lindell (Seattle), Dec. 30, 2001
 Sebastian Janikowski (Oakland), Oct. 29, 2000
 Kevin Butler (Chicago), Nov. 14, 1993
 John Kasay (at Seattle), Nov. 10, 1991
 Norm Johnson (at Seattle), Oct. 6, 1986
 Raul Allegre (at Indianapolis), Nov. 4, 1984



PUNTS

- 81 — Dustin Colquitt (at Kansas City), Dec. 2, 2007
- 77 — Greg Montgomery (Houston), Sept. 19, 1993
- 74 — Bob Grupp (at Kansas City), Nov. 4, 1979
- 73 — Shane Lechler (Oakland), Sept. 28, 2003
- 72 — Ryan Plackemeier (at Seattle), Dec. 24, 2006

- Chris Gardocki (Indianapolis), Oct. 26, 1997
- Bob Scarpitto (at Denver), Oct. 22, 1967
- Jerrel Wilson (Kansas City), Sept. 29, 1963
- 71 — Ray Guy (at Oakland), Oct. 25, 1979
- 70 — Shane Lechler (at Oakland), Sept. 28, 2008
- Mike Mecer (at Oakland), Sept. 19, 1965

OPPONENT TOP PERFORMANCES

TEAM RUSHING YARDS (250+)

- 378 — at Minnesota, Nov. 4, 2007
- 328 — at Denver, Nov. 28, 1975
- 295 — Kansas City, Dec. 18, 1966
- 277 — at Seattle, Nov. 22, 1987
- 275 — Cleveland, Sept. 29, 1985
- 273 — at Detroit, Oct. 22, 1978
- 262 — Kansas City, Oct. 27, 1974
- 256 — New England, Oct. 16, 1977
- 255 — at Pittsburgh, Oct. 31, 1976
- Houston, Dec. 4, 1966
- 251 — New York Jets, Sept. 4, 1983

TEAM RUSHING ATTEMPTS (50+)

- 61 — at Chicago, Oct. 25, 1981
- 60 — at Denver, Nov. 30, 1975
- 59 — at Oakland, Sept. 18, 1977
- 56 — at Seattle, Sept. 18, 1983
- at Houston, Sept. 28, 1975
- 55 — at Denver, Oct. 17, 1971
- 54 — at Seattle, Nov. 22, 1987
- 53 — Kansas City, Nov. 12, 1978
- 52 — at Pittsburgh, Oct. 31, 1976
- 51 — New York Jets, Sept. 4, 1983

TOTAL NET YARDS (500+)

- 614 — at St. Louis, Oct. 1, 2000 (163 rushing & 451 passing)
- 591 — Seattle, Dec. 29, 2002 (163 rushing & 428 passing)
- 545 — Cincinnati, Nov. 12, 2006 (128 rushing & 417 passing)
- 537 — Kansas City, Dec. 11, 1983 (131 rushing & 406 passing)
- 536 — at Denver, Nov. 19, 2000 (93 rushing & 443 passing)
- 528 — at Minnesota, Nov. 4, 2007 (378 rushing & 150 passing)
- 526 — Minnesota, Oct. 11, 1981 (93 rushing & 444 passing)
- 524 — at St. Louis, Nov. 10, 2002 (71 rushing & 453 passing)
- 522 — Denver, Nov. 29, 1987 (175 rushing & 347 passing)
- 512 — at Seattle, Oct. 6, 1986 (218 rushing & 294 passing)
- 510 — New York, Nov. 24, 1968 (142 rushing & 368 passing)
- 506 — at Kansas City, Oct. 14, 1984 (146 rushing & 360 passing)

INDIVIDUAL RUSHING YARDS (145+)

- 296 — Adrian Peterson (at Minnesota), Nov. 4, 2007
- 181 — Priest Holmes (Kansas City), Nov. 4, 2001
- 178 — Terrell Davis (Denver), Nov. 30, 1997
- 178 — Hoyle Granger (Houston), Dec. 4, 1966
- 176 — Terrell Davis (at Denver), Nov. 19, 1995
- 169 — Eric Dickerson (Indianapolis), Oct. 23, 1988
- Curt Warner (Seattle), Sept. 15, 1985
- 162 — Priest Holmes (Kansas City), Nov. 30, 2003
- 161 — Mike Garrett (Kansas City), Dec. 18, 1966
- 159 — Clinton Portis (Denver), Dec. 1, 2002
- 146 — Willie Parker (at Pittsburgh), Jan. 11, 2009 (AFC Divisional Playoffs)
- Woody Green (Kansas City), Oct. 27, 1974

INDIVIDUAL RUSHING ATTEMPTS (35+)

- 36 — Walter Payton (at Chicago), Oct. 25, 1981
- 35 — Eric Dickerson (at Indianapolis), Nov. 8, 1987

TEAM PASSING YARDS—GROSS (400+)

- 465 — at St. Louis, Oct. 1, 2000
- 462 — at Denver, Nov. 19, 2000
- 457 — St. Louis, Sept. 20, 1987
- 453 — at St. Louis, Nov. 10, 2002
- 449 — Seattle, Dec. 29, 2002
- 444 — Minnesota, Oct. 11, 1981
- 440 — at Cincinnati, Nov. 12, 2006
- 424 — at Los Angeles Raiders, Oct. 31, 1993

- 416 — Cincinnati, Dec. 20, 1982
- 411 — Kansas City, Dec. 11, 1983
- 404 — Indianapolis, Sept. 26, 1999
- 402 — at Indianapolis, Jan. 13, 2008

TEAM PASS COMPLETIONS (35+)

- 40 — Cincinnati, Dec. 20, 1982
- 39 — Tennessee, Oct. 3, 2004
- 37 — Kansas City, Oct. 9, 1994
- 36 — Tampa Bay, Dec. 12, 2004
- Jacksonville, Oct. 10, 2004
- Seattle, Dec. 29, 2002
- at St. Louis, Nov. 10, 2002
- New England, Sept. 29, 2002
- at Denver, Nov. 19, 2000
- at Denver, Sept. 4, 1994
- 35 — at Denver, Sept. 14, 2008
- at Philadelphia, Oct. 23, 2005
- at Oakland, Oct. 20, 2002

TEAM PASSING ATTEMPTS (50+)

- 61 — St. Louis, Sept. 20, 1987
- 58 — Tennessee, Oct. 3, 2004
- at Denver, Nov. 19, 2000
- 57 — at Cleveland, Sept. 7, 1981
- 56 — Indianapolis, Nov. 11, 2007
- Cincinnati, Dec. 20, 1982
- 55 — Kansas City, Oct. 9, 1994
- 54 — at Philadelphia, Oct. 23, 2005
- Jacksonville, Oct. 10, 2004
- at New England, Oct. 14, 2001
- Indianapolis, Sept. 26, 1999
- at Pittsburgh, Jan. 15, 1995
- 53 — Kansas City, Jan. 2, 2005
- Seattle, Dec. 29, 2002
- New England, Sept. 29, 2002
- 51 — at New York Giants, Oct. 2, 1983
- New York Jets, Sept. 28, 1969
- 50 — at Denver, Sept. 14, 2008
- Tampa Bay, Dec. 12, 2004
- at Buffalo, Oct. 15, 2000 (OT)
- at Denver, Nov. 17, 1985

INDIVIDUAL PASSING YARDS (400+)

- 462 — Gus Frerotte (at Denver), Nov. 19, 2000
- 457 — Neil Lomax (St. Louis), Sept. 20, 1987
- 453 — Marc Bulger (at St. Louis), Nov. 10, 2002
- 449 — Matt Hasselbeck (Seattle), Dec. 29, 2002
- 444 — Tommy Kramer (Minnesota), Oct. 11, 1981
- 440 — Carson Palmer (at Cincinnati), Nov. 12, 2006
- 424 — Jeff Hostetler (at Los Angeles Raiders), Oct. 31, 1993
- 416 — Ken Anderson (Cincinnati), Dec. 20, 1982
- 411 — Bill Kenney (Kansas City), Dec. 11, 1983
- 404 — Peyton Manning (Indianapolis), Sept. 26, 1999
- 402 — Peyton Manning (at Indianapolis), Jan. 13, 2008

INDIVIDUAL PASSING ATTEMPTS (50+)

- 61 — Neil Lomax (St. Louis), Sept. 20, 1987
- 58 — Billy Volek (Tennessee), Oct. 3, 2004
- Gus Frerotte (at Denver), Nov. 19, 2000
- 57 — Brian Sipe (at Cleveland), Sept. 7, 1981
- 56 — Peyton Manning (Indianapolis), Nov. 11, 2007
- Ken Anderson (Cincinnati), Dec. 20, 1982
- 55 — Joe Montana (Kansas City), Oct. 9, 1994



RECORDS

INDIVIDUAL PASSING ATTEMPTS (50+), cont.

- 54 — Donovan McNabb (at Philadelphia), Oct. 23, 2005
Byron Leftwich (Jacksonville), Oct. 10, 2004
Tom Brady (at New England), Oct. 14, 2001
Peyton Manning (Indianapolis), Sept. 26, 1999
Neil O'Donnell (at Pittsburgh), Jan. 15, 1995
- 53 — Trent Green (Kansas City), Jan. 2, 2005
Matt Hasselbeck (Seattle), Dec. 29, 2002
Tom Brady (New England), Sept. 29, 2002
- 51 — Scott Brunner (at New York Giants), Oct. 2, 1983
Joe Namath (New York Jets), Sept. 28, 1969
- 50 — Jay Cutler (at Denver), Sept. 14, 2008
Brian Griese (Tampa Bay), Dec. 12, 2004
John Elway (at Denver), Nov. 17, 1985

INDIVIDUAL RECEIVING YARDS (170 YARDS+)

- 309 — Stephone Paige (at Kansas City), Dec. 22, 1985
260 — Chad Johnson (at Cincinnati), Nov. 12, 2006
210 — Larry Brunson (at Kansas City), Nov. 10, 1974
197 — Carlos Carson (Kansas City), Oct. 25, 1987
196 — Marvin Harrison (Indianapolis), Sept. 26, 1999
187 — Rod Smith (at Denver), Nov. 19, 2000
178 — Eddie Brown (Cincinnati), Sept. 16, 1990
Steve Watson (at Denver), Sept. 27, 1981
176 — Brian Brennan (at Cleveland), Dec. 21, 1986
174 — Art Monk (Washington), Sept. 21, 1986
173 — Derrick Alexander (Kansas City), Nov. 22, 1998
Todd Christensen (L.A. Raiders), Nov. 20, 1986
171 — Terrell Owens (San Francisco), Nov. 17, 2002
Jerry Rice (San Francisco), Nov. 27, 1988
170 — Eric Moulds (at Buffalo), Oct. 15, 2000 (OT)

INDIVIDUAL TOUCHDOWNS—TOTAL (4+)

- 4 — Harvey Williams (Oakland), Nov. 16, 1997
Daryl Turner (Seattle), Sept. 22, 1985
Marcus Allen (at L.A. Raiders), Sept. 24, 1984
Frank Jackson (Kansas City), Dec. 13, 1964

INDIVIDUAL RUSHING TOUCHDOWNS (3+)

- 3 — Adrian Peterson (at Minnesota), Nov. 4, 2007
Tatum Bell (Denver), Dec. 31, 2005
Bam Morris (Kansas City), Nov. 22, 1998
Gaston Green (at Denver), Sept. 22, 1991
Marcus Allen (at L.A. Raiders), Oct. 28, 1985
Booker Russell (at Oakland), Oct. 25, 1979
Chuck Foreman (at Minnesota), Nov. 23, 1975
Charlie Evans (at New York Giants), Nov. 7, 1971

INDIVIDUAL TOUCHDOWN PASSES (4+)

- 6 — Steve Young (at San Francisco), Jan. 29, 1995 (SB XXIX)
5 — Gus Frerotte (at Denver), Nov. 19, 2000
Elvis Grbac (at Kansas City), Sept. 17, 2000
Dave Kreig (Seattle), Sept. 15, 1985
Marc Wilson (L.A. Raiders), Oct. 12, 1984
- 4 — Brett Favre (Green Bay), Dec. 14, 2003
Jon Kitna (Cincinnati), Nov. 23, 2003
Daunte Culpepper (Minnesota), Nov. 9, 2003
Jay Cutler (at Denver), Sept. 14, 2008
Marc Bulger (at St. Louis), Nov. 10, 2002
Rich Gannon (at Oakland), Nov. 18, 2001
Kurt Warner (at St. Louis), Oct. 1, 2000
Jeff George (at Minnesota), Nov. 28, 1999
Rich Gannon (at Oakland), Nov. 14, 1999
John Elway (Denver), Nov. 29, 1998
John Elway (at Denver), Dec. 21, 1997
Drew Bledsoe (at New England), Aug. 31, 1997
Dave Kreig (Seattle), Dec. 14, 1986
Mark Malone (at Pittsburgh), Nov. 24, 1984
Bill Kenney (Kansas City), Dec. 11, 1983
Tommy Kramer (Minnesota), Oct. 11, 1981
Craig Morton (at Denver), Sept. 27, 1981
Jim Zorn (at Seattle), Nov. 27, 1977
Len Dawson (Kansas City), Dec. 13, 1964

INDIVIDUAL TOUCHDOWN RECEPTIONS (3+)

- 4 — Jerry Rice (at San Francisco), Jan. 29, 1995 (Super Bowl XXIX)
Darryl Turner (Seattle), Sept. 22, 1985
Frank Jackson (Kansas City), Dec. 13, 1964

- 3 — Chad Johnson (Cincinnati), Nov. 23, 2003
Shannon Sharpe (Denver), Nov. 16, 2003
Isaac Bruce (at St. Louis), Nov. 10, 2002
Jerry Rice (at Oakland), Nov. 18, 2001
Sylvester Morris (at Kansas City), Sept. 17, 2000
John Stallworth (at Pittsburgh), Nov. 24, 1984
Steve Largent (Seattle), Oct. 29, 1984
Todd Christensen (L.A. Raiders), Dec. 1, 1983
Gene Washington (at San Francisco), Sept. 17, 1972
Don Maynard (New York Jets), Dec. 24, 1967
Art Powell (at L.A. Raiders), Dec. 8, 1963

TEAM SACKS (6+)

- 8 — Green Bay, Sept. 24, 1978
at Washington, Sept. 16, 1973
Kansas City, Dec. 8, 1968
- 7 — Kansas City, Dec. 14, 1997
Carolina, Sept. 14, 1997
at L.A. Raiders, Oct. 18, 1987
at Oakland Raiders, Oct. 12, 1980
- 6 — Denver, Dec. 31, 2005
Miami, Oct. 27, 2003
Pittsburgh, Dec. 24, 2000
Kansas City, Nov. 26, 2000
at Kansas City, Sept. 17, 2000
Philadelphia, Oct. 18, 1998
at Cincinnati, Nov. 2, 1997
Dallas, Oct. 15, 1995
at Kansas City, Nov. 8, 1992
at L.A. Raiders, Oct. 28, 1985
Cleveland, Sept. 29, 1985
L.A. Raiders, Dec. 1, 1983

INDIVIDUAL SACKS (4+)

- 4.5 — Hugh Douglas (Philadelphia), Oct. 18, 1998
4 — Derrick Thomas (at Kansas City), Nov. 8, 1992
Al Baker (at Detroit), Oct. 22, 1978
Wilbur Young (Kansas City), Oct. 19, 1975
Ron Carpenter (Cincinnati), Sept. 30, 1973
Lionel Aldridge (Green Bay), Oct. 12, 1970

INDIVIDUAL INTERCEPTIONS (3+)

- 4 — Kwamie Lassiter (at Arizona), Dec. 27, 1998
Joe Lavender (at Washington), Nov. 8, 1980
Vernon Perry (Houston), Dec. 29, 1979
Willie Buchanon (Green Bay), Sept. 24, 1978
Bobby Ply (at Dallas), Dec. 16, 1962
- 3 — Darryl Williams (at Seattle), Sept. 21, 1997
Lloyd Burruss (at Kansas City), Oct. 19, 1986
Kenny Easley (Seattle), Oct. 29, 1984
Marc Murphy (Washington), Oct. 31, 1983
Steve Foley (at Denver), Sept. 27, 1981
Joe Lavender (at Washington), Dec. 7, 1980
David Grayson (Oakland Raiders), Oct. 26, 1969
David Grayson (at Oakland Raiders), Oct. 29, 1967

TOTAL FIRST DOWNS (30+)

- 34 — at Denver, Sept. 14, 2008
Seattle, Dec. 29, 2002
at Denver, Nov. 19, 2000
at Seattle, Nov. 22, 1987
- 33 — Cincinnati, Nov. 23, 2003
32 — at Cincinnati, Sept. 22, 1985
31 — Denver, Nov. 29, 1987
30 — at Indianapolis, Dec. 26, 2004
at New England, Oct. 14, 2001
at Denver, Sept. 4, 1994
Seattle, Sept. 15, 1985

TIME OF POSSESSION (40:00)

- 48:50 — at Chicago, Oct. 25, 1981 (OT)
44:11 — at Denver, Nov. 16, 2003
41:52 — at Dallas, Oct. 26, 1980
41:48 — L.A. Raiders, Nov. 21, 1993
41:35 — at Seattle, Nov. 22, 1987
41:19 — Denver, Nov. 29, 1987
40:02 — Kansas City, Nov. 12, 1978 (OT)



INDIVIDUAL POSTSEASON RECORDS

SCORING

Most Points, Career

- 40 Nate Kaeding, 2004-08
- 37 Rolf Benirschke, 1977-86
- 30 John Carney, 1990-00

Most Points, Game

- 12 (7 times), Last: Darren Sproles vs. Indianapolis, Jan. 3, 2009
- 11 Rolf Benirschke at Miami, Jan. 2, 1982
- 10 Ben Agajanian at Houston, Jan. 1, 1961

TOUCHDOWNS

Most, Career

- 4 Darren Sproles, 2005-08
- LaDainian Tomlinson, 2001-08
- Kellen Winslow, 1979-87
- Charlie Joiner, 1976-86
- 3 (3 players), Last: Vincent Jackson, 2005-08
- 2 (4 players), Last: Natrone Means, 1993-95, 98-99

Most, Game

- 2 (6 times), Last: Darren Sproles vs. Indianapolis, Jan. 3, 2009
- 1 (43 times), Last: Darren Sproles at Pittsburgh, Jan. 11, 2009

POINTS AFTER TOUCHDOWN

Most, Career

- 16 Nate Kaeding, 2004-08
- Rolf Benirschke, 1977-86
- 9 John Carney, 1990-00
- 6 George Blair, 1961-64

Most, Game

- 6 George Blair vs. Boston, Jan. 5, 1964
- 5 Rolf Benirschke at Miami, Jan. 2, 1982
- 4 Nate Kaeding at Indianapolis, Jan. 13, 2008
- Rolf Benirschke at Pittsburgh, Jan. 9, 1983

Most Two-Point Conversions, Game

- 1 Alfred Pupunu vs. San Francisco, Jan. 29, 1995
- Mark Seay vs. San Francisco, Jan. 29, 1995

FIELD GOALS

Most, Career

- 8 Nate Kaeding, 2004-08
- 7 John Carney, 1990-00
- Rolf Benirschke, 1977-86
- 3 Ben Agajanian, 1960-61, 1964

Most, Game

- 4 Nate Kaeding at New England, Jan. 20, 2008
- 3 Ben Agajanian vs. Houston, Jan. 1, 1961
- 2 (5 times), Last: John Carney vs. Indianapolis, Dec. 31, 1995

Longest

- 54 John Carney vs. Indianapolis, Dec. 31, 1995
- 42 Nate Kaeding at Pittsburgh, Jan. 11, 2009
- 40 Nate Kaeding at New England, Jan. 20, 2008

RUSHING

Most Attempts, Career

- 111 Chuck Muncie, 1980-84
- 84 LaDainian Tomlinson, 2004-08
- 63 Natrone Means, 1993-95, 1998-99

Most Attempts, Game

- 26 LaDainian Tomlinson vs. N.Y. Jets, Jan. 8, 2005
- 25 Chuck Muncie at Pittsburgh, Jan. 9, 1983
- 24 Natrone Means vs. Miami, Jan. 8, 1995
- Chuck Muncie at Miami, Jan. 2, 1982 (OT)

Most Yardage, Career

- 510 Chuck Muncie, 1980-84
- 380 Paul Lowe, 1960-68
- 303 LaDainian Tomlinson, 2004-08

Most Yardage, Game

- 206 Keith Lincoln vs. Boston, Jan. 5, 1964
- 165 Paul Lowe at Houston, Jan. 1, 1961
- 139 Natrone Means vs. Miami, Jan. 8, 1994

Longest Run

- 67t Keith Lincoln vs. Boston, Jan. 5, 1964
- 58t Paul Lowe vs. Boston, Jan. 5, 1964
- 56t Keith Lincoln vs. Boston, Jan. 5, 1964

Most Touchdowns, Career

- 4 LaDainian Tomlinson, 2004-08
- 3 Chuck Muncie, 1980-84
- 2 (3 players), Last: Darren Sproles, 2005-08

Most Touchdowns, Game

- 2 Darren Sproles vs. Indianapolis, Jan. 3, 2009
- LaDainian Tomlinson vs. New England, Jan. 14, 2007
- 1 (19 times), Last: LaDainian Tomlinson vs. Indianapolis, Jan. 3, 2009

PASSING

Most Attempts, Career

- 286 Dan Fouts, 1973-87
- 228 Stan Humphries, 1992-97
- 189 Philip Rivers, 2004-08

Most Completions, Career

- 159 Dan Fouts, 1973-1987
- 118 Stan Humphries, 1992-97
- 107 Philip Rivers, 2004-08

Most Attempts, Game

- 53 Dan Fouts at Miami, Jan. 2, 1982 (OT)
- 49 Stan Humphries vs. San Francisco, Jan. 29, 1995
- 47 Stan Humphries vs. Indianapolis, Dec. 31, 1995
- Dan Fouts vs. Houston, Dec. 29, 1979

Most Completions, Game

- 33 Dan Fouts at Miami, Jan. 2, 1982 (OT)
- 31 Drew Brees vs. New York Jets, Jan. 8, 2005
- 28 Stan Humphries vs. Miami, Jan. 8, 1995

Pass Rating, Career (minimum 40 att.)

- 101.2 Drew Brees, 2001-04
- 79.7 Philip Rivers, 2004-08
- 76.3 Tobin Rote, 1963-64

Pass Rating, Game (minimum 10 att.)

- 145.3 Tobin Rote vs. Boston, Jan. 5, 1964
- 133.2 Philip Rivers at Indianapolis, Jan. 13, 2008
- 132.1 John Hadl vs. Boston, Jan. 5, 1964

Completion Pct., Career (minimum 40 att.)

- .738 Drew Brees, 2001-04
- .566 Philip Rivers, 2004-08
- .556 Dan Fouts, 1973-87

Completion Pct., Game (minimum 10 att.)

- .738 Drew Brees vs. New York Jets, Jan. 8, 2005
- .737 Philip Rivers at Indianapolis, Jan. 13, 2008
- .667 Tobin Rote vs. Boston, Jan. 5, 1964

Most Yardage, Career

- 2,125 Dan Fouts, 1973-87
- 1,522 Philip Rivers, 2004-08
- 1,347 Stan Humphries, 1992-97

Most Yardage, Game

- 433 Dan Fouts at Miami, Jan. 2, 1982 (OT)
- 336 Dan Fouts vs. Oakland, Jan. 11, 1981
- 333 Dan Fouts at Pittsburgh, Jan. 9, 1983

Longest Completion

- 62t Philip Rivers at Pittsburgh, Jan. 11, 2009
- 58 Philip Rivers vs. New England, Jan. 14, 2007
- 56t Philip Rivers at Indianapolis, Jan. 13, 2008

Most Touchdowns, Career

- 12 Dan Fouts, 1973-87
- 7 Philip Rivers, 2004-08
- 6 Stan Humphries, 1992-97

Most Touchdowns, Game

- 3 (4 times), Last: Philip Rivers at Pittsburgh, Jan. 11, 2009
- 2 (5 times), Last: Drew Brees vs. New York Jets, Jan. 8, 2005
- 1 (7 times), Last: Philip Rivers vs. Tennessee, Jan. 6, 2008

Most Interceptions, Career

- 16 Dan Fouts, 1973-87
- 13 Stan Humphries, 1992-97
- 7 Philip Rivers, 2004-08

Most Interceptions, Game

- 5 Dan Fouts at Miami, Jan. 16, 1983
- Dan Fouts vs. Houston, Dec. 29, 1979
- 4 (3 times), Last: Stan Humphries vs. Indianapolis, Dec. 31, 1995
- 2 (9 times), Last: Philip Rivers at New England, Jan. 20, 2008

PASSING, cont.**Lowest Pct. Interceptions, Career**

- .024 Drew Brees, 2001-04
- .037 Philip Rivers, 2004-08
- .049 Tobin Rote, 1963-64

PASS RECEIVING**Most Receptions, Career**

- 39 Ronnie Harmon, 1990-95
- 31 Antonio Gates, 2003-08
- 30 Charlie Joiner, 1976-86

Most Receptions, Game

- 13 Kellen Winslow at Miami, Jan. 2, 1982 (OT)
- 10 Ronnie Harmon vs. Indianapolis, Dec. 31, 1995
- 9 (4 times), Last: Eric Parker vs. New York Jets, Jan. 8, 2005

Most Yardage, Career

- 539 Charlie Joiner, 1976-86
- 470 Ronnie Harmon, 1990-95
- 407 Chris Chambers, 2007-08

Most Yardage, Game

- 166 Kellen Winslow at Miami, Jan. 2, 1982 (OT)
- 133 Ronnie Harmon vs. Indianapolis, Dec. 31, 1995
- 130 Charlie Joiner vs. Oakland, Jan. 11, 1981

Most Touchdowns, Career

- 4 Kellen Winslow, 1979-87
- Charlie Joiner, 1976-86
- 3 Vincent Jackson, 2005-08
- 2 (4 players), Last: Darren Sproles, 2005-08

Most Touchdowns, Game

- 2 (3 times), Last: Kellen Winslow at Pittsburgh, Jan. 9, 1983
- 1 (25 times), Last: Darren Sproles at Pittsburgh, Jan. 11, 2009

INTERCEPTIONS BY**Most Interceptions, Career**

- 3 Drayton Florence, 2003-07
- Glen Edwards, 1978-81
- 2 (4 players), Last: Antonio Cromartie, 2006-07
- 1 (17 players), Last: Quentin Jammer, 2002-07

Most Interceptions, Game

- 2 (4 times), Last: Glen Edwards vs. Buffalo, Jan. 3, 1981
- 1 (23 times), Last: Quentin Jammer at New England, Jan. 20, 2008

Most Yardage, Career

- 62 Glen Edwards, 1978-81
- 45 Bud Whitehead, 1961-68
- 40 Darren Carrington, 1991-94

Most Yardage, Game

- 45 Bud Whitehead vs. Houston, Dec. 24, 1961
- 40 Darren Carrington vs. Kansas City, Jan. 12, 1993
- 35 Bruce Laird vs. Pittsburgh, Jan. 9, 1983
- Glen Edwards vs. Miami, Jan. 2, 1982

PUNTING**Most Punts, Career**

- 36 Mike Scifres, 2003-08
- 13 John Kidd, 1990-94
- 11 Bryan Wagner, 1994

Most Punts, Game

- 7 Mike Scifres vs. New England, Jan. 14, 2007
- John Kidd at Miami, Jan. 10, 1993
- 6 (4 times), Last: Mike Scifres at Pittsburgh, Jan. 11, 2009
- 5 (4 times), Last: Mike Scifres at New England, Jan. 20, 2008

Most Yardage, Career

- 1,567 Mike Scifres, 2003-08
- 589 John Kidd, 1990-94
- 474 Bryan Wagner, 1994

Most Yardage, Game

- 324 John Kidd at Miami, Jan. 10, 1993
- 316 Mike Scifres vs. Indianapolis, Jan. 3, 2009
- 283 Mike Scifres at Pittsburgh, Jan. 11, 2009

Average Yardage, Career (minimum 4 punts)

- 45.3 John Kidd, 1990-94
- 43.9 John Hadl, 1962-72
- 43.5 Mike Scifres, 2003-08

Average Yardage, Game (minimum 2 punts)

- 59.0 Mike Scifres at Indianapolis, Jan. 13, 2008
- 54.5 Darren Bennett vs. Indianapolis, Dec. 31, 1995
- 52.7 Mike Scifres vs. Indianapolis, Jan. 3, 2009

PUNT RETURNS**Most Returns, Career**

- 10 Darren Sproles, 2005-08
- 8 Mike Fuller, 1975-80
- 7 Eric Parker, 2002-06

Most Returns, Game

- 5 Eric Parker vs. New England, Jan. 14, 2007
- 4 Nate Lewis at Miami, Jan. 10, 1993
- 3 (6 times), Last: Darren Sproles vs. Indianapolis, Jan. 3, 2009

Most Yardage, Career

- 104 Darren Sproles, 2005-08
- 99 Mike Fuller, 1975-80
- 63 Wes Chandler, 1981-87

Most Yardage, Game

- 72 Darren Sproles vs. Indianapolis, Jan. 3, 2009
- 56t Wes Chandler at Miami, Jan. 2, 1982 (OT)
- 41 Mike Fuller vs. Oakland, Jan. 11, 1981

Most Touchdowns, Career

- 1 Wes Chandler, 1981-87

KICKOFF RETURNS**Most Returns, Career**

- 19 Darren Sproles, 2005-08
- Andre Coleman, 1994-96
- 17 James Brooks, 1981-83
- 8 Hank Bauer, 1977-82

Most Returns, Game

- 8 Andre Coleman vs. San Francisco, Jan. 29, 1995
- 6 Andre Coleman vs. Indianapolis, Dec. 31, 1995
- 5 (3 times), Last: Darren Sproles at Pittsburgh, Jan. 11, 2009

Most Yardage, Career

- 493 Darren Sproles, 2005-08
- 483 Andre Coleman, 1994-96
- 276 James Brooks, 1981-83

Most Yardage, Game

- 242 Andre Coleman vs. San Francisco, Jan. 29, 1995
- 164 Darren Sproles at Pittsburgh, Jan. 11, 2009
- 147 Leslie Duncan at Buffalo, Dec. 26, 1964

Most Touchdowns, Career

- 1 Andre Coleman, 1994-96

TEAM POSTSEASON RECORDS**POINTS SCORED****Most, Quarter**

- 24 at Miami, Jan. 2, 1982 (1Q)
- 21 vs. Boston, Jan. 5, 1964 (1Q)
- 14 (5 times), Last: at Pittsburgh, Jan. 11, 2009 (4Q)

Most, Quarter, Opponent

- 21 at Miami, Jan. 10, 1993 (2Q)
- Oakland, Jan. 11, 1981 (1Q)
- 20 at Miami, Jan. 16, 1983 (2Q)
- 17 at Miami, Jan. 2, 1982 (2Q)

Most, Quarter, Both Teams

- 33 at Miami, Jan. 16, 1983 (2Q)
- 28 (4 times), Last: at Pittsburgh, Jan. 11, 2009 (4Q)
- 24 at Miami, Jan. 2, 1982 (1Q)

Most, Game

- 51 vs. Boston, Jan. 5, 1964
- 41 at Miami, Jan. 2, 1982 (OT)
- 31 at Pittsburgh, Jan. 9, 1983

Most, Game, Opponent

- 49 San Francisco, Jan. 29, 1995
- 38 at Miami, Jan. 2, 1982 (OT)
- 35 (2 times), Last: at Pittsburgh, Jan. 11, 2009



Most, Game, Both Teams

- 79 at Miami, Jan. 2, 1982 (OT)
- 75 vs. San Francisco, Jan. 29, 1995
- 61 (2 times), Last: vs. Oakland, Jan. 11, 1981

Fewest, Game

- 0 at Miami, Jan. 10, 1993
- vs. Buffalo, Dec. 26, 1965
- 3 vs. Houston, Dec. 24, 1961
- 7 (2 times), Last: at Cincinnati, Jan. 10, 1982

Fewest, Game, Opponent

- 0 vs. Kansas City, Jan. 2, 1993
- 6 vs. Tennessee, Jan. 6, 2008
- 10 (2 times), Last: Boston, Jan. 5, 1964

Fewest, Game, Both Teams

- 13 vs. Houston, Dec. 24, 1961
- 17 vs. Kansas City, Jan. 2, 1993
- 23 (2 times), Last: vs. Tennessee, Jan. 6, 2008

TOUCHDOWNS

Most, Game

- 7 vs. Boston, Jan. 5, 1964
- 5 at Miami, Jan. 2, 1982 (OT)
- 4 (2 times), Last: at Indianapolis, Jan. 13, 2008

Most, Game, Opponent

- 7 San Francisco, Jan. 29, 1995
- 5 (3 times), Last: at Pittsburgh, Jan. 11, 2009
- 4 (4 times), Last: at Miami, Jan. 10, 1993

Most, Game, Both Teams

- 10 vs. San Francisco, Jan. 29, 1995
- at Miami, Jan. 2, 1982 (OT)
- 8 (3 times), Last: at Pittsburgh, Jan. 11, 2009
- 7 (3 times), Last: at Indianapolis, Jan. 13, 2008

POINTS AFTER TOUCHDOWN

Most, Game

- 6 vs. Boston, Jan. 5, 1964
- 5 at Miami, Jan. 2, 1982 (OT)
- 4 (2 times), Last: at Indianapolis, Jan. 13, 2008

Most, Game, Opponent

- 7 vs. San Francisco, Jan. 29, 1995
- 5 (3 times), Last: at Pittsburgh, Jan. 11, 2009
- 4 (4 times), Last: at Miami, Jan. 10, 1993

Most, Game, Both Teams

- 10 vs. San Francisco, Jan. 29, 1995
- at Miami, Jan. 2, 1982 (OT)
- 8 (2 times), Last: at Pittsburgh, Jan. 11, 2009
- 7 (4 times), Last: at Indianapolis, Jan. 13, 2008

TWO-POINT CONVERSIONS

Most, Game

- 2 vs. San Francisco, Jan. 29, 1995

Most, Game, Opponent

- 1 New England, Jan. 14, 2007

FIELD GOALS

Most, Game

- 3 at Houston, Jan. 1, 1961
- 2 (5 times), Last: vs. Indianapolis, Dec. 31, 1995
- 1 (9 times), Last: at Pittsburgh, Jan. 11, 2009

Most, Game, Opponent

- 4 at New England, Jan. 20, 2008
- 3 (2 times), Last: New England, Jan. 14, 2007
- 2 (6 times), Last: vs. N.Y. Jets, Jan. 8, 2005

Most, Game, Both Teams

- 4 (3 times), Last: at New England, Jan. 20, 2008
- 3 (6 times), Last: vs. Tennessee, Jan. 6, 2008
- 2 (9 times), Last: vs. Indianapolis, Jan. 3, 2009

FIRST DOWNS

Most, Game

- 33 at Miami, Jan. 2, 1982 (OT)
- 29 at Pittsburgh, Jan. 9, 1983
- 28 vs. Miami, Jan. 8, 1995

Most, Game, Opponents

- 29 at Miami, Jan. 16, 1983
- 28 vs. San Francisco, Jan. 29, 1995
- 26 at Pittsburgh, Jan. 9, 1983

Most, Game, Both Teams

- 58 at Miami, Jan. 2, 1982 (OT)
- 55 at Pittsburgh, Jan. 9, 1983
- 49 at Indianapolis, Jan. 13, 2008

Fewest, Game

- 10 at Miami, Jan. 10, 1993
- 12 vs. Buffalo, Dec. 26, 1965
- 13 at Pittsburgh, Jan. 15, 1995

Fewest, Game, Opponents

- 14 vs. Buffalo, Dec. 26, 1965
- vs. Buffalo, Jan. 5, 1964
- 15 (2 times), Last: Tennessee, Jan. 6, 2008
- 17 (5 times), Last: vs. Indianapolis, Jan. 3, 2009

Fewest, Game, Both Teams

- 26 Buffalo, Dec. 26, 1965
- 28 at Miami, Jan. 10, 1993
- 32 Tennessee, Jan. 6, 2008

FIRST DOWNS, RUSHING

Most, Game

- 12 vs. New England, Jan. 14, 2007
- Miami, Jan. 8, 1995
- 11 (5 times), Last: vs. Indianapolis, Jan. 3, 2009
- 10 at Miami, Jan. 2, 1982 (OT)

Most, Game, Opponent

- 15 at Miami, Jan. 16, 1983
- 13 at New England, Jan. 20, 2008
- 12 (2 times), Last: at Pittsburgh, Jan. 11, 2009

Most, Game, Both Teams

- 20 at Miami, Jan. 16, 1983
- 19 (2 times), Last: at Cincinnati, Jan. 10, 1982
- 17 (3 times), Last: at New England, Jan. 20, 2008

Fewest, Game

- 1 at Pittsburgh, Jan. 11, 2009
- 3 at Miami, Jan. 10, 1993
- 4 (3 times), Last: at New England, Jan. 20, 2008

Fewest, Game, Opponent

- 2 Miami, Jan. 8, 1995
- 3 (3 times), Last: New England, Jan. 14, 2007
- 4 (4 times), Last: at Indianapolis, Jan. 13, 2008

Fewest, Game, Both Teams

- 8 (2 times), Last: at Indianapolis, Jan. 13, 2008
- 9 Buffalo, Dec. 26, 1965
- 11 Tennessee, Jan. 6, 2008

FIRST DOWNS, PASSING

Most, Game

- 21 at Miami, Jan. 2, 1982 (OT)
- 20 Indianapolis, Dec. 31, 1995
- 19 at Pittsburgh, Jan. 9, 1983

Most, Game, Opponent

- 21 at Indianapolis, Jan. 13, 2008
- at Miami, Jan. 2, 1982 (OT)
- 19 at Pittsburgh, Jan. 9, 1983
- 17 (2 times), Last: vs. San Francisco, Jan. 29, 1995

Most, Game, Both Teams

- 42 at Miami, Jan. 2, 1982
- 38 at Pittsburgh, Jan. 9, 1983
- 35 at Indianapolis, Jan. 13, 2008

Fewest, Game

- 7 (5 times), Last: at Miami, Jan. 10, 1993
- 8 (2 times), Last: at Pittsburgh, Jan. 15, 1995
- 9 (3 times), Last: vs. New England, Jan. 14, 2007

Fewest, Game, Opponent

- 5 Houston, Dec. 29, 1979
- 8 (4 times), Last: at Pittsburgh, Jan. 11, 2009
- 9 (5 times), Last: vs. Tennessee, Jan. 6, 2008

Fewest, Game, Both Teams

- 15 at Buffalo, Dec. 26, 1964
- 16 (3 times), Last: at Miami, Jan. 10, 1993
- 17 Kansas City, Jan. 2, 1993
- Boston, Jan. 5, 1964

TOTAL NET YARDS GAINED

Most, Game

- 601 Boston, Jan. 5, 1964
- 564 at Miami, Jan. 2, 1982 (OT)
- 479 at Pittsburgh, Jan. 9, 1983



RECORDS

Most, Game, Opponent

466 at Miami, Jan. 2, 1982 (OT)
 449 San Francisco, Jan. 29, 1995
 446 at Indianapolis, Jan. 13, 2008

Most, Game, Both Teams

1,030 at Miami, Jan. 2, 1982 (OT)
 901 at Pittsburgh, Jan. 9, 1983
 862 Boston, Jan. 5, 1964

NET YARDS GAINED RUSHING**Most, Game**

309 Boston, Jan. 5, 1964
 202 Miami, Jan. 8, 1995
 192 Kansas City, Jan. 2, 1993

Most, Game, Opponent

219 at Buffalo, Dec. 26, 1964
 214 at Miami, Jan. 16, 1983
 178 Indianapolis, Dec. 31, 1995

Most, Game, Both Teams

384 Boston, Jan. 5, 1964
 343 at Buffalo, Dec. 26, 1964
 323 Indianapolis, Dec. 31, 1995

NET YARDS GAINED PASSING**Most, Game**

415 at Miami, Jan. 2, 1982 (OT)
 351 Oakland, Jan. 11, 1981
 333 at Pittsburgh, Jan. 9, 1983

Most, Game, Opponent

402 at Indianapolis, Jan. 13, 2008
 388 at Miami, Jan. 2, 1982 (OT)
 349 at Pittsburgh, Jan. 15, 1995


Most, Game, Both Teams

803 at Miami, Jan. 2, 1982 (OT)
 714 at Indianapolis, Jan. 13, 2008
 658 at Pittsburgh, Jan. 9, 1983

CHARGERS OFFENSIVE & DEFENSIVE RANKINGS BY YEAR

(SINCE 1970 AFL-NFL MERGER)

Year	Total	Offense		Total	Defense	
		Rush	Pass		Rush	Pass
1970	15	22	8	21	20	12
1971	2	19	1	24	24	16
1972	10	15	10	10	5	17
1973	19	18	18	22	21	21
1974	7	8	10	26	23	26
1975	25	18	25	23	24	19
1976	11	17	8	22	14	27
1977	15	22	9	6	16	6
1978	4	20	1	8	15	7t
1979	5	27	1	5	8	7
1980	1	16	1	6	10	6
1981	1	16	1	27	5	28
1982	1	11	1	25	9	28
1983	1	25	1	26	18	25
1984	4	24	2	26	10	28
1985	1	20	1	28	13	28
1986	12	24	7	23	7	25
1987	21	27	8	15	24	4t
1988	26	12	26	21	22	16
1989	21	16	22	6	13	4
1990	15	3	24	5	5	9
1991	13	2	24	19	14	22
1992	6	9	7	4	2t	9
1993	14	10	7	18	2	28
1994	11	7	12t	14	5	22
1995	16	15	18	10	14	12
1996	26	29	14	23	17	25
1997	28	28	21	21	11	23
1998	24	15	26	1	1	11
1999	26	27	18	12	3	22
2000	28	31	18	13	4	22
2001	11	20	11	11	7	20
2002	16	8	22	30	11	32
2003	14	6	19	27	25t	21
2004	10	6	16	18	3	31
2005	10	9	12	13	1	28
2006	4	2	16	10	7	13
2007	20	7	26	14	16	14
2008	11	20	7	25	11	31



YEAR-BY-YEAR STATISTICS

Year in and year out, Quentin Jammer shows why he is one of the top shutdown cornerbacks in the National Football League. Last season was no exception as Jammer racked up a career-high 91 tackles while matching his career-high with 19 passes defensed.

2008 REGULAR SEASON STATISTICS

YEAR-BY-YEAR STATS

† Local Television Blackout Lifted

(8-8 Overall) First AFC West - Norv Turner
Home (5-3); Away (3-5); Postseason (1-1)

Date	W/L	Score	Opponent	Att.
09/07	L	24-26	Carolina †	67,115
09/14	L	38-39	at Denver	75,915
09/22	W	48-29	New York Jets †	68,922
09/28	W	28-18	at Oakland	61,808
10/05	L	10-17	at Miami	65,063
10/12	W	30-10	New England †	68,704
10/19	L	14-23	at Buffalo	71,602
10/26	L	32-37	at New Orleans	83,226
11/09	W	20-19	Kansas City †	67,510
11/16	L	10-11	at Pittsburgh	62,051
11/23	L	20-23	Indianapolis †	68,428
11/30	L	16-22	Atlanta †	67,200
12/04	W	34-7	Oakland †	68,097
12/14	W	22-21	at Kansas City	73,842
12/21	W	41-24	at Tampa Bay	64,778
12/28	W	52-21	Denver †	69,131

AFC Wild Card Playoffs

01/03	W	23-17 (OT)	Indianapolis †	68,082
-------	---	------------	----------------	--------

AFC Divisional Playoffs

01/11	L	24-35	at Pittsburgh	63,899
-------	---	-------	---------------	--------

Team Statistics

	Chargers	Opponents
TOTAL FIRST DOWNS	301	339
Rushing	92	98
Passing	191	213
Penalty	18	28
3rd Down: Made/Att	89/194	84/207
3rd Down Pct.	45.9%	40.6%
4th Down: Made/Att	8/11	13/24
4th Down Pct.	72.7%	54.2%
TIME OF POSSESSION	28:53	31:07
TOTAL NET YARDS	5584	5599
Avg. Per Game	349.0	349.9
Total Plays	924	1041
Avg. Per Play	6.0	5.4
NET YARDS RUSHING	1726	1641
Avg. Per Game	107.9	102.6
Total Rushes	421	408
NET YARDS PASSING	3858	3958
Avg. Per Game	241.1	247.4
Sacked/Yards Lost	25/151	28/132
Gross Yards	4009	4090
Attempts/Completions	478/312	605/411
Completion Pct.	65.3%	67.9%
Had Intercepted	11	15
PUNTS/AVERAGE	51/45.7	60/43.9
NET PUNTING AVG.	40.9	38.7
PENALTIES/YARDS	95/748	78/708
FUMBLES/BALL LOST	18/9	18/9
TOUCHDOWNS	51	39
Rushing	13	11
Passing	34	25
Returns	4	3

Score by Quarters

	Q1	Q2	Q3	Q4	OT	PTS.
Chargers	77	126	84	152	0	439
Opponents	64	141	59	83	0	347

Scoring

	TD	RU	PA	RT	PAT	FG	S	PTS.
Kaeding	0	0	0	0	46/46	27/32	0	127
Tomlinson	12	11	1	0	0/0	0/0	0	72
Gates	8	0	8	0	0/0	0/0	0	48
Sproles	7	1	5	1	0/0	0/0	1	44
Jackson	7	0	7	0	0/0	0/0	0	42
Chambers	5	0	5	0	0/0	0/0	0	30
Floyd	4	0	4	0	0/0	0/0	0	24
Manumaleuna	2	0	2	0	0/0	0/0	0	12
Hester	2	1	1	0	0/0	0/0	0	12
Tolbert	1	0	1	0	0/0	0/0	0	6
Cason	1	0	0	1	0/0	0/0	0	6
Cromartie	1	0	0	1	0/0	0/0	0	6
Weddle	1	0	0	1	0/0	0/0	0	6
Naanee	0	0	0	0	0/0	0/0	1	2
Chargers	51	13	34	4	46/46	27/32	2	439
Opponents	39	11	25	3	31/33	24/31	2	347

2-Pt. Conversions: Chargers 2-5, Opponents 2-6

Sacks: Phillips 7.5, Tucker 5.5, Harris 2.5, Cesaire 2.0, Olshansky 2.0, Cooper 1.5, Williams 1.5, Castillo 1.5, Bingham 1.5, Weddle 1.0, Applewhite 0.5
Chargers: 28.0, Opponents: 24.0

Passing	Att.	Comp.	Yds.	Comp.%	Yds./Att.
P.Rivers	478	312	4009	65.3%	8.4
Chargers	478	312	4009	65.3%	8.4
Opponents	605	411	4090	67.9%	6.8

Rushing	No.	Yds.	Avg.	Long	TD
Tomlinson	292	1110	3.8	45	11
Sproles	61	330	5.4	37	1
Hester	19	95	5.0	28	1
Rivers	31	84	2.7	11	0
Jackson	4	69	17.3	31	0
Tolbert	13	37	2.8	11	0
Chambers	1	1	1.0	1	0
Chargers	421	1726	4.1	45	13
Opponents	408	1641	4.0	49	11

Receiving	No.	Yds.	Avg.	Long	TD
Gates	60	704	11.7	34	8
Jackson	59	1098	18.6	60	7
Tomlinson	52	426	8.2	32	1
Chambers	33	462	14.0	48t	5
Sproles	29	342	11.8	66t	5
Floyd	27	465	17.2	49t	4
Manumaleuna	15	127	8.5	17	2
Tolbert	13	171	13.2	67	1
Hester	12	91	7.6	16	1
Naanee	8	64	8.0	18	0
Davis	4	59	14.8	20	0
Chargers	312	4009	12.8	67	34
Opponents	411	4090	10.0	71t	25

Interceptions	No.	Yds.	Avg.	Long	TD
Cooper	4	11	2.8	10	0
Cason	2	69	34.5	59t	1
Cromartie	2	66	33.0	52t	1
Jammer	2	2	1.0	2	0
Wilhelm	1	8	8.0	8	0
Castillo	1	4	4.0	4	0
Dobbins	1	4	4.0	4	0
Weddle	1	3	3.0	3	0
Oliver	1	0	0.0	0	0
Chargers	15	167	11.1	59t	2
Opponents	11	189	17.2	50	1

Punting	No.	Yds.	Avg.	Net	TB	I-20	Lg.	B
M.Scifres	51	2332	45.7	40.9	5	19	67	0
Chargers	51	2332	45.7	40.9	5	19	67	0
Opponents	60	2633	43.9	38.7	2	25	70	0

Punt Returns	Ret.	FC	Yds.	Avg.	Lg.	TD
Sproles	22	12	249	11.3	43	0
Davis	2	0	15	7.5	10	0
Cromartie	1	0	4	4.0	4	0
Weddle	1	1	1	1.0	1	0
Chargers	26	13	269	10.3	43	0
Opponents	23	12	146	6.3	32	0

Kickoff Returns	Ret.	Yds.	Avg.	Long	TD
Sproles	53	1376	26.0	103t	1
Hester	3	42	14.0	20	0
Cromartie	3	37	12.3	26	0
Manumaleuna	2	14	7.0	9	0
Gordon	1	18	18.0	18	0
Naanee	0	-2	0	-2	0
Chargers	62	1485	24.0	103t	1
Opponents	86	1943	22.6	94	1

Field Goals	1-19	20-29	30-39	40-49	50+
Kaeding	0/0	13/13	10/10	3/8	1/1
Chargers	0/0	13/13	10/10	3/8	1/1
Opponents	0/0	6/6	8/9	8/10	2/6

Kaeding: (27G) (34G, 21G, 28G) (36G, 49G) (44N, 28G, 47N, 47G) (34G) (25G, 44N, 35G, 23G) () (33G, 24G, 31G) (34G, 26G) (42N, 22G) (35G, 47G) (43B, 28G) (20G, 39G) (32G) (28G, 57G) (28G)

Defensive Tackles (solo-ast-total-pd-ff-fr-tfl): Cooper84-52-136-6-0-0-6, Weddle 109-26-135-5-0-1-3, Jammer 74-17-91-19-3-2-4, Phillips 55-33-88-4-1-1-15, Hart 49-34-83-8-0-2-2, Dobbins 42-36-78-4-2-0-1, Wilhelm 45-23-68-3-0-0-1, Williams 41-26-67-3-0-0-10, Cromartie 57-7-64-9-0-0-1, Olshansky 26-28-54-0-0-0-3, Castillo 25-28-53-1-1-0-6, Cason 44-8-52-7-1-0-3, Tucker 30-13-43-1-0-1-9, Bingham 17-20-37-0-0-0-3, Smith 15-20-35-0-0-0-0, Harris 17-15-32-0-2-1-4, Cesaire 14-16-30-2-0-0-2, Gregory 24-5-29-4-0-0-1, Applewhite 12-7-19-0-0-0-1, Siler 8-4-12-0-0-0-3, Oliver 7-2-9-1-0-0-0, Gordon 7-1-8-1-0-0-0, Merriman 1-3-4-0-0-0-1, Waters 0-3-3-0-0-0-0, Scott 0-1-1-0-0-0-0

Special Teams Tackles (solo-ast-total): Osgood 16-1-17, Siler 11-4-15, Cason 9-6-15, Hester 9-5-14, Dobbins 11-2-13, Naanee 9-1-10, Applewhite 9-0-9, Harris 5-1-6, Binn 4-0-4, Gregory 4-0-4, Oliver 4-0-4, Gordon 2-2-4, Floyd 3-0-3, Waters 3-0-3, Jammer 2-0-2, Kaeding 2-0-2, Weddle 2-0-2, Battle 1-0-1, Hardwick 1-0-1, Scifres 1-0-1, Wilhelm 1-0-1, Tucker 0-1-1, Wilson 0-1-1

TD	TD%	Int.	Int.%	Long	Sack/Lost	Rating
34	7.1%	11	2.3%	67	25/151	105.6
34	7.1%	11	2.3%	67	25/151	105.6
25	4.1%	15	2.5%	71t	28/132	90.3



2007 FINAL STATISTICS

† Local Television Blackout Lifted

(11-5 Overall) First AFC West - Norv Turner
Home (7-1); Away (4-4); Postseason (2-1)

Date	W/L	Score	Opponent	Att.
09/09	W	14-3	Chicago	67,837
09/16	L	14-38	at New England	68,756
09/23	L	24-31	at Green Bay	70,733
09/30	L	16-30	Kansas City	65,175
10/07	W	41-3	at Denver	76,879
10/14	W	28-14	Oakland	67,523
10/28	W	35-10	Houston	60,439
11/04	L	17-35	at Minnesota	63,043
11/11	W	23-21	Indianapolis	67,726
11/18	L	17-24	at Jacksonville	66,732
11/25	W	32-14	Baltimore	63,337
12/02	W	24-10	at Kansas City	74,874
12/09	W	23-17 (OT)	at Tennessee	69,143
12/16	W	51-14	Detroit	66,505
12/24	W	23-3	Denver	65,477
12/30	W	30-17	at Oakland	61,706
AFC Wild Card Playoffs				
01/06	W	17-6	Tennessee	65,640
AFC Divisional Playoffs				
01/13	W	28-24	at Indianapolis	56,950
AFC Championship Game				
01/20	L	12-21	at New England	68,756

Team Statistics	Chargers	Opponents
TOTAL FIRST DOWNS	278	297
Rushing	104	89
Passing	158	185
Penalty	16	23
3rd Down: Made/Att	84/214	83/211
3rd Down Pct.	.393	.393
4th Down: Made/Att	6/10	9/26
4th Down Pct.	.600	.346
TIME OF POSSESSION	29:50	30:10
TOTAL NET YARDS	5044	5124
Avg. Per Game	315.3	320.3
Total Plays	980	1013
Avg. Per Play	5.1	5.1
NET YARDS RUSHING	2039	1712
Avg. Per Game	127.4	107.0
Total Rushes	485	416
NET YARDS PASSING	3005	3412
Avg. Per Game	187.8	213.3
Sacked/Yards Lost	24/170	42/272
Gross Yards	3175	3684
Att./Completions	471/281	555/338
Completion Pct.	.597	.609
Had Intercepted	16	30
PUNTS/AVERAGE	82/45.5	69/42.9
NET PUNTING AVG.	82/39.6	69/37.4
PENALTIES/YARDS	94/761	86/665
FUMBLES/BALL LOST	17/8	27/18
TOUCHDOWNS	49	35
Rushing	19	11
Passing	22	20
Returns	8	4

Score by Quarters	Q1	Q2	Q3	Q4	OT	PTS.
Chargers	119	116	93	78	6	412
Opponents	47	84	69	84	0	284

Scoring	TD	RU	PA	RT	PAT	FG	S	PTS.
Kaeding	0	0	0	0	46/46	24/27	0	118
Tomlinson	18	15	3	0	0/0	0/0	0	108
Gates	9	0	9	0	0/0	0/0	0	54
Chambers	4	0	4	0	0/0	0/0	0	24
Sproles	4	2	0	2	0/0	0/0	0	24
Cromartie	3	0	0	3	0/0	0/0	0	18
V. Jackson	3	0	3	0	0/0	0/0	0	18
Davis	1	0	1	0	0/0	0/0	0	6
Manumaleuna	1	0	1	0	0/0	0/0	0	6
Neal	1	0	1	0	0/0	0/0	0	6
Phillips	1	0	0	1	0/0	0/0	0	6
Rivers	1	1	0	0	0/0	0/0	0	6
Siler	1	0	0	1	0/0	0/0	0	6
Tucker	1	0	0	1	0/0	0/0	0	6
Turner	1	1	0	0	0/0	0/0	0	6
Chargers	49	19	22	8	46/46	24/27	0	412
Opponents	35	11	20	4	33/33	13/19	0	284

2-Pt. Conversions: Chargers 0-2, Opponents 1-2

Sacks: Merriman 12.5, Phillips 8.5, Olshansky 3.5, Tucker 3.5, Castillo 2.5, Cesaire 2.5, Cooper 2, Bingham 1.5, Harris 1.5, Hart 1, Polk 1, Weddle 1, Wilhelm 1, Chargers 42, Opponents 24

Fumbles/Lost: Rivers 11/6, Chambers 1/0, Davis 1/0, Neal 1/0, Sproles 1/0, Turner 1/1, Volek 1/1

Passing	Att.	Comp.	Yds.	Comp.%	Yds./Att.
Rivers	460	277	3152	.602	6.85
Volek	10	3	6	.300	0.60
Tomlinson	1	1	17	1.000	17.00
Chargers	471	281	3175	.597	6.74
Opponents	555	338	3684	.609	6.64

Rushing	No.	Yds.	Avg.	Long	TD
Tomlinson	315	1474	4.7	49	15
Turner	71	316	4.5	74t	1
Sproles	37	164	4.4	34	2
Rivers	29	33	1.1	10	1
Neal	13	32	2.5	10	0
Chambers	2	17	8.5	9	0
Davis	3	9	3.0	6	0
Pinnock	4	1	0.3	5	0
Volek	11	-7	-0.6	0	0
Chargers	485	2039	4.2	74t	19
Opponents	416	1712	4.1	64t	11

Receiving	No.	Yds.	Avg.	Long	TD
Gates	75	984	13.1	49t	9
Chambers	35	555	15.9	44	4
Tomlinson	60	475	7.9	36	3
V. Jackson	41	623	15.2	45	3
Davis	20	188	9.4	18	1
Manumaleuna	10	86	8.6	40	1
Sproles	10	31	3.1	14	0
Naanee	8	69	8.6	22	0
Neal	8	23	2.9	9	1
Floyd	7	97	13.9	25	0
Turner	4	16	4.0	12	0
Osgood	2	23	11.5	15	0
Pinnock	1	5	5.0	5	0
Chargers	281	3175	11.3	49t	22
Opponents	338	3684	10.9	57t	20

Interceptions	No.	Yds.	Avg.	Long	TD
Cromartie	10	144	14.4	70t	1
Hart	5	73	14.6	22	0
McCree	3	20	6.7	19	0
Wilhelm	3	11	3.7	7	0
Phillips	2	36	18.0	18t	1
Cooper	2	23	11.5	18	0
Florence	2	4	2.0	4	0
Jammer	1	0	0.0	0	0
Olshansky	1	0	0.0	0	0
Weddle	1	0	0.0	0	0
Chargers	30	311	10.4	70t	2
Opponents	16	283	17.7	66t	2

Punting	No.	Yds.	Avg.	Net	TB	I-20	Lg.	B
Scifres	81	3735	46.1	39.6	9	36	70	1
Chargers	82	3735	45.5	39.6	9	36	70	1
Opponents	69	2961	42.9	37.4	5	16	81	0

Punt Returns	Ret.	FC	Yds.	Avg.	Lg.	TD
Sproles	24	2	229	9.5	45t	1
Davis	6	6	52	8.7	24	0
Osgood	2	0	0	0.0	0	0
Chargers	32	8	281	8.8	45t	1
Opponents	29	19	311	10.7	54	0

Kickoff Returns	Ret.	Yds.	Avg.	Long	TD
Sproles	37	1008	27.2	89t	1
Turner	6	139	23.2	28	0
Cromartie	3	67	22.3	26	0
Manumaleuna	1	6	6.0	6	0
Neal	1	4	4.0	4	0
Chargers	48	1224	25.5	89t	1
Opponents	75	1566	20.9	62	0

Field Goals	1-19	20-29	30-39	40-49	50+
Kaeding	0/0	11/11	5/6	7/8	1/2
Chargers	0/0	11/11	5/6	7/8	1/2
Opponents	0/0	6/8	2/2	4/7	1/2

Kaeding: (33B) (I) (44G) (24G,51G,38G) (26G,45G) (50N) (I) (36G) (33G) (23G) (27G,46G,41G,41G) (25G, 45N) (20G) (22G,22G,45G) (40G,23G,29G) (36G,31G, 24G)

Defensive Tackles (solo-ast-total-pd-ff-fr-tf): Cooper 89-90-179-6-2-2-3, Wilhelm 78-66-144-4-0-0-4, Hart 77-32-109-9-0-1-4, Merriman 63-33-96-5-1-2-9, Phillips 62-25-87-5-3-0-2, McCree 51-24-75-6-1-1-0, Olshansky 32-37-69-3-3-0-2, Jammer 56-10-66-10-0-1-1, Florence 54-12-66-10-0-1-3, Bingham 32-26-58-0-0-0-2, Williams 34-19-53-2-1-1-3, Cesaire 25-25-50-3-1-0-0, Weddle 41-7-48-6-0-0-3, Cromartie 33-8-41-18-0-1-0, Castillo 21-18-39-1-0-0-2, McKinney 15-20-35-1-0-0-1, Polk 14-11-25-1-1-0-0, Harris 8-11-19-0-0-1-0, Dobbins 9-7-16-1-0-0-0, Gordon 4-4-8-1-0-0-0, Tucker 5-2-7-0-2-1-0, Siler 2-4-6-0-0-0-1, Gregory 2-0-2-1-0-0-0

Special Teams Tackles (solo-ast-total): Siler 18-3-21, Osgood 12-2-14, Dobbins 11-1-12, Polk 11-1-12, Gregory 8-1-9, Gordon 6-2-8, Harris 6-2-8, Cromartie 6-1-7, Tucker 6-0-6, Weddle 6-0-6, Hart 3-0-3, Pinnock 2-1-3, Turner 2-1-3, McCree 2-0-2, Kaeding 1-0-1, Rayner 1-0-1, Naanee 0-1-1

TD	TD%	Int.	Int. %	Long	Sack/Lost	Rating
21	.046	15	.033	49t	22/163	82.4
0	.000	1	.100	4	2/7	0.0
1	1.000	0	.000	17t	0/0	158.3
22	.047	16	.034	49t	24/170	81.3
20	.036	30	.054	57t	42/272	70.0

YEAR-BY-YEAR STATS



2006 FINAL STATISTICS

† Local Television Blackout Lifted

(14-2 Overall) First AFC West - Marty Schottenheimer Home (8-0); Away (6-2); Postseason (0-1)

Date	W/L	Score	Opponent	Att.
09/11	W	27-0	at Oakland	62,578
09/17	W	40-7	Tennessee †	64,344
10/01	L	13-16	at Baltimore	70,743
10/08	W	23-13	Pittsburgh †	67,837
10/15	W	48-19	at San Francisco	68,137
10/22	L	27-30	at Kansas City	77,752
10/29	W	38-24	St. Louis †	66,598
11/05	W	32-25	Cleveland †	65,558
11/12	W	49-41	at Cincinnati	65,917
11/19	W	35-27	at Denver	76,723
11/26	W	21-14	Oakland †	66,105
12/03	W	24-21	at Buffalo	63,361
12/10	W	48-20	Denver †	67,514
12/17	W	20-9	Kansas City †	66,583
12/24	W	20-17	at Seattle	68,174
12/31	W	27-20	Arizona †	66,492

AFC Divisional Playoffs

01/14	L	21-24	New England	68,810
-------	---	-------	-------------	--------

Team Statistics

	Chargers	Opponents
TOTAL FIRST DOWNS	321	285
Rushing	137	87
Passing	169	178
Penalty	15	20
3rd Down: Made/Att	92/213	78/213
3rd Down Pct.	.432	.366
4th Down: Made/Att	6/11	6/17
4th Down Pct.	.545	.353
TIME OF POSSESSION	31:39	28:21
TOTAL NET YARDS	5840	4825
Avg. Per Game	365.0	301.6
Total Plays	1016	985
Avg. Per Play	5.7	4.9
NET YARDS RUSHING	2578	1613
Avg. Per Game	161.1	100.8
Total Rushes	522	386
NET YARDS PASSING	3262	3212
Avg. Per Game	203.9	200.8
Sacked/Yards Lost	28/150	61/351
Gross Yards	3412	3563
Att./Completions	466/287	538/307
Completion Pct.	.616	.571
Had Intercepted	9	16
PUNTS/AVERAGE	69/41.9	88/44.6
NET PUNTING AVG.	69/38.2	88/38.6
PENALTIES/YARDS	90/791	87/751
FUMBLES/BALL LOST	19/6	28/12
TOUCHDOWNS	59	33
Rushing	32	13
Passing	24	19
Returns	3	1

Score by Quarters

	Q1	Q2	Q3	Q4	OT	PTS.
Chargers	85	137	94	176	0	492
Opponents	66	74	81	82	0	303

Scoring

	TD	RU	PA	RT	PAT	FG	S	PTS.
Tomlinson	31	28	3	0	0/0	0/0	0	186
Kaeding	0	0	0	0	58/58	26/29	0	136
Gates	9	0	9	0	0/0	0/0	0	54
Jackson	6	0	6	0	0/0	0/0	0	38
Floyd	3	0	3	0	0/0	0/0	0	18
Manumaleuna	3	0	3	0	0/0	0/0	0	18
Turner	2	2	0	0	0/0	0/0	0	12
Dobbins	1	0	0	1	0/0	0/0	0	6
Harris	1	0	0	1	0/0	0/0	0	6
McCree	1	0	0	1	0/0	0/0	0	6
Neal	1	1	0	0	0/0	0/0	0	6
Whitehurst	1	1	0	0	0/0	0/0	0	6
Chargers	59	32	24	3	58/58	26/29	0	492
Opponents	33	13	19	1	32/33	23/26	2	303

2-Pt. Conversions: Jackson, **Chargers 1-1**, Opponents 0-1

Sacks: Merriman 17, Phillips 11.5, Castillo 7, Cesaire 4, Godfrey 4, Harris 3, Cooper 2.5, Edwards 2.5, Polk 2, Williams 2, Bingham 1.5, Olshansky 1.5, Robinson 1.5, McCree 1. **Chargers 61**, Opponents 28

Special Teams Tackles (solo-ast-total): Hart 20-2-22, Polk 15-4-19, Dobbins 16-2-18, Wilhelm 12-3-15, Gregory 8-4-12, Cromartie 8-2-10, Osgood 7-2-9, Kaeding 5-0-5, Binn 4-1-5, Cooper 1-3-4, Camarillo 3-0-3, Turner 3-0-3, Jue 2-1-3, Florence 2-0-2, Jammer 2-0-2, Floyd 1-0-1, Harris 1-0-1, Kiel 1-0-1, Jackson 0-1-1

Passing	Att.	Comp.	Yds.	Comp.%	Yds./Att.
Rivers	460	284	3388	61.7	7.37
Tomlinson	3	2	20	66.7	6.67
Volek	2	1	4	50.0	2.00
Scifres	1	0	0	0.0	0.00
Chargers	466	287	3412	61.6	7.32
Opponents	538	307	3563	57.1	6.62

Rushing	No.	Yds.	Avg.	Long	TD
Tomlinson	348	1815	5.2	85t	28
Turner	80	502	6.3	73	2
Neal	29	140	4.8	43	1
Rivers	48	49	1.0	15	0
Pinnock	4	25	6.3	15	0
Parker	2	19	9.5	18	0
Jackson	3	16	5.3	8	0
Whitehurst	2	13	6.5	14t	1
McCardell	1	8	8.0	8	0
Manumaleuna	1	1	1.0	1	0
Volek	3	-3	-1.0	-1	0
Scifres	1	-7	-7.0	-7	0
Chargers	522	2578	4.9	85t	32
Opponents	386	1613	4.2	51	13

Receiving	No.	Yds.	Avg.	Long	TD
Gates	71	924	13.0	57t	9
Tomlinson	56	508	9.1	51t	3
Parker	48	659	13.7	38	0
McCardell	36	437	12.1	28	0
Jackson	27	453	16.8	55	6
Neal	17	83	4.9	21	0
Floyd	15	210	14.0	46t	3
Manumaleuna	14	91	6.5	19	3
Turner	3	47	15.7	30	0
Chargers	287	3412	11.9	57t	24
Opponents	307	3563	11.6	74t	19

Interceptions	No.	Yds.	Avg.	Long	TD
Jammer	4	57	14.3	35	0
Hart	3	37	12.3	22	0
Florence	3	24	8.0	23	0
Edwards	3	11	3.7	8	0
Merriman	1	10	10.0	10	0
Castillo	1	1	1.0	1	0
McCree	1	0	0.0	0	0
Chargers	16	140	8.8	35	0
Opponents	9	105	11.7	31t	1

Punting	No.	Yds.	Avg.	Net	TB	I-20	Lg.	B
Scifres	69	2893	41.9	38.2	2	35	71	0
Chargers	69	2893	41.9	38.2	2	35	71	0
Opponents	88	3923	44.6	38.6	7	23	72	0

Punt Returns	Ret.	FC	Yds.	Avg.	Lg.	TD
Parker	37	15	331	8.9	50	0
McCardell	5	7	39	7.8	12	0
Gordon	3	1	12	4.0	6	0
Chargers	45	23	382	8.5	50	0
Opponents	27	19	216	8.0	81	0

Kickoff Returns	Ret.	Yds.	Avg.	Long	TD
Turner	36	954	26.5	58	0
Cromartie	10	297	29.7	91	0
Neal	3	11	3.7	7	0
Gordon	2	55	27.5	32	0
Parker	2	19	9.5	12	0
Manumaleuna	1	14	14.0	14	0
Withrow	1	0	0.0	0	0
Chargers	55	1350	24.5	91	0
Opponents	90	1960	21.8	53	0

Field Goals	1-19	20-29	30-39	40-49	50+
Kaeding	0/0	7/7	11/12	7/9	1/1
Chargers	0/0	7/7	11/12	7/9	1/1
Opponents	0/0	5/5	10/11	6/7	2/3

Kaeding: (47G,29G) (28G,31G,35G,44G) (34G,54G,40N) (28G,33G,22G) (24G,44G) (39G,31G,47N) (31G) (29G) (0) (0) (42G,36N) (34G,35G) (30G,22G) (46G,40G) (47G,35G)

Defensive Tackles (solo-ast-total-pd-ff-fr-tfl): Edwards 97-73-170-8-2-1-2, Jammer 77-12-89-17-0-0-0, Williams 44-40-84-2-0-0-2, Cooper 41-41-82-2-1-0-1, McCree 51-29-80-5-0-1-2, Kiel 47-32-79-2-1-1-4, Godfrey 45-31-76-2-2-0-4, Merriman 46-20-66-8-4-1-4, Florence 51-12-63-16-0-0-1, Phillips 48-15-63-8-4-2-6, Castillo 25-27-52-1-0-1-2, Olshansky 23-27-50-1-0-1-2, Cesaire 27-20-47-1-1-0-2, Polk 25-7-32-0-0-0-1, Hart 21-6-27-8-1-1-1, Harris 15-10-25-3-1-2-2, Bingham 7-13-20-0-0-0-0, Robinson 7-9-16-3-0-0-0, Jue 13-2-15-5-0-0-1, Wilhelm 6-8-14-3-0-0-1, Cromartie 9-2-11-5-0-0-0, Dobbins 0-4-4-0-0-0-0, McKinney 1-1-2-1-0-0-0, Gbaja-Biamila 1-0-1-0-0-0-0, Gordon 1-0-1-0-0-0-0, Gregory 0-0-0-1-0-0-0



2005 FINAL STATISTICS

YEAR-BY-YEAR STATS

(9-7 Overall) Third AFC West - Marty Schottenheimer
Home (4-4); Away (5-3)

Date	W/L	Score	Opponent	Att.
09/11	L	24-28	Dallas †	67,679
09/18	L	17-20	at Denver	75,310
09/25	W	45-23	New York Giants †	65,373
10/02	W	41-17	at New England	68,756
10/10	L	22-24	Pittsburgh †	68,537
10/16	W	27-14	at Oakland	52,666
10/23	L	17-20	at Philadelphia	67,747
10/30	W	28-20	Kansas City †	65,750
11/06	W	31-26	at New York Jets	77,662
11/20	W	48-10	Buffalo †	65,602
11/27	W	23-17 OT	at Washington	84,930
12/04	W	34-10	Oakland †	66,436
12/11	L	21-23	Miami †	65,026
12/18	W	26-17	at Indianapolis	57,389
12/24	L	7-20	at Kansas City	75,956
12/31	L	7-23	Denver †	65,513

Team Statistics	Chargers	Opponents
TOTAL FIRST DOWNS	337	306
Rushing	116	90
Passing	191	189
Penalty	30	27
3rd Down: Made/Att	88/208	79/212
3rd Down Pct.	.423	.373
4th Down: Made/Att	11/17	10/20
4th Down Pct.	.647	.500
TIME OF POSSESSION	31:34	28:26
TOTAL NET YARDS	5567	4948
Avg. Per Game	347.9	309.3
Total Plays	1022	999
Avg. Per Play	5.4	5.0
NET YARDS RUSHING	2072	1349
Avg. Per Game	129.5	84.3
Total Rushes	465	386
NET YARDS PASSING	3495	3599
Avg. Per Game	218.4	224.9
Sacked/Yards Lost	31/243	46/289
Gross Yards	3738	3888
Att./Completions	526/338	567/338
Completion Pct.	.643	.596
Had Intercepted	16	10
PUNTS/AVERAGE	71/43.7	78/42.0
NET PUNTING AVG.	71/38.0	78/37.6
PENALTIES/YARDS	110/890	110/831
FUMBLES/BALL LOST	22/12	23/10
TOUCHDOWNS	51	36
Rushing	22	14
Passing	27	20
Returns	2	2

Score by Quarters	Q1	Q2	Q3	Q4	OT	PTS.
Chargers	93	139	74	106	6	418
Opponents	36	126	77	73	0	312

Scoring	TD	RU	PA	RT	PAT	FG	S	PTS.
Tomlinson	20	18	2	0	0/0	0/0	0	120
Kaeding	0	0	0	0	49/49	21/24	0	112
Gates	10	0	10	0	0/0	0/0	0	60
McCardell	9	0	9	0	0/0	0/0	0	54
Parker	3	0	3	0	0/0	0/0	0	18
Turner	3	3	0	0	0/0	0/0	0	18
Hart	2	0	0	2	0/0	0/0	0	12
Brees	1	1	0	0	0/0	0/0	0	6
Caldwell	1	0	1	0	0/0	0/0	0	6
Neal	1	0	1	0	0/0	0/0	0	6
Peelle	1	0	1	0	0/0	0/0	0	6
Chargers	51	22	27	2	49/49	21/24	0	418
Opponents	36	14	20	2	34/35	20/29	1	312

2-Pt. Conversions: Chargers 0-1, Opponents 0-1

Sacks: Merriman 10.0, Phillips 7.0, Foley 4.5, Scott 4.5, Castillo 3.5, Edwards 3.0, Olshansky 3.0, Leber 2.0, Cooper 1.5, Cesaire 1.0, Davis 1.0, Fletcher 1.0, Godfrey 1.0, Harris 1.0, Kiel 1.0, Wilhelm 1.0. **Chargers 46.0**, Opponents 31.0

Special Teams Tackles (solo-ast-total): Milligan 14-7-21, Osgood 14-5-19, Phillips 15-0-15, Wilhelm 12-3-15, Hart 8-3-11, Cooper 9-0-9, Harris 6-2-8, Jue 4-1-5, Turner 4-0-4, Kaeding 3-0-3, Pinnock 3-0-3, Wilson 3-0-3, Merriman 2-1-3, Davis 2-0-2, Jammer 2-0-2, Peelle 2-0-2, Scifres 2-0-2, Binn 1-0-1, Caldwell 1-0-1, Fletcher 1-0-1, Jackson 1-0-1, Neal 1-0-1

Passing	Att.	Comp.	Yds.	Comp.%	Yds./Att.	TD	TD%	Int.	Int.%	Long	Sack/Lost	Rating
Brees	500	323	3576	.646	7.15	24	.048	15	.030	54	27/223	89.2
Rivers	22	12	115	.545	5.23	0	.000	1	.045	22	3/16	50.4
Tomlinson	4	3	47	.750	11.75	3	.750	0	.000	26t	0/0	153.1
McCardell	0	0	0	—	—	0	—	0	—	—	1/4	—
Chargers	526	338	3738	.643	7.11	27	.051	16	.030	54	31/243	89.7
Opponents	567	338	3888	.596	6.86	20	.035	10	.018	56	46/289	84.7

Rushing	No.	Yds.	Avg.	Long	TD
Tomlinson	339	1462	4.3	62	18
Turner	57	335	5.9	83t	3
Neal	29	98	3.4	9	0
Parker	4	55	13.8	30	0
Sproles	8	50	6.3	21	0
Brees	21	49	2.3	9	1
Caldwell	2	10	5.0	7	0
McCardell	2	6	3.0	3	0
Osgood	1	4	4.0	4	0
Pinnock	1	4	4.0	4	0
Rivers	1	-1	-1.0	-1	0
Chargers	465	2072	4.5	83t	22
Opponents	386	1349	3.5	46	14

Receiving	No.	Yds.	Avg.	Long	TD
Gates	89	1101	12.4	38	10
McCardell	70	917	13.1	54	9
Parker	57	725	12.7	49	3
Tomlinson	51	370	7.3	41	2
Caldwell	28	352	12.6	43	1
Neal	24	145	6.0	21	1
Peelle	11	38	3.5	11	1
Jackson	3	59	19.7	21	0
Sproles	3	10	3.3	6	0
Osgood	2	21	10.5	15	0
Chargers	338	3738	11.1	54	27
Opponents	338	3888	11.5	56	20

Interceptions	No.	Yds.	Avg.	Long	TD
Jue	3	28	9.3	20	0
Edwards	2	15	7.5	14	0
Hart	1	110	110.0	70t	2
Fletcher	1	19	19.0	19	0
Jammer	1	14	14.0	14	0
Wilhelm	1	10	10.0	10	0
Florence	1	9	9.0	9	0
Chargers	10	205	20.5	70t	2
Opponents	16	230	14.4	51	1

Punting	No.	Yds.	Avg.	Net	TB	I-20	Lg.	B
Scifres	71	3104	43.7	38.0	8	25	71	0
Chargers	71	3104	43.7	38.0	8	25	71	0
Opponents	78	3274	42.0	37.6	5	19	65	0

Punt Returns	Ret.	FC	Yds.	Avg.	Lg.	TD
Parker	18	9	106	5.9	15	0
Sproles	18	5	108	6.0	23	0
McCardell	3	3	31	10.3	14	0
Chargers	39	17	245	6.3	23	0
Opponents	26	19	244	9.4	52	0

Kickoff Returns	Ret.	Yds.	Avg.	Long	TD
Sproles	63	1528	24.3	58	0
Caldwell	3	99	33.0	60	0
Parker	1	16	16.0	16	0
Pinnock	1	24	24.0	24	0
Turner	1	0	0.0	0	0
Chargers	69	1667	24.2	60	0
Opponents	83	1856	22.4	54	0

Field Goals	1-19	20-29	30-39	40-49	50+
Kaeding	1/1	3/3	9/9	8/11	0/0
Chargers	1/1	3/3	9/9	8/11	0/0
Opponents	0/0	8/9	6/7	5/5	1/8

Kaeding: (33G) (42G) (44G) (42G,21G) (34G,32G,41G) (32G,33G) (34G,40B) () (18G) (28G,38G) (42N,46N, 48G) (41G,32G) () (36G,20G,48G,49G) () ()

Defensive Tackles (solo-ast-total-pd-ff-fr-tfl): Edwards 114-40-154-11-2-0-2, Godfrey 56-22-78-3-1-1-4, Jammer 60-12-72-19-1-0-0, Kiel 49-10-59-6-1-0-0, Florence 47-7-54-11-0-0-2, Merriman 41-13-54-5-2-0-7, Williams 40-13-53-4-0-1-8, Castillo 37-12-49-3-1-0-6, Jue 30-12-42-8-0-0-0, Foley 28-10-38-3-1-0-2, Hart 26-9-35-6-1-2-0, Cooper 20-10-30-0-0-0-1, Olshansky 18-11-29-0-0-0-3, Fletcher 20-8-28-5-0-0-1, Davis 23-3-26-3-1-0-1, Cesaire 17-8-25-0-0-0-1, Leber 18-4-22-1-0-1-4, Phillips 18-2-20-2-2-1-3, Wilhelm 13-3-16-1-0-0-0, Wilson 12-2-14-0-0-0-0, Scott 11-2-13-2-0-0-0, Harris 2-0-2-1-0-0-0, Robinson 1-1-2-0-0-0-0, Bingham 1-0-1-0-0-0-0, McGarrhan 1-0-1-0-0-0-0, Ball 0-1-1-0-0-0-0



2004 FINAL STATISTICS

YEAR-BY-YEAR STATS

(12-4 Overall) First AFC West - Marty Schottenheimer
Home (7-1); Away (5-3); Postseason (0-1)

Date	W/L	Score	Opponent	Att.
09/12	W	27-20	at Houston	70,255
09/19	L	28-34	New York Jets	57,310
09/26	L	13-23	at Denver	74,533
10/03	W	38-17	Tennessee	54,006
10/10	W	34-21	Jacksonville	52,101
10/17	L	20-21	at Atlanta	70,187
10/24	W	17-6	at Carolina	73,096
10/31	W	42-14	Oakland †	66,210
11/07	W	43-17	New Orleans	59,662
11/21	W	23-17	at Oakland	46,905
11/28	W	34-31	at Kansas City	77,447
12/05	W	20-17	Denver †	65,395
12/12	W	31-24	Tampa Bay †	65,858
12/19	W	21-0	at Cleveland	72,489
12/26	L	31-34 OT	at Indianapolis	57,330
01/02	W	24-17	Kansas City †	64,920

AFC Wild Card Playoffs
 01/08 L 17-20 OT New York Jets 67,536

Team Statistics	Chargers	Opponents
TOTAL FIRST DOWNS	328	320
Rushing	131	79
Passing	160	200
Penalty	37	41
Third Down: Made/Att.	97/208	69/196
Third Down Pct.	.466	.352
Fourth Down: Made/Att.	5/8	13/24
Fourth Down Pct.	.625	.542
TIME OF POSSESSION	31:30	28:30
TOTAL NET YARDS	5542	5360
Avg. Per Game	346.4	335.0
Total Plays	996	991
Avg. Per Play	5.6	5.4
NET YARDS RUSHING	2185	1307
Avg. Per Game	136.6	81.7
Total Rushes	525	355
NET YARDS PASSING	3357	4053
Avg. Per Game	209.8	253.3
Sacked/Yards Lost	21/149	29/142
Gross Yards	3506	4195
Attempts/Completions	450/288	607/372
Completion Pct.	.640	.613
Had Intercepted	8	23
PUNTS/AVERAGE	69/43.1	64/42.4
NET PUNTING AVG.	69/38.4	64/37.0
PENALTIES/YARDS	108/875	109/940
FUMBLES/BALL LOST	27/10	19/10
TOUCHDOWNS	55	36
Rushing	24	15
Passing	29	19
Returns	2	2

Score by Quarters	Q1	Q2	Q3	Q4	OT	PTS.
Chargers	92	138	106	110	0	446
Opponents	37	97	52	125	3	313

Scoring	TD	RU	PA	RT	PAT	FG	S	PTS.
Kaeding	0	0	0	0	54/55	20/25	0	114
Tomlinson	18	17	1	0	0/0	0/0	0	108
Gates	13	0	13	0	0/0	0/0	0	78
Parker	4	0	4	0	0/0	0/0	0	24
Caldwell	3	0	3	0	0/0	0/0	0	18
Chatman	3	3	0	0	0/0	0/0	0	18
Brees	2	2	0	0	0/0	0/0	0	12
Dwight	2	0	1	1	0/0	0/0	0	12
Flutie	2	2	0	0	0/0	0/0	0	12
Osgood	2	0	2	0	0/0	0/0	0	12
Peelle	2	0	2	0	0/0	0/0	0	12
D. Edwards	1	0	0	1	0/0	0/0	0	6
Floyd	1	0	1	0	0/0	0/0	0	6
Krause	1	0	1	0	0/0	0/0	0	6
McCardell	1	0	1	0	0/0	0/0	0	6
Chargers	55	24	29	2	54/55	20/25	1	446
Opponents	36	15	19	2	33/34	20/27	0	313

2-Pt. Conversions: Chargers 0-0, Opponents 2-2

Sacks: Foley 10.0, Phillips 4.0, Williams 4.0, Godfrey 2.0, Leber 2.0, Scott 1.5, Dingle 1.0, D. Edwards 1.0, Fisk 1.0, Kiel 1.0, Olshansky 1.0, Cesaire 0.5, **Chargers 29.0, Opponents 21.0**

Special Teams Tackles (solo-ast-total): Hart 13-2-15, Milligan 13-2-15, Osgood 13-0-13, Fletcher 11-0-11, Chatman 9-1-10, Cooper 7-2-9, Phillips 7-2-9, Wilhelm 5-3-8, Peelle 4-0-4, Florence 3-1-4, Moreno 3-1-4, Pippens 3-0-3, Butler 0-3-3, Dwight 2-0-2, Kaeding 2-0-2, Layne 2-0-2, Leber 2-0-2, Turner 2-0-2, Binn 1-0-1, Kiel 1-0-1, Polk 1-0-1, Scifres 1-0-1

Passing	Att.	Comp.	Yds.	Comp.%	Yds./Att.
Brees	400	262	3159	.655	7.90
Flutie	38	20	276	.526	7.26
Rivers	8	5	33	.625	4.13
Tomlinson	2	1	38	.500	19.00
McCardell	1	0	0	.000	0.00
Scifres	1	0	0	.000	0.00
Chargers	450	288	3506	.640	7.79
Opponents	607	372	4195	.613	6.91

Rushing	No.	Yds.	Avg.	Long	TD
Tomlinson	339	1335	3.9	42	17
Chatman	65	392	6.0	52	3
Turner	20	104	5.2	30	0
Brees	53	85	1.6	22	2
Dwight	4	54	13.5	48	0
Neal	16	53	3.3	8	0
Parker	4	53	13.3	38	0
Caldwell	4	45	11.3	20	0
Flutie	5	39	7.8	20	2
Pinnock	9	26	2.9	11	0
McCardell	1	3	3.0	3	0
Shaw	1	1	1.0	1	0
Rivers	4	-5	-1.2	-1	0
Chargers	525	2185	4.2	52	24
Opponents	355	1307	3.7	26	15

Receiving	No.	Yds.	Avg.	Long	TD
Gates	81	964	11.9	72t	13
Tomlinson	53	441	8.3	74t	1
Parker	47	690	14.7	79t	4
McCardell	31	393	12.7	31	1
Caldwell	18	310	17.2	58t	3
Osgood	15	308	20.5	65	2
Neal	13	66	5.1	12	0
Peelle	10	84	8.4	17t	2
Krause	5	81	16.2	29	1
Turner	4	8	2.0	7	0
Floyd	3	49	16.3	27	1
Pinnock	3	26	8.7	14	0
Dwight	2	31	15.5	23t	1
Chatman	2	17	8.5	17	0
Brees	1	38	38.0	38	0
Chargers	288	3506	12.2	79t	29
Opponents	372	4195	11.3	50	19

Chargers	Opponents	Interceptions	No.	Yds.	Avg.	Long	TD
D. Edwards	5	49	9.8	30t	1		
Florence	4	54	13.5	40	0		
Wilson	3	12	4.0	12	0		
Kiel	2	31	15.5	31	0		
Foley	2	4	2.0	4	0		
Hart	1	13	13.0	13	0		
Jammer	1	12	12.0	12	0		
Davis	1	4	4.0	4	0		
Dingle	1	1	1.0	1	0		
Fletcher	1	0	0.0	0	0		
Phillips	1	0	0.0	0	0		
Wilhelm	1	0	0.0	0	0		
Chargers	23	180	7.8	40	1		
Opponents	8	66	8.3	25	0		

Punting	No.	Yds.	Avg.	Net	TB	I-20	Lg.	B
Scifres	69	2974	43.1	38.4	8	29	60	0
Chargers	69	2974	43.1	38.4	8	29	60	0
Opponents	64	2713	42.4	37.0	5	13	59	0

Punt Returns	Ret.	FC	Yds.	Avg.	Lg.	TD
Parker	27	10	237	8.8	32	0
Dwight	1	5	6	6.0	6	0
Florence	1	0	0	0.0	0	0
Chargers	29	15	243	8.4	32	0
Opponents	23	23	164	7.1	38	0

Kickoff Returns	Ret.	Yds.	Avg.	Long	TD
Dwight	50	1222	24.4	87t	1
Chatman	4	89	22.3	35	0
Welker	4	102	25.5	33	0
Butler	2	35	17.5	24	0
Neal	1	12	12.0	12	0
Turner	1	18	18.0	18	0
D. Edwards	0	0	-	-	0
Chargers	62	1478	23.8	87t	1
Opponents	83	1846	22.2	96t	2

Field Goals	1-19	20-29	30-39	40-49	50+
Kaeding	1/1	9/11	2/2	5/6	3/5
Chargers	1/1	9/11	2/2	5/6	3/5
Opponents	0/0	11/11	6/9	2/6	1/1
Kaeding (48G, 29G) () (23G, 51G) (31G) (21G, 28G) (53G, 28G) (29N, 44G) () (40G, 27G) (42N, 19G) (29N, 52N, 25G, 43G) (23G, 23G) (51N, 40G) () (50G) (34G)					

Defensive Tackles (solo-ast-total-pd-ff-fr): Edwards 105-46-151-14-3-0-4, Kiel 71-25-96-10-0-1-2, Godfrey 68-19-87-3-3-1-8, Wilson 52-23-75-4-1-0-2, Foley 48-17-65-12-5-2-4, Jammer 53-9-62-10-0-0-1, Leber 47-11-58-1-0-1-3, Olshansky 24-15-39-2-0-0-4, Davis 32-6-38-10-0-0-0, Cooper 25-8-33-2-0-1-1, Florence 28-4-32-8-0-0-2, Williams 25-7-32-4-0-0-1, Fisk 19-11-30-2-0-0-1, Fletcher 24-3-27-5-0-1-0, Cesaire 18-6-24-3-0-0-1, Scott 14-5-19-2-0-0-5, Phillips 14-4-18-3-0-2-0, Hart 5-4-9-2-0-0-1, Moreno 6-2-8-0-0-0-1, Dingle 3-3-6-1-0-0-1, Wilhelm 5-0-5-2-0-0-0, Butler 3-1-4-0-0-0-0, Milligan 3-1-4-1-0-0-0, Ball 2-1-3-2-0-0-0, Downing 1-0-1-0-0-0-0

TD	TD%	Int.	Int. %	Long	Sack/Lost	Rating
27	.068	7	.018	79t	18/131	104.8
1	.026	0	.000	29	1/7	85.0
1	.125	0	.000	13t	1/10	110.9
0	.000	0	.000	38	1/1	95.8
0	.000	0	.000	0	0/0	39.6
0	.000	1	1.000	0	0/0	0.0
29	.064	8	.018	79t	21/149	102.0
19	.031	23	.038	50	29/142	76.6



2003 FINAL STATISTICS

YEAR-BY-YEAR STATS

(4-12 Overall) Fourth AFC West - Marty Schottenheimer
Home (2-6)*; Away (2-6)

Date	W/L	Score	Opponent	Att.
09/07	L	14-27	at Kansas City	78,048
09/14	L	13-37	Denver †	65,445
09/21	L	10-24	Baltimore †	52,028
09/28	L	31-34 OT	at Oakland	54,078
10/05	L	21-27	at Jacksonville	48,954
10/19	W	26-20	at Cleveland	73,238
10/27	L	10-26	Miami †*	73,014
11/02	L	7-20	at Chicago	61,500
11/09	W	42-28	Minnesota †	64,738
11/16	L	8-37	at Denver	75,217
11/23	L	27-34	Cincinnati †	52,069
11/30	L	24-28	Kansas City †	57,671
12/07	W	14-7	at Detroit	61,544
12/14	L	21-38	Green Bay †	64,978
12/21	L	24-40	at Pittsburgh	52,527
12/28	W	21-14	Oakland †	62,222

* Oct. 27 Game Played at Arizona's Sun Devil Stadium

Team Statistics	Chargers	Opponents
TOTAL FIRST DOWNS	290	326
Rushing	117	124
Passing	146	178
Penalty	27	24
Third Down: Made/Att.	62/197	97/231
Third Down Pct.	.315	.420
Fourth Down: Made/Att.	10/19	10/18
Fourth Down Pct.	.526	.556
TOTAL NET YARDS	5167	5593
Avg. Per Game	322.9	349.6
Total Plays	971	1072
Avg. Per Play	5.3	5.2
NET YARDS RUSHING	2146	2218
Avg. Per Game	134.1	138.6
Total Rushes	417	518
NET YARDS PASSING	3021	3375
Avg. Per Game	188.8	210.9
Sacked/Yards Lost	29/205	30/200
Gross Yards	3226	3575
Attempts/Completions	525/297	524/322
Completion Pct.	.566	.615
Had Intercepted	19	13
PUNTS/AVERAGE	83/41.6	74/42.7
NET PUNTING AVG.	83/36.0	74/36.4
PENALTIES/YARDS	126/1016	110/1006
FUMBLES/BALL LOST	20/12	22/7
TOUCHDOWNS	38	53
Rushing	16	12
Passing	21	36
Returns	1	5
TIME OF POSSESSION	27:52	32:08

Score by Quarters	Q1	Q2	Q3	Q4	OT	PTS.
Chargers	60	86	50	117	0	313
Opponents	121	140	60	117	3	441

Scoring	TD	RU	PA	RT	PAT	FG	S	PTS.
Tomlinson	17	13	4	0	0/0	0/0	0	102
Christie	0	0	0	0	36/36	15/20	0	81
Boston	7	0	7	0	0/0	0/0	0	44
E. Parker	3	0	3	0	0/0	0/0	0	18
Flutie	2	2	0	0	0/0	0/0	0	12
Gates	2	0	2	0	0/0	0/0	0	12
Osgood	2	0	2	0	0/0	0/0	0	12
Brees	1	0	1	0	0/0	0/0	0	6
Lassiter	1	0	0	1	0/0	0/0	0	6
Neal	1	1	0	0	0/0	0/0	0	6
Norman	1	0	1	0	0/0	0/0	0	6
Peelle	1	0	1	0	0/0	0/0	0	6
Alexander	0	0	0	0	0/0	0/0	0	2
Chargers	38	16	21	1	36/36	15/20	0	313
Opponents	53	12	36	5	52/53	23/26	1	441

2-Pt. Conversions: Alexander, Boston, Chargers 2-2, Opponents 0-0

Sacks: Scott 6.5, Dingle 6.0, R. Johnson 4.0, Leber 3.0, Wiley 3.0, Moreno 2.0, Cooper 1.0, Fisk 1.0, Leverette 1.0, Williams 1.0, Wilson 1.0, Edwards 0.5, Chargers 30.0, Opponents 29.0

Special Teams Tackles (solo-ast-total): Chatman 16-0-16, Polk 14-2-16, Osgood 8-1-9, Kiel 7-2-9, Cooper 8-0-8, Binn 7-1-8, House 7-1-8, Pinnock 5-0-5, Johnson 3-2-5, Florence 4-0-4, Gates 4-0-4, Bennett 2-0-2, Mattos 2-0-2, Peelle 2-0-2, Ross 2-0-2, Wilhelm 2-0-2, Christie 1-0-1, Fox 1-0-1, Norman 1-0-1, Scifres 1-0-1, Wilson 1-0-1

Passing	Att.	Comp.	Yds.	Comp.%	Yds./Att.
Brees	356	205	2108	.576	5.92
Flutie	167	91	1097	.545	6.57
Bennett	1	0	0	.000	0.00
Tomlinson	1	1	21	100.0	21.00
Chargers	525	297	3226	.566	6.14
Opponents	524	322	3575	.615	6.82

Rushing	No.	Yds.	Avg.	Long	TD
Tomlinson	313	1645	5.3	73t	13
Flutie	33	168	5.1	17	2
Dwight	9	88	9.8	20	0
Brees	21	84	4.0	18	0
Neal	18	40	2.2	7	1
Caldwell	5	39	7.8	14	0
L. Johnson	4	26	6.5	18	0
E. Parker	3	21	7.0	13	0
Boston	3	18	6.0	13	0
Chatman	8	17	2.1	6	0
Chargers	417	2146	5.1	73t	16
Opponents	518	2218	4.3	58	12

Receiving	No.	Yds.	Avg.	Long	TD
Tomlinson	100	725	7.3	73t	4
Boston	70	880	12.6	46t	7
Gates	24	389	16.2	48	2
E. Parker	18	244	13.6	33t	3
Peelle	16	133	8.3	24	1
Neal	16	62	3.9	11	0
Dwight	14	193	13.8	32	0
Osgood	13	278	21.4	57t	2
Caldwell	8	80	10.0	15	0
Gilliam	6	95	15.8	37	0
Norman	6	72	12.0	21t	1
Chatman	5	54	10.8	23	0
Brees	1	21	21.0	21t	1
Chargers	297	3226	10.9	73t	21
Opponents	322	3575	11.1	60t	36

Interceptions	No.	Yds.	Avg.	Long	TD
Jammer	4	6	1.5	6	0
Davis	2	48	24.0	41	0
Edwards	2	27	13.5	15	0
Kiel	2	15	7.5	15	0
Lassiter	1	38	38.0	38t	1
Cooper	1	25	25.0	25	0
Wilson	1	-2	-2.0	-2	0
Chargers	13	157	12.1	41	1
Opponents	19	196	10.3	32	1

Punting	No.	Yds.	Avg.	Net	TB	I-20	Lg.	B
Bennett	82	3436	41.9	36.2	3	28	56	0
Christie	1	20	20.0	20.0	0	1	20	0
Chargers	83	3456	41.6	36.0	3	29	56	0
Opponents	74	3162	42.7	36.4	4	16	73	0

Punt Returns	Ret.	FC	Yds.	Avg.	Lg.	TD
L. Johnson	24	5	184	7.7	21	0
E. Parker	23	2	207	9.0	49	0
Dwight	2	2	0	0.0	2	0
Chargers	49	9	391	8.0	49	0
Opponents	38	20	409	10.8	80t	2

Kickoff Returns	Ret.	Yds.	Avg.	Long	TD
L. Johnson	50	1151	23.0	60	0
Dwight	22	488	22.2	32	0
Florence	4	47	11.8	24	0
Chatman	2	31	15.5	23	0
Pinnock	2	50	25.0	41	0
Carson TM	1	13	13.0	13	0
Neal	1	1	1.0	1	0
Peelle	1	14	14.0	14	0
Scott	1	9	9.0	9	0
Chargers	84	1804	21.5	60	0
Opponents	67	1437	21.4	85t	1

Field Goals	1-19	20-29	30-39	40-49	50+
Christie	1/1	6/6	3/3	3/7	2/3
Chargers	1/1	6/6	3/3	3/7	2/3
Opponents	0/0	5/6	5/6	12/13	1/1

Christie (1) (19G, 25G) (24G, 50N) (32G) (1) (44G, 50G, 43N, 42G, 32G) (51G) (46N) (1) (48G, 26G) (40B, 48B, 21G) (1) (20G, 26G) (31G) (1)

Defensive Tackles (solo-ast-total-pd-ff-fr): Edwards 124-38-162-9-1-0, Moreno 78-17-95-4-1-2, Wilson 63-19-82-8-3-0, Leber 64-11-75-1-1-0, Jammer 57-14-71-13-0-1, Kiel 52-7-59-4-0-0, Lassiter 51-8-59-1-1-0, Davis 45-13-58-10-0-0, Fisk 41-10-51-0-0-1, Wiley 38-13-51-4-2-1, Dingle 31-6-37-1-2-1, Williams 24-9-33-1-1-0, Leverette 17-6-23-0-0-0, Fox 18-4-22-2-0-0, Scott 14-4-18-1-0-0, Florence 16-0-16-2-0-0, Johnson 12-1-13-0-2-0, Cooper 5-3-8-1-0-0, Polk 5-1-6-0-0-0, Salave'a 2-3-5-1-0-0, House 3-0-3-4-0-0, Cody 2-1-3-0-0-0, Cesaire 1-2-3-0-0-0, Carson 2-0-2-1-0-0, Hand 2-0-2-0-0-0

TD	TD%	Int.	Int.%	Long	Sack/Lost	Rating
11	.031	15	.042	68t	21/178	67.5
9	.054	4	.024	73t	8/27	82.8
0	.000	0	.000	0	0/0	39.6
1	100.0	0	.000	21t	0/0	158.3
21	.040	19	.036	73t	29/205	73.1
36	.069	13	.025	60t	30/200	94.3

2002 FINAL STATISTICS

YEAR-BY-YEAR STATS

(8-8 Overall) Third AFC West - Marty Schottenheimer Home (5-3); Away (3-5)

Date	W/L	Score	Opponent	Att.
09/08	W	34-6	at Cincinnati	53,705
09/15	W	24-3	Houston †	56,098
09/22	W	23-15	at Arizona	28,980
09/29	W	21-14	New England †	66,463
10/06	L	9-26	at Denver	75,065
10/13	W	35-34	Kansas City †	58,995
10/20	W	27-21 OT	at Oakland	60,974
11/03	L	13-44	New York Jets †	59,772
11/10	L	24-28	at St. Louis	66,093
11/17	W	20-17 OT	San Francisco †	67,161
11/24	L	3-30	at Miami	73,138
12/01	W	30-27 OT	Denver †	66,357
12/08	L	7-27	Oakland †	67,968
12/15	L	13-20	at Buffalo	61,838
12/22	L	22-24	at Kansas City	77,899
12/29	L	28-31 OT	Seattle †	52,159

Team Statistics	Chargers	Opponents
TOTAL FIRST DOWNS	313	326
Rushing	117	91
Passing	166	205
Penalty	30	30
Third Down: Made/Att.	78/210	83/218
Third Down Pct.	.371	.381
Fourth Down: Made/Att.	4/12	7/11
Fourth Down Pct.	.333	.636
TOTAL NET YARDS	5325	6034
Avg. Per Game	332.8	377.1
Total Plays	1028	1056
Avg. Per Play	5.2	5.7
NET YARDS RUSHING	2137	1739
Avg. Per Game	133.6	108.7
Total Rushes	466	410
NET YARDS PASSING	3188	4295
Avg. Per Game	199.3	268.4
Sacked/Yards Lost	24/180	39/231
Gross Yards	3368	4526
Attempts/Completions	538/324	607/375
Completion Pct.	.602	.618
Had Intercepted	16	17
PUNTS/AVERAGE	89/39.8	83/40.1
NET PUNTING AVG.	89/34.3	83/33.2
PENALTIES/YARDS	100/805	103/854
FUMBLES/BALL LOST	16/8	16/10
TOUCHDOWNS	40	43
Rushing	19	15
Passing	17	26
Returns	4	2
TIME OF POSSESSION	29:57	30:03

Score by Quarters	Q1	Q2	Q3	Q4	OT	PTS.
Chargers	61	109	63	88	12	333
Opponents	103	86	65	110	3	367

Scoring	TD	RU	PA	RT	PAT	FG	S	PTS.
Tomlinson	15	14	1	0	0/0	0/0	0	90
Christie	0	0	0	0	35/36	18/26	0	89
Conway	7	2	5	0	0/0	0/0	0	42
Caldwell	3	0	3	0	0/0	0/0	0	20
Dwight	3	1	2	0	0/0	0/0	0	18
McCrary	3	0	3	0	0/0	0/0	0	18
Edwards	2	0	0	2	0/0	0/0	0	12
Alexander	1	0	1	0	0/0	0/0	0	6
Brees	1	1	0	0	0/0	0/0	0	6
Fletcher	1	1	0	0	0/0	0/0	0	6
Johnson	1	0	0	1	0/0	0/0	0	6
McNeil	1	0	0	1	0/0	0/0	0	6
Norman	1	0	1	0	0/0	0/0	0	6
E. Parker	1	0	1	0	0/0	0/0	0	6
Chargers	40	19	17	4	25/26	18/26	1	333
Opponents	43	15	26	2	42/42	21/31	1	367

2-Pt. Conversions: Caldwell, **Chargers 1-3**, Opponents 1-1

Sacks: Johnson 6.5, Wiley 6.0, Leber 5.0, Dingle 4.0, Carson 3.5, Fisk 3.0, J. Williams 2.5, Harrison 2.0, Molden 2.0, Scott 2.0, Seau 1.5, Polk 1.0, **Chargers 39.0**, Opponents 24.0

Special Teams Tackles (solo-ast-total): Polk 13-0-13, Goodspeed 11-1-12, Moreno 8-3-11, Ruff 10-0-10, Peelle 7-0-7, Beckett 5-0-5, Chatman 4-0-4, Lyle 3-1-4, Cody 3-0-3, Leber 3-0-3, Sanchez 3-0-3, Jammer 2-1-3, Bennett 2-0-2, Caldwell 2-0-2, Christie 2-0-2, Fletcher 2-0-2, Jenkins 2-0-2, McCrary 2-0-2, Binn 1-1-2, Norman 1-1-2, Fox 1-0-1, Richey 1-0-1

Passing	Att.	Comp.	Yds.	Comp.%	Yds./Att.
Brees	526	320	3284	.608	6.24
Flutie	11	3	64	.273	5.82
Caldwell	1	1	20	1.000	20.00
Chargers	538	324	3368	.602	6.26
Opponents	607	375	4526	.618	7.46

Rushing	No.	Yds.	Avg.	Long	TD
Tomlinson	372	1683	4.5	76	14
Brees	38	130	3.4	15	1
Fletcher	26	128	4.9	15	1
Dwight	12	108	9.0	20	1
Conway	7	53	7.6	22	2
Chatman	6	19	3.2	11	0
Caldwell	2	9	4.5	6	0
Flutie	1	6	6.0	6	0
McCrary	2	1	0.5	2	0
Chargers	466	2137	4.6	76	19
Opponents	410	1739	4.2	61t	15

Receiving	No.	Yds.	Avg.	Long	TD
Tomlinson	79	489	6.2	30	1
Conway	57	852	14.9	52t	5
Dwight	50	623	12.5	42	2
Alexander	45	510	11.3	32	1
Caldwell	22	208	9.5	26	3
McCrary	22	96	4.4	25	3
E. Parker	17	268	15.8	31t	1
Norman	16	201	12.6	29	1
Fletcher	10	62	6.2	13	0
Chatman	3	44	14.7	25	0
Peelle	3	15	5.0	10	0
Chargers	324	3368	10.4	52t	17
Opponents	375	4526	12.1	99t	26

Chargers	Opponents
324	375
3368	4526
10.4	12.1
52t	99t
17	26

Interceptions	No.	Yds.	Avg.	Long	TD
Edwards	5	95	19.0	46	1
Molden	3	9	3.0	8	0
Lyle	2	26	13.0	26	0
Harrison	2	2	1.0	2	0
Wiley	1	40	40.0	40	0
Fox	1	25	25.0	25	0
Seau	1	25	25.0	25	0
McNeil	1	16	16.0	16	0
Moreno	1	8	8.0	8	0
Chargers	17	246	14.5	46	1
Opponents	16	204	12.8	45	1

Punting	No.	Yds.	Avg.	Net	TB	I-20	Lg.	B
Bennett	87	3540	40.7	34.3	6	31	63	2
Chargers	89	3540	39.8	34.3	6	31	63	2
Opponents	83	3332	40.1	33.2	13	16	61	1

Punt Returns	Ret.	FC	Yds.	Avg.	Lg.	TD
Dwight	19	11	231	12.2	37	0
Vanover	16	4	86	5.4	16	0
Caldwell	2	0	-2	-1.0	0	0
Chargers	37	15	315	8.5	37	0
Opponents	36	28	369	10.3	52t	1

Kickoff Returns	Ret.	Yds.	Avg.	Long	TD
Jenkins	40	925	23.1	56	0
Vanover	14	323	23.1	39	0
Caldwell	9	220	24.4	39	0
Dwight	8	166	20.8	26	0
Carson	1	14	14.0	14	0
Fletcher	1	22	22.0	22	0
Chargers	73	1670	22.9	56	0
Opponents	53	1059	20.0	65	0

Field Goals	1-19	20-29	30-39	40-49	50+
Christie	0/0	8/8	5/6	4/9	1/3
Chargers	0/0	8/8	5/6	4/9	1/3
Opponents	0/0	9/10	6/6	3/9	3/6

Christie (28G, 27G) (36G) (50N) (50B) (24G) () () () (41G) (44B, 36G, 40G) (38G, 42N) (42N, 20G, 40G, 49N, 38B, 27G) () (39G, 44N, 53G) (30G, 49G, 24G) (26G, 29G)

Defensive Tackles (solo-ast-total-pd-ff-fr): Edwards 100-29-129-11-0-1, Harrison 69-19-88-8-2-0, Seau 60-24-84-7-1-0, McNeil 72-7-79-12-0-4, Molden 68-11-79-9-2-2, Jammer 56-8-64-10-0-0, Leber 40-9-49-1-3-0, Johnson 31-9-40-1-0-1, Fisk 28-10-38-0-0-0, Wiley 31-5-36-5-1-0, Beckett 32-2-34-2-1-0, Moreno 28-4-32-1-0-0, Carson 22-9-31-3-0-1, Lyle 23-4-27-2-1-0, Dingle 24-1-25-0-0-1, Williams 20-4-24-2-1-0, Fox 17-6-23-3-0-0, Scott 8-0-8-2-1-0, Ruff 4-0-4-0-0-0, Sanchez 4-0-4-0-0-0, Cody 3-1-4-0-0-0, Polk 3-1-4-0-0-0, Wilson 3-0-3-0-0-0, Binn 0-1-1-0-0-0

TD	TD%	Int.	Int. %	Long	Sack/Lost	Rating
17	.032	16	.030	52t	24/180	76.9
0	.000	0	.000	47	0/0	51.3
0	.000	0	.000	20	0/0	118.8
17	.032	16	.030	52t	24/180	76.5
26	.043	17	.028	99t	39/231	87.2



2001 FINAL STATISTICS

YEAR-BY-YEAR STATS

(5-11 Overall) Fifth AFC West - Mike Riley
Home (4-4); Away (1-7)

Date	W/L	Score	Opponent	Att.
09/09	W	30-3	Washington †	60,629
09/23	W	33-21	at Dallas	63,430
09/30	W	28-14	Cincinnati †	56,048
10/07	L	16-20	at Cleveland	73,018
10/14	L	26-29 OT	at New England	60,292
10/21	W	27-10	Denver †	67,521
10/28	W	27-24	Buffalo †	63,698
11/04	L	20-25	Kansas City †	58,789
11/11	L	16-26	at Denver	74,951
11/18	L	24-34	at Oakland	61,960
11/25	L	17-20	Arizona †	49,398
12/02	L	10-13 OT	at Seattle	55,466
12/09	L	14-24	at Philadelphia	65,438
12/15	L	6-13	Oakland †	67,349
12/23	L	17-20	at Kansas City	76,131
12/30	L	22-25	Seattle †	51,412

Team Statistics	Chargers	Opponents
TOTAL FIRST DOWNS	290	290
Rushing	92	99
Passing	177	166
Penalty	21	25
Third Down: Made/Att.	79/221	84/224
Third Down Pct.	.357	.375
Fourth Down: Made/Att.	3/4	7/12
Fourth Down Pct.	.750	.583
TOTAL NET YARDS	5200	4904
Avg. Per Game	325.0	306.5
Total Plays	1010	1025
Avg. Per Play	5.1	4.8
NET YARDS RUSHING	1695	1504
Avg. Per Game	105.9	94.0
Total Rushes	435	449
NET YARDS PASSING	3505	3400
Avg. Per Game	219.1	212.5
Sacked/Yards Lost	27/180	41/218
Gross Yards	3685	3618
Attempts/Completions	548/309	535/317
Completion Pct.	.564	.593
Had Intercepted	18	19
PUNTS/AVERAGE	78/42.4	90/42.1
NET PUNTING AVG.	36.9	36.8
PENALTIES/YARDS	97/777	79/632
FUMBLES/BALL LOST	26/11	33/12
TOUCHDOWNS	35	35
Rushing	13	10
Passing	16	24
Returns	6	1
TIME OF POSSESSION	30:15	29:45

Score by Quarters	Q1	Q2	Q3	Q4	OT	PTS.
Chargers	81	51	81	119	0	332
Opponents	60	109	46	100	6	321

Scoring	TD	RU	PA	RT	PAT	FG	S	PTS.
Richey	0	0	0	0	26/26	21/32	0	89
Tomlinson	10	10	0	0	0/0	0/0	0	60
Conway	7	1	6	0	0/0	0/0	0	42
Christie TM	0	0	0	0	6/6	9/11	0	33
J. Graham	5	0	5	0	0/0	0/0	0	30
F. Jones	4	0	4	0	0/0	0/0	0	24
Dwight	2	1	0	1	0/0	0/0	0	12
Jenkins	2	0	0	2	0/0	0/0	0	12
Flutie	1	1	0	0	0/0	0/0	0	6
Harris	1	0	0	1	0/0	0/0	0	6
Heiden	1	0	1	0	0/0	0/0	0	6
Johnson	1	0	0	1	0/0	0/0	0	6
Perry	1	0	0	1	0/0	0/0	0	6
Chargers	35	13	16	6	32/32	30/43	0	332
Opponents	35	10	24	1	31/33	26/35	0	321

2-Pt. Conversions: **Chargers 0-3**, Opponents 1-2

Sacks: Wiley 13.0, Johnson 9.5, R. Harrison 3.5, Carson 3.0, Dixon 2.0, Parrella 2.0, Dingle 1.0, Fontenot 1.0, L. Harrison 1.0, Moreno 1.0, Rogers 1.0, Ruff 1.0, Seau 1.0, Tanuvasa 1.0, **Chargers 41.0**, Opponents 27.0

Special Teams Tackles (solo-ast-total): Humphrey 9-5-14, Harris 10-2-12, Carswell 10-0-10, Jenkins 10-0-10, Moreno 9-1-10, Beckett 6-0-6, Sanchez 5-0-5, McCrary 4-1-5, Rogers 4-1-5, Cody 4-0-4, Holeccek 4-0-4, Polk 4-0-4, Perry 1-3-4, Binn 3-0-3, Ruff 3-0-3, Richey 2-1-3, L. Harrison 2-0-2, Heiden 2-0-2, Fletcher 1-0-1

Passing	Att.	Comp.	Yds.	Comp.%	Yds./Att.	TD	TD%	Int.	Int.%	Long	Sack/Lost	Rating
Flutie	521	294	3464	.564	6.65	15	.029	18	.035	78	25/168	72.0
Brees	27	15	221	.556	8.19	1	.037	0	.000	40	2/12	94.8
Chargers	548	309	3685	.564	6.72	16	.029	18	.033	78	27/180	73.1
Opponents	535	317	3618	.593	6.76	24	.045	19	.036	80t	41/218	79.8

Rushing	No.	Yds.	Avg.	Long	TD
Tomlinson	339	1236	3.6	54	10
Flutie	53	192	3.6	16	1
Conway	7	116	16.6	67t	1
Fletcher	29	107	3.7	16	0
Dwight	2	24	12.0	16t	1
Brees	2	18	9.0	13	0
McCrary	2	3	1.5	2	0
Jenkins	1	-1	-1.0	-1	0
Chargers	435	1695	3.9	67t	13
Opponents	449	1504	3.3	26	10

Receiving	No.	Yds.	Avg.	Long	TD
Conway	71	1125	15.8	72t	6
Tomlinson	59	367	6.2	27	0
J. Graham	52	811	15.6	61t	5
F. Jones	35	388	11.1	34	4
Dwight	25	406	16.2	78	0
Fletcher	23	184	8.0	27	0
Gaylor	14	217	15.5	31	0
McCrary	13	71	5.5	12	0
Heiden	8	55	6.9	16	1
R. Jones TM	5	29	5.8	11	0
Batteaux	3	25	8.3	17	0
Harris	1	7	7.0	7	0
Chargers	309	3685	11.9	78	16
Opponents	317	3618	11.4	80t	24

Interceptions	No.	Yds.	Avg.	Long	TD
McNeil	8	55	6.9	33	0
R. Harrison	2	51	25.5	22	0
Perry	2	37	18.5	37t	1
Cody	2	3	1.5	3	0
Beckett	1	8	8.0	8	0
Dixon	1	6	6.0	6	0
Seau	1	2	2.0	2	0
Fontenot	1	0	0.0	0	0
Molden	1	0	0.0	0	0
Chargers	19	162	8.5	37t	1
Opponents	18	135	7.5	41	0

Punting	No.	Yds.	Avg.	Net	TB	I-20	Lg.	B
Bennett	78	3308	42.4	36.9	4	25	62	0
Chargers	78	3308	42.4	36.9	4	25	62	0
Opponents	90	3789	42.1	36.8	3	25	63	0

Punt Returns	Ret.	FC	Yds.	Avg.	Lg.	TD
Dwight	24	12	271	11.3	84t	1
Milburn TM	17	4	139	8.2	19	0
R. Jones TM	3	0	5	1.7	5	0
Chargers	44	16	415	9.4	84t	1
Opponents	32	15	346	10.8	40	0

Kickoff Returns	Ret.	Yds.	Avg.	Long	TD
Jenkins	58	1541	26.6	93t	2
R. Jones TM	4	126	31.5	74	0
Carson	1	10	10.0	10	0
Fletcher	1	11	11.0	11	0
Harris	1	19	19.0	19	0
Whitman	1	9	9.0	9	0
Chargers	66	1716	26.0	93t	2
Opponents	64	1671	26.1	70	0

Field Goals	1-19	20-29	30-39	40-49	50+
Richey	0/0	13/15	4/7	3/7	1/3
Christie TM	0/0	4/4	3/5	2/2	0/0
Chargers	0/0	17/19	7/12	5/9	1/3
Opponents	1/1	11/11	6/6	7/16	1/1

Defensive Tackles (solo-ast-total-pd-ff-fr): R. Harrison 91-17-108-13-2-1, Seau 84-12-96-6-2-1, Beckett 72-21-93-5-1-1, McNeil 65-12-77-16-1-0, Ruff 59-15-74-4-0-1, Parrella 61-6-67-1-0-1, Dixon 48-14-62-3-0-0, Cody 53-6-59-5-0-0, Wiley 38-9-47-2-5-0, Johnson 28-10-38-1-2-2, Carson 24-9-33-3-0-2, Perry 20-4-24-5-1-1, Molden 18-1-19-5-0-0, L. Harrison 15-2-17-1-0-0, Sanchez 14-0-14-1-0-0, Dingle 10-1-11-1-0-0, Holeccek 8-1-9-0-0-0, Mohring 5-3-8-1-0-0, Carswell 4-3-7-0-0-0, Fontenot 4-3-7-1-0-0, Moreno 5-1-6-0-1-0, Rogers 3-1-4-0-0-0, Williams 2-0-2-0-0-1, Turner 1-1-2-0-0-0, Harris 1-0-1-0-1-1, Tanuvasa 1-0-1-0-0-0, Richey 0-1-1-0-0-0

2000 FINAL STATISTICS

YEAR-BY-YEAR STATS

(1-15 Overall) Fifth AFC West - Mike Riley Home (1-7); Away (0-8)

Date	W/L	Score	Opponent	Att.
09/03	L	6-9	at Oakland	56,373
09/10	L	27-28	New Orleans †	51,300
09/17	L	10-42	at Kansas City	77,604
09/24	L	12-20	Seattle †	47,233
10/01	L	31-57	at St. Louis	66,010
10/08	L	7-21	Denver †	56,079
10/15	L	24-27 OT	at Buffalo	72,351
10/29	L	13-15	Oakland †	66,659
11/05	L	15-17	at Seattle	59,884
11/12	L	7-17	Miami †	56,896
11/19	L	37-38	at Denver	75,218
11/26	W	17-16	Kansas City †	47,228
12/03	L	17-45	San Francisco †	57,255
12/10	L	3-24	at Baltimore	68,805
12/17	L	22-30	at Carolina	72,159
12/24	L	21-34	Pittsburgh †	50,809

Team Statistics		Chargers	Opponents
TOTAL FIRST DOWNS			
Rushing		251	312
Passing		63	76
Penalty		156	195
Third Down: Made/Att.		32	41
Third Down Pct.		72/219	91/242
Fourth Down: Made/Att.		.329	.376
Fourth Down Pct.		3/14	5/9
TOTAL NET YARDS			
Avg. Per Game		4300	4959
Total Plays		268.8	309.9
Avg. Per Play		982	1061
NET YARDS RUSHING			
Avg. Per Game		1062	1422
Total Rushes		66.4	88.9
NET YARDS PASSING			
Avg. Per Game		351	470
Sacked/Yards Lost		3238	3537
Gross Yards		202.4	221.1
Attempts/Completions		53/302	39/249
Completion Pct.		3540	3786
Had Intercepted		578/311	552/326
PUNTS/AVERAGE			
NET PUNTING AVG.		.539	.591
PENALTIES/YARDS		30	16
FUMBLES/BALL LOST		92/46.2	91/41.5
TOUCHDOWNS		36.2	36.4
Rushing		121/1036	106/851
Passing		38/20	17/6
Returns		31	50
TIME OF POSSESSION			
		28:08	31:52

Score by Quarters	Q1	Q2	Q3	Q4	OT	PTS.
Chargers	58	99	60	52	0	269
Opponents	77	128	110	122	3	440

Scoring	TD	RU	PA	RT	PAT	FG	S	PTS
Carney	0	0	0	0	27/27	18/25	0	81
Conway	5	0	5	0	0/0	0/0	0	30
F. Jones	5	0	5	0	0/0	0/0	0	30
Fletcher	4	3	1	0	0/0	0/0	0	24
J. Graham	4	0	4	0	0/0	0/0	0	24
Chancey	2	2	0	0	0/0	0/0	0	12
Fazande	2	2	0	0	0/0	0/0	0	12
McCrary	2	0	2	0	0/0	0/0	0	12
Dixon	1	0	0	1	0/0	0/0	0	6
Dumas	1	0	0	1	0/0	0/0	0	6
Gaylor	1	0	1	0	0/0	0/0	0	6
Harrison	1	0	0	1	0/0	0/0	0	6
Heiden	1	0	1	0	0/0	0/0	0	6
R. Jenkins	1	0	0	1	0/0	0/0	0	6
Turner	1	0	0	1	0/0	0/0	0	6
Fontenot	0	0	0	0	0/0	0/0	1	2
Chargers	31	7	19	5	27/27	18/25	1	269
Opponents	50	10	33	7	46/46	30/34	1	440

2-Pt. Conversions: Chargers 0-4, Opponents 1-4

Sacks: Parrella 7.0, Harrison 6.0, Mickell 6.0, Dixon 5.0, Fontenot 4.0, Seau 3.5, Dingle 2.5, Beckett 1.0, Dumas 1.0, Lewis 1.0, Rusk 1.0, Williams 1.0. **Chargers 39.0, Opponents 53.0**

Special Teams Tackles (solo-ast-total): Tovar 11-1-12, McCrary 11-0-11, Beckett 10-0-10, Turner 9-0-9, Taylor 8-1-9, Rusk 8-0-8, Heiden 7-0-7, Humphrey 6-1-7, Bynum 5-0-5, Darden 5-0-5, Davis 4-0-4, Reeves 3-1-4, Binn 3-0-3, Fletcher 3-0-3, R. Jenkins 3-0-3, Ruff 3-0-3, Denton 2-1-3, Bennett 1-0-1, Brown 1-0-1, Hatcher 1-0-1, Jackson 1-0-1

Rushing	No.	Yds.	Avg.	Long	TD
Fletcher	116	384	3.3	21	3
Fazande	119	368	3.1	26	2
Chancey	42	141	3.4	14	2
Leaf	28	54	1.9	14	0
Conway	3	31	10.3	13	0
Bynum	7	26	3.7	9	0
Harbaugh	16	24	1.5	7	0
Moreno	5	20	4.0	13	0
McCrary	7	8	1.1	4	0
R. Jenkins	8	6	0.8	4	0
Chargers	351	1062	3.0	26	7
Opponents	470	1422	3.0	49	10

Receiving	No.	Yds.	Avg.	Long	TD
F. Jones	71	766	1.8	44	5
Conway	55	907	16.5	83t	4
J. Graham	53	712	13.4	68t	5
Fletcher	48	355	7.4	26	1
R. Jones	22	253	11.5	34	0
McCrary	18	141	7.8	19	2
Fazande	16	104	6.5	17	0
Gaylor	13	182	14.0	62t	1
Heiden	6	32	5.3	10	1
Ricks TM	3	35	11.7	23	0
Bynum	2	13	6.5	7	0
Jacquet	1	25	25.0	25	0
Davis	1	8	8.0	8	0
Chancey	1	6	6.0	6	0
R. Jenkins	1	1	1.0	1	0
Chargers	311	3540	11.4	83t	19
Opponents	326	3786	11.6	68t	33

Interceptions	No.	Yds.	Avg.	Long	TD
Harrison	6	97	16.2	63t	1
Seau	2	2	1.0	2	0
Turner	1	75	75.0	75t	1
Dumas	1	56	56.0	56t	1
Dixon	1	36	36.0	36t	1
Ruff	1	18	18.0	18	0
D. Jenkins	1	16	16.0	16	0
Beckett	1	7	7.0	7	0
Lewis	1	6	6.0	3	0
Brown	1	0	0.0	0	0
Chargers	16	313	19.6	75t	4
Opponents	30	515	17.2	69t	3

Punting	No.	Yds.	Avg.	Net	TB	I-20	Lg.	B
Bennett	92	4248	46.2	36.2	10	23	66	0
Chargers	92	4248	46.2	36.2	10	23	66	0
Opponents	91	3780	41.5	36.4	10	32	68	1

Punt Returns	Ret.	FC	Yds.	Avg.	Lg.	TD
Jacquet TM	30	8	211	7.0	35	0
R. Jones	9	3	53	5.9	17	0
J. Graham	3	6	7	2.3	7	0
Dumas	1	0	1	1.0	1	0
D. Jenkins	1	0	0	0.0	0	0
Chargers	44	17	272	6.2	35	0
Opponents	51	10	722	14.2	64t	1

Kickoff Returns	Ret.	Yds.	Avg.	Long	TD
R. Jenkins	67	1531	22.9	93t	1
Bynum	13	242	18.6	39	0
D. Graham	1	0	0.0	0	0
Jacox	1	8	8.0	8	0
R. Jones	1	11	11.0	11	0
Chargers	83	1792	21.6	93t	1
Opponents	61	1471	24.1	98t	1

Field Goals	1-19	20-29	30-39	40-49	50+
Carney	1/1	3/3	5/7	7/10	2/4
Chargers	1/1	3/3	5/7	7/10	2/4
Opponents	1/1	13/13	10/11	4/7	2/2
Carney () (42G, 49G) (54G, 51N) (41G, 28G, 24G, 45G) (37G, 49N) (34N) (36G) (40B) (51N, 19G, 41G, 28G) (43N) (41G, 31G, 33G) (52G) (34G) (47G) (37B) ()					

Defensive Tackles (solo-ast-total-pd-ff-fr): Harrison 101-26-127-17-1-0, Seau 103-19-122-11-1-0, Dumas 64-11-75-6-0-0, Ruff 54-14-68-5-0-1, Parrella 54-11-65-6-1-0, Dixon 53-9-62-6-0-1, D. Jenkins 50-5-55-5-0-0, Williams 46-7-53-1-1-0, Beckett 28-11-39-2-0-0, Brown 28-7-35-10-0-0, Mickell 34-1-35-1-2-0, Lewis 28-2-30-4-1-1, Fontenot 21-4-25-1-1-0, Dingle 15-1-16-2-0-0, Darden 13-2-15-0-0-0, Mohring 9-2-11-0-0-0, Jackson 9-0-9-0-0-0, Turner 8-0-8-1-0-0, Tovar 5-2-7-0-0-0, Smith 5-1-6-1-0-0, Rusk 5-0-5-0-0-0, Denton 3-0-3-1-0-0, Hatcher 3-0-3-0-0-0, Taylor 3-0-3-0-0-0, Carson 2-0-2-0-0-0, Simpson 2-0-2-0-0-1, Harvey 1-0-1-0-0-0, Humphrey 1-0-1-0-0-0

Passing	Att.	Comp.	Yds.	Comp.%	Yds./Att.	TD	TD%	Int.	Int.%	Long	Sack/Lost	Rating
Leaf	322	161	1883	.500	5.85	11	.034	18	.056	83t	31/155	56.2
Harbaugh	202	123	1416	.609	7.01	8	.040	10	.050	62t	14/96	74.6
Moreno	53	27	241	.509	4.55	0	.000	2	.038	26	8/51	47.8
Chancey	1	0	0	.000	0.00	0	.000	0	.000	0	0/0	39.6
Chargers	578	311	3540	.538	6.12	19	.033	30	.052	83t	53/302	61.8
Opponents	552	326	3786	.591	6.86	33	.060	16	.029	68t	39/249	87.7



1999 FINAL STATISTICS

YEAR-BY-YEAR STATS

(8-8 Overall) Third AFC West - Mike Riley
Home (4-4); Away (4-4)

Date	W/L	Score	Opponent	Att.
09/19	W	34-7	at Cincinnati	47,660
09/26	L	19-27	Indianapolis †	56,942
10/03	W	21-14	Kansas City †	58,099
10/10	W	20-10	at Detroit	61,481
10/17	W	13-10	Seattle †	59,432
10/24	L	3-31	Green Bay †	68,274
10/31	L	0-34	at Kansas City	78,473
11/07	L	17-33	Denver †	61,204
11/14	L	9-28	at Oakland	43,353
11/21	L	20-23 OT	Chicago †	56,055
11/28	L	27-35	at Minnesota	64,232
12/05	W	23-10	Cleveland †	53,147
12/12	W	19-16	at Seattle	66,318
12/19	L	9-12	at Miami	73,765
12/26	W	23-20	Oakland †	63,846
01/02	W	12-6	at Denver	69,278

Team Statistics	Chargers	Opponents
TOTAL FIRST DOWNS	262	279
Rushing	69	77
Passing	171	181
Penalty	22	21
Third Down: Made/Att.	89/242	84/229
Third Down Pct.	.368	.367
Fourth Down: Made/Att.	6/14	6/11
Fourth Down Pct.	.429	.545
TOTAL NET YARDS	4589	4905
Avg. Per Game	286.8	306.6
Total Plays	1039	1022
Avg. Per Play	4.4	4.8
NET YARDS RUSHING	1246	1321
Avg. Per Game	77.9	82.6
Total Rushes	410	432
NET YARDS PASSING	3343	3584
Avg. Per Game	208.9	224.0
Sacked/Yards Lost	46/284	41/263
Gross Yards	3627	3847
Attempts/Completions	583/332	549/315
Completion Pct.	.569	.574
Had Intercepted	24	15
PUNTS/AVERAGE	89/43.9	85/40.5
NET PUNTING AVG.	38.7	35.2
PENALTIES/YARDS	104/823	117/909
FUMBLES/BALL LOST	29/11	30/12
TOUCHDOWNS	25	34
Rushing	10	8
Passing	12	24
Returns	3	2
TIME OF POSSESSION	30:00	30:00

Score by Quarters	Q1	Q2	Q3	Q4	OT	PTS.
Chargers	40	112	46	71	0	269
Opponents	91	80	93	49	3	316

Scoring	TD	RU	PA	RT	PAT	FG	S	PTS.
Carney	0	0	0	0	22/23	31/36	0	115
Means	5	4	1	0	0/0	0/0	0	30
Stephens	4	3	1	0	0/0	0/0	0	24
Bynum	3	1	2	0	0/0	0/0	0	18
Fazande	2	2	0	0	0/0	0/0	0	12
J. Graham	2	0	2	0	0/0	0/0	0	12
F. Jones	2	0	2	0	0/0	0/0	0	12
Lewis	2	0	0	2	0/0	0/0	0	12
Davis	1	0	1	0	0/0	0/0	0	6
Dixon	1	0	0	1	0/0	0/0	0	6
C. Jones	1	0	1	0	0/0	0/0	0	6
McCrary	1	0	1	0	0/0	0/0	0	6
Penn	1	0	1	0	0/0	0/0	0	6
Ricks	0	0	0	0	0/0	0/0	0	2
Chargers	25	10	12	3	22/23	31/36	1	269
Opponents	34	8	24	2	34/34	26/38	0	316

2-Pt. Conversions: Ricks, Chargers 1-2, Opponents 0-0

Sacks: Johnson 10.5, Parrella 5.5, Fontenot 5.0, Dixon 4.0, Hand 4.0, Seau 3.5, Dumas 2.0, Mohring 2.0, Bush 1.0, Harrison 1.0, Simien 1.0, Williams 1.0, Harden 0.5, Chargers 41.0, Opponents 46.0

Special Teams Tackles (solo-ast-total): McCrary 15-0-15, Rusk 13-0-13, Ruff 11-1-12, Hamilton 8-2-10, Turner 9-0-9, Davis 6-3-9, Bynum 7-0-7, Reeves 5-1-6, Dixon 4-0-4, Stephens 4-0-4, Shaw 3-1-4, Perry 3-0-3, Binn 2-0-2, Carney 2-0-2, Fletcher 2-0-2, Heiden 2-0-2, Reed 2-0-2, Jackson 1-1-2, Bennett 1-0-1, Brown 1-0-1, Harrison 1-0-1, Penn 1-0-1, Simien 1-0-1, Spencer 1-0-1

Rushing	No.	Yds.	Avg.	Long	TD
Fazande	91	365	4.0	54	2
Bynum	92	287	3.1	25	1
Means	112	277	2.5	15	4
Fletcher	48	126	2.6	16	0
Harbaugh	34	126	3.7	16	0
Stephens	24	61	2.5	9	3
Ricks	2	11	5.5	7	0
Kramer	5	1	0.2	3	0
Bennett	1	0	0.0	0	0
C. Jones	1	-8	-8.0	-8	0
Chargers	410	1246	3.0	54	10
Opponents	432	1321	3.1	26	8

Receiving	No.	Yds.	Avg.	Long	TD
J. Graham	57	968	17.0	54	2
F. Jones	56	670	12.0	36	2
Fletcher	45	360	8.0	25	0
Ricks	40	429	10.7	50	0
McCrary	37	201	5.4	38	1
Stephens	18	133	7.4	22	1
Penn	17	257	15.1	43	1
Bynum	16	209	13.1	80t	2
Davis	12	137	11.4	46	1
C. Jones	10	90	9.0	44t	1
Means	9	51	5.7	12t	1
Still TM	8	96	12.0	28	0
Pupuru	4	17	4.3	11	0
Seau	2	8	4.0	6	0
Reed	1	1	1.0	1	0
Chargers	332	3627	10.9	80t	12
Opponents	315	3847	12.2	81t	24

Interceptions	No.	Yds.	Avg.	Long	TD
Lewis	4	9	2.3	5	0
Spencer	4	1	0.3	1	0
Dumas	2	92	46.0	68	0
Dimry	2	1	0.5	1	0
Seau	1	16	16.0	16	0
Simien	1	4	4.0	4	0
Harrison	1	0	0.0	0	0
Chargers	15	123	8.2	68	0
Opponents	24	196	8.2	38	1

Punting	No.	Yds.	Avg.	Net	TB	I-20	Lg.	B
Bennett	89	3910	43.9	38.7	6	32	60	0
Chargers	89	3910	43.9	38.7	6	32	60	0
Opponents	85	3439	40.5	35.2	8	22	64	2

Punt Returns	Ret.	FC	Yds.	Avg.	Lg.	TD
Penn	21	19	148	7.0	18	0
C. Jones	9	6	93	10.3	33	0
Reed	3	0	49	16.3	21	0
Turner	1	0	0	0.0	0	0
Chargers	34	25	290	8.5	33	0
Opponents	41	21	343	8.4	28	0

Kickoff Returns	Ret.	Yds.	Avg.	Long	TD
Bynum	37	781	21.1	37	0
Stephens	18	335	18.6	28	0
Fletcher	7	112	16.0	22	0
Reed	5	72	14.4	21	0
McCrary	1	4	4.0	4	0
Still	1	0	0.0	0	0
Chargers	69	1312	19.0	37	0
Opponents	67	1550	23.1	49	0

Field Goals	1-19	20-29	30-39	40-49	50+
Carney	2/2	13/13	6/8	9/12	1/1
Chargers	2/2	13/13	6/8	9/12	1/1
Opponents	0/0	7/7	9/13	7/12	3/6

Carney (27G, 23G, 21G, 42G) (50G) () (33G, 24G, 47N) (42N, 28G, 41G) (28G) () (46G) (39G) (28G, 38B, 28G) (40G, 40G) (44G, 19G, 30G) (33G, 42G, 28G, 41G) (23G, 22G, 31G, 36N) (48G, 19G, 37G) (25G, 28G, 46N)

Defensive Tackles (solo-ast-total-pd-ff-fr): Seau 75-24-99-9-1-1, Dumas 60-21-81-7-0-0, Hand 41-14-55-3-0-0, Parrella 44-9-53-0-3-0, Jackson 42-9-51-5-0-1, Spencer 40-8-48-16-0-0, Bush 40-4-44-2-0-1, Lewis 36-5-41-12-0-2, Johnson 33-8-41-0-5-1, Harrison 30-11-41-8-1-0, Hill 26-13-39-0-1-0, Fontenot 26-8-34-0-0-1, Dimry 32-1-33-7-0-0, Dixon 25-8-33-3-1-1, Brown 29-2-31-2-1-0, Perry 21-5-26-0-0-1, Williams 22-4-26-2-0-0, Shaw 21-3-24-3-0-0, Mohring 13-1-14-0-0-0, Simien 7-1-8-1-0-1, Turner 6-2-8-0-0-0, Hamilton 5-3-8-1-0-0, Ruff 5-2-7-1-0-0, Mims 5-1-6-0-0-0, Rusk 4-1-5-1-0-0, Harden 0-1-1-0-0-0

Passing	Att.	Comp.	Yds.	Comp.%	Yds./Att.	TD	TD%	Int.	Int.%	Long	Sack/Lost	Rating
Harbaugh	434	249	2761	.574	6.36	10	.023	14	.032	80t	37/208	70.6
Kramer	141	78	788	.553	5.59	2	.014	10	.071	41	7/62	46.6
Moreno	7	5	78	.714	11.14	0	.000	0	.000	45	1/3	108.0
Ricks	1	0	0	.000	0.00	0	.000	0	.000	0	0/0	39.6
Reed	0	0	0	.000	0.00	0	.000	0	.000	0	1/11	0.0
Chargers	583	332	3627	.569	6.22	12	.021	24	.041	80t	46/284	65.2
Opponents	549	315	3847	.574	7.01	24	.044	15	.027	81t	41/263	82.3

1998 FINAL STATISTICS

YEAR-BY-YEAR STATS

(5-11 Overall) Fifth AFC West -Kevin Gilbride (2-4);
Home (4-4); Away (1-7) June Jones (3-7)

Date	W/L	Score	Opponent	Att.
09/06	W	16-14	Buffalo †	64,037
09/13	W	13-7	at Tennessee	41,089
09/20	L	7-23	at Kansas City	73,730
09/27	L	16-34	New York Giants	55,672
10/04	L	12-17	at Indianapolis	51,988
10/11	L	6-7	at Oakland	42,467
10/18	W	13-10	Philadelphia †	56,967
10/25	L	20-27	Seattle †	58,512
11/08	L	10-27	at Denver	74,925
11/15	W	14-13	Baltimore †	54,388
11/22	W	38-37	Kansas City †	59,894
11/29	L	16-31	Denver †	66,532
12/06	L	20-24	at Washington	65,713
12/13	L	17-38	at Seattle	62,690
12/20	L	10-17	Oakland †	60,716
12/27	L	13-16	at Arizona	71,670

Team Statistics	Chargers	Opponents
TOTAL FIRST DOWNS	272	256
Rushing	95	72
Passing	146	149
Penalty	31	35
Third Down: Made/Att.	78/237	68/227
Third Down Pct.	.329	.300
Fourth Down: Made/Att.	8/17	6/13
Fourth Down Pct.	.471	.462
TOTAL NET YARDS	4592	4208
Avg. Per Game	287.0	263.0
Total Plays	1063	991
Avg. Per Play	4.3	4.2
NET YARDS RUSHING	1728	1140
Avg. Per Game	108.0	71.3
Total Rushes	460	422
NET YARDS PASSING	2864	3068
Avg. Per Game	179.0	191.8
Sacked/Yards Lost	37/251	39/246
Gross Yards	3115	3314
Attempts/Completions	566/261	530/271
Completion Pct.	.461	.511
Had Intercepted	34	20
PUNTS/AVERAGE	95/43.9	103/44.1
NET PUNTING AVG.	36.8	36.0
PENALTIES/YARDS	137/1229	120/1005
FUMBLES/BALL LOST	33/17	21/7
TOUCHDOWNS	23	38
Rushing	11	12
Passing	11	21
Returns	1	5
TIME OF POSSESSION	31:17	28:44

Score by Quarters	Q1	Q2	Q3	Q4	OT	PTS.
Chargers	39	66	58	78	0	241
Opponents	94	101	71	76	0	342

Scoring	TD	RU	PA	RT	PAT	FG	S	PTS.
Carney	0	0	0	0	19/19	26/30	0	97
Fletcher	5	5	0	0	0/0	0/0	0	30
Means	5	5	0	0	0/0	0/0	0	30
F. Jones	3	0	3	0	0/0	0/0	0	20
C. Jones	3	0	3	0	0/0	0/0	0	18
Ricks	2	0	2	0	0/0	0/0	0	12
Still	2	0	2	0	0/0	0/0	0	12
Stephens	1	1	0	0	0/0	0/0	0	6
Thelwell	1	0	1	0	0/0	0/0	0	6
J. Williams	1	0	0	1	0/0	0/0	0	6
Whelihan	0	0	0	0	0/0	0/0	0	2
Chargers	23	11	11	1	19/19	26/30	1	241
Opponents	38	12	21	5	37/37	25/34	0	342

2-Pt. Conversions: F. Jones, Whelihan, **Chargers 2-4**, Opponents 1-1

Sacks: Hand 6.0, Johnson 5.5, Harrison 4.0, Coleman 3.5, Seau 3.5, Fuller 3.0, Dixon 2.5, Mims 2.0, Parrella 1.5, Bush 1.0, Dumas 1.0, Mohring 1.0, Tovar 1.0, Turner 1.0, Gouveia 0.5, **Chargers 39.0**, Opponents 37.0

Special Teams Tackles (solo-ast-total): Tovar 10-1-11, Turner 10-0-10, Dixon 7-0-7, Hamilton 7-0-7, Spencer 7-0-7, Burgess 5-2-7, Fletcher 6-0-6, Lee 5-1-6, Shaw 5-0-5, Stephens 5-0-5, Dodge 4-1-5, Bennett 4-0-4, Clark 4-0-4, G. Williams 4-0-4, Binn 3-0-3, Harrison 2-1-3, Mohring 2-1-3, Jackson 2-0-2, Rachal 2-0-2, Bynum 1-0-1, Carney 1-0-1, Davis 1-0-1, Gaiter 1-0-1, Haskins 1-0-1, Mohring 1-0-1

Passing	Att.	Comp.	Yds.	Comp.%	Yds./Att.
Whelihan	320	149	1803	.466	5.63
Leaf	245	111	1289	.453	5.26
Fletcher	1	1	23	100.0	23.00
Chargers	566	261	3115	.461	5.50
Opponents	530	271	3314	.511	6.25

Rushing	No.	Yds.	Avg.	Long	TD
Means	212	883	4.2	72t	5
Fletcher	153	543	3.5	21	5
Stephens	35	122	3.5	12	1
Leaf	27	80	3.0	20	0
C. Jones	4	39	9.8	14	0
Whelihan	18	38	2.1	13	0
Bynum	11	23	2.1	14	0
Chargers	460	1728	3.8	72t	11
Opponents	422	1140	2.7	25	12

Receiving	No.	Yds.	Avg.	Long	TD
F. Jones	57	602	10.6	28	3
C. Jones	49	699	15.2	56	3
Still	43	605	14.1	67	2
Ricks	30	450	15.0	39t	2
Fletcher	30	188	6.3	22	0
Thelwell	16	268	16.8	55	1
Means	16	91	5.7	22	0
Slaughter	8	93	11.6	31	0
Bynum	4	27	6.8	12	0
W. Davis	4	23	5.8	8	0
Burke	3	32	10.7	17	0
Hartley	2	28	14.0	17	0
Stephens	2	9	4.5	5	0
Chargers	261	3115	11.9	67	11
Opponents	271	3314	12.2	81t	21

Interceptions	No.	Yds.	Avg.	Long	TD
G. Jackson	6	50	8.3	25	0
Harrison	3	42	14.0	21	0
Dimry	3	38	12.7	30	0
Hand	2	47	23.5	30	0
Shaw	2	0	0.0	0	0
J. Williams	1	14	14.0	14t	1
Harper	1	12	12.0	12	0
Spencer	1	0	0.0	0	0
Turner	1	0	0.0	0	0
Chargers	20	203	10.2	30	1
Opponents	34	512	15.1	43t	2

Punting	No.	Yds.	Avg.	Net	TB	I-20	Lg.	B
Bennett	95	4174	43.9	36.8	8	27	65	0
Chargers	95	4174	43.9	36.8	8	27	65	0
Opponents	103	4546	44.1	36.0	15	24	63	0

Punt Returns	Ret.	FC	Yds.	Avg.	Lg.	TD
Rachal	32	8	387	12.1	56	0
Gaiter TM	13	6	155	11.9	49	0
Chargers	45	14	542	12.0	56	0
Opponents	49	18	515	10.5	74t	1

Kickoff Returns	Ret.	Yds.	Avg.	Long	TD
Bynum	19	345	18.2	30	0
Gaiter TM	16	295	18.4	33	0
Stephens	16	349	21.8	36	0
Rachal	11	192	17.5	25	0
Fletcher	3	71	23.7	36	0
C. Jones	2	25	12.5	17	0
Burke	1	5	5.0	5	0
Hartley	1	11	11.0	11	0
Jacox	1	0	0.0	0	0
Chargers	70	1293	18.5	36	0
Opponents	54	1484	27.5	101t	1

Field Goals	1-19	20-29	30-39	40-49	50+
Carney	0/0	11/12	5/5	8/10	2/3
Chargers	0/0	11/12	5/5	8/10	2/3
Opponents	1/1	5/6	10/12	6/11	3/4

Carney (48G, 47G, 54G) (48G, 23G, 51N) () (41G, 46G, 34G) (50G, 47N, 25G) (39G, 48G) (23G, 26G) (21G, 45G) () () (31G) (27G) (32G, 27G, 41G, 20N, 25G) (21G) (46N, 28G) (31G, 26G)

Defensive Tackles (solo-ast-total-pd-ff-fr): Seau 92-23-115-7-1-2, Harrison 89-25-114-10-1-0, Dimry 59-4-63-20-0-0, Jackson 50-9-59-9-0-0, Coleman 46-5-51-0-0-2, Hand 42-7-49-8-1-0, Gouveia 32-12-44-2-0-0, Shaw 35-5-40-10-0-0, Parrella 30-7-37-3-0-1, Dixon 26-8-34-1-0-0, Spencer 29-0-29-8-0-0, Tovar 22-6-28-0-0-0, Johnson 21-6-27-1-1-0, Fuller 18-4-22-4-0-0, Bush 12-6-18-2-1-0, Dumas 8-3-11-1-0-0, G. Williams 7-1-8-0-0-1, Harper 5-3-8-2-0-0, Turner 7-0-7-1-1-0, Mims 3-3-6-1-0-0, J. Williams 5-1-6-1-0-0, Mohring 2-1-3-0-0-0, Burgess 1-1-2-0-0-0, Clark 1-0-1-0-0-0, Hamilton 1-0-1-0-0-0, Stephens 1-0-1-0-0-0

TD	TD%	Int.	Int.%	Long	Sack/Lost	Rating
8	.025	19	.059	55	15/111	48.0
2	.008	15	.061	67	22/140	39.0
1	100.0	0	.000	23t	0/0	158.3
11	.019	34	.060	67	37/251	44.9
21	.040	20	.038	81t	39/246	68.2

1996 FINAL STATISTICS

YEAR-BY-YEAR STATS

(8-8 Overall) Third AFC West - Bobby Ross Home (5-3); Away (3-5)

Date	W/L	Score	Opponent	Att.
09/01	W	29-7	Seattle †	58,780
09/08	W	27-14	Cincinnati †	55,880
09/15	L	10-42	at Green Bay	60,584
09/22	W	40-34	at Oakland	49,097
09/29	W	22-19	Kansas City †	59,384
10/06	L	17-28	at Denver	75,058
10/21	L	14-23	Oakland †	62,350
10/27	L	13-32	at Seattle	38,143
11/03	W	26-19	at Indianapolis	58,484
11/11	W	27-21	Detroit †	60,425
11/17	L	17-25	Tampa Bay †	57,526
11/24	W	28-14	at Kansas City	69,472
12/01	L	7-45	New England †	59,209
12/08	L	3-16	at Pittsburgh	56,368
12/14	L	14-27	at Chicago	49,763
12/22	W	16-10	Denver †	46,801

Team Statistics	Chargers	Opponents
TOTAL FIRST DOWNS	272	321
Rushing	80	92
Passing	168	199
Penalty	24	30
Third Down: Made/Att.	78/230	102/243
Third Down Pct.	.339	.42
Fourth Down: Made/Att.	9/16	9/19
Fourth Down Pct.	.563	.474
TOTAL NET YARDS	4670	5421
Avg. Per Game	291.9	338.8
Total Plays	1022	1100
Avg. Per Play	4.6	4.9
NET YARDS RUSHING	1312	1755
Avg. Per Game	82.0	109.7
Total Rushes	412	431
NET YARDS PASSING	3358	3666
Avg. Per Game	209.9	229.1
Sacked/Yards Lost	33/296	33/201
Gross Yards	3654	3867
Attempts/Completions	577/314	636/369
Completion Pct.	.544	.580
Had Intercepted	21	22
PUNTS/AVERAGE	87/45.6	71/44.3
NET PUNTING AVG.	37.2	34.2
PENALTIES/YARDS	110/969	115/991
FUMBLES/BALL LOST	30/11	29/14
TOUCHDOWNS	32	43
Rushing	7	10
Passing	23	28
Returns	2	5
TIME OF POSSESSION	27:35	32:25

Score by Quarters	Q1	Q2	Q3	Q4	OT	PTS.
Chargers	113	79	45	73	0	310
Opponents	71	125	71	109	0	376

Scoring	TD	RU	PA	RT	PAT	FG	S	PTS.
Carney	0	0	0	0	31/31	29/36	0	118
Martin	14	0	14	0	0/0	0/0	0	84
Russell	7	7	0	0	0/0	0/0	0	42
Jones	4	0	4	0	0/0	0/0	0	24
A. Coleman	2	0	2	0	0/0	0/0	0	12
Fletcher	2	0	2	0	0/0	0/0	0	12
Clark	1	0	0	1	0/0	0/0	0	6
Da. Gordon	1	0	0	1	0/0	0/0	0	6
Pupunu	1	0	1	0	0/0	0/0	0	6
Chargers	32	7	23	2	31/31	29/36	0	310
Opponents	43	10	28	5	40/40	26/33	0	376

2-Pt. Conversions: Chargers 0-1, Opponents 0-3

Sacks: Seau 7.0, Mims 6.0, M. Coleman 4.0, R. Davis 3.0, Johnson 3.0, Da. Gordon 2.0, Parrella 2.0, Bush 1.0, Edwards 1.0, Gouveia 1.0, Harrison 1.0, Lee 1.0, **Chargers 33.0**, Opponents 33.0

Special Teams Tackles (solo-ast-total): Montreuil 14-2-16, Castle 9-2-11, Fletcher 8-2-10, Hendrix 8-1-9, Clark 7-2-9, Da. Gordon 8-0-8, Sapp 7-1-8, Bush 7-0-7, Young 6-1-7, Dw. Gordon 4-2-6, Ale 4-0-4, Ross 4-0-4, Shaw 4-0-4, Carney 2-0-2, Cummings 2-0-2, Roche 1-1-2, Bennett 1-0-1, Bradley 1-0-1, Coleman 1-0-1, Edwards 1-0-1, May 1-0-1, Harrison 0-1-1

Passing	Att.	Comp.	Yds.	Comp.%	Yds./Att.
Humphries	416	232	2670	.558	6.42
Salisbury	161	82	984	.509	6.11
Chargers	577	314	3654	.544	6.33
Opponents	636	369	3867	.580	6.08

Rushing	No.	Yds.	Avg.	Long	TD
Russell	219	713	3.3	21	7
Fletcher	77	282	3.7	19	0
Hayden	55	166	3.0	13	0
Bradley	32	109	3.4	17	0
Humphries	21	28	1.3	7	0
Salisbury	6	14	2.3	11	0
A. Coleman	2	0	0.0	0	0
Chargers	412	1312	3.2	21	7
Opponents	431	1755	4.1	77	10

Receiving	No.	Yds.	Avg.	Long	TD
Martin	85	1171	13.8	55	14
Fletcher	61	476	7.8	41	2
Jones	41	524	12.8	63t	4
A. Coleman	36	486	13.5	50	2
Pupunu	24	271	11.3	41	1
May	19	188	9.9	39	0
Russell	13	180	13.8	35	0
Roche	13	111	8.5	19	0
Mitchell	10	57	5.7	25	0
Still	6	142	23.7	56	0
Ellison	3	15	5.0	6	0
Bradley	1	20	20.0	20	0
Hayden	1	10	10.0	10	0
Reeves	1	3	3.0	3	0
Chargers	314	3654	11.6	63t	23
Opponents	369	3867	10.5	60	28

Interceptions	No.	Yds.	Avg.	Long	TD
Harrison	5	56	11.2	29	0
Shaw	3	78	26.0	36	0
Gouveia	3	41	13.7	21	0
Clark	2	83	41.5	83t	1
Da. Gordon	2	55	27.5	55	0
Seau	2	18	9.0	10	0
Ross	2	7	3.5	7	0
Harper	1	0	0.0	0	0
Lee	1	-1	-1.0	-1	0
G. Young	1	-1	-1.0	-1	0
Chargers	22	336	15.3	83t	1
Opponents	21	320	15.2	90t	2

Punting	No.	Yds.	Avg.	Net	TB	I-20	Lg.	B
Bennett	87	3967	45.6	37.2	6	23	66	0
Chargers	87	3967	45.6	37.2	6	23	66	0
Opponents	71	3145	44.3	34.2	8	23	63	0

Punt Returns	Ret.	FC	Yds.	Avg.	Lg.	TD
Da. Gordon	36	13	537	14.9	81t	1
Jones	1	1	21	21.0	21	0
Still	1	0	1	1.0	1	0
Chargers	38	14	559	14.7	81t	1
Opponents	51	15	612	12.0	82	1

Kickoff Returns	Ret.	Yds.	Avg.	Long	TD
A. Coleman	55	1210	22.3	57	0
Still	4	113	28.3	37	0
Edwards	1	0	0.0	0	0
Harrison	1	10	10.0	10	0
Pupunu	1	15	15.0	15	0
Russell	1	10	10.0	10	0
Chargers	63	1358	21.6	57	0
Opponents	59	1497	25.4	66	0

Field Goals	1-19	20-29	30-39	40-49	50+
Carney	0/0	11/13	8/8	7/12	3/3
Chargers	0/0	11/13	8/8	7/12	3/3
Opponents	1/1	7/8	9/10	8/11	1/3

Carney (35G, 53G, 22G, 50G, 31G) (47G, 23G) (43G, 46N) (28G, 39G, 47N) (33G, 38G, 44G, 39G, 33G) (27G) (44N) (41G, 43G) (28G, 30G, 47G, 22G) (29G, 20G, 49N) (42G) (28B) () (25G) (48N, 26N) (50G, 21G, 22G)

Defensive Tackles (solo-ast-total-pd-ff-fr): Seau 110-28-138-7-1-3, Harrison 105-20-125-14-1-1, Shaw 72-13-85-15-0-0, Gouveia 65-14-79-7-1-0, Ross 68-10-78-7-2-1, Bush 48-16-64-1-0-2, Da. Gordon 41-6-47-7-0-0, Clark 38-5-43-6-0-2, Coleman 34-8-42-0-1-0, Parrella 30-7-37-1-0-0, Davis 24-6-30-2-0-1, Mims 19-9-28-0-2-2, Harper 17-2-19-3-0-0, Johnson 16-2-18-2-0-0, Lee 12-5-17-1-0-0, Young 7-5-12-2-0-0, Castle 7-4-11-2-0-0, Montreuil 6-0-6-0-0-0, Sapp 6-0-6-0-0-0, Dw. Gordon 5-1-6-0-0-0, Edwards 5-0-5-0-1-0, Hendrix 4-1-5-0-0-0

TD	TD%	Int.	Int.%	Long	Sack/Lost	Rating
18	.043	13	.031	63t	20/187	76.7
5	.031	8	.050	56	13/109	59.6
23	.040	21	.036	63t	33/296	71.9
28	.044	22	.035	60	33/201	76.0



1995 FINAL STATISTICS

YEAR-BY-YEAR STATS

(9-7 Overall) Second AFC West - Bobby Ross
Home (5-3); Away (4-4); Postseason (0-1)

Date	W/L	Score	Opponent	Att.
09/03	L	7-17	at Oakland	50,323
09/10	W	14-10	Seattle †	54,420
09/17	W	27-21	at Philadelphia	63,081
09/24	W	17-6	Denver †	58,987
10/01	L	16-31	at Pittsburgh	57,012
10/09	L	23-29 OT	at Kansas City	79,288
10/15	L	9-23	Dallas †	62,664
10/22	W	35-25	at Seattle	45,821
11/05	L	14-24	Miami †	61,996
11/12	L	7-22	Kansas City †	59,285
11/19	L	27-30	at Denver	74,681
11/27	W	12-6	Oakland †	60,607
12/03	W	31-13	Cleveland †	56,358
12/09	W	28-25	Arizona †	55,258
12/17	W	27-24	at Indianapolis	55,318
12/23	W	27-17	at New York Giants	50,243
12/31	L	20-35	Indianapolis	61,182

AFC Wild Card Playoffs

Team Statistics	Chargers	Opponents
TOTAL FIRST DOWNS	314	313
Rushing	108	112
Passing	185	178
Penalty	21	23
Third Down: Made/Att.	95/214	90/214
Third Down Pct.	.428	.421
Fourth Down: Made/Att.	12/21	6/11
Fourth Down Pct.	.571	.545
TOTAL NET YARDS	5213	5074
Avg. Per Game	325.8	317.1
Total Plays	1051	1020
Avg. Per Play	5.0	5.0
NET YARDS RUSHING	1747	1691
Avg. Per Game	109.2	105.7
Total Rushes	479	441
NET YARDS PASSING	3466	3383
Avg. Per Game	216.6	211.4
Sacked/Yards Lost	32/240	36/222
Gross Yards	3706	3605
Attempts/Completions	540/318	543/321
Completion Pct.	.589	.591
Had Intercepted	18	17
PUNTS/AVERAGE	72/44.7	73/43.4
NET PUNTING AVG.	36.6	36.0
PENALTIES/YARDS	107/953	117/951
FUMBLES/BALL LOST	30/12	24/10
TOUCHDOWNS	37	35
Rushing	14	15
Passing	17	16
Returns	6	4
TIME OF POSSESSION	29:34	30:26

Score by Quarters	Q1	Q2	Q3	Q4	OT	PTS.
Chargers	49	102	69	101	0	321
Opponents	86	107	58	66	6	323

Scoring	TD	RU	PA	RT	PAT	FG	S	PTS.
Carney	0	0	0	0	32/33	21/26	0	95
Harmon	6	1	5	0	0/0	0/0	0	36
Martin	6	0	6	0	0/0	0/0	0	36
Means	5	5	0	0	0/0	0/0	0	30
Seay	3	0	3	0	0/0	0/0	0	20
Coleman	3	0	0	3	0/0	0/0	0	18
Culver	3	3	0	0	0/0	0/0	0	18
Hayden	3	3	0	0	0/0	0/0	0	18
Gayle	2	0	0	2	0/0	0/0	0	12
Jefferson	2	0	2	0	0/0	0/0	0	12
Fletcher	1	1	0	0	0/0	0/0	0	6
Humphries	1	1	0	0	0/0	0/0	0	6
Mitchell	1	0	1	0	0/0	0/0	0	6
Seau	1	0	0	1	0/0	0/0	0	6
R. Davis	0	0	0	0	0/0	0/0	1	2
Chargers	37	14	17	6	32/33	21/26	1	321
Opponents	35	15	16	4	28/29	27/32	0	323

2-Pt. Conversions: Chargers 1-4, Opponents 2-5

Sacks: O'Neal 12.5, Lee 8.0, R. Davis 3.5, R. Johnson 3.0, Mims 2.0, Parrella 2.0, Seau 2.0, Brandon 1.0, Dw. Gordon 1.0, G. Young 1.0, **Chargers 36.0**, Opponents 32.0

Rushing	No.	Yds.	Avg.	Long	TD
Means	186	730	3.9	36	5
Hayden	128	470	3.7	20	3
Harmon	51	187	3.7	48t	1
Culver	47	155	3.3	17	3
Fletcher	26	140	5.4	46	1
Humphries	33	53	1.6	18	1
Gilbert	6	11	1.8	8	0
Jefferson	2	1	0.5	11	0
Chargers	479	1747	3.6	48t	14
Opponents	441	1691	3.8	60	15

Receiving	No.	Yds.	Avg.	Long	TD
Martin	90	1224	13.6	51t	6
Harmon	62	662	10.7	44	5
Jefferson	48	621	12.9	45	2
Seay	45	537	11.9	38t	3
Pupunu	35	315	9.0	26	0
D. Young	9	90	10.0	22	0
Means	7	46	6.6	14	0
Hayden	5	53	10.6	16	0
Culver	5	21	4.2	12	0
Coleman	3	67	22.3	41	0
Mitchell	3	31	10.3	24	1
Fletcher	3	26	8.7	15	0
Ellison	1	6	6.0	6	0
Humphries	1	-4	-4.0	-4	0
Chargers	318	3706	11.7	51t	17
Opponents	321	3605	11.2	50	16

Interceptions	No.	Yds.	Avg.	Long	TD
Harrison	5	22	4.4	17	0
Harper	4	12	3.0	15	0
Gayle	2	99	49.5	99t	1
Clark	2	14	7.0	13	0
Seau	2	5	2.5	3	0
Shaw	1	31	31.0	31	0
Bush	1	0	0.0	0	0
Orlando	0	37	37.0	37	0
Chargers	17	220	12.9	99t	1
Opponents	18	164	9.1	63t	3

Punting	No.	Yds.	Avg.	Net	TB	I-20	Lg.	B
Bennett	72	3221	44.7	36.6	8	28	66	0
Chargers	72	3221	44.7	36.6	8	28	66	0
Opponents	73	3168	43.4	36.0	10	24	63	0

Punt Returns	Ret.	FC	Yds.	Avg.	Lg.	TD
Coleman	28	14	326	11.6	88t	1
Fletcher	3	1	12	4.0	11	0
Chargers	31	15	338	10.9	88t	1
Opponents	35	13	429	12.3	86t	1

Kickoff Returns	Ret.	Yds.	Avg.	Long	TD
Coleman	62	1411	22.8	92t	2
Fletcher	4	65	16.3	30	0
Harmon	4	25	6.3	9	0
Engel	0	1	1.0	1	0
Chargers	70	1502	21.5	92t	2
Opponents	63	1496	23.7	86	0

Field Goals	1-19	20-29	30-39	40-49	50+
Carney	0/0	8/8	10/11	3/5	0/2
Chargers	0/0	8/8	10/11	3/5	0/2
Opponents	0/0	8/8	10/12	7/10	2/2

Carney (42N) () (35G, 21G) (45G) (28G) (28G, 36G, 29G) () (25G) (33G, 39G) (45N) (29G, 32G) (39G, 24G, 51N, 28G, 38G) (31G) () (51N, 39N, 33G, 43G) (30G, 45G)

Defensive Tackles (solo-ast-total-pd-ff-fr): Seau 111-18-129-8-3-1, Orlando 72-15-87-6-1-0, Gayle 73-12-85-4-0-1, Harper 61-15-76-14-0-1, Gibson 55-14-69-0-0-0, Bush 46-10-56-1-2-1, Shaw 51-5-56-9-0-0, Davis 38-10-48-0-0-0, O'Neal 36-10-46-5-4-0, Lee 31-11-42-2-0-1, Mims 28-4-32-2-1-1, Clark 27-4-31-9-1-0, Young 23-3-26-0-0-0, Harrison 21-3-24-5-0-0, Gordon 18-2-20-0-0-0, Johnson 14-1-15-1-1-0, Parrella 9-3-12-1-0-0, Brandon 5-1-6-1-0-0, Barrie 2-0-2-0-0-0, Castie 2-0-2-1-0-0, Montreuil 0-0-0-1-0-0

Special Teams Tackles (solo-ast-total): Orlando 15-1-16, Fletcher 11-0-11, Young 11-0-11, Montreuil 10-1-11, Harrison 8-1-9, Gordon 7-0-7, Castle 6-0-6, Hendrix 6-0-6, Culver 5-0-5, Gibson 4-0-4, Shaw 4-0-4, Clark 2-2-4, Brandon 3-0-3, Binn 1-1-2, Bennett 1-0-1, Bush 1-0-1, Carney 1-0-1, May 1-0-1

Passing	Att.	Comp.	Yds.	Comp.%	Yds./Att.	TD	TD%	Int.	Int.%	Long	Sack/Lost	Rating
Humphries	478	282	3381	.590	7.07	17	.036	14	.029	51t	23/197	80.4
Gilbert	61	36	325	.590	5.33	0	.000	4	.066	41	9/43	46.1
Martin	1	0	0	.000	0.00	0	.000	0	.000	0	0/0	39.6
Chargers	540	318	3706	.589	6.86	17	.031	18	.033	51t	32/240	76.4
Opponents	543	321	3605	.591	6.64	16	.029	17	.031	50	36/222	75.8

1994 FINAL STATISTICS

YEAR-BY-YEAR STATS

(11-5 Overall) First AFC West - Bobby Ross Home (5-3); Away (6-2); Postseason (2-1)

Date	W/L	Score	Opponent	Att.
09/04	W	37-34	at Denver	74,032
09/11	W	27-10	Cincinnati	53,217
09/18	W	24-10	at Seattle	65,536
09/25	W	26-24	at L.A. Raiders	55,385
10/09	W	20-6	Kansas City †	62,923
10/16	W	36-22	at New Orleans	50,565
10/23	L	15-20	Denver †	61,626
10/30	W	35-15	Seattle †	59,001
11/06	L	9-10	at Atlanta	59,217
11/13	W	14-13	at Kansas City	76,997
11/20	L	17-23	at New England	59,690
11/27	W	31-17	L.A. Rams †	59,579
12/05	L	17-24	L.A. Raiders †	63,012
12/11	L	15-38	San Francisco †	62,105
12/18	W	21-6	at New York Jets	48,213
12/24	W	37-34	Pittsburgh †	58,379

AFC Divisional Playoffs

01/08	W	22-21	Miami	63,381
-------	---	-------	-------	--------

AFC Championship Game

01/15	W	17-13	at Pittsburgh	61,545
-------	---	-------	---------------	--------

Super Bowl XXIX (Miami, Fla.)

01/29	L	26-49	San Francisco	74,107
-------	---	-------	---------------	--------

Team Statistics

	Chargers	Opponents
TOTAL FIRST DOWNS	311	308
Rushing	102	89
Passing	181	191
Penalty	28	28
Third Down: Made/Att.	88/223	77/210
Third Down Pct.	.395	.367
Fourth Down: Made/Att.	10/17	13/25
Fourth Down Pct.	.588	.520
TOTAL NET YARDS	5220	5062
Avg. Per Game	326.3	316.4
Total Plays	1033	1005
Avg. Per Play	5.1	5.0
NET YARDS RUSHING	1852	1404
Avg. Per Game	115.8	87.8
Total Rushes	482	385
NET YARDS PASSING	3368	3658
Avg. Per Game	210.5	228.6
Sacked/Yards Lost	29/251	43/253
Gross Yards	3619	3911
Attempts/Completions	522/305	577/363
Completion Pct.	.584	.629
Had Intercepted	14	17
PUNTS/AVERAGE	72/41.0	76/43.3
NET PUNTING AVG.	35.0	36.0
PENALTIES/YARDS	96/875	109/989
FUMBLES/BALL LOST	19/9	29/15
TOUCHDOWNS	40	34
Rushing	13	11
Passing	20	20
Returns	7	3
TIME OF POSSESSION	30:19	29:41

Score by Quarters

	Q1	Q2	Q3	Q4	OT	PTS.
Chargers	52	134	95	100	0	381
Opponents	51	104	46	105	0	306

Scoring

	TD	RU	PA	RT	PAT	FG	S	PTS.
Carney	0	0	0	0	33/33	34/38	0	135
Means	12	12	0	0	0/0	0/0	0	72
Martin	7	0	7	0	0/0	0/0	0	42
Seay	6	0	6	0	0/0	0/0	0	36
Harmon	2	1	1	0	0/0	0/0	0	18
Jefferson	3	0	3	0	0/0	0/0	0	18
Coleman	2	0	0	2	0/0	0/0	0	12
Gordon	2	0	0	2	0/0	0/0	0	12
Pupunu	2	0	2	0	0/0	0/0	0	12
Richard	2	0	0	2	0/0	0/0	0	12
Vanhorse	1	0	0	1	0/0	0/0	0	6
D. Young	1	0	1	0	0/0	0/0	0	6
Chargers	40	13	20	7	33/33	34/38	0	381
Opponents	34	11	20	3	30/30	22/27	0	306

2-Pt. Conversions: Chargers 3-7, Opponents 3-4

Sacks: O'Neal 12.5, Mims 11.0, Lee 6.5, Seau 5.5, White 2.0, Johnson 1.5, Parrella 1.0, L. Young 1.0, R. Davis 0.5, L. Miller 0.5, Chargers 43.0, Opponents 29.0

Passing	Att.	Comp.	Yds.	Comp.%	Yds./Att.	TD	TD%	Int.	Int.%	Long	Sack/Lost	Rating
Humphries	453	264	3209	.583	7.08	17	.038	12	.026	99t	25/223	81.6
Gilbert	67	41	410	.612	6.12	3	.045	1	.015	26	4/28	87.3
Martin	1	0	0	.000	0.00	0	.000	1	100.0	0	0/0	0.0
Means	1	0	0	.000	0.00	0	.000	0	.000	0	0/0	39.6
Chargers	522	305	3619	.584	6.93	20	.038	14	.027	99t	29/251	81.3
Opponents	577	363	3911	.629	6.78	20	.035	17	.029	28t	43/253	82.0

Rushing	No.	Yds.	Avg.	Long	TD
Means	343	1350	3.9	25	12
Bieniemy	73	295	4.0	36	0
Harmon	25	94	3.8	15t	1
Culver	8	63	7.9	22	0
Jefferson	3	40	13.3	22	0
Humphries	19	19	1.0	8	0
Hendrickson	1	3	3.0	3	0
Gilbert	8	-3	-4	5	0
Martin	2	-9	-4.5	4	0
Chargers	482	1852	3.8	36	13
Opponents	385	1404	3.6	24	11

Receiving	No.	Yds.	Avg.	Long	TD
Seay	58	645	11.1	49t	6
Harmon	58	615	10.6	35	1
Martin	50	885	17.7	99t	7
Jefferson	43	627	14.6	52t	3
Means	39	235	6.0	22	0
Pupunu	21	214	10.2	25	2
D. Young	17	217	12.8	31	1
Mitchell	11	105	9.5	36	0
Bieniemy	5	48	9.6	25	0
May	2	22	11.0	18	0
Barnes	1	6	6.0	6	0
Chargers	305	3619	11.9	99t	20
Opponents	363	3911	10.8	84t	20

Interceptions	No.	Yds.	Avg.	Long	TD
Richard	4	224	56.0	99t	2
Gordon	4	32	8.0	23	0
Carrington	3	51	17.0	32	0
Harper	3	28	9.3	15	0
Vanhorse	2	56	28.0	50t	1
Griggs	1	11	11.0	11	0
Chargers	17	402	23.6	99t	3
Opponents	14	233	16.6	90t	2

Punting	No.	Yds.	Avg.	Net	TB	I-20	Lg.	B
Wagner	65	2705	41.6	35.3	3	20	59	0
Kidd TM	7	246	35.1	32.3	1	1	53	0
Chargers	72	2951	41.0	35.0	4	21	59	0
Opponents	76	3290	43.3	36.0	4	19	62	0

Punt Returns	Ret.	FC	Yds.	Avg.	Lg.	TD
Gordon	36	19	475	13.2	90t	2
Chargers	36	19	475	13.2	90t	2
Opponents	38	14	348	9.2	44	0

Kickoff Returns	Ret.	Yds.	Avg.	Long	TD
Coleman	49	1293	26.4	90t	2
Harmon	9	157	17.4	25	0
Martin	8	167	20.9	29	0
Mitchell	1	18	18.0	18	0
Parker	1	1	1.0	1	0
Chargers	68	1636	24.1	90t	2
Opponents	79	1740	22.0	93t	1

Field Goals	1-19	20-29	30-39	40-49	50+
Carney	0/0	12/12	15/15	5/9	2/2
Chargers	0/0	12/12	15/15	5/9	2/2
Opponents	1/1	10/10	7/8	3/6	1/2
Carney (27G) (37G, 20G) (36G, 48N) (38G, 24G, 27G, 33G) (23G, 32G) (49G, 31G, 29G, 29G, 28G) (22G, 39G, 37G, 26G, 44G) (25G, 39G) (50G, 33G, 49G, 47N) (1) (48N, 34G) (31G, 48G, 37G) (24G) (50G, 42N) (1) (37G, 40G, 32G)					

Defensive Tackles (solo-ast-total-pd-ff-fr): Seau 124-31-155-3-1-3, Gordon 75-14-89-8-0-2, Carrington 68-20-88-7-1-2, Richard 69-10-79-7-2-0, Griggs 58-14-72-2-0-0, Gibson 50-18-68-3-0-0, Harper 56-10-66-14-0-0, O'Neal 47-13-60-4-2-1, Mims 35-6-41-4-1-2, Lee 30-9-39-1-1-1, Davis 21-9-30-0-1-0, Vanhorse 23-5-28-3-0-0, Young 14-5-19-1-0-0, Clark 9-2-11-0-0-0, Castle 8-2-10-2-0-0, Parrella 6-2-8-1-0-0, Johnson 4-2-6-0-0-0, White 4-1-5-0-1-0, Hendrickson 2-0-2-0-0-0, Bush 2-0-2-0-0-0, Miller 1-1-2-0-0-0, Winter 1-0-1-1-0-1

Special Teams Tackles (solo-ast-total): Harrison 17-3-20, Richard 13-2-15, Bush 11-1-12, Castle 11-0-11, Miller 11-0-11, Coleman 8-2-10, Vanhorse 8-0-8, Binn 6-1-7, Hendrickson 5-1-6, Bieniemy 3-1-4, Young 3-0-3, Clark 1-2-3, Carney 2-0-2, Griggs 2-0-2, Carrington 1-0-1, Culver 1-0-1, May 1-0-1, O'Neal 1-0-1, Wagner 1-0-1, Mitchell 0-1-1



1993 FINAL STATISTICS

YEAR-BY-YEAR STATS

(8-8 Overall) Fourth AFC West - Bobby Ross
Home (4-4); Away (4-4)

Date	W/L	Score	Opponent	Att.
09/05	W	18-12	Seattle †	58,039
09/12	L	17-34	at Denver	75,074
09/19	W	18-17	Houston	58,519
10/03	L	14-31	at Seattle	54,778
10/10	L	3-16	at Pittsburgh	55,264
10/17	L	14-17	Kansas City †	60,729
10/31	W	30-23	at L.A. Raiders	45,122
11/07	W	30-17	at Minnesota	55,527
11/14	L	13-16	Chicago †	58,459
11/21	L	7-12	L.A. Raiders †	60,615
11/29	W	31-0	at Indianapolis	54,110
12/05	W	13-10	Denver †	60,233
12/12	L	13-20	Green Bay †	57,930
12/19	L	24-28	at Kansas City	74,778
12/27	W	45-20	Miami †	60,311
01/02	W	32-17	at Tampa Bay	35,587

Team Statistics	Chargers	Opponents
TOTAL FIRST DOWNS	313	299
Rushing	120	86
Passing	171	192
Penalty	22	21
Third Down: Made/Att.	89/224	83/210
Third Down Pct.	.397	.395
Fourth Down: Made/Att.	6/15	4/8
Fourth Down Pct.	.400	.500
TOTAL NET YARDS	4967	5066
Avg. Per Game	310.4	316.6
Total Plays	1050	1002
Avg. Per Play	4.7	5.1
NET YARDS RUSHING	1824	1314
Avg. Per Game	114.0	82.1
Total Rushes	455	414
NET YARDS PASSING	3143	3752
Avg. Per Game	196.4	234.5
Sacked/Yards Lost	32/240	32/206
Gross Yards	3383	3958
Attempts/Completions	563/301	556/329
Completion Pct.	.535	.592
Had Intercepted	14	22
PUNTS/AVERAGE	74/42.3	72/42.1
NET PUNTING AVG.	36.4	35.5
PENALTIES/YARDS	87/699	94/724
FUMBLES/BALL LOST	13/5	19/12
TOUCHDOWNS	33	30
Rushing	14	10
Passing	18	17
Returns	1	3
TIME OF POSSESSION	29:52	30:08

Score by Quarters	Q1	Q2	Q3	Q4	OT	PTS.
Chargers	66	76	67	113	0	322
Opponents	50	102	83	55	0	290

Scoring	TD	RU	PA	RT	PAT	FG	S	PTS.
Carney	0	0	0	0	31/33	31/40	0	124
Means	8	8	0	0	0/0	0/0	0	48
A. Miller	7	0	7	0	0/0	0/0	0	42
Butts	4	4	0	0	0/0	0/0	0	24
Lewis	4	0	4	0	0/0	0/0	0	24
Harmon	2	0	2	0	0/0	0/0	0	12
Jefferson	2	0	2	0	0/0	0/0	0	12
Young	2	0	2	0	0/0	0/0	0	12
Bieniemy	1	1	0	0	0/0	0/0	0	6
Frank	1	0	0	1	0/0	0/0	0	6
Kidd	1	1	0	0	0/0	0/0	0	6
Walker	1	0	1	0	0/0	0/0	0	6
Chargers	33	14	18	1	31/33	31/40	0	322
Opponents	30	10	17	3	30/30	26/33	1	290

2-Pt. Conversions: Chargers 0-0, Opponents 0-0

Sacks: O'Neal 12.0, Mims 7.0, Grossman 4.5, Lee 3.0, Richard 2.0, B. Winter 2.0, Carrington 1.0, Pope 0.5, **Chargers 32.0**, Opponents 32.0

Special Teams Tackles (solo-ast-total): Bush 12-1-13, Hendrickson 7-3-10, Fields 7-0-7, Vanhorse 7-0-7, Pope 6-1-7, Carrington 6-0-6, Fuller 6-0-6, Plummer 6-0-6, Richard 6-0-6, Gordon 5-0-5, Anno 4-1-5, Crews 3-0-3, May 3-0-3, Castle 2-1-3, Miller 2-1-3, Pupunu 2-1-3, Frank 2-0-2, Whitley 2-0-2, Brady 1-0-1, Carney 1-0-1, Dyal 1-0-1, Harmon 1-0-1, Johnson 1-0-1

Passing	Att.	Comp.	Yds.	Comp.%	Yds./Att.
Humphries	324	173	1981	.534	6.11
Friesz	238	128	1402	.538	5.89
Means	1	0	0	.000	0.00
Chargers	563	301	3383	.535	6.01
Opponents	556	329	3958	.592	7.12

Rushing	No.	Yds.	Avg.	Long	TD
Butts	185	746	4.0	27	4
Means	160	645	4.0	65t	8
Harmon	46	216	4.7	19	0
Bieniemy	33	135	4.1	12	1
Jefferson	3	53	10.6	33	0
Humphries	8	37	4.6	27	0
Friesz	10	3	0.3	2	0
Lewis	3	2	0.7	7	0
Hendrickson	1	0	0.0	0	0
A. Miller	1	0	0.0	0	0
Kidd	3	-13	-4.3	2t	1
Chargers	455	1824	4.0	65t	14
Opponents	414	1314	3.2	19	10

Receiving	No.	Yds.	Avg.	Long	TD
A. Miller	84	1162	13.8	66t	7
Harmon	73	671	9.2	37	2
Lewis	38	463	12.2	47	4
Jefferson	30	391	13.0	39t	2
Walker	21	212	10.1	25t	1
Butts	15	105	7.0	23	0
Pupunu	13	142	10.9	28	0
Barnes	10	137	13.7	21	0
Means	10	59	5.9	11	0
Young	6	41	6.8	12t	2
Bieniemy	1	0	0.0	0	0
Chargers	301	3383	11.2	66t	18
Opponents	329	3958	12.0	71t	17

Interceptions	No.	Yds.	Avg.	Long	TD
Carrington	7	104	14.9	28	0
Frank	3	119	39.7	102t	1
Seau	2	58	29.0	42	0
Pope	2	14	7.0	12	0
Plummer	2	7	3.5	6	0
Vanhorse	2	0	0.0	0	0
Hendrickson	1	16	16.0	16	0
Gordon	1	3	3.0	3	0
Davis	1	0	0.0	0	0
Richard	1	-2	-2.0	-2	0
Chargers	22	319	14.5	102t	1
Opponents	14	271	19.4	68	2

Punting	No.	Yds.	Avg.	Net	TB	I-20	Lg.	B
Kidd	57	2431	42.6	35.9	7	16	67	0
Sullivan TM	13	541	41.6	39.1	0	3	50	0
Carney	4	155	38.8	34.8	0	1	46	0
Chargers	74	3127	42.3	36.4	7	20	67	0
Opponents	72	3031	42.1	35.5	3	23	77	0

Punt Returns	Ret.	FC	Yds.	Avg.	Lg.	TD
Gordon	31	15	395	12.7	54	0
Lewis	3	2	17	5.7	7	0
Chargers	34	17	412	12.1	54	0
Opponents	36	21	292	8.1	30	0

Kickoff Returns	Ret.	Yds.	Avg.	Long	TD
Lewis	33	684	20.7	60	0
Bieniemy	7	110	15.7	18	0
Hendrickson	2	25	12.5	13	0
Means	2	22	11.0	14	0
A. Miller	2	42	21.0	29	0
Harmon	1	18	18.0	18	0
Chargers	47	901	19.2	60	0
Opponents	64	1063	16.6	48	0

Field Goals	1-19	20-29	30-39	40-49	50+
Carney	1/1	7/7	14/17	7/12	2/3
Chargers	1/1	7/7	14/17	7/12	2/3
Opponents	0/0	10/10	11/13	1/3	4/7

Carney (26G, 44G, 51G, 32G, 51G, 19G) (30G) (34G, 34G, 27G, 27G, 36G, 27G) (48N) (33G) (46B, 31B) (45G, 36G, 38G) (36G, 37N) (28G, 30B, 26G, 40N) () (36G) (56N, 47N, 27G, 34G) (47G, 43G) (38G) (32G, 49N) (48G, 38G, 43G, 45G)

Defensive Tackles (solo-ast-total-pd-ff-fr): Seau 108-21-129-11-1-1, Plummer 78-15-93-1-2-0, Carrington 67-12-79-14-0-1, Richard 69-8-77-5-1-0, Frank 65-8-73-12-0-0, O'Neal 49-7-56-6-2-1, Lee 36-9-45-0-0-1, Vanhorse 36-6-42-2-0-0, Gordon 40-1-41-5-0-1, Pope 32-6-38-4-1-0, Mims 28-4-32-0-2-2, Winter 25-7-32-0-0-1, Hendrickson 23-5-28-0-0-1, Grossman 16-7-23-4-0-1, Williams 14-4-18-0-0-0, Fuller 8-0-8-3-0-0, Davis 4-0-4-1-0-0, Fields 2-1-3-0-0-0, Bush 1-1-2-0-0-0, Crews 1-0-1-0-0-0, White 1-0-1-0-0-0, Castle 0-1-1-0-0-0, Johnson 0-1-1-0-0-0

TD	TD%	Int.	Int.%	Long	Sack/Lost	Rating
12	.037	10	.031	48t	18/142	71.5
6	.025	4	.017	66t	14/98	72.8
0	.000	0	.000	0	0/0	39.6
18	.032	14	.025	66t	32/240	72.0
17	.031	22	.040	71t	32/206	74.8

1992 FINAL STATISTICS

YEAR-BY-YEAR STATS

(11-5 Overall) First AFC West - Bobby Ross
Home (6-2); Away (5-3); Postseason (1-1)

Date	W/L	Score	Opponent	Att.
09/06	L	10-24	Kansas City	45,024
09/13	L	13-21	at Denver	74,367
09/20	L	6-23	Pittsburgh	46,127
09/27	L	0-27	at Houston	57,491
10/04	W	17-6	Seattle	36,783
10/18	W	34-14	at Indianapolis	48,552
10/25	W	24-21	Denver	53,576
11/01	W	26-0	Indianapolis	40,324
11/08	L	14-16	at Kansas City	72,826
11/15	W	14-13	at Cleveland	58,396
11/22	W	29-14	Tampa Bay	43,197
11/29	W	27-3	L.A. Raiders †	59,894
12/06	W	27-21	at Phoenix	26,880
12/13	W	27-10	Cincinnati	50,579
12/20	W	36-14	at L.A. Raiders	40,152
12/27	W	31-14	at Seattle	49,324

AFC Wild Card Playoffs

01/02	W	17-0	Kansas City	60,681
-------	---	------	-------------	--------

AFC Divisional Playoffs

01/10	L	0-31	at Miami	71,224
-------	---	------	----------	--------

Team Statistics

	Chargers	Opponents
TOTAL FIRST DOWNS	302	250
Rushing	118	80
Passing	161	157
Penalty	23	13
Third Down: Made/Att.	87/221	73/200
Third Down Pct.	.394	.365
Fourth Down: Made/Att.	6/13	3/12
Fourth Down Pct.	.462	.250
TOTAL NET YARDS	5221	4227
Avg. Per Game	326.3	264.2
Total Plays	1018	907
Avg. Per Play	5.1	4.7
NET YARDS RUSHING	1875	1395
Avg. Per Game	117.2	87.2
Total Rushes	489	365
NET YARDS PASSING	3346	2832
Avg. Per Game	209.1	177.0
Sacked/Yards Lost	33/268	51/356
Gross Yards	3614	3188
Attempts/Completions	496/282	491/271
Completion Pct.	.569	.552
Had Intercepted	21	25
PUNTS/AVERAGE	68/42.6	80/44.6
NET PUNTING AVG.	36.4	38.1
PENALTIES/YARDS	91/813	98/798
FUMBLES/BALL LOST	26/12	18/11
TOUCHDOWNS	36	29
Rushing	18	10
Passing	16	17
Returns	2	2
TIME OF POSSESSION	32:03	27:57

Score by Quarters

	Q1	Q2	Q3	Q4	OT	PTS.
Chargers	69	92	12	102	0	335
Opponents	62	46	59	74	0	241

Scoring

	TD	RU	PA	RT	PAT	FG	S	PTS.
Carney	0	0	0	0	35/35	26/32	0	113
Miller	8	0	7	1	0/0	0/0	0	48
Bernstine	4	4	0	0	0/0	0/0	0	24
Butts	4	4	0	0	0/0	0/0	0	24
Harmon	4	3	1	0	0/0	0/0	0	24
Humphries	4	4	0	0	0/0	0/0	0	24
Lewis	4	0	4	0	0/0	0/0	0	24
Bieniemy	3	3	0	0	0/0	0/0	0	18
Jefferson	2	0	2	0	0/0	0/0	0	12
Walker	2	0	2	0	0/0	0/0	0	12
Carrington	1	0	0	1	0/0	0/0	0	6
Grossman	0	0	0	0	0/0	0/0	2	4
Mims	0	0	0	0	0/0	0/0	1	2
Chargers	36	18	16	2	35/35	26/32	3	335
Opponents	29	10	17	2	28/29	13/16	0	241

2-Pt. Conversions: Chargers 0-0, Opponents 0-0

Sacks: O'Neal 17.0, Mims 10.0, Grossman 8.0, B. Winter 6.0, Seau 4.5, Thornton 2.0, D. Hall 1.0, Rolling 1.0, White 1.0, Lee 0.5, **Chargers 51.0**, Opponents 33.0

Passing	Att.	Comp.	Yds.	Comp.%	Yds./Att.
Humphries	454	263	3356	.579	7.39
Gagliano	42	19	258	.452	6.14
Chargers	496	282	3614	.569	7.29
Opponents	491	271	3188	.552	6.49

Rushing	No.	Yds.	Avg.	Long	TD
Butts	218	809	3.7	22	4
Bernstine	106	499	4.7	25t	4
Bieniemy	74	264	3.6	21	3
Harmon	55	235	4.3	33	3
Humphries	28	79	2.8	25	4
Lewis	2	7	3.5	4	0
Miller	1	-1	-1.0	-1	0
Gagliano	3	-4	-1.3	0	0
Kidd	2	-13	-6.5	0	0
Chargers	489	1875	3.8	33	18
Opponents	365	1395	3.8	52	10

Receiving	No.	Yds.	Avg.	Long	TD
Harmon	79	914	11.6	55	1
Miller	72	1060	14.7	67t	7
Lewis	34	580	17.1	62	4
Walker	34	393	11.6	59	2
Jefferson	29	377	13.0	51	2
Brennan TM	3	22	7.3	12	0
Bernstine	12	86	7.2	16	0
Butts	9	73	8.1	22	0
Bieniemy	5	49	9.8	25	0
Young	4	45	11.3	14	0
Claiborne	1	15	15.0	15	0
Chargers	282	3614	12.8	67t	16
Opponents	271	3188	11.8	83t	17

Interceptions	No.	Yds.	Avg.	Long	TD
Carrington	6	152	25.3	69	1
Byrd	4	88	22.0	44	0
Frank	4	37	9.3	33	0
Richard	3	26	8.7	20	0
Seau	2	51	25.5	29	0
Plummer	2	40	20.0	38	0
Blaylock	2	0	0.0	0	0
Vanhorse	1	11	11.0	11	0
Fields	1	0	0.0	0	0
Chargers	25	405	16.2	69	1
Opponents	21	241	11.5	99t	1

Punting	No.	Yds.	Avg.	Net	TB	I-20	Lg.	B
Kidd	68	2899	42.6	36.4	9	22	65	0
Chargers	68	2899	42.6	36.4	9	22	65	0
Opponents	80	3565	44.6	38.1	8	18	62	0

Punt Returns	Ret.	FC	Yds.	Avg.	Lg.	TD
Bieniemy	30	3	229	7.6	21	0
Lewis	13	5	127	9.8	25	0
Brennan TM	1	1	3	3.0	3	0
Chargers	44	12	359	8.2	25	0
Opponents	24	19	244	10.0	46t	1

Kickoff Returns	Ret.	Yds.	Avg.	Long	TD
Lewis	19	402	21.2	62	0
Bieniemy	15	257	17.1	30	0
Harmon	7	96	13.7	30	0
Hendrickson	2	14	7.0	8	0
Brennan TM	1	10	10.0	10	0
Miller	1	33	33.0	33	0
Chargers	45	812	18.0	62	0
Opponents	54	962	17.8	52	0

Field Goals	1-19	20-29	30-39	40-49	50+
Carney	0/0	13/14	5/7	7/8	1/3
Chargers	0/0	13/14	5/7	7/8	1/3
Opponents	0/0	4/5	4/5	5/6	0/0

Carney (45G) (37B, 20G, 27G) (24G, 43G, 25N) (1) (49G, 34N, 51N) (23G, 27G) (52N, 37G) (33G) (1) (48B) (28G, 31G) (27G, 21G) (50G, 43G) (21G, 48G) (42G, 23G, 25G, 28G, 23G) (31G, 38G, 47G)

Defensive Tackles (solo-ast-total-pd-ff-fr): Seau 79-23-102-10-1-1, Richard 59-20-79-3-0-1, O'Neal 68-10-78-4-0-1, Mims 41-12-53-4-1-1, Plummer 41-12-53-2-1-1, Vanhorse 43-7-50-11-0-0, Byrd 45-4-49-20-1-2, Rolling 42-7-49-1-2-1, Carrington 42-5-47-8-2-0, Grossman 41-5-46-1-0-0, Winter 32-9-41-2-0-0, Blaylock 33-4-37-6-0-0, Thornton 21-8-29-0-0-1, Frank 26-3-29-8-0-0, Hall 22-4-26-5-2-0, Fields 19-6-25-3-0-0, Hendrickson 7-4-11-0-0-0, Lee 5-2-7-0-1-1, Murphy 1-1-2-0-0-0, Savage 1-0-1-0-0-0, White 1-0-1-0-0-0

Special Teams Tackles (solo-ast-total): Hendrickson 10-2-12, Marve 7-2-9, Frank 7-1-8, May 5-3-8, Richard 7-0-7, Carrington 6-0-6, Plummer 3-2-5, Vanhorse 3-2-5, Hall 3-1-4, Murphy 3-1-4, Jefferson 3-0-3, Pope 2-1-3, Brennan 2-0-2, Fields 2-0-2, Anno 2-0-2, Bieniemy 1-0-1, Carney 1-0-1, Harmon 1-0-1, Kidd 1-0-1

TD	TD%	Int.	Int.%	Long	Sack/Lost	Rating
16	.035	18	.040	67t	28/218	76.4
0	.000	3	.071	55	5/50	35.6
16	.032	21	.042	67t	33/268	72.9
17	.035	25	.051	83t	51/356	65.5



1991 FINAL STATISTICS

YEAR-BY-YEAR STATS

(4-12 Overall) Fifth AFC West - Dan Henning
Home (3-5); Away (1-7)

Date	W/L	Score	Opponent	Att.
09/01	L	20-26	at Pittsburgh	55,848
09/08	L	14-34	at San Francisco	60,753
09/15	L	10-13	Atlanta	44,804
09/22	L	19-27	at Denver	73,258
09/29	L	13-14	Kansas City	44,907
10/06	W	21-13	at L.A. Raiders	42,787
10/13	L	24-30	at L.A. Rams	47,433
10/20	L	24-30 OT	Cleveland	48,440
10/27	L	9-20	at Seattle	58,025
11/10	W	17-14	Seattle	43,597
11/17	W	24-21	New Orleans	48,420
11/24	L	3-24	at New York Jets	59,025
12/01	L	7-9	L.A. Raiders †	56,780
12/08	L	17-20 OT	at Kansas City	73,330
12/15	W	38-30	Miami	47,731
12/22	L	14-17	Denver	51,449

Team Statistics	Chargers	Opponents
TOTAL FIRST DOWNS	285	292
Rushing	114	94
Passing	155	181
Penalty	16	17
Third Down: Made/Att.	76/217	68/189
Third Down Pct.	.350	.360
Fourth Down: Made/Att.	13/25	6/8
Fourth Down Pct.	.520	.750
TOTAL NET YARDS	4995	5111
Avg. Per Game	312.2	319.4
Total Plays	1010	961
Avg. Per Play	4.9	5.3
NET YARDS RUSHING	2248	1666
Avg. Per Game	140.5	104.1
Total Rushes	464	430
NET YARDS PASSING	2747	3445
Avg. Per Game	171.7	215.3
Sacked/Yards Lost	35/236	28/183
Gross Yards	2983	3628
Attempts/Completions	511/272	503/300
Completion Pct.	.532	.596
Had Intercepted	16	19
PUNTS/AVERAGE	77/39.8	76/40.3
NET PUNTING AVG.	34.8	35.2
PENALTIES/YARDS	96/799	87/718
FUMBLES/BALL LOST	24/12	22/9
TOUCHDOWNS	31	39
Rushing	16	15
Passing	13	22
Returns	2	2
TIME OF POSSESSION	30:02	29:59

Score by Quarters	Q1	Q2	Q3	Q4	OT	PTS.
Chargers	41	95	37	101	0	274
Opponents	63	97	73	100	9	342

Scoring	TD	RU	PA	RT	PAT	FG	S	PTS.
Carney	0	0	0	0	31/31	19/29	0	88
Bernstine	8	8	0	0	0/0	0/0	0	48
Butts	7	6	1	0	0/0	0/0	0	42
Lewis	4	0	3	1	0/0	0/0	0	24
McEwen	3	0	3	0	0/0	0/0	0	18
Miller	3	0	3	0	0/0	0/0	0	18
Harmon	2	1	1	0	0/0	0/0	0	12
Hendrickson	2	1	1	0	0/0	0/0	0	12
Frank	1	0	0	1	0/0	0/0	0	6
Jefferson	1	0	1	0	0/0	0/0	0	6
Chargers	31	16	13	2	31/31	19/29	0	274
Opponents	39	15	22	2	37/38	23/29	1	342

2-Pt. Conversions: Chargers 0-0, Opponents 0-0

Sacks: O'Neal 9.0, Seau 7.0, Grossman 5.5, Benson 1.0, Elder 1.0, Phillips 1.0, Plummer 1.0, Rolling 1.0, Shelton 1.0, Hinkle 0.5, **Chargers 28.0**, Opponents 35.0

Special Teams Tackles (solo-ast-total): Carrington 16-3-19, Clark 12-1-13, Hendrickson 9-3-12, Frank 9-0-9, Elder 8-1-9, Butts 6-0-6, Thaxton 5-1-6, Harmon 4-1-5, Bayless 3-0-3, Kirk 3-0-3, Plummer 2-0-2, Bieniemy 1-0-1, Mack 1-0-1, Rodenhauer 1-0-1, Fields 0-1-1

Rushing	No.	Yds.	Avg.	Long	TD
Butts	193	834	4.3	44	6
Bernstine	159	766	4.8	63t	8
Harmon	89	544	6.1	33	1
Jefferson	1	27	27.0	27	0
Gagliano	3	19	6.3	16	0
Friesz	10	18	1.8	11	0
Bieniemy	3	17	5.7	15	0
Lewis	3	10	3.3	9	0
Samuels	2	10	5.0	6	0
Hendrickson	1	3	3.0	3t	1
Chargers	464	2248	4.8	63t	16
Opponents	430	1666	3.9	63t	15

Receiving	No.	Yds.	Avg.	Long	TD
Harmon	59	555	9.4	36	1
Miller	44	649	14.8	58	3
Lewis	42	554	13.2	49t	3
McEwen	37	399	10.8	30	3
Taylor	24	218	9.1	27	0
Walker	20	134	6.7	14	0
Jefferson	12	125	10.4	29	1
Bernstine	11	124	11.3	25	0
Butts	10	91	9.1	46	1
Cox TM	5	53	10.6	19	0
Hendrickson	4	36	9.0	20	1
Samuels	2	33	16.5	29	0
Young	2	12	6.0	6	0
Chargers	272	2983	11.0	58	13
Opponents	300	3628	12.1	89t	22

Interceptions	No.	Yds.	Avg.	Long	TD
Byrd	6	48	8.0	22	0
Carrington	3	30	10.0	19	0
Rolling	2	54	27.0	47	0
Richard	2	5	2.5	3	0
Smith	2	0	0.0	0	0
Frank	1	71	71.0	71t	1
Shelton	1	19	19.0	19	0
Bayless	1	0	0.0	0	0
Elder	1	0	0.0	0	0
Chargers	19	227	11.9	71t	1
Opponents	16	183	11.4	49	1

Punting	No.	Yds.	Avg.	Net	TB	I-20	Lg.	B
Kidd	76	3064	40.3	34.8	6	22	60	1
Chargers	77	3064	39.8	34.8	6	22	60	1
Opponents	76	3064	40.3	35.2	3	18	60	0

Punt Returns	Ret.	FC	Yds.	Avg.	Lg.	TD
Taylor	28	18	269	9.6	48	0
Lewis	5	5	59	11.8	26	0
Byrd	0	2	0	0.0	0	0
Chargers	33	25	328	9.9	48	0
Opponents	32	25	267	8.3	32	0

Kickoff Returns	Ret.	Yds.	Avg.	Long	TD
Elder	27	535	19.8	42	0
Lewis	23	578	25.1	95t	1
Harmon	2	25	12.5	14	0
Benson	1	2	2.0	2	0
Bernstine	1	7	7.0	7	0
Butts	1	0	0.0	0	0
Carrington	0	24	—	24	0
Chargers	55	1171	21.3	95t	1
Opponents	52	1034	19.9	76	0

Field Goals	1-19	20-29	30-39	40-49	50+
Carney	1/1	6/6	6/8	4/10	2/4
Chargers	1/1	6/6	6/8	4/10	2/4
Opponents	2/2	6/6	11/13	1/4	3/4

Carney (36N, 48G, 35G) () (53N, 47N, 39G, 47N) (41G, 43G, 43G, 36G) (36N, 26G, 37G) () (27G) (27G, 48N) (29G, 24G, 56N, 36G) (54G) (19G) (53G, 46N) (44B) (47N, 27G) (35G) ()

Defensive Tackles (solo-ast-total-pd-ff-fr): Seau 111-18-129-2-0-0, Plummer 88-23-111-0-1-1, O'Neal 63-5-68-1-2-0, Rolling 52-11-63-5-0-1, Richard 50-9-59-3-1-0, Grossman 47-10-57-0-1-1, Bayless 46-11-57-6-2-1, Seale 47-5-52-8-1-0, Frank 40-1-41-6-0-0, Byrd 33-6-39-16-1-0, Phillips 32-4-36-2-2-1, Hinkle 28-4-32-0-2-1, Shelton 23-3-26-1-0-0, Smith 17-6-23-3-2-1, Elder 20-2-22-3-0-0, Thornton 16-2-18-1-0-0, Carrington 17-0-17-7-0-0, Thaxton 4-0-4-0-0-0, Benson 3-1-4-0-0-0, Mack 3-1-4-1-0-0, McClendon 1-0-1-0-0-0

Passing	Att.	Comp.	Yds.	Comp.%	Yds./Att.	TD	TD%	Int.	Int.%	Long	Sack/Lost	Rating
Friesz	487	262	2896	.538	5.95	12	.025	15	.031	58	32/214	67.1
Gagliano	23	9	76	.391	3.30	0	.000	1	.043	17	3/22	30.3
Bernstine	1	1	11	100.0	11.00	1	100.0	0	.000	11t	0/0	152.1
Chargers	511	272	2983	.532	5.84	13	.025	16	.031	58	35/236	66.2
Opponents	503	300	3628	.596	7.21	22	.044	19	.038	89t	28/183	80.7

1986 FINAL STATISTICS

YEAR-BY-YEAR STATS

(4-12 Overall) Fifth AFC West - Don Coryell (1-7);
Home (2-6); Away (2-6)

Date	W/L	Score	Opponent	Att.
09/07	W	50-28	Miami †	57,726
09/14	L	7-20	at New York Giants	74,921
09/21	L	27-30	Washington	57,853
09/28	L	13-17	at L.A. Raiders	63,153
10/06	L	7-33	at Seattle	63,207
10/12	L	14-31	Denver †	55,662
10/19	L	41-42	at Kansas City	55,767
10/26	L	7-23	at Philadelphia	41,469
11/02	L	23-24	Kansas City	48,518
11/09	W	9-3	at Denver	75,012
11/16	L	21-24	Dallas †	55,622
11/20	L	31-37 OT	L.A. Raiders †	56,031
11/30	W	17-3	at Indianapolis	47,950
12/07	W	27-0	Houston	40,103
12/14	L	24-34	Seattle	47,096
12/21	L	17-47	at Cleveland	68,505

Team Statistics	Chargers	Opponents
TOTAL FIRST DOWNS	334	308
Rushing	98	104
Passing	212	182
Penalty	24	22
Third Down: Made/Att.	98/231	95/221
Third Down Pct.	.424	.430
Fourth Down: Made/Att.	6/13	1/5
Fourth Down Pct.	.462	.200
TOTAL NET YARDS	5356	5366
Avg. Per Game	334.8	335.4
Total Plays	1107	1046
Avg. Per Play	4.8	5.1
NET YARDS RUSHING	1576	1678
Avg. Per Game	98.5	104.9
Total Rushes	471	475
NET YARDS PASSING	3780	3688
Avg. Per Game	236.3	230.5
Sacked/Yards Lost	32/265	62/440
Gross Yards	4045	4128
Attempts/Completions	604/339	509/288
Completion Pct.	.561	.566
Had Intercepted	33	15
PUNTS/AVERAGE	79/40.4	81/40.8
NET PUNTING AVG.	32.9	34.9
PENALTIES/YARDS	119/977	108/918
FUMBLES/BALL LOST	29/16	42/22
TOUCHDOWNS	41	47
Rushing	19	14
Passing	21	27
Returns	1	6
TIME OF POSSESSION	30:32	29:28

Score by Quarters	Q1	Q2	Q3	Q4	OT	PTS.
Chargers	73	125	48	89	0	335
Opponents	64	98	101	127	6	396

Scoring	TD	RU	PA	RT	PAT	FG	S	PTS.
Benirschke	0	0	0	0	39/41	16/25	0	87
Anderson	9	1	8	0	0/0	0/0	0	54
McGee	7	7	0	0	0/0	0/0	0	42
Spencer	6	6	0	0	0/0	0/0	0	36
Winslow	5	0	5	0	0/0	0/0	0	30
Adams	4	4	0	0	0/0	0/0	0	24
Chandler	4	0	4	0	0/0	0/0	0	24
Joiner	2	0	2	0	0/0	0/0	0	12
Flick	1	1	0	0	0/0	0/0	0	6
Holohan	1	0	1	0	0/0	0/0	0	6
Johnson	1	0	1	0	0/0	0/0	0	6
O'Neal	1	0	0	1	0/0	0/0	0	6
Chargers	41	19	21	1	39/41	16/25	1	335
Opponents	47	14	27	6	45/46	23/31	0	396

2-Pt. Conversions: Chargers 0-0, Opponents 0-0

Sacks: Lee Williams 15.0, O'Neal 12.5, Smith 11.0, Hardison 6.5, Wilson 5.5, Benson 5.0, Ehin 2.5, Plummer 2.5, Robinson TM 1.0, Unrein 0.5, Chargers 62.0, Opponents 32.0

Rushing	No.	Yds.	Avg.	Long	TD
Anderson	127	442	3.5	17	1
Adams	118	366	3.1	22	4
Spencer	99	350	3.5	23	6
James	51	224	4.4	24	0
McGee	63	187	3.0	20	7
Herrmann	2	6	3.0	6	0
Flick	6	5	0.8	7	1
Mathison	1	-1	-1.0	-1	0
Fouts	4	-3	-0.7	0	0
Chargers	471	1576	3.3	24	19
Opponents	475	1678	3.5	28t	14

Receiving	No.	Yds.	Avg.	Long	TD
Anderson	80	871	10.9	65t	8
Winslow	64	728	11.4	28t	5
Chandler	56	874	15.6	40	4
Joiner	34	440	12.9	33	2
Johnson	30	399	13.3	30	1
Holohan	29	356	12.3	34	1
James	23	173	7.5	18	0
McGee	10	105	10.5	18	0
Spencer	6	48	8.0	15	0
Adams	4	26	6.5	10	0
Sievers	2	14	7.0	9	0
Ware	1	11	11.0	11	0
Chargers	339	4045	11.9	65t	21
Opponents	288	4128	41.3	72t	27

Interceptions	No.	Yds.	Avg.	Long	TD
Byrd	5	45	9.0	18	0
Dale	4	153	38.3	50	0
Glenn TM	2	31	15.5	31	0
O'Neal	2	22	11.0	17	1
Brown TM	1	23	23.0	23	0
Taylor	1	0	0.0	0	0
Chargers	15	274	18.3	50	1
Opponents	33	421	12.8	80	2

Punting	No.	Yds.	Avg.	Net	TB	I-20	Lg.	B
Mojisjenko	72	3026	42.0	32.9	11	15	62	2
Chandler	5	167	33.4	33.0	0	0	38	0
Chargers	79	3193	40.4	32.9	11	15	62	2
Opponents	81	3304	40.8	34.9	7	15	59	0

Punt Returns	Ret.	FC	Yds.	Avg.	Lg.	TD
Anderson	25	10	227	9.1	30	0
James	9	6	94	10.4	21	0
Chandler	3	0	13	4.3	10	0
Chargers	37	16	334	9.0	30	0
Opponents	43	5	370	8.6	48	1

Kickoff Returns	Ret.	Yds.	Avg.	Long	TD
Anderson	24	482	20.1	35	0
James	18	315	17.5	31	0
Adams	5	100	20.0	25	0
Spencer	5	81	16.2	21	0
Wyatt	5	74	14.8	23	0
Johnson	3	48	16.0	21	0
Winslow	2	11	5.5	8	0
Chandler	1	11	11.0	11	0
McGee	1	15	15.0	15	0
Plummer	1	0	0.0	0	0
Chargers	65	1137	17.5	35	0
Opponents	60	1088	18.1	46	0

Field Goals	1-19	20-29	30-39	40-49	50+
Benirschke	1/1	6/9	5/8	3/5	1/2
Chargers	1/1	6/9	5/8	3/5	1/2
Opponents	1/1	11/13	8/9	1/6	2/2

Benirschke (26G, 36G, 36G) (1)(50G, 31G) (1)(30N) (1)(30G, 35N, 21G) (1)(31B) (25G, 48G, 26N, 21G) (55N, 44N) (47G) (19G, 26B, 43N) (20G, 35G) (23G) (40G, 23N)

Defensive Tackles (solo-ast-total-pd-ff-fr): Smith 83-27-110-6-4-1, Dale 85-16-101-6-2-0, Plummer 78-20-98-3-1-3, Benson 65-25-90-5-3-1, O'Neal 61-21-82-6-3-1, Williams 57-16-73-6-0-1, Byrd 50-9-59-5-1-0, Lowe 43-12-55-0-1-2, Ehin 30-16-46-0-0-1, Brown 41-2-43-5-1-2, Taylor 33-6-39-12-0-1, Glenn 29-4-33-5-0-2, Davis 27-5-32-8-0-0, Allert 20-12-32-0-0-0, Robinson 20-9-29-3-2-1, Wyatt 19-6-25-1-0-0, Unrein 15-9-24-0-0-0, Hardison 17-6-23-0-1-1, Wilson 19-2-21-1-1-0, Hunter 17-4-21-5-0-0, Sullivan 16-5-21-1-0-0, Nelson 6-2-8-0-0-1, Winter 5-1-6-0-0-0

Passing	Att.	Comp.	Yds.	Comp.%	Yds./Att.	TD	TD%	Int.	Int.%	Long	Sack/Lost	Rating
Fouts	430	252	3031	.586	7.05	16	.037	22	.051	65t	21/173	71.4
Herrmann	97	51	627	.526	6.46	2	.021	3	.031	28	5/43	66.8
Flick	73	33	361	.452	4.95	2	.027	8	.110	26	6/49	29.9
Holohan	2	1	21	.500	10.50	0	.000	0	.000	21	0/0	87.5
Anderson	1	1	4	100.0	4.00	1	100.0	0	.000	4t	0/0	122.9
McGee	1	1	1	100.0	1.00	0	.000	0	.000	1	0/0	79.2
Chargers	604	339	4045	.561	6.70	21	.035	33	.055	65t	32/265	65.6
Opponents	509	288	4128	.566	8.11	27	.053	15	.029	72t	62/440	88.4



1985 FINAL STATISTICS

YEAR-BY-YEAR STATS

(8-8 Overall) Fourth AFC West - Don Coryell
Home (6-2); Away (2-6)

Date	W/L	Score	Opponent	Att.
09/08	W	14-9	at Buffalo	67,597
09/15	L	35-49	Seattle	54,420
09/22	W	44-41	at Cincinnati	52,270
09/29	L	7-21	Cleveland	52,107
10/06	L	21-26	at Seattle	61,300
10/13	W	31-20	Kansas City	50,067
10/20	L	17-21	at Minnesota	61,670
10/28	L	21-34	at L.A. Raiders	69,297
11/03	W	30-10	Denver †	57,312
11/10	W	40-34 OT	L.A. Raiders †	58,566
11/17	L	24-30 OT	at Denver	74,376
11/24	L	35-37	at Houston	34,336
12/01	W	40-7	Buffalo	45,487
12/08	W	54-44	Pittsburgh †	52,098
12/15	W	20-14	Philadelphia	45,569
12/22	L	34-38	at Kansas City	18,178

Team Statistics	Chargers	Opponents
TOTAL FIRST DOWNS	380	364
Rushing	92	122
Passing	259	218
Penalty	29	24
Third Down: Made/Att.	86/208	89/209
Third Down Pct.	.413	.426
Fourth Down: Made/Att.	6/10	8/12
Fourth Down Pct.	.600	.667
TOTAL NET YARDS	6535	6265
Avg. Per Game	408.4	391.6
Total Plays	1111	1105
Avg. Per Play	5.9	5.7
NET YARDS RUSHING	1665	1972
Avg. Per Game	104.1	123.3
Total Rushes	440	470
NET YARDS PASSING	4870	4293
Avg. Per Game	304.4	268.3
Sacked/Yards Lost	39/305	40/304
Gross Yards	5175	4597
Attempts/Completions	632/386	595/357
Completion Pct.	.611	.600
Had Intercepted	30	26
PUNTS/AVERAGE	68/42.4	70/38.8
NET PUNTING AVG.	35.7	33.5
PENALTIES/YARDS	100/937	86/703
FUMBLES/BALL LOST	44/19	37/16
TOUCHDOWNS	60	55
Rushing	20	25
Passing	37	28
Returns	3	2
TIME OF POSSESSION	29:21	30:39

Score by Quarters	Q1	Q2	Q3	Q4	OT	PTS.
Chargers	86	134	96	145	6	467
Opponents	82	124	114	109	6	435

Scoring	TD	RU	PA	RT	PAT	FG	S	PTS.
Thomas	0	0	0	0	51/55	18/28	0	105
Chandler	10	0	0	0	0/0	0/0	0	60
Spencer	10	10	0	0	0/0	0/0	0	60
James	8	2	6	0	0/0	0/0	0	48
Anderson	7	4	2	1	0/0	0/0	0	42
Joiner	7	0	7	0	0/0	0/0	0	42
Sievers	6	0	6	0	0/0	0/0	0	36
Holohan	3	0	3	0	0/0	0/0	0	18
McGee	3	3	0	0	0/0	0/0	0	18
Bendross	2	0	2	0	0/0	0/0	0	12
Adams	1	1	0	0	0/0	0/0	0	6
Dale	1	0	0	1	0/0	0/0	0	6
Hendy	1	0	0	1	0/0	0/0	0	6
Johnson	1	0	1	0	0/0	0/0	0	6
Benirschke	0	0	0	0	2/2	0/0	0	2
Chargers	60	20	37	3	53/57	18/28	0	467
Opponents	55	25	28	2	51/53	18/30	0	435

2-Pt. Conversions: Chargers 0-0, Opponents 0-0

Sacks: Williams 9.0, Robinson 7.0, L. King 6.0, Lowe 5.5, Wilson 3.0, Bradley 2.0, Garnett TM 1.0, B. Smith 2.0, Ehin 1.5, Davis 1.0, Ferguson TM 1.0, Green 1.0, Chargers 40.0, Opponents 39.0

Rushing	No.	Yds.	Avg.	Long	TD
James	105	516	4.9	56t	2
Spencer	124	478	3.9	24	10
Anderson	116	429	3.7	27	4
McGee	42	181	4.3	44	3
Adams	16	49	3.1	14	1
Steels TM	6	12	2.0	5	0
Chandler	1	9	9.0	9	0
Mojsiejenko	1	0	0.0	0	0
Fouts	11	-1	-0.1	7	0
Herrmann	18	-8	-0.4	11	0
Chargers	440	1665	3.8	56t	20
Opponents	470	1972	4.2	61	25

Receiving	No.	Yds.	Avg.	Long	TD
James	86	1027	11.9	67t	6
Chandler	67	1199	17.9	75t	10
Joiner	59	932	15.8	39t	7
Holohan	42	458	10.9	23	3
Sievers	41	438	10.7	30t	6
Anderson	35	422	12.1	52t	2
Winslow	25	318	12.7	26	0
Bendross	11	156	14.2	54t	2
Spencer	11	135	12.3	43	0
Johnson	4	51	12.8	20t	1
McGee	3	15	5.0	7	0
Adams	1	12	12.0	12	0
Faulkner	1	12	12.0	12	0
Chargers	386	5175	13.4	75t	37
Opponents	357	4597	12.9	84t	28

Interceptions	No.	Yds.	Avg.	Long	TD
Walters	5	71	14.2	30	0
Hendy	4	139	34.8	75t	1
Lowe	3	6	2.0	4	0
Dale	2	83	41.5	47t	1
Bradley	2	36	18.0	18	0
Davis	2	29	14.5	28	0
Green	2	17	8.5	12	0
L. King	2	8	4.0	5	0
McPherson	1	30	30.0	30	0
Byrd	1	25	25.0	25	0
Williams	1	17	17.0	17	0
B. Smith	1	0	0.0	0	0
Chargers	26	461	17.7	75t	2
Opponents	30	268	8.9	27	0

Punting	No.	Yds.	Avg.	Net	TB	I-20	Lg.	B
Mojsiejenko	68	2881	42.4	35.7	9	15	67	0
Chargers	68	2881	42.4	35.7	9	15	67	0
Opponents	70	2717	38.8	33.5	8	21	61	1

Punt Returns	Ret.	FC	Yds.	Avg.	Lg.	TD
James	25	8	213	8.5	24	0
McPherson	0	2	0	—	—	0
Steels TM	0	1	0	—	—	0
Chargers	25	11	213	8.5	24	0
Opponents	36	1	274	7.6	20	0

Kickoff Returns	Ret.	Yds.	Avg.	Long	TD
James	36	779	21.6	46	0
Anderson	13	302	23.2	98t	1
Steels TM	10	223	22.3	54	0
McGee	7	135	19.3	33	0
Adams	2	50	25.0	26	0
Bendross	1	2	2.0	2	0
Holohan	1	0	0.0	0	0
Sievers	1	3	3.0	3	0
Chargers	71	1494	21.0	98t	1
Opponents	68	1363	20.0	51	0

Field Goals	1-19	20-29	30-39	40-49	50+
Thomas	1/1	8/8	6/10	3/7	0/2
Chargers	1/1	8/8	6/10	3/7	0/2
Opponents	0/0	5/6	6/10	5/9	2/5

Thomas (1)(21G) (20G, 28G, 52N, 34G) (31N) (1)(30G) (42G) (50N) (36G, 35G, 18G) (34G, 23G, 30N, 35N) (40B, 47B, 41N, 36G) (47N) (24G, 28G) (1) (45G, 46G) (24G, 26G, 32N)

Defensive Tackles (solo-ast-total-pd-ff-fr): Smith 99-32-131-7-2-3, Green 79-25-104-6-2-2, Byrd 84-16-100-4-2-1, King 68-16-84-3-6-0, Dale 67-10-77-8-1-0, Lowe 50-12-62-1-1-0, Hendy 44-13-57-4-0-1, Walters 51-5-56-9-0-1, Ehin 39-14-53-3-0-1, Williams 40-9-49-6-1-1, Bradley 32-3-35-7-0-2, Nelson 26-8-34-0-1-0, Wilson 23-7-30-2-1-1, Robinson 19-1-20-4-0-1, O'Bard 12-8-20-2-0-0, Osby 8-3-11-1-0-0

Passing	Att.	Comp.	Yds.	Comp.%	Yds./Att.	TD	TD%	Int.	Int.%	Long	Sack/Lost	Rating
Fouts	430	254	3638	.591	8.46	27	.063	20	.047	75t	18/135	88.1
Herrmann	201	132	1537	.657	7.65	10	.050	10	.050	59	19/157	84.5
Holohan	1	0	0	.000	0.00	0	.000	0	.000	0	1/8	39.6
Anderson	0	0	0	—	—	0	—	0	—	0	1/5	—
Chargers	632	386	5175	.611	8.19	37	.059	30	.047	75t	39/305	86.8
Opponents	595	357	4597	.600	7.73	28	.047	26	.044	84t	40/304	81.8

1984 FINAL STATISTICS

YEAR-BY-YEAR STATS

(7-9 Overall) Fifth AFC West - Don Coryell Home (4-4); Away (3-5)

Date	W/L	Score	Opponent	Att.
09/02	W	42-13	at Minnesota	57,276
09/09	L	17-31	at Seattle	61,314
09/16	W	31-14	Houston †	52,266
09/24	L	30-33	at L.A. Raiders	76,131
09/30	W	27-24	Detroit †	53,509
10/07	W	34-28	at Green Bay	54,045
10/14	L	13-31	at Kansas City	62,233
10/21	L	37-44	L.A. Raiders †	57,442
10/29	L	0-24	Seattle †	53,974
11/04	W	38-10	at Indianapolis	60,143
11/11	L	13-16	Denver †	53,162
11/18	W	34-28 OT	Miami †	53,041
11/25	L	24-52	at Pittsburgh	55,856
12/03	W	20-7	Chicago †	45,470
12/09	L	13-16	at Denver	74,867
12/16	L	21-42	Kansas City †	40,221

Team Statistics	Chargers	Opponents
TOTAL FIRST DOWNS	374	322
Rushing	106	109
Passing	240	189
Penalty	28	24
Third Down: Made/Att.	115/244	83/197
Third Down Pct.	.471	.421
Fourth Down: Made/Att.	9/21	9/10
Fourth Down Pct.	.429	.900
TOTAL NET YARDS	6297	5936
Avg. Per Game	393.6	371.0
Total Plays	1154	1021
Avg. Per Play	5.5	5.8
NET YARDS RUSHING	1654	1851
Avg. Per Game	103.4	115.7
Total Rushes	456	457
NET YARDS PASSING	4643	4085
Avg. Per Game	290.2	255.3
Sacked/Yards Lost	36/285	33/218
Gross Yards	4928	4303
Attempts/Completions	662/401	531/323
Completion Pct.	.606	.608
Had Intercepted	21	19
PUNTS/AVERAGE	66/42.0	73/39.6
NET PUNTING AVG.	35.1	34.8
PENALTIES/YARDS	112/1023	108/905
FUMBLES/BALL LOST	35/17	34/17
TOUCHDOWNS	48	51
Rushing	18	23
Passing	25	27
Returns	5	1
TIME OF POSSESSION	31:43	28:17

Score by Quarters	Q1	Q2	Q3	Q4	OT	PTS.
Chargers	96	100	62	130	6	394
Opponents	60	127	135	91	0	413

Scoring	TD	RU	PA	RT	PAT	FG	S	PTS.
Benirschke	0	0	0	0	41/41	17/26	0	92
Jackson	9	8	1	0	0/0	0/0	0	54
Chandler	6	0	6	0	0/0	0/0	0	36
Joiner	6	0	6	0	0/0	0/0	0	36
McGee	6	4	2	0	0/0	0/0	0	36
Duckworth	4	0	4	0	0/0	0/0	0	24
P. Johnson TM	3	3	0	0	0/0	0/0	0	18
Sievers	3	0	3	0	0/0	0/0	0	18
Ricardo	0	0	0	0	5/6	3/3	0	14
Byrd	2	0	0	2	0/0	0/0	0	12
Thomas	2	2	0	0	0/0	0/0	0	12
Winslow	2	0	2	0	0/0	0/0	0	12
Holohan	1	0	1	0	0/0	0/0	0	6
James	1	0	0	1	0/0	0/0	0	6
Lowe	1	0	0	1	0/0	0/0	0	6
Morris	1	1	0	0	0/0	0/0	0	6
L. Williams	1	0	0	1	0/0	0/0	0	6
Chargers	48	18	25	5	46/47	20/29	0	394
Opponents	51	23	27	1	50/50	19/25	0	413

2-Pt. Conversions: Chargers 0-0, Opponents 0-0

Sacks: Ferguson 8.0, Robinson 4.5, King 4.0, Lowe 3.0, B. Smith 3.0, Ehin 2.0, Elko 1.5, Ackerman TM 1.0, Fox 1.0, Green 1.0, Greene 1.0, L. Williams 1.0, Young 1.0, **Chargers 33.0**, Opponents 36.0

Rushing	No.	Yds.	Avg.	Long	TD
Jackson	296	1179	4.0	32t	8
McGee	67	226	3.4	30	4
James	25	115	4.6	20	0
Muncie	14	51	3.6	11	0
P. Johnson TM	19	46	2.4	7	3
Thomas	14	43	3.1	9	2
Morris	5	12	2.4	5	1
Luther	4	11	2.8	7	0
Fouts	12	-29	-2.4	3	0
Chargers	456	1654	3.6	32t	18
Opponents	457	1851	4.1	81	23

Receiving	No.	Yds.	Avg.	Long	TD
Joiner	61	793	13.0	41	6
Holohan	56	734	13.1	51	1
Winslow	55	663	12.1	33	2
Chandler	52	708	13.6	63t	6
Sievers	41	438	10.7	32	3
Jackson	39	222	5.7	21	1
Duckworth	25	715	28.6	88t	4
James	23	206	9.0	31	0
Bendross	16	213	13.3	29	0
Egloff	11	92	8.4	17	0
McGee	9	76	8.4	43	2
Morris	5	20	4.0	9	0
Muncie	4	38	9.5	20	0
P. Johnson TM	2	7	3.5	7	0
Gissingner	1	3	3.0	3	0
Fouts	1	0	0.0	0	0

Chargers	401	4928	12.3	88t	25
Opponents	323	4303	13.3	75t	27

Interceptions	No.	Yds.	Avg.	Long	TD
Byrd	4	157	39.3	99t	2
Lowe	3	61	20.3	32t	1
B. Smith	3	41	13.7	21	0
King	2	52	26.0	37	0
Turner	2	43	21.5	43	0
Young	2	31	15.5	31	0
L. Williams	1	66	66.0	66t	1
Fox	1	36	36.0	36	0
Gregor	1	12	12.0	12	0
Chargers	19	499	26.3	99t	4
Opponents	21	180	8.6	31	0

Punting	No.	Yds.	Avg.	Net	TB	I-20	Lg.	B
Buford	66	2773	42.0	35.1	3	11	60	0
Chargers	66	2773	42.0	35.1	3	11	60	0
Opponents	73	2890	39.6	34.8	7	25	63	0

Punt Returns	Ret.	FC	Yds.	Avg.	Lg.	TD
James	30	9	208	6.9	58t	1
Bird TM	1	0	4	4.0	4	0
Henderson	1	2	0	0.0	0	0
L. Smith TM	1	0	0	0.0	0	0
Chandler	0	1	0	-	-	0
Chargers	33	12	212	6.4	58t	1
Opponents	43	5	399	9.3	27	0

Kickoff Returns	Ret.	Yds.	Avg.	Long	TD
James	43	959	22.3	55	0
McGee	14	315	22.5	35	0
Bird TM	2	15	7.5	15	0
Egloff	2	20	10.0	11	0
Gofourth	1	0	0.0	0	0
Jackson	1	10	10.0	10	0
Chargers	63	1319	20.9	55	0
Opponents	72	1437	20.0	44	0

Field Goals	1-19	20-29	30-39	40-49	50+
Benirschke	1/1	4/6	3/4	8/11	1/4
Ricardo	0/0	1/1	1/1	1/1	0/0
Chargers	1/1	5/7	4/5	9/12	1/4
Opponents	0/0	2/2	5/9	8/9	4/5

Defensive Tackles (solo-ast-total-pd-ff-fr): Green 106-29-135-4-1-1, Smith 88-27-115-3-0-3, King 75-17-92-9-0-1, Byrd 47-7-54-13-0-0, Lowe 39-15-54-3-1-0, Ferguson 40-10-50-2-2-1, Fox 40-6-46-6-0-1, Greene 33-10-43-1-0-2, Elko 32-11-43-2-0-0, Ehin 29-13-42-0-0-1, Young 30-9-39-8-1-1, Turner 30-6-36-4-0-1, Thrift 28-3-31-0-0-0, Henderson 24-3-27-1-0-0, Smith 23-3-26-6-0-0, Osby 20-2-22-0-0-0, Gregor 16-5-21-0-0-0, McPherson 12-7-19-4-0-1, Walters 13-4-17-3-0-0, Robinson 12-5-17-1-0-2, Preson 11-6-17-0-1-1, Williams 11-3-14-0-0-1, Bradley 9-5-14-2-0-0, Ackerman 7-3-10-0-0-0

Passing	Att.	Comp.	Yds.	Comp.%	Yds./Att.	TD	TD%	Int.	Int.%	Long	Sack/Lost	Rating
Fouts	507	317	3740	.625	7.38	19	.037	17	.034	61t	29/228	83.4
Luther	151	83	1163	.550	7.70	5	.033	3	.030	88t	7/57	82.7
Holohan	2	1	25	.500	12.50	1	.500	0	.000	25t	0/0	135.4
James	2	0	0	.000	0.00	0	.000	1	.500	0	0/0	0.0
Chargers	662	401	4928	.606	1.44	25	.038	21	.032	88t	36/285	82.9
Opponents	531	323	4303	.608	8.10	27	.051	19	.036	75t	33/218	88.6



1983 FINAL STATISTICS

YEAR-BY-YEAR STATS

(6-10 Overall) Fourth AFC West - Don Coryell
Home (4-4); Away (2-6)

Date	W/L	Score	Opponent	Att.
09/04	L	29-41	New York Jets †	51,004
09/12	W	17-14	at Kansas City	62,150
09/18	L	31-34	at Seattle	61,714
09/25	L	24-30 OT	Cleveland †	49,482
10/02	W	41-34	at New York Giants	73,892
10/09	W	28-21	Seattle †	49,132
10/16	L	21-37	at New England	59,016
10/23	L	6-14	at Denver	74,581
10/31	L	24-27	Washington †	46,114
11/06	L	3-26	at Pittsburgh	58,191
11/13	W	24-23	Dallas †	46,192
11/20	L	14-44	at St. Louis	40,644
11/27	W	31-7	Denver †	43,650
12/01	L	10-42	L.A. Raiders †	47,760
12/11	W	41-38	Kansas City †	35,510
12/18	L	14-30	at L.A. Raiders	57,325

Team Statistics	Chargers	Opponents
TOTAL FIRST DOWNS	361	347
Rushing	106	137
Passing	230	187
Penalty	25	23
Third Down: Made/Att.	93/215	109/231
Third Down Pct.	.433	.472
Fourth Down: Made/Att.	10/21	8/15
Fourth Down Pct.	.476	.533
TOTAL NET YARDS	6197	5955
Avg. Per Game	387.3	372.2
Total Plays	1086	1127
Avg. Per Play	5.7	5.3
NET YARDS RUSHING	1536	2173
Avg. Per Game	96.0	135.8
Total Rushes	423	552
NET YARDS PASSING	4661	3782
Avg. Per Game	291.3	236.4
Sacked/Yards Lost	28/230	31/269
Gross Yards	4891	4051
Attempts/Completions	635/369	544/330
Completion Pct.	.581	.607
Had Intercepted	33	16
PUNTS/AVERAGE	63/43.9	70/39.7
NET PUNTING AVG.	36.6	36.1
PENALTIES/YARDS	115/961	111/953
FUMBLES/BALL LOST	42/22	26/17
TOUCHDOWNS	45	57
Rushing	16	26
Passing	27	28
Returns	2	3
TIME OF POSSESSION	28:04	31:56

Score by Quarters	Q1	Q2	Q3	Q4	OT	PTS.
Chargers	92	92	75	99	0	358
Opponents	83	137	95	141	6	462

Scoring	TD	RU	PA	RT	PAT	FG	S	PTS.
Benirschke	0	0	0	0	43/45	15/24	0	88
Muncie	13	12	1	0	0/0	0/0	0	78
Winslow	8	0	8	0	0/0	0/0	0	48
Chandler	5	0	5	0	0/0	0/0	0	30
Duckworth	5	0	5	0	0/0	0/0	0	30
Brooks	3	3	0	0	0/0	0/0	0	18
Joiner	3	0	3	0	0/0	0/0	0	18
Sievers	3	0	3	0	0/0	0/0	0	18
Holohan	2	0	2	0	0/0	0/0	0	12
Fouts	1	1	0	0	0/0	0/0	0	6
Nelson	1	0	0	1	0/0	0/0	0	6
Young	1	0	0	1	0/0	0/0	0	6
Chargers	45	16	27	2	43/45	15/24	0	358
Opponents	57	26	28	3	54/56	22/29	0	462

2-Pt. Conversions: Chargers 0-0, Opponents 0-0

Sacks: King 8.0, Ferguson 5.0, Lowe 4.5, Johnson 3.0, B. Smith 3.0, Ackerman 1.5, Green 1.0, Henderson 1.0, McPherson 1.0, Young 1.0, Bradley 0.5, Elko 0.5, **Chargers 31.0**, Opponents 28.0

Passing	Att.	Comp.	Yds.	Comp.%	Yds./Att.	TD	TD%	Int.	Int.%	Long	Sack/Lost	Rating
Fouts	340	215	2975	.632	8.75	20	.059	15	.044	59t	14/107	92.5
Luther	287	151	1875	.526	6.53	7	.024	17	.059	46	13/120	56.6
Mathison	5	3	41	.600	8.20	0	.000	1	.200	25	0/0	46.7
Buford	1	0	0	.000	0.00	0	.000	0	.000	0	0/0	39.6
Holohan	1	0	0	.000	0.00	0	.000	0	.000	0	0/0	39.6
S. Smith	1	0	0	.000	0.00	0	.000	0	.000	0	0/0	39.6
Chandler	0	0	0	—	—	0	—	0	—	0	1/3	—
Chargers	635	369	4891	.581	7.70	27	.043	33	.052	59t	28/230	75.1
Opponents	544	330	4051	.607	7.45	28	.051	16	.029	71t	31/269	88.6

Rushing	No.	Yds.	Avg.	Long	TD
Muncie	235	886	3.8	34t	12
Brooks	127	516	4.1	61	3
S. Smith	24	91	3.8	20	0
Jackson	11	39	3.5	6	0
Chandler	2	25	12.5	23	0
Cappelletti	1	5	5.0	5	0
Mathison	1	0	0.0	0	0
Fouts	12	-5	-0.4	3	1
Sievers	1	-7	-7.0	-7	0
Luther	9	-14	-1.6	8	0
Chargers	423	1536	3.6	61	16
Opponents	552	2173	3.9	49t	26

Receiving	No.	Yds.	Avg.	Long	TD
Winslow	88	1172	13.3	46	8
Joiner	65	960	14.8	33t	3
Chandler	58	845	14.6	44t	5
Muncie	42	396	9.4	27	1
Sievers	33	452	13.7	28	3
Brooks	25	215	8.6	36	0
Holohan	23	272	11.8	35	2
Duckworth	20	422	21.1	59t	5
S. Smith	6	51	8.5	21	0
Jackson	5	42	8.4	10	0
Carr	2	36	18.0	23	0
Scales	2	28	14.0	14	0
Chargers	369	4891	13.3	59t	27
Opponents	330	4051	12.3	71t	28

Interceptions	No.	Yds.	Avg.	Long	TD
Walters	7	55	7.9	33	0
Young	2	49	24.5	40t	1
Fox	2	14	7.0	14	0
King	1	19	19.0	19	0
Preston	1	13	13.0	13	0
Green	1	3	3.0	3	0
Byrd	1	0	0.0	0	0
McPherson	1	0	0.0	0	0
Chargers	16	153	9.6	40t	1
Opponents	33	377	11.4	39	2

Punting	No.	Yds.	Avg.	Net	TB	I-20	Lg.	B
Buford	63	2763	43.9	36.6	8	13	60	0
Chargers	63	2763	43.9	36.6	8	13	60	0
Opponents	70	2780	39.7	36.1	2	27	55	1

Punt Returns	Ret.	FC	Yds.	Avg.	Lg.	TD
Brooks	18	4	137	7.6	30	0
Chandler	8	6	26	3.3	11	0
Fortune	4	0	16	4.0	9	0
Scales	2	0	34	17.0	30	0
Laird	1	0	0	0.0	0	0
Chargers	33	10	213	6.5	30	0
Opponents	35	5	299	8.5	28	0

Kickoff Returns	Ret.	Yds.	Avg.	Long	TD
Brooks	32	607	19.0	34	0
Laird	15	342	22.8	41	0
Jackson	11	201	18.3	32	0
McPherson	5	77	15.4	19	0
Jodat	3	45	15.0	18	0
Young	3	41	13.7	19	0
S. Smith	2	32	16.0	21	0
Scales	1	16	16.0	16	0
Sievers	1	6	6.0	6	0
B. Smith	1	10	10.0	10	0
Chargers	74	1377	18.6	41	0
Opponents	70	1426	20.4	64	0

Field Goals	1-19	20-29	30-39	40-49	50+
Benirschke	0/0	7/7	5/7	2/7	1/3
Chargers	0/0	7/7	5/7	2/7	1/3
Opponents	0/0	5/5	11/13	6/8	0/3
Benirschke (23G, 46N) (51G, 46N) (26G, 46N) (37G, 34N, 41N, 49N) (40G, 37G) () () (29G, 30G, 53N) (43G) (39G, 52N) (37G) () (34N, 20G) (24G) (27G, 28G) ()					



1982 FINAL STATISTICS

YEAR-BY-YEAR STATS

(6-3 Overall) Second AFC West - Don Coryell
Home (3-1); Away (3-2); Postseason (1-1)

Date	W/L	Score	Opponent	Att.
09/12	W	23-3	at Denver	73,564
09/19	L	12-19	at Kansas City	60,514
11/22	L	24-28	at L.A. Raiders	42,162
11/28	W	30-20	Denver †	47,629
12/05	W	30-13	at Cleveland	54,064
12/11	W	41-37	at San Francisco	55,988
12/20	W	50-34	Cincinnati †	51,296
12/26	W	44-26	Baltimore †	49,711
01/02	L	34-41	L.A. Raiders †	51,612
AFC Wild Card Playoffs				
01/09	W	31-28	Pittsburgh	53,546
AFC Divisional Playoffs				
01/16	L	13-34	at Miami	71,383

Team Statistics	Chargers	Opponents
TOTAL FIRST DOWNS	233	196
Rushing	72	65
Passing	145	119
Penalty	16	12
Third Down: Made/Att.	53/102	39/103
Third Down Pct.	.520	.379
Fourth Down: Made/Att.	0/1	7/11
Fourth Down Pct.	.000	.636
TOTAL NET YARDS	4048	3253
Avg. Per Game	449.8	361.4
Total Plays	617	591
Avg. Per Play	6.6	5.5
NET YARDS RUSHING	1121	961
Avg. Per Game	124.6	106.8
Total Rushes	267	230
NET YARDS PASSING	2927	2292
Avg. Per Game	325.2	254.7
Sacked/Yards Lost	12/94	19/145
Gross Yards	3021	2437
Attempts/Completions	338/208	342/233
Completion Pct.	.615	.681
Had Intercepted	12	13
PUNTS/AVERAGE	23/37.7	27/44.9
NET PUNTING AVG.	31.4	34.6
PENALTIES/YARDS	64/530	70/612
FUMBLES/BALL LOST	17/8	19/12
TOUCHDOWNS	34	25
Rushing	15	10
Passing	19	10
Returns	0	5
TIME OF POSSESSION	29:18	30:42

Score by Quarters	Q1	Q2	Q3	Q4	OT	PTS.
Chargers	51	90	83	64	0	288
Opponents	30	63	71	57	0	221

Scoring	TD	RU	PA	RT	PAT	FG	S	PTS.
Benirschke	0	0	0	0	32/34	16/22	0	80
Chandler	9	0	9	0	0/0	0/0	0	54
Muncie	9	8	1	0	0/0	0/0	0	54
Brooks	6	6	0	0	0/0	0/0	0	36
Winslow	6	0	6	0	0/0	0/0	0	36
Fitzkee	1	0	1	0	0/0	0/0	0	6
Fouts	1	1	0	0	0/0	0/0	0	6
Scales	1	0	1	0	0/0	0/0	0	6
Sievers	1	0	1	0	0/0	0/0	0	6
Johnson	0	0	0	0	0/0	0/0	1	2
Chargers	34	15	19	0	32/34	16/22	2	288
Opponents	25	10	10	5	23/24	16/19	0	221

2-Pt. Conversions: Chargers 0-0, Opponents 0-0

Sacks: Ferguson 4.5, Johnson 4.0, Ackerman 3.0, Kelcher 2.0, Lowe 2.0, Jones 1.5, King 1.0, W. Young 1.0, **Chargers 19.0**, Opponents 12.0

Passing	Att.	Comp.	Yds.	Comp.%	Yds./Att.	TD	TD%	Int.	Int.%	Long	Sack/Lost	Rating
Fouts	330	204	2883	.618	8.74	17	.052	11	.033	44t	12/94	93.3
Luther	4	2	55	.500	13.75	0	.000	1	.250	55	0/0	56.3
Muncie	3	2	83	.667	27.67	2	.667	0	.000	66t	0/0	149.3
Winslow	1	0	0	.000	0.00	0	.000	0	.000	0	0/0	39.6
Chargers	338	208	3021	.615	8.94	19	.056	12	.036	66t	12/94	94.6
Opponents	342	233	2437	.681	7.13	10	.029	13	.038	49	19/145	82.5

Rushing	No.	Yds.	Avg.	Long	TD
Muncie	138	569	4.1	27	8
Brooks	87	430	4.9	48t	6
Cappelletti	22	82	3.7	17	0
Chandler	5	32	6.4	21	0
Fouts	9	8	0.9	9	1
Jodat	3	7	2.3	3	0
R. Bell	2	6	3.0	4	0
Luther	1	-13	-13.0	-13	0
Chargers	267	1121	4.2	48t	15
Opponents	230	961	4.2	30	10

Receiving	No.	Yds.	Avg.	Long	TD
Winslow	54	721	13.4	40	6
Chandler	49	1032	21.1	66t	9
Joiner	36	545	15.1	43	0
Muncie	25	207	8.3	39	1
Brooks	13	66	5.1	12	0
Sievers	12	173	14.4	26	1
Cappelletti	7	48	6.9	22	0
Scales	6	105	17.5	29t	1
Fitzkee	3	47	15.7	18t	1
Duckworth	2	77	38.5	55	0
Jodat	1	0	0.0	0	0
Chargers	208	3021	14.5	66t	19
Opponents	233	2437	10.5	49	10

Interceptions	No.	Yds.	Avg.	Long	TD
Fox	4	103	25.8	35	0
Thrift	2	16	8.0	9	0
Williams	2	12	6.0	6	0
A. Young	2	9	4.5	9	0
Gregor	1	6	6.0	6	0
Lowe	1	2	2.0	2	0
Allen	1	0	0.0	0	0
Chargers	13	148	11.4	35	0
Opponents	12	262	21.8	62t	3

Punting	No.	Yds.	Avg.	Net	TB	I-20	Lg.	B
Buford	21	868	41.3	31.4	3	5	71	2
Chargers	23	868	37.7	31.4	3	5	71	2
Opponents	27	1213	44.9	34.6	7	3	60	0

Punt Returns	Ret.	FC	Yds.	Avg.	Lg.	TD
Brooks	12	4	138	11.5	29	0
Chandler	0	1	0	-	-	0
Chargers	12	5	138	11.5	29	0
Opponents	7	2	86	12.3	30	0

Kickoff Returns	Ret.	Yds.	Avg.	Long	TD
Brooks	33	749	22.7	47	0
A. Young	4	45	11.3	16	0
Jodat	3	45	15.0	16	0
Bauer	2	24	12.0	15	0
R. Bell	1	10	10.0	10	0
Gissinger	1	0	0.0	0	0
Sievers	1	17	17.0	17	0
Chargers	45	890	19.8	47	0
Opponents	51	991	19.4	36	0

Field Goals	1-19	20-29	30-39	40-49	50+
Benirschke	2/2	6/7	0/1	7/7	1/5
Chargers	2/2	6/7	0/1	7/7	1/5
Opponents	2/2	4/4	4/6	5/6	1/1
Benirschke (51G, 24G, 40G, 50N, 58N) (49G) (19G, 33N) (41G, 18G, 42G) (24G) (25G, 50N, 41G) (43G, 26G) (45G, 53N) (27G, 23G, 20N)					



1981 FINAL STATISTICS

YEAR-BY-YEAR STATS

(10-6 Overall) First AFC West - Don Coryell
Home (5-3); Away (5-3); Postseason (1-1)

Date	W/L	Score	Opponent	Att.
09/07	W	44-14	at Cleveland	78,904
09/13	W	28-23	Detroit †	51,264
09/20	W	42-31	at Kansas City	63,866
09/27	L	24-42	at Denver	74,822
10/04	W	24-10	Seattle †	51,463
10/11	L	31-33	Minnesota †	50,708
10/18	W	43-14	at Baltimore	41,921
10/25	L	17-20 OT	at Chicago	52,906
11/01	W	22-20	Kansas City †	51,307
11/08	L	17-40	Cincinnati †	51,259
11/16	L	23-44	at Seattle	58,628
11/22	W	55-21	at Oakland	50,199
11/29	W	34-17	Denver †	51,533
12/06	L	27-28	Buffalo †	51,488
12/13	W	24-23	at Tampa Bay	67,388
12/21	W	23-10	Oakland †	52,279

AFC Divisional Playoffs
01/02 W 41-38 OT at Miami 73,735

AFC Championship Game
01/10 L 7-27 at Cincinnati 46,302

Team Statistics	Chargers	Opponents
TOTAL FIRST DOWNS	379	365
Rushing	127	114
Passing	224	216
Penalty	28	35
Third Down: Made/Att.	108/221	93/220
Third Down Pct.	.489	.423
Fourth Down: Made/Att.	0/0	0/0
Fourth Down Pct.	.000	.000
TOTAL NET YARDS	6744	6136
Avg. Per Game	421.5	383.5
Total Plays	1129	1109
Avg. Per Play	6.0	5.5
NET YARDS RUSHING	2005	1825
Avg. Per Game	125.3	114.1
Total Rushes	481	491
NET YARDS PASSING	4739	4311
Avg. Per Game	296.2	269.4
Sacked/Yards Lost	19/134	47/384
Gross Yards	4873	4695
Attempts/Completions	629/368	571/313
Completion Pct.	.585	.548
Had Intercepted	18	23
PUNTS/AVERAGE	63/40.3	72/40.3
NET PUNTING AVG.	35.4	33.1
PENALTIES/YARDS	128/947	108/877
FUMBLES/BALL LOST	39/22	38/18
TOUCHDOWNS	61	48
Rushing	26	25
Passing	34	22
Returns	1	1
TIME OF POSSESSION	29:17	30:43

Score by Quarters	Q1	Q2	Q3	Q4	OT	PTS.
Chargers	101	157	95	125	0	478
Opponents	83	124	100	80	3	390

Scoring	TD	RU	PA	RT	PAT	FG	S	PTS.
Muncie	19	19	0	0	0/0	0/0	0	114
Benirschke	0	0	0	0	55/61	19/26	0	112
Winslow	10	0	10	0	0/0	0/0	0	60
Joiner	7	0	7	0	0/0	0/0	0	42
J. Brooks	6	3	3	0	0/0	0/0	0	36
Chandler TM	5	0	5	0	0/0	0/0	0	30
Cappelletti	5	4	1	0	0/0	0/0	0	30
Sievers	3	0	3	0	0/0	0/0	0	18
Smith TM	2	0	2	0	0/0	0/0	0	12
Bauer	1	0	1	0	0/0	0/0	0	6
Johnson	1	0	0	1	0/0	0/0	0	6
Scales	1	0	1	0	0/0	0/0	0	6
C. Williams	1	0	1	0	0/0	0/0	0	6
Chargers	61	26	34	1	55/61	19/26	0	478
Opponents	48	25	22	1	45/48	19/26	0	390

2-Pt. Conversions: Chargers 0-0, Opponents 0-0

Sacks: Chargers 47.0, Opponents 19.0

Passing	Att.	Comp.	Yds.	Comp.%	Yds./Att.	TD	TD%	Int.	Int.%	Long	Sack/Lost	Rating
Fouts	609	360	4802	.591	7.89	33	.054	17	.028	67t	19/134	90.6
Luther	15	7	68	.467	4.53	0	.000	1	.067	25	0/0	32.1
Chandler TM	2	0	0	.000	0.00	0	.000	0	.000	0	0/0	39.6
Winslow	2	0	0	.000	0.00	0	.000	0	.000	0	0/0	39.6
Muncie	1	1	3	100.0	3.00	1	100.0	0	.000	3t	0/0	118.8
Chargers	629	368	4873	.585	7.75	34	.054	18	.029	67t	19/134	89.2
Opponents	571	313	4695	.548	8.22	22	.039	23	.040	93t	47/384	78.1

Rushing	No.	Yds.	Avg.	Long	TD
Muncie	251	1144	4.6	73t	19
J. Brooks	109	525	4.8	28t	3
Cappelletti	68	254	3.7	30	4
Fouts	22	56	2.5	13	0
C. Williams	20	26	1.3	6	0
Bauer	2	7	3.5	4	0
Roberts	1	2	2.0	2	0
Chandler TM	5	-1	-0.2	9	0
Luther	3	-8	-2.7	-1	0
Chargers	481	2005	4.2	73t	26
Opponents	491	1825	3.7	28	25

Receiving	No.	Yds.	Avg.	Long	TD
Winslow	88	1075	12.2	67t	10
Joiner	70	1188	17.0	57	7
Chandler TM	52	857	16.5	51t	5
J. Brooks	46	329	7.2	29t	3
Muncie	43	362	8.4	32	0
Sievers	22	276	12.5	32	3
Scales	19	429	22.6	60t	1
C. Williams	12	108	9.0	15	1
Cappelletti	10	126	12.6	25	1
Smith TM	3	84	28.0	39t	2
B. Brooks TM	1	21	21.0	21	0
Holohan	1	14	14.0	14	0
Bauer	1	4	4.0	4t	1
Chargers	368	4873	13.2	67t	34
Opponents	313	4695	15.0	93t	22

Interceptions	No.	Yds.	Avg.	Long	TD
Buchanon	5	31	6.2	18	0
P. Shaw	3	50	16.7	23	0
Lowe	3	0	0.0	0	0
M. Williams	3	0	0.0	0	0
Edwards	2	45	22.5	39	0
Gregor	2	11	5.5	11	0
Johnson	1	41	41.0	36	1
King	1	28	28.0	28	0
Horn	1	12	12.0	12	0
Jones	1	6	6.0	6	0
Duncan	1	0	0.0	0	0
Chargers	23	224	9.7	39	1
Opponents	18	377	20.9	102t	1

Punting	No.	Yds.	Avg.	Net	TB	I-20	Lg.	B
Roberts	62	2540	41.0	35.4	7	16	61	1
Chargers	63	2540	40.3	35.4	7	16	61	1
Opponents	72	2900	40.3	33.1	7	20	56	0

Punt Returns	Ret.	FC	Yds.	Avg.	Lg.	TD
J. Brooks	22	6	290	13.2	42	0
Chandler TM	5	3	79	15.8	30	0
Bauer	1	0	7	7.0	7	0
Edwards	1	0	1	1.0	1	0
Phillips	1	0	0	0.0	0	0
P. Shaw	1	0	1	1.0	1	0
M. Williams	0	1	0	-	-	0
Chargers	31	10	378	12.2	42	0
Opponents	31	7	168	5.4	21	0

Kickoff Returns	Ret.	Yds.	Avg.	Long	TD
J. Brooks	40	949	23.7	47	0
Chandler TM	8	125	15.6	30	0
P. Shaw	6	103	17.2	24	0
C. Williams	4	47	11.8	23	0
Gregor	3	47	15.7	20	0
Sievers	2	4	2.0	4	0
Smith TM	2	32	16.0	20	0
Thompson TM	2	44	22.0	25	0
Bauer	1	14	14.0	14	0
Beaudoin	1	31	31.0	31	0
Henderson	1	26	26.0	26	0
Chargers	70	1422	20.3	47	0
Opponents	88	1528	17.4	48	0

Field Goals	1-19	20-29	30-39	40-49	50+
Benirschke	2/2	7/7	5/8	3/4	2/5
Chargers	2/2	7/7	5/8	3/4	2/5
Opponents	1/2	7/7	9/9	2/5	0/3

Benirschke (50G, 43G, 32G) () (30N, 50N) (52G) (47G) (31N, 39G) (30G) (52N, 18G) (29G, 19G, 22G) (37N, 47G) (32G) () (41N, 50N) (29G, 27G) (29G) (24G, 27G, 39G)

1980 FINAL STATISTICS

YEAR-BY-YEAR STATS

(11-5 Overall) First AFC West - Don Coryell
Home (6-2); Away (5-3); Postseason (1-1)

Date	W/L	Score	Opponent	Att.
09/07	W	34-13	at Seattle	62,042
09/14	W	30-24 OT	Oakland †	51,943
09/21	W	30-13	at Denver	74,970
09/28	W	24-7	at Kansas City	45,161
10/05	L	24-26	Buffalo †	51,982
10/12	L	24-38	at Oakland	44,826
10/19	W	44-7	New York Giants †	50,397
10/26	L	31-42	at Dallas	60,639
11/02	W	31-14	at Cincinnati	46,406
11/09	L	13-20	Denver †	51,435
11/16	W	20-7	Kansas City †	50,248
11/20	W	27-24 OT	at Miami	63,013
11/30	W	22-21	Philadelphia †	51,567
12/07	L	17-40	at Washington	48,556
12/13	W	21-14	Seattle †	49,980
12/22	W	26-17	Pittsburgh †	51,785

AFC Divisional Playoffs

01/03	W	20-14	Buffalo	52,028
-------	---	-------	---------	--------

AFC Championship Game

01/11	L	27-34	Oakland	52,428
-------	---	-------	---------	--------

Team Statistics

	Chargers	Opponents
TOTAL FIRST DOWNS	372	284
Rushing	106	101
Passing	244	156
Penalty	22	27
Third Down: Made/Att.	97/210	95/248
Third Down Pct.	.462	.383
Fourth Down: Made/Att.	0/0	0/0
Fourth Down Pct.	.000	.000
TOTAL NET YARDS	6410	4691
Avg. Per Game	400.6	293.2
Total Plays	1135	1057
Avg. Per Play	5.6	4.4
NET YARDS RUSHING	1879	1842
Avg. Per Game	117.4	115.1
Total Rushes	509	478
NET YARDS PASSING	4531	2849
Avg. Per Game	283.2	178.1
Sacked/Yards Lost	32/210	60/475
Gross Yards	4741	3324
Attempts/Completions	594/350	519/300
Completion Pct.	.589	.578
Had Intercepted	26	20
PUNTS/AVERAGE	61/38.5	86/40.4
NET PUNTING AVG.	31.6	34.8
PENALTIES/YARDS	109/912	104/880
FUMBLES/BALL LOST	40/22	39/18
TOUCHDOWNS	50	40
Rushing	18	18
Passing	30	18
Returns	2	4
TIME OF POSSESSION	29:41	30:19

Score by Quarters

	Q1	Q2	Q3	Q4	OT	PTS.
Chargers	69	190	72	78	9	418
Opponents	54	76	85	112	0	327

Scoring

	TD	RU	PA	RT	PAT	FG	S	PTS.
Benirschke	0	0	0	0	46/48	24/36	0	118
Jefferson	13	0	13	0	0/0	0/0	0	78
Winslow	9	0	9	0	0/0	0/0	0	54
Cappelletti	5	5	0	0	0/0	0/0	0	30
Muncie TM	4	4	0	0	0/0	0/0	0	24
Joiner	4	0	4	0	0/0	0/0	0	24
C. Williams	4	3	1	0	0/0	0/0	0	24
Thomas	3	3	0	0	0/0	0/0	0	18
Fouts	2	2	0	0	0/0	0/0	0	12
McCrary	2	0	2	0	0/0	0/0	0	12
Bauer	1	1	0	0	0/0	0/0	0	6
Edwards	1	0	0	1	0/0	0/0	0	6
Floyd	1	0	1	0	0/0	0/0	0	6
Lowe	1	0	0	1	0/0	0/0	0	6
Chargers	50	18	30	2	46/48	24/36	0	418
Opponents	40	18	18	4	39/40	16/34	0	327

2-Pt. Conversions: Chargers 0-0, Opponents 0-0

Sacks: Chargers 60.0, Opponents 32.0

Passing	Att.	Comp.	Yds.	Comp.%	Yds./Att.	TD	TD%	Int.	Int.%	Long	Sack/Lost	Rating
Fouts	589	348	4715	.591	8.01	30	.051	24	.041	65	32/210	84.7
Luther	3	2	26	.667	8.67	0	.000	1	.333	13	0/0	54.2
Thomas	2	0	0	.000	0.00	0	.000	1	.500	0	0/0	0.0
Chargers	594	350	4741	.589	7.98	30	.051	26	.044	65	32/210	83.0
Opponents	519	300	3324	.578	6.40	18	.035	20	.039	61	60/475	72.4

Rushing	No.	Yds.	Avg.	Long	TD
Muncie TM	135	659	4.9	53	4
Thomas	118	484	4.1	18	3
Cappelletti	101	364	3.6	46	5
C. Williams	97	258	2.7	13	3
Russell	8	41	5.1	10	0
Bauer	10	34	3.4	7	1
Jefferson	1	16	16.0	16	0
Fouts	23	15	0.7	9	2
D. Woods TM	4	10	2.5	5	0
Luther	3	5	1.7	9	0
Fuller	2	0	0.0	0	0
Partridge	3	0	0.0	0	0
Harrington	4	-7	-1.7	-1	0
Chargers	509	1879	3.7	53	18
Opponents	478	1842	3.9	89t	18

Receiving	No.	Yds.	Avg.	Long	TD
Winslow	89	1290	14.5	65	9
Jefferson	82	1340	16.3	58t	13
Joiner	71	1132	15.9	51	4
Thomas	29	218	7.5	27	0
C. Williams	26	230	8.8	26	1
Muncie TM	24	234	9.8	19	0
Cappelletti	13	112	8.6	12	0
McCrary	11	106	9.6	28t	2
Smith	4	48	12.0	24	0
Floyd	1	31	31.0	31t	1
Chargers	350	4741	13.5	65	30
Opponents	300	3324	11.1	61	18

Interceptions	No.	Yds.	Avg.	Long	TD
Edwards	5	122	24.4	68t	1
P. Shaw	4	50	12.5	25	0
Lowe	3	72	24.0	28	1
Buchanon	2	13	6.5	7	0
Laslavic	2	11	5.5	11	0
Kelcher	1	2	2.0	2	0
Stringert	1	0	0.0	0	0
Thrift	1	0	0.0	0	0
M. Williams	1	0	0.0	0	0
Chargers	20	270	13.5	68t	2
Opponents	26	419	16.1	51t	1

Punting	No.	Yds.	Avg.	Net	TB	I-20	Lg.	B
Partridge	60	2347	39.1	31.6	3	10	55	1
Chargers	61	2347	38.5	31.6	3	10	55	1
Opponents	86	3471	40.4	34.8	7	21	62	3

Punt Returns	Ret.	FC	Yds.	Avg.	Lg.	TD
Fuller	30	12	298	9.9	31	0
P. Shaw	5	0	20	4.0	6	0
Edwards	4	1	17	4.3	8	0
Floyd	1	0	0	0.0	0	0
Horn	1	0	0	0.0	0	0
Chargers	41	13	335	8.2	31	0
Opponents	43	5	359	8.3	42	0

Kickoff Returns	Ret.	Yds.	Avg.	Long	TD
Muncie TM	16	344	21.5	44	0
Fuller	15	289	19.3	30	0
Smith	10	186	18.6	27	0
Jackson TM	9	149	16.6	32	0
Duncan	5	85	17.0	22	0
Bauer	2	37	18.5	23	0
Laslavic	2	26	13.0	21	0
Cappelletti	1	0	0.0	0	0
Jefferson	1	0	0.0	0	0
Russell	1	19	19.0	19	0
Chargers	62	1135	18.3	44	0
Opponents	75	1617	21.6	53	0

Field Goals	1-19	20-29	30-39	40-49	50+
Benirschke	0/0	7/8	8/12	6/10	3/6
Chargers	0/0	7/8	8/12	6/10	3/6
Opponents	0/0	4/5	2/5	9/14	1/0
Benirschke (41G, 29G) (52N, 52G) (53G, 32G, 42G) (37N, 32G) (30N, 29G) (43N, 25G) (50G) (45N, 45G) (40G) (52N, 38N, 30G, 34G) (50B, 35N, 43N, 44N) (37G, 28G) (34G, 45G, 42G) (26G) (23N) (33G, 26G, 26G, 33G)					

1978 FINAL STATISTICS

YEAR-BY-YEAR STATS

(9-7 Overall) Fourth AFC West - Tommy Prothro (1-3);
Home (5-3); Away (4-4)
Don Coryell (8-4)

Date	W/L	Score	Opponent	Att.
09/03	W	24-20	at Seattle	55,778
09/10	L	20-21	Oakland †	51,653
09/17	L	14-27	at Denver	74,983
09/24	L	3-24	Green Bay	42,755
10/01	L	23-28	at New England	60,781
10/08	W	23-0	Denver †	50,077
10/15	L	21-28	Miami	50,637
10/22	L	14-31	at Detroit	54,031
10/29	W	27-33	at Oakland	52,612
11/05	W	22-13	Cincinnati	43,639
11/12	W	29-23 OT	Kansas City	41,395
11/19	W	13-7	at Minnesota	38,859
11/26	L	0-23	at Kansas City	26,248
12/04	W	40-7	Chicago †	48,492
12/10	W	37-10	Seattle	49,975
12/17	W	45-24	at Houston	49,554

Team Statistics	Chargers	Opponents
TOTAL FIRST DOWNS	315	273
Rushing	116	114
Passing	171	141
Penalty	28	18
Third Down: Made/Att.	96/233	81/218
Third Down Pct.	.412	.372
Fourth Down: Made/Att.	0/0	0/0
Fourth Down Pct.	.000	.000
TOTAL NET YARDS	5471	4559
Avg. Per Game	341.9	284.9
Total Plays	1099	1005
Avg. Per Play	5.0	4.5
NET YARDS RUSHING	2096	2208
Avg. Per Game	131.0	138.0
Total Rushes	590	510
NET YARDS PASSING	3375	2351
Avg. Per Game	210.9	146.9
Sacked/Yards Lost	32/191	54/474
Gross Yards	3566	2825
Attempts/Completions	477/271	441/237
Completion Pct.	.568	.537
Had Intercepted	30	22
PUNTS/AVERAGE	75/36.3	99/38.5
NET PUNTING AVG.	29.4	31.5
PENALTIES/YARDS	98/748	99/862
FUMBLES/BALL LOST	37/20	32/16
TOUCHDOWNS	44	40
Rushing	16	12
Passing	26	23
Returns	2	5
TIME OF POSSESSION	31:38	28:22

Score by Quarters	Q1	Q2	Q3	Q4	OT	PTS.
Chargers	64	111	87	87	6	355
Opponents	58	112	47	92	0	309

Scoring	TD	RU	PA	RT	PAT	FG	S	PTS.
Benirschke	0	0	0	0	37/43	18/22	0	91
Jefferson	13	0	13	0	0/0	0/0	0	78
Bauer	9	8	1	0	0/0	0/0	0	54
Mitchell	5	3	2	0	0/0	0/0	0	30
Burton	3	0	3	0	0/0	0/0	0	18
D. Woods	3	3	0	0	0/0	0/0	0	18
Curran	2	0	2	0	0/0	0/0	0	12
Fouts	2	2	0	0	0/0	0/0	0	12
Klein	2	0	2	0	0/0	0/0	0	12
Fuller	1	0	0	1	0/0	0/0	0	6
Johnson	1	0	0	1	0/0	0/0	0	6
Joiner	1	0	1	0	0/0	0/0	0	6
McCrary TM	1	0	1	0	0/0	0/0	0	6
McDonald	1	0	1	0	0/0	0/0	0	6
Chargers	44	16	26	2	37/43	18/22	0	355
Opponents	40	12	23	5	36/39	11/22	0	309

2-Pt. Conversions: Chargers 0-0, Opponents 0-0

Field Goals	1-19	20-29	30-39	40-49	50+
Benirschke	2/2	9/10	4/6	3/4	0/0
Chargers	2/2	9/10	4/6	3/4	0/0
Opponents	0/0	3/5	5/5	3/11	0/1
Benirschke (18G) (28B) (1)(43G) (41G, 38N) (28G, 20G, 24G) (1)(31N) (27G, 32G) (26G, 20G, 40N, 37G) (28G) (1)(1)(32G, 44G) (37G, 26G, 27G) (19G)					

Sacks: Chargers 54.0, Opponents 32.0

Rushing	No.	Yds.	Avg.	Long	TD
Mitchell	214	820	3.8	25	3
D. Woods	151	514	3.4	27	3
Bauer	85	304	3.6	37t	8
Matthews	71	286	4.0	28	0
C. Williams	27	76	2.8	12	0
Fouts	20	43	2.2	22	2
McCrary TM	2	18	9.0	16	0
Anderson	3	11	3.7	6	0
Barnes TM	3	8	2.7	4	0
Harris	10	7	0.7	9	0
Jefferson	1	7	7.0	7	0
Rodgers	1	5	5.0	5	0
West	1	0	0.0	0	0
Olander	1	-3	-3.0	-3	0
Chargers	590	2096	3.6	37t	16
Opponents	510	2208	4.3	58	12

Receiving	No.	Yds.	Avg.	Long	TD
Mitchell	57	500	8.8	55t	2
Jefferson	56	1001	17.9	46t	13
Klein	34	413	12.4	24	2
D. Woods	34	295	8.7	29	0
Joiner	33	607	18.4	46	1
Matthews	11	78	7.1	13	0
Bauer	10	78	7.8	14t	1
Owens	9	188	20.9	41	0
Curran	9	92	10.2	20	2
Burton	5	127	25.4	55t	3
Rodgers	5	47	9.4	12	0
McDonald	3	84	28.0	37t	1
Barnes TM	2	13	6.5	7	0
McCrary TM	1	29	29.0	29t	1
C. Williams	1	17	17.0	17	0
Anderson	1	-3	-3.0	-3	0
Chargers	271	3566	13.2	55t	26
Opponents	237	2825	11.9	64t	23

Interceptions	No.	Yds.	Avg.	Long	TD
Fuller	4	44	11.0	23	1
Edwards	3	43	14.3	24	0
M. Williams	3	23	7.7	23	0
Stringert	2	4	2.0	2	0
P. Shaw	2	0	0.0	0	0
Johnson	1	52	52.0	52t	1
Lowe	1	16	16.0	16	0
Dove	1	4	4.0	4	0
King	1	3	3.0	3	0
Middleton	1	2	2.0	2	0
Goode	1	0	0.0	0	0
Horn	1	0	0.0	0	0
Kelcher	1	0	0.0	0	0
Chargers	22	191	8.7	52t	2
Opponents	30	470	15.7	77t	2

Punting	No.	Yds.	Avg.	Net	TB	I-20	Lg.	B
West	73	2720	37.3	29.4	8	22	59	2
Chargers	75	2720	36.3	29.4	8	22	59	2
Opponents	99	3808	38.5	31.5	5	15	69	0

Punt Returns	Ret.	FC	Yds.	Avg.	Lg.	TD
Fuller	39	10	436	11.2	34	0
Rodgers	11	5	88	8.0	15	0
P. Shaw	4	3	46	11.5	16	0
Goode	1	0	0	0.0	0	0
Owens	1	0	20	20.0	20	0
M. Williams	1	1	0	0.0	0	0
Chargers	57	19	590	10.4	34	0
Opponents	37	9	356	9.6	75t	1

Kickoff Returns	Ret.	Yds.	Avg.	Long	TD
Owens	20	524	26.2	77	0
Rodgers	11	287	26.1	36	0
Anderson	6	83	13.8	21	0
C. Williams	6	143	23.8	33	0
Fuller	5	109	21.8	32	0
Horn	2	27	13.5	16	0
D. Woods	2	37	18.5	19	0
Klein	1	13	13.0	13	0
Macek	1	6	6.0	6	0
Middleton	1	5	5.0	5	0
Preston	1	15	15.0	15	0
Slater	1	3	3.0	3	0
Stringert	1	0	0.0	0	0
Chargers	58	1252	21.6	77	0
Opponents	69	1457	21.1	48	0

Passing	Att.	Comp.	Yds.	Comp.%	Yds./Att.	TD	TD%	Int.	Int.%	Long	Sack/Lost	Rating
Fouts	381	224	2999	.588	7.87	24	.063	20	.052	55t	22/130	83.0
Harris	88	42	518	.477	5.89	2	.023	9	.102	34t	8/43	34.4
Olander	8	5	49	.625	6.13	0	.000	1	.125	22	2/18	40.1
Chargers	477	271	3566	.568	7.48	26	.055	30	.063	55t	32/191	72.5
Opponents	441	237	2825	.537	6.41	23	.052	22	.050	22	54/474	70.2



1977 FINAL STATISTICS

YEAR-BY-YEAR STATS

(7-7 Overall) Third AFC West - Tommy Prothro
Home (3-4); Away (4-3)

Date	W/L	Score	Opponent	Att.
09/18	L	0-24	at Oakland	51,022
09/25	W	23-7	at Kansas City	56,146
10/02	W	24-3	Cincinnati	40,352
10/09	W	14-0	at New Orleans	53,942
10/16	L	20-24	New England	50,327
10/23	L	16-21	Kansas City	33,010
10/30	W	14-13	at Miami	40,670
11/06	L	0-20	at Detroit	72,559
11/13	L	14-17	Denver	45,211
11/20	W	12-7	Oakland	50,887
11/27	W	30-28	at Seattle	58,994
12/04	W	37-14	Cleveland	37,312
12/11	L	9-17	at Denver	74,905
12/18	L	9-10	Pittsburgh	50,727

Team Statistics	Chargers	Opponents
TOTAL FIRST DOWNS	235	228
Rushing	93	102
Passing	121	105
Penalty	21	21
Third Down: Made/Att.	77/194	75/193
Third Down Pct.	.397	.389
Fourth Down: Made/Att.	0/0	0/0
Fourth Down Pct.	.000	.000
TOTAL NET YARDS	4005	3652
Avg. Per Game	286.1	260.9
Total Plays	881	882
Avg. Per Play	4.5	4.1
NET YARDS RUSHING	1761	1927
Avg. Per Game	125.8	137.6
Total Rushes	488	508
NET YARDS PASSING	2244	1725
Avg. Per Game	160.3	123.2
Sacked/Yards Lost	24/198	44/363
Gross Yards	2442	2088
Attempts/Completions	369/206	330/172
Completion Pct.	.558	.521
Had Intercepted	20	21
PUNTS/AVERAGE	73/37.1	76/40.6
NET PUNTING AVG.	31.1	32.4
PENALTIES/YARDS	97/813	87/831
FUMBLES/BALL LOST	29/11	28/10
TOUCHDOWNS	25	26
Rushing	10	11
Passing	11	14
Returns	4	1
TIME OF POSSESSION	30:13	29:47

Score by Quarters	Q1	Q2	Q3	Q4	OT	PTS.
Chargers	70	65	29	58	0	222
Opponents	37	34	52	82	0	205

Scoring	TD	RU	PA	RT	PAT	FG	S	PTS.
Benirschke	0	0	0	0	21/24	17/23	0	72
Joiner	6	0	6	0	0/0	0/0	0	36
Young	4	4	0	0	0/0	0/0	0	24
Dean	2	0	0	2	0/0	0/0	0	12
Dorsey	2	0	2	0	0/0	0/0	0	12
Fuller	2	1	0	1	0/0	0/0	0	12
Harris	2	2	0	0	0/0	0/0	0	12
C. Williams	2	2	0	0	0/0	0/0	0	12
D. Woods	2	1	1	0	0/0	0/0	0	12
Bauer	1	0	1	0	0/0	0/0	0	6
Jones	1	0	0	1	0/0	0/0	0	6
Klein	1	0	1	0	0/0	0/0	0	6
Chargers	25	10	11	4	21/24	17/23	0	222
Opponents	26	11	14	1	25/26	8/13	0	205

2-Pt. Conversions: Chargers 0-0, Opponents 0-0

Sacks: Chargers 44.0, Opponents 24.0

Rushing	No.	Yds.	Avg.	Long	TD
Young	157	543	3.5	15	4
D. Woods	118	405	3.4	29t	1
J. Washington	62	217	3.5	19	0
C. Williams	50	215	4.3	46	2
Matthews	43	193	4.5	22	0
Barnes	24	70	2.9	7	0
Rodgers	3	44	14.7	33	0
Olander	7	30	4.3	17	0
Fouts	6	13	2.2	11	0
Harris	10	13	1.3	12	2
Fuller	1	7	7.0	7t	1
Bauer	4	4	1.0	3	0
Owens	1	3	3.0	3	0
Curran	1	2	2.0	2	0
Munson	1	2	2.0	2	0
Chargers	488	1761	3.6	46	10
Opponents	508	1927	3.8	35	11

Receiving	No.	Yds.	Avg.	Long	TD
Young	48	423	8.8	28	0
Joiner	35	542	15.5	32t	6
J. Washington	31	244	7.9	29	0
Klein	20	244	12.2	41	1
D. Woods	18	218	12.1	78	1
McDonald	13	174	13.4	22	0
Rodgers	12	187	15.6	43	0
Dorsey	10	198	19.8	67t	2
Curran	10	123	12.3	20	0
Matthews	3	41	13.7	23	0
C. Williams	3	20	6.7	9	0
Bauer	1	15	15.0	15t	1
Barnes	1	10	10.0	10	0
West	1	3	3.0	3	0
Chargers	206	2442	11.9	78	11
Opponents	172	2088	12.1	74t	14

Interceptions	No.	Yds.	Avg.	Long	TD
Fuller	5	61	12.2	37	0
Stringert	4	64	16.0	29	0
Duren	4	45	11.3	25	0
M. Williams	3	36	12.0	36	0
Dove	1	32	32.0	32	0
Lowe	1	28	28.0	28	0
Dean	1	22	22.0	22t	1
Jones	1	17	17.0	17t	1
Horn	1	12	12.0	12	0
Chargers	21	317	15.1	37	2
Opponents	20	109	5.5	20	0

Punting	No.	Yds.	Avg.	Net	TB	I-20	Lg.	B
West	72	2707	37.6	31.1	3	10	59	1
Chargers	73	2707	37.1	31.1	3	10	59	1
Opponents	76	3084	40.6	32.4	5	13	65	0

Punt Returns	Ret.	FC	Yds.	Avg.	Lg.	TD
Fuller	28	2	360	12.9	88t	1
Rodgers	15	0	158	10.5	52	0
Dove	1	0	3	3.0	3	0
C. Williams	1	0	0	0.0	0	0
M. Williams	1	0	0	0.0	0	0
P. Shaw	0	1	0	-	-	0
Chargers	46	3	521	11.3	88t	1
Opponents	40	6	378	9.5	37	0

Kickoff Returns	Ret.	Yds.	Avg.	Long	TD
C. Williams	24	481	20.0	32	0
Owens	8	132	16.5	19	0
Rodgers	4	66	16.5	33	0
Joiner	1	8	8.0	8	0
Middleton	1	20	20.0	20	0
D. Woods	1	27	27.0	27	0
Chargers	39	734	18.8	33	0
Opponents	47	952	20.3	40	0

Field Goals	1-19	20-29	30-39	40-49	50+
Benirschke	0/0	5/5	6/9	6/8	0/1
Chargers	0/0	5/5	6/9	6/8	0/1
Opponents	0/0	3/3	4/5	1/4	0/1
Benirschke ()	(31G, 32B) (37N, 42G) () () (40G, 47G, 24G) (46B) (47N) (31B, 51N) (22G, 46G) (40G, 26G, 39G) (35G, 36G, 24G) (46G, 32G, 27G) (38G)				

Passing	Att.	Comp.	Yds.	Comp.%	Yds./Att.	TD	TD%	Int.	Int.%	Long	Sack/Lost	Rating
Harris	211	109	1240	.517	5.88	5	.024	11	.052	78	12/106	55.8
Fouts	109	69	869	.633	7.97	4	.037	6	.055	67t	10/77	77.4
Munson	31	20	225	.645	7.26	1	.032	1	.032	28	1/11	83.4
Olander	16	7	76	.438	4.75	0	.000	2	.125	15	1/4	18.8
J. Washington	1	1	32	100.0	32.00	1	100.0	0	.000	32t	0/0	158.3
D. Woods	1	0	0	.000	0.00	0	.000	0	.000	0	0/0	39.6
Chargers	369	206	2442	.558	6.62	11	.030	20	.054	78	24/198	63.5
Opponents	330	172	2088	.521	6.33	14	.042	21	.064	74t	44/363	59.5



1975 FINAL STATISTICS

YEAR-BY-YEAR STATS

(2-12 Overall) Fourth AFC West - Tommy Prothro
Home (1-6); Away (1-6)

Date	W/L	Score	Opponent	Att.
09/21	L	0-37	Pittsburgh	35,853
09/28	L	17-33	at Houston	33,765
10/05	L	0-6	Oakland	31,095
10/12	L	10-13 OT	Los Angeles	37,382
10/19	L	10-12	Kansas City	26,469
10/26	L	0-25	at Oakland	42,796
11/01	L	24-35	at New York Giants	52,032
11/09	L	19-33	New England	24,349
11/16	L	17-27	Denver	26,048
11/23	L	13-28	at Minnesota	43,737
11/30	L	10-13 OT	at Denver	44,982
12/07	W	28-20	at Kansas City	46,888
12/15	W	24-16	New York Jets	49,706
12/21	L	17-47	at Cincinnati	46,474

Team Statistics		Chargers	Opponents
TOTAL FIRST DOWNS			
Rushing		198	312
Passing		98	154
Penalty		89	139
Third Down: Made/Att.		11	19
Third Down Pct.		54/188	110/217
Fourth Down: Made/Att.		.287	.507
Fourth Down Pct.		0/1	0/1
TOTAL NET YARDS			
Avg. Per Game		.000	.000
Total Plays		3411	4952
Avg. Per Play		243.6	353.7
NET YARDS RUSHING			
Avg. Per Game		821	1022
Total Rushes		4.2	4.8
NET YARDS PASSING			
Avg. Per Game		1801	2442
Sacked/Yards Lost		128.6	174.4
Gross Yards		434	606
Attempts/Completions		1610	2510
Completion Pct.		115.0	179.3
Had Intercepted		50/388	26/209
PUNTS/AVERAGE			
NET PUNTING AVG.		1998	2719
PENALTIES/YARDS		337/165	390/237
FUMBLES/BALL LOST		490	608
TOUCHDOWNS		17	20
Rushing		79/36.8	56/39.8
Passing		31.1	30.4
Returns		84/705	81/686
TIME OF POSSESSION		32/12	34/14
		22	40
		14	21
		7	16
		1	3
		34:24	25:36

Score by Quarters	Q1	Q2	Q3	Q4	OT	PTS.
Chargers	37	54	55	43	0	189
Opponents	90	102	69	78	6	345

Scoring	TD	RU	PA	RT	PAT	FG	S	PTS.
Wersching	0	0	0	0	20/21	12/24	0	56
Young	6	5	1	0	0/0	0/0	0	36
Matthews	3	3	0	0	0/0	0/0	0	18
McDonald	3	0	3	0	0/0	0/0	0	18
Fouts	2	2	0	0	0/0	0/0	0	12
Garrison	2	0	2	0	0/0	0/0	0	12
Scarber	2	1	1	0	0/0	0/0	0	12
D. Woods	2	2	0	0	0/0	0/0	0	12
T. Baker	1	1	0	0	0/0	0/0	0	6
Fuller	1	0	0	1	0/0	0/0	0	6
Curran	0	0	0	0	0/0	0/0	0	1
Chargers	22	14	7	1	20/21	12/24	0	189
Opponents	40	21	16	3	35/39	22/34	2	345

2-Pt. Conversions: Chargers 0-0, Opponents 0-0

Sacks: Chargers 26.0, Opponents 50.0

Rushing	No.	Yds.	Avg.	Long	TD
Young	138	577	4.2	48t	5
D. Woods	87	317	3.6	17	2
Matthews	71	254	3.6	24	3
Fouts	23	170	7.4	32	2
T. Baker	42	131	3.1	18	1
Bonner	28	120	4.3	12	0
Douglass TM	10	42	4.2	9	0
Scarber	15	68	4.5	18	1
Freitas	11	56	5.1	17	0
Garrison	3	30	10.0	20	0
Curran	3	21	7.0	12	0
Carter TM	2	11	5.5	9	0
Atkins	1	4	4.0	4	0
Chargers	434	1801	4.1	48t	21
Opponents	606	2442	4.0	46t	14

Receiving	No.	Yds.	Avg.	Long	TD
Curran	45	619	13.8	39	0
Garrison	27	438	16.2	40	2
Young	21	166	7.9	16	1
McDonald	19	298	15.7	57	3
D. Woods	13	101	7.8	22	0
Scarber	12	68	5.7	12	1
Matthews	9	59	6.6	22	0
Sweet	8	147	18.4	52	0
T. Baker	6	27	4.5	7	0
Briscoe TM	2	25	12.5	14	0
Bonner	2	8	4.0	5	0
Bradley	1	42	42.0	42	0
Chargers	165	1998	12.1	57	7
Opponents	237	2719	11.5	60t	16

Interceptions	No.	Yds.	Avg.	Long	TD
Fletcher	6	100	16.7	45	0
M. Williams	4	67	16.8	40	0
Colbert	2	10	5.0	10	0
Graham	2	5	2.5	4	0
Goode	1	37	37.0	37	0
Mahalic	1	3	3.0	3	0
Fuller	1	1	1.0	1	0
Beauchamp TM	1	0	0.0	0	0
Rice	1	0	0.0	0	0
S. Williams	1	0	0.0	0	0
Chargers	20	223	11.2	45	0
Opponents	17	371	21.8	81	1

Punting	No.	Yds.	Avg.	Net	TB	I-20	Lg.	B
Partee	79	2910	36.8	31.1	4	0	56	1
Chargers	79	2910	36.8	31.1	4	0	56	1
Opponents	56	2227	39.8	30.4	4	0	64	0

Punt Returns	Ret.	FC	Yds.	Avg.	Lg.	TD
Fuller	36	0	410	11.4	52	1
Colbert	2	0	32	16.0	23	0
Chargers	38	0	442	11.6	52	1
Opponents	48	9	373	7.8	32	0

Kickoff Returns	Ret.	Yds.	Avg.	Long	TD
Fuller	31	725	23.4	34	0
Young	15	323	21.5	34	0
Smith	8	222	27.8	41	0
Andrews	6	93	15.5	27	0
Colbert	5	91	18.2	26	0
Curran	3	28	9.3	15	0
Markovich	1	0	0.0	0	0
Chargers	69	1482	21.5	41	0
Opponents	40	1101	27.5	64	0

Field Goals	1-19	20-29	30-39	40-49	50+
Wersching	0/0	4/4	5/9	3/9	0/2
Chargers	0/0	4/4	5/9	3/9	0/2
Opponents	2/2	12/14	6/6	2/11	0/1
Wersching () (53N, 29G) () (38N, 42N, 36G) (36N, 49N, 36G) (34N) (26G) (41G, 49N, 30G, 25G, 37G) (22G) (47N) (34G) (30N) (46N, 49N, 45G) (52N, 43G)					

Passing	Att.	Comp.	Yds.	Comp.%	Yds./Att.	TD	TD%	Int.	Int.%	Long	Sack/Lost	Rating
Fouts	195	106	1396	.544	7.16	2	.020	10	.051	57	25/197	59.3
Freitas	110	49	525	.445	4.77	5	.045	5	.045	42	20/138	55.3
Douglass TM	27	7	53	.259	1.96	0	.000	1	.037	22	4/43	24.2
Carter TM	5	3	24	.600	4.80	0	.000	1	.200	11	1/10	32.5
Chargers	337	165	1998	.490	5.93	7	.021	17	.050	57	50/388	53.5
Opponents	390	237	2719	.608	6.97	16	.041	20	.051	60t	26/209	74.1

1974 FINAL STATISTICS

YEAR-BY-YEAR STATS

(5-9 Overall) Fourth AFC West - Tommy Prothro
Home (3-4); Away (2-5)

Date	W/L	Score	Opponent	Att.
09/15	L	14-21	at Houston	25,317
09/22	W	20-17	at Cincinnati	51,178
09/29	L	21-28	Miami	44,706
10/06	L	7-13	Philadelphia	36,124
10/13	L	10-14	Oakland	40,539
10/20	L	7-27	at Denver	50,928
10/27	L	14-24	Kansas City	34,371
11/03	W	36-35	Cleveland	35,683
11/10	W	14-7	at Kansas City	48,551
11/17	L	10-17	at Oakland	50,178
11/24	L	0-34	at Green Bay	56,267
12/01	L	14-27	at New York Jets	44,888
12/08	W	28-21	Chicago	33,662
12/15	W	17-0	Denver	36,571

Team Statistics	Chargers	Opponents
TOTAL FIRST DOWNS	245	272
Rushing	113	128
Passing	117	127
Penalty	15	17
Third Down: Made/Att.	71/172	61/149
Third Down Pct.	.413	.409
Fourth Down: Made/Att.	0/0	0/3
Fourth Down Pct.	.000	.000
TOTAL NET YARDS	4415	4830
Avg. Per Game	315.4	345.0
Total Plays	880	893
Avg. Per Play	5.0	5.4
NET YARDS RUSHING	2111	2160
Avg. Per Game	150.8	154.3
Total Rushes	508	508
NET YARDS PASSING	2304	2670
Avg. Per Game	164.6	190.7
Sacked/Yards Lost	23/175	18/145
Gross Yards	2479	2815
Attempts/Completions	349/165	367/222
Completion Pct.	.473	.605
Had Intercepted	22	15
PUNTS/AVERAGE	76/40.0	66/40.6
NET PUNTING AVG.	32.9	35.0
PENALTIES/YARDS	74/609	80/751
FUMBLES/BALL LOST	24/11	19/13
TOUCHDOWNS	28	37
Rushing	15	21
Passing	12	13
Returns	1	3
TIME OF POSSESSION	30:00	30:00

Score by Quarters	Q1	Q2	Q3	Q4	OT	PTS.
Chargers	21	61	54	76	0	212
Opponents	68	76	62	79	0	285

Scoring	TD	RU	PA	RT	PAT	FG	S	PTS.
D. Woods	10	7	3	0	0/0	0/0	0	60
Garrison	5	0	5	0	0/0	0/0	0	30
Partee	0	0	0	0	26/28	1/5	0	29
Bonner	6	3	1	0	0/0	0/0	0	24
Matthews	4	4	0	0	0/0	0/0	0	24
Wersching	0	0	0	0	0/0	5/11	0	15
Davis	2	0	2	0	0/0	0/0	0	12
Fouts	1	1	0	0	0/0	0/0	0	6
Gay	1	0	0	1	0/0	0/0	0	6
Stewart	1	0	1	0	0/0	0/0	0	6
Chargers	28	15	12	1	26/28	6/16	0	212
Opponents	37	21	13	3	36/37	9/20	0	285

2-Pt. Conversions: Chargers 0-0, Opponents 0-0

Sacks: Chargers 18.0, Opponents 23.0

Rushing	No.	Yds.	Avg.	Long	TD
D. Woods	227	1162	5.1	56t	7
Matthews	95	328	3.5	16	4
Edwards	65	261	4.0	30	0
Bonner	66	199	3.0	12	3
Fouts	19	63	3.3	16	1
Thomas	21	56	2.7	12	0
D. Gordon	1	25	25.0	25	0
Freitas	6	16	2.7	9	0
Thompson	6	8	1.3	8	0
Davis	2	-7	-3.5	2	0
Chargers	508	2111	4.2	56t	15
Opponents	508	2160	4.3	43	21

Receiving	No.	Yds.	Avg.	Long	TD
Garrison	41	785	19.1	71t	5
D. Woods	26	349	13.4	75t	3
Stewart	19	283	14.9	29	1
Davis	18	432	24.0	70t	2
Edwards	13	102	7.8	16	0
Matthews	12	90	7.5	23	0
Bonner	11	101	9.2	22	1
LeVias	9	105	11.7	18	0
Beirne	7	121	17.3	26	0
Grannell	3	51	17.0	22	0
Parris	3	36	12.0	17	0
D. Gordon	2	15	7.5	17	0
Thomas	1	9	9.0	9	0
Chargers	165	2479	15.0	75t	12
Opponents	222	2815	12.7	84t	13

Interceptions	No.	Yds.	Avg.	Long	TD
Fletcher	4	74	18.5	31	0
Howard	3	52	17.3	23	0
Rice	3	44	14.7	15	0
Beauchamp	1	35	35.0	35	0
Williams	1	25	25.0	25	0
Anthony	1	23	23.0	23	0
Hoey	1	20	20.0	20	0
Gersbach	1	0	0.0	0	0
Chargers	15	273	18.2	35	0
Opponents	22	311	14.1	38t	1

Punting	No.	Yds.	Avg.	Net	TB	I-20	Lg.	B
Partee	76	3042	40.0	32.9	7	0	65	0
Chargers	76	3042	40.0	32.9	7	0	65	0
Opponents	66	2679	40.6	35.0	4	0	62	0

Punt Returns	Ret.	FC	Yds.	Avg.	Lg.	TD
Colbert	15	1	128	8.5	28	0
D. Gordon	8	3	39	4.9	12	0
LeVias	5	0	41	8.2	22	0
Davis	4	0	34	8.5	16	0
Hoey	4	0	38	9.5	15	0
Beirne	1	0	7	7.0	7	0
Chargers	37	4	287	7.8	28	0
Opponents	48	2	401	8.4	34	0

Kickoff Returns	Ret.	Yds.	Avg.	Long	TD
D. Gordon	14	354	25.3	39	0
Thompson	12	242	20.2	35	0
Colbert	10	215	21.5	26	0
LeVias	6	116	19.3	27	0
Hoey	3	73	24.3	27	0
Parris	3	29	9.7	13	0
D. Woods	3	61	20.3	29	0
Thomas	2	32	16.0	18	0
Dunlap	1	19	19.0	19	0
Stewart	1	1	1.0	1	0
Chargers	55	1142	20.8	39	0
Opponents	39	960	24.6	61	0

Field Goals	1-19	20-29	30-39	40-49	50+
Wersching	0/0	1/1	1/3	3/4	0/3
Partee	0/0	1/2	0/2	0/1	0/0
Chargers	0/0	2/3	1/5	3/5	0/3
Opponents	0/0	6/8	2/6	1/5	0/1
Wersching (48N) (62B, 28G) (1)(1)(42G) (1)(1) (54B, 40G) (36N) (39N, 42G) (1)(1) (53N, 37G)					
Partee (40N, 38N) (22G) (33N) (22B) (1)(1)(1)(1)(1)(1)(1)(1)					

Passing	Att.	Comp.	Yds.	Comp.%	Yds./Att.	TD	TD%	Int.	Int.%	Long	Sack/Lost	Rating
Fouts	237	115	1732	.485	7.31	8	.034	13	.055	75t	12/99	61.4
Freitas	109	49	719	.450	6.60	3	.028	8	.073	72t	11/76	45.6
D. Woods	3	1	28	.333	9.33	1	.333	1	.333	28t	0/0	68.8
Chargers	349	165	2479	.473	7.10	12	.034	22	.063	75t	23/175	56.3
Opponents	367	222	2815	.605	7.67	13	.035	15	.041	84t	18/145	79.2

1972 FINAL STATISTICS

YEAR-BY-YEAR STATS

(4-9-1 Overall) Fourth AFC West - Harland Svare
Home (2-5); Away (2-4-1)

Date	W/L	Score	Opponent	Att.
09/17	L	3-34	at San Francisco	59,438
09/24	W	37-14	Denver	49,048
10/01	T	17-17	at Oakland	53,455
10/08	W	23-20	at Baltimore	55,459
10/15	L	10-24	at Miami	80,010
10/22	L	20-34	at Detroit	54,371
10/29	L	14-26	Kansas City	54,533
11/05	L	28-34	Dallas	54,476
11/13	L	17-21	Cleveland	54,205
11/19	W	27-17	at Kansas City	79,011
11/26	W	34-20	Houston	46,289
12/03	L	19-21	Oakland	54,611
12/10	L	13-38	at Denver	51,478
12/17	L	2-24	Pittsburgh	52,873

Team Statistics	Chargers	Opponents
TOTAL FIRST DOWNS	262	244
Rushing	123	99
Passing	116	124
Penalty	23	21
Third Down: Made/Att.	79/166	58/135
Third Down Pct.	.476	.430
Fourth Down: Made/Att.	2/4	2/2
Fourth Down Pct.	.500	100.0
TOTAL NET YARDS	4299	3881
Avg. Per Game	307.1	277.2
Total Plays	904	819
Avg. Per Play	4.8	4.7
NET YARDS RUSHING	1995	1673
Avg. Per Game	142.5	119.5
Total Rushes	504	435
NET YARDS PASSING	2304	2208
Avg. Per Game	164.6	157.7
Sacked/Yards Lost	23/212	26/233
Gross Yards	2516	2441
Attempts/Completions	377/192	358/201
Completion Pct.	.509	.561
Had Intercepted	28	24
PUNTS/AVERAGE	45/40.3	56/38.4
NET PUNTING AVG.	34.6	34.1
PENALTIES/YARDS	87/789	75/679
FUMBLES/BALL LOST	40/20	26/10
TOUCHDOWNS	30	41
Rushing	12	18
Passing	15	18
Returns	3	5
TIME OF POSSESSION	34:17	21:26

Score by Quarters	Q1	Q2	Q3	Q4	OT	PTS.
Chargers	51	81	33	99	0	264
Opponents	75	96	85	88	0	344

Scoring	TD	RU	PA	RT	PAT	FG	S	PTS.
Partee	0	0	0	0	26/28	15/25	0	71
Edwards	7	5	2	0	0/0	0/0	0	42
Garrett	7	6	1	0	0/0	0/0	0	42
Garrison	7	0	7	0	0/0	0/0	0	42
Williams	3	0	3	0	0/0	0/0	0	18
Dicus	2	0	2	0	0/0	0/0	0	12
McClard	0	0	0	0	2/2	3/6	0	11
Beauchamp	1	0	0	1	0/0	0/0	0	6
Hadl	1	1	0	0	0/0	0/0	0	6
Mauck	1	0	0	1	0/0	0/0	0	6
Taylor	1	0	0	1	0/0	0/0	0	6
Costa	0	0	0	0	0/0	0/0	1	2
Chargers	30	12	15	3	28/30	18/31	1	264
Opponents	41	18	18	5	41/41	19/28	0	344

2-Pt. Conversions: Chargers 0-0, Opponents 0-0

Sacks: Chargers 26.0, Opponents 23.0

Passing	Att.	Comp.	Yds.	Comp.%	Yds./Att.	TD	TD%	Int.	Int.%	Long	Sack/Lost	Rating
Hadl	370	190	2449	.514	6.62	15	.041	26	.070	61	19/187	56.7
Clark	6	2	67	.333	11.17	0	.000	2	.333	62	2/9	36.8
Garrett	1	0	0	.000	0.00	0	.000	0	.000	0	2/16	39.6
Chargers	377	192	2516	.509	6.67	15	.040	28	.074	62	23/212	54.6
Opponents	358	201	2441	.561	6.82	18	.050	24	.067	45t	26/233	66.1

Rushing	No.	Yds.	Avg.	Long	TD
Garrett	272	1031	3.8	41t	6
Edwards	157	679	4.3	31t	5
Hadl	22	99	4.5	17	1
L. White	23	75	3.3	12	0
Taylor	13	58	4.5	17	0
Dragon	9	30	3.3	7	0
Carter	1	25	25.0	25	0
Williams	1	14	14.0	14	0
Norman	1	9	9.0	9	0
Garrison	2	-6	-3.0	0	0
Clark	2	-8	-4.0	-3	0
Dicus	1	-11	-11.0	-11	0
Chargers	504	1995	4.0	41t	12
Opponents	435	1673	3.8	63	18

Receiving	No.	Yds.	Avg.	Long	TD
Garrison	52	744	14.3	52t	7
Edwards	40	557	13.9	61t	2
Garrett	31	245	7.9	27t	1
Norman	19	262	13.8	30	0
Dicus	18	227	12.6	46t	2
Williams	14	315	22.5	62	3
Mackey	11	110	10.0	21	0
L. White	3	20	6.7	8	0
Carter	2	24	12.0	14	0
LeVias	1	8	8.0	8	0
Hadl	1	4	4.0	4	0
Chargers	192	2516	13.1	62	15
Opponents	201	2441	12.1	45t	18

Interceptions	No.	Yds.	Avg.	Long	TD
Salter	7	111	15.9	31	0
Beauchamp	6	96	16.0	47t	1
Dunlap	5	67	13.4	25	0
Babich	2	9	4.0	9	0
Redman	1	14	14.0	14	0
Barnes	1	9	9.0	9	0
Caffey	1	4	4.0	4	0
Rossovich	1	0	0.0	0	0
Chargers	24	310	12.9	47t	1
Opponents	28	229	8.2	34	0

Punting	No.	Yds.	Avg.	Net	TB	I-20	Lg.	B
Partee	45	1813	40.3	34.6	5	0	65	0
Chargers	45	1813	40.3	34.6	5	0	65	0
Opponents	56	2153	38.4	34.1	3	0	60	2

Punt Returns	Ret.	FC	Yds.	Avg.	Lg.	TD
Dunlap	19	11	179	9.4	21	0
Garrett	2	1	10	5.0	10	0
LeVias	1	0	-4	-4.0	-4	0
Taylor	1	0	0	0.0	0	0
Detwiler	0	5	0	—	—	0
Chargers	23	17	185	8.0	21	0
Opponents	17	11	157	9.2	65t	1

Kickoff Returns	Ret.	Yds.	Avg.	Long	TD
Taylor	31	676	21.8	41	0
Dunlap	12	271	22.6	35	0
Berry	7	138	19.7	26	0
Detwiler	4	94	23.5	26	0
R. Jones	3	41	13.7	17	0
Sykes	2	44	22.0	24	0
Beauchamp	1	0	0.0	0	0
Williams	0	9	---	9	0
Chargers	60	1273	21.2	41	0
Opponents	53	1225	23.1	94t	1

Field Goals	1-19	20-29	30-39	40-49	50+
Partee	5/5	3/3	2/6	4/8	1/3
McClard	0/0	1/1	0/0	2/4	0/1
Chargers	5/5	4/4	2/6	6/12	1/4
Opponents	2/2	7/8	4/8	5/9	1/1
Partee (30G) (45G, 11G) (41G) (51G, 40G, 28G) (12G, 40N) (1) (39N, 47N, 39N) (50B) (26G) (40N, 46G, 24G) (48N, 31G, 11G) (38N, 51N, 33N, 15G, 18G) (1)					
McClard (1) (47G) (50B) (1) (1) (45N, 47N) (1) (1) (1) (26G, 48G) (1)					



1971 FINAL STATISTICS

YEAR-BY-YEAR STATS

(6-8 Overall) Third AFC West - Sid Gillman (4-6);
Home (6-1); Away (0-7) Harland Svare (2-2)

Date	W/L	Score	Opponent	Att.
09/19	W	21-14	Kansas City	54,061
09/26	L	0-34	Oakland	54,084
10/03	L	17-21	at Pittsburgh	44,339
10/10	L	10-31	at Kansas City	50,514
10/17	L	16-20	at Denver	51,200
10/23	W	20-3	Buffalo	49,261
10/31	W	49-21	New York Jets	44,786
11/07	L	17-35	at New York Giants	62,905
11/15	W	20-17	St. Louis	46,486
11/21	L	33-34	at Oakland	54,681
11/28	L	0-31	at Cincinnati	59,580
12/05	W	30-14	Minnesota	54,505
12/12	W	45-17	Denver	44,347
12/19	L	33-49	at Houston	35,959

Team Statistics		Chargers	Opponents
TOTAL FIRST DOWNS			
Rushing		264	272
Passing		86	143
Penalty		147	114
Third Down: Made/Att.		31	15
Third Down Pct.		74/173	73/170
Fourth Down: Made/Att.		428	429
Fourth Down Pct.		1/1	1/1
TOTAL NET YARDS		100.0	100.0
Avg. Per Game		4738	4558
Total Plays		338.4	325.6
Avg. Per Play		859	859
NET YARDS RUSHING		5.5	5.3
Avg. Per Game		1604	2296
Total Rushes		114.6	164.0
NET YARDS PASSING		390	493
Avg. Per Game		3134	2262
Sacked/Yards Lost		223.9	161.6
Gross Yards		19/171	19/177
Attempts/Completions		3305	2439
Completion Pct.		450/244	347/193
Had Intercepted		542	556
PUNTS/AVERAGE		28	22
NET PUNTING AVG.		55/43.5	67/43.7
PENALTIES/YARDS		40.6	39.0
FUMBLES/BALL LOST		81/895	84/887
TOUCHDOWNS		30/15	27/10
Rushing		37	44
Passing		11	25
Returns		23	15
TIME OF POSSESSION		3	4
		30:00	25:43

Score by Quarters	Q1	Q2	Q3	Q4	OT	PTS.
Chargers	40	94	73	104	0	311
Opponents	62	95	94	90	0	341

Scoring	TD	RU	PA	RT	PAT	FG	S	PTS.
Partee	0	0	0	0	36/37	17/29	0	87
Garrett	7	4	3	0	0/0	0/0	0	42
Queen	7	4	3	0	0/0	0/0	0	42
Garrison	6	0	6	0	0/0	0/0	0	36
Parks	4	0	4	0	0/0	0/0	0	24
Montgomery	3	1	2	0	0/0	0/0	0	18
Gillette	2	0	2	0	0/0	0/0	0	12
Babich	1	0	0	1	0/0	0/0	0	6
Barnes	1	0	0	1	0/0	0/0	0	6
Burns	1	1	0	0	0/0	0/0	0	6
Dicus	1	0	1	0	0/0	0/0	0	6
Fletcher	1	0	0	1	0/0	0/0	0	6
Hadl	1	1	0	0	0/0	0/0	0	6
LeVias	1	0	1	0	0/0	0/0	0	6
Norman	1	0	1	0	0/0	0/0	0	6
White	0	0	0	0	0/0	0/0	1	2
Chargers	37	11	23	3	36/37	17/29	1	311
Opponents	44	25	15	4	43/43	11/24	0	341

2-Pt. Conversions: Chargers 0-0, Opponents 0-0

Sacks: Chargers 19.0, Opponents 19.0

Passing	Att.	Comp.	Yds.	Comp.%	Yds./Att.
Hadl	431	233	3075	.541	7.13
Domres	12	7	97	.583	8.08
Montgomery	6	3	80	.555	13.33
Garrett	1	1	53	100.0	53.00
Chargers	450	244	3305	.542	7.34
Opponents	347	193	2439	.556	7.03

Rushing	No.	Yds.	Avg.	Long	TD
Garrett	140	591	4.2	36	4
Queen	95	318	3.3	41	4
Montgomery	60	226	3.8	26	1
Burns	61	223	3.7	25	1
Parks	5	77	15.4	54	0
Hadl	18	75	4.2	37	1
LeVias	4	73	18.3	38	0
Ray	2	15	7.5	8	0
Partee	1	7	7.0	7	0
Norman	1	1	1.0	1	0
Domres	1	0	0.0	0	0
Garrison	1	0	0.0	0	0
Dicus	1	-2	-2.0	-2	0
Chargers	390	1604	4.1	54	11
Opponents	493	2296	4.7	37	25

Receiving	No.	Yds.	Avg.	Long	TD
Garrison	42	889	21.2	77t	6
Parks	41	609	14.9	56t	4
Garrett	41	283	6.9	40	3
Montgomery	28	361	12.9	39t	2
Norman	27	358	13.3	30	1
Queen	23	270	11.7	54	3
LeVias	21	265	12.6	37t	1
Gillette	10	147	14.7	25t	2
Dicus	6	89	14.8	29	1
Burns	3	22	7.3	10	0
Strozier	1	6	6.0	6	0
Tanner	1	6	6.0	6	0
Chargers	244	3305	13.5	77t	23
Opponents	193	2439	12.6	62t	15

Interceptions	No.	Yds.	Avg.	Long	TD
Salter	6	48	8.0	44	0
Beauchamp	4	95	23.8	52	0
Howard	4	47	11.8	29	0
Fletcher	3	63	21.0	36t	1
Barnes	2	57	28.5	36t	1
Hill	2	7	3.5	7	0
Redman	1	0	0.0	0	0
Chargers	22	317	14.4	52	2
Opponents	28	339	12.1	35t	4

Punting	No.	Yds.	Avg.	Net	TB	I-20	Lg.	B
Partee	55	2392	43.5	40.6	6	0	73	0
Chargers	55	2392	43.5	40.6	6	0	73	0
Opponents	67	2931	43.7	39.0	5	0	62	0

Punt Returns	Ret.	FC	Yds.	Avg.	Lg.	TD
LeVias	22	8	145	6.6	19	0
Fletcher	12	5	68	5.7	18	0
Garrett	3	0	2	0.7	4	0
Chargers	37	13	215	5.8	19	0
Opponents	20	17	40	2.0	12	0

Kickoff Returns	Ret.	Yds.	Avg.	Long	TD
LeVias	24	559	23.3	71	0
Fletcher	11	217	19.7	25	0
Salter	8	172	21.5	29	0
Burns	2	19	9.5	15	0
Rogers	1	20	20.0	20	0
Sweeney	1	13	13.0	13	0
Thomas	1	0	0.0	0	0
Wilkerson	1	0	0.0	0	0
Chargers	49	1000	20.4	71	0
Opponents	55	1245	22.6	63	0

Field Goals	1-19	20-29	30-39	40-49	50+
Partee	5/5	6/6	1/3	4/12	1/3
Chargers	5/5	6/6	1/3	4/12	1/3
Opponents	3/3	1/5	3/6	4/9	0/1
Partee (48N, 48N) (37N, 51N, 48N) (21G) (43G) (43N, 41G, 20G, 35G) (9G, 10G) (1) (28G) (42N, 25G, 45G) (14G) (51N) (33N, 48N, 12G, 43G, 22G) (43N, 9G) (42B, 50G, 20G)					

TD	TD%	Int.	Int. %	Long	Sack/Lost	Rating
21	.049	25	.058	77t	16/145	68.9
1	.083	3	.250	25t	3/26	72.6
1	.167	0	.000	33	0/0	135.4
0	.000	0	.000	53	0/0	118.8
23	.051	28	.062	77t	19/171	69.0
15	.043	22	.063	62t	19/177	65.7

1970 FINAL STATISTICS

YEAR-BY-YEAR STATS

(5-6-3 Overall) Third AFC West - Charlie Waller
Home (2-3-2); Away (3-3-1)

Date	W/L	Score	Opponent	Att.
09/20	L	14-16	Baltimore	47,782
09/27	T	27-27	Oakland	42,109
10/04	L	10-37	at Los Angeles	69,564
10/12	L	20-22	Green Bay	53,064
10/18	W	20-7	at Chicago	45,278
10/25	T	31-31	Houston	41,427
11/01	W	27-10	at Cleveland	80,047
11/08	W	24-21	Denver	48,327
11/15	W	16-14	at Boston	30,597
11/22	L	17-20	at Oakland	54,594
11/29	L	14-26	at Kansas City	50,315
12/06	L	14-17	Cincinnati	41,461
12/13	T	17-17	at Denver	50,959
12/20	W	31-13	Kansas City	41,379

Team Statistics	Chargers	Opponents
TOTAL FIRST DOWNS	231	245
Rushing	83	106
Passing	119	117
Penalty	29	22
Third Down: Made/Att.	67/173	69/179
Third Down Pct.	.387	.385
Fourth Down: Made/Att.	4/9	3/5
Fourth Down Pct.	.444	.600
TOTAL NET YARDS	3953	4182
Avg. Per Game	282.4	298.7
Total Plays	839	872
Avg. Per Play	4.7	4.8
NET YARDS RUSHING	1450	1967
Avg. Per Game	103.6	140.5
Total Rushes	395	480
NET YARDS PASSING	2503	2215
Avg. Per Game	178.8	158.2
Sacked/Yards Lost	57/433	27/207
Gross Yards	2936	2422
Attempts/Completions	387/192	365/207
Completion Pct.	.496	.567
Had Intercepted	19	9
PUNTS/AVERAGE	74/42.8	64/44.1
NET PUNTING AVG.	37.5	39.5
PENALTIES/YARDS	79/852	89/998
FUMBLES/BALL LOST	19/6	21/15
TOUCHDOWNS	35	30
Rushing	9	15
Passing	24	13
Returns	2	2
TIME OF POSSESSION	17:09	38:34

Score by Quarters	Q1	Q2	Q3	Q4	OT	PTS.
Chargers	30	96	65	91	0	282
Opponents	36	111	68	63	0	278

Scoring	TD	RU	PA	RT	PAT	FG	S	PTS.
Garrison	12	0	12	0	0/0	0/0	0	72
Mercer	0	0	0	0	34/35	12/19	0	70
Frazier	8	1	6	1	0/0	0/0	0	48
Alworth	4	0	4	0	0/0	0/0	0	24
R. Smith	3	3	0	0	0/0	0/0	0	18
Garrett TM	2	1	1	0	0/0	0/0	0	12
Queen	2	1	1	0	0/0	0/0	0	12
Detwiler	1	0	0	1	0/0	0/0	0	6
Hadl	1	1	0	0	0/0	0/0	0	6
Hubbert	1	1	0	0	0/0	0/0	0	6
Post	1	1	0	0	0/0	0/0	0	6
J. Owens	0	0	0	0	0/0	0/0	1	2
Chargers	35	9	24	2	34/35	12/19	1	282
Opponents	30	15	13	2	29/30	23/40	0	278

2-Pt. Conversions: Chargers 0-0, Opponents 0-0

Sacks: Chargers 27.0, Opponents 57.0

Passing	Att.	Comp.	Yds.	Comp.%	Yds./Att.	TD	TD%	Int.	Int.%	Long	Sack/Lost	Rating
Hadl	327	162	2388	.495	7.30	22	.067	15	.046	67	42/327	77.1
Domres	55	28	491	.509	8.93	2	.036	4	.073	80t	13/93	63.5
Foster	3	1	9	.333	3.00	0	.000	0	.000	9	1/8	42.4
Clark	2	1	48	.500	24.00	0	.000	0	.000	48	0/0	95.8
Garrett TM	0	0	0	—	—	0	—	0	—	—	1/5	—
Chargers	387	192	2936	.496	7.59	24	.062	19	.049	80t	57/433	75.3
Opponents	365	207	2422	.567	6.64	13	.036	9	.025	61t	27/207	78.6

Rushing	No.	Yds.	Avg.	Long	TD
Queen	77	261	3.4	19	1
Post	74	225	3.0	18	1
Garrett TM	46	146	3.2	22	1
Hadl	28	188	6.7	34	1
Hubbert	49	175	3.6	11	1
R. Smith	52	163	3.1	21	3
Frazier	5	120	24.0	70	1
Foster	32	84	2.6	15	0
D. Smith	14	42	3.0	15	0
Domres	14	39	2.8	7	0
Garrison	4	7	1.7	10	0
Chargers	395	1450	3.7	70	9
Opponents	480	1967	4.1	42	15

Receiving	No.	Yds.	Avg.	Long	TD
Garrison	44	1006	22.9	67	12
Frazier	38	497	13.1	51	6
Alworth	35	608	17.4	80t	4
Queen	20	236	11.8	65t	1
Garrett TM	10	127	12.7	44t	1
Post	13	113	8.7	30	0
Foster	10	92	9.2	48	0
Hubbert	7	44	6.3	11	0
R. Smith	5	44	8.8	11	0
D. Smith	4	65	16.3	42	0
Eber	2	43	21.5	31	0
Strozier	2	40	20.0	28	0
Gillette	2	21	10.5	12	0
Chargers	192	2936	15.3	80t	24
Opponents	207	2422	11.7	61t	13

Interceptions	No.	Yds.	Avg.	Long	TD
Barnes	3	22	7.3	15	0
Howard	2	19	9.5	19	0
Tolbert	2	19	9.5	19	0
Beauchamp	1	25	25.0	25	0
DeLong	1	5	5.0	5	0
Chargers	9	90	10.0	25	0
Opponents	19	235	12.4	25	0

Punting	No.	Yds.	Avg.	Net	TB	I-20	Lg.	B
Partee	65	2852	43.9	38.7	4	0	62	1
Mercer	8	283	35.4	28.6	0	0	42	0
Hadl	1	30	30.0	30.0	0	0	30	0
Chargers	74	3165	42.8	37.5	4	0	62	1
Opponents	64	2822	44.1	39.5	6	0	61	0

Punt Returns	Ret.	FC	Yds.	Avg.	Lg.	TD
Fletcher	16	2	137	8.6	17	0
R. Smith	9	8	31	3.4	13	0
Duncan	5	4	10	2.0	8	0
Detwiler	1	1	-5	-5.0	-5	0
Chargers	31	15	173	5.6	17	0
Opponents	34	20	312	9.2	79t	1

Kickoff Returns	Ret.	Yds.	Avg.	Long	TD
Duncan	19	410	21.6	41	0
Fletcher	17	382	22.5	30	0
Beauchamp	1	0	0.0	0	0
Hill	1	0	0.0	0	0
Moss TM	1	0	0.0	0	0
T. Owens	1	0	0.0	0	0
Queen	1	12	12.0	12	0
R. Smith	1	9	9.0	9	0
Chargers	42	813	19.4	41	0
Opponents	52	1153	22.2	52	0

Field Goals	1-19	20-29	30-39	40-49	50+
Mercer	3/3	1/3	5/5	3/8	0/0
Chargers	3/3	1/3	5/5	3/8	0/0
Opponents	10/12	6/8	4/6	1/12	2/2
Mercer (46B) (48G, 39G) (30G) (47N, 16G, 39G) (1) (45G) (45N, 37G, 12G) (38G) (45N, 23N, 25N) (11G) (1) (47N) (42G) (27G)					



1969 FINAL STATISTICS

YEAR-BY-YEAR STATS

(8-6 Overall) Third AFL West - Sid Gillman (4-5);
Home (5-2); Away (3-4) Charlie Waller (4-1)

Date	W/L	Score	Opponent	Att.
09/14	L	9-27	Kansas City	47,988
09/21	L	20-34	at Cincinnati	26,243
09/28	W	34-27	New York (AFL)	54,042
10/04	W	21-14	Cincinnati	52,748
10/11	W	21-14	at Miami	34,585
10/19	W	13-10	at Boston	18,346
10/26	L	12-24	Oakland	54,008
11/02	L	0-13	at Denver	45,511
11/09	L	3-27	at Kansas City	51,104
11/16	L	16-21	at Oakland	54,372
11/23	W	45-24	Denver	34,664
11/27	W	21-17	at Houston	40,065
12/07	W	28-18	Boston	33,146
12/14	W	45-6	Buffalo	47,582

Team Statistics		Chargers	Opponents
TOTAL FIRST DOWNS		275	232
Rushing		119	71
Passing		131	148
Penalty		25	13
Third Down: Made/Att.		0/0	0/0
Third Down Pct.		.000	.000
Fourth Down: Made/Att.		0/0	0/0
Fourth Down Pct.		.000	.000
TOTAL NET YARDS		4611	4237
Avg. Per Game		329.4	302.6
Total Plays		932	824
Avg. Per Play		4.9	5.1
NET YARDS RUSHING		1985	1442
Avg. Per Game		141.8	103.0
Total Rushes		455	366
NET YARDS PASSING		2626	2795
Avg. Per Game		187.6	199.6
Sacked/Yards Lost		33/301	35/280
Gross Yards		2927	3075
Attempts/Completions		444/208	423/241
Completion Pct.		.468	.570
Had Intercepted		21	31
PUNTS/AVERAGE		71/44.6	76/40.3
NET PUNTING AVG.		38.3	36.0
PENALTIES/YARDS		63/731	71/791
FUMBLES/BALL LOST		27/13	13/6
TOUCHDOWNS		35	34
Rushing		18	11
Passing		13	22
Returns		4	1
TIME OF POSSESSION		30:00	30:00

Score by Quarters	Q1	Q2	Q3	Q4	OT	PTS.
Chargers	57	92	71	68	0	288
Opponents	45	84	75	72	0	276

Scoring	TD	RU	PA	RT	PAT	FG	S	PTS.
Partee	0	0	0	0	33/33	15/28	0	78
Garrison	7	0	7	0	0/0	0/0	0	42
Post	6	6	0	0	0/0	0/0	0	36
Alworth	4	0	4	0	0/0	0/0	0	24
Domres	4	4	0	0	0/0	0/0	0	24
Hubbert	4	4	0	0	0/0	0/0	0	24
Graham	2	0	0	2	0/0	0/0	0	12
Hadl	2	2	0	0	0/0	0/0	0	12
Smith	2	2	0	0	0/0	0/0	0	12
Briggs	1	0	0	1	0/0	0/0	0	6
Duncan	1	0	0	1	0/0	0/0	0	6
Eber	1	0	1	0	0/0	0/0	0	6
Foster	1	0	1	0	0/0	0/0	0	6
Chargers	35	18	13	4	33/33	15/28	0	288
Opponents	34	11	22	1	31/33	13/25	0	276

2-Pt. Conversions: Chargers 0-0, Opponents 1-1

Sacks: Chargers 35.0, Opponents 33.0

Passing	Att.	Comp.	Yds.	Comp.%	Yds./Att.	TD	TD%	Int.	Int.%	Long	Sack/Lost	Rating
Hadl	324	158	2253	.488	6.95	10	.031	11	.034	76t	18/190	67.8
Domres	112	47	631	.420	5.63	2	.018	10	.089	55	14/101	29.3
Foster	5	2	39	.400	7.80	1	.200	0	.000	30t	0/0	107.5
Post	2	1	4	.500	2.00	0	.000	0	.000	4	0/0	56.3
Hubbert	1	0	0	.000	0.00	0	.000	0	.000	0	0/0	39.6
Mikolajewski	0	0	0	—	—	0	—	0	—	0	1/10	—
Chargers	444	208	2927	.468	6.59	13	.029	21	.047	76t	33/301	58.6
Opponents	423	241	3075	.570	7.27	22	.052	31	.073	80t	35/280	66.7

Rushing	No.	Yds.	Avg.	Long	TD
Post	182	873	4.8	60	6
Hubbert	94	333	3.5	24	4
Foster	64	236	3.7	24	0
Smith	51	211	4.1	16	2
Domres	19	145	7.6	22	4
Hadl	26	109	4.2	17	2
Sayers	14	53	3.8	8	0
Alworth	5	25	5.0	16	0
Chargers	455	1985	4.4	60	18
Opponents	366	1442	3.9	49	11

Receiving	No.	Yds.	Avg.	Long	TD
Alworth	64	1003	15.7	76t	4
Garrison	40	804	20.1	50	7
Post	24	235	9.8	46	0
Frazier	17	205	12.1	50	0
Foster	14	83	5.9	28	1
Hubbert	11	43	3.9	18	0
Queen	10	148	14.8	42	0
Smith	10	144	14.4	55	0
Eber	9	141	15.7	43	1
MacKinnon	7	82	11.7	23	0
Trapp	2	39	19.5	24	0
Chargers	208	2927	14.1	76t	13
Opponents	241	3075	12.8	80t	22

Interceptions	No.	Yds.	Avg.	Long	TD
Hill	7	92	13.1	27	0
Duncan	6	118	19.7	72t	1
Howard	6	50	8.3	19	0
Barnes	5	64	12.8	25	0
Graham	4	112	28.0	65t	2
Bruggers	1	5	5.0	5	0
Redman	1	3	3.0	3	0
Campbell	1	0	0.0	0	0
Chargers	31	444	14.3	72t	3
Opponents	21	265	12.6	43	0

Punting	No.	Yds.	Avg.	Net	TB	I-20	Lg.	B
Partee	71	3169	44.6	38.3	8	0	62	0
Chargers	71	3169	44.6	38.3	8	0	62	0
Opponents	76	3059	40.3	36.0	1	0	62	0

Punt Returns	Ret.	FC	Yds.	Avg.	Lg.	TD
Duncan	27	7	280	10.4	38	0
Graham	3	24	15	5.0	9	0
Smith	3	0	5	5.0	5	0
Trapp	0	1	0	—	—	0
Chargers	31	32	300	9.7	38	0
Opponents	30	7	291	9.7	45	0

Kickoff Returns	Ret.	Yds.	Avg.	Long	TD
Duncan	21	587	28.0	52	0
Smith	6	138	23.0	27	0
Post	4	74	18.5	27	0
Fetherston	3	0	0.0	0	0
Sayers	2	42	21.0	21	0
Briggs	1	0	0.0	0	0
Foster	1	1	1.0	1	0
Huey	1	0	0.0	0	0
Chargers	39	842	21.6	52	0
Opponents	53	1238	23.4	38	0

Field Goals	1-19	20-29	30-39	40-49	50+
Partee	4/4	5/8	3/9	2/6	1/1
Chargers	4/4	5/8	3/9	2/6	1/1
Opponents	2/3	3/4	5/7	3/8	0/3

Partee (50G) (49N, 33N, 29G, 14G) (37N, 42G, 27G) (34N, 27N, 43B) (41B) (28N, 12G, 28G) (35N, 25G, 46G) () (39N, 25G) (30N, 18G, 31G, 14G) (33G) (25B) () (48N, 33G)

1968 FINAL STATISTICS

YEAR-BY-YEAR STATS

(9-5 Overall) Third AFL West - Sid Gillman
Home (4-3); Away (5-2)

Date	W/L	Score	Opponent	Att.
09/06	W	29-13	Cincinnati	33,687
09/21	W	30-14	Houston	46,217
09/29	W	31-10	at Cincinnati	28,642
10/05	L	20-23	at New York (AFL)	63,786
10/13	W	23-14	at Oakland	53,257
10/20	W	55-24	Denver	42,953
10/27	L	20-27	at Kansas City	50,344
11/03	W	34-28	Miami	37,284
11/10	W	27-17	at Boston	19,278
11/17	W	21-6	at Buffalo	27,993
11/24	L	15-37	New York (AFL)	51,175
12/01	W	47-23	at Denver	35,312
12/08	L	3-40	Kansas City	51,174
12/15	L	27-34	Oakland	40,698

Team Statistics	Chargers	Opponents
TOTAL FIRST DOWNS	270	225
Rushing	93	90
Passing	164	118
Penalty	13	17
Third Down: Made/Att.	0/0	0/0
Third Down Pct.	.000	.000
Fourth Down: Made/Att.	0/0	0/0
Fourth Down Pct.	.000	.000
TOTAL NET YARDS	5388	4333
Avg. Per Game	384.9	309.5
Total Plays	918	893
Avg. Per Play	5.9	4.9
NET YARDS RUSHING	1765	1641
Avg. Per Game	126.1	117.2
Total Rushes	428	439
NET YARDS PASSING	3623	2692
Avg. Per Game	258.8	192.3
Sacked/Yards Lost	18/190	24/204
Gross Yards	3813	2896
Attempts/Completions	472/225	430/217
Completion Pct.	.477	.505
Had Intercepted	33	20
PUNTS/AVERAGE	56/40.7	74/42.3
NET PUNTING AVG.	34.7	37.0
PENALTIES/YARDS	72/654	63/692
FUMBLES/BALL LOST	20/12	26/15
TOUCHDOWNS	45	36
Rushing	12	13
Passing	29	20
Returns	4	3
TIME OF POSSESSION	21:26	38:34

Score by Quarters	Q1	Q2	Q3	Q4	OT	PTS.
Chargers	74	136	58	114	0	382
Opponents	59	106	78	67	0	310

Scoring	TD	RU	PA	RT	PAT	FG	S	PTS.
Partee	0	0	0	0	40/43	22/32	0	106
Alworth	10	0	10	0	0/0	0/0	0	62
Garrison	10	0	10	0	0/0	0/0	0	60
MacKinnon	6	0	6	0	0/0	0/0	0	38
Smith	4	4	0	0	0/0	0/0	0	24
Frazier	3	0	3	0	0/0	0/0	0	18
Post	3	3	0	0	0/0	0/0	0	18
Beauchamp	2	0	0	2	0/0	0/0	0	12
Hadl	2	2	0	0	0/0	0/0	0	12
Hubbert	2	2	0	0	0/0	0/0	0	12
Duncan	1	0	0	1	0/0	0/0	0	6
Dyer	1	0	0	1	0/0	0/0	0	6
Foster	1	1	0	0	0/0	0/0	0	6
Chargers	45	12	29	4	40/43	22/32	1	382
Opponents	36	13	20	3	35/35	19/31	1	310

2-Pt. Conversions: Alworth, MacKinnon, **Chargers 2-2**, Opponents 0-1

Sacks: **Chargers 24.0**, Opponents 18.0

Passing	Att.	Comp.	Yds.	Comp.%	Yds./Att.	TD	TD%	Int.	Int.%	Long	Sack/Lost	Rating
Hadl	440	208	3473	.473	7.89	27	.061	32	.073	84t	10/110	64.5
Brittenuum	17	9	125	.529	7.35	1	.059	1	.059	22	7/63	71.9
Foster	7	6	169	.857	24.14	0	.000	0	.000	50	0/0	118.8
Post	4	1	23	.250	5.75	0	.000	0	.000	23	1/17	51.0
Smith	3	0	0	.000	0.00	0	.000	0	.000	0	0/0	39.6
Allison	1	1	23	100.0	23.00	1	100.0	0	.000	23t	0/0	158.3
Chargers	472	225	3813	.477	8.08	29	.061	33	.070	84t	18/190	66.8
Opponents	430	217	2896	.505	6.73	20	.047	20	.047	87t	24/204	68.3

Rushing	No.	Yds.	Avg.	Long	TD
Post	151	758	5.0	62t	3
Smith	88	426	4.8	37t	4
Foster	109	394	3.6	22	1
Hubbert	28	119	4.3	21	2
Allison	23	31	1.3	6	0
Alworth	3	18	6.0	10	0
Hadl	23	14	0.6	9	2
Lowe TM	1	9	9.0	9	0
Brittenuum	2	-4	-2.0	0	0
Chargers	428	1765	4.1	62t	12
Opponents	439	1641	3.7	37	13

Receiving	No.	Yds.	Avg.	Long	TD
Alworth	68	1312	19.3	80t	10
Garrison	52	1103	21.2	84t	10
MacKinnon	33	646	19.6	62t	6
Foster	23	224	9.7	48	0
Post	18	165	9.2	23	0
Frazier	16	237	14.8	48t	3
Smith	7	71	10.1	24	0
Hubbert	5	11	2.2	10	0
Allison	2	22	11.0	12	0
Dyer	1	22	22.0	22	0
Chargers	225	3813	16.9	84t	29
Opponents	217	2896	13.3	87t	20

Interceptions	No.	Yds.	Avg.	Long	TD
Beauchamp	5	114	22.8	35t	2
Graham	5	87	17.4	42	0
Tolbert	2	42	21.0	22	0
Erlandson	2	22	11.0	16	0
Staggs	2	2	1.0	2	0
Allen	1	4	4.0	4	0
Duncan	1	4	4.0	4	0
Fetherston	1	0	0.0	0	0
Howard	1	0	0.0	0	0
Chargers	20	275	13.8	42	2
Opponents	33	534	16.2	75t	2

Punting	No.	Yds.	Avg.	Net	TB	I-20	Lg.	B
Partee	56	2281	40.7	34.7	6	0	60	0
Chargers	56	2281	40.7	34.7	6	0	60	0
Opponents	74	3132	42.3	37.0	5	0	68	0

Punt Returns	Ret.	FC	Yds.	Avg.	Lg.	TD
Duncan	18	5	206	11.4	95t	1
Graham	13	10	61	4.7	22	0
Smith	8	3	25	3.1	8	0
Allison	0	1	0	-	-	0
Chargers	39	19	292	7.9	95t	1
Opponents	21	10	220	10.5	82t	1

Kickoff Returns	Ret.	Yds.	Avg.	Long	TD
Duncan	25	586	23.4	53	0
Post	10	199	19.9	38	0
Allison	7	121	17.3	23	0
Baccaglio TM	2	0	0.0	0	0
Lincoln TM	2	37	18.5	27	0
Whitehead	2	81	40.5	63	0
Latzke	1	0	0.0	0	0
Smith	1	20	20.0	20	0
Speights	1	21	21.0	21	0
Chargers	51	1065	20.9	63	0
Opponents	60	1251	20.9	35	0

Field Goals	1-19	20-29	30-39	40-49	50+
Partee	4/4	8/10	6/10	4/7	0/1
Chargers	4/4	8/10	6/10	4/7	0/1
Opponents	5/5	8/9	5/10	1/7	0/0

Partee (46N, 39N, 42G) (35G, 23G, 48G) (36N, 28N, 21G) (50N) (47N, 39N, 24G, 27G, 27G) (37B, 18G, 27G) (19G, 36G) (23N, 33G, 23G) (32G, 33G) (1) (19G) (28G) (47N, 13G, 34G, 40G, 42G)



1967 FINAL STATISTICS

YEAR-BY-YEAR STATS

(8-5-1 Overall) Third AFL West - Sid Gillman
Home (5-2-1); Away (3-3)

Date	W/L	Score	Opponent	Att.
09/09	W	28-14	Boston	39,337
09/24	W	13-3	Houston	36,032
10/01	W	37-17	at Buffalo	39,310
10/08	T	31-31	Boston	23,620
10/15	W	45-31	Kansas City	45,355
10/22	W	38-21	at Denver	34,465
10/29	L	10-51	at Oakland	53,474
11/12	W	24-0	Miami	34,761
11/19	W	17-16	at Kansas City	46,738
11/23	W	24-20	Denver	34,586
12/03	L	21-41	Oakland	52,661
12/10	L	24-41	at Miami	23,007
12/16	L	17-24	at Houston	19,870
12/24	L	31-42	New York (AFL)	34,580

Team Statistics	Chargers	Opponents
TOTAL FIRST DOWNS	259	251
Rushing	88	88
Passing	150	148
Penalty	21	15
Third Down: Made/Att.	0/0	0/0
Third Down Pct.	.000	.000
Fourth Down: Made/Att.	0/0	0/0
Fourth Down Pct.	.000	.000
TOTAL NET YARDS	5125	4705
Avg. Per Game	366.1	336.1
Total Plays	891	936
Avg. Per Play	5.8	5.0
NET YARDS RUSHING	1715	1553
Avg. Per Game	122.5	110.9
Total Rushes	417	441
NET YARDS PASSING	3410	3152
Avg. Per Game	243.6	225.1
Sacked/Yards Lost	11/107	31/303
Gross Yards	3517	3455
Attempts/Completions	463/230	464/230
Completion Pct.	.497	.496
Had Intercepted	24	13
PUNTS/AVERAGE	63/37.5	72/45.2
NET PUNTING AVG.	33.6	36.8
PENALTIES/YARDS	72/817	61/666
FUMBLES/BALL LOST	18/10	22/10
TOUCHDOWNS	45	44
Rushing	14	17
Passing	26	26
Returns	5	1
TIME OF POSSESSION	25:43	34:17

Score by Quarters	Q1	Q2	Q3	Q4	OT	PTS.
Chargers	76	116	58	110	0	360
Opponents	87	99	93	73	0	352

Scoring	TD	RU	PA	RT	PAT	FG	S	PTS.
Van Raaphorst	0	0	0	0	45/45	15/30	0	90
Frazier	10	0	10	0	0/0	0/0	0	60
Alworth	9	0	9	0	0/0	0/0	0	54
Post	8	7	1	0	0/0	0/0	0	48
Hubbert	4	2	2	0	0/0	0/0	0	24
Duncan	3	0	0	3	0/0	0/0	0	18
Hadl	3	3	0	0	0/0	0/0	0	18
Garrison	2	0	2	0	0/0	0/0	0	12
MacKinnon	2	0	2	0	0/0	0/0	0	12
Appleton	1	0	0	1	0/0	0/0	0	6
Graham	1	0	0	1	0/0	0/0	0	6
Lowe	1	1	0	0	0/0	0/0	0	6
Smith	1	1	0	0	0/0	0/0	0	6
Chargers	45	14	26	5	45/45	15/30	0	360
Opponents	44	17	26	1	44/44	14/27	1	352

2-Pt. Conversions: Chargers 0-0, Opponents 0-0

Sacks: Chargers 31.0, Opponents 11.0

Passing	Att.	Comp.	Yds.	Comp.%	Yds./Att.	TD	TD%	Int.	Int.%	Long	Sack/Lost	Rating
Hadl	427	217	3365	.508	7.88	24	.056	22	.052	72t	9/91	74.5
Stephenson	26	11	117	.423	4.50	2	.077	2	.077	21	1/7	49.7
Post	6	1	9	.167	1.50	0	.000	0	.000	9	1/9	39.6
Alworth	1	0	0	.000	0.00	0	.000	0	.000	0	0/0	39.6
Foster	1	0	0	.000	0.00	0	.000	0	.000	0	0/0	39.6
Lowe	1	1	26	100.0	26.00	0	.000	0	.000	26	0/0	118.8
Whitehead	1	0	0	.000	0.00	0	.000	0	.000	0	0/0	39.6
Chargers	463	230	3517	.497	7.60	26	.056	24	.052	72t	11/107	72.3
Opponents	464	230	3455	.496	7.45	26	.056	13	.028	75t	31/303	81.4

Rushing	No.	Yds.	Avg.	Long	TD
Post	161	663	4.1	67t	6
Hubbert	116	643	5.5	80t	2
Smith	22	115	5.2	16	1
Hadl	37	107	2.9	26	3
Foster	28	78	2.1	13	0
Lowe	28	71	2.5	21	1
Allison	10	34	3.4	26	0
Stephenson	2	11	5.5	7	0
Alworth	1	5	5.0	5	0
Garrison	1	1	1.0	1	0
Redman	1	-13	-13.0	-13	0
Chargers	417	1715	4.1	80t	14
Opponents	441	1553	3.5	52	17

Receiving	No.	Yds.	Avg.	Long	TD
Frazier	57	922	16.2	72t	10
Alworth	52	1010	19.4	71t	9
Garrison	44	772	17.5	62	2
Post	32	278	8.7	66t	1
Hubbert	19	214	11.3	49	2
Foster	9	46	5.1	11	0
MacKinnon	7	176	25.1	71	2
Newell	7	68	9.7	14	0
Lowe	2	25	12.5	13	0
Smith	1	6	6.0	6	0
Chargers	230	3517	15.3	72t	26
Opponents	230	3455	15.0	75t	26

Interceptions	No.	Yds.	Avg.	Long	TD
Beauchamp	3	44	14.7	28	0
Duncan	2	100	50.0	100t	1
Graham	2	76	38.0	68t	1
Redman	2	26	13.0	23	0
Allen	2	2	1.0	2	0
Erickson	1	17	17.0	17	0
Tolbert	1	9	9.0	9	0
Chargers	13	274	21.1	100t	2
Opponents	24	329	13.7	40t	1

Punting	No.	Yds.	Avg.	Net	TB	I-20	Lg.	B
Redman	58	2147	37.0	32.9	1	0	56	0
Cordill	3	145	48.3	46.0	0	0	52	0
Hadl	2	70	35.0	35.0	0	0	46	0
Chargers	63	2362	37.5	33.6	1	0	56	0
Opponents	72	3252	45.2	36.8	6	0	72	0

Punt Returns	Ret.	FC	Yds.	Avg.	Lg.	TD
Duncan	36	6	434	12.1	50	0
Graham	3	4	46	15.3	42	0
Smith	0	2	0	-	-	0
Chargers	39	12	480	12.3	50	0
Opponents	21	19	224	10.7	78	0

Kickoff Returns	Ret.	Yds.	Avg.	Long	TD
Tolbert	18	441	24.5	45	0
Post	15	371	24.7	50	0
Duncan	9	231	25.7	60	0
Lowe	8	145	18.1	29	0
Smith	3	51	17.0	19	0
Erickson	1	0	0.0	0	0
Chargers	54	1239	22.9	60	0
Opponents	63	1506	23.9	82	0

Field Goals	1-19	20-29	30-39	40-49	50+
Van Raaphorst	5/8	3/5	4/5	3/11	0/1
Chargers	5/8	3/5	4/5	3/11	0/1
Opponents	5/7	4/6	3/8	2/4	0/2
Van Raaphorst (42N, 50N, 45N) (14G, 42G, 38N) (32G, 30G, 13B, 25G) (32G, 49N) (15G, 43B, 17B, 13B) (41N, 30G) (49N, 29N, 40G) (46N, 42G) (12G) (24G, 45N, 22B) (1) (23G) (18G) (13G)					

1966 FINAL STATISTICS

YEAR-BY-YEAR STATS

(7-6-1 Overall) Third AFL West - Sid Gillman
Home (5-2); Away (2-4-1)

Date	W/L	Score	Opponent	Att.
09/04	W	24-7	Buffalo	27,572
09/10	W	24-0	Boston	29,539
09/25	W	29-20	at Oakland	37,183
10/02	W	44-10	Miami	26,444
10/08	L	16-17	at New York (AFL)	63,497
10/16	T	17-17	at Buffalo	45,169
10/23	L	17-35	at Boston	32,371
10/30	W	24-17	Denver	25,819
11/06	L	14-24	at Kansas City	40,986
11/13	L	19-41	Oakland	26,230
11/27	L	17-20	at Denver	24,860
12/04	W	28-22	at Houston	17,569
12/11	W	42-27	New York (AFL)	25,712
12/18	L	17-27	Kansas City	28,548

Team Statistics	Chargers	Opponents
TOTAL FIRST DOWNS	230	260
Rushing	77	127
Passing	137	116
Penalty	16	17
Third Down: Made/Att.	0/0	0/0
Third Down Pct.	.000	.000
Fourth Down: Made/Att.	0/0	0/0
Fourth Down Pct.	.000	.000
TOTAL NET YARDS	4553	4558
Avg. Per Game	325.2	325.6
Total Plays	827	905
Avg. Per Play	5.5	5.0
NET YARDS RUSHING	1537	2403
Avg. Per Game	109.8	171.6
Total Rushes	361	497
NET YARDS PASSING	3016	2155
Avg. Per Game	215.4	153.9
Sacked/Yards Lost	32/331	26/231
Gross Yards	3347	2386
Attempts/Completions	434/224	382/170
Completion Pct.	.516	.445
Had Intercepted	15	27
PUNTS/AVERAGE	66/37.0	52/43.0
NET PUNTING AVG.	34.5	35.3
PENALTIES/YARDS	68/667	60/527
FUMBLES/BALL LOST	17/7	17/8
TOUCHDOWNS	41	33
Rushing	9	19
Passing	29	13
Returns	3	1
TIME OF POSSESSION	30:00	30:00

Score by Quarters	Q1	Q2	Q3	Q4	OT	PTS.
Chargers	57	97	64	117	0	335
Opponents	60	91	50	83	0	284

Scoring	TD	RU	PA	RT	PAT	FG	S	PTS.
Van Raaphorst	0	0	0	0	39/40	16/31	0	87
Alworth	13	0	13	0	0/0	0/0	0	78
MacKinnon	6	0	6	0	0/0	0/0	0	36
Garrison	4	0	4	0	0/0	0/0	0	24
Foster	3	1	2	0	0/0	0/0	0	18
Lincoln	3	1	2	0	0/0	0/0	0	18
Lowe	3	3	0	0	0/0	0/0	0	18
Allison	2	2	0	0	0/0	0/0	0	12
Frazier	2	0	2	0	0/0	0/0	0	12
Hadl	2	2	0	0	0/0	0/0	0	12
Duncan	1	0	0	1	0/0	0/0	0	6
Graham	1	0	0	1	0/0	0/0	0	6
Redman	1	0	0	1	0/0	0/0	0	6
Chargers	41	9	29	3	39/40	16/31	1	335
Opponents	33	19	13	1	31/32	17/31	1	284

2-Pt. Conversions: Chargers 0-0, Opponents 1-1

Sacks: Chargers 26.0, Opponents 32.0

Passing	Att.	Comp.	Yds.	Comp.%	Yds./Att.	TD	TD%	Int.	Int.%	Long	Sack/Lost	Rating
Hadl	375	200	2846	.533	7.59	23	.061	14	.037	78t	0/0	83.0
Tensi	52	21	405	.404	7.79	5	.096	1	.019	63t	0/0	92.2
Lincoln	4	2	71	.500	17.75	1	.250	0	.000	36t	0/0	135.4
Lowe	3	1	25	.333	8.33	0	.000	0	.000	25	0/0	64.6
Chargers	434	224	3347	.516	7.71	29	.067	15	.035	78t	32/331	85.1
Opponents	382	170	2386	.445	6.25	13	.034	27	.071	68	26/231	47.1

Rushing	No.	Yds.	Avg.	Long	TD
Lowe	146	643	4.4	57	3
Foster	81	352	4.3	37	1
Lincoln	58	214	3.7	23	1
Allison	31	213	6.9	61t	2
Hadl	38	95	2.5	21	2
Redman	2	14	7.0	32	0
Alworth	3	10	3.3	4	0
Tensi	1	-1	-1.0	-1	0
Garrison	1	-3	-3.0	-3	0
Chargers	361	1537	4.3	61t	9
Opponents	497	2403	4.8	64	19

Receiving	No.	Yds.	Avg.	Long	TD
Alworth	73	1383	18.9	78t	13
Garrison	46	642	14.0	36	4
MacKinnon	26	477	18.3	46	6
Foster	26	260	10.0	63t	2
Lincoln	14	264	18.9	67t	2
Allison	12	99	8.3	20	0
Lowe	12	41	3.4	11	0
Frazier	9	144	16.0	30t	2
Norton	4	50	12.5	18	0
Hadl	2	-13	-6.5	4	0
Chargers	224	3347	14.9	78t	29
Opponents	170	2386	14.0	68	13

Interceptions	No.	Yds.	Avg.	Long	TD
Duncan	7	67	9.6	31	0
Graham	5	70	14.0	32t	1
Farr	3	68	22.7	35	0
Matsos TM	1	6	6.0	6	0
Whitehead	2	89	44.5	61	0
Beauchamp	2	24	12.0	21	0
Redman	2	7	3.5	7	0
Milks	1	13	13.0	13	0
Allen	1	8	8.0	8	0
Degen	1	7	7.0	7	0
Kindig	1	0	0.0	0	0
Tolbert	1	0	0.0	0	0
Chargers	27	359	13.3	61	1
Opponents	15	278	18.5	41	0

Punting	No.	Yds.	Avg.	Net	TB	I-20	Lg.	B
Redman	66	2442	37.0	34.5	4	0	55	0
Chargers	66	2442	37.0	34.5	4	0	55	0
Opponents	52	2235	43.0	35.3	7	0	60	0

Punt Returns	Ret.	FC	Yds.	Avg.	Lg.	TD
Duncan	18	4	238	13.2	81t	1
Graham	2	4	15	7.5	12	0
Plump	1	0	4	4.0	4	0
Chargers	21	8	257	12.2	81t	1
Opponents	16	16	84	5.3	33	0

Kickoff Returns	Ret.	Yds.	Avg.	Long	TD
Duncan	25	642	25.7	50	0
Plump	15	345	23.0	35	0
Lowe	7	167	23.9	54	0
Beauchamp	4	64	16.0	25	0
Farr	2	54	27.0	35	0
Gruneisen	1	0	0.0	0	0
Whitmyer	1	10	10.0	10	0
Chargers	55	1282	23.3	54	0
Opponents	66	1387	21.0	53	0

Field Goals	1-19	20-29	30-39	40-49	50+
Van Raaphorst	7/8	3/8	4/7	2/7	0/1
Chargers	7/8	3/8	4/7	2/7	0/1
Opponents	3/3	5/8	5/7	2/10	2/3

Van Raaphorst (30G, 10G) (10G, 40N) (13G, 20G) (9G) (14G, 17G, 42G, 50N, 40N, 30N, 21N) (31G, 42N) (25N, 43G) (31N, 26G) () (38G, 45N, 39G, 19B) (21N, 10G, 22N) (33N) (45N) (26G, 26N)



1965 FINAL STATISTICS

YEAR-BY-YEAR STATS

(9-2-3 Overall) First AFL West - Sid Gillman
Home (4-1-2); Away (5-1-1); Postseason (0-1)

Date	W/L	Score	Opponent	Att.
09/11	W	34-31	Denver	27,022
09/19	W	17-6	at Oakland	21,406
09/26	T	10-10	Kansas City	28,126
10/03	W	31-14	Houston	28,190
10/10	W	34-3	at Buffalo	45,260
10/17	T	13-13	at Boston	20,924
10/23	W	34-9	at New York (AFL)	60,679
10/31	L	6-22	Boston	33,366
11/07	W	35-21	at Denver	33,073
11/14	L	7-31	at Kansas City	21,968
11/25	T	20-20	Buffalo	27,473
12/04	W	38-7	New York (AFL)	32,169
12/12	W	37-26	at Houston	24,120
12/19	W	24-14	Oakland	26,056
AFL Championship Game				
12/26	L	0-23	Buffalo	30,361

Team Statistics		Chargers	Opponents
TOTAL FIRST DOWNS		268	188
Rushing		127	54
Passing		127	117
Penalty		14	17
Third Down: Made/Att.		0/0	0/0
Third Down Pct.		.000	.000
Fourth Down: Made/Att.		0/0	0/0
Fourth Down Pct.		.000	.000
TOTAL NET YARDS		5156	3268
Avg. Per Game		368.3	233.4
Total Plays		908	815
Avg. Per Play		5.7	4.0
NET YARDS RUSHING		2083	1094
Avg. Per Game		148.8	78.1
Total Rushes		482	306
NET YARDS PASSING		3103	2174
Avg. Per Game		221.6	155.3
Sacked/Yards Lost		27/276	38/312
Gross Yards		3379	2486
Attempts/Completions		401/203	471/207
Completion Pct.		.506	.439
Had Intercepted		26	28
PUNTS/AVERAGE		70/40.0	80/43.2
NET PUNTING AVG.		35.7	36.9
PENALTIES/YARDS		84/929	62/665
FUMBLES/BALL LOST		20/12	18/10
TOUCHDOWNS		41	25
Rushing		12	7
Passing		23	17
Returns		6	1
TIME OF POSSESSION		30:00	30:00

Score by Quarters	Q1	Q2	Q3	Q4	OT	PTS.
Chargers	20	136	76	108	0	340
Opponents	55	57	44	71	0	227

Scoring	TD	RU	PA	RT	PAT	FG	S	PTS.
Travenio	0	0	0	0	40/40	18/31	0	94
Alworth	14	0	14	0	0/0	0/0	0	84
Lowe	8	6	1	1	0/0	0/0	0	48
Lincoln	7	3	4	0	0/0	0/0	0	42
Duncan	2	0	0	2	0/0	0/0	0	12
Foster	2	2	0	0	0/0	0/0	0	12
Kocourek	2	0	2	0	0/0	0/0	0	12
Norton	2	0	2	0	0/0	0/0	0	12
Faison	1	0	0	1	0/0	0/0	0	6
Graham	1	0	0	1	0/0	0/0	0	6
Hadl	1	1	0	0	0/0	0/0	0	6
Whitehead	1	0	0	1	0/0	0/0	0	6
Chargers	41	12	23	6	40/40	18/31	0	340
Opponents	25	7	17	1	25/25	16/34	2	227

2-Pt. Conversions: Chargers 0-1, Opponents 0-0

Sacks: Chargers 38.0, Opponents 27.0

Passing	Att.	Comp.	Yds.	Comp.%	Yds./Att.	TD	TD%	Int.	Int.%	Long	Sack/Lost	Rating
Hadl	348	174	2798	.500	8.04	20	.057	21	.060	85t	0/0	71.3
Breaux	43	22	404	.512	9.40	2	.047	4	.093	66t	0/0	60.6
Lowe	4	3	81	.750	20.10	0	.000	0	.000	42	0/0	116.7
Foster	3	2	31	.667	10.33	0	.000	0	.000	21	0/0	100.7
Lincoln	3	2	65	.667	21.67	1	.333	1	.333	34t	0/0	109.7
Chargers	401	203	3379	.506	8.43	23	.057	26	.065	85t	27/276	71.5
Opponents	471	207	2486	.439	5.28	17	.036	28	.059	73t	38/312	48.0

Rushing	No.	Yds.	Avg.	Long	TD
Lowe	222	1121	5.0	59t	6
Foster	121	469	3.9	22	2
Lincoln	74	302	4.1	24	3
Allison	28	98	3.5	17	0
Hadl	28	91	3.3	23	1
MacKinnon	3	17	5.7	9	0
Sweeney	0	8	—	8	0
Breaux	1	-1	-1.0	-1	0
Norton	1	-5	-5.0	-5	0
Shea	1	-5	-5.0	-5	0
Alworth	3	-12	-4.0	-1	0
Chargers	482	2083	4.3	59t	12
Opponents	306	1094	3.6	59	7

Receiving	No.	Yds.	Avg.	Long	TD
Alworth	69	1602	23.2	85t	14
Norton	34	485	14.3	61	2
Kocourek	28	363	13.0	29	2
Lincoln	23	376	16.3	66t	4
Lowe	17	126	7.4	45t	1
Foster	17	199	11.7	23	0
Allison	8	109	13.6	44	0
MacKinnon	6	106	17.7	38	0
Taylor	1	13	13.0	13	0
Chargers	203	3379	16.6	85t	23
Opponents	207	2472	11.9	73t	17

Interceptions	No.	Yds.	Avg.	Long	TD
Whitehead	7	127	18.1	35t	1
Graham	5	108	21.6	51t	1
Warren	5	43	8.6	26	0
Duncan	4	30	7.5	26	0
Degen	2	6	3.0	6	0
Westmoreland	1	28	28.0	28	0
Faison	1	24	24.0	24t	1
Redman	1	11	11.0	11	0
Allen	1	0	0.0	0	0
D. Harris	1	0	0.0	0	0
Chargers	28	377	13.5	51t	3
Opponents	26	451	17.3	65t	1

Punting	No.	Yds.	Avg.	Net	TB	I-20	Lg.	B
Hadl	38	1544	40.6	33.9	3	0	65	0
Redman	29	1145	39.5	37.9	0	0	59	0
Allison	2	72	36.0	36.0	0	0	39	0
Whitehead	1	40	40.0	40.0	0	0	40	0
Chargers	70	2801	40.0	35.7	3	0	65	0
Opponents	80	3452	43.2	36.9	0	0	70	1

Punt Returns	Ret.	FC	Yds.	Avg.	Lg.	TD
Duncan	30	0	464	15.5	66t	2
Graham	5	0	36	7.2	12	0
D. Harris	3	0	8	2.7	7	0
Chargers	38	0	508	13.4	66t	2
Opponents	27	0	242	9.0	30	0

Kickoff Returns	Ret.	Yds.	Avg.	Long	TD
Duncan	26	612	23.5	39	0
Farr TM	7	123	17.6	24	0
Foster	5	108	21.6	36	0
Allison	4	80	20.0	24	0
Carson TM	3	44	14.7	21	0
Lincoln	2	46	23.0	27	0
D. Harris	1	15	15.0	15	0
Kirner	1	0	0.0	0	0
MacKinnon	1	0	0.0	0	0
Chargers	50	1028	20.6	39	0
Opponents	64	1418	22.2	69	0

Field Goals	1-19	20-29	30-39	40-49	50+
Travenio	10/12	4/6	3/5	1/7	0/1
Chargers	10/12	4/6	3/5	1/7	0/1
Opponents	3/7	5/6	5/10	3/4	0/7
Travenio (32G, 25G, 43N) (0N, 29G) (41N, 19G) (13G, 27N) (22B, 15G, 19G) (40G, 42N, 10G, 41N) (20G, 41N, 19G) (49N, 42N) (37B) () (37N, 9G, 14G) (26G) (32G, 12G, 32G) (50N, 15G)					





1963 FINAL STATISTICS

YEAR-BY-YEAR STATS

(11-3 Overall) First AFL West - Sid Gillman
Home (6-1); Away (5-2); Postseason (1-0)

Date	W/L	Score	Opponent	Att.
09/08	W	14-10	Buffalo	22,344
09/14	W	17-13	Boston	26,097
09/29	W	24-10	Kansas City	22,654
10/06	L	34-50	at Denver	18,428
10/13	W	24-20	New York (AFL)	27,189
10/20	W	38-17	at Kansas City	30,107
10/27	L	33-34	Oakland	30,182
11/02	W	53-7	at New York (AFL)	18,336
11/10	W	7-6	at Boston	28,402
11/17	W	23-13	at Buffalo	38,592
12/01	W	27-0	Houston	31,713
12/08	L	27-41	at Oakland	20,249
12/15	W	20-14	at Houston	18,540
12/22	W	58-20	Denver	31,312
AFL Championship Game				
01/05	W	51-10	Boston	30,127

Team Statistics	Chargers	Opponents
TOTAL FIRST DOWNS	252	241
Rushing	112	85
Passing	124	135
Penalty	16	21
Third Down: Made/Att.	0/0	0/0
Third Down Pct.	.000	.000
Fourth Down: Made/Att.	0/0	0/0
Fourth Down Pct.	.000	.000
TOTAL NET YARDS	5153	4161
Avg. Per Game	368.1	297.2
Total Plays	773	881
Avg. Per Play	6.7	4.7
NET YARDS RUSHING	2203	1468
Avg. Per Game	157.4	104.9
Total Rushes	396	378
NET YARDS PASSING	2950	2693
Avg. Per Game	210.7	192.4
Sacked/Yards Lost	20/188	31/283
Gross Yards	3138	2976
Attempts/Completions	357/202	472/231
Completion Pct.	.566	.489
Had Intercepted	24	29
PUNTS/AVERAGE	60/38.6	50/43.7
NET PUNTING AVG.	35.2	38.5
PENALTIES/YARDS	77/773	69/771
FUMBLES/BALL LOST	16/12	22/17
TOUCHDOWNS	50	28
Rushing	20	10
Passing	28	17
Returns	2	1
TIME OF POSSESSION	30:00	30:00

Score by Quarters	Q1	Q2	Q3	Q4	OT	PTS.
Chargers	81	128	85	105	0	399
Opponents	37	68	44	106	0	255

Scoring	TD	RU	PA	RT	PAT	FG	S	PTS.
Blair	0	0	0	0	44/47	17/28	0	95
Alworth	11	0	11	0	0/0	0/0	0	66
Lowe	10	8	2	0	0/0	0/0	0	60
Lincoln	8	5	3	0	0/0	0/0	0	48
Kocourek	5	0	5	0	0/0	0/0	0	32
B. Jackson	4	4	0	0	0/0	0/0	0	24
MacKinnon	4	0	4	0	0/0	0/0	0	24
Robinson	2	0	2	0	0/0	0/0	0	12
Rote	2	2	0	0	0/0	0/0	0	12
Allen	1	0	0	1	0/0	0/0	0	6
D. Harris	1	0	0	1	0/0	0/0	0	6
McDougall	1	1	0	0	0/0	0/0	0	6
Norton	1	0	1	0	0/0	0/0	0	6
Faison	0	0	0	0	0/0	0/0	0	2
Chargers	50	20	28	2	44/47	17/28	0	399
Opponents	28	10	17	1	27/27	20/37	0	255

2-Pt. Conversions: Faison, Kocourek, **Chargers 2-2**, Opponents 0-1

Sacks: **Chargers 31.0**, Opponents 20.0

Passing	Att.	Comp.	Yds.	Comp.%	Yds./Att.	TD	TD%	Int.	Int.%	Long	Sack/Lost	Rating
Rote	286	170	2510	.594	8.78	20	.070	17	.059	85t	0/0	86.7
Hadl	64	28	502	.438	7.84	6	.094	6	.094	69t	0/0	63.4
Lowe	4	2	100	.500	25.00	1	.250	1	.250	71t	0/0	95.8
Lincoln	1	0	0	.000	0.00	0	.000	0	.000	0	0/0	39.6
McDougall	1	1	11	100.0	11.00	1	100.0	0	.000	11t	0/0	152.1
Norton	1	1	15	100.0	15.00	0	.000	0	.000	15	0/0	118.8
Chargers	357	202	3138	.566	8.79	28	.078	24	.067	85t	20/188	84.0
Opponents	472	231	2976	.489	6.31	17	.036	29	.061	73t	31/283	55.5

Rushing	No.	Yds.	Avg.	Long	TD
Lowe	177	1010	5.7	66t	8
Lincoln	128	826	6.5	76t	5
McDougall	39	201	5.2	22	1
B. Jackson	18	64	3.6	14t	4
Rote	24	62	2.6	15	2
Hadl	8	26	3.3	33	0
Alworth	2	14	7.0	21	0
Chargers	396	2203	5.6	76t	20
Opponents	378	1468	3.9	41	10

Receiving	No.	Yds.	Avg.	Long	TD
Alworth	61	1205	19.8	85t	11
Lowe	26	191	7.3	31t	2
Lincoln	24	325	13.5	39t	3
Kocourek	23	359	15.6	35t	5
Norton	21	281	13.4	36	1
Robinson	18	315	17.5	71t	2
MacKinnon	11	262	23.8	69t	4
McDougall	10	115	11.5	26	0
B. Jackson	8	85	10.6	26	0
Chargers	202	3138	15.5	85t	28
Opponents	231	2976	12.9	73t	17

Interceptions	No.	Yds.	Avg.	Long	TD
D. Harris	8	83	10.4	22t	1
Allen	5	37	7.4	26	0
Maguire	4	47	11.8	38	0
McNeil	4	23	5.8	21	0
Mitinger	3	26	8.7	18	0
Karas	2	30	15.0	30	0
Blair	1	40	40.0	40	0
Glick	1	13	13.0	13	0
Whitehead	1	0	0.0	0	0
Chargers	29	299	10.3	40	1
Opponents	24	357	14.9	48	1

Punting	No.	Yds.	Avg.	Net	TB	I-20	Lg.	B
Maguire	58	2241	38.6	35.6	0	0	60	0
Hadl	2	75	37.5	37.5	0	0	38	0
Chargers	60	2316	38.6	35.2	0	0	60	0
Opponents	50	2185	43.7	38.5	0	0	72	1

Punt Returns	Ret.	FC	Yds.	Avg.	Lg.	TD
Alworth	11	0	120	10.9	61	0
Lincoln	7	0	98	14.0	47	0
D. Harris	4	0	43	10.8	23	0
Chargers	22	0	261	11.9	61	0
Opponents	22	0	204	9.3	28	0

Kickoff Returns	Ret.	Yds.	Avg.	Long	TD
Lincoln	17	439	25.8	44	0
Alworth	10	216	21.6	34	0
Westmoreland	10	204	20.4	26	0
Lowe	5	132	26.4	41	0
McDougall	3	77	25.7	26	0
D. Harris	2	34	17.0	27	0
Robinson	2	27	13.5	20	0
B. Jackson	1	16	16.0	16	0
Maguire	1	5	5.0	5	0
Sweeney	1	18	18.0	18	0
Chargers	52	1168	22.5	44	0
Opponents	76	1715	22.6	71	0

Field Goals	1-19	20-29	30-39	40-49	50+
Blair	5/15	6/6	4/4	2/3	0/0
Chargers	5/15	6/6	4/4	2/3	0/0
Opponents	5/19	4/4	9/11	2/3	0/0
Blair (0N, 0N) (30N, 31G) (34N, 38G) () (28G, 26N) (29G, 39N) (23G, 36G) (18G) (12N, 48N) (39G, 47N, 15G, 41G) (42G, 20G) (45N) (22G, 43N, 10G) (17G, 28G, 13G)					

1962 FINAL STATISTICS

YEAR-BY-YEAR STATS

(4-10 Overall) Third AFL West - Sid Gillman
Home (3-4); Away (1-6)

Date	W/L	Score	Opponent	Att.
09/07	L	21-30	at Denver	28,000
09/16	W	40-14	New York (AFL)	22,003
09/23	L	17-42	Houston	28,061
09/30	W	42-33	at Oakland	13,000
10/07	W	38-28	Dallas (AFL)	23,092
10/13	L	10-35	at Buffalo	20,074
10/19	L	20-24	at Boston	20,888
10/28	L	3-23	at New York (AFL)	21,467
11/04	L	20-23	Denver	20,827
11/11	L	20-40	Buffalo	22,204
11/25	L	27-33	at Houston	28,235
12/02	W	31-21	Oakland	17,874
12/09	L	14-20	Boston	19,887
12/16	L	17-26	at Dallas (AFL)	18,384

Team Statistics	Chargers	Opponents
TOTAL FIRST DOWNS	217	248
Rushing	82	105
Passing	113	120
Penalty	22	23
Third Down: Made/Att.	0/0	0/0
Third Down Pct.	.000	.000
Fourth Down: Made/Att.	0/0	0/0
Fourth Down Pct.	.000	.000
TOTAL NET YARDS	4106	4518
Avg. Per Game	293.3	322.7
Total Plays	853	880
Avg. Per Play	4.8	5.1
NET YARDS RUSHING	1672	1903
Avg. Per Game	119.4	135.9
Total Rushes	409	437
NET YARDS PASSING	2434	2615
Avg. Per Game	173.9	186.8
Sacked/Yards Lost	28/252	41/311
Gross Yards	2686	2926
Attempts/Completions	416/168	402/196
Completion Pct.	.404	.488
Had Intercepted	34	29
PUNTS/AVERAGE	79/41.6	68/40.7
NET PUNTING AVG.	38.7	36.6
PENALTIES/YARDS	88/768	65/709
FUMBLES/BALL LOST	24/14	30/13
TOUCHDOWNS	38	48
Rushing	13	16
Passing	23	29
Returns	2	3
TIME OF POSSESSION	30:00	30:00

Score by Quarters	Q1	Q2	Q3	Q4	OT	PTS.
Chargers	75	102	66	71	0	314
Opponents	75	128	81	108	0	392

Scoring	TD	RU	PA	RT	PAT	FG	S	PTS.
Blair	0	0	0	0	31/34	17/20	0	82
B. Jackson	7	5	2	0	0/0	0/0	0	42
Norton	7	0	7	0	0/0	0/0	0	42
Kocourek	4	0	4	0	0/0	0/0	0	26
Lincoln	4	2	1	1	0/0	0/0	0	24
Alworth	3	0	3	0	0/0	0/0	0	18
McDougall	3	3	0	0	0/0	0/0	0	18
Robinson	3	0	3	0	0/0	0/0	0	18
MackKinnon	2	0	2	0	0/0	0/0	0	12
Braxton	1	1	0	0	0/0	0/0	0	8
Carolan	1	0	1	0	0/0	0/0	0	6
Gibson	1	0	0	1	0/0	0/0	0	6
Hadl	1	1	0	0	0/0	0/0	0	6
Kemp TM	1	1	0	0	0/0	0/0	0	6
Chargers	38	13	23	2	31/34	17/20	0	314
Opponents	48	16	29	3	41/44	17/31	2	392

2-Pt. Conversions: Braxton, Kocourek, Chargers 2-3, Opponents 4-4

Sacks: Chargers 41.0, Opponents 28.0

Passing	Att.	Comp.	Yds.	Comp.%	Yds./Att.	TD	TD%	Int.	Int.%	Long	Sack/Lost	Rating
Hadl	260	107	1632	.412	6.28	15	.058	25	.092	72t	0/0	43.3
Wood TM	97	41	655	.423	6.75	4	.041	7	.072	47	0/0	49.1
Kemp TM	45	13	292	.289	6.49	2	.044	2	.044	67t	0/0	50.4
Keckin	9	5	64	.556	7.11	0	.000	1	.111	25	0/0	38.4
Lincoln	5	2	43	.400	8.60	2	.400	0	.000	23t	0/0	110.8
Chargers	416	168	1686	.404	6.46	23	.055	34	.082	72t	28/252	47.0
Opponents	402	196	2926	.488	7.28	29	.072	29	.072	98t	41/311	67.0

Rushing	No.	Yds.	Avg.	Long	TD
Lincoln	117	574	4.9	86t	2
B. Jackson	106	411	3.9	19	5
MackKinnon	55	224	4.1	24	0
McDougall	43	197	4.6	24t	3
Hadl	40	139	3.5	18	1
Braxton	17	35	2.1	15	1
Kemp TM	8	28	3.5	19	1
Alworth	1	17	17.0	17	0
Coan	12	10	0.8	8	0
Robinson	2	10	5.0	7	0
Gillett	2	8	4.0	5	0
Keckin	1	3	3.0	3	0
Wood TM	1	0	0.0	0	0
Chargers	409	1672	4.1	86t	13
Opponents	437	1903	4.4	52	16

Receiving	No.	Yds.	Avg.	Long	TD
Norton	48	771	16.1	47	7
Kocourek	39	688	17.6	45	4
Robinson	21	391	18.6	72t	3
Lincoln	16	214	13.4	29	1
B. Jackson	13	136	10.5	33	2
Alworth	10	226	22.6	67t	3
MackKinnon	9	125	13.9	32t	2
McDougall	4	27	6.8	10	0
Braxton	4	17	4.3	10	0
Carolan	3	39	13.0	18	1
Coan	1	52	52.0	52	0
Chargers	168	2686	16.0	72t	23
Opponents	196	2926	14.9	98t	29

Interceptions	No.	Yds.	Avg.	Long	TD
Gibson	8	85	10.6	37t	1
D. Harris	5	52	10.4	36	0
Buncom	4	49	12.3	26	0
Bethune	3	6	2.0	4	0
Blair	2	36	18.0	19	0
Karas	2	8	4.0	8	0
McNeil	1	36	36.0	36	0
Faison	1	30	30.0	30	0
Whitehead	1	18	18.0	18	0
Maguire	1	13	13.0	13	0
Allen	1	7	7.0	7	0
Chargers	29	340	11.7	37t	1
Opponents	34	508	14.9	91t	1

Punting	No.	Yds.	Avg.	Net	TB	I-20	Lg.	B
Maguire	79	3289	41.6	38.7	0	0	66	0
Chargers	79	3289	41.6	38.7	0	0	66	0
Opponents	68	2768	40.7	36.6	0	0	64	0

Punt Returns	Ret.	FC	Yds.	Avg.	Lg.	TD
Lincoln	11	0	94	8.5	17	0
Gibson	10	0	89	8.9	27	0
D. Harris	7	0	95	13.6	34	0
Braxton	1	0	0	0.0	0	0
Chargers	29	0	278	9.6	34	0
Opponents	26	0	229	8.8	73t	1

Kickoff Returns	Ret.	Yds.	Avg.	Long	TD
Robinson	32	748	23.4	57	0
Lincoln	14	398	28.4	103t	1
Bethune	12	251	20.9	27	0
McDougall	3	71	23.7	28	0
Coan	2	31	15.5	28	0
Gibson	2	55	27.5	39	0
B. Jackson	1	16	16.0	16	0
Klotz TM	1	15	15.0	15	0
Chargers	67	1585	23.7	103t	1
Opponents	56	1231	22.0	87t	1

Field Goals	1-19	20-29	30-39	40-49	50+
Blair	5/7	5/5	2/2	5/6	0/0
Chargers	5/7	5/5	2/2	5/6	0/0
Opponents	8/16	2/4	4/5	2/4	1/2

Blair (42B)(44G, 30G)(29G)(10G, 27G)(27G)(43G, 27G)(43N, 43G)(27G, 15G)(11N, 17G, 11G)(12G)(42G, 42G)(35G)

1960 FINAL STATISTICS

YEAR-BY-YEAR STATS

(10-4 Overall) Fifth AFL West - Sid Gillman
Home (5-2); Away (5-2); Postseason (0-1)

Date	W/L	Score	Opponent	Att.
09/10	W	21-20	Dallas (AFL)	17,724
09/18	L	28-38	at Houston	20,156
09/25	L	0-17	at Dallas (AFL)	42,000
10/02	W	24-10	at Buffalo	15,821
10/08	L	0-35	Boston	18,226
10/16	W	23-19	at Denver	19,141
10/28	W	45-16	at Boston	13,988
11/04	W	21-7	at New York (AFL)	19,402
11/13	W	24-21	Houston	21,805
11/20	L	3-32	Buffalo	16,161
11/27	W	52-28	Oakland	15,075
12/04	W	41-17	at Oakland	12,061
12/10	W	41-33	Denver	9,928
12/18	W	50-43	New York (AFL)	11,457
AFL Championship Game				
01/01	L	16-24	at Houston	32,183

Team Statistics	Chargers	Opponents
TOTAL FIRST DOWNS	273	259
Rushing	106	97
Passing	141	138
Penalty	26	24
Third Down: Made/Att.	0/0	0/0
Third Down Pct.	.000	.000
Fourth Down: Made/Att.	0/0	0/0
Fourth Down Pct.	.000	.000
TOTAL NET YARDS	4713	4258
Avg. Per Game	336.6	304.1
Total Plays	878	915
Avg. Per Play	5.4	4.7
NET YARDS RUSHING	1900	1705
Avg. Per Game	135.7	121.8
Total Rushes	397	412
NET YARDS PASSING	2813	2553
Avg. Per Game	200.9	182.4
Sacked/Yards Lost	40/364	36/298
Gross Yards	3177	2851
Attempts/Completions	441/229	467/227
Completion Pct.	.519	.486
Had Intercepted	29	28
PUNTS/AVERAGE	58/39.7	62/38.6
NET PUNTING AVG.	36.3	33.8
PENALTIES/YARDS	70/648	59/569
FUMBLES/BALL LOST	30/16	39/17
TOUCHDOWNS	48	42
Rushing	23	20
Passing	21	21
Returns	4	1
TIME OF POSSESSION	30:00	30:00

Score by Quarters	Q1	Q2	Q3	Q4	OT	PTS.
Chargers	73	109	64	127	0	373
Opponents	74	109	87	66	0	336

Scoring	TD	RU	PA	RT	PAT	FG	S	PTS.
Agajanian	0	0	0	0	46/47	13/23	0	85
Lowe	10	8	2	0	0/0	0/0	0	60
Kemp	8	8	0	0	0/0	0/0	0	48
Ferguson	6	4	2	0	0/0	0/0	0	36
R. Anderson	5	0	5	0	0/0	0/0	0	30
Norton	5	0	5	0	0/0	0/0	0	30
Womble	4	0	4	0	0/0	0/0	0	24
Flowers	2	1	1	0	0/0	0/0	0	12
Ford TM	2	2	0	0	0/0	0/0	0	12
D. Harris	1	0	0	1	0/0	0/0	0	6
Kocourek	1	0	1	0	0/0	0/0	0	6
Loudd	1	0	0	1	0/0	0/0	0	6
Maguire	1	0	0	1	0/0	0/0	0	6
Martin TM	1	0	1	0	0/0	0/0	0	6
Nix	1	0	0	1	0/0	0/0	0	6
Chargers	48	23	21	4	46/47	13/23	0	373
Opponents	42	20	21	1	34/38	14/28	1	336

2-Pt. Conversions: Chargers 0-0, Opponents 3-4

Sacks: Chargers 36.0, Opponents 40.0

Passing	Att.	Comp.	Yds.	Comp.%	Yds./Att.	TD	TD%	Int.	Int.%	Long	Sack/Lost	Rating
Kemp	406	211	3018	.520	7.43	20	.049	25	.062	55t	0/0	67.1
Clatterbuck	23	15	112	.652	4.87	1	.043	1	.043	0	0/0	73.1
Laraba	7	2	23	.286	3.29	0	.000	2	.286	0	0/0	1.2
Lowe	3	1	24	.333	8.00	0	.000	0	.000	24	0/0	63.2
Ford TM	1	0	0	.000	0.00	0	.000	0	.000	0	0/0	39.6
Waller	1	0	0	.000	0.00	0	.000	1	100.0	0	0/0	0.0
Chargers	441	229	3177	.519	7.20	21	.048	29	.066	55t	40/364	63.8
Opponents	467	227	2851	.486	6.10	21	.045	28	.060	21	36/298	58.0

Rushing	No.	Yds.	Avg.	Long	TD
Lowe	136	855	6.3	8	8
Ferguson	126	438	3.5	12	4
Kemp	45	238	4.4	8	8
Ford TM	20	154	7.7	0	2
Flowers	39	161	4.1	0	1
Martin TM	6	23	3.8	0	0
Laraba	3	13	4.3	0	0
Clatterbuck	3	11	3.7	0	0
Waller	9	5	0.6	3	0
Norton	1	2	2.0	0	0
Chargers	397	1900	4.8	12	23
Opponents	412	1705	4.1	20	20

Receiving	No.	Yds.	Avg.	Long	TD
R. Anderson	44	614	14.0	46t	5
Kocourek	40	662	16.6	12	1
Womble	32	316	9.9	26	2
Clark	27	431	16.0	36	0
Norton	25	414	16.6	0	5
Lowe	23	377	16.4	6	2
Ferguson	21	168	8.0	4t	2
Flowers	12	153	12.8	55t	1
Martin TM	2	18	9.0	0	1
Waller	3	24	8.0	3	0
Chargers	229	3177	13.9	55t	19
Opponents	227	2851	12.6	21	21

Interceptions	No.	Yds.	Avg.	Long	TD
D. Harris	5	56	11.2	42t	1
Nix	4	30	7.5	17t	1
McNeil	3	47	15.7	39	0
Maguire	3	37	12.3	37	0
Loudd	3	17	5.7	12	0
Sears	2	73	36.5	26	0
Zeman	2	25	12.5	25	0
Botchan	2	8	4.0	8	0
Garner	2	2	1.0	2	0
Laraba	1	17	17.0	17	0
Schleicher	1	5	5.0	5	0
Chargers	28	317	11.3	42t	2
Opponents	29	284	9.8	33	1


Punting	No.	Yds.	Avg.	Net	TB	I-20	Lg.	B
Maguire	43	1743	40.5	37.3	0	0	61	0
Laraba	15	558	37.2	33.3	0	0	0	0
Chargers	58	2301	39.7	36.3	0	0	61	0
Opponents	62	2393	38.6	33.8	0	0	66	1

Punt Returns	Ret.	FC	Yds.	Avg.	Lg.	TD
D. Harris	13	0	105	8.1	14	0
Sears	9	0	101	11.2	14	0
Garner	6	0	85	14.2	36	0
Ford TM	2	0	6	3.0	3	0
Lowe	1	0	0	0.0	0	0
Chargers	31	0	297	9.6	36	0
Opponents	17	0	197	11.6	51	0

Kickoff Returns	Ret.	Yds.	Avg.	Long	TD
Lowe	28	611	21.8	31	0
Ford TM	13	294	22.6	0	0
Norton	8	153	19.1	13	0
Sears	8	155	19.4	24	0
DeLuca	1	0	0.0	0	0
Chargers	58	1213	20.9	31	0
Opponents	70	1481	21.2	33	0

Field Goals	1-19	20-29	30-39	40-49	50+
Agajanian	3/12	5/5	2/3	3/3	0/0
Chargers	3/12	5/5	2/3	3/3	0/0
Opponents	6/17	3/3	3/3	2/5	0/0

Agajanian (36B) (45N) (45N, 32N) (16G) () (11G, 26G, 47G) (35N, 41N, 18G) (33N, 43N) (27N, 22G) (31G) (28G) (46N) (23G, 40G) (41G, 37G, 27G)



HISTORY

Opposing offenses have to account for the whereabouts of Stephen Cooper, the team's leading tackler with 136 stops in 2008. "Coop" helped energize the team's late playoff run with a career-high four interceptions, all in the month of December.

SERIES RESULTS

Chargers 8, Arizona 3 (.727)

1971	at San Diego	W	20-17
1976	at San Diego	W	43-24
1983	at St. Louis	L	14-44
1987	at San Diego	W	28-24
1989	at Phoenix	W	24-13
1992	at Phoenix	W	27-21
1995	at San Diego	W	28-25
1998	at Arizona	L	13-16
2001	at San Diego	L	17-20
2002	at Arizona	W	23-15
2006	Arizona	W	27-20

Atlanta 7, Chargers 1 (.125)

1973	at San Diego	L	0-41
1979	at San Diego	L	26-28
1988	at Atlanta	W	10-7
1991	at San Diego	L	10-13
1994	at Atlanta	L	9-10
1997	at San Diego	L	3-14
2004	at Atlanta	L	20-21
2008	at San Diego	L	16-22

Chargers 3, Baltimore 3 (.500)

1997	at San Diego	W	21-17
1998	at San Diego	W	14-13
2000	at Baltimore	L	3-24
2003	at San Diego	L	10-24
2006	at Baltimore	L	13-16
2007	at San Diego	W	32-14

Chargers 21, Buffalo 12, 2 Ties (.629)

1960	at Buffalo	W	24-10
	at Los Angeles	L	3-32
1961	at Buffalo	W	19-11
	at San Diego	W	28-10
1962	at Buffalo	L	10-35
	at San Diego	L	20-40
1963	at San Diego	W	14-10
	at Buffalo	W	23-13
1964	at Buffalo	L	3-30
	at San Diego	L	24-27
	at Buffalo*	L	7-20
1965	at Buffalo	W	34-3
	at San Diego	T	20-20
	at San Diego*	L	0-23
1966	at San Diego	W	27-7
	at Buffalo	T	17-17
1967	at Buffalo	W	37-17
1968	at Buffalo	W	21-6
1969	at San Diego	W	45-6
1971	at San Diego	W	20-3
1973	at San Diego	W	34-7
1976	at Buffalo	W	34-13
1979	at San Diego	W	27-19
1980	at San Diego	L	24-26
	at San Diego**	W	20-14
1981	at San Diego	L	27-28
1985	at Buffalo	W	14-9
	at San Diego	W	40-7
1998	at San Diego	W	16-14
2000	at Buffalo	L	24-27, OT
2001	at San Diego	W	27-24
2002	at Buffalo	L	13-20
2005	at San Diego	W	48-10
2006	at Buffalo	W	24-21
2008	at Buffalo	L	14-23

* AFL Championship Game

** AFC Divisional Playoffs

Carolina 3, Chargers 1 (.250)

1997	at San Diego	L	7-26
2000	at Carolina	L	22-30
2004	at Carolina	W	17-6
2008	at San Diego	L	24-26

Chargers 5, Chicago 5 (.500)

1970	at Chicago	W	20-7
1974	at San Diego	W	28-21
1978	at San Diego	W	40-7
1981	at Chicago	L	17-20, OT
1984	at San Diego	W	20-7
1993	at San Diego	L	13-16
1996	at Chicago	L	14-27
1999	at San Diego	L	20-23, OT
2003	at Chicago	L	7-20
2007	at San Diego	W	14-3

Chargers 18, Cincinnati 11 (.621)

1968	at San Diego	W	29-13
	at Cincinnati	W	31-10
1969	at Cincinnati	L	20-34
	at San Diego	W	21-14
1970	at San Diego	L	14-17
1971	at Cincinnati	L	0-31
1973	at San Diego	L	13-20
1974	at Cincinnati	W	20-17
1975	at Cincinnati	L	17-47
1977	at San Diego	W	24-3
1978	at San Diego	W	22-13
1979	at Cincinnati	W	26-24
1980	at Cincinnati	W	31-14
1981	at San Diego	L	17-40
	at Cincinnati**	L	7-27
1982	at San Diego	W	50-34
1985	at Cincinnati	W	44-41
1987	at Cincinnati	W	10-9
1988	at Cincinnati	L	10-27
1990	at San Diego	L	16-21
1992	at San Diego	W	27-10
1994	at San Diego	W	27-10
1996	at San Diego	W	27-14
1997	at Cincinnati	L	31-38
1999	at Cincinnati	W	34-7
2001	at San Diego	W	28-14
2002	at Cincinnati	W	34-6
2003	at San Diego	L	27-34
2006	at Cincinnati	W	49-41

** AFC Championship Game

Chargers 13, Cleveland 7, 1 Tie (.643)

1970	at Cleveland	W	27-10
1972	at San Diego	L	17-21
1973	at Cleveland	T	16-16
1974	at San Diego	W	36-35
1976	at Cleveland	L	17-21
1977	at San Diego	W	37-14
1981	at Cleveland	W	44-14
1982	at Cleveland	W	30-13
1983	at San Diego	L	24-30, OT
1985	at San Diego	L	7-21
1986	at Cleveland	L	17-47
1987	at San Diego	W	27-24, OT
1990	at Cleveland	W	24-14
1991	at San Diego	L	24-30, OT
1992	at Cleveland	W	14-13
1995	at San Diego	W	31-13
1999	at San Diego	W	23-10
2001	at Cleveland	L	16-20
2003	at Cleveland	W	26-20
2004	at Cleveland	W	21-0
2006	at San Diego	W	32-25

Dallas 6, Chargers 2 (.250)

1972	at San Diego	L	28-34
1980	at Dallas	L	31-42
1983	at San Diego	W	24-23
1986	at San Diego	L	21-24
1990	at Dallas	L	14-17
1995	at San Diego	L	9-23

2001	at Dallas	W	32-21
2005	at San Diego	L	24-28

Denver 53, Chargers 44, 1 Tie (.454)

1960	at Denver	W	23-19
	at Los Angeles	W	41-33
1961	at San Diego	W	37-0
	at Denver	W	19-16
1962	at Denver	L	21-30
	at San Diego	L	20-23
1963	at Denver	L	34-50
	at San Diego	W	58-20
1964	at San Diego	W	42-14
	at Denver	W	31-20
1965	at San Diego	W	34-31
	at Denver	W	33-21
1966	at San Diego	W	24-17
	at Denver	L	17-20
1967	at Denver	W	38-21
	at San Diego	W	24-20
1968	at San Diego	W	55-24
	at Denver	W	47-23
1969	at Denver	L	0-13
	at San Diego	W	45-24
1970	at San Diego	W	24-21
	at Denver	T	17-17
1971	at Denver	L	16-20
	at San Diego	W	45-17
1972	at San Diego	W	37-14
	at Denver	L	13-38
1973	at Denver	L	19-30
	at San Diego	L	28-42
1974	at Denver	L	7-27
	at San Diego	W	17-0
1975	at San Diego	L	17-27
	at Denver	L	10-13, OT
1976	at Denver	L	0-26
	at San Diego	L	0-17
1977	at San Diego	L	14-17
	at Denver	L	9-17
1978	at Denver	L	14-27
	at San Diego	W	23-0
1979	at Denver	L	0-7
	at San Diego	W	17-7
1980	at Denver	W	30-13
	at San Diego	L	13-20
1981	at Denver	L	24-42
	at San Diego	W	34-17
1982	at Denver	W	23-3
	at San Diego	W	30-20
1983	at Denver	L	6-14
	at San Diego	W	31-7
1984	at San Diego	L	13-16
	at Denver	L	13-16
1985	at San Diego	W	30-10
	at Denver	L	24-30, OT
1986	at San Diego	L	14-31
	at Denver	W	9-3
1987	at San Diego	L	17-31
	at Denver	L	0-24
1988	at Denver	L	3-34
	at San Diego	L	0-12
1989	at Denver	L	10-16
	at San Diego	W	19-16
1990	at San Diego	W	19-7
	at Denver	L	10-20
1991	at Denver	L	19-27
	at San Diego	L	14-17
1992	at Denver	L	13-21
	at San Diego	W	24-21
1993	at Denver	L	17-34
	at San Diego	W	13-10
1994	at Denver	W	37-34
	at San Diego	L	15-20

HISTORY



1995	at San DiegoW17-6
	at DenverL27-30
1996	at DenverL17-28
	at San DiegoW16-10
1997	at San DiegoL28-38
	at DenverL3-38
1998	at DenverL10-27
	at San DiegoL16-31
1999	at San DiegoL17-33
	at DenverW12-6
2000	at San DiegoL7-21
	at DenverL37-38
2001	at San DiegoW27-10
	at DenverL16-26
2002	at DenverL9-26
	at San DiegoW30-27, OT
2003	at San DiegoL13-37
	at DenverL8-37
2004	at DenverL13-23
	at San DiegoW20-17
2005	at DenverL17-20
	at San DiegoL7-23
2006	at DenverW35-27
	at San DiegoW48-20
2007	at DenverW41-3
	at San DiegoW23-3
2008	at DenverL38-39
	at San DiegoW52-21

Chargers 6, Detroit 3 (.667)

1972	at DetroitL20-34
1977	at DetroitL0-20
1978	at DetroitL14-31
1981	at San DiegoW28-23
1984	at San DiegoW27-24
1996	at San DiegoW27-21
1999	at DetroitW20-10
2003	at DetroitW14-7
2007	at San DiegoW51-14

Green Bay 8, Chargers 1 (.111)

1970	at San DiegoL20-22
1974	at Green BayL0-34
1978	at San DiegoL3-24
1984	at Green BayW34-28
1993	at San DiegoL13-20
1996	at Green BayL10-42
1999	at San DiegoL3-31
2003	at San DiegoL21-38
2007	at Green BayL24-31

Chargers 3, Houston 0 (1.000)

2002	at San DiegoW24-3
2004	at HoustonW27-20
2007	at San DiegoW35-10

Chargers 16, Indianapolis 10 (.615)

1970	at San DiegoL14-16
1972	at BaltimoreW23-20
1976	at San DiegoL21-37
1981	at BaltimoreW43-14
1982	at San DiegoW44-26
1984	at IndianapolisW38-10
1986	at IndianapolisW17-3
1987	at IndianapolisW16-13
	at San DiegoL7-20
1988	at San DiegoL0-16
1989	at IndianapolisL6-10
1992	at IndianapolisW34-14
	at San DiegoW26-0
1993	at IndianapolisW31-0
1995	at IndianapolisW27-24
	at San Diego*L20-35
1996	at IndianapolisW26-19
1997	at San DiegoW35-19
1998	at IndianapolisL12-17
1999	at San DiegoL19-27
2004	at IndianapolisL31-34, OT

2005	at IndianapolisW26-17
2007	at San DiegoW23-21
	at Indianapolis**W28-24
2008	at San DiegoL20-23
	at San Diego*W23-17, OT

* AFC Wild Card Playoffs
** AFC Divisional Playoffs

Jacksonville 2, Chargers 1 (.333)

2003	at JacksonvilleL21-27
2004	at San DiegoW34-21
2007	at JacksonvilleL17-24

Kansas City 50, Chargers 47, 1 Tie (.485)

1960	at Los AngelesW21-20
	at DallasL0-17
1961	at DallasW26-10
	at San DiegoW24-14
1962	at San DiegoW32-28
	at DallasL17-26
1963	at San DiegoW24-10
	at Kansas CityW38-17
1964	at Kansas CityW28-14
	at San DiegoL6-49
1965	at San DiegoT10-10
	at Kansas CityL7-31
1966	at Kansas CityL14-24
	at San DiegoL17-27
1967	at San DiegoW45-31
	at Kansas CityW17-16
1968	at Kansas CityL20-27
	at San DiegoL3-40
1969	at San DiegoL9-27
	at Kansas CityL3-27
1970	at Kansas CityL14-26
	at San DiegoW31-13
1971	at San DiegoW21-14
	at Kansas CityL10-31
1972	at San DiegoL14-26
	at Kansas CityW27-17
1973	at San DiegoL0-19
	at Kansas CityL6-33
1974	at San DiegoL14-24
	at Kansas CityW14-7
1975	at San DiegoL10-12
	at Kansas CityW28-20
1976	at Kansas CityW30-16
	at San DiegoL20-23
1977	at Kansas CityW23-7
	at San DiegoL16-21
1978	at San DiegoW29-23, OT
	at Kansas CityL0-23
1979	at Kansas CityW20-14
	at San DiegoW28-7
1980	at Kansas CityW24-7
	at San DiegoW20-7
1981	at Kansas CityW42-31
	at San DiegoW22-20
1982	at Kansas CityL12-19
1983	at Kansas CityW17-14
	at San DiegoW41-38
1984	at Kansas CityL13-31
	at San DiegoL21-42
1985	at San DiegoW31-20
	at Kansas CityL34-38
1986	at Kansas CityL41-42
	at San DiegoL23-24
1987	at Kansas CityL13-20
	at San DiegoW42-21
1988	at Kansas CityW24-23
	at San DiegoW24-13
1989	at San DiegoW21-6
	at Kansas CityW20-13
1990	at Kansas CityL10-27
	at San DiegoL21-24
1991	at San DiegoL13-14
	at Kansas CityL17-20, OT
1992	at San DiegoL10-24

	at Kansas CityL14-16
	at San Diego*W17-0
1993	at San DiegoL14-17
	at Kansas CityL24-28
1994	at San DiegoW20-6
	at Kansas CityW14-13
1995	at Kansas CityL23-29, OT
	at San DiegoL7-22
1996	at San DiegoW22-19
	at Kansas CityW28-14
1997	at Kansas CityL3-31
	at San DiegoL7-29
1998	at Kansas CityL7-23
	at San DiegoW38-37
1999	at San DiegoW21-14
	at Kansas CityL0-34
2000	at Kansas CityL10-42
	at San DiegoW17-16
2001	at San DiegoL20-25
	at Kansas CityL17-20
2002	at San DiegoW35-34
	at Kansas CityL22-24
2003	at Kansas CityL14-27
	at San DiegoL24-28
2004	at Kansas CityW34-31
	at San DiegoW24-17
2005	at San DiegoL28-20
	at Kansas CityL7-20
2006	at Kansas CityL27-30
	at San DiegoW20-9
2007	at San DiegoL16-30
	at Kansas CityW24-10
2008	at San DiegoW20-19
	at Kansas CityW22-21

* AFC Wild Card Playoffs

Miami 14, Chargers 12 (.462)

1966	at San DiegoW44-10
1967	at San DiegoW24-0
	at MiamiL24-41
1968	at San DiegoW34-28
1969	at MiamiW21-14
1972	at MiamiL10-24
1974	at San DiegoL21-28
1977	at MiamiW14-13
1978	at San DiegoL21-28
1980	at MiamiW27-24, OT
1981	at Miami*W41-38, OT
1982	at Miami*L13-34
1984	at San DiegoW34-28, OT
1986	at San DiegoW50-28
1988	at MiamiL28-31
1991	at San DiegoW38-30
1992	at Miami*L0-31
1993	at San DiegoW45-20
1994	at San Diego*W22-21
1995	at San DiegoL14-24
1999	at MiamiL9-12
2000	at San DiegoL7-17
2002	at MiamiL3-30
2003	at San Diego***L10-26
2005	at San DiegoL21-23
2008	at MiamiL10-17

* AFC Divisional Playoffs
*** Game moved to Arizona's Sun Devil Stadium due to San Diego wildfires

Chargers 5, Minnesota 5 (.500)

1971	at San DiegoW30-14
1975	at MinnesotaL13-28
1978	at MinnesotaW13-7
1981	at San DiegoL31-33
1984	at MinnesotaW42-13
1985	at MinnesotaL17-21
1993	at MinnesotaW30-17
1999	at MinnesotaL27-35
2003	at San DiegoW42-28
2007	at MinnesotaL17-35

Continued next page





New England 20, Chargers 15, 2 Ties (.432)

1960	at Los Angeles	L	0-35
	at Boston	W	45-16
1961	at Boston	W	38-27
	at San Diego	L	0-41
1962	at Boston	L	20-24
	at San Diego	L	14-20
1963	at San Diego	W	17-13
	at Boston	W	7-6
	at San Diego*	W	51-10
1964	at San Diego	L	28-33
	at Boston	W	26-17
1965	at Boston	T	13-13
	at San Diego	L	6-22
1966	at San Diego	W	24-0
	at Boston	L	17-35
1967	at San Diego	W	28-14
	at San Diego	T	31-31
1968	at Boston	W	27-17
1969	at Boston	W	13-10
	at San Diego	W	28-18
1970	at Boston	W	16-14
1973	at New England	L	14-30
1975	at San Diego	L	19-33
1977	at San Diego	L	20-24
1978	at New England	L	23-28
1979	at New England	L	21-27
1983	at New England	L	21-37
1994	at New England	L	17-23
1996	at San Diego	L	7-45
1997	at New England	L	7-41
2001	at New England	L	26-29, OT
2002	at San Diego	W	21-14
2005	at New England	W	41-17
2006	at San Diego**	L	21-24
2007	at New England	L	38-14
	at New England***	L	12-21
2008	at San Diego	W	30-10

* AFL Championship Game

** AFC Divisional Playoffs

*** AFC Championship Game

Chargers 7, New Orleans 3 (.700)

1973	at San Diego	W	17-14
1977	at New Orleans	W	14-0
1979	at New Orleans	W	35-0
1988	at San Diego	L	17-23
1991	at San Diego	W	24-21
1994	at New Orleans	W	36-22
1997	at New Orleans	W	20-6
2000	at San Diego	L	27-28
2004	at San Diego	W	43-17
2008	at N.O. (at London)	L	32-37

N.Y. Giants 5, Chargers 4 (.444)

1971	at New York	L	17-35
1975	at New York	L	24-35
1980	at San Diego	W	44-7
1983	at New York	W	41-34
1986	at New York	L	7-20
1989	at San Diego	L	13-20
1995	at New York	W	27-17
1998	at San Diego	L	16-34
2005	at San Diego	W	45-23

Chargers 19, N.Y. Jets 12, 1 Tie (.609)

1960	at New York	W	21-7
	at Los Angeles	W	50-43
1961	at New York	W	25-10
	at San Diego	W	48-13
1962	at San Diego	W	40-14
	at New York	L	3-23
1963	at San Diego	W	24-20
	at New York	W	53-7
1964	at New York	T	17-17
	at San Diego	W	38-3
1965	at New York	W	34-9

	at San Diego	W	38-7
1966	at New York	L	16-17
	at San Diego	W	42-27
1967	at San Diego	L	31-42
1968	at New York	L	20-23
	at San Diego	L	15-37
1969	at San Diego	W	34-27
1971	at San Diego	W	49-21
1974	at New York	L	14-27
1975	at San Diego	W	24-16
1983	at San Diego	L	29-41
1989	at San Diego	L	17-20
1990	at New York	W	39-3
	at San Diego	W	38-17
1991	at New York	L	3-24
1994	at New York	W	21-6
2002	at San Diego	L	13-44
2004	at San Diego	L	28-34
	at San Diego*	L	17-20, OT
2005	at New York	W	31-26
2008	at San Diego	W	48-29

* AFC Wild Card Playoffs

Oakland 55, Chargers 42, 2 Ties (.434)

1960	at Los Angeles	W	52-27
	at Oakland (S.F.)	W	41-17
1961	at San Diego	W	44-0
	at Oakland (S.F.)	W	41-10
1962	at Oakland	W	42-33
	at San Diego	W	31-21
1963	at San Diego	L	33-34
	at Oakland	L	27-41
1964	at Oakland	W	31-17
	at San Diego	L	20-21
1965	at Oakland	W	17-6
	at San Diego	W	24-14
1966	at Oakland	W	29-20
	at San Diego	L	19-41
1967	at Oakland	L	10-51
	at San Diego	L	21-41
1968	at Oakland	W	23-14
	at San Diego	L	27-34
1969	at San Diego	L	12-14
	at Oakland	L	16-21
1970	at San Diego	T	27-27
	at Oakland	L	17-20
1971	at San Diego	L	0-34
	at Oakland	L	33-34
1972	at Oakland	T	17-17
	at San Diego	L	19-21
1973	at San Diego	L	17-27
	at Oakland	L	3-31
1974	at San Diego	L	10-14
	at Oakland	L	10-17
1975	at San Diego	L	0-6
	at Oakland	L	0-25
1976	at San Diego	L	17-27
	at Oakland	L	0-24
1977	at Oakland	L	0-24
	at San Diego	W	12-7
1978	at San Diego	L	20-21
	at Oakland	W	27-23
1979	at San Diego	W	30-10
	at Oakland	L	22-45
1980	at San Diego	W	30-24, OT
	at Oakland	L	24-38
	at San Diego*	L	27-34
1981	at Oakland	W	55-21
	at San Diego	W	23-10
1982	at Los Angeles	L	24-28
	at San Diego	L	34-41
1983	at San Diego	L	10-42
	at Los Angeles	L	14-30
1984	at Los Angeles	L	30-33
	at San Diego	L	37-44
1985	at Los Angeles	L	21-34
	at San Diego	W	40-34, OT

1986	at Los Angeles	L	13-17
	at San Diego	L	31-37, OT
1987	at Los Angeles	W	23-17
	at San Diego	W	16-14
1988	at Los Angeles	L	13-24
	at San Diego	L	3-13
1989	at Los Angeles	L	14-40
	at San Diego	W	14-12
1990	at San Diego	L	9-24
	at Los Angeles	L	12-17
1991	at Los Angeles	W	21-13
	at San Diego	L	7-9
1992	at San Diego	W	27-3
	at Los Angeles	W	36-14
1993	at Los Angeles	W	30-23
	at San Diego	L	7-12
1994	at Los Angeles	W	26-24
	at San Diego	L	17-24
1995	at Oakland	L	7-17
	at San Diego	W	12-6
1996	at Oakland	W	40-34
	at San Diego	L	14-23
1997	at Oakland	W	25-10
	at San Diego	L	13-38
1998	at Oakland	L	6-7
	at San Diego	L	10-17
1999	at Oakland	L	9-28
	at San Diego	W	23-20
2000	at Oakland	L	6-9
	at San Diego	L	13-15
2001	at Oakland	L	24-34
	at San Diego	L	6-13
2002	at Oakland	W	27-21, OT
	at San Diego	L	7-27
2003	at Oakland	L	31-34, OT
	at San Diego	W	21-14
2004	at San Diego	W	42-14
	at Oakland	W	23-17
2005	at Oakland	W	27-14
	at San Diego	W	34-10
2006	at Oakland	W	27-0
	at San Diego	W	21-14
2007	at San Diego	W	28-14
	at Oakland	W	30-17
2008	at Oakland	W	28-18
	at San Diego	W	34-7

* AFC Championship Game

Chargers 5, Philadelphia 4 (.556)

1974	at San Diego	L	7-13
1980	at San Diego	W	22-21
1985	at San Diego	W	20-14
1986	at Philadelphia	L	7-23
1989	at San Diego	W	20-17
1995	at Philadelphia	W	27-21
1998	at San Diego	W	13-10
2001	at Philadelphia	L	14-24
2005	at Philadelphia	L	17-20

Pittsburgh 21, Chargers 8 (.276)

1971	at Pittsburgh	L	17-21
1972	at San Diego	L	2-24
1973	at Pittsburgh	L	21-38
1975	at San Diego	L	0-37
1976	at Pittsburgh	L	0-23
1977	at San Diego	L	9-10
1979	at San Diego	W	35-7
1980	at San Diego	W	26-17
1982	at Pittsburgh*	W	31-28
1983	at Pittsburgh	L	3-26
1984	at Pittsburgh	L	24-52
1985	at San Diego	W	54-44
1987	at San Diego	L	16-20
1988	at San Diego	W	20-14
1989	at Pittsburgh	L	17-20
1990	at Pittsburgh	L	14-36
1991	at Pittsburgh	L	20-26



1992	at San Diego	L	6-23
1993	at Pittsburgh	L	3-16
1994	at San Diego	W	37-34
	at Pittsburgh***	W	17-13
1995	at Pittsburgh	L	16-31
1996	at Pittsburgh	L	3-16
2000	at San Diego	L	21-34
2003	at Pittsburgh	L	24-40
2005	at San Diego	L	22-24
2006	at San Diego	W	23-13
2008	at Pittsburgh	L	10-11
	at Pittsburgh**	L	24-35

* AFC Wild Card Playoffs
 ** AFC Divisional Playoffs
 *** AFC Championship Game

St. Louis 5, Chargers 4 (.444)

1970	at Los Angeles	L	10-37
1975	at San Diego	L	10-13, OT
1979	at Los Angeles	W	40-16
1988	at Los Angeles	W	38-24
1991	at Los Angeles	L	24-30
1994	at San Diego	W	31-17
2000	at St. Louis	L	31-57
2002	at St. Louis	L	24-28
2006	at San Diego	W	38-24

San Francisco 7, Chargers 5 (.417)

1972	at San Francisco	L	3-34
1976	at San Diego	W	13-7, OT
1979	at San Diego	W	31-9
1982	at San Francisco	W	41-37
1988	at San Diego	L	10-48
1991	at San Francisco	L	14-34
1994	at San Diego	L	15-38
	at Miami^	L	26-49
1997	at San Francisco	L	10-17
2000	at San Diego	L	17-45
2002	at San Diego	W	20-17, OT
2006	at San Francisco	W	48-19

^ Super Bowl XXIX

Seattle 25, Chargers 23 (.479)

1977	at Seattle	W	30-28
1978	at Seattle	W	24-20
	at San Diego	W	37-10
1979	at Seattle	W	33-16
	at San Diego	W	20-10
1980	at Seattle	W	34-13
	at San Diego	W	21-14
1981	at San Diego	W	24-10
	at Seattle	L	23-44

1983	at Seattle	L	31-34
	at San Diego	W	28-21
1984	at Seattle	L	17-31
	at San Diego	L	0-24
1985	at San Diego	L	35-49
	at Seattle	L	21-26
1986	at Seattle	L	7-33
	at San Diego	L	24-34
1987	at Seattle	L	3-34
1988	at San Diego	W	17-6
	at Seattle	L	14-17
1989	at San Diego	L	16-17
	at Seattle	L	7-10

1990	at Seattle	W	31-14
	at San Diego	L	10-13
1991	at Seattle	L	9-20
	at San Diego	W	17-14
1992	at San Diego	W	17-6
	at Seattle	W	31-14
1993	at San Diego	W	18-12
	at Seattle	L	14-31
1994	at Seattle	W	24-10
	at San Diego	W	35-15
1995	at San Diego	W	14-10
	at Seattle	W	35-25
1996	at San Diego	W	29-7
	at Seattle	L	13-32
1997	at Seattle	L	22-26
	at San Diego	L	31-37
1998	at San Diego	L	20-27
	at Seattle	L	17-38
1999	at San Diego	W	13-10
	at Seattle	W	19-16

2000	at San Diego	L	12-20
	at Seattle	L	15-17
2001	at Seattle	L	10-13, OT
	at San Diego	L	22-25
2002	at San Diego	L	28-31, OT
2006	at Seattle	W	20-17

Chargers 8, Tampa Bay 1 (.889)

1976	at San Diego	W	23-0
1981	at Tampa Bay	W	24-23
1987	at Tampa Bay	W	17-13
1990	at San Diego	W	41-10
1992	at San Diego	W	29-14
1993	at Tampa Bay	W	32-17
1996	at San Diego	L	17-25
2004	at San Diego	W	31-24
2008	at Tampa Bay	W	41-24

Chargers 23, Tennessee 16, 1 Tie (.588)

1960	at Houston	L	28-38
------	------------	---	-------

	at Los Angeles	W	24-21
	at Houston+	L	16-24
1961	at San Diego	W	34-24
	at Houston	L	13-33
	at San Diego+	L	3-10
1962	at San Diego	L	17-42
	at Houston	L	27-33
1963	at San Diego	W	27-0
	at Houston	W	20-14
1964	at San Diego	W	27-21
	at Houston	W	20-17
1965	at San Diego	W	31-14
	at Houston	W	37-26

1966	at Houston	W	28-22
1967	at San Diego	W	13-3
	at Houston	L	17-24
1968	at San Diego	W	30-14
1969	at Houston	W	21-17
1970	at San Diego	T	31-31
1971	at Houston	L	33-49
1972	at San Diego	W	34-20
1974	at Houston	L	14-21
1975	at Houston	L	17-33
1976	at San Diego	W	30-27
1978	at Houston	W	45-24
1979	at San Diego**	L	14-17
1984	at San Diego	W	31-14
1985	at Houston	L	35-37

1986	at San Diego	W	27-0
1987	at Houston	L	18-33
1989	at San Diego	L	27-34
1990	at San Diego	L	7-17
1992	at Houston	L	0-27
1993	at San Diego	W	18-17
1998	at Tennessee	W	13-7
2004	at San Diego	W	38-17
2006	at San Diego	W	40-7
2007	at Tennessee (OT)	W	23-17
	at San Diego*	W	17-6

+ AFL Championship Game
 * AFC Wild Card Playoffs
 ** AFC Divisional Playoffs

Washington 6, Chargers 2 (.250)

1973	at Washington	L	0-38
1980	at Washington	L	17-40
1983	at San Diego	L	24-27
1986	at San Diego	L	27-30
1989	at Washington	L	21-26
1998	at Washington	L	20-24
2001	at San Diego	W	30-3
2005	at Washington	W	23-17, OT

PRESEASON RESULTS

Preseason Record – 118-99-4 (.543)

2008 (3-1)

vs. Dallas	W	31-17
at St. Louis	L	6-7
vs. Seattle	W	18-17
at San Francisco	W	20-17

2007 (3-1)

vs. Seattle	L	16-24
at St. Louis	W	30-13
at Arizona	W	33-31
San Francisco	W	16-13

2006 (2-2)

vs. Green Bay	W	17-3
at Chicago	L	3-24
vs. Seattle	W	31-20
at San Francisco	L	14-23

2005 (2-2)

at Green Bay	L	7-10
vs. St. Louis	W	36-21
at Minnesota	L	16-19
vs. San Francisco	W	28-24

2004 (2-2)

vs. Indianapolis	L	17-21
at Arizona Cardinals	W	38-13
vs. Seattle	L	20-26
at San Francisco	W	31-15

2003 (2-2)

at Seattle	L	7-20
vs. Arizona Cardinals	L	10-16
at Houston	W	19-17
vs. San Francisco	W	24-3

2002 (2-2)

vs. Arizona Cardinals	L	17-24
vs. Seattle	W	24-14
at St. Louis Rams	W	31-10
at San Francisco	L	3-27

2001 (3-1)

vs. San Francisco	W	25-24
at Miami	W	23-20 (OT)
vs. St. Louis Rams	W	13-10 (OT)
at Arizona Cardinals	L	3-16

2000 (4-0)

at San Francisco	W	23-20
vs. Minnesota	W	31-7
at Atlanta	W	28-14
vs. Arizona Cardinals	W	24-20





1999 (0-5)

vs. Denver (Sydney, Aus.).....L17-20
 at San Francisco.....L24-31
 vs. Miami.....L10-13
 at St. Louis Rams.....L21-24
 vs. Kansas City.....L27-34

1998 (3-1)

vs. San Francisco.....W27-21
 vs. St. Louis Rams.....W41-27
 at Indianapolis Colts.....W33-3
 at Minnesota.....L28-42

1997 (3-1)

vs. San Francisco.....W20-13
 vs. Indianapolis Colts.....W23-17
 at Tennessee Titans.....W21-7
 at Minnesota.....L22-28

1996 (2-3)

vs. Pittsburgh (Tokyo, Japan)...W20-10
 at Minnesota.....L20-23 (OT)
 at San Francisco.....L13-16 (OT)
 vs. Arizona Cardinals.....W32-10
 at St. Louis Rams.....L34-37

1995 (1-2)

vs. Minnesota.....L19-23
 vs. San Francisco.....L6-17
 at Houston Oilers.....Cancelled
 vs. St. Louis Rams.....W17-9

1994 (1-4)

vs. Atlanta in Canton, Ohio....L17-21
 vs. Houston Oilers (San Antonio)..L3-31
 vs. N.Y. Giants (Berlin, Germany)...L20-28
 vs. San Francisco.....L24-30
 vs. L.A. Rams.....W24-6

1993 (3-1)

vs. New England Patriots.....W13-7
 at L.A. Rams.....W23-17
 vs. Phoenix Cardinals.....W10-3
 at San Francisco.....L14-30

1992 (2-2)

at Phoenix Cardinals.....L14-35
 at New England Patriots.....W20-10
 vs. San Francisco.....L14-20
 vs. L.A. Rams.....W30-19

1991 (1-3)

vs. Houston Oilers.....W31-29
 at L.A. Rams.....L3-24
 at San Francisco.....L13-24
 vs. L.A. Raiders.....L7-17

1990 (3-1)

vs. Dallas Cowboys.....W28-16
 at L.A. Rams.....W30-27
 vs. San Francisco.....W29-28
 at L.A. Raiders.....L7-34

1989 (2-2)

vs. Dallas Cowboys.....L3-20
 at Chicago.....W24-7
 at San Francisco.....L14-17
 vs. Phoenix Cardinals.....W21-20

1988 (1-3)

vs. Dallas Cowboys.....W24-21
 at L.A. Rams.....L6-27
 vs. San Francisco.....L27-34
 vs. L.A. Rams.....L24-31

1987 (2-2)

vs. Dallas Cowboys.....W29-0
 vs. L.A. Rams.....L21-23

at San Francisco.....L3-17
 vs. N.Y. Jets.....W30-6

1986 (3-1)

vs. Dallas Cowboys.....W20-0
 vs. Philadelphia.....W45-38
 at L.A. Rams.....L17-20
 vs. St. Louis Cardinals.....W24-17

1985 (2-2)

vs. Cleveland Browns.....W12-7
 vs. Dallas Cowboys.....L24-27
 at San Francisco.....L10-25
 vs. New Orleans.....W21-20

1984 (2-2)

vs. L.A. Rams.....W17-10
 vs. Dallas Cowboys.....L13-24
 vs. San Francisco.....W35-15
 at L.A. Rams.....L14-47

1983 (2-2)

at L.A. Rams.....L20-34
 vs. Philadelphia.....L20-21
 vs. San Francisco.....W24-7
 vs. L.A. Rams.....W27-17

1982 (2-2)

vs. Chicago.....W28-27
 vs. Dallas Cowboys.....L16-26
 vs. San Francisco.....W23-9
 at L.A. Rams.....L14-20

1981 (2-2)

vs. St. Louis Cardinals.....L10-12
 at San Francisco.....W31-28
 vs. L.A. Rams.....W33-29
 vs. Buffalo.....L24-30

1980 (1-3-1)

vs. Green Bay (Canton, Ohio).T0-0*
 at Minnesota.....L17-27
 vs. San Francisco.....L14-17
 vs. Atlanta.....W17-9
 at L.A. Rams.....L17-34
 * Game stopped due to severe weather conditions with 9:17 left to play.

1979 (2-2)

at San Francisco.....L10-13
 vs. Minnesota.....W19-0
 at N.Y. Giants.....W7-3
 at L.A. Rams.....L7-23

1978 (2-2)

at Seattle.....L9-17
 at L.A. Rams.....W17-0
 vs. N.Y. Jets.....L10-23
 at N.Y. Giants.....W17-6

1977 (4-2)

at Dallas Cowboys.....L14-34
 vs. San Francisco.....W32-13
 vs. N.Y. Giants.....W29-17
 at Oakland.....L7-35
 at L.A. Rams.....W26-25
 vs. Seattle.....W38-20

1976 (3-3)

vs. Philadelphia.....W20-7
 vs. N.E. Patriots (Norman, Okla.)...W26-17
 vs. St. L. Cardinals (Tokyo, Japan)...L10-20
 vs. San Francisco (Honolulu)...L16-17
 at Seattle.....L16-17
 vs. N.Y. Giants.....W14-13

1975 (1-4-1)

vs. Chicago.....L0-22
 vs. N.Y. Giants.....L7-17
 vs. San Francisco.....W20-7
 at St. Louis Cardinals.....L9-14
 at New England Patriots.....L24-31
 vs. Minnesota.....T14-14 (OT)

1974 (2-4)

vs. San Francisco.....W20-6
 vs. N.Y. Jets.....W20-14
 vs. St. Louis Cardinals (Seattle)...L14-48
 vs. New England Patriots.....L14-23
 vs. L.A. Rams.....L16-30
 at Minnesota.....L0-42

1973 (1-5)

vs. N.Y. Giants.....L3-28
 vs. St. Louis Cardinals.....L13-17
 at San Francisco.....L7-19
 vs. Philadelphia.....W24-17
 at L.A. Rams.....L17-30
 vs. Minnesota.....L16-24

1972 (4-1-1)

vs. Atlanta.....W30-7
 at Minnesota.....L13-24
 vs. San Francisco.....W17-16
 at New Orleans.....W16-14
 vs. L.A. Rams.....W14-13
 vs. N.Y. Jets.....T20-20

1971 (4-2)

vs. Washington.....W19-10
 vs. Minnesota.....L7-34
 at San Francisco.....L17-28
 vs. New Orleans.....W22-7
 at L.A. Rams.....W20-14
 vs. Atlanta.....W21-14

1970 (3-3)

vs. Dallas Cowboys.....L10-20
 vs. N.Y. Giants.....W30-27
 vs. Chicago.....W14-9
 vs. L.A. Rams.....L14-16
 vs. St. L. Cardinals (Cleveland)...W38-27
 at New Orleans.....L14-20

1969 (2-2-1)

vs. Baltimore Colts.....L6-26
 vs. New Orleans.....W10-7
 vs. Oakland.....W10-7
 vs. Cleveland Browns.....T19-19
 vs. L.A. Rams.....L14-24

1968 (3-2)

vs. San Francisco.....W30-18
 at Oakland.....L7-31
 vs. Pittsburgh.....L33-36
 vs. L.A. Rams.....W35-13
 vs. Denver in San Antonio.....W6-3

1967 (1-4)

at Oakland.....L23-24
 at Miami.....W20-19
 vs. Detroit.....L17-38
 vs. L.A. Rams.....L7-50
 vs. Pittsburgh.....L7-16

1966 (2-2)

vs. Miami.....W38-10
 vs. Oakland.....L7-14
 vs. Kansas City in Anaheim.....L21-31
 vs. Boston Patriots.....W31-13

1965 (3-2)

vs. Oakland.....L3-10



at Kansas City W 31-10
 at Denver W 21-6
 vs. Oakland (Portland) W 46-17
 vs. Houston Oilers (Little Rock) L 10-13

1964 (4-1)

vs. Denver W 34-20
 vs. Houston Oilers (Little Rock) W 44-38
 at Kansas City W 26-14
 vs. N.Y. Jets in Atlanta L 6-34
 vs. Oakland W 24-10

1963 (4-1)

vs. Kansas City W 26-14
 vs. Boston Patriots W 50-17
 at Denver L 25-31
 at Houston Oilers W 21-3
 vs. Oakland W 13-3

1962 (4-0)

vs. Dallas Texans W 17-0
 vs. Denver W 31-24

at Oakland W 33-27
 vs. N.Y. Jets W 14-9

1961 (4-0)

vs. Houston Oilers W 27-14
 vs. Houston (in Honolulu) W 46-28
 vs. Oakland W 35-7
 vs. Dallas Texans W 31-10

1960 (4-0)

vs. N.Y. Jets in Los Angeles W 27-7
 vs. Houston Oilers (Los Angeles) W 22-13
 vs. Oakland in San Francisco W 24-17
 vs. Denver in Los Angeles W 36-30

Chargers Preseason Record vs.

Az. Cardinals / Phx / St.L. 8-9
 Atlanta 4-1
 Buffalo 0-1
 Chicago 3-2
 Cleveland Browns 1-0-1

Dallas Cowboys 5-6
 Detroit 0-1
 Denver 5-2
 Green Bay 1-1-1
 Houston Texans 1-0
 Indianapolis Colts / Baltimore 2-2
 Kansas City Chiefs / Dallas Texans 5-2
 St. Louis Rams / Los Angeles 18-18
 Oakland Raiders 7-7
 Miami 3-1
 Minnesota 2-10-1
 New England Patriots / Boston 5-2
 New Orleans 4-1
 New York Giants 5-3
 New York Jets 4-2-1
 Philadelphia 3-1
 Pittsburgh 1-2
 San Francisco 19-18
 Seattle 4-5
 Tennessee Titans / Houston Oilers 7-2
 Washington 1-0

QUARTERBACKS RECORDS AS STARTERS

Drew Brees 30-28 (517)
Postseason 0-1 (000)
 Virgil Carter 0-1 (000)
 Wayne Clark 1-3 (250)
 Bobby Clatterback 1-1 (500)
 Marty Domres 4-2 (666)
 Jim Everett 1-0 (1,000)
 Tom Flick 1-2 (333)
 Doug Flutie 8-14 (364)
 Dan Fouts 85-84-1 (503)
Postseason 3-4 (428)
 Jesse Freitas 2-5 (285)
 John Friesz 6-17 (261)
 Bob Gagliano 0-1 (000)
 Gale Gilbert 0-2 (000)

John Hadl 59-57-9 (508)
Postseason 0-1 (000)
 Jim Harbaugh 6-11 (353)
 James Harris 5-6 (454)
 Mark Hermann 1-6 (143)
 Stan Humphries 47-29 (618)
Postseason 3-3 (500)
 Mike Kelley 1-0 (1,000)
 Jack Kemp 22-6 (786)
Postseason 0-2 (000)
 Erik Kramer 2-2 (500)
 Babe Laufenberg 2-4 (333)
 Ryan Leaf 4-14 (222)
 Clint Longley 1-0 (1,000)
 Ed Luther 2-7 (222)

Mark Malone 2-6 (250)
 Jim McMahon 4-7 (363)
 Moses Moreno 0-2 (000)
 Rick Neuheisel 2-0 (1,000)
 Cliff Olander 1-0 (1,000)
 Philip Rivers 33-15 (688)
Postseason 3-3 (500)
 Tobin Rote 13-5-1 (710)
Postseason 1-1 (500)
 Sean Salisbury 1-2 (333)
 Billy Joe Tolliver 8-11 (421)
 Johnny Unitas 1-3 (250)
 Mark Vlasic 2-1 (666)
 Craig Whelihan 2-12 (143)
 Dick Wood 2-0 (1,000)

STARTING QUARTERBACKS BY YEAR

2008 (8-8)

Date	W-L	Opp.	Starter
9/7	L	Car	Rivers
9/14	L	at Den	Rivers
9/22	W	NYJ	Rivers
9/28	W	at Oak	Rivers
10/5	L	at Mia	Rivers
10/12	W	N.E.	Rivers
10/19	L	at Buf	Rivers
10/26	L	at N.O. (at London)	Rivers
11/9	W	K.C.	Rivers
11/16	L	at Pit	Rivers
11/23	L	Ind	Rivers
11/30	L	Atl	Rivers
12/4	W	Oak	Rivers
12/14	W	at K.C.	Rivers
12/21	W	at T.B.	Rivers
12/28	W	Den	Rivers
AFC Wild Card Playoffs			
1/3	W	Ind	Rivers
AFC Divisional Playoffs			
1/11	L	at Pit	Rivers

Rivers (8-8, 1-1)

2007 (11-5)

Date	W-L	Opp.	Starter
9/9	W	Chi	Rivers
9/16	L	at N.E.	Rivers
9/23	L	at G.B.	Rivers
9/30	L	K.C.	Rivers
10/7	W	at Den	Rivers
10/14	W	Oak	Rivers

10/28	W	Hou	Rivers
11/4	L	Min	Rivers
11/11	W	Ind	Rivers
11/18	L	at Jax	Rivers
11/25	W	Bal	Rivers
12/2	W	at K.C.	Rivers
12/9	W	at Ten	Rivers
12/16	W	Det	Rivers
12/24	W	Den	Rivers
12/30	W	at Oak	Rivers
AFC Wild Card Playoffs			
1/6	W	Ten	Rivers
AFC Divisional Playoffs			
1/13	W	at Ind	Rivers
AFC Championship Game			
1/20	L	at N.E.	Rivers

Rivers (11-5, 2-1)

2006 (14-2)

Date	W-L	Opp.	Starter
9/11	W	at Oak	Rivers
9/17	W	Ten	Rivers
10/1	L	at Bal	Rivers
10/8	W	Pit	Rivers
10/15	W	at S.F.	Rivers
10/22	L	at K.C.	Rivers
10/29	W	St. L.	Rivers
11/5	W	Cle	Rivers
11/12	W	at Cin	Rivers
11/19	W	at Den	Rivers
11/26	W	Oak	Rivers
12/3	W	at Buf	Rivers

12/10	W	Den	Rivers
12/17	W	K.C.	Rivers
12/24	W	at Sea	Rivers
12/31	W	Ariz	Rivers
AFC Divisional Playoffs			
1/14	L	N.E.	Rivers

Rivers (14-2, 0-1)

2005 (9-7)

Date	W-L	Opp.	Starter
9/11	L	Dal	Brees
9/18	L	at Den	Brees
9/25	W	NYG	Brees
10/2	W	at N.E.	Brees
10/10	L	Pit	Brees
10/16	W	at Oak	Brees
10/23	L	at Phi	Brees

2005 (9-7), cont.

10/30	W	K.C.	Brees
11/6	W	at NYJ	Brees
11/20	W	Buf	Brees
11/27	W	at Was	Brees
12/4	W	Oak	Brees
12/11	L	Mia	Brees
12/18	W	at Ind	Brees
12/24	L	at K.C.	Brees
12/31	L	Den	Brees

Brees (9-7)

2004 (12-4)

Date	W-L	Opp.	Starter
9/12	W	at Hou	Brees

Continued next page



HISTORY



9/19	L	NYJ	Brees
9/26	L	at Den	Brees
10/3	W	Ten	Brees
10/10	W	Jax	Brees
10/17	L	at Atl	Brees
10/24	W	at Car	Brees
10/31	W	Oak	Brees
11/7	W	N.O.	Brees
11/21	W	at Oak	Brees
11/28	W	at K.C.	Brees
12/5	W	Den	Brees
12/12	W	T.B.	Brees
12/19	W	at Cle	Brees
12/26	L	at Ind	Brees
1/2	W	K.C.	Flutie

AFC Wild Card Playoffs

1/8	L	NYJ	Brees
-----	---	-----	-------

Brees (11-4, 0-1), Flutie (1-0)

2003 (4-12)

Date	W-L	Opp.	Starter
9/7	L	at K.C.	Brees
9/14	L	Den	Brees
9/21	L	Bal	Brees
9/28	L	at Oak	Brees
10/5	L	at Jax	Brees
10/19	W	at Cle	Brees
10/27	L	Mia*	Brees
11/2	L	Chi	Brees
11/9	W	Min	Flutie
11/16	L	at Den	Flutie
11/23	L	Cin	Flutie
11/30	L	K.C.	Flutie
12/7	W	at Det	Flutie
12/14	L	G.B.	Brees
12/21	L	at Pit	Brees
12/28	W	Oak	Brees

*Game played at Arizona's Sun Devil Stadium due to San Diego wildfires

Brees (2-9), Flutie (2-3)

2002 (8-8)

9/8	W	at Cin	Brees
9/15	W	Hou	Brees
9/22	W	at Ariz	Brees
9/29	W	N.E.	Brees
10/6	L	at Den	Brees
10/13	W	K.C.	Brees
10/20	W	Oak	Brees
11/3	L	NYJ	Brees
11/10	L	at St. L.	Brees
11/17	W	S.F.	Brees
11/24	L	at Mia	Brees
12/1	W	Den	Brees
12/8	L	Oak	Brees
12/15	L	at Buf	Brees
12/22	L	at K.C.	Brees
12/29	L	Sea	Brees

Brees (8-8)

2001 (5-11)

9/9	W	Was	Flutie
9/23	W	at Dal	Flutie
9/30	W	Cin	Flutie
10/7	L	at Cle	Flutie
10/14	L	at N.E.	Flutie
10/21	W	Den	Flutie
10/28	W	Buf	Flutie
11/4	L	K.C.	Flutie
11/11	L	at Den	Flutie
11/18	L	at Oak	Flutie
11/25	L	Ariz	Flutie
12/2	L	at Sea	Flutie
12/9	L	at Phi	Flutie
12/15	L	Oak	Flutie
12/23	L	at K.C.	Flutie
12/30	L	Sea	Flutie

Flutie (5-11)

2000 (1-15)

9/3	L	at Oak	Leaf
9/10	L	N.O.	Leaf
9/17	L	at K.C.	Moreno
9/24	L	Sea	Leaf
10/1	L	at St. L.	Harbaugh
10/8	L	Den	Harbaugh
10/15	L	at Buf	Harbaugh
10/29	L	Oak	Harbaugh
11/5	L	at Sea	Harbaugh
11/12	L	Mia	Moreno
11/19	L	at Den	Leaf
11/26	W	K.C.	Leaf
12/3	L	S.F.	Leaf
12/10	L	at Bal	Leaf
12/17	L	at Car	Leaf
12/24	L	Pit	Leaf

Leaf (1-8), Harbaugh (0-5), Moreno (1-2)

1999 (8-8)

9/19	W	at Cin	Harbaugh
9/26	L	Ind	Harbaugh
10/3	W	K.C.	Harbaugh
10/10	W	at Det	Kramer
10/17	W	Sea	Kramer
10/24	L	G.B.	Kramer
10/31	L	at K.C.	Kramer
11/7	L	Den	Harbaugh
11/14	L	at Oak	Harbaugh
11/21	L	Chi	Harbaugh
11/28	L	at Min	Harbaugh
12/5	W	Cle	Harbaugh
12/12	W	at Sea	Harbaugh
12/19	L	at Mia	Harbaugh
12/26	W	Oak	Harbaugh
1/2	W	at Den	Harbaugh

Harbaugh (6-6), Kramer (2-2)

1998 (5-11)

9/6	W	Buf	Leaf
9/13	W	at Ten	Leaf
9/20	L	at K.C.	Leaf
9/27	L	NYG	Leaf
10/4	L	at Ind	Leaf
10/11	L	at Oak	Leaf
10/18	W	Phi	Leaf
10/25	L	Sea	Leaf
11/8	L	at Den	Leaf
11/15	W	Bal	Whelihan
11/22	W	K.C.	Whelihan
11/29	L	Den	Whelihan
12/6	L	at Was	Whelihan
12/13	L	at Sea	Whelihan
12/20	L	Oak	Whelihan
12/27	L	at Ariz	Whelihan

Leaf (3-6), Whelihan (2-5)

1997 (4-12)

			8/31
L	at N.E.	Humphries	
9/7	W	at N.O.	Everett
9/14	L	Car	Humphries
9/21	L	at Sea	Humphries
9/28	W	Bal	Humphries
10/5	W	at Oak	Humphries
10/16	L	at K.C.	Humphries
10/26	W	Ind	Humphries
11/2	L	at Cin	Humphries
11/9	L	Sea	Whelihan
11/16	L	Oak	Whelihan
11/23	L	at S.F.	Whelihan
11/30	L	Den	Whelihan
12/7	L	Atl	Whelihan
12/14	L	K.C.	Whelihan
12/21	L	at Den	Whelihan

Humphries (3-5), Everett (1-0), Whelihan (0-7)

1996 (8-8)

9/1	W	Sea	Humphries
-----	---	-----	-----------

9/8	W	Cin	Humphries
9/15	L	at G.B.	Humphries
9/22	W	at Oak	Humphries
9/29	W	K.C.	Humphries
10/6	L	at Den	Humphries
10/21	L	Oak	Humphries
10/27	L	at Sea	Salisbury
11/3	W	at Ind	Salisbury
11/11	W	Det	Humphries
11/17	L	T.B.	Humphries
11/24	W	at K.C.	Humphries
12/1	L	N.E.	Humphries
12/8	L	at Pit	Salisbury
12/14	L	at Chi	Humphries
12/22	W	Den	Humphries

Humphries (7-6), Salisbury (1-2)

1995 (9-7)

9/3	L	at Oak	Humphries
9/10	W	Sea	Humphries
9/17	W	at Phi	Humphries
9/24	W	Den	Humphries
10/1	L	at Pit	Humphries
10/9	L	at K.C.	Humphries
10/15	L	Dal	Gilbert
10/22	W	at Sea	Humphries
11/5	L	Mia	Humphries
11/12	L	K.C.	Humphries
11/19	L	at Den	Humphries
11/27	W	Oak	Humphries
12/3	W	Cle	Humphries
12/9	W	Ariz	Humphries
12/17	W	at Ind	Humphries
12/23	W	at NYG	Humphries

AFC Wild Card Playoffs

12/31	L	Ind	Humphries
-------	---	-----	-----------

Humphries (9-6, 0-1), Gilbert (0-1)

1994 (11-5)

9/4	W	at Den	Humphries
9/11	W	Cin	Humphries
9/18	W	at Sea	Humphries
9/25	W	at LA Rai	Humphries
10/9	W	K.C.	Humphries
10/16	W	at N.O.	Humphries
10/23	L	Den	Humphries
10/30	W	Sea	Humphries
11/6	L	at Atl	Gilbert
11/13	W	at K.C.	Humphries
11/20	L	at N.E.	Humphries
11/27	W	LA Ram	Humphries
12/5	L	LA Rai	Humphries
12/11	L	S.F.	Humphries
12/18	W	at NYJ	Humphries
12/24	W	Pit	Humphries

AFC Divisional Playoffs

1/8	W	Mia	Humphries
-----	---	-----	-----------

AFC Championship Game

1/15	W	at Pit	Humphries
------	---	--------	-----------

Super Bowl XXIX

1/29	L	S.F.	Humphries
------	---	------	-----------

Humphries (11-4, 2-1), Gilbert (0-1)

1993 (8-8)

9/5	W	Sea	Humphries
9/12	L	at Den	Humphries
9/19	W	Hou	Humphries
10/3	L	at Sea	Humphries
10/10	L	at Pit	Friesz
10/17	L	K.C.	Friesz
10/31	W	at LA Rai	Friesz
11/7	W	at Min	Friesz
11/14	L	Chi	Friesz
11/21	L	LA Rai	Friesz
11/29	W	at Ind	Humphries
12/5	W	Den	Humphries
12/12	L	G.B.	Humphries
12/19	L	at K.C.	Humphries



12/27 W Mia Humphries
 1/2/94 W at T.B. Humphries
Humphries (6-4), Friesz (2-4)

1992 (11-5)

9/6 L K.C. Gagliano
 9/13 L at Den Humphries
 9/20 L Pit Humphries
 9/27 L at Hou Humphries
 10/4 W Sea Humphries
 10/18 W at Ind Humphries
 10/25 W Den Humphries
 11/1 W Ind Humphries
 11/8 L at K.C. Humphries
 11/15 W at Cle Humphries
 11/22 W T.B. Humphries
 11/29 W LA Rai Humphries
 12/6 W at Phx Humphries
 12/13 W Cin Humphries
 12/20 W at LA Rai Humphries
 12/27 W at Sea Humphries

AFC Wild Card Playoffs

1/2 W K.C. Humphries

AFC Divisional Playoffs

1/10 L at Mia Humphries

Humphries (11-4, 1-1), Gagliano (0-1)

1991 (4-12)

9/1 L at Pit Friesz
 9/8 L at S.F. Friesz
 9/15 L Atl Friesz
 9/22 L at Den Friesz
 9/29 L K.C. Friesz
 10/6 W at LA Rai Friesz
 10/13 L at LA Ram Friesz
 10/20 L Cle Friesz
 10/27 L at Sea Friesz
 11/10 W Sea Friesz
 11/17 W N.O. Friesz
 11/24 L at NYJ Friesz
 12/1 L LA Rai Friesz
 12/8 L at K.C. Friesz
 12/15 W Mia Friesz
 12/22 L Den Friesz

Friesz (4-12)

1990 (6-10)

9/9 L at Dal Vlastic
 9/16 L Cin Tolliver
 9/23 W at Cle Tolliver
 9/30 L Hou Tolliver
 9/7 L at Pit Tolliver
 9/14 W at NYJ Tolliver
 10/21 L LA Rai Tolliver
 10/28 W T.B. Tolliver
 11/4 W at Sea Tolliver
 11/11 W Den Tolliver
 11/18 L at K.C. Tolliver
 11/25 L Sea Tolliver
 12/2 W NYJ Tolliver
 12/16 L at Den Tolliver
 12/23 L K.C. Tolliver
 12/30 L at LA Rai Friesz

Tolliver (6-8), Vlastic (0-1), Friesz (0-1)

1989 (6-10)

9/10 L at LA Rai McMahon
 9/17 L Hou McMahon
 9/24 W K.C. McMahon
 10/1 W at Phx McMahon
 10/8 L at Den McMahon
 10/15 L Sea McMahon
 10/22 L NYG McMahon
 10/29 L at Sea Tolliver
 11/5 W Phi McMahon
 11/12 W LA Rai McMahon
 11/19 L at Pit McMahon
 11/26 L at Ind McMahon

12/3 L NYJ Tolliver
 12/10 L at Was Tolliver
 12/17 W at K.C. Tolliver
 12/24 W Den Tolliver

McMahon (4-7), Tolliver (2-3)

1988 (6-10)

9/4 L at LA Rai Laufenberg
 9/11 L at Den Laufenberg
 9/18 W Sea Laufenberg
 9/25 W at K.C. Laufenberg
 10/2 L Den Laufenberg
 10/9 L N.O. Laufenberg
 10/16 L at Mia Malone
 10/23 L Ind Malone
 10/30 L at Sea Malone
 11/6 L LA Rai Malone
 11/13 W at Atl Vlastic
 11/20 W at LA Ram Vlastic
 11/27 L S.F. Malone
 12/4 L at Cin Malone
 12/11 W Pit Malone
 12/18 W K.C. Malone

Laufenberg (2-4), Malone (2-6), Vlastic (2-0)

1987 (8-7)

9/13 L at K.C. Fouts
 9/20 W StL Fouts
 10/4 W at Cin Neuheisel
 10/11 W at T.B. Kelley
 10/18 W at LA Rai Neuheisel
 10/25 W K.C. Fouts
 10/1 W Cle Fouts
 11/8 W at Ind Fouts
 11/15 W LA Rai Fouts
 11/22 L at Sea Hermann
 11/29 L Den Fouts
 12/6 L at Hou Fouts
 12/13 L Pit Fouts
 12/20 L Ind Fouts
 12/27 L at Den Hermann

Fouts (5-5), Neuheisel (2-0), Kelley (1-0), Hermann (0-2)

1986 (4-12)

9/7 W Mia Fouts
 9/14 L at NYG Fouts
 9/21 L Was Fouts
 9/28 L at LA Rai Fouts
 10/6 L at Sea Fouts
 10/12 L Den Fouts
 10/19 L at K.C. Fouts
 10/26 L at Phi Hermann
 11/2 L K.C. Flick
 11/9 W at Den Flick
 11/16 L Dal Fouts
 11/20 L LA Rai Flick
 11/30 W at Ind Fouts
 12/7 W Hou Fouts
 12/14 L Sea Fouts
 12/21 L at Cle Fouts

Fouts (3-9), Hermann (0-1), Flick (1-2)

1985 (8-8)

9/8 W at Buf Fouts
 9/15 L Sea Fouts
 9/22 W at Cin Fouts
 9/29 L Cle Fouts
 10/6 L at Sea Hermann
 10/13 W K.C. Hermann
 10/20 L at Min Hermann
 10/28 L at LA Rai Fouts
 11/3 W Den Fouts
 11/10 W LA Rai Fouts
 11/17 L at Den Fouts
 11/24 L at Hou Fouts
 12/1 W Buf Fouts
 12/8 W Pit Fouts

12/15 W Phi Fouts
 12/22 L at K.C. Hermann
Fouts (7-5), Hermann (1-3)

1984 (7-9)

9/2 W at Min Fouts
 9/9 L at Sea Fouts
 9/16 W Hou Fouts
 9/24 L at LA Rai Fouts
 9/30 W Det Fouts
 10/7 W at G.B. Fouts
 10/14 L at K.C. Fouts
 10/21 L LA Rai Fouts
 10/29 L Sea Fouts
 11/4 W at Ind Fouts
 11/11 L Den Fouts
 11/18 W Mia Fouts
 11/25 L at Pit Fouts
 12/3 W Chi Luther
 12/9 L at Den Luther
 12/16 L K.C. Luther

Fouts (6-7), Luther (1-2)

1983 (6-10)

9/4 L NYJ Fouts
 9/12 W at K.C. Fouts
 9/18 L at Sea Fouts
 9/25 L Cle Fouts
 10/2 W at NYG Fouts
 10/9 W Sea Fouts
 10/16 L at N.E. Fouts
 10/23 L at Den Luther
 10/31 L Was Luther
 11/6 L at Pit Luther
 11/13 W Dal Luther
 11/20 L at St. L Luther
 11/27 W Den Fouts
 12/1 L LA Rai Fouts
 12/11 W K.C. Fouts
 12/18 L at LA Rai Luther

Fouts (5-5), Luther (1-5)

1982 (6-3)

9/12 W at Den Fouts
 9/19 L at K.C. Fouts
 11/22 L at LA Rai Fouts
 11/28 W Den Fouts
 12/5 W at Cle Fouts
 12/11 W at S.F. Fouts
 12/20 W Cin Fouts
 12/26 W Bal Fouts
 1/2/83 L LA Rai Fouts

AFC Wild Card Playoffs

1/9 W at Pit Fouts

AFC Divisional Playoffs

1/16 L at Mia Fouts

Fouts (6-3, 1-1)

1981 (10-6)

9/7 W at Cle Fouts
 9/13 W Det Fouts
 9/20 W at K.C. Fouts
 9/27 L at Den Fouts
 10/4 W Sea Fouts
 10/11 L Min Fouts
 10/18 W at Bal Fouts
 10/15 L at Chi Fouts
 11/1 W K.C. Fouts
 11/8 L Cin Fouts
 11/16 L at Sea Fouts
 11/22 W at Oak Fouts
 11/29 W Den Fouts
 12/6 L Buf Fouts
 12/13 W at T.B. Fouts
 12/21 W Oak Fouts

AFC Divisional Playoffs

1/2 W at Mia Fouts

AFC Championship Game



Continued next page



1/10 L at Cin Fouts
Fouts (10-6, 1-1)

1980 (11-5)
 9/7 W at Sea Fouts
 9/14 W Oak Fouts
 9/21 W at Den Fouts
 9/28 W at K.C. Fouts
 10/5 L Buf Fouts
 10/12 L at Oak Fouts
 10/19 W NYG Fouts
 10/26 L at Dal Fouts
 11/2 W at Cin Fouts
 11/9 L Den Fouts
 11/16 W K.C. Fouts
 11/20 W at Mia Fouts
 11/30 W Phi Fouts
 12/7 L at Was Fouts
 12/13 W Sea Fouts
 12/22 W Pit Fouts

AFC Divisional Playoffs
 1/3 W Buf Fouts
AFC Championship Game
 1/11 L Oak Fouts
Fouts (11-5, 1-1)

1979 (12-4)
 9/2 W at Sea Fouts
 9/9 W Oak Fouts
 9/16 W Buf Fouts
 9/23 L at N.E. Fouts
 9/30 W S.F. Fouts
 10/7 L at Den Fouts
 10/14 W Sea Fouts
 10/21 W at LA Ram Fouts
 10/25 L at Oak Fouts
 11/4 W at K.C. Fouts
 11/11 W at Cin Fouts
 11/18 W Pit Fouts
 11/25 W K.C. Fouts
 12/2 L Atl Fouts
 12/9 W at N.O. Fouts
 12/17 W Den Fouts

AFC Divisional Playoffs
 12/29 L Hou Fouts
Fouts (12-4, 0-1)

1978 (9-7)
 9/3 W at Sea Fouts
 9/10 L Oak Fouts
 9/17 L at Den Fouts
 9/24 L G.B. Harris
 10/1 L at N.E. Fouts
 10/8 W Den Fouts
 10/15 L Mia Fouts
 10/22 L at Det Fouts
 10/29 W at Oak Fouts
 11/5 W Cin Fouts
 11/12 W K.C. Harris
 11/19 W at Min Fouts
 11/26 L at K.C. Fouts
 12/4 W Chi Fouts
 12/10 W Sea Fouts
 12/17 W at Hou Fouts
Fouts (8-6), Harris (1-1)

1977 (7-7)
 9/18 L at Oak Harris
 9/25 W at K.C. Harris
 10/2 W Cin Harris
 10/9 W at N.O. Harris
 10/16 L N.E. Harris
 10/23 L K.C. Harris
 10/30 W at Mia Harris
 11/6 L at Det Harris
 11/13 L Den Harris
 11/20 W Oak Olander
 11/27 W at Sea Fouts
 12/4 W Cle Fouts

12/11 L at Den Fouts
 12/18 L Pit Fouts
Harris (4-5), Fouts (2-2), Olander (1-0)

1976 (6-8)
 9/12 W at K.C. Fouts
 9/19 W at T.B. Fouts
 9/26 W St. L. Fouts
 10/3 L at Den Fouts
 10/10 L Oak Fouts
 10/17 W Hou Fouts
 10/24 L at Cle Fouts
 10/31 L at Pit Fouts
 11/7 L Bal Fouts
 11/14 L Den Fouts
 11/21 W at Buf Fouts
 11/28 L K.C. Fouts
 12/5 W S.F. Longley
 12/12 L at Oak Fouts
Fouts (5-8), Longley (1-0)

1975 (2-12)
 9/21 L Pit Carter
 9/28 L at Hou Fouts
 10/5 L Oak Fouts
 10/12 L LA Ram Fouts
 10/19 L K.C. Fouts
 10/26 L at Oak Freitas
 11/1 L at NYG Fouts
 11/9 L N.E. Fouts
 11/16 L Den Fouts
 11/23 L at Min Freitas
 11/30 L at Den Freitas
 12/7 W at K.C. Fouts
 12/15 W NYJ Fouts
 12/21 L at Cin Freitas
Fouts (2-7), Freitas (0-4), Carter (0-1)

1974 (5-9)
 9/15 L at Hou Fouts
 9/22 W at Cin Fouts
 9/29 L Mia Fouts
 10/6 L Phi Fouts
 10/13 L Oak Fouts
 10/20 L at Den Fouts
 10/27 L K.C. Fouts
 11/3 W Cle Fouts
 11/10 W at K.C. Fouts
 11/17 L at Oak Fouts
 11/24 L at G.B. Fouts
 12/1 L at NYJ Freitas
 12/8 W Chi Freitas
 12/15 W Den Freitas
Fouts (3-8), Freitas (2-1)

1973 (2-11-1)
 9/16 L at Was Unitas
 9/23 W Buf Unitas
 9/30 L Cin Unitas
 10/7 L at Pit Unitas
 10/14 L vs. Oak Fouts
 10/21 L Atl Fouts
 10/28 T at Cle Fouts
 11/4 L K.C. Fouts
 11/11 L at Den Clark
 11/18 W N.O. Clark
 11/25 L at Oak Clark
 12/2 L at N.E. Clark
 12/9 L Den Fouts
 12/16 L at K.C. Fouts
Unitas (1-3), Fouts (0-5-1), Clark (1-3)

1972 (4-9-1)
 9/17 L at S.F. Hadl
 9/24 W Den Hadl
 10/1 T at Oak Hadl
 10/8 W at Bal Hadl
 10/15 L at Mia Hadl
 10/22 L at Det Hadl

10/29 L K.C. Hadl
 11/5 L Dal Hadl
 11/13 L Cle Hadl
 11/19 W at K.C. Hadl
 11/26 W Hou Hadl
 12/3 L Oak Hadl
 12/10 L at Den Hadl
 12/17 L Pit Hadl
Hadl (4-9-1)

1971 (6-8)
 9/19 W K.C. Hadl
 9/26 L Oak Hadl
 10/3 L at Pit Hadl
 10/10 L at K.C. Hadl
 10/17 L at Den Hadl
 10/23 W Buf Hadl
 10/31 W NYJ Hadl
 11/7 L at NYG Hadl
 11/15 W St. L. Hadl
 11/21 L at Oak Hadl
 11/28 L at Cin Hadl
 12/5 W Min Hadl
 12/12 W Den Hadl
 12/19 L at Hou Hadl
Hadl (6-8)

1970 (5-6-3)
 9/20 L Bal Hadl
 9/27 T Oak Hadl
 10/4 L at LA Ram Hadl
 10/12 L G.B. Hadl
 10/18 W at Chi Domres
 10/25 T Hou Hadl
 11/1 W at Cle Hadl
 11/8 W Den Hadl
 11/15 W at Bos Hadl
 11/22 L at Oak Hadl
 11/29 L at K.C. Hadl
 12/6 L Cin Domres
 12/13 T at Den Hadl
 12/20 W K.C. Hadl
Hadl (4-5-3), Domres (1-1)

1969 (8-6)
 9/14 L K.C. Hadl
 9/21 L at Cin Hadl
 9/28 W NYJ Hadl
 10/4 W Cin Hadl
 10/11 W at Mia Hadl
 10/19 W at Bos Hadl
 10/26 L Oak Hadl
 11/2 L at Den Hadl
 11/9 L at K.C. Domres
 11/16 L at Oak Hadl
 11/23 W Den Domres
 11/27 W at Hou Domres
 12/7 W Bos Domres
 12/14 W Buf Hadl
Hadl (5-5), Domres (3-1)

1968 (9-5)
 9/6 W Cin Hadl
 9/21 W Hou Hadl
 9/29 W at Cin Hadl
 10/5 L at NYJ Hadl
 10/13 W at Oak Hadl
 10/20 W Den Hadl
 10/27 L at K.C. Hadl
 11/3 W Mia Hadl
 11/10 W at Bos Hadl
 11/17 W at Buf Hadl
 11/24 L NYJ Hadl
 12/1 W at Den Hadl
 12/8 L K.C. Hadl
 12/15 L Oak Hadl
Hadl (9-5)



1967 (8-5-1)

9/9	W	Bos	Hadl
9/24	W	Hou	Hadl
10/1	W	at Buf	Hadl
10/8	T	Bos	Hadl
10/15	W	K.C.	Hadl
10/22	W	at Den	Hadl
10/29	L	at Oak	Hadl
11/12	W	Mia	Hadl
11/19	W	at K.C.	Hadl
11/23	W	Den	Hadl
12/3	L	Oak	Hadl
12/10	L	at Mia	Hadl
12/16	L	at Hou	Hadl
12/24	L	NYJ	Hadl

Hadl (8-5-1)

1966 (7-6-1)

9/4	W	Buf	Hadl
9/10	W	Bos	Hadl
9/25	W	at Oak	Hadl
10/2	W	Mia	Hadl
10/8	L	at NYJ	Hadl
10/16	T	at Buf	Hadl
10/23	L	at Bos	Hadl
10/30	W	Den	Hadl
11/6	L	at K.C.	Hadl
11/13	L	Oak	Hadl
11/27	L	at Den	Hadl
12/4	W	at Hou	Hadl
12/11	W	NYJ	Hadl
12/18	L	K.C.	Hadl

Hadl (7-6-1)

1965 (9-2-3)

9/11	W	Den	Hadl
9/19	W	at Oak	Hadl
9/26	T	K.C.	Hadl
10/3	W	Hou	Hadl
10/10	W	at Buf	Hadl
10/17	T	at Bos	Hadl
10/23	W	at NYJ	Hadl
10/31	L	Bos	Hadl
11/7	W	at Den	Hadl
11/14	L	at K.C.	Hadl
11/25	T	Buf	Hadl
12/4	W	NYJ	Hadl
12/12	W	at Hou	Hadl
12/19	W	Oak	Hadl

AFL Championship Game

12/26	L	Buf	Hadl
-------	---	-----	------

Hadl (9-2-3, 0-1)

1964 (8-5-1)

9/12	W	Hou	Rote
9/20	L	Bos	Rote
9/26	L	at Buf	Rote
10/3	T	at NYJ	Rote
10/9	W	at Bos	Rote
10/18	W	Den	Hadl
10/25	W	at Hou	Hadl
11/1	W	Oak	Hadl
11/8	W	at Den	Hadl
11/15	W	at K.C.	Hadl
11/26	L	Buf	Hadl
12/6	W	NYJ	Hadl
12/13	L	K.C.	Hadl
12/20	L	at Oak	Hadl

AFL Championship Game

12/27	L	at Buf	Rote
-------	---	--------	------

Rote (2-2-1, 0-1), Hadl (6-3)

1963 (11-3)

9/8	W	Buf	Rote
9/14	W	Bos	Rote
9/29	W	K.C.	Rote
10/6	L	at Den	Rote
10/13	W	NYJ	Rote
10/20	W	at K.C.	Rote
10/27	L	Oak	Rote
11/2	W	at NYJ	Rote
11/10	W	at Bos	Rote
11/17	W	at Buf	Rote
12/1	W	Hou	Rote
12/8	L	at Oak	Rote
12/15	W	at Hou	Rote
12/22	W	Den	Rote

AFL Championship Game

1/5	W	Bos	Rote
-----	---	-----	------

Rote (11-3, 1-0)

1962 (4-10)

9/7	L	at Den	Kemp
9/16	W	NYT	Kemp
9/23	L	Hou	Hadl
9/30	W	at Oak	Wood
10/7	W	Dal	Wood
10/13	L	at Buf	Hadl

10/19	L	at Bos	Hadl
10/28	L	at NYT	Hadl
11/4	L	Den	Hadl
11/11	L	Buf	Hadl
11/25	L	at Hou	Hadl
12/2	W	Oak	Hadl
12/9	L	Bos	Hadl
12/16	L	at Dal	Hadl

Hadl (1-9), Wood (2-0), Kemp (1-1)

1961 (12-2)

9/10	W	at Dal	Kemp
9/17	W	Oak	Kemp
9/24	W	Hou	Kemp
9/30	W	at Buf	Kemp
10/7	W	at Bos	Kemp
10/15	W	at NYT	Kemp
10/22	W	at Oak	Kemp
10/29	W	Den	Kemp
11/5	W	NYT	Kemp
11/12	W	at Den	Kemp
11/19	W	Dal	Kemp
12/3	L	at Hou	Kemp
12/9	W	Buf	Kemp
12/17	L	Bos	Kemp

AFL Championship Game

12/24	L	Hou	Kemp
-------	---	-----	------

Kemp (12-2, 0-1)

1960 (10-4)

9/10	W	Dal	Kemp
9/18	L	at Hou	Kemp
9/25	L	at Dal	Kemp
10/2	W	at Buf	Clatterback
10/8	L	Bos	Clatterback
10/16	W	at Den	Kemp
10/28	W	at Bos	Kemp
11/4	W	at NYT	Kemp
11/13	W	Hou	Kemp
11/20	L	Buf	Kemp
11/27	W	Oak	Kemp
12/4	W	at Oak	Kemp
12/10	W	Den	Kemp
12/18	W	NYT	Kemp

AFL Championship Game

1/1	L	at Hou	Kemp
-----	---	--------	------

Kemp (9-3, 0-1), Clatterback (1-1)

CHARGERS IN THE "POWER BLUES"



Philip Rivers

The Chargers have won eight games in a row while wearing their "power blue" / powder blue jerseys. Overall since the powder-blue color first reappeared in 1994 during the NFL's 75th Anniversary Season, the Chargers have a 10-5 record in that color jersey. The team redesigned its uniform in 2007, introducing a new powder blue alternate uniform, and the team is 5-0 in that uniform. From 1994-06, the Chargers wore their "Throwback" jerseys modeled after the uniforms worn by the 1963 AFL Championship squad 10 times (5-5 record), and will wear those same Throwback uniforms three times in 2009: Week 1 at Oakland, Week 6 vs. Denver (Oct. 19) and Week 12 vs. Kansas City (Nov. 29).



Stan Humphries

Date	Opponent	W/L	Score
10/09/94	Kansas City	W	20-6
12/05/94	Los Angeles Raiders	L	17-24
10/29/00	Oakland	L	13-15
11/03/02	New York Jets	L	13-44
09/21/03	Baltimore	L	10-24
10/10/04	Jacksonville	W	34-21
10/10/05	Pittsburgh	L	22-24
11/20/05	Buffalo	W	48-10
10/08/06	Pittsburgh	W	23-13
11/05/06	Cleveland	W	32-25
10/14/07	Oakland	W	28-14
11/11/07	Indianapolis	W	23-21
10/12/08	New England	W	30-10
12/04/08	Oakland	W	34-7
01/03/09	Indianapolis	W	23-17 OT




POSTSEASON HISTORY

2008 AFC Divisional Playoffs • Pittsburgh Steelers 35, San Diego Chargers 24 Sunday, January 11, 2009 - Heinz Field (Pittsburgh, PA)

The San Diego Chargers' run through the AFC Playoffs came to an abrupt end in Pittsburgh's Heinz Field as the Steelers dealt the Chargers a 35-24 setback on a cold and snowy day in the Steel City. The Chargers staked out an early lead on a long touchdown catch by Vincent Jackson and led or were tied for most of the first half, but the game's momentum changed right before and right after halftime. Down 10-7, Pittsburgh drove 66 yards for a touchdown just before halftime, giving them their first lead of the night at 14-10. The Steelers got the ball first coming out of the locker room and drove 77 yards for another score that extended the lead to 21-10. Darren Sproles' 63-yard kickoff return gave the ball to the Chargers at Pittsburgh's 23-yard line, but Philip Rivers' first-down pass was tipped and intercepted by the Steelers. Though replays showed the ball appeared to hit the ground, the play

withstood an instant replay challenge and Pittsburgh maintained possession. The Chargers' defense held and forced a punt, but the punt inadvertently hit an unknowing Eric Weddle and the Steelers recovered and took over at the Chargers' 23. Again the Chargers defense would hold, stopping Pittsburgh on downs at the one, but with the Bolts offense unable to get out of the shadow of its own goal line, the Steelers got the ball again in San Diego territory and 49 yards later, the Steelers scored to take a 28-10 lead. San Diego did manage to score a pair of late touchdowns, including a 62-yard catch and run by Sproles, who finished the game with 274 all-purpose yards, but Pittsburgh ultimately held the Bolts at bay, matching touchdown for touchdown, and held on for the win.



Score by Quarters	Q1	Q2	Q3	Q4	Total
San Diego Chargers	7	3	0	14	24
Pittsburgh Steelers	7	7	7	14	35

Chargers	1	12:59	V.Jackson 41 yd. pass from P.Rivers (N.Kaeding kick) [4-75, 2:01]
Steelers	1	7:41	S.Holmes 67 yd. punt return (Je.Reed kick)
Chargers	2	1:56	N.Kaeding 42 yd. Field Goal [7-20, 3:09]
Steelers	2	0:40	W.Parker 3 yd. run (Je.Reed kick) [7-66, 1:16]
Steelers	3	7:04	H.Miller 8 yd. pass from B.Roethlisberger (Je.Reed kick) [13-77, 7:56]
Steelers	4	12:52	G.Russell 1 yd. run (Je.Reed kick) [2-49, 0:49]
Chargers	4	9:09	L.Naanee 4 yd. pass from P.Rivers (N.Kaeding kick) [10-73, 3:43]
Steelers	4	4:11	W.Parker 16 yd. run (Je.Reed kick) [9-73, 4:58]
Chargers	4	1:53	D.Sproles 62 yd. pass from P.Rivers (N.Kaeding kick) [4-79, 0:50]
Attendance	— 63,899		

Team Statistics	Chargers	Pittsburgh
TOTAL FIRST DOWNS	15	22
By Rushing	1	12
By Passing	13	8
By Penalty	1	2
THIRD DOWN EFFICIENCY	5-12-42%	6-14-43%
FOURTH DOWN EFFICIENCY	0-0-0%	0-2-0%
TOTAL NET YARDS	290	342
Total Offensive Plays	50	70
Average gain per offensive play	5.8	4.9
NET YARDS RUSHING	15	165
Total Rushing Plays	11	42
Average gain per rushing play	1.4	3.9
Tackles for a loss-number and yards	2-6	3-6
NET YARDS PASSING	275	177
Sacked - yards lost	4-33	1-4
Gross yards passing	308	181
ATT-COMP-INT	35-21-1	27-17-0
Avg gain per pass play	7.1	6.3
KICKOFFS-In EZ-TB	5-0-0	6-1-0
PUNTS No. and Average	6-47.2	5-43.4

Had Blocked	0	0
FGs - PATs Had Blocked	0-0	0-0
Net Punting Average	35.0	38.6
TOTAL RETURN YARDAGE	175	136
No. and Yards Punt Returns	3-4	2-73
No. and Yards Kickoff Returns	6-171	4-63
No. and Yards Interception Returns	0-0	1-0
PENALTIES Number and Yards	8-104	7-44
FUMBLES Number and Lost	1-1	0-0
TOUCHDOWNS	3	5
Rushing	0	3
Passing	3	1
Punt Returns	0	1
EXTRA POINTS Made-Attempts	3-3	5-5
Kicking Made-Attempts	3-3	5-5
FIELD GOALS Made-Attempts	1-1	0-0
RED ZONE EFFICIENCY	1-1-100%	4-5-80%
GOAL TO GO EFFICIENCY	1-1-100%	2-3-67%
SAFETIES	0	0
FINAL SCORE	24	35
TIME OF POSSESSION	23:30	36:30

CHARGERS

Rushing	Att.	Yds.	Avg.	Long	TD			
Sproles	11	15	1.4	8	0			
Passing	Att.	Comp.	Yds.	S-L	TD	Lg.	Int.	Rtng.
Rivers	35	21	308	4-33	3	62t	1	105.4
Receiving	No.	Yds.	Avg.	Long	TD			
Sproles	5	91	18.2	62t	1			
Gates	5	59	11.8	21	0			
Chambers	4	72	18.0	25	0			
Jackson	2	49	24.5	41t	1			
Hester	2	13	6.5	11	0			
Manumaleuna	1	14	14.0	14	0			
Bennett	1	6	6.0	6	0			
Naanee	1	4	4.0	4t	1			
Interceptions	Att.	Yds.	Avg.	Long	TD			
None								
Punting	No.	Yds.	Avg.	Net	TB	I-20	Long	
Scifres	6	283	47.2	35.0	0	1	53	
Punt Returns	No.	Yds.	Avg.	FC	Long	TD		
Sproles	2	4	2.0	0	4	0		
Weddle	1	0	0.0	0	0	0		
Kickoff Returns	Att.	Yds.	Avg.	Long	TD			
Sproles	5	164	32.8	63	0			
Cromartie	1	7	7.0	7	0			

PITTSBURGH


Rushing	Att.	Yds.	Avg.	Long	TD			
Parker	27	146	5.4	27	2			
Moore	3	13	4.3	5	0			
Holmes	2	7	3.5	4	0			
Russell	4	5	1.3	3	1			
Davis	1	0	0.0	0	0			
Leftwich	4	-2	-0.5	2	0			
Clark	1	-4	-4.0	-4	0			
Passing	Att.	Comp.	Yds.	S-L	TD	Lg.	Int.	Rtng.
Roethlisberger	26	17	181	1-4	1	41	0	98.4
Leftwich	1	0	0	0-0	0	0	0	39.6
Receiving	No.	Yds.	Avg.	Long	TD			
Ward	4	70	17.5	41	0			
Miller	3	37	12.3	18	1			
Washington	3	30	10.0	18	0			
Davis	3	7	2.3	6	0			
Holmes	2	25	12.5	15	0			
Moore	2	12	6.0	9	0			
Interceptions	Att.	Yds.	Avg.	Long	TD			
Footie	1	0	0.0	0	0			
Punting	No.	Yds.	Avg.	Net	TB	I-20	Long	
Berger	4	192	48.0	42.0	1	0	51	
B.Roethlisberger	1	25	25.0	25.0	0	1	25	
Punt Returns	No.	Yds.	Avg.	FC	Long	TD		
Holmes	2	73	36.5	1	67t	1		
Moore	0	0	0.0	2	0	0		
Kickoff Returns	Att.	Yds.	Avg.	Long	TD			
Russell	2	33	16.5	19	0			
Moore	1	18	18.0	18	0			
Davis	1	12	12.0	12	0			



2008 AFC Wild Card Playoffs • San Diego Chargers 23, Indianapolis Colts 17 (OT) Saturday, January 3, 2009 - Qualcomm Stadium (San Diego, CA)

The San Diego Chargers' miracle season of 2008 stayed alive as the Bolts rallied from a 17-14 fourth quarter deficit behind an outstanding defensive effort and the legs of Darren Sproles to defeat the Indianapolis Colts, 23-17, in overtime in a Saturday night home playoff game at Qualcomm Stadium. After trailing 7-0 and 10-7, the Chargers rallied and led 14-10 at the half. In the third quarter, the Colts caught the Chargers off-guard while substituting defenders and made them pay with a 72-yard TD pass from Peyton Manning to Reggie Wayne. San Diego's defense settled down though and did not allow the Colts any more points. A key defensive stand late in the fourth quarter, fueled by Tim Dobbins' sack of Manning at the Colts' one-yard line, allowed

the offense time for one final drive in regulation. Philip Rivers drove the Bolts to the Colts' eight-yard line and Nate Kaeding's field goal from 26 yards out tied the game with 31 seconds left. San Diego won the coin toss in overtime and Rivers led the offense on an 11-play, 75-yard march that ended with a 22-yard touchdown run by Sproles to win the game in overtime. Sproles finished the night with 328 all-purpose yards, the third-most ever by a player in an NFL Playoff game. Dobbins' sack that enabled the Bolts to begin the comeback was the first of his career.



Score by Quarters	Q1	Q2	Q3	Q4	OT	Total
Indianapolis Colts	7	3	7	0	0	17
San Diego Chargers	0	14	0	3	6	23

Colts	1	2:59	J.Addai 1 yd. run (A.Vinatieri kick) [9-81, 5:02]			
Chargers	2	10:15	L.Tomlinson 3 yd. run (N.Kaeding kick) [4-44, 2:18]			
Colts	2	6:46	A.Vinatieri 43 yd. Field Goal [8-42, 3:29]			
Chargers	2	0:42	D.Sproles 9 yd. run (N.Kaeding kick) [6-45, 2:19]			
Colts	3	8:10	R.Wayne 72 yd. pass from P.Manning (A.Vinatieri kick) [5-91, 1:32]			
Chargers	4	0:31	N.Kaeding 26 yd. Field Goal [7-30, 1:17]			
Chargers	5	8:40	D.Sproles 22 yd. run (10-75, 6:20) [10-75, 6:20]			
Attendance — 68,082						

Team Statistics	Indianapolis	Chargers
TOTAL FIRST DOWNS	17	26
By Rushing	5	11
By Passing	11	12
By Penalty	1	3
THIRD DOWN EFFICIENCY	6-15-40%	6-14-43%
FOURTH DOWN EFFICIENCY	0-1-0%	1-1-100%
TOTAL NET YARDS	366	357
Total Offensive Plays	65	73
Average gain per offensive play	5.6	4.9
NET YARDS RUSHING	64	167
Total Rushing Plays	22	33
Average gain per rushing play	2.9	5.1
Tackles for a loss-number and yards	1-1	3-5
NET YARDS PASSING	302	190
Sacked - yards lost	1-8	4-27
Gross yards passing	310	217
ATT-COMP-INT	42-25-0	36-20-1
Avg gain per pass play	7.0	4.8
KICKOFFS-In EZ-TB	5-3-1	4-0-0

PUNTS No. and Average	6-46.8	6-52.7
Had Blocked	0	0
FGs - PATs Had Blocked	0-0	0-0
Net Punting Average	31.5	51.7
TOTAL RETURN YARDAGE	105	178
No. and Yards Punt Returns	2-6	3-72
No. and Yards Kickoff Returns	4-63	4-106
No. and Yards Interception Returns	1-36	0-0
PENALTIES Number and Yards	9-74	3-40
FUMBLES Number and Lost	0-0	1-1
TOUCHDOWNS	2	3
Rushing	1	3
Passing	1	0
EXTRA POINTS Made-Attempts	2-2	2-2
Kicking Made-Attempts	2-2	2-2
FIELD GOALS Made-Attempts	1-1	1-1
RED ZONE EFFICIENCY	1-1-100%	2-4-50%
GOAL TO GO EFFICIENCY	1-1-100%	2-3-67%
SAFETIES	0	0
FINAL SCORE	17	23
TIME OF POSSESSION	29:11	37:09

INDIANAPOLIS

Rushing	Att.	Yds.	Avg.	Long	TD
Addai	16	44	2.8	11	1
Rhodes	4	12	3.0	5	0
Clark	1	9	9.0	9	0
Manning	1	-1	-1.0	-1	0

Passing	Att.	Comp.	Yds.	S-L	TD	Lg.	Int.	Rtng.
Manning	42	25	310	1-8	1	72t	0	90.4

Receiving	No.	Yds.	Avg.	Long	TD
Clark	7	33	4.7	9	0
Gonzalez	6	97	16.2	36	0
Wayne	4	129	32.3	72t	1
Addai	4	28	7.0	8	0
Harrison	3	20	6.7	9	0
Robinson	1	3	3.0	3	0

Interceptions	Att.	Yds.	Avg.	Long	TD
Bethea	1	36	36.0	36	0

Punting	No.	Yds.	Avg.	Net	TB	I-20	Long
Smith	6	281	46.8	31.5	1	0	63

Punt Returns	No.	Yds.	Avg.	FC	Long	TD
Ratliff	2	6	3.0	2	4	0

Kickoff Returns	Att.	Yds.	Avg.	Long	TD
Simpson	3	50	16.7	24	0
Reid	1	13	13.0	13	0

CHARGERS

Rushing	Att.	Yds.	Avg.	Long	TD
Sproles	22	105	4.8	22t	2
Tomlinson	5	25	5.0	13	1
Bennett	4	24	6.0	14	0
Rivers	2	13	6.5	12	0

Passing	Att.	Comp.	Yds.	S-L	TD	Lg.	Int.	Rtng.
Rivers	36	20	217	4-27	0	30	1	61.9

Receiving	No.	Yds.	Avg.	Long	TD
Gates	8	87	10.9	30	0
Sproles	5	45	9.0	17	0
Chambers	4	57	14.3	25	0
Naanee	1	15	15.0	15	0
Bennett	1	7	7.0	7	0
Hester	1	6	6.0	6	0

Interceptions	Att.	Yds.	Avg.	Long	TD
None					

Punting	No.	Yds.	Avg.	Net	TB	I-20	Long
Schifres	6	316	52.7	51.7	0	6	67

Punt Returns	No.	Yds.	Avg.	FC	Long	TD
Sproles	3	72	24.0	0	28	0


Kickoff Returns	Att.	Yds.	Avg.	Long	TD
Sproles	4	106	26.5	32	0

HISTORY

2007 AFC Championship Game New England Patriots 21, San Diego Chargers 12 Sunday, January 20, 2008 - Gillette Stadium (Foxborough, MA)

The Chargers magical run through the postseason came to an abrupt end following a 21-12 loss to the New England Patriots in the AFC Championship Game at Foxborough, Massachusetts...despite playing with a torn ACL in his right knee, Philip Rivers started and played the entire game...the contest was played in subfreezing weather with a kickoff temperature of 23 degrees and a wind-chill factor of nine degrees...the Chargers were doomed by their inability to score touchdowns inside the red zone, instead settling for four Nate Kaeding field goals...NFL rushing champion LaDainian Tomlinson, who was suffering from a strained MCL in his left knee, tried to go, but was unable to complete the game...the teams traded possessions early in the contest and the Chargers struck first with a 26-yard Kaeding field goal following a Tom Brady interception...the Patriots answered right back though with a touchdown run by Laurence Maroney, but another Kaeding field goal trimmed the lead to 7-6...the Chargers were also hurt by turnovers as a second-quarter interception thrown by Rivers resulted in another TD and a 14-6 lead for the Pats...the Chargers added a late second-quarter field goal by Kaeding and trailed

14-9 at the half...the Chargers made another run at the Patriots in the third quarter, intercepting Brady on the opening drive of the third...it would lead to one of the game's most critical plays...after the turnover, the Chargers drove all the way down to New England's four-yard line, but facing a third-and-one, Michael Turner was tackled for a two-yard loss back to the six by former Bolt Junior Seau and the Chargers had to settle for another field goal...unable to take the lead, New England made the Chargers pay three series later as Wes Welker caught a six-yard pass from Brady and the Patriots extended their lead to 21-12...the Chargers drove as far as New England's 36 on their next drive but were forced to punt and it would be the last time the Chargers had the football...New England took the ball with 9:13 to play in the fourth quarter and killed the entire clock, overcoming a second-and-18 early in the drive...the Patriots won the game, 21-12, and advanced to Super Bowl XLIII to face the New York Giants.



Score by Quarters	Q1	Q2	Q3	Q4	Total
San Diego Chargers	3	6	3	0	12
New England Patriots	0	14	0	7	21

Chargers	1	2:55	N.Kaeding 26 yd. Field Goal [7-32, 2:12]		
Patriots	2	13:48	L.Maroney 1 yd. run (S.Gostkowski kick) [10-65, 4:07]		
Chargers	2	9:14	N.Kaeding 23 yd. Field Goal [9-65, 4:34]		
Patriots	2	3:51	J.Gaffney 12 yd. pass from T.Brady (S.Gostkowski kick) [2-24, 0:45]		
Chargers	2	0:08	N.Kaeding 40 yd. Field Goal [6-43, 1:38]		
Chargers	3	8:36	N.Kaeding 24 yd. Field Goal [8-43, 3:56]		
Patriots	4	12:15	W.Welker 6 yd. pass from T.Brady (S.Gostkowski kick) [8-67, 4:17]		
Attendance — 68,756					

Team Statistics	Chargers	New England
TOTAL FIRST DOWNS	17	25
By Rushing	4	13
By Passing	12	11
By Penalty	1	1
THIRD DOWN EFFICIENCY	3-12-25%	7-13-54%
FOURTH DOWN EFFICIENCY	0-0-0%	0-0-0%
TOTAL NET YARDS	311	347
Total Offensive Plays	60	66
Average gain per offensive play	5.2	5.3
NET YARDS RUSHING	104	149
Total Rushing Plays	22	31
Average gain per rushing play	4.7	4.8
Tackles for a loss-number and yards	1-2	1-1
NET YARDS PASSING	207	198
Sacked-yards lost	1-4	2-11
Gross yards passing	211	209
ATT-COMP-INT	37-19-2	33-22-3
Avg gain per pass play	5.4	5.7
KICKOFFS-EZ-TB	5-0-0	4-1-0
PUNTS Number and Average	5-38.0	4-40.0

Team Statistics (cont.)	Chargers	New England
Had Blocked	0	0
FGs - PATs Had Blocked	0-0	0-0
Net Punting Average	34.0	36.0
TOTAL RETURN YARDAGE	114	99
No. and Yards Punt Returns	3-16	0-0
No. and Yards Kickoff Returns	4-84	5-92
No. and Yards Interception Returns	3-14	2-7
PENALTIES Number and Yards	1-5	2-19
FUMBLES Number and Lost	1-0	1-0
TOUCHDOWNS	0	3
Rushing	0	1
Passing	0	2
EXTRA POINTS Made-Attempts	0-0	3-3
Kicking Made-Attempts	0-0	3-3
FIELD GOALS Made-Attempts	4-4	0-0
RED ZONE EFFICIENCY	0-3-0%	3-4-75%
GOAL TO GO EFFICIENCY	0-2-0%	2-3-67%
SAFETIES	0	0
FINAL SCORE	12	21
TIME OF POSSESSION	26:40	33:20

CHARGERS

Rushing	Att.	Yds.	Avg.	Long	TD			
Turner	17	65	3.8	12	0			
Sproles	3	34	11.3	26	0			
Tomlinson	2	5	2.5	3	0			
Passing	Att.	Comp.	Yds.	S-L	TD	Lg.	Int.	Rtng.
P.Rivers	37	19	211	1-4	0	21	2	46.1
Receiving	No.	Yds.	Avg.	Long	TD			
Chambers	7	90	12.9	20	0			
Jackson	6	93	15.5	21	0			
Gates	2	17	8.5	9	0			
Sproles	2	5	2.5	4	0			
Turner	1	5	5.0	5	0			
Tomlinson	1	1	1.0	1	0			
Interceptions	Att.	Yds.	Avg.	Long	TD			
Florence	1	7	7.0	7	0			
Cromartie	1	7	7.0	7	0			
Jammer	1	0	0.0	0	0			
Punting	No.	Yds.	Avg.	Net	TB	I-20	Long	
Scifres	5	190	38.0	34.0	1	2	49	
Punt Returns	No.	Yds.	Avg.	FC	Long	TD		
Sproles	3	16	5.3	0	13	0		
Kickoff Returns	Att.	Yds.	Avg.	Long	TD			
Sproles	4	84	21.0	23	0			

NEW ENGLAND

Rushing	Att.	Yds.	Avg.	Long	TD			
Maroney	25	122	4.9	20	1			
Moss	1	14	14.0	14	0			
Faulk	1	8	8.0	8	0			
Evans	2	7	3.5	4	0			
Brady	2	-2	-1.0	-1	0			
Passing	Att.	Comp.	Yds.	S-L	TD	Lg.	Int.	Rtng.
Brady	33	22	209	2-11	2	18	3	66.4
Receiving	No.	Yds.	Avg.	Long	TD			
Faulk	8	82	10.3	14	0			
Welker	7	56	8.0	12	1			
Stallworth	2	11	5.5	6	0			
Moss	1	18	18.0	18	0			
Evans	1	13	13.0	13	0			
Gaffney	1	12	12.0	12	1			
Maroney	1	9	9.0	9	0			
Watson	1	8	8.0	8	0			
Interceptions	Att.	Yds.	Avg.	Long	TD			
Samuel	1	10	10.0	10	0			
Hobbs	1	-3	-3.0	-3	0			
Punting	No.	Yds.	Avg.	Net	TB	I-20	Long	
Hanson	4	160	40.0	36.0	0	1	48	
Punt Returns	No.	Yds.	Avg.	FC	Long	TD		
Welker	0	0	0.0	1	0	0		
Faulk	0	0	0.0	2	0	0		
Kickoff Returns	Att.	Yds.	Avg.	Long	TD			
Maroney	2	43	21.5	22	0			
Hobbs	2	39	19.5	24	0			

OFFENSIVE STARTERS

Patriots	WR	LT	LG	C	RG	RT	TE	WR	QB	FB	RB
Chargers	Welker	Light	Mankins	Koppen	Neal	Kaczur	Watson	Moss	Brady	Brady (TE)	Faulk
	Manumaleuna (TE)	McNeill	Dielman	Hardwick	Goff	Clary	Gates	Jackson	Rivers	Neal	Tomlinson

DEFENSIVE STARTERS

Patriots	DE	DT	DE	LB	LB	LB	CB	CB	SS	FS
Chargers	Warren	Wilfork	Seymour	Vrabel	Seau	Bruschi	Samuel	Hobbs	Harrison	Sanders
	Olshansky	Williams	Castillo	Phillips	Cooper	Wilhelm	Meriman	Cromartie	Hart	McCree



2007 AFC Divisional Playoffs San Diego Chargers 28, Indianapolis Colts 24 Sunday, January 13, 2008 - RCA Dome (Indianapolis, IN)

The Chargers advanced to the AFC Championship game with a 28-24 win over the Indianapolis Colts before a capacity and boisterous crowd of 56,950 at the RCA Dome...the contest included multiple comeback efforts that were sparked by a handful of reserves who were forced into action after key starters were sidelined with injuries...on the opening drive of the game, Peyton Manning led the Colts on a 76-yard march that culminated with a 25-yard touchdown pass to tight end Dallas Clark and gave the defending Super Bowl Champs a quick 7-0 lead...after a Philip Rivers interception, about the only mistake he made on the day, the Colts were threatening to make it a 14-0 contest, driving to the Chargers' 17-yard line, but Antonio Cromartie forced a Marvin Harrison fumble and Marlon McCree recovered to end the threat...the Chargers capitalized on the takeaway, driving 78 yards in 10 plays on the ensuing possession and tying the game on a 14-yard touchdown pass from Rivers to Vincent Jackson...up 10-7 late in the second quarter, the Colts were looking to score again, but Cromartie delivered his second turnover of the day for the Bolts when a slightly overthrown Manning pass went off Reggie Wayne's fingertips and landed in the arms of the All-Pro cornerback...Cromartie returned the interception 89 yards for what appeared to be a go-ahead score, but a holding call during the return brought the play back to midfield and the teams went to the locker room with Indy up 10-7...for the 12th time in 18 games this season, the Chargers scored on their opening possession of the second half when Rivers and Chris Chambers connected on a 30-yard score that gave the Chargers their first lead of the game, 14-10...Indianapolis responded by driving to the Chargers' four yard-line before another Indianapolis

turnover doomed the drive, this time rookie safety Eric Weddle intercepting a Manning pass that was intended for Kenton Keith and the Bolts had their third forced turnover of the game...with the game still 14-10 though, the Colts went back on top late in the third quarter when Manning connected with Wayne for a nine-yard score...the Chargers returned serve on their next drive as Rivers tossed his third touchdown pass of the day, a short screen that Darren Sproles took 56 yards to the house to give the Bolts a 21-17 lead on the final play of the third quarter...the euphoria was temporarily dampened however as Rivers sprained his right knee on the play and did not return to the game...with 10:16 remaining in the fourth quarter, Indianapolis reclaimed the lead, 24-21, on a 55-yard touchdown catch by Anthony Gonzalez...with Rivers out and LaDainian Tomlinson also battling a sore knee, backups Billy Volek and Michael Turner were called on to carry the load...four Turner runs and a 27-yard catch and run by Legedu Naanee set up what proved to be the deciding score in the game, a one-yard quarterback sneak by Volek with 4:54 remaining...Indianapolis tried to retake the lead, driving to the Chargers' seven yard line, but the Bolts' defense buckled down and forced the Colts to turn it over on downs...the Chargers had a chance to run out the clock, but went three-and-out and had to punt, but a 66-yard bomb by Mike Scifres created a long field for the Colts to work with and another four-down stop by the Chargers' defense on the final drive allowed them to escape with a 28-24 victory.

Score by Quarters	Q1	Q2	Q3	Q4	Total
San Diego Chargers	0	7	14	7	28
Indianapolis Colts	7	3	7	7	24

Colts	1	9:13	D. Clark 25 yd. pass from P. Manning (A. Vinatieri kick) [9-76, 5:47]		
Chargers	2	8:38	V. Jackson 14 yd. pass from P. Rivers (N. Kaeding kick) [10-78, 7:16]		
Colts	2	5:10	A. Vinatieri 46 yd. Field Goal [8-44, 3:28]		
Chargers	3	11:33	C. Chambers 30 yd. pass from P. Rivers (N. Kaeding kick) [6-83, 3:27]		
Colts	3	2:53	R. Wayne 9 yd. pass from P. Manning (A. Vinatieri kick) [5-50, 3:02]		
Chargers	3	0:00	D. Sproles 56 yd. pass from P. Rivers (N. Kaeding kick) [5-74, 2:53]		
Colts	4	10:07	A. Gonzalez 55 yd. pass from P. Manning (A. Vinatieri kick) [3-56, 0:43]		
Chargers	4	4:50	B. Volek 1 yd. run (N. Kaeding kick) [8-78, 5:17]		

Team Statistics	Colts	Chargers
TOTAL FIRST DOWNS	29	20
By Rushing	4	4
By Passing	21	14
By Penalty	4	2
THIRD DOWN EFFICIENCY	3-11-27%	6-10-60%
FOURTH DOWN EFFICIENCY	2-4-50%	0-0-0%
TOTAL NET YARDS	446	411
Total Offensive Plays	66	53
Avg. gain per offensive play	6.8	7.8
NET YARDS RUSHING	44	99
Total Rushing Plays	18	30
Avg. gain per rushing play	2.4	3.3
Tackles for a loss-yards	3-9	0-0
NET YARDS PASSING	402	0-0
Sacks-Lost	0-0	0-0
Gross yards passing	402	312
ATT.-COMP.-INT.	48-33-2	23-17-1
Avg. gain per pass play	8.4	13.6
KICKOFFS-in EZ-TB	5-5-1	5-2-0
PUNTS No.-Avg.	1-49.0	3-59.0
Had Blocked	0	0

INDIANAPOLIS										
Rushing	Att.	Yds.	Avg.	Long	TD					
Addai	13	43	3.3	10	0					
Keith	4	7	1.8	5	0					
Manning	1	-6	-6.0	-6	0					
Passing	Att.	Comp.	Yds.	S-L	TD	Lg.	Int.	Rtng.		
Manning	48	33	402	0-0	3	55t	2	97.7		
Receiving	No.	Yds.	Avg.	Long	TD					
Addai	9	67	7.4	22	0					
Wayne	7	76	10.9	21	1					
Clark	6	95	15.8	25t	1					
Gonzalez	4	79	19.8	55t	1					
Harrison	2	27	13.5	17	0					
Keith	2	23	11.5	18	0					
Utecht	1	20	20.0	20	0					
Aromashodu	1	13	13.0	13	0					
Fletcher	1	2	2.0	2	0					
Interceptions	Att.	Yds.	Avg.	Long	TD					
Hayden	1	1	1.0	1	0					
Punting	No.	Yds.	Avg.	TB	I-20	Long				
H. Smith	1	49	49.0	1	0	49				
Punt Returns	No.	Yds.	Avg.	FC	Long	TD				
Rushing	3	46	15.3	0	22	0				
Kickoff Returns	Att.	Yds.	Avg.	Long	TD					
Rushing	5	129	25.8	37	0					

Team Statistics (cont.)	Colts	Chargers
FGs - PATs Had Blocked	0-0	0-0
Net Punting Average	29.0	43.7
TOTAL RETURN YARDAGE	47	30
No.-Yards Punt Returns	3-46	0-0
No.-Yards Kickoff Returns	5-129	4-103
No.-Yards Int. Returns	1-1	2-30
PENALTIES No.-Yards	5-54	10-79
FUMBLES No.-Lost	1-1	1-0
TOUCHDOWNS	3	4
Rushing	0	3
Passing	3	3
EXTRA POINTS Made-Attempts	3-3	4-4
Kicking Made-Attempts	3-3	4-4
Rushing Made-Attempts	0-0	0-0
FIELD GOALS Made-Attempts	1-1	0-1
RED ZONE EFFICIENCY	1-3-33%	2-2-100%
GOAL TO GO EFFICIENCY	1-2-50%	1-1-100%
SAFETIES	0	0
FINAL SCORE	24	28
TIME OF POSSESSION	30:21	29:39

CHARGERS										
Rushing	Att.	Yds.	Avg.	Long	TD					
Turner	17	71	4.2	19	0					
Tomlinson	7	28	4.0	8	0					
Sproles	1	1	1.0	1	0					
Rivers	2	0	0.0	1	0					
Volek	3	-1	0.3	1t	1					
Passing	Att.	Comp.	Yds.	S-L	TD	Lg.	Int.	Rtng.		
Rivers	19	14	264	0-0	3	56t	1	133.2		
Volek	4	3	48	0-0	0	27	0	114.6		
Receiving	No.	Yds.	Avg.	Long	TD					
Jackson	7	93	13.3	21	1					
Chambers	3	67	22.3	30t	1					
Gates	2	28	14.0	23	0					
Sproles	1	56	56.0	56t	1					
Naanee	1	27	27.0	27	0					
Tomlinson	1	20	20.0	20	0					
Davis	1	18	18.0	18	0					
Manumaleuna	1	3	3.0	3	0					
Interceptions	Att.	Yds.	Avg.	Long	TD					
Cromartie	1	30	30.0	30	0					
Weddle	1	0	0.0	0	0					
Punting	No.	Yds.	Avg.	TB	I-20	Long				
Scifres	3	177	59.0	0	0	66				
Punt Returns	No.	Yds.	Avg.	FC	Long	TD				
None										
Kickoff Returns	Att.	Yds.	Avg.	Long	TD					
Sproles	4	99	24.8	30	0					
Cromartie	0	4	0.0	4	0					

OFFENSIVE STARTERS											
Colts	WR	LT	LG	C	RG	RT	TE	WR	QB	FB	RB
Chargers	Wayne Chambers	Ugoh McNeill	Lilja Dliilma	Saturday Hardwick	Scott Goff	Diem Clary	Clark Manumaleuna	Harrison Jackson	Manning Rivers	Utecht (HB) Pinnock	Addai Tomlinson

DEFENSIVE STARTERS											
Colts	DE	DT	DE	LB	LB	LB	CB	CB	SS	FS	
Chargers	Brock Olshansky	Dawson Williams	Johnson (DT) Castillo	Thomas (DE) Phillips	Hagler Cooper	Brackett Merriman	Keiaho Florence (CB)	Hayden Jammer	Jackson Cromartie	Sanders Hart	Bethea McCree



2007 AFC Wild Card Playoffs San Diego Chargers 17, Tennessee Titans 6 Sunday, January 6, 2008 - Qualcomm Stadium (San Diego, CA)

The Chargers won their first playoff game since 1995 on a cool day with intermittent rain showers before a capacity crowd at Qualcomm Stadium...the Bolts overcame a slow start and a 6-0 deficit at the half to rally and outscore the Titans 17-0 in the third and fourth quarters to win the game, 17-6...Chris Chambers and Vincent Jackson became the first pair of Chargers to each record more than 100 yards receiving in a playoff game since 1983 as Chambers went for 121, while Jackson tallied a career-high 114, including a touchdown catch that proved to be the eventual game winner...the Bolts trailed 6-0 at the half, but a Nate Kaeding field goal to open the third quarter cut the deficit in half...after a defensive stop, the Chargers drove 78 yards in seven plays and Philip Rivers capped the drive with the 25-yard TD pass to Jackson...Rivers, who went 4 of 4 for 55 yards on the

drive, passed for 292 total yards against the Titans...Tennessee drove deep into San Diego territory on their next drive, but Rob Bironas pushed a 38-yard field goal wide to the left and the Chargers made them pay...Rivers engineered a 12-play, 72-yard drive and LaDainian Tomlinson scored from one yard out on a fourth-and-one play to put the game away...Chambers helped set up the score with a 39-yard catch on a third-and-10 play...Tennessee was stymied by a three-and-out and a Drayton Florence interception as the Bolts put the game away...the Titans finished their year 10-7, while the Chargers advanced to face Indianapolis in the AFC Divisional Playoff round.



Score by Quarters	Q1	Q2	Q3	Q4	Total
Tennessee Titans	3	3	0	0	6
San Diego Chargers	0	0	10	7	17

Charger	1	9:53	L.Tomlinson 7 yd. pass from P.Rivers (N.Kaeding kick) [9-47, 4:55]
Titans	1	9:37	R.Bironas 30 yd. Field Goal [13-61, 5:23]
Titans	2	0:00	R.Bironas 44 yd. Field Goal [11-39, 3:06]
Charger	3	9:41	N.Kaeding 20 yd. Field Goal [12-86, 5:19]
Charger	3	2:35	V.Jackson 25 yd. pass from P.Rivers (N.Kaeding kick) [7-78, 3:54]
Charger	4	8:45	L.Tomlinson 1 yd. run (N.Kaeding kick) [12-72, 5:18]
Attendance	— 65,640		

Team Statistics	Tennessee	Chargers
TOTAL FIRST DOWNS	15	17
By Rushing	6	5
By Passing	9	11
By Penalty	0	1
THIRD DOWN EFFICIENCY	9-16-56%	8-15-53%
FOURTH DOWN EFFICIENCY	0-0-0%	1-1-100%
TOTAL NET YARDS	248	350
Total Offensive Plays	62	63
Avg. gain per offensive play	4.0	5.6
NET YARDS RUSHING	119	68
Total Rushing Plays	30	32
Avg. gain per rushing play	4.0	2.1
Tackles for a loss-yards	1-3	5-9
NET YARDS PASSING	129	282
Sacks-Lost	3-9	1-10
Gross yards passing	138	292
ATT.-COMP.-INT.	29-16-1	30-19-1
Avg. gain per pass play	4.0	9.1
KICKOFFS-In EZ-TB	2-0-0	4-0-0
PUNTS No.-Avg.	5-39.6	4-40.8
Had Blocked	0	0

Team Statistics (cont.)	Tennessee	Chargers
FGs - PATs Had Blocked	0-0	0-0
Net Punting Average	37.2	37.0
TOTAL RETURN YARDAGE	86	62
No.-Yards Punt Returns	2-15	2-12
No.-Yards Kickoff Returns	4-71	2-40
No.-Yards Int. Returns	1-0	1-10
PENALTIES No.-Yards	6-38	5-53
FUMBLES No.-Lost	1-1	1-0
TOUCHDOWNS	0	2
Rushing	0	1
Passing	0	1
EXTRA POINTS Made-Attempts	0-0	2-2
Kicking Made-Attempts	0-0	2-2
Rushing Made-Attempts	0-0	0-0
FIELD GOALS Made-Attempts	2-3	1-2
RED ZONE EFFICIENCY	0-3-0%	1-2-50%
GOAL TO GO EFFICIENCY	0-0-0%	1-1-100%
SAFETIES	0	0
FINAL SCORE	6	17
TIME OF POSSESSION	27:41	32:19

TENNESSEE

Rushing	Att.	Yds.	Avg.	Long	TD
White	19	69	3.6	13	0
Hall	3	14	4.7	11	0
Brown	4	13	3.3	5	0
Young	2	12	6.0	9	0
Davis	1	11	11.0	11	0
Henry	1	0	0.0	0	0

Passing	Att.	Comp.	Yds.	S-L	TD	Lg.	Int.	Rtng.
Young	29	16	138	3-9	0	26	1	53.5

Receiving	No.	Yds.	Avg.	Long	TD
Troupe	3	44	14.7	26	0
Moulds	3	18	6.0	10	0
Hartsock	3	16	5.3	6	0
Ealy	2	17	8.5	9	0
Davis	2	11	5.5	7	0
Gage	1	19	19.0	19	0
Hall	1	16	16.0	16	0
White	1	-3	-3.0	-3	0

Interceptions	Att.	Yds.	Avg.	Long	TD
Finnegan	1	0	0.0	0	0

Punting	No.	Yds.	Avg.	TB	I-20	Long
Hentrich	5	198	39.6	0	0	43

Punt Returns	No.	Yds.	Avg.	FC	Long	TD
Davis	2	15	7.5	1	8	0

Kickoff Returns	Att.	Yds.	Avg.	Long	TD
Henry	4	71	17.8	21	0

CHARGERS

Rushing	Att.	Yds.	Avg.	Long	TD
Tomlinson	21	42	2.0	12	1
Turner	9	28	3.1	11	0
Rivers	2	-2	-1.0	-1	0

Passing	Att.	Comp.	Yds.	S-L	TD	Lg.	Int.	Rtng.
Rivers	30	19	292	1-10	1	39	1	92.6

Receiving	No.	Yds.	Avg.	Long	TD
Chambers	6	121	20.2	39	0
Jackson	5	114	22.8	34	1
Tomlinson	3	19	6.3	9	0
Manumaleuna	2	18	9.0	9	0
Gates	2	15	7.5	16	0
Davis	1	5	5.0	5	0

Interceptions	Att.	Yds.	Avg.	Long	TD
Florence	1	10	10.0	10	0

Punting	No.	Yds.	Avg.	TB	I-20	Long
Scifres	4	163	40.8	0	2	54

Punt Returns	No.	Yds.	Avg.	FC	Long	TD
Sproles	2	12	6.0	2	10	0

Kickoff Returns	Att.	Yds.	Avg.	Long	TD
Sproles	2	40	20.0	22	0

OFFENSIVE STARTERS

Tennessee Chargers	WR Moulds Chambers	LT Roos McNeill	LG Bell Dielman	C Amano Hardwick	RG Loper Goff	RT Stewart Clay	TE Hartsock Gates	WR Gage Jackson	QB Young Rivers	FB Hall Pinnock	RB Brown Tomlinson
-----------------------	--------------------------	-----------------------	-----------------------	------------------------	---------------------	-----------------------	-------------------------	-----------------------	-----------------------	-----------------------	--------------------------

DEFENSIVE STARTERS


Tennessee Chargers	DE Odom Olshansky	DT Brown Williams	DE Haynesworth (DT) Castillo	LB Vanden Bosch (DE) Phillips	LB Thornton Cooper	LB Tulloch Wilhelm	LB Bulluck Merriman	CB Harper Jammer	CB Finnegan Cromartie	SS Lowry Hart	FS Griffin McCre
-----------------------	-------------------------	-------------------------	------------------------------------	-------------------------------------	--------------------------	--------------------------	---------------------------	------------------------	-----------------------------	---------------------	------------------------



2006 AFC Divisional Playoffs New England Patriots 24, San Diego Chargers 21 Sunday, January 14, 2007 - Qualcomm Stadium (San Diego, CA)

The Chargers' record-breaking season came to an end in heartbreaking fashion when the New England Patriots overcame an eight point deficit in the fourth quarter to defeat the Chargers, 24-21 in an AFC Divisional Playoff game before a record crowd of 68,810 in San Diego...after a sluggish start by both teams, San Diego took a 14-3 lead in the second quarter on touchdown runs by LaDainian Tomlinson and Michael Turner, but the Bolts defense gave up a late score and the Patriots trailed only 14-10 at the half...New England added a field goal in the third quarter to climb within a point, but the Chargers drove 83 yards in nine plays early in the fourth and took a 21-13 lead when Tomlinson scored from three yards out...the game appeared to be all but over when

Marlon McCree intercepted Tom Brady on the following drive, but the Patriots' Troy Brown made a heads up play to strip McCree and the Patriots recovered...five plays later, Reche Caldwell caught a four-yard touchdown pass and the Pats tied it up on a successful two-point conversion...the Chargers got the ball back with a chance to reclaim the lead but instead went three-and-out, leading to a Patriots drive that ended with rookie Stephen Gostkowski kicking a 31-yard field goal with 1:10 left in the fourth quarter...the Chargers had one last-gasp drive, but Nate Kaeding's 54-yard field goal attempt with just a few seconds left came up short and the Patriots escaped with the win.



Score by Quarters	Q1	Q2	Q3	Q4	Total
New England Patriots	3	7	3	11	24
San Diego Chargers	0	14	0	7	21

Patriots	1	0:40	S.Gostkowski 50 yd. Field Goal [9-33, 4:35]
Chargers	2	7:19	L.Tomlinson 2 yd. run (N.Kaeding kick) [9-48, 4:31]
Chargers	2	2:04	M.Turner 6 yd. run (N.Kaeding kick) [4-77, 2:23]
Patriots	2	0:08	J.Gaffney 6 yd. pass from T.Brady (S.Gostkowski kick) [11-72, 1:56]
Patriots	3	2:11	S.Gostkowski 34 yd. Field Goal [7-15, 3:09]
Chargers	4	8:35	L.Tomlinson 3 yd. run (N.Kaeding kick) [9-83, 4:44]
Patriots	4	4:36	R.Caldwell 4 yd. pass from T.Brady (K.Faulk run) [5-32, 1:40]
Patriots	4	1:10	S.Gostkowski 31 yd. Field Goal [8-72, 2:20]
Attendance	— 68,810		

Team Statistics	New England	Chargers
TOTAL FIRST DOWNS	18	21
By Rushing	3	12
By Passing	12	9
By Penalty	3	0
THIRD DOWN EFFICIENCY	4-17-24%	5-14-36%
FOURTH DOWN EFFICIENCY	0-1-0%	1-2-50%
TOTAL NET YARDS	327	352
Total Offensive Plays	74	68
Avg. gain per offensive play	4.4	5.2
NET YARDS RUSHING	51	148
Total Rushing Plays	21	33
Avg. gain per rushing play	2.4	4.5
Tackles for a loss-yards	3-7	1-7
NET YARDS PASSING	276	204
Sacks-Lost	2-4	3-26
Gross yards passing	280	230
ATT.-COMP.-INT.	51-27-3	32-14-1
Avg. gain per pass play	5.2	5.8
KICKOFFS-In EZ-TB	6-0-0	4-0-0
PUNTS No.-Avg.	7-44.1	7-36.6
Had Blocked	0	0

Team Statistics (cont.)	New England	Chargers
FGs - PATS Had Blocked	0-0	0-0
Net Punting Average	39.3	36.6
TOTAL RETURN YARDAGE	70	152
No.-Yards Punt Returns	1-0	5-34
No.-Yards Kickoff Returns	4-70	5-91
No.-Yards Int. Returns	1-0	3-27
PENALTIES No.-Yards	4-45	6-64
FUMBLES No.-Lost	2-0	3-3
TOUCHDOWNS	2	3
Rushing	0	3
Passing	2	0
EXTRA POINTS Made-Attempts	2-2	3-3
Kicking Made-Attempts	1-1	3-3
Rushing Made-Attempts	1-1	0-0
FIELD GOALS Made-Attempts	3-3	0-1
RED ZONE EFFICIENCY	2-4-50%	3-3-100%
GOAL TO GO EFFICIENCY	1-1-100%	2-2-100%
SAFETIES	0	0
FINAL SCORE	24	21
TIME OF POSSESSION	29:06	30:54

NEW ENGLAND

Rushing	Att.	Yds.	Avg.	Long	TD
Faulk	6	25	4.2	7	0
Dillon	8	18	2.3	5	0
Maroney	5	5	1.0	5	0
Brady	2	3	1.5	4	0

Passing	Att.	Comp.	Yds.	S-L	TD	Lg.	Int.	Rtng.
Brady	51	27	280	2-4	2	49	3	57.6

Receiving	No.	Yds.	Avg.	Long	TD
Gaffney	10	103	10.3	17	1
Caldwell	7	80	11.4	49	1
Brown	5	39	7.8	12	0
Graham	2	38	19.0	19	0
Faulk	2	11	5.5	6	0
Watson	1	9	9.0	9	0

Interceptions	Att.	Yds.	Avg.	Long	TD
Colvin	1	0	0.0	0	0

Punting	No.	Yds.	Avg.	TB	I-20	Long
Sauerbrun	7	309	44.1	0	1	56

Punt Returns	No.	Yds.	Avg.	FC	Long	TD
Faulk	1	0	0.0	1	0	0
Brown	0	0	0.0	2	0	0

Kickoff Returns	Att.	Yds.	Avg.	Long	TD
Maroney	2	37	18.5	25	0
Hobbs	2	33	16.5	18	0

CHARGERS

Rushing	Att.	Yds.	Avg.	Long	TD
Tomlinson	23	123	5.3	15	2
Turner	3	24	8.0	17	1
Neal	3	5	1.7	3	0
Rivers	3	3	1.0	2	0
Parker	1	-7	-7.0	-7	0

Passing	Att.	Comp.	Yds.	S-L	TD	Lg.	Int.	Rtng.
Rivers	32	14	230	3-26	0	58	1	55.5

Receiving	No.	Yds.	Avg.	Long	TD
Gates	6	61	10.2	19	0
Tomlinson	2	64	32.0	58	0
Jackson	2	43	21.5	31	0
Parker	2	42	21.0	21	0
Neal	2	20	10.0	11	0

Interceptions	Att.	Yds.	Avg.	Long	TD
Florence	1	17	17.0	17	0
Edwards	1	9	9.0	9	0
McCree	1	1	1.0	1	0

Punting	No.	Yds.	Avg.	TB	I-20	Long
Scifres	7	256	36.6	0	5	51

Punt Returns	No.	Yds.	Avg.	FC	Long	TD
Parker	5	34	6.8	2	13	0

Kickoff Returns	Att.	Yds.	Avg.	Long	TD
Turner	3	75	25.0	32	0
Cromartie	1	15	15.0	15	0
McKinney	1	1	1.0	1	0

OFFENSIVE STARTERS

New England Patriots	WR Caldwell Parker	LT Light McNeill	LG Mankins Dielman	C Koppen Hardwick	RG Neal Goff	RT Kaczur Olivea	TE Thomas Gates	WR Gaffney Jackson	QB Brady Rivers	FB Watson (TE) Manumaleuna (TE)	RB Faulk Tomlinson
-----------------------------	--------------------	------------------	--------------------	-------------------	--------------	------------------	-----------------	--------------------	-----------------	---------------------------------	--------------------

DEFENSIVE STARTERS


New England Patriots	DE Warren Castillo	DT Wilfork Williams	DE Seymour Olshansky	LB Colvin Phillips	LB Bruschi Godfrey	LB Vrabel Edwards	LB Banta-Cain Merriman	CB Samuel Jammer	CB Hobbs Florence	SS Sanders Kiel	FS Hawkins McCree
-----------------------------	--------------------	---------------------	----------------------	--------------------	--------------------	-------------------	------------------------	------------------	-------------------	-----------------	-------------------



2004 AFC Wild Card Playoffs New York Jets 20, San Diego Chargers 17 (OT) Saturday, January 8, 2005 - Qualcomm Stadium (San Diego, CA)

The Chargers' 2004 postseason came to an early end when they were knocked out of the AFC Playoffs after suffering a 20-17 overtime loss to the New York Jets in a Wild Card Playoff Game at Qualcomm Stadium. A sellout crowd of 67,536 braved the elements as Drew Brees led a furious fourth quarter comeback during which the Chargers outscored New York 10-0 in the fourth quarter to send the game into overtime. Given new life by a roughing-the-passer penalty on what appeared to be San Diego's last play of the game, Brees found Antonio Gates in the end zone for a one-yard touchdown pass with 11 seconds left to send the game to the extra period. It was only the second overtime playoff game in team history. Both teams traded possessions in the extra period before Nate Kaeding's 40-yard field-goal attempt sailed wide right, opening the door for New York to drive down and kick the game winner with five seconds left in overtime. Keenan McCardell scored the game's first touchdown on a 26-yard pass play. He was initially ruled out of bounds, but San Diego

challenged the call and the ruling was reversed. It was McCardell's sixth-career touchdown catch in the postseason. Brees opened the game by completing his first eight passes. On the McCardell touchdown drive, Brees was five of five for 61 yards and the touchdown. He finished the game 31 of 42 (.738) to set team postseason records for completion percentage in a game (min. 10 att.) and for a career (min. 40 att.). His 31 completions were the second-most in a game in team playoff history and his two touchdown passes tied for the second-most. Eric Parker led the team with nine catches for 93 yards, tied for the third-most in a playoff game in team history. LaDainian Tomlinson equaled Parker with nine catches for 53 yards. He also led the team with 80 yards rushing on 26 carries, a team record for rushing attempts in the postseason.



Score by Quarters	Q1	Q2	Q3	Q4	OT	Total
New York	0	7	10	0	3	20
San Diego	0	7	0	10	0	17

SD	2	9:26	McCardell 26 yd pass from Brees (Kaeding kick) [13-88, 8:25]
NY	2	2:54	Becht 13 yd pass from Pennington (Brien kick) [5-37, 2:19]
NY	3	10:29	Moss 47 yd pass from Pennington (Brien kick) [5-75, 2:31]
NY	3	1:23	Brien 42 yd field goal [8-42, 5:31]
SD	4	10:43	Kaeding 35 yd field goal [12-54, 5:40]
SD	4	0:11	Gates 1 yd pass from Brees (Kaeding kick) [10-80, 4:35]
NY	5	0:05	Brien 28 yd field goal [8-60, 4:14]
Attendance — 67,536			

Team Statistics	New York	Chargers
TOTAL FIRST DOWNS	20	24
Rushing	3	11
Passing	14	11
Penalty	3	2
THIRD DOWN EFFICIENCY	5-13-38%	6-15-40%
FOURTH DOWN EFFICIENCY	0-0-0%	0-0-0%
TOTAL NET YARDS	396	408
Total Plays	63	77
Avg. Per Play	6.3	5.3
NET YARDS RUSHING	126	100
Attempts	28	33
Avg. Per Rush	4.5	3.0
Tackles For Loss-Yards	0-0	3-5
NET YARDS PASSING	270	308
Sacks-Lost	2-9	2-11
Gross Yds. Passing	279	319
ATT.-COMP.-INT.	33-23-0	42-31-1
Avg. Per Play	7.7	7.0
KICKOFFS-In Endzone-TB	5-0-0	4-1-1
PUNTS - No.-Avg.	5-39.8	5-36.4

Team Statistics (cont.)	New York	Chargers
Punts Blocked	0	0
FGs-PATs Blocked	0-0	0-0
Net Punt Average	33.6	36.4
TOTAL RETURN YARDS	88	96
No.-Yds. Punt Returns	0-0	2-11
No.-Yds. Kickoff Returns	3-66	5-85
No.-Yds. Int. Returns	1-22	0-0
PENALTIES - No.-Yds.	8-49	9-75
FUMBLES - No.-Lost	0-0	1-0
TOUCHDOWNS	2	2
Rushing	0	0
Passing	2	2
Returns	0	0
EXTRA POINTS M-A	2-2	2-2
FIELD GOALS M-A	2-3	1-2
RED ZONE EFFICIENCY	1-3-33%	1-2-50%
GOAL TO GO EFFICIENCY	0-0-0%	1-1-100%
SAFETIES	0	0
FINAL SCORE	20	17
TIME OF POSSESSION	35:39	39:16

NEW YORK

Rushing	Att.	Yds.	Avg.	Long	TD		
Martin	18	66	3.7	12	0		
Jordan	7	50	7.1	19	0		
Pennington	3	10	3.3	6	0		
Passing	Att.	Comp.	Yds.	S-L	TD	Lg.	Int.
Pennington	33	23	279	2-9	2	47t	0
Receiving	No.	Yds.	Avg.	Long	TD		
McCareins	8	87	10.9	21	0		
Moss	4	100	25.0	47t	1		
Martin	4	47	11.8	23	0		
Jordan	3	18	6.0	13	0		
Baker	2	7	3.5	4	0		
Becht	1	13	13.0	13t	1		
Carter	1	7	7.0	7	0		
Interceptions	Att.	Yds.	Avg.	Long	TD		
Tongue	1	22	22.0	22	0		
Punting	No.	Yds.	Avg.	TB	I-20	Long	
Gowin	5	199	39.8	1	2	47	
Punt Returns	No.	Yds.	Avg.	FC	Long	TD	
Moss	0	0	0.0	3	0	0	
Kickoff Returns	Att.	Yds.	Avg.	Long	TD		
Cotchery	3	66	22.0	25	0		

CHARGERS

Rushing	Att.	Yds.	Avg.	Long	TD		
Tomlinson	26	80	3.1	12	0		
Brees	5	17	3.4	7	0		
Neal	1	3	3.0	3	0		
Parker	1	0	0.0	0	0		
Passing	Att.	Comp.	Yds.	S-L	TD	Lg.	Int.
Brees	42	31	319	2-11	2	44	1
Receiving	No.	Yds.	Avg.	Long	TD		
Parker	9	93	10.3	16	0		
Tomlinson	9	53	5.9	10	0		
Gates	6	89	14.8	44	1		
McCardell	4	50	12.5	26t	1		
Peelle	3	34	11.3	20	0		
Interceptions	Att.	Yds.	Avg.	Long	TD		
None							
Punting	No.	Yds.	Avg.	TB	I-20	Long	
Scifres	5	182	36.4	0	1	42	
Punt Returns	No.	Yds.	Avg.	FC	Long	TD	
Parker	2	11	5.5	2	14	0	
Kickoff Returns	Att.	Yds.	Avg.	Long	TD		
Dwight	5	85	17.0	25	0		

OFFENSIVE STARTERS

New York Jets	WR	LT	LG	C	RG	RT	TE	WR	QB	FB	RB
Chargers	McCareins Parker	Fabini Oben	Kendall Fonoti	Mawae Hardwick	Moore Goff	McKenzie Olivea	Becht Gates	Moss McCardell	Pennington Brees	Sowell Peelle (TE)	Martin Tomlinson

DEFENSIVE STARTERS

New York Jets	DE	DT	DE	LB	LB	LB	LB	CB	CB	SS	FS
Chargers	Ellis Cesaire	Robertson Williams	Ferguson Olshansky	Thomas (DE) Leber	Brown Edwards	Vilma Godfrey	Barton Foley	Barrett Jammer	Abraham Florence	Tongue Kiel	Coleman Wilson


HISTORY



1995 AFC Wild Card Playoffs Indianapolis Colts 35, San Diego Chargers 20 Sunday, December 31, 1995 - Jack Murphy Stadium (San Diego, CA)

The Colts came to San Diego for a New Year's Eve showdown and knocked the defending AFC Champions out of the playoffs in the Wild Card round with a 35-20 win at Jack Murphy Stadium. The Chargers outgained Indianapolis in total yardage, 429 to 333, but the Colts chalked up 178 yards rushing, including 147 yards and two touchdowns by rookie running back Zack Crockett, on their way to the win.

The game was a seesaw battle that included six lead changes, however Indianapolis scored two touchdowns in the fourth quarter to seal the win. Chargers quarterback Stan Humphries finished the day with 292 yards passing and two touchdowns, but four interceptions proved costly in the defeat.



Score by Quarters	Q1	Q2	Q3	Q4	OT	PTS.
Indianapolis	0	14	7	14	0	35
Chargers	3	7	7	3	0	20

SD	1	9:28	Carney 28 yd field goal [9-30]			
IND	2	14:03	Dilger 2 yd pass from Harbaugh (Blanchard kick) [8-27]			
SD	2	5:48	Pupunu 6 yd pass from Humphries (Carney kick) [18-68]			
IND	2	1:47	Crockett 33 yd run (Blanchard kick) [8-80]			
SD	3	4:20	Jefferson 11 yd pass from Humphries (Carney kick) [12-90]			
IND	3	:41	Dawkins 42 yd pass from Harbaugh (Blanchard kick) [7-81]			
SD	4	11:53	Carney 30 yd field goal [8-55]			
IND	4	11:28	Crockett 66 yd run (Blanchard kick) [1-66]			
IND	4	6:55	Harbaugh 3 yd run (Blanchard kick) [6-23]			

Attendance — 61,182

Team Statistics	Indianapolis	Chargers
TOTAL FIRST DOWNS	19	27
Rushing	10	7
Passing	9	20
Penalty	0	0
THIRD DOWN EFFICIENCY	8-13-62%	10-17-59%
TOTAL NET YARDS	333	429
Total Plays	58	80
Avg. Per Play	5.7	5.4
NET YARDS RUSHING	178	145
Attempts	29	32
Avg. Per Rush	6.1	4.5
NET YARDS PASSING	155	284
Sacks-Lost	2-20	1-8
Gross Yds. Passing	175	292
ATT.-COMP.-INT.	27-16-1	47-23-4
Avg. Per Play	5.3	5.9

Team Statistics (cont.)	Indianapolis	Chargers
PUNTS - No.-Avg.	5-37.4	2-54.5
Blocked	0	0
TOTAL RETURN YARDS	243	133
No.-Yds. Punt Returns	2-52	0-0
No.-Yds. Kickoff Returns	5-110	6-133
No.-Yds. Int. Returns	4-81	1-0
PENALTIES - No.-Yds.	4-30	4-24
FUMBLES - No.-Lost	2-0	0-0
TOUCHDOWNS	5	2
Rushing	3	0
Passing	2	2
Returns	0	0
EXTRA POINTS M-A	5-5	2-2
FIELD GOALS M-A	0-0	2-2
FINAL SCORE	35	20
TIME OF POSSESSION	28:51	31:09

INDIANAPOLIS					
Rushing	Att.	Yds.	Avg.	Long	TD
Crockett	13	147	11.3	66t	2
Faulk	1	16	16.0	16	0
Harbaugh	5	10	2.0	7	1
Warren	10	5	0.5	4	0

Passing	Att.	Comp.	Yds.	S-L	TD	Lg.	Int.
Harbaugh	27	16	175	2-20	2	42t	1

Receiving	No.	Yds.	Long	TD
Turner	5	64	21	0
Warren	4	45	17	0
Dawkins	2	49	42t	1
Crockett	2	10	6	0
Dilger	2	9	7	1
Humphrey	1	-2	-2	0

Interceptions	No.	Yds.	Long	TD
Belser	2	68	36	0
Grant	1	13	13	0
McElroy	1	0	0	0

Punting	No.	Yds.	Avg.	TB	I-20	Long
Gardocki	5	187	37.4	1	2	39

Punt Returns	No.	FC	Yds.	Long	TD
Buchanan	2	0	52	46	0

Kickoff Returns	No.	Yds.	Long	TD
Bailey	2	44	25	0
Warren	2	38	22	0
Humphrey	1	28	28	0

CHARGERS					
Rushing	Att.	Yds.	Avg.	Long	TD
Hayden	18	80	4.4	15	0
Humphries	4	32	8.0	17	0
Fletcher	3	23	7.7	20	0
Means	6	11	1.8	5	0
Harmon	1	-1	-1.0	-1	0

Passing	Att.	Comp.	Yds.	S-L	TD	Lg.	Int.
Humphries	47	23	292	1-8	2	26	4

Receiving	No.	Yds.	Long	TD
Harmon	10	133	24	0
Martin	3	39	18	0
Jefferson	3	33	12	1
Pupunu	3	26	13	1
Fletcher	2	42	26	0
Seay	2	19	11	0

Interceptions	No.	Yds.	Long	TD
Seau	1	0	0	0

Punting	No.	Yds.	Avg.	TB	I-20	Long
Bennett	2	109	54.5	0	0	65

Punt Returns	No.	FC	Yds.	Long	TD
Coleman	0	2	0	0	0

Kickoff Returns	No.	Yds.	Long	TD
Coleman	6	133	28	0

OFFENSIVE STARTERS											
	WR	LT	LG	C	RG	RT	TE	WR	QB	FB	RB
Indianapolis	Dawkins	Wolford	Dixon	Lowdermilk	Staysniak	Mathews	Dilger	Turner	Harbaugh	Warren	Faulk
Chargers	Jefferson	Swayne	Moten	Hall	Cocozzo	Parker	Young	Martin	Humphries	Pupunu	Hayden


DEFENSIVE STARTERS											
	DE	DT	DT	DE	LB	LB	LB	CB	CB	SS	FS
Indianapolis	Whittington	McCoy	Siragusa	Bennett	Grant	Herrod	Coyatt	Buchanan	Ambrose	Tate	Belser
Chargers	Mims	Lee	Davis	O'Neal	Bush	Gordon	Seau	Harper	Clark	Gayle	Orlando



Super Bowl XXIX San Francisco 49ers 49, San Diego Chargers 26 Sunday, January 29, 1995 - Joe Robbie Stadium (Miami, FL)

The Chargers were no match for the high-powered San Francisco offense as the 49ers scored early and often en route to handing San Diego a 49-26 defeat. San Francisco quarterback Steve Young passed for four first-half touchdowns, including two to Ricky Watters and one each to Jerry Rice and William Floyd as the 49ers jumped out to a 28-10 lead at halftime. The barrage continued in the second half as Young connected with Rice for two more scores and Watters added a nine-yard touchdown run. Young finished with 325 yards and six touchdown passes while completing 24 of 36 attempts, and Rice caught 10 passes for 149 yards and three touchdowns. Young also added 49 yards on five rushes and was named the game's MVP. The Chargers' offense was forced to play catch-up most of the game, and as a result, quarterback Stan Humphries passed 49 times, completing 24 for 275 yards, one touchdown and two interceptions. Running back Natrone Means

became the youngest player in Super Bowl history to score a touchdown when the 22-year-old dived over the 49ers' defense for a one-yard scoring plunge in the first quarter. Chargers rookie Andre Coleman tied a Super Bowl record for the longest kickoff return when he went 98 yards for a touchdown in the third quarter. Following the kickoff return, Humphries passed to Mark Seay for the first two-point conversion in Super Bowl history. Following a 30-yard Humphries to Tony Martin touchdown pass late in the fourth quarter, Humphries completed his second two-point conversion of the game, this time to Alfred Pupunu. Linebackers Dennis Gibson and Junior Seau led the Chargers with 11 tackles a piece, and Seau added one sack. Defensive end Raylee Johnson paced the Chargers with two sacks.



Score by Quarters	Q1	Q2	Q3	Q4	OT	PTS.
Chargers	7	3	8	8	0	26
San Francisco	14	14	14	7	0	49

SF	1	13:36	Rice 44 yd pass from Young (Brien kick) [3-59]
SF	1	10:05	Watters 51 yd pass from Young (Brien kick) [4-79]
SD	1	2:44	Means 1 yd run (Carney kick) [13-78]
SF	2	13:02	Floyd 5 yd pass from Young (Brien kick) [10-70]
SF	2	4:44	Watters 8 yd pass from Young (Brien kick) [9-49]
SD	2	1:44	Carney 31 yd field goal [8-62]
SF	3	9:35	Watters 9 yd run (Brien kick) [7-62]
SF	3	3:18	Rice 15 yd pass from Young (Brien kick) [10-67]
SD	3	3:01	Coleman 98 yd kickoff return (Seay pass from Humphries)
SF	4	13:49	Rice 7 yd pass from Young (Brien kick) [6-32]
SD	4	2:25	Martin 30 yd pass from Humphries (Pupunu pass from Humphries) [8-67]

Attendance — 74,107

Team Statistics	Chargers	San Francisco
TOTAL FIRST DOWNS	20	28
Rushing	5	10
Passing	14	17
Penalty	1	1
THIRD DOWN EFFICIENCY	6-16-38%	7-13-54%
TOTAL NET YARDS	354	449
Total Plays	76	73
Avg. Per Play	4.7	6.2
NET YARDS RUSHING	67	133
Attempts	19	32
Avg. Per Rush	3.5	4.2
NET YARDS PASSING	287	316
Sacks-Lost	2-18	3-15
Gross Yds. Passing	305	331
ATT.-COMP.-INT.	55-27-3	38-25-0
Avg. Per Play	5.0	7.7

Team Statistics (cont.)	Chargers	San Francisco
PUNTS - No.-Avg.	4-48.8	5-39.8
Blocked	0	0
TOTAL RETURN YARDS	243	76
No.-Yds. Punt Returns	3-1	2-12
No.-Yds. Kickoff Returns	8-242	4-48
No.-Yds. Int. Returns	0-0	3-16
PENALTIES - No.-Yds.	6-63	3-18
FUMBLES - No.-Lost	1-0	2-0
TOUCHDOWNS	3	7
Rushing	1	1
Passing	1	6
Returns	1	0
EXTRA POINTS M-A	3-3	7-7
FIELD GOALS M-A	1-1	0-1
FINAL SCORE	26	49
TIME OF POSSESSION	28:29	31:31

CHARGERS

Rushing	Att.	Yds.	Avg.	Long	TD
Means	13	33	2.5	11	1
Harmon	2	10	5.0	10	0
Jefferson	1	10	10.0	10	0
Gilbert	1	8	8.0	8	0
Bieniemy	1	3	3.0	3	0
Humphries	1	3	3.0	3	0

Passing	Att.	Comp.	Yds.	S-L	TD	Lg.	HI
Humphries	49	24	275	2-18	1	33	2
Gilbert	6	3	30	0-0	0	20	1

Receiving	No.	Yds.	Long	TD
Harmon	8	68	20	0
Seay	7	75	22	0
Pupunu	4	48	23	0
Martin	3	59	30t	1
Jefferson	2	15	9	0
Bieniemy	1	33	33	0
Means	1	4	4	0
Young	1	3	3	0

Interceptions	No.	Yds.	Long	TD
None				

Punting	No.	Yds.	Avg.	TB	I-20	Long
Wagner	4	195	48.8	0	0	55

Punt Returns	No.	FC	Yds.	Long	TD
Gordon	3	2	1	1	0

Kickoff Returns	No.	Yds.	Long	TD
Coleman	8	242	98t	1

SAN FRANCISCO

Rushing	Att.	Yds.	Avg.	Long	TD
Young	5	49	9.8	21	0
Watters	15	47	3.1	13	1
Floyd	9	32	3.6	6	0
Rice	1	10	10.0	10	0
Carter	2	-5	-2.5	1	0

Passing	Att.	Comp.	Yds.	S-L	TD	Lg.	HI
Young	36	24	325	3-15	6	51t	0
Musgrave	1	1	6	0-0	0	6	0
Grbac	1	0	0	0-0	0	0	0

Receiving	No.	Yds.	Long	TD
Rice	10	149	44t	3
Taylor	4	43	16	0
Floyd	4	26	9	1
Watters	3	61	51t	2
Jones	2	41	33	0
Popson	1	6	6	0
McCaffrey	1	5	5	0

Interceptions	No.	Yds.	Long	TD
Sanders	1	15	15	0
Cook	1	1	1	0
Davis	1	0	0	0

Punting	No.	Yds.	Avg.	TB	I-20	Long
Wilmsmeyer	5	199	39.8	0	2	46

Punt Returns	No.	FC	Yds.	Long	TD
Carter	2	0	12	11	0

Kickoff Returns	No.	Yds.	Long	TD
Carter	4	48	18	0

OFFENSIVE STARTERS

Chargers	WR Jefferson	LT Swayne	LG Davis	C Hall	RG Cocozzo	RT Brock	TE Young	WR Seay	QB Humphries	FB Pupunu	RB Means
San Francisco	Taylor	Wallace	Sapoli	Oates	Deese	Barton	Jones	Rice	Young	Floyd	Watters

DEFENSIVE STARTERS

Chargers	DE Mirns	DT Lee	DT Davis	DE O'Neal	LB Griggs	LB Gibson	LB Seau	CB Gordon	CB Harper	SS Carrington	FS Richard
San Francisco	Brown	Young	Stubblefield	Jackson	Woodall	Plummer	Norton	Davis	Sanders	McDonald	Hanks



1994 AFC Championship Game San Diego Chargers 17, Pittsburgh Steelers 13 Sunday, January 15, 1995 - Three Rivers Stadium (Pittsburgh, PA)

The Chargers advanced to the Super Bowl for the first time in franchise history with a stunning 17-13 upset victory over the heavily-favored Pittsburgh Steelers in Three Rivers Stadium. San Diego started the game slowly and Pittsburgh led the Bolts 10-3 at the end of the first half, while outgaining San Diego in total yardage, 229 to 46. The Steelers opened the scoring in the second half with a 23-yard Gary Anderson field goal to extend the lead to 13-3. Later in the quarter, Stan Humphries connected with Al Pupunu on a 43-yard touchdown strike

to close the gap to 13-10. The score remained as such until late in the fourth quarter when Humphries threw another 43-yard touchdown pass, this one to Tony Martin, and the Bolts claimed their first lead of the game at 17-13. Pittsburgh took the ensuing kickoff and drove to the Chargers' nine-yard line with two minutes left in the game, but San Diego's defense stopped the Steelers on downs, including a dramatic pass defended on fourth down by linebacker Dennis Gibson.



Score by Quarters	Q1	Q2	Q3	Q4	OT	PTS.
Chargers	0	3	7	7	0	17
Pittsburgh	7	3	3	0	0	13

PIT	1	7:28	Williams 16 yd pass from O'Donnell (Anderson kick) [13-67]
SD	2	3:41	Carney 20 yd field goal [6-77]
PIT	2	:09	Anderson 39 yd field goal [12-51]
PIT	3	10:37	Anderson 23 yd field goal [9-50]
SD	3	8:03	Pupunu 43 yd pass from Humphries (Carney kick) [5-64]
SD	4	5:13	Martin 43 yd pass from Humphries (Carney kick) [8-80]

Attendance — 61,545

Team Statistics	Chargers	Pittsburgh
TOTAL FIRST DOWNS	13	22
Rushing	4	4
Passing	8	17
Penalty	1	1
THIRD DOWN EFFICIENCY	3-11-27%	11-20-55%
TOTAL NET YARDS	226	415
Total Plays	47	80
Avg. Per Play	4.8	5.2
NET YARDS RUSHING	66	66
Attempts	24	26
Avg. Per Rush	2.8	2.5
NET YARDS PASSING	160	349
Sacks-Lost	1-5	0-0
Gross Yds. Passing	165	349
ATT.-COMP.-INT.	22-11-1	54-32-0
Avg. Per Play	7.0	6.5

Team Statistics (cont.)	Chargers	Pittsburgh
PUNTS - No.-Avg.	5-38.4	5-44.4
Blocked	0	0
TOTAL RETURN YARDS	74	89
No.-Yds. Punt Returns	2-2	2-10
No.-Yds. Kickoff Returns	3-72	4-73
No.-Yds. Int. Returns	0-0	1-6
PENALTIES - No.-Yds.	3-15	8-111
FUMBLES - No.-Lost	0-0	3-1
TOUCHDOWNS	2	1
Rushing	0	0
Passing	2	1
Returns	0	0
EXTRA POINTS M-A	2-2	1-1
FIELD GOALS M-A	1-1	2-2
FINAL SCORE	17	13
TIME OF POSSESSION	22:47	37:13

CHARGERS						
Rushing	Att.	Yds.	Avg.	Long	TD	
Means	20	69	3.5	17	0	
Humphries	4	-3	-8	0	0	
Passing	Att.	Comp.	Yds.	S-L	TD	
Humphries	22	11	165	1-5	2	
Receiving	No.	Yds.	Long	TD		
Pupunu	4	76	43t	1		
Means	2	19	15	0		
Jefferson	2	16	11	0		
Martin	1	43	43t	1		
Mitchell	1	19	19	0		
Harmon	1	-8	-8	0		
Interceptions	No.	Yds.	Long	TD		
None						
Punting	No.	Yds.	Avg.	TB	I-20	Long
Wagner	5	192	38.4	0	1	45
Punt Returns	No.	FC	Yds.	Long	TD	
Gordon	2	0	2	6	0	
Kickoff Returns	No.	Yds.	Long	TD		
Coleman	2	49	32	0		
Harmon	1	23	23	0		

PITTSBURGH						
Rushing	Att.	Yds.	Avg.	Long	TD	
Foster	20	47	2.4	11	0	
Williams	3	16	5.3	11	0	
Morris	2	2	1.0	1	0	
O'Donnell	1	1	1.0	1	0	
Passing	Att.	Comp.	Yds.	S-L	TD	
O'Donnell	54	32	349	0-0	1	
Receiving	No.	Yds.	Long	TD		
Mills	8	106	19	0		
Williams	7	45	16t	1		
Hastings	5	55	18	0		
Green	4	80	33	0		
Thigpen	3	35	21	0		
Foster	3	12	6	0		
Hayes	1	16	16	0		
Morris	1	0	0	0		
Interceptions	No.	Yds.	Long	TD		
Woodson	1	6	6	0		
Punting	No.	Yds.	Avg.	TB	I-20	Long
Royals	5	222	44.4	3	1	55
Punt Returns	No.	FC	Yds.	Long	TD	
Woodson	2	1	10	10	0	
Johnson	0	1	0	0	0	
Kickoff Returns	No.	Yds.	Long	TD		
Johnson	4	73	24	0		

OFFENSIVE STARTERS											
Chargers	WR	LT	LG	C	RG	RT	TE	WR	QB	FB	RB
Pittsburgh	Jefferson	Swayne	Davis	Hall	Cocozzo	Brock	Young	Seay	Humphries	Pupunu	Means
	Thigpen	Jackson	Love	Dawson	Strzelczyk	Searcy	Green	Mills	O'Donnell	Williams	Foster
DEFENSIVE STARTERS											
Chargers	DE	DT	DT	DE	LB	LB	LB	CB	CB	SS	FS
Pittsburgh	Mims	Lee	Davis	O'Neal	Griggs	Gibson	Seau	Gordon	Harper	Carrington	Richard
	Buckner	Steed	Seals	Greene	Kirkland	Brown	Lloyd	Woodson	Figures	Lake	Peny




HISTORY

1994 AFC Divisonal Playoffs San Diego Chargers 22, Miami Dolphins 21

Sunday, January 8, 1995 - Jack Murphy Stadium (San Diego, CA)

The Chargers advanced to the AFC Championship Game with a 22-21 victory over the Miami Dolphins in front of a San Diego-record home crowd of 63,381 fans. The win moved the Chargers to the AFC title round for only the third time in team history and the first time since 1982. Dan Marino threw three first-half touchdown passes and the Dolphins led 21-6 at the half. San Diego's offense came alive and dominated the third quarter. The Chargers took the opening drive of the second half and marched 15 plays to the Dolphins' one-yard line before losing the ball on downs. But on Miami's first play from scrimmage, Reuben Davis stopped Bernie Parmalee in the end zone for a safety to make the score 21-8. San Diego took the ensuing kick and Natrone Means finished a 54-yard drive with a 24-yard scoring run, breaking several tackles along the way and the Dolphin lead was

trimmed to 21-15. The teams traded possessions through the fourth quarter before Stan Humphries drove the team 61 yards in 10 plays and hit Mark Seay for the game-winning, eight-yard scoring pass. Trailing 22-21 with 35 seconds left in game, Marino moved the Dolphins to San Diego's 30-yard line and positioned Pete Stoyanovich for a 48-yard field goal attempt, which sailed wide right. San Diego dominated the game's time of possession, controlling the ball 39:20 compared to Miami's 20:40. The main factor was San Diego's running game, which rolled up 202 of the team's 466 total yards. Means rushed for a personal best 139 yards on 24 carries and scored one touchdown. Humphries completed 20 of 26 attempts in the second half.



Score by Quarters	Q1	Q2	Q3	Q4	OT	PTS.
Miami	7	14	0	0	0	21
Chargers	0	6	9	7	0	22

MIA	1	2:24	Jackson 8 yd pass from Marino (Stoyanovich kick) [9-79]
SD	2	10:36	Carney 20 yd field goal [15-72]
MIA	2	7:21	Jackson 9 yd pass from Marino (Stoyanovich kick) [6-52]
SD	2	2:47	Carney 21 yd field goal [9-70]
MIA	2	:27	Williams 16 yd pass from Marino (Stoyanovich kick) [9-70]
SD	3	6:54	Parmalee tackled by R. Davis for a Safety
SD	3	2:42	Means 24 yd run (Carney kick) [8-54]
SD	4	:35	Seay 8 yd pass from Humphries (Carney kick) [10-61]

Attendance — 63,381

Team Statistics	Miami	Chargers
TOTAL FIRST DOWNS	17	28
Rushing	2	12
Passing	12	15
Penalty	3	1
THIRD DOWN EFFICIENCY	5-10-50%	9-17-53%
TOTAL NET YARDS	282	466
Total Plays	47	85
Avg. Per Play	6.0	5.5
NET YARDS RUSHING	26	202
Attempts	8	40
Avg. Per Rush	3.3	5.1
NET YARDS PASSING	256	264
Sacks-Lost	1-6	2-12
Gross Yds. Passing	262	276
ATT.-COMP.-INT.	38-24-0	43-28-2
Avg. Per Play	6.6	5.9

Team Statistics (cont.)	Miami	Chargers
PUNTS - No.-Avg.	5-45.2	2-43.5
Blocked	0	0
TOTAL RETURN YARDS	140	102
No.-Yds. Punt Returns	1-14	2-14
No.-Yds. Kickoff Returns	5-112	5-88
No.-Yds. Int. Returns	2-14	0-0
PENALTIES - No.-Yds.	7-47	5-67
FUMBLES - No.-Lost	1-0	2-1
TOUCHDOWNS	3	2
Rushing	0	1
Passing	3	1
Returns	0	0
EXTRA POINTS M-A	3-3	2-2
FIELD GOALS M-A	0-1	2-2
FINAL SCORE	21	22
TIME OF POSSESSION	20:40	39:20

MIAMI							
Rushing	Att.	Yds.	Avg.	Long	TD		
Parmalee	7	16	2.3	13	0		
Craver	1	10	10.0	10	0		
Passing	Att.	Comp.	Yds.	S-L	TD	Lg.	HI
Marino	38	24	262	1-6	3	31	0
Receiving	No.	Yds.	Long	TD			
Jackson	8	109	31	2			
Fryar	5	70	24	0			
McDuffie	5	46	13	0			
Craver	2	8	5	0			
Parmalee	2	8	5	0			
Williams	1	16	16t	1			
Saxon	1	5	5	0			
Interceptions	No.	Yds.	Long	TD			
Smith	1	14	14	0			
Stewart	1	0	0	0			
Punting	No.	Yds.	Avg.	TB	I-20	Long	
Kidd	5	226	45.2	2	2	59	
Punt Returns	No.	FC	Yds.	Long	TD		
McDuffie	1	1	14	14	0		
Kickoff Returns	No.	Yds.	Long	TD			
McDuffie	3	87	42	0			
Spikes	1	18	18	0			
Williams	1	7	7	0			

CHARGERS							
Rushing	Att.	Yds.	Avg.	Long	TD		
Means	24	139	5.8	24t	1		
Bieniemy	4	33	8.3	17	0		
Culver	6	14	2.3	6	0		
Harmon	3	12	4.0	6	0		
Jefferson	1	3	3.0	3	0		
Humphries	2	1	0.5	2	0		
Passing	Att.	Comp.	Yds.	S-L	TD	Lg.	HI
Humphries	43	28	276	2-12	1	18	2
Receiving	No.	Yds.	Long	TD			
Harmon	7	57	15	0			
Seay	6	61	15	1			
Martin	5	62	15	0			
Jefferson	3	44	16	0			
Means	3	16	6	0			
Culver	2	23	18	0			
Pupunu	2	13	13	0			
Interceptions	No.	Yds.	Long	TD			
None							
Punting	No.	Yds.	Avg.	TB	I-20	Long	
Wagner	2	87	43.5	0	1	51	
Punt Returns	No.	FC	Yds.	Long	TD		
Coleman	1	0	14	14	0		
Gordon	1	1	0	0	0		
Kickoff Returns	No.	Yds.	Long	TD			
Coleman	3	57	21	0			
Harmon	1	18	18	0			
Bieniemy	1	13	13	0			


OFFENSIVE STARTERS											
	WR	LT	LG	C	RG	RT	TE	WR	QB	FB	RB
Miami	Fryar	Webb	Sims	Dellenbach	Weidner	Heller	Jackson	McDuffie	Marino	Saxon	Parmalee
Chargers	Jefferson	Swayne	Davis	Hall	Cocozzo	Brock	Young	Seay	Humphries	Pupunu	Means
DEFENSIVE STARTERS											
	DE	DT	DT	DE	LB	LB	LB	CB	CB	SS	FS
Miami	Gross	Bowens	Klingbell	Coleman	Beavers	Cox	Solomon	Vincent	Brown	Stewart	Atkins
Chargers	Mims	Lee	Davis	O'Neal	Griggs	Gibson	Seau	Gordon	Harper	Carrington	Richard



1992 AFC Divisional Playoffs Miami Dolphins 31, San Diego Chargers 0 Sunday, January 10, 1993 - Joe Robbie Stadium (Miami, FL)

The Chargers history-making season ended with a 31-0 loss to the Miami Dolphins in Joe Robbie Stadium. Intermittent downpours and a soggy field slowed both teams early as each squad was forced to punt on their first four series. The second quarter proved disastrous for San Diego. Stan Humphries was intercepted three times with each leading to a Dolphins touchdown and a 21-0 halftime lead for Miami. San Diego also suffered a fumbled snap on a punt attempt in the period. The Chargers could not get on track in the second half either, as Miami

chalked up 10 more points and forced two more San Diego turnovers. The Chargers' defense was on the field most of the game (37:08). Junior Seau recorded a personal-best 19 tackles in the game. The Dolphins special teams put the Chargers in poor field position on several occasions, including punts, which pinned San Diego's offense back on its own five-, six-, four- and 15-yard lines.



Score by Quarters	Q1	Q2	Q3	Q4	OT	PTS.
Chargers	0	0	0	0	0	0
Miami	0	21	0	10	0	31

MIA	2	6:30	Paige 1 yd pass from Marino (Stoyanovich kick) [9-48]
MIA	2	1:46	Jackson 9 yd pass from Marino (Stoyanovich kick) [2-37]
MIA	2	:27	Jackson 30 yd pass from Marino (Stoyanovich kick) [4-42]
MIA	4	14:03	Stoyanovich 22 yd field goal [12-60]
MIA	4	8:19	Craver 25 yd run (Stoyanovich kick) [6-53]
Attendance — 72,625			

Team Statistics	Chargers	Miami
TOTAL FIRST DOWNS	10	18
Rushing	3	9
Passing	7	9
Penalty	0	0
THIRD DOWN EFFICIENCY	3-15-20%	7-17-41%
TOTAL NET YARDS	202	324
Total Plays	62	69
Avg. Per Play	3.3	4.7
NET YARDS RUSHING	70	157
Attempts	16	40
Avg. Per Rush	4.4	3.9
NET YARDS PASSING	132	167
Sacks-Lost	1-8	0-0
Gross Yds. Passing	140	167
ATT.-COMP.-INT.	45-18-4	29-17-0
Avg. Per Play	2.9	5.8

Team Statistics (cont.)	Chargers	Miami
PUNTS - No.-Avg.	7-46.3	8-41.0
Blocked	0	0
TOTAL RETURN YARDS	143	93
No.-Yds. Punt Returns	1-7	5-45
No.-Yds. Kickoff Returns	6-136	1-18
No.-Yds. Int. Returns	0-0	4-30
PENALTIES - No.-Yds.	4-39	0-0
FUMBLES - No.-Lost	3-1	3-1
TOUCHDOWNS	0	4
Rushing	0	1
Passing	0	3
Returns	0	0
EXTRA POINTS M-A	0-0	4-4
FIELD GOALS M-A	0-0	1-1
FINAL SCORE	0	31
TIME OF POSSESSION	22:52	37:08

CHARGERS					
Rushing	Att.	Yds.	Avg.	Long	TD
Bieniemy	4	26	6.5	14	0
Butts	7	25	3.6	10	0
Humphries	1	10	10.0	10	0
Harmon	4	9	2.3	4	0

MIAMI					
Rushing	Att.	Yds.	Avg.	Long	TD
Craver	8	72	9.0	25	1
Humphrey	23	71	3.1	15	0
Parmalee	5	18	3.6	6	0
Clayton	1	0	0.0	0	0
Mitchell	1	-1	-1.0	-1	0
Saxon	2	-3	-1.5	0	0

Passing	Att.	Comp.	Yds.	S-L	TD	Lg.	HI
Humphries	44	18	140	1-8	0	18	4
Kidd	1	0	0	0-0	0	0	0

Passing	Att.	Comp.	Yds.	S-L	TD	Lg.	HI
Marino	29	17	167	0-0	3	30	0

Receiving	No.	Yds.	Long	TD
Harmon	9	73	18	0
Walker	3	33	14	0
Lewis	2	12	6	0
A. Miller	2	12	6	0
Jefferson	1	10	10	0
Butts	1	0	0	0

Receiving	No.	Yds.	Long	TD
Paige	5	14	4	1
Jackson	4	53	30	2
Humphrey	4	30	20	0
Duper	3	57	28	0
Craver	1	13	13	0

Interceptions	No.	Yds.	Long	TD
None				

Interceptions	No.	Yds.	Long	TD
Vincent	2	2	2	0
Oliver	1	21	21	0
Cox	1	7	7	0

Punting	No.	Yds.	Avg.	TB	I-20	Long
Kidd	7	324	46.3	2	0	55

Punting	No.	Yds.	Avg.	TB	I-20	Long
Roby	8	328	41.0	1	4	51

Punt Returns	No.	FC	Yds.	Long	TD
Lewis	1	2	7	7	0

Punt Returns	No.	FC	Yds.	Long	TD
Miller	5	0	45	12	0

Kickoff Returns	No.	Yds.	Long	TD
Lewis	4	111	38	0
Bieniemy	1	14	14	0
Pupunu	1	11	11	0

Kickoff Returns	No.	Yds.	Long	TD
Craver	1	18	18	0

OFFENSIVE STARTERS

Chargers	WR Miller	LT Swayne	LG Moten	C Hall	RG Richards	RT Thompson	TE Young	WR Lewis	QB Humphries	FB Walker	RB Butts
Miami	Duper	Webb	Sims	Uhlenhake	Galbreath	Dennis	Jackson	Clayton	Marino	Paige	Humphrey

DEFENSIVE STARTERS


Chargers	DE Grossman	DT Lee	DT Winter	DE O'Neal	LB Rolling	LB Plummer	LB Seau	CB Byrd	CB Blaylock	SS Fields	FS Richard
Miami	Cross	Klingbeil	Coleman	Griggs	Grimsey	Hollier	Cox	Vincent	Brown	Williams	Oliver



1992 AFC Wild Card Playoffs San Diego Chargers 17, Kansas City Chiefs 0 Saturday, January 2, 1993 - Jack Murphy Stadium (San Diego, CA)

San Diego defeated the Kansas City Chiefs, 17-0, in the AFC Wild Card playoffs in San Diego's Jack Murphy Stadium. It marked the first shutout in the history of Wild Card games. It was also the first shutout by the Chargers over Kansas City and the first time the Chiefs were shut out in a non-strike game since 1985. The two defensive powerhouses battled to a scoreless half. The Chargers gained 130 total yards to the Chiefs' 122 yards in the half, but were sacked four times for 47 yards in losses. San Diego scored first when Marion Butts dashed up the middle a career-long 54 yards for a touchdown. On the Chiefs first play of their next possession, a tipped pass by Blaise Winter was intercepted by Leslie O'Neal to set up a 34-yard John Carney field goal. Up 10-0 in the

fourth quarter, the Chargers put together an 11-play, 91-yard drive and culminated the series with a five-yard scoring plunge by Steve Hendrickson. The Chargers gained 192 yards on the ground, the second-most productive effort of the 1992 season. The defense harassed the Chiefs passing game causing two interceptions and sacking Dave Krieg seven times to tie a season high. Burt Grossman had two-and-a-half sacks and O'Neal and Shawn Lee each had two.



Score by Quarters	Q1	Q2	Q3	Q4	OT	PTS.
Kansas City	0	0	0	0	0	0
Chargers	0	0	10	7	0	17

SD 3 5:53 Butts 54 yd run (Carney kick) [4-74]
 SD 3 3:33 Carney 34 yd field goal [4-9]
 SD 4 4:57 Hendrickson 5 yd run (Carney kick) [11-91]
 Attendance — 60,681

HISTORY

Team Statistics	Kansas City	Chargers
TOTAL FIRST DOWNS	17	18
Rushing	5	8
Passing	10	7
Penalty	2	3
THIRD DOWN EFFICIENCY	4-14-29%	5-13-39%
TOTAL NET YARDS	251	342
Total Plays	60	63
Avg. Per Play	4.2	5.4
NET YARDS RUSHING	61	192
Attempts	19	35
Avg. Per Rush	3.2	5.5
NET YARDS PASSING	190	150
Sacks-Lost	7-43	5-49
Gross Yds. Passing	233	199
ATT.-COMP.-INT.	34-16-2	23-14-0
Avg. Per Play	4.6	5.4

Team Statistics (cont.)	Kansas City	Chargers
PUNTS - No.-Avg.	8-45.0	6-44.2
Blocked	0	0
TOTAL RETURN YARDS	72	78
No.-Yds. Punt Returns	2-5	4-35
No.-Yds. Kickoff Returns	1-5	0-0
No.-Yds. Int. Returns	0-0	2-43
PENALTIES - No.-Yds.	7-62	5-44
FUMBLES - No.-Lost	2-1	2-1
TOUCHDOWNS	0	2
Rushing	0	2
Passing	0	0
Returns	0	0
EXTRA POINTS M-A	0-0	2-2
FIELD GOALS M-A	0-0	1-2
FINAL SCORE	0	17
TIME OF POSSESSION	30:14	29:46

KANSAS CITY					
Rushing	Att.	Yds.	Avg.	Long	TD
Williams	12	35	2.9	8	0
McNair	3	18	6.0	6	0
Krieg	2	4	2.0	3	0
Word	2	4	2.0	3	0

CHARGERS					
Rushing	Att.	Yds.	Avg.	Long	TD
Butts	15	119	7.9	54t	1
Bieniemy	13	38	2.9	6	0
Harmon	4	27	6.8	10	0
Hendrickson	1	5	5.0	5t	1
Bernstine	1	3	3.0	3	0
Humphries	1	0	0.0	0	0

Passing	Att.	Comp.	Yds.	S-L	TD	Lg.	HI
Krieg	34	16	233	7-43	0	28	2

Passing	Att.	Comp.	Yds.	S-L	TD	Lg.	HI
Humphries	23	14	199	5-49	0	44	0

Receiving	No.	Yds.	Long	TD
Birden	4	78	24	0
McNair	4	35	13	0
Davis	3	30	13	0
Hargain	2	46	24	0
M. Smith	1	28	28	0
Williams	1	11	11	0
Cash	1	5	5	0

Receiving	No.	Yds.	Long	TD
Harmon	4	21	9	0
Walker	3	60	33	0
Miller	2	58	44	0
Butts	2	17	9	0
Lewis	1	39	39	0
Brennan	1	8	8	0
Bieniemy	1	-4	-4	0

Interceptions	No.	Yds.	Long	TD
None				

Interceptions	No.	Yds.	Long	TD
Carrington	1	40	40	0
O'Neal	1	3	3	0

Punting	No.	Yds.	Avg.	TB	I-20	Long
Barker	8	360	45.0	0	4	54

Punting	No.	Yds.	Avg.	TB	I-20	Long
Kidd	6	265	44.2	0	5	53

Punt Returns	No.	FC	Yds.	Long	TD
Carter	1	1	1	1	0
Mincy	1	1	4	4	0

Punt Returns	No.	FC	Yds.	Long	TD
Byrd	0	3	0	0	0
Lewis	4	0	35	14	0

Kickoff Returns	No.	Yds.	Long	TD
Carter	1	5	5	0

Kickoff Returns	No.	Yds.	Long	TD
None				

OFFENSIVE STARTERS											
	WR	LT	LG	C	RG	RT	TE	WR	QB	FB	RB
Kansas City	Birden	Alt	Scott	Baab	Lutz	Baldinger	Hayes	Davis	Krieg	Williams	McNair
Chargers	Miller	Swayne	Moten	Hall	Richards	Thompson	Young	Lewis	Humphries	Walker	Butts

DEFENSIVE STARTERS											
	DE	DT	DT	DE	LB	LB	LB	CB	CB	SS	FS
Kansas City	Smith	Phillips	Saleaumua	Griffin	Martin	Simien	Thomas	Lewis	Ross	Bayless	Mincy
Chargers	Grossman	Lee	Winter	O'Neal	Rolling	Plummer	Seau	Byrd	Blaylock	Fields	Richard



1982 AFC Divisional Playoffs Miami Dolphins 34, San Diego Chargers 13 Sunday, January 16, 1983 - Orange Bowl (Miami, FL)

San Diego and Miami met for the second-straight year in the playoffs with the Dolphins turning the outcome around, winning 34-13. The game matched San Diego, with the league's top offense averaging 450.4 yards a game, versus Miami and the NFL's top defense, allowing 256.9 yards a game. Miami took a 24-0 lead in the second quarter as

San Diego did the year before in the first quarter. San Diego tightened the score on a 28-yard touchdown pass from Dan Fouts to Charlie Joiner and a one-yard touchdown run by Chuck Muncie, but it wasn't enough as the Dolphins marched on to victory.



Score by Quarters	Q1	Q2	Q3	Q4	OT	PTS.
Chargers	0	13	0	0	0	13
Miami	7	20	0	7	0	34

MIA	1	6:52	Moore 3 yd pass from Woodley (Von Schamann kick) [5-26]
MIA	2	1:28	Franklin 3 yd run (Von Schamann kick) [13-89]
MIA	2	4:31	Lee 6 yd pass from Woodley (Von Schamann kick) [7-23]
MIA	2	7:15	Von Schamann 24 yd field goal [7-30]
SD	2	11:14	Joiner 28 yd pass from Fouts (kick failed) [3-28]
MIA	2	13:55	Von Schamann 23 yd field goal [7-70]
SD	2	14:38	Muncie 1 yd run (Benirschke kick) [5-76]
MIA	4	:42	Woodley 7 yd run (Von Schamann kick) [8-62]

Attendance — 71,383

Team Statistics	Chargers	Miami
TOTAL FIRST DOWNS	17	29
Rushing	5	15
Passing	9	11
Penalty	3	3
THIRD DOWN EFFICIENCY	4-11-37%	7-14-50%
TOTAL NET YARDS	241	413
Total Plays	54	80
Avg. Per Play	4.5	5.2
NET YARDS RUSHING	73	214
Attempts	17	56
Avg. Per Rush	4.3	3.8
NET YARDS PASSING	168	199
Sacks-Lost	3-23	1-16
Gross Yds. Passing	191	215
ATT.-COMP.-INT.	34-15-5	23-18-1
Avg. Per Play	4.5	8.3

Team Statistics (cont.)	Chargers	Miami
PUNTS - No.-Avg.	4-41.3	3-40.3
Blocked	0	0
TOTAL RETURN YARDS	127	98
No.-Yds. Punt Returns	3-16	2-4
No.-Yds. Kickoff Returns	7-93	3-40
No.-Yds. Int. Returns	1-18	5-54
PENALTIES - No.-Yds.	7-62	6-70
FUMBLES - No.-Lost	3-2	2-1
TOUCHDOWNS	2	4
Rushing	1	2
Passing	1	2
Returns	0	0
EXTRA POINTS M-A	1-2	4-4
FIELD GOALS M-A	0-0	2-2
FINAL SCORE	13	34
TIME OF POSSESSION	19:14	40:46

CHARGERS						
Rushing	Att.	Yds.	Avg.	Long	TD	
Muncie	12	56	4.7	16	1	
Brooks	3	9	3.0	5	0	
Cappelletti	1	5	5.0	5	0	
Fouts	1	3	3.0	3	0	
Passing	Att.	Comp.	Yds.	S-L	TD	Hl
Fouts	34	15	191	3-23	1	28 5
Receiving	No.	Yds.	Long	TD		
Muncie	6	53	18	0		
Chandler	2	38	22	0		
Brooks	2	25	14	0		
Sievers	2	21	16	0		
Joiner	1	28	28t	1		
Winslow	1	18	18	0		
Holohan	1	8	8	0		
Interceptions	No.	Yds.	Long	TD		
Fox	1	18	18	0		
Punting	No.	Yds.	Avg.	TB	I-20	Long
Buford	4	165	41.3	1	2	50
Punt Returns	No.	FC	Yds.	Long	TD	
Brooks	3	0	16	10	0	
Kickoff Returns	No.	Yds.	Long	TD		
Brooks	5	78	24	0		
Sievers	1	15	15	0		
Bauer	1	0	0	0		

MIAMI						
Rushing	Att.	Yds.	Avg.	Long	TD	
Franklin	23	96	4.2	11	1	
Nathan	19	83	4.7	13	0	
Bennett	7	14	2.0	12	0	
Woodley	3	14	4.7	7t	1	
Orosz	1	11	11.0	11	0	
Vigorito	1	2	2.0	2	0	
Jensen	2	-6	-3.0	-3	0	
Passing	Att.	Comp.	Yds.	S-L	TD	Hl
Woodley	22	17	195	1-16	2	53 1
Nathan	1	1	20	0-0	0	20 0
Receiving	No.	Yds.	Long	TD		
Nathan	8	55	10	0		
Hardy	3	45	20	0		
Cefalo	2	69	53	0		
Vigorito	2	22	17	0		
Harris	1	15	15	0		
Lee	1	6	6t	1		
Moore	1	3	3t	1		
Interceptions	No.	Yds.	Long	TD		
Small	1	16	16	0		
G. Blackwood	2	19	19	0		
McNeal	1	20	20	0		
L. Blackwood	1	-1	-1	0		
Punting	No.	Yds.	Avg.	TB	I-20	Long
Orosz	3	121	40.3	0	1	41
Punt Returns	No.	FC	Yds.	Long	TD	
Vigorito	2	0	4	6	0	
Kozlowski	0	1	0	0	0	
Kickoff Returns	No.	Yds.	Long	TD		
Walker	2	28	17	0		
Hill	1	12	12	0		

OFFENSIVE STARTERS											
Chargers	WR	LT	LG	C	RG	RT	TE	WR	QB	FB	RB
	Joiner	Shields	Wilkerson	Macek	White	Washington	Winslow	Chandler	Fouts	Sievers	Muncie
Miami	Harris	Giesler	Keuchenberg	Stephenson	Toews	Laako	Hardy	Cefalo	Woodley	Nathan	Hardy
DEFENSIVE STARTERS											
Chargers	DE	DT	DT	DE	LB	LB	LB	CB	CB	SS	FS
	Jones	Johnson	Kelcher	Ferguson	Lowe	Thrift	Lewis	Williams	Allen	Laird	Fox
Miami	Bokamper	Baumhower	Bettors	Brudzinski	Duhe	Rhone	Gordon	Small	McNeal	G. Blackwood	L. Blackwood



HISTORY

1982 AFC Wild Card Playoffs San Diego Chargers 31, Pittsburgh Steelers 28 Sunday, January 9, 1983 - Three Rivers Stadium (Pittsburgh, PA)

The Chargers, the fifth-seeded AFC team in the Super Bowl Tournament, played the opening round of the playoffs on the road for the first time, facing the AFC's fourth-seeded team, Pittsburgh. Trailing 14-3 with 4:54 remaining in the first quarter, the Chargers took a 17-14 lead into the locker room at halftime on the strength of an 18-yard James Brooks touchdown run and a 10-yard scoring pass from Dan Fouts to Eric Sievers. With 14:10 remaining in the game, Fouts threw an eight-yard touchdown strike on fourth down to Kellen Winslow to move San Diego within four points at 28-24. With 3:59 left to play, San Diego

mounted its winning drive, an eight-play, 64-yard march that climaxed when Fouts hit Winslow on a screen pass that Winslow carried 12 yards to victory. The workhorse of the Chargers' offense was Chuck Muncie, who gained 126 yards on 25 attempts. It was Muncie's third-straight 100 yard performance and second-straight against the league's number one rated run defense. Fouts threw for 333 yards against the Steelers, his fifth career 300-yard effort in the playoffs.



Score by Quarters	Q1	Q2	Q3	Q4	OT	PTS.
Chargers	3	14	0	14	0	31
Pittsburgh	14	0	7	7	0	28

PIT	1	:12	Ruff recovers Brooks fumble of kickoff in end zone (Anderson kick)
SD	1	4:50	Benirschke 25 yd field goal [11-91]
PIT	1	10:06	Bradshaw 1 yd run (Anderson kick) [9-71]
SD	2	:06	Brooks 18 yd run (Benirschke kick) [11-80]
SD	2	14:32	Sievers 10 yd pass from Fouts (Benirschke kick) [7-64]
PIT	3	4:48	Cunningham 2 yd pass from Bradshaw (Anderson kick) [8-74]
PIT	4	:50	Stallworth 9 yd pass from Bradshaw (Anderson kick) [10-86]
SD	4	6:18	Winslow 8 yd pass from Fouts (Benirschke kick) [5-29]
SD	4	14:00	Winslow 2 yd pass from Fouts (Benirschke kick) [8-64]
Attendance — 53,546			

Team Statistics	Chargers	Pittsburgh
TOTAL FIRST DOWNS	29	26
Rushing	6	6
Passing	19	19
Penalty	4	1
THIRD DOWN EFFICIENCY	9-14-64%	6-12-50%
TOTAL NET YARDS	479	422
Total Plays	71	62
Avg. Per Play	6.7	6.8
NET YARDS RUSHING	146	97
Attempts	29	23
Avg. Per Rush	5.0	4.2
NET YARDS PASSING	333	325
Sacks-Lost	0-0	0-0
Gross Yds. Passing	333	325
ATT.-COMP.-INT.	42-21-0	39-28-2
Avg. Per Play	7.9	8.3

Team Statistics (cont.)	Chargers	Pittsburgh
PUNTS - No.-Avg.	1-48.0	2-32.5
Blocked	0	0
TOTAL RETURN YARDS	79	102
No.-Yds. Punt Returns	0-0	1-12
No.-Yds. Kickoff Returns	3-36	5-90
No.-Yds. Int. Returns	2-43	0-0
PENALTIES - No.-Yds.	6-51	6-54
FUMBLES - No.-Lost	3-2	1-0
TOUCHDOWNS	4	4
Rushing	1	1
Passing	3	2
Returns	0	1
EXTRA POINTS M-A	4-4	4-4
FIELD GOALS M-A	1-1	0-0
FINAL SCORE	31	28
TIME OF POSSESSION	30:23	29:37

CHARGERS						
Rushing	Att.	Yds.	Avg.	Long	TD	
Muncie	25	126	5.0	17	0	
Brooks	5	20	6.7	18t	1	
Cappelletti	1	0	0.0	0	0	
Passing	Att.	Comp.	Yds.	S-L	TD	Lg.
Fouts	42	27	333	0-0	3	33
Receiving	No.	Yds.	Long	TD		
Chandler	9	124	33	0		
Winslow	7	102	30	2		
Joiner	5	68	16	0		
Sievers	2	17	10t	1		
Muncie	1	12	12	0		
Fitzkee	1	8	8	0		
Brooks	1	4	4	0		
Cappelletti	1	-2	-2	0		
Interceptions	No.	Yds.	Long	TD		
Laird	1	35	35	0		
Allen	1	8	8	0		
Punting	No.	Yds.	Avg.	TB	I-20	Long
Buford	1	48	48.0	0	0	48
Punt Returns	No.	FC	Yds.	Long	TD	
Brooks	0	1	0	0	0	
Kickoff Returns	No.	Yds.	Long	TD		
Brooks	3	36	36	0		

CINCINNATI						
Rushing	Att.	Yds.	Avg.	Long	TD	
Harris	10	35	3.5	7	0	
Pollard	9	47	5.2	18	0	
Hawthorne	2	3	1.5	2	0	
Bradshaw	2	12	6.0	11	1	
Passing	Att.	Comp.	Yds.	S-L	TD	Lg.
Bradshaw	39	28	325	0-0	2	40
Receiving	No.	Yds.	Long	TD		
Harris	11	71	17	0		
Stallworth	8	116	22	1		
Cunningham	5	55	16	1		
Pollard	2	29	20	0		
Smith	1	40	40	0		
Swann	1	14	14	0		
Interceptions	No.	Yds.	Long	TD		
None						
Punting	No.	Yds.	Avg.	TB	I-20	Long
Goodson	2	65	32.5	0	1	45
Punt Returns	No.	FC	Yds.	Long	TD	
Woods	1	0	12	12	0	
Kickoff Returns	No.	Yds.	Long	TD		
Abercrombie	4	72	24	0		
Pollard	1	18	18	0		

OFFENSIVE STARTERS											
	WR	LT	LG	C	RG	RT	TE	WR	QB	FB	RB
Chargers	Joiner	Shields	Wilkerson	Macek	White	Washington	Winslow	Chandler	Fouts	Cappelletti	Muncie
Pittsburgh	Stallworth	Pinney	Wolfley	Webster	Courson	Brown	Cunningham	Swann	Bradshaw	Pollard	Harris

DEFENSIVE STARTERS											
	DE	DT	DT	DE	LB	LB	LB	CB	CB	SS	FS
Chargers	Jones	Johnson	Kelcher	Ferguson	Lowe	Thrift	King	Williams	Allen	Laird	Fox
Pittsburgh	Goodman	Dunn	Nelson	Ham	Lambert	Toews	Cole	Woodruff	Blount	Shell	Johnson


HISTORY



1981 AFC Championship Game Cincinnati Bengals 27, San Diego Chargers 7 Sunday, January 10, 1982 - Riverfront Stadium (Cincinnati, OH)

The Chargers lost to Cincinnati in the AFC Championship game on the coldest day in NFL history. Temperature in Cincinnati dipped to nine-degrees-below-zero with the wind chill factor measuring 59-below zero. Cincinnati won the coin toss and elected to kick off, forcing San Diego to go into the wind in the first quarter. The Bengals moved ahead 10-0 before the teams switched directions in the second period and the Chargers scored on their first possession on a 33-yard screen pass from Dan Fouts to Kellen Winslow, and Cincinnati led 17-7 at halftime. The Chargers were the statistical leaders in the first half, but three

turnovers within the Bengals' 33-yard line proved the difference. San Diego turned the ball over to start the third quarter leading to another Cincinnati score, and a three-yard touchdown pass from Ken Anderson to Don Bass culminated an 8:08 drive in the final period to clinch the Bengals victory. Wes Chandler led all receivers with six catches for 79 yards and Chuck Muncie led all rushers with 23 carries and 94 yards.



Score by Quarters	Q1	Q2	Q3	Q4	OT	PTS.
Chargers	0	7	0	0	0	7
Cincinnati	10	7	3	7	0	27

CIN	1	6:55	Breech 31 yd field goal [10-51]
CIN	1	7:54	Harris 8 yd pass from Anderson (Breech kick) [2-12]
SD	2	1:26	Winslow 33 yard pass from Fouts (Benirschke kick) [6-55]
CIN	2	5:03	Johnson 1 yd run (Breech kick) [7-55]
CIN	3	7:13	Breech 38 yd field goal [8-39]
CIN	4	8:08	Bass 3 yd pass from Anderson (Breech kick) [14-68]
Attendance — 46,302			

Team Statistics	Chargers	Cincinnati
TOTAL FIRST DOWNS	18	19
Rushing	11	8
Passing	7	11
Penalty	0	0
THIRD DOWN EFFICIENCY	5-12-42%	5-11-46%
TOTAL NET YARDS	301	318
Total Plays	61	59
Avg. Per Play	4.9	5.4
NET YARDS RUSHING	128	143
Attempts	31	36
Avg. Per Rush	4.1	3.9
NET YARDS PASSING	173	175
Sacks-Lost	2-12	0-0
Gross Yds. Passing	185	175
ATT.-COMP.-INT.	28-15-2	23-15-0
Avg. Per Play	5.8	7.6

Team Statistics (cont.)	Chargers	Cincinnati
PUNTS - No.-Avg.	2-29.5	3-30.6
Blocked	0	0
TOTAL RETURN YARDS	139	64
No.-Yds. Punt Returns	1-7	0-0
No.-Yds. Kickoff Returns	7-132	1-40
No.-Yds. Int. Returns	0-0	2-24
PENALTIES - No.-Yds.	2-15	3-25
FUMBLES - No.-Lost	4-2	3-1
TOUCHDOWNS	1	3
Rushing	0	1
Passing	1	2
Returns	0	0
EXTRA POINTS M-A	1-1	3-3
FIELD GOALS M-A	0-2	2-2
FINAL SCORE	7	27
TIME OF POSSESSION	29:42	30:18

CHARGERS					
Rushing	Att.	Yds.	Avg.	Long	TD
Muncie	23	94	4.1	11	0
Brooks	6	23	3.8	9	0
Fouts	1	6	6.0	6	0
Cappelletti	1	5	5.0	5	0
Passing	Att.	Comp.	Yds.	S-L	TD
Fouts	28	15	185	2-12	1
Receiving	No.	Yds.	Long	TD	
Chandler	6	79	25	0	
Winslow	3	47	33t	1	
Joiner	3	41	21	0	
Brooks	2	5	4	0	
Sievers	1	13	13	0	
Interceptions	No.	Yds.	Long	TD	
None					
Punting	No.	Yds.	Avg.	TB	I-20
Roberts	2	59	29.5	0	0
Punt Returns	No.	FC	Yds.	Long	TD
Chandler	1	0	7	0	0
Kickoff Returns	No.	Yds.	Long	TD	
Brooks	4	87	36	0	
Beaudoin	2	38	19	0	
Shaw	1	7	7	0	

CINCINNATI					
Rushing	Att.	Yds.	Avg.	Long	TD
Johnson	21	80	3.8	11	1
Anderson	5	39	7.8	13	0
Alexander	9	22	2.4	4	0
Collinsworth	1	2	2.0	2	0
Passing	Att.	Comp.	Yds.	S-L	TD
Anderson	22	14	161	0-0	2
Thompson	1	1	14	0-0	0
Receiving	No.	Yds.	Long	TD	
Ross	5	69	19	0	
Alexander	3	25	16	0	
Collinsworth	2	28	16	0	
Curtis	2	28	15	0	
Johnson	1	14	14	0	
Harris	1	8	8t	1	
Bass	1	3	3t	1	
Interceptions	No.	Yds.	Long	TD	
Kemp	1	24	24	0	
Breedon	1	0	0	0	
Punting	No.	Yds.	Avg.	TB	I-20
McInally	3	92	30.6	0	0
Punt Returns	No.	FC	Yds.	Long	TD
None					
Kickoff Returns	No.	Yds.	Long	TD	
Verser	1	40	40	0	

OFFENSIVE STARTERS											
Chargers	WR	LT	LG	C	RG	RT	TE	WR	QB	FB	RB
	Joiner	Shields	Wilkinson	Macek	White	Washington	Winslow	Chandler	Fouts	Muncie	Brooks
Cincinnati	Collinsworth	Munoz	Lapham	Bush	Montoya	Wilson	Ross	Curtis	Anderson	Alexander	Johnson

DEFENSIVE STARTERS											
Chargers	DE	DT	DT	DE	LB	LB	LB	CB	CB	SS	FS
	Woodcock	Johnson	Kelcher	Jones	Lowe	Horn	King	Williams	Buchanon	Edwards	Shaw
Cincinnati	Edwards	Whitley	Browner	Harris	LeClair	Cameron	Williams	Breedon	Riley	Kemp	Hicks



HISTORY

1981 AFC Divisional Playoffs San Diego Chargers 41, Miami Dolphins 38 (OT) Saturday, January 2, 1982 - Orange Bowl (Miami, FL)

The Chargers traveled to Miami's Orange Bowl to face AFC East Division champion Miami and won an epic struggle, 41-38, on a 29-yard Rolf Benirschke field goal at the 13:52 mark of the first overtime period. San Diego jumped out to an early 24-0 lead, only to have the Dolphins close the gap under the direction of substitute quarterback Don Strock. The score was 24-17 at halftime and in the second half the Dolphins knotted the score at 24 and again at 31 before assuming their first lead, 38-31, on a 12-yard run by Tony Nathan. The Chargers took a Dolphin turnover and converted it into a 10-play, 82-yard drive, climaxed by a nine-yard pass from Dan Fouts to James Brooks with 58 seconds remaining in regulation. A Dolphin 43-yard field goal try with four seconds remaining was blocked by Kellen Winslow, forcing the game into

the overtime period. In overtime, both teams had the opportunity to clinch victory on field-goal attempts. Benirschke missed a 27-yard attempt and Uwe Von Schamann had his attempt blocked by Leroy Jones. The Chargers' game-winning drive was highlighted by receptions of 20 and 29 yards by Wes Chandler and Charlie Joiner, respectively. Dan Fouts' passing performance resulted in records for completions, attempts, and yards in a divisional playoff, and Winslow's 13 receptions broke the division playoff record of 10 receptions, set by Pittsburgh's John Stallworth in 1978. Chandler had a 56-yard punt return for a touchdown for the Chargers, the first punt return for a touchdown in an AFC divisional playoff game. The Chargers broke 15 divisional playoff team records and tied two others.



Score by Quarters	Q1	Q2	Q3	Q4	OT	PTS.
Chargers	24	0	7	7	3	41
Miami	0	17	14	7	0	38

SD	1	5:11	Benirschke 32 yd field goal [9-64]
SD	1	7:36	Chandler 56 yd punt return (Benirschke kick)
SD	1	11:02	Muncie 1 yd run (Benirschke kick) [7-29]
SD	1	13:29	Brooks 8 yd pass from Fouts (Benirschke kick) [3-11]
MIA	2	6:29	Von Schamann 34 yd field goal [10-63]
MIA	2	12:15	Rose 1 yd pass from Strock (Von Schamann kick) [7-39]
MIA	2	15:00	Nathan 25 yd run off lateral from Harris after 15 yd pass from Strock (Von Schamann kick) [4-63]
MIA	3	4:10	Rose 15 yd pass from Strock (Von Schamann kick) [8-74]
SD	3	10:45	Winslow 25 yd pass from Fouts (Benirschke kick) [6-60]
MIA	3	13:32	Hardy 50 yd pass from Strock (Von Schamann kick) [6-83]
MIA	4	:07	Nathan 12 yd run (Von Schamann kick) [2-15]
SD	4	14:02	Brooks 9 yd pass from Fouts (Benirschke kick) [10-82]
SD	OT	13:52	Benirschke 29 yd field goal [6-74]

Attendance — 73,735

Team Statistics	Chargers	Miami
TOTAL FIRST DOWNS	33	25
Rushing	10	3
Passing	21	21
Penalty	2	1
THIRD DOWN EFFICIENCY	8-15-53%	8-16-50%
TOTAL NET YARDS	564	466
Total Plays	85	78
Avg. Per Play	6.6	6.0
NET YARDS RUSHING	149	78
Attempts	29	28
Avg. Per Rush	5.1	2.8
NET YARDS PASSING	415	388
Sacks-Lost	2-18	3-29
Gross Yds. Passing	433	417
ATT.-COMP.-INT.	54-33-1	41-30-2
Avg. Per Play	7.4	7.8

Team Statistics (cont.)	Chargers	Miami
PUNTS - No.-Avg.	4-40.3	5-42.0
Blocked	0	0
TOTAL RETURN YARDS	189	140
No.-Yds. Punt Returns	2-64	1-12
No.-Yds. Kickoff Returns	6-90	6-98
No.-Yds. Int. Returns	2-35	1-30
PENALTIES - No.-Yds.	8-45	7-44
FUMBLES - No.-Lost	3-3	2-1
TOUCHDOWNS	5	5
Rushing	1	1
Passing	3	4
Returns	1	0
EXTRA POINTS M-A	5-5	5-5
FIELD GOALS M-A	2-4	1-3
FINAL SCORE	41	38
TIME OF POSSESSION	37:44	36:08

CHARGERS					
Rushing	Att.	Yds.	Avg.	Long	TD
Muncie	24	120	5.0	18	1
Brooks	3	19	6.3	14	0
Fouts	2	10	5.0	8	0

Passing	Att.	Comp.	Yds.	S-L	TD	Lg.	HI
Fouts	53	33	433	2-18	3	47	1
Muncie	1	0	0	0-0	0	0	0

Receiving	No.	Yds.	Long	TD
Winslow	13	166	31	1
Joiner	7	108	39	0
Chandler	6	106	47	0
Brooks	4	31	9t	2
Muncie	2	5	8	0
Scales	1	17	17	0

Interceptions	No.	Yds.	Long	TD
Edwards	1	35	35	0
Buchanan	1	0	0	0

Punting	No.	Yds.	Avg.	TB	I-20	Long
Roberts	4	161	40.3	3	0	47

Punt Returns	No.	FC	Yds.	Long	TD
Chandler	1	0	56	56t	1
Brooks	1	1	8	8	0

Kickoff Returns	No.	Yds.	Long	TD
Brooks	5	75	33	0
Beaudoin	1	15	15	0

MIAMI					
Rushing	Att.	Yds.	Avg.	Long	TD
Nathan	14	48	3.4	12t	1
Franklin	9	6	0.7	3	0
Woodley	1	10	10.0	10	0
Hill	3	8	2.7	4	0
Vigorito	1	6	6.0	6	0

Passing	Att.	Comp.	Yds.	S-L	TD	Lg.	HI
Strock	42	28	397	0-0	4	50t	1
Woodley	5	2	20	3-29	0	15	1

Receiving	No.	Yds.	Long	TD
Nathan	8	108	27	1
Harris	6	106	30	0
Hardy	5	89	50t	1
Rose	4	37	15t	2
Cefalo	3	62	23	0
Vigorito	2	12	8	0
Hill	2	3	2	0

Interceptions	No.	Yds.	Long	TD
Blackwood	1	8	8	0
Small	0	22	22	0

Punting	No.	Yds.	Avg.	TB	I-20	Long
Orosz	5	210	42.0	1	0	45

Punt Returns	No.	FC	Yds.	Long	TD
Vigorito	1	0	12	12	0

Kickoff Returns	No.	Yds.	Long	TD
Walker	1	18	18	0
Vigorito	4	67	21	0
Hill	1	13	13	0

OFFENSIVE STARTERS											
WR	LT	LG	C	RG	RT	TE	WR	QB	FB	RB	
Chargers	Joiner	Shields	Wilkerson	Macek	White	Washington	Winslow	Chandler	Fouts	Muncie	
Miami	Cefalo	Giesler	Kauchenberg	Dennard	Newman	Lasko	Lee	Moore	Woodley	Hardy	Cappelletti

DEFENSIVE STARTERS											
DE	DT	DT	DE	LB	LB	LB	CB	CB	SS	FS	
Chargers	Woodcock	Johnson	Kelcher	Jones	Lowe	Horn	Williams	Buchanan	Edwards	Shaw	
Miami	Bettors	Baumbower	Herder	Brudzinski	Rhone	DuHe	Walker	Small	G. Blackwood	L. Blackwood	



1980 AFC Championship Game Oakland Raiders 34, San Diego Chargers 27 Sunday, January 11, 1981 - Jack Murphy Stadium (San Diego, CA)

Oakland took a 28-7 lead in the first half and then held off a late San Diego bid to beat the Chargers for the American Football Conference championship. On the third play from scrimmage, Raiders quarterback Jim Plunkett had a pass bounce off the hands of his intended receiver, Kenny King, and into the grasp of Raymond Chester, who took the pass in for a 65-yard score. San Diego's initial drive was halted when John Jefferson slipped on the wet turf and Dan Fouts' pass zipped into the hands of defender Lester Hayes. The Chargers tied the score minutes later on a 48-yard pass from Fouts to Charlie Joiner. Oakland retaliated with a 76-yard scoring drive, aided by a Plunkett pass to Cliff Branch for 48 yards and a pass interference penalty. By the end of the first quarter, Oakland led 21-7, and the two quarterbacks had

combined for 314 yards passing. Oakland later scored on a three-yard run by Mark Van Eeghen, making the score 28-7. San Diego scored near the end of the first half on an eight-yard pass from Fouts to Joiner. Rolf Benirschke kicked a 26-yard field goal and Chuck Muncie scored from six yards to narrow Oakland's lead to 28-24 in the third quarter. Oakland then marched 68 and 37 yards to set up two Chris Bahr field goals while running 10:38 off the clock. Trailing 34-24, Fouts took the Chargers 72 yards in 12 plays, getting a field goal from Benirschke that left them one touchdown behind with 6:52 to play, but Oakland controlled the ball for the final 6:52 and held on for the victory.



Score by Quarters

	Q1	Q2	Q3	Q4	OT	PTS.
Oakland	21	7	3	3	0	34
Chargers	7	7	10	3	0	27

OAK	1	1:35	Chester 65 yd pass from Plunkett (Bahr kick) [3-71]			
SD	1	7:04	Joiner 48 yd pass from Fouts (Benirschke kick) [3-62]			
OAK	1	11:14	Plunkett 5 yd run (Bahr kick) [7-76]			
OAK	1	13:25	King 21 yd pass from Plunkett (Bahr kick) [4-49]			
OAK	2	8:34	Van Eeghen 3 yd run (Bahr kick) [7-29]			
SD	2	13:55	Joiner 8 yd pass from Fouts (Benirschke kick) [13-64]			
SD	3	4:34	Benirschke 26 yd field goal [12-68]			
SD	3	8:47	Muncie 6 yd run (Benirschke kick) [6-41]			
OAK	3	14:11	Bahr 27 yd field goal [9-68]			
OAK	4	5:14	Bahr 33 yd field goal [10-37]			
SD	4	8:08	Benirschke 27 yd field goal [12-72]			

Attendance — 52,428

Team Statistics

	Oakland	Chargers
TOTAL FIRST DOWNS	21	26
Rushing	8	6
Passing	12	17
Penalty	1	3
THIRD DOWN EFFICIENCY	9-16-56%	8-13-62%
TOTAL NET YARDS	362	434
Total Plays	66	71
Avg. Per Play	5.5	6.1
NET YARDS RUSHING	138	83
Attempts	42	23
Avg. Per Rush	3.3	3.6
NET YARDS PASSING	224	351
Sacks-Lost	6-37	2-13
Gross Yds. Passing	261	364
ATT.-COMP.-INT.	18-14-0	46-23-2
Avg. Per Play	9.3	7.3

Team Statistics (cont.)

	Oakland	Chargers
PUNTS - No.-Avg.	4-56.0	2-40.5
Blocked	0	0
TOTAL RETURN YARDS	164	140
No.-Yds. Punt Returns	2-20	2-41
No.-Yds. Kickoff Returns	6-103	6-99
No.-Yds. Int. Returns	2-41	0-0
PENALTIES - No.-Yds.	7-54	6-45
FUMBLES - No.-Lost	0-0	5-1
TOUCHDOWNS	4	3
Rushing	2	1
Passing	2	2
Returns	0	0
EXTRA POINTS M-A	4-4	3-3
FIELD GOALS M-A	2-2	2-2
FINAL SCORE	34	27
TIME OF POSSESSION	35:03	24:57

OAKLAND

Rushing	Att.	Yds.	Avg.	Long	TD
Van Eeghen	20	85	4.3	10	0
King	11	35	3.2	8	0
Jensen	2	7	3.5	4	0
Plunkett	4	6	1.5	5t	1
Whittington	5	5	1.0	2	0

Passing	Att.	Comp.	Yds.	S-L	TD	Lg.	HI
Plunkett	18	14	261	6-37	2	65t	0

Receiving	No.	Yds.	Long	TD
Chester	5	102	65t	1
Branch	3	78	48	0
King	2	43	22	1
Chandler	2	27	16	0
Whittington	2	11	6	0

Interceptions	No.	Yds.	Long	TD
Owens	1	25	25	0
Hayes	1	16	16	0

Punting	No.	Yds.	Avg.	TB	I-20	Long
Guy	4	224	56.0	1	0	71

Punt Returns	No.	FC	Yds.	Long	TD
Matthews	2	0	20	14	0

Kickoff Returns	No.	Yds.	Long	TD
Whittington	4	67	24	0
Moody	2	36	21	0

CHARGERS

Rushing	Att.	Yds.	Avg.	Long	TD
Thomas	12	48	4.0	9	0
Muncie	9	34	3.8	16	1
Fouts	1	2	2.0	2	0
Smith	1	-1	-1.0	-1	0

Passing	Att.	Comp.	Yds.	S-L	TD	Lg.	HI
Fouts	45	22	336	2-13	2	55	2
Winslow	1	1	28	0-0	0	28	0

Receiving	No.	Yds.	Long	TD
Joiner	6	130	48t	2
Thomas	5	40	24	0
Jefferson	4	71	28	0
Smith	3	76	55	0
Winslow	3	42	21	0
Muncie	2	5	3	0

Interceptions	No.	Yds.	Long	TD
None				

Punting	No.	Yds.	Avg.	TB	I-20	Long
Partridge	2	81	40.5	0	0	41

Punt Returns	No.	FC	Yds.	Long	TD
Fuller	2	1	41	28	0

Kickoff Returns	No.	Yds.	Long	TD
Bauer	5	89	27	0
Duncan	1	10	10	0

OFFENSIVE STARTERS

Oakland	WR	LT	LG	C	RG	RT	TE	WR	QB	FB	RB
Chargers	Branch Joiner	Shell Shields	Upshaw Wilkerson	Dalby Macek	Marvin White	Lawrence Audick	Chester Winslow	Chandler Jefferson	Plunkett Fouts	King Muncie	Van Eeghen Smith

DEFENSIVE STARTERS


Oakland	DE	DT	DT	DE	LB	LB	LB	CB	CB	SS	FS
Chargers	Matuszak Dean	Kinlaw Johnson	Browning Kelcher	Hendricks Jones	Millen Preston	Nelson Horn	Martin Lowe	Hayes Williams	O'Steen Buchanan	Davis Edwards	Owens Fuller



1980 AFC Divisonal Playoffs San Diego Chargers 20, Buffalo Bills 14 Saturday, January 3, 1981 - San Diego Stadium (San Diego, CA)

Quarterback Dan Fouts connected with Ron Smith on a 50-yard touchdown pass with 2:08 remaining in the fourth quarter. Fouts completed the pass on a third-down-and-10 situation with the Chargers trailing 14-13. The Chargers advanced to the American Football Conference championship against Oakland. Fouts completed 22 of 37 passes for 314 yards and two touchdowns. This was the 20th time in Fouts' career he passed for more than 300 yards in a game. The Chargers' defense held Buffalo to 97 yards rushing. The 50-yard, game-winning touchdown pass was the longest reception of Smith's career. He had caught four passes for 48 yards during the 1980 regular season. The Chargers trailed at halftime, 14-13. Momentum changed after halftime with the

Chargers going 70 yards in four plays for a touchdown on the first series. Chuck Muncie ran for 18 yards, then Charlie Joiner caught a 45-yard pass, the next play resulted in a two-yard loss and then Joiner capped off the drive with a nine-yard scoring reception, making the score 14-10. A 22-yard field goal by Rolf Benirschke narrowed the gap to 14-13 in the fourth period. The Chargers started their final drive at the Buffalo 31-yard line with 3:59 to play. Two passes, two yards to Mike Thomas and 17 yards to John Jefferson got the ball to the 50-yard line.



Score by Quarters	Q1	Q2	Q3	Q4	OT	PTS.
Buffalo	0	14	0	0	0	14
Chargers	3	0	7	10	0	20

SD	1	11:16	Benirschke 22 yd field goal [12-69]
BUF	2	:44	Leaks 1 yd run (Mike-Mayer kick) [12-72]
BUF	2	14:44	Lewis 9 yd pass from Ferguson (Mike-Mayer kick) [4-33]
SD	3	1:34	Joiner 9 yd pass from Fouts (Benirschke kick) [4-70]
SD	4	:51	Benirschke 22 yd field goal [8-45]
SD	4	12:52	Smith 50 yd pass from Fouts (Benirschke kick) [5-69]
Attendance — 52,028			

Team Statistics	Buffalo	Chargers
TOTAL FIRST DOWNS	17	21
Rushing	6	6
Passing	9	14
Penalty	2	1
THIRD DOWN EFFICIENCY	5-14-36%	2-11-18%
TOTAL NET YARDS	244	397
Total Plays	66	64
Avg. Per Play	3.7	6.2
NET YARDS RUSHING	97	96
Attempts	33	25
Avg. Per Rush	2.9	3.8
NET YARDS PASSING	147	301
Sacks-Lost	3-33	2-13
Gross Yds. Passing	180	314
ATT.-COMP.-INT.	30-15-3	37-22-1
Avg. Per Play	4.5	7.7

Team Statistics (cont.)	Buffalo	Chargers
PUNTS - No.-Avg.	6-44.5	4-27.8
Blocked	0	1
TOTAL RETURN YARDS	97	126
No.-Yds. Punt Returns	2-13	3-29
No.-Yds. Kickoff Returns	5-84	3-50
No.-Yds. Int. Returns	1-0	3-47
PENALTIES - No.-Yds.	5-40	6-66
FUMBLES - No.-Lost	0-0	3-2
TOUCHDOWNS	2	2
Rushing	1	0
Passing	1	2
Returns	0	0
EXTRA POINTS M-A	2-2	2-2
FIELD GOALS M-A	0-2	2-3
FINAL SCORE	14	20
TIME OF POSSESSION	33:14	26:46

BUFFALO						
Rushing	Att.	Yds.	Avg.	Long	TD	
Cribbs	18	53	2.9	9	0	
Manucci	2	21	10.5	15	0	
Brown	9	17	1.9	5	0	
Leaks	4	6	1.5	2	1	
Passing	Att.	Comp.	Yds.	S-L	TD	Lg.
Ferguson	24	15	180	3-33	1	19
Manucci	1	0	0	0-0	0	0
Receiving	No.	Yds.	Long	TD		
Brammer	4	62	19	0		
Cribbs	4	36	11	0		
Lewis	3	45	18	1		
Butler	2	19	12	0		
Hooks	1	1	1	0		
Leaks	1	17	17	0		
Interceptions	No.	Yds.	Long	TD		
Simpson	1	0	0	0		
Punting	No.	Yds.	Avg.	TB	I-20	Long
Cater	6	267	44.5	2	0	55
Punt Returns	No.	FC	Yds.	Long	TD	
Hooks	2	0	13	7	0	
Kickoff Returns	No.	Yds.	Long	TD		
Solomon	5	84	26	0		

CHARGERS						
Rushing	Att.	Yds.	Avg.	Long	TD	
Muncie	18	80	4.4	18	0	
Thomas	5	22	4.4	8	0	
Fouts	2	-6	-3.0	-3	0	
Passing	Att.	Comp.	Yds.	S-L	TD	Lg.
Fouts	37	22	314	2-13	2	50t
Receiving	No.	Yds.	Long	TD		
Jefferson	7	102	24	0		
Muncie	6	53	16	0		
Joiner	4	83	45	1		
McCrary	2	19	11	0		
Smith	1	50	50t	1		
Winslow	1	5	5	0		
Thomas	1	2	2	0		
Interceptions	No.	Yds.	Long	TD		
Edwards	2	27	15	0		
Fuller	1	20	20	0		
Punting	No.	Yds.	Avg.	TB	I-20	Long
Partridge	3	111	37.0	0	0	52
Punt Returns	No.	FC	Yds.	Long	TD	
Fuller	3	1	29	11	0	
Kickoff Returns	No.	Yds.	Long	TD		
Bauer	2	39	25	0		
Duncan	1	11	11	0		

	WR	LT	LG	C	RG	RT	TE	WR	QB	FB	RB
Buffalo	Butler	Jones	McKenzie	Grant	Dobler	Devlin	Brammer	Lewis	Ferguson	Brown	Cribbs
Chargers	Joiner	Shields	Wilkerson	Macek	White	Audick	Winslow	Jefferson	Fouts	Muncie	McCrary
	DE	DT	DT	DE	LB	LB	LB	CB	CB	SS	FS
Buffalo	Williams	Smerlas	White	Sanford	Haslett	Nelson	Robertson	Clark	Romes	Freeman	Simpson
Chargers	DeJurnett	Johnson	Kelcher	Jones	Preston	Horn	Lowie	Williams	Buchanan	Edwards	Fuller



1979 AFC Divisonal Playoffs Houston Oilers 17, San Diego Chargers 14 Saturday, December 29, 1979 - San Diego Stadium (San Diego, CA)

The Chargers 1979 season, featuring one of the best teams in franchise history, ended in disappointment as the Bolts fell to the Houston Oilers, 17-14, in a Divisonal Playoff game at San Diego Stadium. The Chargers were rolling early and took a 7-0 lead on Clarence Williams' one-yard touchdown on the Bolts first offensive possession of the game. Houston scored 10 unanswered points in the second quarter and led at the half, 10-7. On the opening drive of the third quarter, San Diego reclaimed the lead when Lydell Mitchell capped off a six-play, 65-yard

drive with an eight-yard touchdown for a 14-10 lead. Houston came back later in the quarter as Mike Renfro caught a 47-yard touchdown pass from Gifford Nielsen and the Oilers jumped out to a 17-14 lead. The Chargers tried to fight back in the fourth quarter, but two Dan Fouts interceptions proved costly and Houston upset the Chargers and eliminated them from the playoffs.



Score by Quarters	Q1	Q2	Q3	Q4	OT	PTS.
Houston	0	10	7	0	0	17
Chargers	7	0	7	0	0	14

SD	1	10:11	Williams 1 yd run (Wood kick) [11-81]
HOU	2	10:58	Fritsch 26 yd field goal [5-20]
HOU	2	14:41	Clark 1 yd run (Fritsch kick) [8-38]
SD	3	1:52	Mitchell 8 yd run (Wood kick) [6-65]
HOU	3	12:55	Renfro 47 yd pass from Nielsen (Fritsch kick) [3-46]

Attendance — 51,192

Team Statistics	Houston	Chargers
TOTAL FIRST DOWNS	15	25
Rushing	9	6
Passing	5	17
Penalty	1	2
THIRD DOWN EFFICIENCY	8-16-50%	7-13-54%
TOTAL NET YARDS	259	380
Total Plays	59	68
Avg. Per Play	4.4	5.6
NET YARDS RUSHING	148	63
Attempts	40	19
Avg. Per Rush	3.7	3.3
NET YARDS PASSING	111	317
Sacks-Lost	0-0	2-16
Gross Yds. Passing	111	333
ATT.-COMP.-INT.	19-10-1	47-25-5
Avg. Per Play	5.8	6.5

Team Statistics (cont.)	Houston	Chargers
PUNTS - No.-Avg.	6-40.7	2-32.0
Blocked	0	0
TOTAL RETURN YARDS	89	113
No.-Yds. Punt Returns	1-25	3-29
No.-Yds. Kickoff Returns	3-53	4-84
No.-Yds. Int. Returns	5-11	1-0
PENALTIES - No.-Yds.	5-45	6-30
FUMBLES - No.-Lost	0-0	0-0
TOUCHDOWNS	2	2
Rushing	1	2
Passing	1	0
Returns	0	0
EXTRA POINTS M-A	2-2	2-2
FIELD GOALS M-A	1-1	0-1
FINAL SCORE	17	14
TIME OF POSSESSION	30:06	29:54

HOUSTON							
Rushing	Att.	Yds.	Avg.	Long	TD		
Carpenter	18	67	3.7	11	0		
Wilson	11	39	3.5	14	0		
Clark	9	30	3.3	11	1		
Nielsen	2	12	6.0	14	0		
Passing	Att.	Comp.	Yds.	S-L	TD	Lg.	HI
Nielsen	19	10	111	0-0	1	47t	1
Receiving	No.	Yds.	Long	TD			
Carpenter	4	23	7	0			
T. Wilson	3	16	10	0			
Renfro	1	47	47t	1			
Coleman	1	13	13	0			
Barber	1	12	12	0			
Interceptions	No.	Yds.	Long	TD			
Perry	4	0	0	0			
Reinfeldt	0	8	8	0			
J.C. Wilson	1	3	3	0			
Punting	No.	Yds.	Avg.	TB	I-20	Long	
Parsley	6	248	40.7	0	2	50	
Punt Returns	No.	FC	Yds.	Long	TD		
Ellender	1	1	25	25	0		
Kickoff Returns	No.	Yds.	Long	TD			
Hartwig	2	37	24	0			
Ellender	1	16	16	0			

CHARGERS							
Rushing	Att.	Yds.	Avg.	Long	TD		
Mitchell	8	33	4.1	8t	1		
C. Williams	11	30	2.7	8	1		
Passing	Att.	Comp.	Yds.	S-L	TD	Lg.	HI
Fouts	47	25	333	2-16	0	34	5
Receiving	No.	Yds.	Long	TD			
Mitchell	4	26	9	0			
McCrary	1	34	34	0			
Jefferson	4	70	21	0			
C. Williams	4	30	12	0			
Joiner	4	81	30	0			
Floyd	3	51	23	0			
Klein	5	41	16	0			
Interceptions	No.	Yds.	Long	TD			
M. Williams	1	0	0	0			
Punting	No.	Yds.	Avg.	TB	I-20	Long	
West	2	64	32.0	0	0	35	
Punt Returns	No.	FC	Yds.	Long	TD		
Fuller	3	1	29	15	0		
Kickoff Returns	No.	Yds.	Long	TD			
Owens	3	60	27	0			
Bauer	1	24	24	0			

OFFENSIVE STARTERS											
	WR	LT	LG	C	RG	RT	TE	WR	QB	FB	RB
Houston	Renfro	Gray	Carter	Mauck	Fisher	Hayman	Barber	Caster	Nielsen	Carpenter	Wilson
Chargers	Jefferson	Shields	Wilkerson	Rush	White	Washington	Klein	Joiner	Fouts	Williams	Mitchell
DEFENSIVE STARTERS											
	DE	DT	DT	DE	LB	LB	LB	CB	CB	SS	FS
Houston	Dorris	Culp	Bethea	Washington	Bingham	Stringer	Brazile	Wilson	Sternrick	Pery	Reinfeldt
Chargers	Jones	Young	Johnson	Dean	Preston	Horn	Lowe	Buchanan	Williams	Fuller	Shaw




HISTORY

1965 AFL Championship Game Buffalo Bills 23, San Diego Chargers 0 Sunday, December 26, 1965 - Balboa Stadium (San Diego, CA)

It was the same two teams that met in the 1964 Championship game with the scene shifting from the East to the West Coast. But there obviously was no hometown advantage for the San Diego Chargers. Coach Lou Saban's Buffalo Bills found the 59-degree weather much to their liking in San Diego's Balboa Stadium, rolling to a 23-0 victory before 30,361 downhearted fans. San Diego's offensive unit was unable to generate any type of serious attack after the first quarter and the Jack Kemp-led Bills broke loose in the second period. Kemp teamed with end Ernie Warlick for the initial score, an 18-yard pass play

capping a 60-yard drive. Just 2:20 later, the Bills struck again on a 74-yard punt return by Butch Byrd and at halftime, Buffalo was ahead 14-0. In the second half, the Chargers were able to contain Buffalo's ground game and Kemp's passing, but couldn't stop the talented toe of placekicker Pete Gogolak. His soccer-style kicks connected twice in the third quarter from 11 and 39 yards and once more in the final period from 32 yards.



Score by Quarters	Q1	Q2	Q3	Q4	OT	PTS.
Buffalo	0	14	6	3	0	23
Chargers	0	0	0	0	0	0

BUF	2	4:59	Warlick 18 yd pass from Kemp (Gogolak kick)
BUF	2	2:29	Byrd 74 yd punt return (Gogolak kick)
BUF	3	9:21	Gogolak 11 yd field goal
BUF	3	:45	Gogolak 39 yd field goal
BUF	4	11:45	Gogolak 32 yd field goal
Attendance — 30,361			

Team Statistics	Buffalo	Chargers
TOTAL FIRST DOWNS	14	12
Rushing	4	5
Passing	9	7
Penalty	1	0
NET YARDS RUSHING	108	104
Attempts	36	27
Yards Gained	112	127
Yards Lost	4	23
Avg. Per Rush	3.0	3.9
NET YARDS PASSING	152	119
Attempts	20	25
Completions	9	12
Interceptions	1	2
TOTAL OFFENSE	260	223

Team Statistics (cont.)	Buffalo	Chargers
Total Plays	58	57
Avg. Per Play	4.5	3.9
INTERCEPTION RET. YARDS	36	0
Interceptions	2	1
NUMBER OF PUNTS	4	7
Punt Yards	185	285
Blocked	0	0
PUNT RETURN YARDS	87	12
Returns	3	1
KICKOFF RETURN YARDS	17	97
Returns	1	3
PENALTY YARDS	21	41
Penalties	2	3
FUMBLES/LOST	1/0	1/0

BUFFALO						
Rushing	Att.	Gain	Loss	Net	TD	Long
Carlton	16	63	0	63	0	8
Joe	16	39	4	35	0	11
Stone	3	5	0	5	0	2
Smith	1	5	0	5	0	5
Passing	Att.	Comp.	Int.	Yds.	TD	Long
Kemp	19	8	1	155	1	49
Lamonica	1	1	0	12	0	12
Receiving	No.	Yds.	TD	Long		
Roberson	3	88	0	49		
Warlick	3	35	1	18		
Costa	2	32	0	22		
Tracy	1	12	0	12		
Interceptions	No.	Yds.	TD	Long		
Byrd	1	24	0	24		
Jacobs	1	12	0	12		
Kickoff Returns	No.	Yds.	Avg.	Long		
Warner	1	17	17.0	17		
Punt Returns	No.	Yds.	Avg.	Long		
Byrd	3	87	29.0	74		

CHARGERS						
Rushing	Att.	Gain	Loss	Net	TD	Long
Lowe	12	65	8	57	0	47
Foster	2	10	1	9	0	10
Hadl	8	36	12	24	0	8
Lincoln	4	16	0	16	0	10
Breaux	1	0	2	-2	0	-2
Passing	Att.	Comp.	Int.	Yds.	TD	Long
Hadl	23	11	2	140	0	35
Breaux	2	1	0	24	0	24
Receiving	No.	Yds.	TD	Long		
Alworth	4	82	0	25		
Lowe	3	3	0	2		
Norton	1	35	0	35		
Farr	1	24	0	24		
MacKinnon	1	10	0	10		
Lincoln	1	7	0	7		
Kocourek	1	3	0	3		
Interceptions	No.	Yds.	TD	Long		
Warren	1	0	0	0		
Kickoff Returns	No.	Yds.	Avg.	Long		
Duncan	2	62	31.0	49		
Farr	1	35	35.0	35		
Punt Returns	No.	Yds.	Avg.	Long		
Duncan	1	12	12.0	12		

OFFENSIVE STARTERS											
	E	T	G	C	G	T	E	QB	HB	HB	FB
Chargers	Norton	Wright	Park	Gruneisen	Sweeney	Mix	Kocourek	Hadl	Lowe	Alworth	Foster
Buffalo	Rutkowski	Barber	Shaw	Bemiller	O'Donnell	Hudson	Costa	Kemp	Roberson	Joe	Carlton

DEFENSIVE STARTERS											
	DE	DT	DT	DE	LB	LB	LB	CB	CB	S	S
Chargers	Faison	Gross	Ladd	Petrich	Degen	Allen	Buncom	Warren	Duncan	Graham	Whitehead
Buffalo	McDole	Sestak	Dunaway	Day	Tracey	Jacobs	Stratton	Edgerson	Byrd	Saimes	Clarke



1964 AFL Championship Game Buffalo Bills 20, San Diego Chargers 7 Sunday, December 26, 1964 - War Memorial Stadium (Buffalo, NY)

Lou Saban sent his Buffalo Bills out for a post-Christmas gift after three lean years and one near miss in the American Football League. The Bills found what they were looking for and wrapped up the defending champion San Diego Chargers, 20-7, for the AFL Championship before 40,242 howling hometown fans. The Chargers started out as if they meant to repeat their 51-10 conquest of the Boston Patriots in the 1963 title game. They boomed from their own 20 in four plays with the payoff a 26-yard strike from retiring quarterback Tobin Rote to tight end Dave Kocourek. Keith Lincoln's PAT at 2:16 of the first period was the last time San Diego got on the scoreboard. Disaster soon struck the

visitors when Lincoln was forced out of action with a broken rib on "the tackle heard around the world" by Buffalo linebacker Mike Stratton. Coupled with the absence of Lance Alworth, the injury to Lincoln left the Chargers offense impotent. Buffalo forged to a 13-7 halftime lead on field goals from 12 and 17 yards by rookie ace Pete Gogolak and a four-yard touchdown run by half-back Wray Carlton. The Bills tallied again in the final quarter on a sneak by quarterback Jack Kemp.



Score by Quarters	Q1	Q2	Q3	Q4	OT	PTS.
Chargers	7	0	0	0	0	7
Buffalo	3	10	0	7	0	20

SD	1	11:49	Kocourek 26 yd pass from Rote (Lincoln kick)
BUF	1	4:20	Gogolak 12 yd field goal
BUF	2	7:11	Carlton 4 yd run (Gogolak kick)
BUF	2	2:28	Gogolak 17 yd field goal
BUF	4	9:12	Kemp 1 yd run (Gogolak kick)
Attendance — 40,242			

Team Statistics	Chargers	Buffalo
TOTAL FIRST DOWNS	15	21
Rushing	7	12
Passing	7	8
Penalty	1	1
NET YARDS RUSHING	124	219
NET YARDS PASSING	135	168
Attempts	36	20
Completions	13	10
Interceptions	3	0
TOTAL OFFENSE	259	387
INTERCEPTION RET. YARDS	0	8

Team Statistics (cont.)	Chargers	Buffalo
Interceptions	0	3
PUNTING AVERAGE	36.4	46.8
Punts	5	5
PUNT RETURN YARDS	58	6
Returns	2	1
KICKOFF RETURN YARDS	175	71
Returns	4	2
PENALTY YARDS	20	45
Penalties	3	3
FUMBLES/LOST	1/0	0/0

CHARGERS					
Rushing	No.	Yds.	TD	Long	
Lincoln	3	47	0	38	
Lowe	7	34	0	16	
MacKinnon	1	17	0	17	
Kinderman	4	14	0	7	
Hadl	1	13	0	13	
Rote	1	6	0	6	
Norton	1	-7	0	-7	
Passing	Att.	Comp.	Int.	Yds.	TD
Rote	26	10	2	118	1
Hadl	10	3	1	31	0
Receiving	No.	Yds.	TD	Long	
Kinderman	4	52	0	22	
MacKinnon	3	12	0	7	
Kocourek	2	52	1	26	
Lowe	2	9	0	8	
Norton	1	13	0	13	
Lincoln	1	11	0	11	
Interceptions	No.	Yds.	TD	Long	
None					
Kickoff Returns	No.	Yds.	Avg.	Long	
Duncan	3	147	49.0	72	
Warren	1	28	28.0	28	
Punt Returns	No.	Yds.	Avg.	Long	
Robinson	1	30	30.0	30	
Duncan	1	28	28.0	28	

BUFFALO					
Rushing	No.	Yds.	TD	Long	
Gilchrist	16	122	0	39	
Carlton	18	70	1	13	
Kemp	5	16	1	12	
Dubenion	1	9	0	9	
Lamonica	1	2	0	2	
Passing	Att.	Comp.	Int.	Yds.	TD
Kemp	20	10	0	188	0
Receiving	No.	Yds.	TD	Long	
Dubenion	3	56	0	26	
Bass	2	70	0	50	
Warlick	2	41	0	26	
Gilchrist	2	22	0	15	
Ross	1	-1	0	-1	
Interceptions	No.	Yds.	TD	Long	
Warner	1	8	0	8	
Stratton	1	0	0	0	
Byrd	1	0	0	0	
Kickoff Returns	No.	Yds.	Avg.	Long	
Rutkowski	1	27	27.0	27	
Warner	1	17	17.0	17	
Punt Returns	No.	Yds.	Avg.	Long	
Clarke	1	6	6.0	6	

OFFENSIVE STARTERS

	E	T	G	C	G	T	E	QB	HB	HB	FB
Chargers	Norton	Mix	Sweeney	Rogers	Shea	Wright	Kocourek	Rote	Lowe	Robinson	Lincoln
Buffalo	Bass	Barber	Shaw	Cudzik	Bemiller	Hudson	Warlick	Kemp	Carlton	Dubenion	Gilchrist

DEFENSIVE STARTERS

	DE	DT	DT	DE	LB	LB	LB	CB	CB	S	S
Chargers	Faison	Ladd	Gross	Petrich	Carpenter	Buncom	Allen	Westmoreland	Warren	Graham	Whitehead
Buffalo	McDole	Sestak	Dunaway	Day	Stratton	Jacobs	Tracey	Byrd	Warner	Saimes	Sykes




HISTORY

1963 AFL Championship Game San Diego Chargers 51, Boston Patriots 10 Sunday, January 5, 1964 - Balboa Stadium (San Diego, CA)

Before 30,127 in Balboa Stadium and 30 million more on national television, Keith Lincoln ran, caught and passed like no other athlete ever has in a professional title match as the Californians crumbled the Boston Patriots, 51-10. The Chargers' offense produced 610 yards. Lincoln accounted for 349 of them in virtuoso performance that included a touchdown sprint of 67 yards, a touchdown reception of 25 yards, 206 yards gained rushing, 123 gained pass receiving and 20 gained passing. Lincoln's heroics were mightily abated by the others on a San Diego team that played with brilliance any professional team must respect, including the Bears. It was a powerhouse show by a team that had failed in two previous tries to win the AFL title. Houston outscored

the Chargers, 24-16, in 1960 and beat 'em 10-3 in 1961. But the Patriots, with the league's proudest defensive outfit, were no match for the San Diegans. Splendidly prepared by Sid Gilman to combat Boston's almost constantly rushing linebackers, the Chargers scored on their fourth scrimmage play, on their sixth and on their 10th. The Patriots' ground attack suffered after fullback Larry Garron incurred a head injury midway through the second period. Garron later returned to the game but remained in it only briefly. The Patriots scored on a seven-yard run by Garron and a 15-yard field goal by Gino Cappelletti.



Score by Quarters	Q1	Q2	Q3	Q4	OT	PTS.
Boston	7	3	0	0	0	10
Chargers	21	10	7	13	0	51

SD	1	13:31	Rote 2 yd run (Blair kick) [4-72]
SD	1	10:48	Lincoln 67 yd run (Blair kick) [2-67]
BP	1	7:01	Garron 7 yd run (Cappelletti kick) [7-66]
SD	1	4:44	Lowe 58 yd run (Blair kick) [4-73]
SD	2	7:05	Blair 11 yd field goal [7-74]
BP	2	2:41	Cappelletti 15 yd field goal [11-68]
SD	2	:48	Norton 14 yd pass from Rote (Blair kick) [8-57]
SD	3	9:14	Alworth 48 yd pass from Rote (Blair kick) [6-80]
SD	4	6:47	Lincoln 25 yd pass from Hadl (pass failed) [6-45]
SD	4	1:19	Hadl 1 yd run (Blair kick) [11-80]
Attendance — 30,127			

Team Statistics	Boston	Chargers
TOTAL FIRST DOWNS	14	21
Rushing	6	11
Passing	8	9
Penalty	0	1
NET YARDS RUSHING	75	318
Attempts	16	32
Yards Gained	77	328
Yards Lost	2	10
NET YARDS PASSING	186	292
Attempts	37	26
Completions	17	17
Interceptions	2	0
TOTAL OFFENSE	263	610

Team Statistics (cont.)	Boston	Chargers
Total Plays	59	60
INTERCEPTION RET. YARDS	0	15
Interceptions	0	2
PUNTING AVERAGE	47	44
Punts	7	2
Blocked	0	0
PUNT RETURN YARDS	0	0
Returns	0	0
KICKOFF RETURN YARDS	122	70
Returns	9	3
PENALTY YARDS	18	30
Penalties	1	6
FUMBLES/LOST	1-0	1-1

BOSTON

Rushing	Att.	Gain	Loss	Net	Avg.	Long
Burton	7	5	2	3	3.0	3
Garron	3	15	0	15	5.0	7
Crump	7	18	0	18	2.6	6
Lott	3	15	0	15	5.0	6
Yewcic	1	14	0	14	14.0	14
Parilli	1	10	0	10	10.0	10

Passing	Att.	Comp.	Int.	Yds.	TD	Long
Parilli	29	14	1	189	0	45
Yewcic	8	3	1	39	0	23

Receiving	No.	Yds.	TD	Long
Cappelletti	2	72	0	49
Garron	2	6	0	5
Burton	4	12	0	8
Crump	2	28	0	28
Coleclough	3	26	0	10
Graham	2	68	0	45
Lott	2	16	0	11

Interceptions	No.	Yds.	TD	Long
None				

Kickoff Returns	No.	Yds.	Avg.	Long
Crump	2	31	16.5	22
Garron	2	32	16.0	17
Yates	1	5	5.0	5
Burton	2	27	13.5	18
Suci	1	18	18.0	18
Romeo	1	9	9.0	9

Punt Returns	No.	Yds.	Avg.	Long
None				

CHARGERS

Rushing	Att.	Gain	Loss	Net	Avg.	Long
Lincoln	13	214	8	206	15.8	67
Lowe	12	96	2	94	7.8	58
Rote	4	15	0	15	3.8	10
Jackson	1	0	0	0	0.0	0
Hadl	1	1	0	1	1.0	1
McDougall	1	2	0	2	2.0	2

Passing	Att.	Comp.	Int.	Yds.	TD	Long
Rote	15	10	0	173	2	48
Hadl	10	6	0	112	1	38
Lincoln	1	1	0	20	0	20

Receiving	No.	Yds.	TD	Long
Lincoln	7	123	1	32
Alworth	4	77	1	48
Kocourek	1	5	0	5
Norton	2	44	1	30
MacKinnon	2	53	0	33
McDougall	1	4	0	4

Interceptions	No.	Yds.	TD	Long
Mitinger	1	5	0	5
Maguire	1	10	0	10

Kickoff Returns	No.	Yds.	Avg.	Long
Alworth	2	47	23.5	28
Lowe	1	23	23.0	23

Punt Returns	No.	Yds.	Avg.	Long
None				

OFFENSIVE STARTERS

Boston	E	T	G	C	G	T	E	QB	HB	HB	FB
Chargers	Cappelletti	Oakes	Long	Cudzik	Neightors	Graham	Romeo	Parilli	Burton	Coldough	Garron
	Norton	Wright	DeLuca	Rogers	Shea	Mix	Kocourek	Rote	Lowe	Alworth	Lincoln

DEFENSIVE STARTERS

Boston	DE	DT	DT	DE	LB	LB	LB	CB	CB	S	S
Chargers	Eisenhauer	Richardson	Antwine	Dee	Addison	Buoniconiti	Rudolph	Felt	Suci	Hall	O'Hanley
	Faison	Schmidt	Gross	Petrich	Karas	Allen	Maguire	Whitehead	Harris	Blair	Glick


HISTORY



1961 AFL Championship Game Houston Oilers 10, San Diego Chargers 3 Sunday, December 24, 1961 - Balboa Stadium (San Diego, CA)

The 1961 American Football League Championship game in San Diego's Balboa Stadium was a carbon copy of the previous season's title game in that the Houston Oilers beat the San Diego Chargers 10-3. On Jan. 1, 1961, the Oilers edged the Chargers, 24-16, in Houston's Jeppesen Stadium. A live audience of 29,556 fans and a nationwide television audience estimated in the vicinity of 40 million viewers witnessed a monument to defensive football at its best. The crowd at the stadium was limited because the game was played on Christmas Eve and the game was telecast into the Los Angeles area and many San Diegans

received LA's ABC affiliate, Channel 7. The Oilers scored on a 46-yard field goal by George Blanda midway through the second quarter and added the clincher, a 35-yard touchdown pass by Blanda to Billy Cannon, late in the third quarter. The Chargers only scoring came on a 12-yard field goal early in the final period. Indication of the evenness of the ballgame is that both clubs had a total net offense of 256 yards.



Score by Quarters	Q1	Q2	Q3	Q4	OT	PTS.
Houston	0	3	7	0	0	10
Chargers	0	0	0	3	0	3

HOU 2 8:06 Blanda 46-yard field goal [4-0]
 HOU 3 11:39 Cannon 35 yd pass from Blanda (Blanda kick) [10-45]
 SD 4 :39 Blair 12 yd field goal [7-33]
 Attendance — 29,556

Team Statistics	Houston	Chargers
TOTAL FIRST DOWNS	18	15
Rushing	6	6
Passing	8	8
Penalty	4	1
NET YARDS RUSHING	96	79
Attempts	33	20
Yards Gained	113	100
Yards Lost	17	21
NET YARDS PASSING	160	177
Attempts	41	32
Completions	18	17
Interceptions	6	4
TOTAL OFFENSE	256	256

Team Statistics (cont.)	Houston	Chargers
Total Plays	74	58
INTERCEPTION RET. YARDS	60	7
Interceptions	4	6
PUNTING AVERAGE	41.5	33.3
Punts	4	6
Blocked	0	0
PUNT RETURN YARDS	0	16
Returns	0	1
KICKOFF RETURN YARDS	0	50
Returns	0	2
PENALTY YARDS	68	106
Penalties	5	10
FUMBLES/LOST	5/1	2/2

HOUSTON						
Rushing	Att.	Gain	Loss	Net	Avg.	TD
Cannon	15	58	10	48	3.2	0
Tolar	16	54	2	52	3.3	0
Blanda	2	1	5	-4	0.2	0
Passing	Att.	Comp.	Int.	Yds.	TD	Long
Blanda	40	18	5	160	1	35
Groman	1	0	1	0	0	0
Receiving	No.	Yds.	TD	Long		
Cannon	5	53	1	35		
Hennigan	5	43	0	14		
Groman	3	32	0	19		
Deyveall	2	10	0	11		
McLeod	1	20	0	20		
Tolar	2	2	0	8		
Interceptions	No.	Yds.	TD	Long		
Cline	1	7	0	7		
Glick	1	0	0	0		
Johnston	1	0	0	0		
Spence	1	0	0	0		
Kickoff Returns	No.	Yds.	Avg.	Long		
Lowe	1	27	27.0	27		
Roberson	1	23	23.0	23		
Punt Returns	No.	Yds.	Avg.	Long		
Lincoln	1	16	16.0	16		

CHARGERS						
Rushing	Att.	Gain	Loss	Net	Avg.	TD
Roberson	8	45	8	37	4.6	0
Lowe	5	30	0	30	6.0	0
Kemp	4	18	13	5	1.3	0
Lincoln	3	7	0	7	2.3	0
Passing	Att.	Comp.	Int.	Yds.	TD	Long
Kemp	32	17	4	226	0	40
Receiving	No.	Yds.	TD	Long		
Kocourek	7	123	0	40		
Norton	3	48	0	28		
Flowers	2	17	0	9		
Lowe	1	10	0	10		
Roberson	1	11	0	11		
Scarpitto	1	9	0	9		
Hayes	1	5	0	5		
Lincoln	1	3	0	3		
Interceptions	No.	Yds.	TD	Long		
Whitehead	2	45	0	41		
McNeil	2	15	0	15		
Zeman	2	0	0	0		
Kickoff Returns	No.	Yds.	Avg.	Long		
None						
Punt Returns	No.	Yds.	Avg.	Long		
None						

OFFENSIVE STARTERS											
	LE	LT	LG	C	RG	RT	RE	QB	LH	RH	FB
Chargers	Norton	Wright	Barnes	Rogers	DeLuca	Plunkett	Kocourek	Kemp	Lowe	Scarpitto	Lincoln
Houston	Groman	Jamison	Talamini	Schmidt	Wharton	Michael	Dewweall	Blanda	Cannon	Hennigan	Tolar


DEFENSIVE STARTERS											
	LE	LT	RT	RE	LLB	MLB	RLB	LC	LS	RS	RC
Chargers	Faison	Hudson	Schmidt	Nery	Schleicher	Karas	Laraba	Gibson	Zeman	McNeil	Harris
Houston	Allen	Shirkey	Husmann	Floyd	Cline	Morris	Dukes	Banfield	Norton	Glick	Johnston



1960 AFL Championship Game Houston Oilers 24, Los Angeles Chargers 16 Sunday, January 1, 1961 - Jeppesen Stadium (Houston, TX)

The American Football League's first championship game took place Jan. 1, 1961 between the Eastern Division champion Houston Oilers and the Western Division champion Los Angeles Chargers in Jeppesen Stadium, home of the Eastern titlists. The outcome: Houston 24, Los Angeles 16. In 50 degree weather with 70 percent humidity due to week-long rains, the Chargers took on the Oilers before a live crowd of 32,183 and a television audience of approximately 45 million viewers. Ben Agajanian kicked field goals of 38 and 22 yards to give the Oilers a 6-0 first quarter lead. In the second quarter, Houston's George Blanda hit Dave Smith on a 17-yard touchdown pass, added the conversion and kicked an 18-yard field goal. Agajanian kicked a 27-yard field goal with five seconds left in the half to make the score Houston 10, Los Angeles 9 at the half. In the third quarter, Blanda completed a seven-yard touchdown pass to Bill Groman and kicked the conversion. The Chargers responded when Paul Lowe slanted over from the two-

yard line and with Agajanian's conversion the score was Houston 17, Los Angeles 16, at the end of three quarters. In the fourth quarter, Blanda and Billy Cannon teamed up on an 88-yard pass-run touchdown play to conclude the scoring. Player of the game honors went to Cannon, with Blanda and Lowe deadlocked a vote behind. On the day, Cannon gained 50 yards on 18 tries, caught three passes for 128 yards and returned three kickoffs for 81 yards. Blanda completed 16 of 31 passes for 301 yards. Lowe netted 165 yards on 21 carries, caught three passes for five yards and returned four kickoffs for 101 yards. Lowe's total yardage on the day was 271 yards compared to Cannon's 259. The inability of the Chargers to take the ball in for touchdowns early in the game, settling for three first-half field goals on each occasion, and several bad breaks late in the game proved to be the difference.



Score by Quarters	Q1	Q2	Q3	Q4	OT	PTS.
Chargers	6	3	7	0	0	16
Houston	0	10	7	7	0	24

SD	1	10:58	Agajanian 38 yd field goal [9-46]
SD	1	6:44	Agajanian 22 yd field goal [5-33]
HOU	2	11:09	Smith 17 yd pass from Blanda (Blanda kick) [11-83]
HOU	2	5:15	Blanda 18 yd field goal [12-40]
SD		:05	Agajanian 27 yd field goal [4-11]
HOU	3	N/A	Groman 7 yd pass from Blanda (Blanda kick) [10-55]
SD	3	N/A	Lowe 2 yd run (Agajanian kick) [8-63]
HOU	4	N/A	Cannon 88 yd pass from Blanda (Blanda kick) [3-89]

Attendance — 32,183

Team Statistics	Chargers	Houston
TOTAL FIRST DOWNS	21	17
Rushing	11	4
Passing	9	13
Penalty	1	0
NET YARDS RUSHING	162	100
Attempts	33	40
Yards Gained	208	107
Yards Lost	46	7
NET YARDS PASSING	171	301
Attempts	41	32
Completions	21	16
Interceptions	2	0
TOTAL OFFENSE	333	401

Team Statistics (cont.)	Chargers	Houston
Total Plays	74	72
INTERCEPTION RET. YARDS	0	35
Interceptions	0	2
PUNTING AVERAGE	41.0	34.0
Punts	4	5
Blocked	0	0
PUNT RETURN YARDS	42	0
Returns	2	0
KICKOFF RETURN YARDS	123	128
Returns	5	5
PENALTY YARDS	15	54
Penalties	3	4
FUMBLES/LOST	2/0	0/0

CHARGERS				
Rushing	Att.	Gain	Loss	Net
Lowe	21	174	9	165
Ferguson	4	14	3	11
Ford	2	1	6	-5
Kemp	6	19	28	-9

Passing	Att.	Comp.	Int.	Yds.
Kemp	41	21	2	171

Receiving	No.	Yds.	TD
Norton	6	55	0
Womble	6	29	0
Kocourek	3	57	0
Lowe	3	5	0
Ferguson	2	19	0
Flower	1	6	0

Interception Returns	No.	Yds.
None		

Kickoff Returns	No.	Yds.
Lowe	4	101
Ford	1	22

Punt Returns	No.	Yds.
Harris	1	27
Sears	1	15

HOUSTON				
Rushing	Att.	Gain	Loss	Net
Cannon	18	51	1	50
Smith	19	51	6	45
Hall	3	5	0	5

Passing	Att.	Comp.	Int.	Yds.
Blanda	31	16	0	301
Cannon	1	0	0	0

Receiving	No.	Yds.	TD
Smith	5	52	1
Hennigan	4	71	0
Cannon	3	128	1
Groman	3	37	1
Carson	1	13	0

Interception Returns	No.	Yds.
Gordon	1	27
Dukes	1	8

Kickoff Returns	No.	Yds.
Cannon	3	81
Hall	2	47

Punt Returns	No.	Yds.
None		

HISTORY



NFL HONORS

PRO FOOTBALL HALL OF FAME

- 1978 — **Lance Alworth**, WR, 1962-1970
 1979 — **Ron Mix**, T, 1960-69
 1983 — **Sid Gillman**, Head Coach, 1960-69, 1971
 1993 — **Dan Fouts**, QB, 1973-1987
 1995 — **Kellen Winslow**, TE, 1979-1987
 1996 — **Charlie Joiner**, WR, 1976-1986
 2008 — **Fred Dean**, DE, 1975-81

NFL COACH OF THE YEAR

- 1992 — **Bobby Ross** (PFWA, *Pro Football Weekly*, *Football News*, *Football Digest*)
 1994 — **Bobby Ross** (*Sports Illustrated*)
 2004 — **Marty Schottenheimer** (AP, PFWA, *Pro Football Weekly*, Maxwell Football Club)

AFC COACH OF THE YEAR

- 1979 — **Don Coryell** (PFWA)
 1992 — **Bobby Ross** (UPI)

NFL EXECUTIVE OF THE YEAR

- 1979 — **John Sanders** (*Sporting News*)
 2004 — **A.J. Smith** (PFWA, *Pro Football Weekly*)

NFL MOST VALUABLE PLAYER

- 1982 — **Dan Fouts** (NEA, PFWA, *College and Pro Football-Newsweekly*)
 2006 — **LaDainian Tomlinson** (AP, CBS SportsLine.com, *Dallas Morning News*, PFWA, *Pro Football Weekly*)

NFL PLAYER OF THE YEAR

- 1979 — **Dan Fouts** (*Football Digest*)
 2006 — **LaDainian Tomlinson** (Maxwell Football Club, *Sporting News*, *Sports Illustrated*)

NFL MAN OF THE YEAR

- 1971 — **John Hadl**
 1983 — **Rolf Benirschke**
 1994 — **Junior Seau**
 2006 — **LaDainian Tomlinson**

AFC PLAYER OF THE YEAR

- 1979 — **Dan Fouts** (UPI, *Sporting News*)

AFC MOST VALUABLE PLAYER

- 1982 — **Dan Fouts** (UPI)

NFL OFFENSIVE PLAYER OF THE YEAR

- 1982 — **Dan Fouts** (AP, *Pro Football Weekly*)
 2006 — **LaDainian Tomlinson** (AP, CBS SportsLine.com, *Dallas Morning News*, PFWA, *Pro Football Weekly*)

NFL DEFENSIVE PLAYER OF THE YEAR

- 1992 — **Junior Seau** (UPI, *Football Digest*)
 1998 — **Junior Seau** (*Football Digest*)

NFL ROOKIE OF THE YEAR

- 1974 — **Don Woods** (Newspaper Enterprise Association, *Football News*, *Pro Football Weekly*)
 2005 — **Shawne Merriman** (*Sporting News*)

NFL OFFENSIVE ROOKIE OF THE YEAR

- 1974 — **Don Woods** (AP, *Football Digest*)

NFL DEFENSIVE ROOKIE OF THE YEAR

- 1986 — **Leslie O'Neal** (AP, *Pro Football Weekly**)
 2005 — **Shawne Merriman** (AP, PFWA, *Pro Football Weekly*)
 *shared the award with Miami's John Offerdah

AFC ROOKIE OF THE YEAR

- 1974 — **Don Woods** (UPI, *Sporting News*)

NFL COMEBACK PLAYER OF THE YEAR

- 2004 — **Drew Brees** (AP)

NFL MOST IMPROVED PLAYER

- 2004 — **Drew Brees** (PFWA, *Pro Football Weekly*)

NFL OUTSTANDING BLOCKER AWARD

- 1971 — **Walt Sweeney** (National 1,000 Yard Club Foundation)

NFL RUNNING BACK OF THE YEAR

- 2006 — **LaDainian Tomlinson** (NFL Alumni Association)

ALL-AFL SELECTIONS

- 1960 — **Dick Harris** (CB), **Jack Kemp** (QB), **Paul Lowe** (QB), **Ron Mix** (T), **Volney Peters** (DT)
 1961 — **Chuck Allen** (LB), **Earl Faison** (DE), **Dick Harris** (CB), **Charlie McNeil** (CB), **Ron Mix** (T)
 1962 — **Dave Kocourek** (TE), **Ron Mix** (T)
 1963 — **Lance Alworth** (WR), **Earl Faison** (DE), **Keith Lincoln** (RB), **Ron Mix** (T), **Tobin Rote** (QB)
 1964 — **Lance Alworth** (WR), **Earl Faison** (DE), **Keith Lincoln** (RB), **Ron Mix** (T)
 1965 — **Lance Alworth** (WR), **Earl Faison** (DE), **Ernie Ladd** (DT), **Paul Lowe** (RB)
 1966 — **Lance Alworth** (WR), **Ron Mix** (T)
 1967 — **Lance Alworth** (WR), **Ron Mix** (T), **Walt Sweeney** (G)
 1968 — **Lance Alworth** (WR), **Ron Mix** (T), **Walt Sweeney** (G)
 1969 — **Lance Alworth** (WR)

AFL ALL-TIME TEAM (FIRST-TEAM)

- 1970 — **Lance Alworth** (WR), **Paul Lowe** (RB), **Ron Mix** (T)
 Selected by the Pro Football Hall of Fame

AFL ALL-TIME TEAM (SECOND-TEAM)

- 1970 — **Sid Gillman** (Head Coach), **Miller Farr** (CB), **Ken Graham** (S), **Dave Kocourek** (TE), **Bob Scarpitto** (P), **Walt Sweeney** (G)
 Selected by the Pro Football Hall of Fame

ALL-NFL FIRST-TEAM SELECTIONS

- 1970 — **Walt Sweeney**, G, (Newspaper Enterprise Association)
 1977 — **Louie Kelcher**, DT, (NEA)
 1978 — **Louie Kelcher**, DT, (AP, NEA, PFWA), **Russ Washington**, T, (NEA)
 1979 — **Dan Fouts**, QB, (AP, PFWA, UPI, *Pro Football Weekly*)
John Jefferson, WR, (AP, NEA, PFWA, *Football Digest*)
 1980 — **Fred Dean**, DT, (AP, *College and Pro Football Newsweekly*, *Football Digest*, *Pro Football Weekly*)
John Jefferson, WR, (AP, NEA, PFWA, *Pro Football Weekly*, *Sporting News*, *College and Pro Football Newsweekly*, *Football Digest*)
Gary Johnson, DT, (AP, NEA, PFWA, *Sporting News*, *Pro Football Weekly*, *Football Digest*)
Charlie Joiner, WR, (AP)
Kellen Winslow, TE, (AP, NEA, PFWA, *Pro Football Weekly*, *Sporting News*, *College and Pro Football Newsweekly*, *Football Digest*)
 1981 — **Gary Johnson**, DT, (AP, PFWA, *College and Pro Football Newsweekly*)
Kellen Winslow, TE, (AP, NEA, PFWA, *Sporting News*, *Pro Football Weekly*, *College and Pro Football Newsweekly*)
 1982 — **Wes Chandler**, WR, (AP, NEA, PFWA, *College and Pro Football Newsweekly*, *Football Digest*)
Dan Fouts, QB, (AP, NEA, PFWA, *College and Pro Football Newsweekly*)
Doug Wilkerson, G, (AP, NEA, PFWA, *Football Digest*)
Kellen Winslow, TE, (AP, NEA, PFWA, *College and Pro Football Newsweekly*, *Football Digest*)
 1985 — **Dan Fouts**, QB, (NEA)
Lionel James, KR, (*College and Pro Football Newsweekly*)
 1989 — **Gill Byrd**, CB, (*Sporting News*)
Leslie O'Neal, DE, (*Football News*)
Lee Williams, DE, (*Sporting News*)
 1990 — **Marion Butts**, RB, (*Football Digest*)
Gill Byrd, CB, (*Football Digest*)
 1991 — **Junior Seau**, LB, (NEA)
 1992 — **Junior Seau**, LB, (AP, NEA, PFWA, *College and Pro Football Newsweekly*, *Pro Football Weekly*, *Sporting News*, *Football Digest*)

HISTORY

Continued next page

ALL-NFL FIRST-TEAM SELECTIONS, *cont.*

- 1993 — **Junior Seau**, LB, (AP, PFWA, *Football Digest*, *Sporting News*)
 1994 — **John Carney**, K, (AP, *College and Pro Football Newsweekly*, *Sporting News*, *USA Today*)
Leslie O'Neal, DE, (*Football Digest*)
Junior Seau, LB, (AP, PFWA, *College and Pro Football Newsweekly*, *Football Digest*, *Pro Football Weekly*, *Sporting News*)
 1995 — **Darren Bennett**, P, (AP, PFWA, *College and Pro Football Newsweekly*, *Football Digest*, *Pro Football Weekly*, *Sporting News*, *American Football Quarterly*)
Dwayne Harper, CB, (*Sports Illustrated*)
Junior Seau, LB, (PFWA, *Football Digest*, *Pro Football Weekly*, *Sporting News*, *USA Today*)
 1996 — **Junior Seau**, LB, (AP, *Sporting News*)
 1997 — **Eric Metcalf**, KR, (AP, *College and Pro Football Newsweekly*)
 1998 — **Rodney Harrison**, SS (AP, *Sports Illustrated*, *Pro Football Weekly*, *Sporting News*, *Football Digest*)
Junior Seau, LB, (AP, *Pro Football Weekly*, *Sporting News*, *Football Digest*)
 2000 — **Junior Seau**, LB, (AP)
 2001 — **Rodney Harrison**, SS, (*Sporting News*)
Ronney Jenkins, KR, (*College and Pro Football Newsweekly*)
 2002 — **Donnie Edwards**, LB, (*Football Digest*)
 2003 — **LaDainian Tomlinson**, RB, (*Sports Illustrated*)
 2004 — **Donnie Edwards**, LB, (*College and Pro Football Newsweekly*, *Football Digest*, *Sports Illustrated*)
Antonio Gates, TE, (AP, *Football Digest*, *Pro Football Weekly*, *Sporting News*, *Sports Illustrated*)
Mike Scifres, P, (*Sports Illustrated*),
LaDainian Tomlinson, RB, (AP, *College and Pro Football Newsweekly*)
 2005 — **Antonio Gates**, TE, (AP, PFWA, *Pro Football Weekly*, *Sporting News*, *Sports Illustrated*, *USA Today Sports Weekly*)
Mike Goff, G, (*Sports Illustrated*)
Shawne Merriman, LB, (*Sporting News*, *Sports Illustrated*)
LaDainian Tomlinson, RB, (*Sporting News*)
Jamal Williams, DT, (AP, *Sporting News*)
 2006 — **Kris Dielman**, G, (ESPN.com)
Antonio Gates, TE, (AP, ESPN.com, PFWA, *Pro Football Weekly*, *Sporting News*, *Sports Illustrated*, *USA Today Sports Weekly*)
Mike Goff, G, (*Sports Illustrated*)
Marcus McNeill, T, (*USA Today Sports Weekly*)
Shawne Merriman, LB, (AP, ESPN.com, PFWA, *Pro Football Weekly*, *Sporting News*, *Sports Illustrated*, *USA Today Sports Weekly*)
Lorenzo Neal, FB, (AP, ESPN.com, *USA Today Sports Weekly*)
LaDainian Tomlinson, RB, (AP, ESPN.com, PFWA, *Pro Football Weekly*, *Sporting News*, *Sports Illustrated*, *USA Today Sports Weekly*)
Jamal Williams, DT, (AP, PFWA, *Pro Football Weekly*, *Sporting News*, *USA Today Sports Weekly*)
 2007 — **Antonio Cromartie**, CB, (AP, PFWA, *Pro Football Weekly*, *USA Today Sports Weekly*)
Shawne Merriman, LB, (*USA Today Sports Weekly*)
Lorenzo Neal, FB, (AP)
Kassim Osgood, ST, (PFWA, *Pro Football Weekly*)
LaDainian Tomlinson, RB, (AP, PFWA, *Pro Football Weekly*, *Sporting News*, *USA Today Sports Weekly*)

ALL-NFL SECOND-TEAM SELECTIONS

- 1976 — **Charlie Joiner**, WR, (Newspaper Enterprise Association)
 1978 — **John Jefferson**, WR, (UPI)
 1979 — **John Jefferson**, WR, (UPI)
 1980 — **Rolf Benirschke**, K, (AP)
Dan Fouts, QB, (AP)
Charlie Joiner, WR, (AP)
Louie Kelcher, DT, (AP)
Doug Wilkerson, G, (UPI)
 1981 — **Louie Kelcher**, DT, (AP)
 1982 — **Tim Fox**, FS, (AP)
Gary Johnson, DT, (AP)
Chuck Muncie, RB, (UPI)
Russ Washington, T, (AP)
 1983 — **Dan Fouts**, QB, (UPI)
 1985 — **Wes Chandler**, WR, (*College and Pro Football Newsweekly*)
Dan Fouts, QB, (AP, UPI)
Lionel James, RB, (UPI)

- Jim Lachey**, T, (UPI)
 1986 — **Lee Williams**, DE, (UPI)
Billy Ray Smith, LB, (UPI)
 1987 — **Chip Banks**, LB, (UPI)
Jim Lachey, T, (AP)
Ralf Mojsiejenko, P, (AP, NEA)
Billy Ray Smith, LB, (UPI)
Kellen Winslow, TE, (AP)
 1988 — **Lee Williams**, DE, (UPI)
Ralf Mojsiejenko, P, (UPI)
 1989 — **Anthony Miller**, WR, (*College and Pro Football Newsweekly*)
 1989 — **Leslie O'Neal**, DE, (*College and Pro Football Newsweekly*)
Lee Williams, DE, (AP, *College and Pro Football Newsweekly*)
 1990 — **Marion Butts**, RB, (AP, *College and Pro Football Newsweekly*)
 1991 — **Junior Seau**, LB, (*College and Pro Football Newsweekly*)
 1992 — **Gill Byrd**, CB, (AP, *College and Pro Football Newsweekly*)
Anthony Miller (*College and Pro Football Newsweekly*)
Leslie O'Neal, DE, (NEA, *College and Pro Football Newsweekly*)
David Richards, G, (NEA)
 1993 — **Junior Seau**, LB, (*College and Pro Football Newsweekly*)
 1994 — **John Carney**, K, (*Football Digest*),
Leslie O'Neal, DE, (AP, *College and Pro Football Newsweekly*)
 1995 — **Dwayne Harper**, CB, (*Football Digest*)
Junior Seau, LB, (AP, *College and Pro Football Newsweekly*)
 1996 — **Tony Martin**, WR, (AP, *Football Digest*)
Junior Seau, LB, (*Football Digest*)
 1999 — **Darren Bennett**, P, (*Sports Illustrated*)
Junior Seau, LB, (AP, *College and Pro Football Newsweekly*)
 2001 — **Marcellus Wiley**, DE, (*College and Pro Football Newsweekly*)
 2002 — **Donnie Edwards**, LB, (AP)
LaDainian Tomlinson, RB, (AP, *Football Digest*)
 2003 — **LaDainian Tomlinson**, RB, (AP, *Football Digest*)
 2004 — **Drew Brees**, QB, (*College and Pro Football Newsweekly*, *Football Digest* and *Pro Football Weekly*)
Donnie Edwards, LB, (AP)
Antonio Gates, TE, (*College and Pro Football Newsweekly*)
Mike Goff, G, (*Football Digest*)
Jamal Williams, DT, (AP, *Football Digest*)
 2005 — **Lorenzo Neal**, FB, (AP)
LaDainian Tomlinson, RB, (AP)
 2006 — **Nate Kaeding**, K, (AP)
 2007 — **Shawne Merriman**, LB, (AP)
 2008 — **Kris Dielman**, G, (AP)

ALL-AFC SELECTIONS

- 1970 — **Walt Sweeney**, G, (AP)
 1971 — **Walt Sweeney**, G, (AP, UPI)
 1973 — **Walt Sweeney**, G, (*Sporting News*)
 1974 — **Russ Washington**, T, (AP)
 1977 — **Louie Kelcher**, DT, (UPI)
 1978 — **Louie Kelcher**, DT, (UPI)
 1979 — **Fred Dean**, DE, (AP)
Dan Fouts, QB, (AP)
John Jefferson, WR, (AP)
Wilbur Young, DT, (UPI)
 1980 — **Fred Dean**, DE, (*Pro Football Weekly*)
John Jefferson, WR, (UPI, *Pro Football Weekly*)
Gary Johnson, DT, (UPI, *Pro Football Weekly*)
Louie Kelcher, DT, (*Pro Football Weekly*)
Kellen Winslow, TE, (UPI, *Pro Football Weekly*)
 1981 — **James Brooks**, KR, (*College & Pro Football Newsweekly*)
Dan Fouts, QB, (*College and Pro Football Newsweekly*)
Chuck Muncie, RB, (UPI, *College and Pro Football Newsweekly*)
Doug Wilkerson, G, (UPI)
Kellen Winslow, TE, (UPI, *College and Pro Football Newsweekly*)
 1982 — **Rolf Benirschke**, K, (UPI)
Wes Chandler, WR, (UPI)
Dan Fouts, QB, (UPI)
Doug Wilkerson, G, (UPI)
Kellen Winslow, TE, (UPI)
 1984 — **Earnest Jackson**, RB, (*Pro Football Weekly*)
 1985 — **Lionel James**, KR, (*Football News*)
 1987 — **Lionel James**, PR, (*Pro Football Weekly*)
Jim Lachey, T, (UPI)
Ralf Mojsiejenko, P, (UPI and *Football News*)
Kellen Winslow, TE, (UPI and *Football News*)
 1989 — **Anthony Miller**, WR, (*Pro Football Weekly*)
Leslie O'Neal, DE, (UPI, *Pro Football Weekly*)



- 1990 — **Lee Williams**, DE, (UPI, *Pro Football Weekly*)
- **Marion Butts**, RB, (UPI, *Football News*)
- **Gill Byrd**, CB, (*Football News*)
- 1991 — **Gill Byrd**, CB, (*Football News, Pro Football Weekly*)
- **Nate Lewis**, WR, (*Pro Football Weekly*)
- **Junior Seau**, LB, (*Football News*)
- 1992 — **Gill Byrd**, CB, (UPI)
- **Anthony Miller**, WR, (UPI)
- **Leslie O'Neal**, DE, (UPI)
- **Junior Seau**, LB, (UPI)
- 1993 — **Anthony Miller**, WR, (UPI, *Football News*)
- **Junior Seau**, LB, (UPI, *Football News*)
- 1994 — **John Carney**, K, (UPI, *Football News*)
- **Andre Coleman**, KR, (*Football News*)
- **Darrien Gordon**, PR, (*Football News*)
- **Leslie O'Neal**, DE, (UPI, *Football News*)
- **Junior Seau**, LB, (UPI, *Football News*)
- 1995 — **Darren Bennett**, P, (UPI, *Football News*)
- **Junior Seau**, LB, (UPI, *Football News*)
- 1996 — **Darrien Gordon**, PR, (*Football News*)
- **Tony Martin**, WR, (*Football News*)
- **Junior Seau**, LB, (UPI, *Football News*)
- 1998 — **Rodney Harrison**, SS, (*Pro Football Weekly, Football News*)
- **Junior Seau**, LB, (*Pro Football Weekly, Football News*)
- 1999 — **Darren Bennett**, P, (*Football News*)
- 2001 — **Rodney Harrison**, SS, (*Pro Football Weekly*)
- **Marcellus Wiley**, DE, (*Pro Football Weekly*)
- 2004 — **Antonio Gates**, TE, (*Pro Football Weekly*)
- 2005 — **Antonio Gates**, TE, (*Pro Football Weekly*)
- **Jamal Williams**, DT, (*Pro Football Weekly*)
- **Hanik Milligan**, ST, (*Pro Football Weekly*)
- 2006 — **Antonio Gates**, TE, (PFWA, *Pro Football Weekly*)
- **Nate Kaeding**, K, (PFWA, *Pro Football Weekly*)
- **Shawne Merriman**, LB, (PFWA, *Pro Football Weekly*)
- **Kassim Osgood**, WR, (PFWA, *Pro Football Weekly*)
- **LaDainian Tomlinson**, RB, (PFWA, *Pro Football Weekly*)
- **Jamal Williams**, DT, (PFWA, *Pro Football Weekly*)
- 2007 — **Antonio Cromartie**, CB, (PFWA, *Pro Football Weekly*)
- **Antonio Gates**, TE, (PFWA, *Pro Football Weekly*)
- **Kassim Osgood**, ST, (PFWA, *Pro Football Weekly*)
- **LaDainian Tomlinson**, RB, (PFWA, *Pro Football Weekly*)

ALL-ROOKIE SELECTIONS

- 1974 — **Don Woods**, RB, (Professional Football Writers Association)
- 1975 — **Gary Johnson**, DT, (PFWA)
- **Louie Kelcher**, DT, (PFWA)
- 1976 — **Don Macek**, G, (PFWA)
- 1977 — **Bob Rush**, C, (PFWA)
- 1978 — **John Jefferson**, WR, (PFWA)
- 1982 — **Andre Young**, S, (PFWA)
- 1983 — **Mike Green**, LB, (PFWA)
- **Danny Walters**, CB, (PFWA)
- 1985 — **Gary Anderson**, RB, (PFWA)
- **John Hendy**, CB, (PFWA)
- **Jim Lachey**, T, (PFWA)
- 1986 — **Leslie O'Neal**, DE, (PFWA, UPI)
- 1988 — **David Richards**, OL, (UPI)
- 1989 — **Burt Grossman**, DE, (PFWA, UPI)
- **Courtney Hall**, C, (PFWA, UPI)
- 1990 — **Leo Goeas**, T, (PFWA, UPI)
- **Junior Seau**, LB, (UPI)
- 1991 — **Eric Moten**, G, (PFWA)
- **Stanley Richard**, FS, (PFWA)
- 1992 — **Chris Mims**, DE, (PFWA)
- 1993 — **Darrien Gordon**, CB, (PFWA)
- 1994 — **Andre Coleman**, KR, (PFWA, *College and Pro Football Newsweekly, Football News, Pro Football Weekly*)
- 1999 — **Jason Perry**, S, (PFWA, *Pro Football Weekly*)
- 2001 — **LaDainian Tomlinson**, RB, (PFWA, *Pro Football Weekly*)
- 2003 — **Jason Ball**, C, (PFWA, *Pro Football Weekly*)
- **Quentin Jammer**, CB, (PFWA, *Pro Football Weekly*)
- **Ben Leber**, LB, (PFWA, *Pro Football Weekly*)
- 2004 — **Nate Kaeding**, K, (PFWA, *Pro Football Weekly*)
- **Shane Olivea**, T, (PFWA, *Pro Football Weekly*)
- 2005 — **Luis Castillo**, DE, (PFWA, *Pro Football Weekly*)
- **Shawne Merriman**, LB, (PFWA, *Pro Football Weekly*)
- 2006 — **Marcus McNeill**, T, (PFWA, *Pro Football Weekly*)
- 2007 — **Brandon Siler**, LB, (PFWA, *Pro Football Weekly*)

AMERICAN FOOTBALL LEAGUE ALL-STAR GAME (Starters capitalized)

- 1962 — **EARL FAISON** (DE), **DICK HARRIS** (CB), **BILL HUDSON** (DT), **EMIL KARAS** (LB), **JACK KEMP** (QB), **DAVE KOCUREK** (TE), **CHARLIE McNEIL** (S), **RON MIX** (T), **DON NORTON** (WR), **ERNIE WRIGHT** (T), **George Blair** (CB-K)
- 1963 — **REG CAROLAN** (WR), **EARL FAISON** (DE), **EMIL KARAS** (LB), **DAVE KOCUREK** (TE), **ERNIE LADD** (DT), **Keith Lincoln** (RB), **Paul Maguire** (LB), **RON MIX** (T), **Don Norton** (WR), **Bob Zeman** (LS)
- 1964 — **LANCE ALWORTH** (WR), **EARL FAISON** (DE), **EMIL KARAS** (LB), **ERNIE LADD** (DT), **KEITH LINCOLN** (RB), **RON MIX** (T), **TOBIN ROTE** (QB), **Chuck Allen** (LB), **Paul Lowe** (RB), **Ernie Wright** (T)
- 1965 — **CHUCK ALLEN** (LB), **LANCE ALWORTH** (WR), **FRANK BUNCOM** (LB), **EARL FAISON** (DE), **DAVE KOCUREK** (TE), **ERNIE LADD** (DT), **KEITH LINCOLN** (RB), **RON MIX** (T), **WALT SWEENEY** (G), **John Hadl** (QB)
- 1966 — **EARL FAISON** (DE), **KENNY GRAHAM** (S), **JOHN HADL** (QB), **ERNIE LADD** (DT), **PAUL LOWE** (RB), **Lance Alworth** (WR), **Frank Buncom** (LB), **Leslie "Speedy" Duncan** (CB), **Willie Frazier** (TE), **Keith Lincoln** (RB), **Ron Mix** (T), **Walt Sweeney** (G), **Ernie Wright** (T)
- 1967 — **LANCE ALWORTH** (WR), **RON MIX** (T), **Leslie "Speedy" Duncan** (CB), **Willie Frazier** (TE), **Jacque MacKinnon** (TE), **Walt Sweeney** (G), **Dick Van Raaphorst** (K)
- 1968 — **LANCE ALWORTH** (WR), **FRANK BUNCOM** (LB), **LESLIE "SPEEDY" DUNCAN** (CB), **KENNY GRAHAM** (S), **RON MIX** (T), **WALT SWEENEY** (G), **Willie Frazier** (TE), **Brad Hubbert** (FB), **Dick Post** (RB), **Rick Redman** (LB)
- 1969 — **LANCE ALWORTH** (WR), **KENNY GRAHAM** (S), **JOHN HADL** (QB), **JACQUE MacKINNON** (TE), **RON MIX** (T), **WALT SWEENEY** (G), **Gary Garrison** (WR)
- 1970 — **LANCE ALWORTH** (WR), **STEVE DeLONG** (DE), **KENNY GRAHAM** (S), **JOHN HADL** (QB), **DICK POST** (RB), **WALT SWEENEY** (G)

AFC-NFC PRO BOWL (Starters capitalized)

Years for AFL All-Star game and for AFC-NFC Pro Bowl denote years games played, not the seasons.

- 1971 — **WALT SWEENEY** (G), **Gary Garrison** (WR)
- 1972 — **WALT SWEENEY** (G), **Gary Garrison** (WR)
- 1973 — **GARY GARRISON** (WR), **DEACON JONES** (DE), **John Hadl** (QB), **Walt Sweeney** (G)
- 1975 — **Russ Washington** (T)
- 1976 — **Russ Washington** (T)
- 1977 — **Charlie Joiner** (WR)
- 1978 — **Louie Kelcher** (DT), **Russ Washington** (T)
- 1979 — **LOUIE KELCHER** (DT), **RUSS WASHINGTON** (T), **John Jefferson** (WR)
- 1980 — **FRED DEAN** (DE), **DAN FOUTS** (QB), **JOHN JEFFERSON** (WR), **RUSS WASHINGTON** (T), **Gary Johnson** (DT), **Charlie Joiner** (WR), **Ed White** (G)
- 1981 — **FRED DEAN** (DE), **KELLEN WINSLOW** (TE), **LOUIE KELCHER** (DT), **JOHN JEFFERSON** (WR), **GARY JOHNSON** (DT), **Dan Fouts** (QB), **Charlie Joiner** (WR), **Doug Wilkerson** (G)
- 1982 — **KELLEN WINSLOW** (TE), **DOUG WILKERSON** (G), **GARY JOHNSON** (DT), **Dan Fouts** (QB), **Chuck Muncie** (RB)
- 1983 — **WES CHANDLER** (WR), **DAN FOUTS** (QB), **GARY JOHNSON** (DT), **DOUG WILKERSON** (G), **KELLEN WINSLOW** (TE), **Rolf Benirschke** (K), **Chuck Muncie** (RB)
- 1984 — **DAN FOUTS** (QB), **Kellen Winslow** (TE), **Wes Chandler** (WR)
- 1985 — **Ernest Jackson** (RB)
- 1986 — **DAN FOUTS** (QB), **Wes Chandler** (WR)
- 1987 — **GARY ANDERSON** (RB)
- 1988 — **KELLEN WINSLOW** (TE), **Jim Lachey** (T), **Ralf Mojsiejenko** (P)
- 1989 — **LEE WILLIAMS** (DE)
- 1990 — **LEE WILLIAMS** (DE), **Anthony Miller** (WR), **Leslie O'Neal** (DE)
- 1991 — **MARION BUTTS** (RB), **ANTHONY MILLER** (WR), **LESLIE O'NEAL** (DE)
- 1992 — **GILL BYRD** (CB), **JUNIOR SEAU** (LB), **Marion Butts** (RB)
- 1993 — **GILL BYRD** (CB), **ANTHONY MILLER** (WR), **LESLIE O'NEAL** (DE), **JUNIOR SEAU** (LB), **Ronnie Harmon** (RB)
- 1994 — **ANTHONY MILLER** (WR), **LESLIE O'NEAL** (DE), **JUNIOR SEAU** (LB)



Continued next page

AFC-NFC PRO BOWL, *cont.*

- 1995 — **NATRONE MEANS** (RB), **LESLIE O'NEAL** (DE), **JUNIOR SEAU** (LB), **John Carney** (K)
- 1996 — **JUNIOR SEAU** (LB), **Darren Bennett** (P), **Leslie O'Neal** (DE)
- 1997 — **TONY MARTIN** (WR), **JUNIOR SEAU** (LB)
- 1998 — **Eric Metcalf** (KR), **Junior Seau** (LB)
- 1999 — **RODNEY HARRISON** (SS), **JUNIOR SEAU** (LB)
- 2000 — **Junior Seau** (LB)
- 2001 — **JUNIOR SEAU** (LB), **Darren Bennett** (P)
- 2002 — **RODNEY HARRISON** (SS), **MARCELLUS WILEY** (DE), **RYAN McNEIL** (CB), **Junior Seau** (LB)
- 2003 — **Donnie Edwards** (LB), **Junior Seau** (LB), **LaDainian Tomlinson** (RB)
- 2005 — **ANTONIO GATES** (TE), **LaDAINIAN TOMLINSON** (RB), **Drew Brees** (QB)
- 2006 — **ANTONIO GATES** (TE), **LORENZO NEAL** (FB), **JAMAL WILLIAMS** (DT), **SHAWNE MERRIMAN** (LB), **Hanik Milligan** (ST), **LaDainian Tomlinson** (RB)
- 2007 — **MARCUS McNEILL** (T), **SHAWNE MERRIMAN** (LB), **LORENZO NEAL** (FB), **LaDAINIAN TOMLINSON** (RB), **JAMAL WILLIAMS** (DT), **David Binn** (LS), **Antonio Gates** (TE), **Nick Hardwick** (C), **Nate Kaeding** (K), **Kassim Osgood** (ST), **Philip Rivers** (QB) was selected but did not play due to a foot injury.
- 2008 — **ANTONIO GATES** (TE), **LORENZO NEAL** (FB), **LaDAINIAN TOMLINSON** (RB), **Antonio Cromartie** (CB), **Kris Dielman** (G), **Marcus McNeill** (T), **Shawne Merriman** (LB), **Kassim Osgood** (ST), **Jamal Williams** (DT). Gates, Tomlinson, Rivers and Williams did not play due to injury.
- 2009 — **KRIS DIELMAN** (G), **Antonio Gates** (TE). Gates did not play due to injury.

PRO BOWL PLAYER OF THE GAME

- 1982 — **Dan Fouts** (QB), **John Jefferson** (WR)

AFC OFFENSIVE PLAYER OF THE WEEK

- 1984 — **Dan Fouts**, QB, (Week 6)
- 1985 — **Lionel James**, RB, (Weeks 3, 10)
Dan Fouts, QB, (Week 9)
- 1986 — **Charlie Joiner**, WR, (Week 5)
- 1987 — **Dan Fouts**, QB, (Week 8)
- 1988 — **Gary Anderson**, RB, (Week 11)
- 1990 — **Marion Butts**, RB, (Week 13)
- 1991 — **Rod Bernstine**, RB, (Week 16)
- 1992 — **Rod Bernstine**, RB, (Week 7)
Stan Humphries, QB, (Week 8)
- 1994 — **Natrone Means**, RB, (Week 6)
Stan Humphries, QB, (Week 16)
- 1995 — **Tony Martin**, WR, (Week 16)
- 1996 — **Stan Humphries**, QB, (Week 4)
- 1997 — **Tony Martin**, WR, (Week 5)
Gary Brown, RB, (Week 6)
- 2002 — **LaDainian Tomlinson**, RB, (Weeks 4, 13)
- 2003 — **LaDainian Tomlinson**, RB, (Week 7)
Doug Flutie, QB, (Week 10)
- 2004 — **Drew Brees**, QB, (Week 8)
- 2005 — **LaDainian Tomlinson**, RB, (Weeks 3, 6, 12)
Drew Brees, QB, (Week 4)
- 2006 — **Philip Rivers**, QB, (Week 6)
LaDainian Tomlinson, RB, (Weeks 9, 11, 14, 15)
- 2007 — **Philip Rivers**, QB, (Week 5)
- 2008 — **Philip Rivers**, QB, (Week 14)

AFC DEFENSIVE PLAYER OF THE WEEK

- 1986 — **Billy Ray Smith**, LB, (Week 1)
Jeff Dale, S, (Week 10)
- 1988 — **Gill Byrd**, CB, (Week 15)
- 1989 — **Gill Byrd**, CB, (Week 3)
Leslie O'Neal, DE, (Weeks 9, 16)
- 1990 — **Gill Byrd**, CB, (Week 8)
- 1991 — **Billy Ray Smith**, LB, (Week 12)
- 1993 — **Junior Seau**, LB, (Week 3)
Donald Frank, CB, (Week 9)
- 1994 — **Junior Seau**, LB, (Week 1)
- 1995 — **Rodney Harrison**, SS, (Week 2)
Leslie O'Neal, DE, (Week 8)
- 1996 — **Junior Seau**, LB, (Weeks 5, 10)
- 1998 — **Norman Hand**, DT, (Week 7)
- 1999 — **Rodney Harrison**, SS, (Week 5)

- 2002 — **Marcellus Wiley**, DE, (Week 3)
- 2004 — **Drayton Florence**, CB, (Week 13)
Donnie Edwards, LB, (Week 14)
- 2005 — **Shawne Merriman**, LB, (Week 15)
- 2006 — **Jamal Williams**, DT, (Week 4)
Shawne Merriman, LB, (Week 16)
- 2007 — **Antonio Cromartie**, CB, (Week 10)
Shawne Merriman, LB, (Week 13)
Jyles Tucker, LB, (Week 17)
- 2008 — **Antonio Cromartie**, CB, (Week 3)

AFC SPECIAL TEAMS PLAYER OF THE WEEK

- 1993 — **John Carney**, K, (Weeks 1, 3)
- 1994 — **John Carney**, K, (Week 4)
Darrien Gordon, PR, (Week 13)
Andre Coleman, KR, (Week 17)
- 1995 — **Andre Coleman**, KR, (Week 3)
- 1996 — **John Carney**, K, (Weeks 1, 5)
- 1997 — **Eric Metcalf**, PR, (Week 10)
- 1998 — **John Carney**, K, (Week 1)
- 1999 — **John Carney**, K, (Week 14)
- 2000 — **Ronney Jenkins**, KR, (Week 2)
John Carney, K, (Week 13)
- 2001 — **Tim Dwight**, PR, (Week 1)
Wade Richey, K, (Week 2)
- 2007 — **Mike Scifres**, P, (Week 8)
Antonio Cromartie, CB, (Week 9)
Darren Sproles, KR-PR, (Week 10)

AFC OFFENSIVE PLAYER OF THE MONTH

- 1989 — **Anthony Miller**, WR, (November)
- 1992 — **Stan Humphries**, QB, (October)
- 1994 — **Stan Humphries**, QB, (September)
Natrone Means, RB, (October)
- 1995 — **Tony Martin**, WR, (December)
- 2006 — **LaDainian Tomlinson**, RB, (November)
- 2008 — **Philip Rivers**, QB, (December)

AFC DEFENSIVE PLAYER OF THE MONTH

- 1992 — **Chris Mims**, DE, (November)
Leslie O'Neal, DE, (December)
- 2001 — **Ryan McNeil**, CB, (September)
- 2002 — **Junior Seau**, LB, (September)
- 2007 — **Antonio Cromartie**, CB, (December)

AFC SPECIAL TEAMS PLAYER OF THE MONTH

- 1993 — **John Carney**, K, (September)
- 1994 — **John Carney**, K, (October)
Andre Coleman, KR, (December)
- 1995 — **Andre Coleman**, KR, (September)
- 1996 — **John Carney**, K, (September)
- 1997 — **Greg Davis**, K, (October)
Eric Metcalf, PR, (November)
- 2001 — **Ronney Jenkins**, KR, (October)
- 2008 — **Darren Sproles**, PR-KR, (September)

NFL OFFENSIVE ROOKIE OF THE MONTH

- 2006 — **Marcus McNeill**, T, (September)

AFC OFFENSIVE ROOKIE OF THE MONTH

- 2001 — **LaDainian Tomlinson**, RB, (September)

AFC DEFENSIVE ROOKIE OF THE MONTH

- 1997 — **Paul Bradford**, CB, (November)

FED EX GROUND NFL PLAYER OF THE YEAR

- 2006 — **LaDainian Tomlinson**, RB

FED EX AIR NFL PLAYER OF THE WEEK

- 2003 — **Doug Flutie**, QB, (Week 10)
- 2004 — **Drew Brees**, QB, (Weeks 8, 9)
- 2005 — **Drew Brees**, QB, (Week 11)
- 2006 — **Philip Rivers**, QB, (Week 6)
- 2007 — **Philip Rivers**, QB, (Week 5)
- 2008 — **Philip Rivers**, QB, (Weeks 3, 6)

FED EX GROUND NFL PLAYER OF THE WEEK

- 2003 — **LaDainian Tomlinson**, RB, (Week 10)
- 2004 — **LaDainian Tomlinson**, RB, (Week 14)



- 2005 — **LaDainian Tomlinson**, RB, (Weeks 3, 4, 6, 9, 12)
- 2006 — **LaDainian Tomlinson**, RB, (Weeks 1, 6, 9, 10, 11, 13, 14, 15)
- 2007 — **LaDainian Tomlinson**, RB, (Week 13)
Michael Turner, RB, (Week 5)
- 2008 — **LaDainian Tomlinson**, RB, (Week 16)

- GMC DEFENSIVE PLAYER OF THE WEEK**
- 2007 — **Antonio Cromartie**, CB, (Week 10)

MOST PRO BOWL APPEARANCES

- 12 — Junior Seau (1991-2002)
- 6 — Dan Fouts (1980-84, 1986), Leslie O'Neal (1990-91, 1993-96)
- 5 — LaDainian Tomlinson (2003-2008), Russ Washington (1975-76, 1979-80), Kellen Winslow (1981-84, 1988)
- 4 — Gary Johnson (1980-83), Anthony Miller (1990-91, 1993-94)
- 3 — Wes Chandler (1983-84, 1986), Gary Garrison (1971-73), Antonio Gates (2005-07), John Jefferson (1979-81), Charlie Joiner (1977, 1980-81), Louie Kelcher (1978-79, 1981), Shawne Merriman (2006-08), Lorenzo Neal (2006-08), Walt Sweeney (1971-73), Doug Wilkerson (1981-83)
- 2 — Darren Bennett (1996, 2001), Marion Butts (1991-92), Gill Byrd (1992-93), Fred Dean (1980-81), Kris Dielman (2008-09), Rodney Harrison (1999, 2002), Marcus McNeill (2007-08), Chuck Muncie (1982-83), Kassim Osgood (2007-08), Jamal Williams (2006-07), Lee Williams (1989-90)
- 1 — Gary Anderson (1987), Rolf Benirschke (1983), David Binn (2007), Drew Brees (2005), John Carney (1995), Antonio Cromartie (2008), Donnie Edwards (2004), John Hadl (1973), Nick Hardwick (2007), Ronnie Harmon (1993), Earnest Jackson (1985), Deacon Jones (1973), Nate Kaeding (2007), Jim Lachey (1988), Tony Martin (1997), Ryan McNeil (2002), Natrone Means (1995), Eric Metcalf (1998), Hanik Milligan (2006), Ralf Mojsiejenko (1988), Ed White (1980), Marcellus Wiley (2002)

SAN DIEGO CHARGERS HONORS

CHARGERS RETIRED NUMBERS

- 1988 — **Dan Fouts** (number 14)
- 2005 — **Lance Alworth** (number 19)

CHARGERS HALL OF FAME

- 1976 — **Frank Buncom**,* LB, 1962-67
Emil Karas,* LB, 1960-64, 66
Bob Laraba,* LB, 1960-61
Jacque MacKinnon,* TE, 1961-69
- 1977 — **Lance Alworth**, WR, 1962-70
- 1978 — **Ron Mix**, T, 1960-69
- 1979 — **Paul Lowe**, RB, 1960-68
- 1980 — **Barron Hilton**, Majority Owner, 1960-66
Keith Lincoln, RB, 1961-66, 1968
- 1981 — **Ernie Ladd**, DT, 1961-65
Walt Sweeney, G, 1963-73
- 1983 — **John Hadl**, QB, 1962-72
- 1984 — **Chuck Allen**, LB, 1961-69
- 1985 — **Gary Garrison**, WR, 1966-76
Sid Gillman, Head Coach, 1960-69, 1971
- 1986 — **Earl Faison**, DE, 1961-66
- 1993 — **Dan Fouts**, QB, 1973-87
Charlie Joiner, WR, 1976-86
- 1994 — **Don Coryell**, Head Coach, 1978-86
- 1995 — **Leslie "Speedy" Duncan**, CB, 1964-70
- 1995 — **Kellen Winslow**, TE, 1979-87
- 1995 — **Russ Washington**, T, 1968-82
- 1996 — **George Pernicano**, Minority Owner, 1961-present
- 1997 — **Rolf Benirschke**, K, 1977-86
- 1998 — **Gill Byrd**, CB, 1983-92
- 1999 — **Gary "Big Hands" Johnson**, DL, 1975-84
- 2000 — **Doug Wilkerson**, OL, 1971-84
- 2001 — **Wes Chandler**, WR, 1981-87
- 2002 — **Stan Humphries**, QB, 1992-97
Bobby Ross, Head Coach, 1992-96
- 2003 — **Louie Kelcher**, DT, 1975-83
- 2004 — **Don Macek**, C, 1976-89
Ed White, G, 1978-85
- 2008 — **Fred Dean**, DE, 1975-81

*Honorary Members (Inducted posthumously)

CHARGERS MOST VALUABLE PLAYER

- 1961 — **Earl Faison**, DE
- 1962 — **Ron Mix**, T
- 1963 — **Tobin Rote**, QB
- 1964 — **Keith Lincoln**, FB

- 1965 — **Lance Alworth**, WR
- 1966 — **Lance Alworth**, WR
- 1967 — **John Hadl**, QB
- 1968 — **John Hadl**, QB
- 1969 — **Steve DeLong**, DE
- 1970 — **Gary Garrison**, WR
- 1971 — **John Hadl**, QB
- 1972 — **Cid Edwards**, RB
- 1973 — **Russ Washington**, T
- 1974 — **Don Woods**, RB
- 1975 — **Pat Curran**, TE
- 1976 — **Charlie Joiner**, WR
- 1977 — **Louie Kelcher**, DT
- 1978 — **John Jefferson**, WR
- 1979 — **Dan Fouts**, QB
- 1980 — **John Jefferson**, WR
- 1981 — **Dan Fouts**, QB
- 1982 — **Dan Fouts**, QB
- 1983 — **Charlie Joiner**, WR
- 1984 — **Earnest Jackson**, RB
- 1985 — **Lionel James**, RB
- 1986 — **Gary Anderson**, RB
- 1987 — **Billy Ray Smith**, LB
- 1988 — **Gary Anderson**, RB
- 1989 — **Anthony Miller**, WR
- 1990 — **Marion Butts**, RB
- 1991 — **Ronnie Harmon**, RB
- 1992 — **Ronnie Harmon**, RB
- 1993 — **Leslie O'Neal**, DE
Junior Seau, LB
- 1994 — **Natrone Means**, RB
- 1995 — **Dwayne Harper**, CB
Leslie O'Neal, DE
- 1996 — **Tony Martin**, WR
- 1997 — **Junior Seau**, LB
- 1998 — **Junior Seau**, LB
- 1999 — **Junior Seau**, LB
- 2000 — **Junior Seau**, LB
- 2001 — **Junior Seau**, LB
- 2002 — **LaDainian Tomlinson**, RB
- 2003 — **LaDainian Tomlinson**, RB
- 2004 — **Drew Brees**, QB
- 2005 — **LaDainian Tomlinson**, RB
- 2006 — **LaDainian Tomlinson**, RB
- 2007 — **LaDainian Tomlinson**, RB
- 2008 — **Phillip Rivers**, QB
Jamal Williams, DT

CHARGERS LINEMAN OF YEAR

- 1971 — **Walt Sweeney**, G
- 1972 — **Deacon Jones**, DE
- 1973 — **Russ Washington**, T
- 1974 — **Doug Wilkerson**, G
- 1975 — **Doug Wilkerson**, G
- 1976 — **Doug Wilkerson**, G
- 1977 — **Doug Wilkerson**, G
- 1978 — **Fred Dean**, DE
- 1979 — **Wilbur Young**, DT
- 1980 — **Gary "Big Hands" Johnson**, DT
- 1981 — **Doug Wilkerson**, G
- 1982 — **Doug Wilkerson**, G
- 1983 — **Ed White**, G
- 1984 — **Ed White**, T
Doug Wilkerson, G
- 1985 — **Ed White**, G
- 1986 — **Jim Lachey**, T
- 1987 — **Jim Lachey**, T
- 1988 — **Lee Williams**, DE
- 1989 — **Leslie O'Neal**, DE
Lee Williams, DE
- 1990 — **Lee Williams**, DE
- 1991 — **Courtney Hall**, C
Harry Swayne, T
- 1992 — **Leslie O'Neal**, DE
- 1993 — **Courtney Hall**, C
- 1994 — **Leslie O'Neal**, DE
- 1995 — **Shawn Lee**, DT
- 1996 — **Eric Moten**, G
- 1997 — **Raleigh McKenzie**, C
John Parrella, DT
- 1998 — **Norman Hand**, DT
- 1999 — **Norman Hand**, DT
Raylee Johnson, DE
- 2000 — **John Parrella**, DT
- 2001 — **Raylee Johnson**, DE
- 2002 — **Jason Ball**, C
- 2003 — **Cory Raymer**, C
DeQuincy Scott, DT
- 2004 — **Jamal Williams**, DT
- 2005 — **Jamal Williams**, DT
- 2006 — **Kris Dielman**, G
Marcus McNeill, T
Jamal Williams, DT
- 2007 — **Kris Dielman**, G
- 2008 — **Jamal Williams**, DT





HISTORY



CHARGERS MOST INSPIRATIONAL PLAYER

(Emil Karas Memorial Award)

- 1975 — Pat Curran, TE
- 1976 — Tom Graham, MLB
- 1977 — Pat Curran, TE
- 1978 — Hank Bauer, HB
- 1979 — Glen Edwards, FS
- 1980 — Rolf Benirschke, K
Glen Edwards, S
Charlie Joiner, WR
- 1981 — Charlie Joiner, WR
- 1982 — Charlie Joiner, WR
- 1983 — Charlie Joiner, WR
- 1984 — Charlie Joiner, WR
- 1985 — Charlie Joiner, WR
- 1986 — Charlie Joiner, WR
- 1987 — Woodrow Lowe, LB
- 1988 — Gill Byrd, CB
- 1989 — Gill Byrd, CB
- 1990 — Gill Byrd, CB
- 1991 — Gill Byrd, CB
- 1992 — Gill Byrd, CB
- 1993 — Gill Byrd, CB
- 1994 — Eric Bieniemy, RB
Eric Moten, G
- 1995 — Eric Moten, G
- 1996 — Kevin Ross, S
- 1997 — Junior Seau, LB
- 1998 — Charles Dimry, CB
- 1999 — Charles Dimry, CB
- 2000 — John Parrella, DT
- 2001 — John Parrella, DT
- 2002 — Junior Seau, LB
- 2003 — Doug Flutie, QB
LaDainian Tomlinson, RB
- 2004 — Drew Brees, QB
- 2005 — Randall Godfrey, LB
- 2006 — Randall Godfrey, LB
- 2007 — Carlos Polk, LB
Philip Rivers, QB
- 2008 — Quentin Jammer, CB

CHARGERS DEFENSIVE PLAYER OF YEAR

(David Griggs Memorial Award)

- 1996 — Rodney Harrison, S
- 1997 — Rodney Harrison, S
- 1998 — Junior Seau, LB
- 1999 — Junior Seau, LB
- 2000 — Rodney Harrison, S
- 2001 — Rodney Harrison, S
Ryan McNeil, CB
- 2002 — Donnie Edwards, LB
- 2003 — Donnie Edwards, LB
- 2004 — Jamal Williams, DT
- 2005 — Jamal Williams, DT
- 2006 — Shawne Merriman, LB
- 2007 — Antonio Cromartie, CB
- 2008 — Jamal Williams, DT

CHARGERS OFFENSIVE PLAYER OF YEAR

(Rodney Culver Memorial Award)

- 1996 — Tony Martin, WR
- 1997 — Gary Brown, RB
- 1998 — Natrone Means, RB
- 1999 — Jeff Graham, WR
- 2000 — Freddie Jones, TE
- 2001 — LaDainian Tomlinson, RB
- 2002 — LaDainian Tomlinson, RB
- 2003 — LaDainian Tomlinson, RB
- 2004 — Antonio Gates, TE
- 2005 — Antonio Gates, TE
LaDainian Tomlinson, RB
- 2006 — Philip Rivers, QB
- 2007 — LaDainian Tomlinson, RB
- 2008 — Philip Rivers, QB

CHARGERS SPECIAL TEAMS PLAYER OF YEAR

- 1978 — Artie Owens, WR
Pete Shaw, S

- 1979 — Pete Shaw, S
- 1980 — Hank Bauer, RB
- 1981 — Hank Bauer, RB
- 1982 — Ray Preston, LB
- 1983 — Derrie Nelson, LB
- 1984 — Vince Osby, LB
- 1985 — Derrie Nelson, RB
- 1986 — Ty Allert, LB
- 1987 — Daniel Hunter, CB
- 1988 — Randy Kirk, LB
- 1989 — Ken Woodard, LB
- 1990 — John Carney, K
- 1991 — Darren Carrington, S
- 1992 — Darren Carrington, S
- 1993 — Lew Bush, LB
- 1994 — Andre Coleman, WR
- 1995 — Andre Coleman, WR
- 1996 — Mark Montreuil, CB
- 1997 — Eric Metcalf, WR
- 1998 — Steve Tovar, LB
- 1999 — Fred McCrary, FB
- 2000 — Darren Bennett, P
- 2001 — Ronney Jenkins, RB
- 2002 — Carlos Polk, LB
- 2003 — Leon Johnson, RB
Carlos Polk, LB
- 2004 — Mike Scifres, P
- 2005 — Kassim Osgood, WR
- 2006 — Kassim Osgood, WR
- 2007 — Kassim Osgood, WR
- 2008 — Darren Sproles, PR-KR

CAPTAINS

- 1961 — Jack Kemp (QB), Bill Hudson (DT)
- 1962 — Dave Kocourek (TE), Chuck Allen (MLB)
- 1963 — Ron Mix (T), Emil Karas (LB)
- 1964 — Tobin Rote (QB), Earl Faison (DE)
- 1965 — John Hadl (QB), Chuck Allen (MLB)
- 1966 — John Hadl (QB), Chuck Allen (MLB)
- 1967 — John Hadl (QB), Sam Gruneisen (C),
Chuck Allen (MLB), Frank Buncom (LB)
- 1968 — John Hadl (QB), Sam Gruneisen (C),
Chuck Allen (MLB), Frank Buncom (LB)
- 1969 — John Hadl (QB), Ron Mix (T), Chuck
Allen (LB), Rick Redman (MLB)
- 1970 — John Hadl (QB), Sam Gruneisen (C),
Kenny Graham (S), Rick Redman (LB)
- 1971 — John Hadl (QB), Pettis Norman (TE),
Rick Redman (LB), Pete Barnes (LB)
- 1972 — John Hadl (QB), Sam Gruneisen (C),
Deacon Jones (DE)
- 1973 — John Unitas (QB), Deacon Jones (DE)
- 1974 — Russ Washington (T), Coy Bacon
(DE), Dave Rowe (DT)
- 1975 — Russ Washington (T), Chris Fletcher
(S)
- 1976 — Russ Washington (T), Chris Fletcher
(S)
- 1977 — James Harris (QB), Louie Kelcher
(DT), Ray Preston (LB)
- 1978 — Russ Washington (T), Louie Kelcher
(DT)
- 1979 — Russ Washington (T), Louie Kelcher
(DT)
- 1980 — Woodrow Lowe (LB), Doug Wilkerson
(G), Ed White (G), Louie Kelcher (DT)
- 1981 — Woodrow Lowe (LB), Doug Wilkerson
(G), Ed White (G), Louie Kelcher (DT)
- 1982 — Woodrow Lowe (LB), Doug Wilkerson
(G), Ed White (G), Hank Bauer (RB)
- 1983 — Woodrow Lowe (LB), Doug Wilkerson
(G), Ed White (G), Ray Preston (LB)
- 1984 — Woodrow Lowe (LB), Doug Wilkerson
(G), Charlie Joiner (WR), Ray Preston
(LB)
- 1985 — Woodrow Lowe (LB), Billy Ray Smith
(LB), Ed White (G), Charlie Joiner (WR)
- 1986 — Woodrow Lowe (LB), Charlie Joiner
(WR)

- 1987 — Dan Fouts (QB), Don Macek (C), Billy
Ray Smith (LB), Lee Williams (DE)
- 1988 — Billy Ray Smith (LB), Dennis McKnight
(G), Lee Williams (DE), Don Macek (C)
- 1989 — Billy Ray Smith (LB), Leslie O'Neal (LB),
Anthony Miller (WR), Lee Williams (DE)
- 1990 — Martin Bayless (SS), Richard Brown
(LB), Broderick Thompson (T)
- 91-93 — Alternated each game
- 1994 — Stan Brock (T), Courtney Hall (C),
Leslie O'Neal (DE), Junior Seau (LB)
- 1995 — Stan Brock (T), Courtney Hall (C),
Leslie O'Neal (DE), Junior Seau (LB)
- 1996 — Tony Martin (WR), Eric Moten (G),
Kevin Ross (S), Junior Seau (LB)
- 97-02 — Alternated each game
- 2003 — Drew Brees (QB), Donnie Edwards
(LB), Carlos Polk (LB), LaDainian
Tomlinson (RB)
- 2004 — Donnie Edwards (LB), Carlos Polk (LB),
LaDainian Tomlinson (RB), Jamal
Williams (DT)
- 2005 — Drew Brees (QB), Steve Foley (LB),
Hanik Milligan (S), Kassim Osgood
(WR), LaDainian Tomlinson (RB), Jamal
Williams (DT)
- 2006 — Randall Godfrey (LB), Kassim Osgood
(WR), Philip Rivers (QB), LaDainian
Tomlinson (RB)
- 2007 — Shawne Merriman (LB), Kassim
Osgood (WR), Philip Rivers (QB),
LaDainian Tomlinson (RB), Jamal
Williams (DT)
- 2008 — Philip Rivers (QB), LaDainian Tomlin
son (RB), Jamal Williams (DT), Clinton
Hart (SS), Kassim Osgood (WR)

2004 ALUMNI PLAYER OF THE WEEK

- Wk 1 — Drew Brees
- Wk 2 — Stephen Cooper
- Wk 3 — Jamal Williams
- Wk 4 — Reche Caldwell
- Wk 5 — Jesse Chatman
- Wk 6 — Eric Parker
- Wk 7 — Terrence Kiel
- Wk 8 — Ben Leber
- Wk 9 — Antonio Gates
- Wk 10 — LaDainian Tomlinson
- Wk 11 — Offensive Line
- Wk 12 — Donnie Edwards
- Wk 13 — Mike Scifres
- Wk 14 — Lorenzo Neal
- Wk 15 — Steve Foley
- Wk 16 — Doug Flutie

2005 ALUMNI PLAYER OF THE WEEK

- Wk 1 — Kassim Osgood
- Wk 2 — Randall Godfrey
- Wk 3 — LaDainian Tomlinson
- Wk 4 — Drew Brees
- Wk 5 — Donnie Edwards
- Wk 6 — Roman Oben
- Wk 7 — Jamar Fletcher
- Wk 8 — Antonio Gates
- Wk 9 — Shaun Phillips
- Wk 10 — Keenan McCardell
- Wk 11 — Eric Parker
- Wk 12 — Clinton Hart
- Wk 13 — Jamal Williams
- Wk 14 — Nate Kaeding
- Wk 15 — Luis Castillo

2006 ALUMNI PLAYER OF THE WEEK

- Wk 1 — Shawne Merriman
- Wk 2 — Philip Rivers
- Wk 3 — Jamal Williams
- Wk 4 — Eric Parker
- Wk 5 — LaDainian Tomlinson
- Wk 6 — Nate Kaeding



- Wk 7 – **Marlon McCree**
- Wk 8 – **Randall Godfrey**
- Wk 9 – **Malcom Floyd**
- Wk 10– **Offensive Line**
- Wk 11– **Quentin Jammer**
- Wk 12– **Lorenzo Neal**
- Wk 13– **Antonio Gates**
- Wk 14– **Vincent Jackson**
- Wk 15– **Jacques Cesaire**
- Wk 16– **Shaun Phillips**

- 2007 ALUMNI PLAYERS OF THE MONTH**
- September – **Antonio Gates** (Off), **Jamal Williams** (Def), **Carlos Polk** (ST)
 - October – **LaDainian Tomlinson** (Off), **Stephen Cooper** (Def), **Kassim Osgood** (ST)
 - November – **Kris Dielman** (Off), **Antonio Cromartie** (Def), **Mike Scifres** (ST)
 - December – **Chris Chambers** (Off), **Clinton Hart** (Def), **Brandon Siler** (ST)
 - January – **Philip Rivers** (Off), **Quentin Jammer** (Def), **Mike Scifres** (ST)

- 2008 ALUMNI PLAYERS OF THE MONTH**
- September – **Philip Rivers** (Off), **Quentin Jammer** (Def), **Darren Sproles** (ST)
 - October – **Vincent Jackson** (Off), **Jamal Williams** (Def), **Kassim Osgood** (ST)
 - November – **Malcom Floyd** (Off), **Stephen Cooper** (Def), **Brandon Siler** (ST)
 - December – **Antonio Gates**, **Brandon Manumaleuna** (Off), **Shaun Phillips** (Def), **Antwan Applewhite** (ST)

CHRONOLOGY

1959

- Aug. 14** –First meeting of proposed football league is held in Chicago with representatives of six teams, including Los Angeles entry headed by Barron Hilton.
- Aug. 22** –Second meeting of proposed football league is held in Dallas with announcement that league will be known as "American Football League."
- Oct. 14** –Frank Leahy, former Notre Dame football coach, is named general manager of Los Angeles team.
- Oct. 28** –Gerald Courtney of Hollywood wins expenses-paid trip to Mexico City and Acapulco for submitting "Chargers" in name-the-team contest. The organization liked the name, Chargers, because "Charge" is what fans yelled at USC games in the Coliseum.

1960

- Jan. 7** –Sid Gillman signs three-year contract to become head coach of Chargers.
- March 20** –Owner Barron Hilton unveils Chargers uniforms, blue and gold with lightning bolts on sides of helmets and trousers, at a cocktail party at Hilton's Santa Monica residence. Jack Kemp and Ron Mix model the uniforms. Hilton chose lightning bolts because he associated a "Charge" of lightning with a lightning bolt. He also liked the bolts that were on the helmets of the Air Force Academy football team, but wanted something slightly different, so he had the "Chargers Bolt" designed to be different and placed them on the uniforms.
- April 9-12** –A total of 207 candidates is reduced to three who are invited back to summer training camp after four-day tryout camp in Burbank.
- June 9** –AFL teams sign five-year contract with American Broadcasting Company for televising selected games.
- July 1** –General manager Frank Leahy resigns because of poor health.
- July 8** –Chargers open training camp at Chapman College, Orange, 30 miles Southeast of Los Angeles.
- July 9** –Sid Gillman assumes dual role of coach and general manager.
- Aug. 6** –Paul Lowe returns opening kickoff 105 yards for a touchdown as Chargers defeat New York Titans 27-7 before 27,778 in Los Angeles Coliseum in first preseason game.
- Sept. 10** –The Chargers overcome 20-7 deficit in fourth quarter to defeat Dallas 21-20 before 17,724 persons in Coliseum in opening league game.
- Dec. 10** –A crowd of 9,928 at Coliseum watches Chargers top Denver 41-33 to clinch AFL Western Division title.
- Dec. 23** –Hilton says he will accept invitation to visit San Diego for possible move of Chargers from Los Angeles.

1961

- Jan. 1** –A crowd of 32,183 in Jeppesen Stadium and a national television audience sees host Houston defeat Chargers 24-16 for AFC Championship.
- Jan. 6** –Civic leaders form Greater San Diego Sports Association to attract major-league sports following Hilton's visit to San Diego.
- Feb. 10** –AFL gives Hilton formal approval to move Chargers to San Diego.
- May 1** –Workers begin enlarging the Chargers future home, Balboa Stadium, which will add an upper deck and increase capacity from 23,000 to 34,000.
- July 22** –The Chargers open training camp at University of San Diego.
- Aug. 6** –Balboa Stadium is reminiscent of ancient Roman ruins as Chargers defeat Houston 27-14, on a 93-degree afternoon before paid crowd of 12,304 in first preseason game.
- Nov. 19** –Chargers defeat Dallas 24-14 to clinch AFL West title with five games remaining; Charlie McNeil makes club's 43rd pass interception, a professional record.

- Dec. 17** –The Chargers lose to Boston 41-0 in Balboa Stadium, but Dick Harris intercepts Babe Parilli's pass to Gino Cappelletti, the Chargers 49th interception of the season, setting a new NFL record.
- Dec. 24** –Houston defeats Chargers 10-3 before 29,556 in Balboa Stadium to win second AFL championship.

1962

- Jan. 7** –West defeats East 47-27 in Balboa Stadium in first AFL All-Star game, featuring 11 Chargers players and the team's coaches.
- Sept. 16** –Keith Lincoln returns kickoff 103 yards versus New York Titans for first kickoff return touchdown in team history.

1963

- Jan. 13** –Earl Faison is named Outstanding Defensive Player as West defeats East 21-14 in AFL All-Star game before 27,641 in Balboa Stadium.
- April 30** –Barron Hilton and his father, Conrad, sell one-third of their interest in the Chargers to San Diego businessmen John Mabee, George Pernicano, Kenneth Swanson and James Copley, and Los Angeles businessman M.L. Bengston.
- July 10** –The Chargers open training camp at Rough Acres Ranch, located near Boulevard, a hamlet of 100 persons in the mountains of east San Diego County, 60 miles from the city.
- Dec. 22** –Eight Chargers score and Paul Lowe rushes for 183 yards and two touchdowns on 17 carries as Chargers clinch AFL West title with 58-20 victory over Denver. The season ended one week later than scheduled after AFL postponed games weekend following Nov. 22 assassination of President John F. Kennedy.

1964

- Jan. 5** –Keith Lincoln accounts for 349 yards of total offense as Chargers win AFL Championship defeating Boston 51-10 before 30,127 in Balboa Stadium.
- Jan. 19** –Lincoln is named MVP after gaining 121 yards on 14 carries as West defeats East, 27-14 in front of 20,016 in AFL All-Star game at Balboa Stadium.
- Jan. 29** –AFL signs a five-year television contract with National Broadcasting Company for a record \$36 million; the contract will commence with the 1965 season.
- July 15** –The Chargers open training camp at the Travelodge in Escondido.
- Oct. 3** –The Chargers and New York Jets tied 17-17 before a record AFL crowd of 50,222 fans, including 46,828 paid, in New York's Shea Stadium.
- Nov. 26** –A Balboa Stadium attendance record of 34,865 is set as Buffalo defeats San Diego 27-24 on Thanksgiving Day.
- Dec. 6** –The Chargers defeat the Jets 38-3 before 25,753 in Balboa Stadium to clinch their fourth AFL West title in five years.
- Dec. 26** –With Lance Alworth out of the game with a knee injury and fullback Keith Lincoln sidelined in the first quarter with a fractured rib, the Chargers are beaten 20-7 in Buffalo for the AFL Championship.

1965

- Jan. 16** –Keith Lincoln runs 80 yards for one touchdown and combines on a 73-yard pass play for a touchdown as the West defeats the East 38-14 in the AFL All-Star game at Houston's Jeppesen Stadium. The game, originally moved from San Diego to New Orleans, was switched to Houston on one day's notice after black players experienced mistreatment in New Orleans.
- April 27** –The San Diego City Council endorses construction of a multi-purpose stadium in Mission Valley and drops idea of a floating stadium in Mission Bay.



Continued next page

1965, cont.

- May 17**—The City Council approves expenditure of \$750,000 for architectural and engineering drawings of a 50,000-seat stadium at the southwest corner of Friars Road and Murphy Canyon Road in Mission Valley.
- Nov. 2**—Construction of a \$27 million stadium is authorized by a 73 percent "yes" vote by San Diego citizens.
- Dec. 12**—San Diego wins fifth AFL West title in six years by defeating Houston 37-26.
- Dec. 23**—Paul Lowe and Lance Alworth finish 1-2 in balloting by players for AFL player of the year.
- Dec. 24**—Groundbreaking ceremonies are conducted for San Diego Stadium.
- Dec. 26**—Buffalo defeats the Chargers 23-0 in front of 30,361 in Balboa Stadium for AFL Championship; a new automobile, the "Charger," is introduced by Chrysler officials at halftime.

1966

- Jan. 15**—The AFL All-Stars beat the Buffalo Bills 30-19 as Lance Alworth catches two touchdown passes and Chargers linebacker Frank Buncom is Defensive Player of the Game before a crowd of 35,572 in Houston's Rice Stadium.
- Jan. 18**—Tight end Dave Kocourek, guard Ernest Park, and defensive backs Dick Westmoreland and Jimmy Warren are selected from San Diego by Miami in the allocation draft to stock the new AFL franchise during league meeting in Houston.
- June 8**—AFL and NFL teams announce plans to merge in 1970; the Chargers and Los Angeles Rams announce they will play three preseason games in San Diego Stadium beginning in 1967.
- Aug. 25**—Eugene V. Klein of Beverly Hills heads a group of 21 business executives who purchase the Chargers for \$10 million, a record transaction in professional football.

1967

- Aug. 20**—San Diego Stadium is dedicated before a crowd of 45,988; Detroit defeats the Chargers 38-17 in San Diego's first meeting with an NFL team.
- Oct. 15**—Leslie "Speedy" Duncan has 203 yards in returns, 35 on a fumble recovery for a touchdown, 68 on four kickoff returns, and 100 for a touchdown on the longest interception return in AFL history as the Chargers defeat Kansas City 45-31 in a game in which the teams combine for 897 yards total offense and 622 yards in returns.
- Dec. 3**—The Chargers fall to Oakland 41-21 before 52,661, the first sellout crowd in San Diego Stadium history; another 2,018 persons watch the game on closed-circuit television at the San Diego Sports Arena.

1968

- Aug. 3**—The Chargers open the preseason at home and score their first victory over an NFL team, defeating San Francisco 30-18 before 39,553 in San Diego Stadium.
- Nov. 24**—Leslie "Speedy" Duncan sets an AFL record with a 95-yard punt return for a touchdown in a 37-15 loss to the New York Jets in San Diego Stadium.

1969

- July 11**—The Chargers open training camp at UC Irvine.
- Sept. 28**—The Chargers defeat the defending Super Bowl III champion New York Jets before a record San Diego Stadium crowd of 54,042.
- Nov. 14**—Offensive backfield coach Charlie Waller is named head coach following the resignation of Sid Gillman, who is suffering from a stomach ulcer and chest hernia. Gillman continues as general manager.
- Dec. 14**—Lance Alworth sets a professional record with a pass reception in his 96th consecutive game; the Chargers finish with an 8-6 record and a 45-6 victory over Buffalo.

1970

- Jan. 17**—John Hadl completes 18 of 26 passes for 224 yards and one touchdown while leading the West to a 26-3 victory over the East in the final AFL All-Star game before 30,170 in the Houston Astrodome.
- Sept. 27**—Smoke and ashes from a huge fire in San Diego's east county darken the skies over San Diego Stadium as John Hadl hurls touchdown passes of 65 yards to Jeff Queen and 37 yards to Lance Alworth in the final 5:18, giving the Chargers a 27-27 tie with Oakland.
- Dec. 30**—Sid Gillman returns as head coach and Charlie Waller becomes offensive coach in staff reorganization announced by President Gene Klein.

1971

- Feb. 13**—Harland Svare is named general manager.
- May 19**—The Chargers trade wide receiver Lance Alworth to Dallas for tight end Pettis Norman, tackle Tony Liscio and defensive tackle Ron East.
- Nov. 15**—Dennis Partee's 45-yard field goal at the gun lifts the Chargers to a 20-17 Monday Night Football victory over St. Louis.
- Nov. 22**—After a 34-33 loss at Oakland leaves San Diego with a 4-6 record, Head Coach Sid Gillman resigns and is replaced on an interim basis by General Manager Harland Svare.
- Dec. 19**—Svare is named head coach in a locker room press conference following 49-33 loss at Houston.

1972

- Jan. 18**—John Hadl is named National Football League "Man of the Year" for top citizen-athlete of 1971; a \$25,000 scholarship fund in Hadl's name will benefit San Diego students.
- March 28**—Former Chargers great Lance Alworth is inducted into the San Diego Hall of Fame at the Balboa Park Hall of Champions.
- Sept. 5**—The Chargers trade defensive tackle George Wright to Cleveland for a 1973 fifth-round draft choice, climaxing a 221-day period in which General Manager-Head Coach Harland Svare consummates 21 trades, an NFL record.
- Dec. 3**—The Chargers outgain Oakland, 440 yards to 298, and Mike Garrett rushes for 145 yards on 28 carries but the Bolts lose 21-19 before a record San Diego Stadium crowd of 54,611.

1973

- Jan. 22**—The Chargers obtain future Hall-of-Fame quarterback Johnny Unitas from Baltimore.
- Jan. 25**—The Chargers trade quarterback John Hadl to Los Angeles for defensive end Coy Bacon and running back Bob Thomas.
- Sept. 30**—Unitas' 30-yard pass to Mike Garrett against Cincinnati in San Diego makes Unitas the first quarterback to pass for more than 40,000 yards.
- Nov. 5**—Harland Svare resigns as head coach but remains general manager; Ron Waller is appointed interim head coach.

1974

- Jan. 8**—Tommy Prothro is named the fifth head coach of the Chargers by President Gene Klein.
- Jan. 29**—Prothro's first significant trade sends Walt Sweeney, a 32-year-old former all-pro guard who played in 154 consecutive games for the Chargers, to Washington for a draft choice.
- July 3**—The Chargers open training camp at a new base, U.S. International University.
- Sept. 29**—Rookie Don Woods, claimed on waivers 12 days earlier from Green Bay, rushes for 157 yards on 18 carries and scores on a 56-yard run, but defending Super Bowl VIII Champion Miami scores 21 points in the final 11 minutes for a 28-21 victory.
- Dec. 15**—Don Woods rushes for 105 yards to set a team and NFL rookie single-season record with 1,162 yards; the Chargers 17-0 victory over Denver represents their first shutout in 105 games.

1975

- Jan. 2**—Don Woods is named NFL Rookie of the Year.
- March 10**—Former Chargers tackle Ron Mix is inducted into the San Diego Hall of Fame.
- Dec. 7**—The Chargers end an 11-game losing streak by defeating Kansas City 28-20.

1976

- Jan. 20**—Harland Svare resigns as general manager.
- Feb. 16**—John Sanders is named the team's new general manager.
- July 5**—The University of California at San Diego becomes the sixth summer training base in club history.
- Aug. 8**—San Diego defeats New England 27-17 in Norman, Oklahoma, to begin a 15-day travel odyssey.
- Aug. 15**—A crowd of 38,000 watches the St. Louis Cardinals defeat the Chargers 20-10 in Tokyo's Korakuen Stadium.
- Aug. 21**—The Chargers complete their international trip with a 17-16 loss to San Francisco in Honolulu.
- Sept. 28**—The Chargers explode for 27 points in the second quarter and demolish St. Louis 43-24 for a 3-0 regular-season start, their best since 1968.
- Oct. 17**—The Chargers invite many of their former players to an alumni weekend in San Diego and celebrate the occasion with a 30-27 victory over Houston; the late Frank Buncom, Bob Laraba, Emil





Karas and Jacque MacKinnon are made honorary members of the new Chargers Hall of Fame.

1977

- Oct. 30**—Rolf Benirschke's point after touchdown with time elapsed following James Harris' five-yard touchdown run on a fourth-down play, gives Chargers 14-13 win at Miami.
- Nov. 13**—Lance Alworth, who starred for the Chargers from 1962-1970, becomes the first member of the Chargers Hall of Fame at halftime of the Chargers game with Denver.
- Nov. 20**—With quarterbacks James Harris and Bill Munson sidelined with injuries and Dan Fouts not having reported, the Chargers beat defending Super Bowl XI Champion Oakland 12-7 behind rookie quarterback Cliff Olander before 50,887 in San Diego Stadium.

1978

- Jan. 23**—Lance Alworth becomes the first player from the AFL to be named to the Pro Football Hall of Fame; it is announced at halftime of the AFC-NFC Pro Bowl in Tampa.
- Sept. 25**—Don Coryell is named the sixth head coach of the Chargers by President Gene Klein after Tommy Prothro resigns.
- Oct. 8**—The Chargers control the ball for 45 minutes, 17 seconds, and defeat Denver 23-0 for Coryell's first victory.
- Nov. 5**—Ron Mix is inducted into the Chargers Hall of Fame at halftime of the Cincinnati game.
- Nov. 12**—Dan Fouts' 14-yard pass to John Jefferson with no time remaining gives the Chargers a 29-23 overtime win against Kansas City.

1979

- Jan. 29**—Ron Mix becomes the second AFL player and second Charger to be named to the Pro Football Hall of Fame; it is announced during halftime of the AFC-NFC Pro Bowl.
- May 3**—The Chargers trade the 20th and 47th picks in the NFL Draft for Cleveland's 13th choice, with which San Diego chooses tight end Kellen Winslow from the University of Missouri.
- Oct. 21**—Quarterback Dan Fouts passes for 326 yards in a 40-16 victory at Los Angeles to tie NFL record for consecutive 300-yard passing games.
- Oct. 25**—Fouts sets an NFL record with his fourth-consecutive 300-yard passing game, throwing for 303 yards at Oakland.
- Nov. 18**—Paul Lowe is inducted into the Chargers Hall of Fame during halftime of Pittsburgh game.
- Dec. 11**—The Chargers clinch their first playoff berth in 14 years, scoring all their points in the first half of a 35-0 victory at New Orleans.
- Dec. 17**—The Chargers defeat Denver 17-7 for their first division title since 1965; the game is played before 51,910 in San Diego Stadium and a national Monday Night Football television audience.

1980

- Jan. 14**—General Manager John Sanders is named NFL Executive of the Year in balloting of other NFL executives conducted by *The Sporting News*.
- Jan. 27**—Head coach Don Coryell and his staff, along with players Russ Washington, Dan Fouts, Gary Johnson, Fred Dean, John Jefferson, Charlie Joiner and Ed White represent the Chargers on AFC squad in Pro Bowl at Hono-lulu's Aloha Stadium.
- Sept. 14**—Dan Fouts' 24-yard touchdown pass to John Jefferson gives the Chargers a 30-24 victory over Oakland in overtime before 51,943 at San Diego Stadium.
- Sept. 28**—The Chargers win their fourth game in a row against AFC West opponents, defeating Kansas City 24-7 at Arrowhead Stadium. The 4-0 record is the Chargers' best at the beginning of the season since 1966.
- Oct. 19**—Dan Fouts sets a club record with 444 yards passing and the Chargers 44-7 victory over the New York Giants is the most one-sided by a San Diego team since 1969.
- Nov. 30**—Running back Keith Lincoln and Barron Hilton are inducted into the Chargers Hall of Fame.
- Dec. 22**—Kellen Winslow catches 10 passes for 171 yards and Chargers clinch second straight AFC West title by defeating Pittsburgh 26-17 before 51,785 in San Diego Stadium and a national Monday Night Football television audience. San Diego Mayor Pete Wilson announces that the stadium will be renamed San Diego Jack Murphy Stadium in honor of Jack Murphy, late sports editor of *The San Diego Union*.

1981

- Feb. 1**—Eight Chargers compete on the AFC Pro Bowl squad and, for

the first time in Pro Bowl history, three defensive linemen from the same team, Gary Johnson, Louie Kelcher and Fred Dean, are in the starting lineup.

- Sept. 7**—Dan Fouts passes for 330 yards and three touchdowns, Chuck Muncie rushes for 161 yards, and Charlie Joiner catches six passes for 191 yards as the Chargers rout Cleveland 44-14 before 78,904 fans in Cleveland in the season opener on Monday Night Football.
- Nov. 22**—Dan Fouts passes for six touchdowns, including four to Kellen Winslow, who also catches a fifth from Chuck Muncie, in 55-21 win at Oakland.
- Nov. 29**—Ernie Ladd and Walt Sweeney, stars of the 1960s, are inducted into the Chargers Hall of Fame.
- Dec. 21**—The Chargers clinch their third straight AFC West championship on the final Monday night of the season, defeating Oakland 23-10.

1982

- Jan. 2**—Rolf Benirschke's 27-yard field goal after 13:52 of overtime gives the Chargers a dramatic 41-38 victory over Miami in the Orange Bowl in one of the most epic playoff games in NFL history.
- Jan. 10**—After playing in perhaps the greatest game, the Chargers lose the AFC Championship on the coldest; the temperature is nine degrees below zero and wind-chill factor is 59 below as Cincinnati beats the Chargers 27-7 at Riverfront Stadium in Cincinnati.
- Sept. 12**—Rolf Benirschke kicks three field goals and the Chargers defense doesn't allow a touchdown for the first time since Dec. 9, 1979, as San Diego wins season opener 23-3 in Denver.
- Sept. 21**—NFL Players Association walks out on strike.
- Nov. 16**—Management Council and NFLPA reach agreement after missing eight weeks of season.
- Nov. 22**—Raiders beat San Diego in Los Angeles 28-24 on opening Monday night after strike; Chargers held 24-0 lead in second quarter.
- Dec. 11**—Dan Fouts ties club records with 444 yards passing and 33 completions; Chargers have three receivers with over 100 yards receiving; San Diego beats Super Bowl XVI champion San Francisco 41-37.
- Dec. 20**—The Chargers set four team records, including one for 661 total yards, while defeating defending AFC Conference Champion Cincinnati 50-34.

1983

- Jan. 9**—Chuck Muncie runs for 126 yards on 25 carries, his third straight 100-yard performance, and Dan Fouts throws for 333 yards as Chargers win opening-round playoff game in Pittsburgh 31-28.
- Jan. 16**—Miami picks off five Dan Fouts passes and holds visitors scoreless in the second half, defeating San Diego in second round 34-13.
- April 11**—The Chargers sign 20-year lease with City of San Diego to play their games in San Diego Jack Murphy Stadium. Lease contains terms to expand stadium to 60,100 seats.
- April 26**—San Diego uses three first-round draft choices to select Billy Ray Smith, Gary Anderson and Gill Byrd.
- 1983, cont.**
- Oct. 2**—Dan Fouts injures throwing shoulder in 41-34 victory at New York Giants; Chargers improved record to 2-3 after worst start since 1978 and Fouts plays next two weeks before missing six games during year due to injury.
- Oct. 10**—Construction begins on San Diego Jack Murphy Stadium to expand seating capacity to 60,100.
- Nov. 27**—Quarterback John Hadl is inducted into Chargers Hall of Fame at halftime of Denver game.
- Dec. 11**—Kellen Winslow catches 14 passes versus Kansas City to set club record.

1984

- Jan. 16**—Rolf Benirschke is named NFL/Miller Man of the Year.
- May 1**—Construction concludes expansion of San Diego Jack Murphy Stadium to capacity of 60,100.
- May 24**—NFL announces San Diego will host Super Bowl XXII, Jan. 31, 1988.
- June 5**—The Chargers draft Lee Williams in first round of supplemental draft of non-NFL professionals.
- Aug. 1**—Alex G. Spanos purchases majority interest in Chargers from Eugene V. Klein; Spanos, of Stockton, Calif., is one of America's leading apartment complex builders.
- Aug. 28**—Spanos is officially approved as majority owner of Chargers by vote of NFL owners. "I'm on cloud nine," said Spanos. "This is the culmination of a dream, a lifelong dream. I'm a very happy man today."
- Oct. 7**—Kellen Winslow catches 15 passes at Green Bay to set new club record.

Continued next page



1984, cont.

- Oct. 29**—Linebacker Chuck Allen is inducted into Chargers Hall of Fame at halftime of Seattle game.
Nov. 25—Charlie Joiner sets NFL record with his 650th pass reception in fourth quarter of game at Pittsburgh.
Dec. 11—Charlie Joiner Day in San Diego is declared by Mayor Roger Hedgecock.

1985

- May 10**—The Chargers have a club-record 107 players at mini camp.
Nov. 3—Wide receiver Gary Garrison and head coach Sid Gillman are inducted into the Chargers Hall of Fame at halftime of game with Denver Broncos.
Nov. 10—Lionel James gains 345 all-purpose yards in 40-34 overtime victory versus Los Angeles Raiders, second-most in NFL history behind 373 yards by Houston's Billy Cannon at New York on Dec. 10, 1961. James caught 11 passes and scored winning touchdown on 17-yard run.
Nov. 17—Gary Anderson returns opening kickoff at Denver 98 yards for touchdown, the second kickoff return for touchdown in club history.
Dec. 22—Guard Ed White sets NFL record by playing in 241st NFL game, most all-time among offensive linemen; Mark Herrmann sets club records with 37 completions and 58 attempts at Kansas City while starting for injured Dan Fouts.
Dec. 23—Head coach Don Coryell has his contract extended and receivers coach Al Saunders is promoted to assistant head coach.

1986

- Sept. 7**—San Diego opens season with 500 yards total offense, 224 rushing and 276 passing, and a 50-28 victory over Miami.
Oct. 26—Chargers lose seventh straight game 23-7 at Philadelphia in Week 8.
Oct. 29—Assistant Head Coach Al Saunders is named the seventh head coach in Chargers history following the resignation of Don Coryell; at age 39, Saunders is the youngest head coach in the NFL.
Nov. 9—The 1-8 Chargers defeat the 8-1 Broncos in Denver 9-3 for Saunders' first win as an NFL head coach.

1987

- Jan. 6**—Head coach Al Saunders signs a five-year contract.
Jan. 12—Wide receiver Charlie Joiner retires with 750 career receptions, most in NFL history; he is named wide receivers coach for the Chargers.
Jan. 27—Steve Ortmyer is named director of football operations.
Sept. 22—NFL Players Association begins strike which lasts 24 days, causing cancellation of Week 3 games before replacement teams are fielded.
Oct. 15—NFLPA strike ends.
Oct. 18—Chargers finish as one of NFL's two undefeated (3-0) strike teams, winning all games in fourth quarter, including 23-17 win over Los Angeles Raiders, Chargers first win over Raiders in Coliseum.
Nov. 15—San Diego's 16-14 win over Raiders on national television gives Chargers eighth-straight win, best record in NFL (8-1), and first sweep of Raiders since 1981.
Dec. 27—Chargers finish 8-7, first winning record since 1982, despite ending season with six straight losses, including 24-0 loss in Denver blizzard.

1988

- Jan. 31**—San Diego hosts Super Bowl XXII in Jack Murphy Stadium; Washington defeats Denver 42-10.
March 24—Quarterback Dan Fouts retires after 15-year career in which he set seven NFL records, 42 club records, and became NFL's second all-time leading passer with 43,040 yards.
Sept. 18—Chargers end eight-game regular season losing streak with 17-6 win over Seattle, their first win against Seahawks since 1983.
Nov. 27—Dan Fouts' jersey number 14 is retired at halftime of "Dan Fouts Day" game in San Diego; Chargers lose to 49ers 48-10.
Dec. 18—Gary Anderson sets club records with 34 rushing attempts and 217 yards in 24-13 win versus Kansas City.
Dec. 19—Head coach Al Saunders is released.

1989

- Feb. 9**—Forty-six-year-old Dan Henning, the former Chargers quarterback, Redskins assistant and Falcons head coach, is named the eighth head coach in Chargers history.
Dec. 17—Marion Butts sets a club record with 39 carries and a team rookie record with 176 yards in 20-13 win over Kansas City.
Dec. 18—Director of Football Operations Steve Ortmyer is released.
Dec. 24—Chargers end the season with 19-16 win over AFC Champion

Denver, marking 14th game in a row opponents were held to 20 points or less, and the 13th game of season decided by seven points or less.

1990

- Jan. 3**—Bobby Beathard is named general manager.
Jan. 25—Dick Daniels is named assistant general manager.
March 11—Former team president Eugene V. Klein dies.
April 17—The Chargers announce the formation of a cheerleading dance team to be named "The Charger Girls."
Oct. 28—Gill Byrd intercepts two passes versus Tampa Bay, the 29th and 30th of his career, to surpass Dick Harris for the most in team history.
Dec. 16—Marion Butts gains 71 yards at Denver to set a new Chargers single-season rushing record with 1,225 yards, surpassing Earnest Jackson's 1,179 yards.

1991

- Feb. 19**—Ed White is inducted into the Breitbard Hall of Fame.
April 5—Alex Spanos serves as National Chairman of the United Service Organization's Golden Anniversary Salute Luncheon in Los Angeles and produces the USO's most successful fund-raising event in history; the event raises more than \$4.5 million.
Oct. 6—The 0-5 Chargers defeat the 3-2 Raiders 21-13 in the Coliseum for their first victory of 1991; it was San Diego's first non-strike victory in the Coliseum since the Raiders moved to Los Angeles.
Dec. 23—Head coach Dan Henning and the entire coaching staff are released.

1992

- Jan. 2**—Former Georgia Tech head coach Bobby Ross is named the ninth head coach in team history.
Aug. 13—The Chargers acquire quarterback Stan Humphries in trade with Washington Redskins.
Nov. 1—Chargers defeat Indianapolis 34-14; become first team in NFL history to win four straight games after starting season 0-4.
Dec. 20—Chargers clinch first playoff berth since 1983 with 36-14 win at Raiders; make history as only team to start season 0-4 and finish season by making playoffs and posting winning record.
Dec. 27—Chargers win AFC West title with 31-14 victory over Seattle in Kingdome.

1993

- Jan. 2**—Marion Butts runs for 119 yards and one touchdown as offense gains 342 yards on rain-soaked field at Jack Murphy Stadium as the Chargers shut out Kansas City 17-0 in AFC Wild Card Playoff game; Chargers' defense has seven sacks and two interceptions.
Jan. 10—Miami intercepts Stan Humphries four times and holds visitors scoreless as Dolphins defeat San Diego 31-0 in AFC Divisional Playoffs.
Sept. 19—Dan Fouts and Charlie Joiner are inducted into the Chargers Hall of Fame in ceremony at halftime of Oilers game; the team also salutes all of its former players, including members from the 1963 championship team. The same afternoon, John Carney connected on his 29th consecutive field goal, shattering the NFL record of 25 in a row set by Morten Andersen of New Orleans. Carney kicked six field goals for the second time this season as the Chargers edged the Oilers 18-17.
Oct. 27—NFL owners meet in suburban Chicago and award Super Bowl XXXII—scheduled for January 25, 1998—to San Diego.
Nov. 9—In recognition of Alex Spanos' efforts to help bring Super Bowl XXXII to San Diego, Mayor Susan Golding proclaims Nov. 9, 1993, "Alex G. Spanos Day" in San Diego.
Nov. 29—The Chargers make their first appearance on ABC's Monday Night Football since October 6, 1986, and defeat the Indianapolis Colts at the Hoosier Dome 31-0.
Dec. 12—Barron Hilton is honored before the Chargers-Packers game with a tribute and the unveiling of a bronze sculpture to be on permanent display at Jack Murphy Stadium. Hilton was one of the founding members of the American Football League in 1959 and brought the Chargers to San Diego in 1961 to become the city's first major league sports franchise.

1994

- July 30**—The Chargers fall to the Atlanta Falcons 21-17 in the team's second appearance in the Hall of Fame game in Canton, Ohio.
Aug. 13—San Diego makes its first appearance in an American Bowl game, losing to the New York Giants 28-20 in Olympic Stadium in Berlin, Germany. The game concludes the longest road trip in team history; the Chargers played two games during their 10-day road trip.
Sept. 4—Stanley Richard returns an interception 99 yards for a touchdown





to give San Diego a 27-24 lead at halftime on the way to a remarkable 37-34 come-from-behind win in Denver to open the season.

- Sept. 18**—Stan Humphries and Tony Martin combine on an NFL record-tying 99-yard touchdown completion; Chargers defeat the Seahawks in Husky Stadium 27-10.
- Sept. 25**—The Chargers defeat the Raiders in Los Angeles 26-24 on a 33-yard John Carney field goal with two seconds remaining; Bolts improved their record to 4-0, the team's best start since 1980.
- Oct. 16**—San Diego remains NFL's only unbeaten team (6-0), winning at New Orleans 36-22.
- Dec. 18**—Chargers clinch AFC Western Division title with 21-6 win over the N.Y. Jets in Giants Stadium.

1995

- Jan. 8**—The Chargers advance to the AFC Championship game with a 22-21 victory over Miami in front of a record home crowd of 63,381; San Diego recovered from a 21-6 third-quarter deficit.
- Jan. 15**—The Chargers advance to the Super Bowl for the first time in franchise history with a stunning 17-13 victory over the heavily-favored Pittsburgh Steelers at Three Rivers Stadium. Linebacker Dennis Gibson knocked down a Neil O'Donnell pass and stopped the Steelers on downs on the Chargers' three-yard line with 1:04 left in the game. The team returns to San Diego following the game and is greeted by an estimated crowd of 70,000 screaming fans packed inside Jack Murphy Stadium.
- Jan. 29**—In Super Bowl XXIX in Miami, Florida, the Chargers suffer a 49-26 loss to the San Francisco 49ers.
- Jan. 30**—More than 100,000 San Diegans crowd the streets of downtown San Diego at a post-Super Bowl parade to show support for the Chargers upon their return from Miami.
- Feb. 1**—Defensive Coordinator Bill Arnsparger retires.
- March 6**—Chargers President/Vice Chairman Dean Spanos announces that the team has come to an agreement with the City of San Diego to extend its lease and call San Diego home through the year 2020. As part of the agreement, plans are outlined to permanently expand the seating capacity of Jack Murphy Stadium to accommodate more than 70,000 fans and modernize the 28-year-old facility.
- May 2**—Chargers President/Vice Chairman Dean Spanos signs General Manager Bobby Beathard and Head Coach Bobby Ross to contract extensions through the 1999 season.
- May 18**—Alex Spanos announces plans to create the Alex G. Spanos San Diego Foundation, a nonprofit organization designed to "help San Diego build on its strengths by supporting individuals, activities and organizations that work to make the city a better place to live." In addition, he announces the donation of \$1.5 million to the San Diego Hall of Champions.
- June 19**—Linebacker David Griggs is killed in a one-car accident in Davie, Florida, becoming the first player in team history to die while on the active roster.
- July 29**—Kellen Winslow is inducted into the Pro Football Hall of Fame.
- Aug. 19**—San Diego's preseason game at Houston is cancelled due to an "unsafe" playing surface at the Houston Astrodome. It marks the first time an NFL game has been cancelled.
- Sept. 3**—The Chargers become the first team to play a regular-season game versus the Raiders at the Oakland Coliseum since 1981.
- Nov. 27**—Dwayne Harper ties a team record with three interceptions in a 12-6 win over the Raiders.
- Dec. 17**—John Carney becomes the team's all-time field goal leader when he kicks his 147th and 148th career field goals in a 27-24 win at Indianapolis. Carney surpasses Rolf Benirschke's record of 146.
- Dec. 23**—Shaun Gayle returns an interception 99 yards through a barrage of snowballs thrown by New York fans as the Chargers seal a 27-17 win over the Giants at the New Jersey Meadowlands. It is the Chargers' fifth-consecutive win and clinches San Diego's third playoff berth in the past four seasons.
- Dec. 31**—The Chargers lose to the Indianapolis Colts 35-20 in a Wild Card Playoff game at Jack Murphy Stadium, ending San Diego's hope of returning to a second consecutive Super Bowl.

1996

- Jan. 27**—The Pro Football Hall of Fame announces that Charlie Joiner will be one of the players inducted as part of its Class of 1996; induction ceremonies are scheduled to take place July 27, 1996.
- April 3**—Chargers President/Vice Chairman Dean Spanos announces that minority owner George Perricano has been selected to be the 19th member of the Chargers Hall of Fame.
- May 11**—Running back Rodney Culver and his wife, Karen, are killed in the crash of ValuJet Flight 592 in the Florida Everglades. Culver is

the second player in team history to die while on the active roster after David Griggs was killed in a one-car accident in Davie, Florida, 11 months earlier.

- July 27**—The Chargers defeat the Pittsburgh Steelers 20-10 in Tokyo, Japan, in the American Bowl preseason opener. It was the Chargers second American Bowl appearance and the team's second trip to Japan. The team played against the St. Louis Cardinals in Japan in 1976.
- Sept. 8**—Minority owner George Perricano is inducted into the Chargers Hall of Fame at halftime of the Chargers-Bengals game. San Diego wins the game 27-14.
- Nov. 2**—Alex Spanos is the recipient of the Gloria Swanson Humanitarian Award at the American Cinema Awards 11th Annual All-Star Gala in Beverly Hills; the award is given to the individual who contributes beyond all others to those who are less fortunate in the United States and around the world.

1997

- Jan. 3**—Head Coach Bobby Ross resigns and the coaching staff is released.
- Jan. 10**—Alex Spanos donates \$1 million to the American Red Cross to assist flood victims in Northern California.
- Jan. 19**—General Manager Bobby Beathard names former Jacksonville Jaguars Offensive Coordinator Kevin Gilbride the 10th head coach in team history.
- Feb. 13**—The Alex G. Spanos Sports Fields are dedicated at Kate Sessions Elementary School in Pacific Beach, culminating a \$102,000 donation from the Alex Spanos family. The students from Kate Sessions and The Bishops School, as well as the general community of Pacific Beach, use the fields.
- May 23**—Dean Spanos introduces Rolf Benirschke as the 20th selectee to the Chargers Hall of Fame; induction ceremonies will take place at halftime of the Chargers-Ravens game on Sept. 28.
- Aug. 2**—62,542 fans witness the Chargers defeat the San Francisco 49ers 20-13 in a preseason game; it is the first-ever game played in the newly renovated and expanded Qualcomm Stadium.
- Sept. 14**—John Carney surpasses Rolf Benirschke as the Chargers' all-time leading scorer with his 767th career point in a game against the Carolina Panthers.
- Nov. 16**—The Chargers establish a single-game home attendance record when 65,714 fans watch the Chargers play the Oakland Raiders. It is the second consecutive week and fourth time during the 1997 season that the Chargers surpass the previous home regular-season record of 63,012 set versus the then-Los Angeles Raiders on Monday, Dec. 5, 1994.

1998

- Jan. 20**—Former Atlanta Falcons Head Coach June Jones is named the Chargers quarterbacks coach.
- Feb. 27**—Stan Humphries, the only quarterback in team history to lead the team to an AFC Championship, announces his retirement at a press conference at Chargers Park. Alex Spanos announces that he will make a \$100,000 donation to create the Brooke Humphries Heart Fund at Children's Hospital.
- March 12**—The Chargers obtain the second overall pick in the 1998 NFL Draft by trading their 1998 first-round choice (No. 3), 1998 second-round choice (No. 32), 1999 first-round choice, WR-KR Eric Metcalf and LB Patrick Sapp to the Arizona Cardinals. The Bolts use the second overall pick to select quarterback Ryan Leaf from Washington State.
- Sept. 6**—The Chargers defeat the Buffalo Bills 16-14 in front of 64,037 fans, marking the largest crowd at a Chargers home opener in team history.
- Oct. 13**—Head Coach Kevin Gilbride is released after the sixth game of the season. After winning their first two games to open the 1998 season, the Chargers lose four in a row as their record falls to 2-4. Quarterbacks coach June Jones takes over as the Chargers' interim head coach.
- Nov. 29**—The Chargers set a home attendance record when 66,532 fans watch the Bolts play the undefeated defending Super Bowl Champion Denver Broncos, who defeat the Chargers 31-16. At halftime, cornerback Gill Byrd is formally inducted as the 21st member of the Chargers Hall of Fame.

1999

- Jan. 20**—Former Oregon State Head Coach Mike Riley is named the 12th head coach in Chargers history. Riley replaces June Jones who accepted a job as the head coach at the University of Hawaii following the end of the 1998 regular season.

Continued next page



1999, cont.

March 22—Quarterback Jim Harbaugh is acquired in trade with Baltimore for a conditional draft choice in 2000.

Sept. 19—The Chargers defeat the Bengals in Cincinnati 34-7 making Mike Riley the first Chargers head coach to win his debut since Sid Gillman in 1960, the first year of the franchise.

Oct. 24—The Chargers set a home attendance record when 68,274 fans fill the stadium to watch the Bolts play Green Bay; the Packers win the game 31-3.

Nov. 21—Gary "Big Hands" Johnson is inducted into the Chargers Hall of Fame at halftime of the game versus Chicago.

Nov. 28—Harbaugh passes for a career-high 404 yards at Minnesota, making him the only quarterback in Chargers history, other than Dan Fouts, to pass for more than 400 yards in a game.

2000

Jan. 2—The Chargers finish the 1999 regular season with a 12-6 win in Denver, giving San Diego an overall record of 8-8 and an intra-division mark of 5-3, best in the AFC West. The win in Denver is the team's first since 1994, and the 8-8 mark is the team's best since 1996.

March 22—The Spanos family and the Chargers announce the contribution of more than \$3 million toward the new *Chargers Champions* community outreach initiative benefiting students, schools and educators who are "making the difference" for San Diego's future. *Chargers Champions* also encompasses the team's ongoing support of youth and high school football as well as its long-standing community service programs, such as the Blood Drive.

April 25—Bobby Beathard, who helped guide the Chargers to Super Bowl XXIX as well as two AFC West Championships and three playoff appearances during his 10 years as general manager, retires after 37 years in the NFL. Beathard is replaced by Ed McGuire, who is named vice president of football operations by team President Dean Spanos.

June 6—The Spanos family contributes \$250,000 through *Chargers Champions* to create and fund freshman football and freshman volleyball in San Diego City Schools beginning in Fall, 2000.

Sept. 24—Guard Doug Wilkerson is inducted as the 23rd member of the Chargers Hall of Fame in halftime ceremonies of the Chargers game versus the Seattle Seahawks.

2001

Jan. 5—Dean Spanos names John Butler as the team's new executive vice president and general manager. Butler began his NFL career in 1985 as staff scout with the Chargers.

Jan. 9—Norv Turner, the former head coach of the Washington Redskins, is named offensive coordinator by head coach Mike Riley. Turner helped lead Dallas to back-to-back Super Bowl championships in 1992 and '93 as the Cowboys offensive coordinator.

March 9—The Bolts sign free agent quarterback Doug Flutie to a six-year contract.

April 20—The Chargers trade the top pick in the 2001 NFL Draft to the Atlanta Falcons in exchange for the Falcons' first-round pick (fifth overall) and third-round selection in the 2001 draft. The Chargers also obtained wide receiver/kick returner Tim Dwight and the Falcons' second-round pick in the 2002 draft.

April 22—The Chargers use their top two selections in the draft to select two Heisman Trophy finalists, running back LaDainian Tomlinson of Texas Christian University and quarterback Drew Brees of Purdue.

Nov. 25—Wes Chandler is inducted as the 24th member of the Chargers Hall of Fame in halftime ceremonies of the Chargers game versus the Arizona Cardinals.

Dec. 31—Mike Riley's tenure as head coach of the San Diego Chargers comes to a close when the team announces that his contract will not be renewed for the 2002 season.

2002

Jan. 29—Marty Schottenheimer is named the team's 13th head coach.

April 25—The Chargers sign free agent linebacker Donnie Edwards, a Chula Vista native, to a five-year contract with an option for a sixth year.

May 9—The Chargers sign a five-year agreement to hold their training camp at the Home Depot National Training Center on the campus of California State University, Dominguez Hills beginning in 2003. It will be the eighth training camp site in the 44-year history of the Chargers.

May 14—Dean Spanos announces that the Chargers have hired Mark Fabiani as the team's Special Counsel to the President. Fabiani's

primary function with the club is to work with the San Diego community to explore opportunities for a new state-of-the-art football stadium in the San Diego region.

Sept. 8—Schottenheimer leads the Chargers to a 34-6 victory over the Cincinnati Bengals in his debut. Schottenheimer leads the Chargers to four-straight victories to open the season, becoming the only coach in team history to win his first four games.

Nov. 3—Bobby Ross and Stan Humphries are inducted as the 25th and 26th members of the Chargers Hall of Fame in halftime ceremonies of game against New York Jets.

Dec. 1—LaDainian Tomlinson rushes for a team-record 220 yards against Denver at Qualcomm Stadium.

Dec. 8—Tomlinson rushes for 57 yards against Oakland, raising his season total to 1,375, surpassing Natrone Means' team record of 1,350 yards set during the 1994 season. Tomlinson closes out the season with 1,683 yards and is selected to the AFC Pro Bowl squad.

Dec. 22—Junior Seau plays in his 200th career game, tying Russ Washington's team record.

2003

Jan. 26—Super Bowl XXXVII is played at Qualcomm Stadium; the Tampa Bay Buccaneers defeat the Oakland Raiders 48-21 to capture their first-ever Super Bowl Championship.

March 4—The Chargers activate the trigger in their lease agreement with the City of San Diego for Qualcomm Stadium to begin negotiations to replace the 36-year-old stadium.

April 11—Chargers General Manager John Butler succumbs after a nine-month battle with cancer.

April 16—Chargers trade Junior Seau to Miami Dolphins for undisclosed choice in 2004 NFL Draft.

April 22—A.J. Smith is promoted to executive vice president-general manager.

June 2—Smith names Buddy Nix assistant general manager-director of player personnel.

July 22—The Chargers open training camp at the Home Depot Center in Carson, California, after spending the previous 27 training camps (1976-2002) at the University of California, San Diego in La Jolla.

Oct. 27—The Chargers' Monday Night Football game against the Miami Dolphins is moved to Arizona's Sun Devil Stadium while Qualcomm Stadium is used as an evacuation site during the devastating wildfires that ravage San Diego County. Fans are admitted to Sun Devil Stadium free of charge and volunteers collect donations for fire relief at the gates. More than \$225,000 is raised. Miami wins the game 26-10.

Oct. 31—Alex Spanos makes a \$1 million donation to the San Diego Fire Relief Fund.

Nov. 9—Louie Kelcher becomes the 27th member to be inducted into the Chargers Hall of Fame at halftime of the game against the Minnesota Vikings.

Dec. 14—LaDainian Tomlinson amasses 195 total yards from scrimmage against Green Bay to raise his season total to 2,011 and in the process becomes the first player in team history and only the eighth player in NFL history to record consecutive 2,000-yard seasons.

Dec. 28—LaDainian Tomlinson rushes for a team-record 243 yards in a season-ending 21-14 win over the Raiders. Tomlinson also catches eight passes against Oakland to become the first player in NFL history to rush for 1,000 yards and catch 100 passes in the same season.

2004

Jan. 16—Wade Phillips is introduced as the team's new defensive coordinator.

April 24—With first overall selection, San Diego selects QB Eli Manning in NFL Draft and trades him to the New York Giants for QB Philip Rivers, the fifth-overall choice of the first round; the Chargers also acquire the Giants' third-round choice in 2004 and first and fifth-round choices in '05.

July 2—Chargers and City of San Diego announce a new lease agreement that brings an end to the controversial seat guaranty. The new lease runs through 2008 and helps pave the way for a referendum to give San Diegans an opportunity to vote for a new football-only stadium for San Diego in 2006.

July 26—Guard Ed White and center Don Macek are chosen as the 32nd and 33rd members for induction into the Chargers Hall of Fame.

Aug. 14—The Chargers preseason game against the Indianapolis Colts is blacked out locally. It's the first home game to be blacked out on local television since the Sept. 27, 1998 game against the New York Giants. As part of the team's lease agreement with the City of San Diego, all local television blackouts had been lifted since Oct. 18, 1998.





- Oct. 29**—Chargers acquire Keenan McCardell in trade with Tampa Bay Buccaneers.
- Oct. 31**—Drew Brees has record-setting day against rival Oakland, completing 22 of 25 for 281 yards with five touchdowns and no interceptions in 42-14 win over Raiders. Brees finishes game with career-high passer rating of 153.1 and is named AFC Offensive Player of the Week.
- Nov. 15**—Chargers name Jim Steeg executive vice president and chief operating officer.
- Dec. 16**—Chargers announce training camp will move to Chargers Park beginning in 2005; move ends two-year stint at The Home Depot Center in Carson, California.
- Dec. 19**—Chargers clinch first AFC West title since 1994 with 21-0 win at Cleveland on cold, snowy day; game-time temperature is 18 degrees with wind-chill factor of -10 degrees. Chargers record first shutout since Nov. 29, 1993 at Indianapolis.
- Dec. 26**—Chargers lose to Indianapolis 34-31 in overtime, to snap eight-game winning streak, tied for second-longest winning streak in team history.

2005

- Jan. 7**—Alex Spanos makes \$150,000 donation to provide aid to victims of devastating tsunami that rocked Southeast Asia on Dec. 26, 2004.
- Jan. 8**—Chargers host Wild Card Playoff Game against New York Jets, first home playoff game since Dec. 31, 1995; Chargers lose in overtime, 20-17.
- Jan. 14**—Chargers and Head Coach Marty Schottenheimer agree on two-year contract extension through 2007.
- March 7**—Dean Spanos extends contract of General Manager A.J. Smith through 2009 season.
- July 29**—Training camp opens for the first time at Chargers Park.
- Sept. 18**—LaDainian Tomlinson scores a rushing touchdown in his 14th straight game, setting a new NFL record.
- Oct. 2**—The Chargers rout New England, 41-17, to end the Patriots' NFL-record 21-game home winning streak.
- Oct. 10**—The Chargers set a new single-game attendance record at Qualcomm Stadium when 68,537 fans turn out to see the Chargers face the Pittsburgh Steelers on Monday Night Football.
- Oct. 16**—Tomlinson catches a 35-yard touchdown pass to tie Lenny Moore's NFL record of 18 straight games with a touchdown.
- Nov. 20**—The Chargers retire jersey No. 19 in honor of Hall of Fame wide receiver Lance Alworth at halftime of the team's game against the Buffalo Bills. It becomes only the second number retired in team history, joining Dan Fouts' No. 14.
- Dec. 18**—The Chargers defeat unbeaten Indianapolis by a score of 26-17, ending the Colts' 13-0 start to the season. It had been only the fourth time in NFL history that a team had started a season 13-0.
- Dec. 24**—The Chargers streak of 28 consecutive games, including play-offs, of not losing a game by more than four points comes to an end during a 20-7 loss at Kansas City. It ends the third-longest such streak in the NFL since 1950.
- Dec. 31**—In the 2005 season finale against Denver, Tomlinson passes Alworth to become the team's all-time leader in total yards from scrimmage. Tomlinson also scores his 20th touchdown of the season against the Broncos, breaking Chuck Muncie's 25-year-old team record for single-season touchdowns.
- Dec. 31**—The Chargers finish the 2005 season with the NFL's top-ranked run defense, allowing only 84.3 yards per game. During the season, the Chargers held three different teams to less than 40 yards rushing. It was the first time that had happened in franchise history since 1965.

2006

- Jan. 4**—Shawne Merriman is named Defensive Rookie of the Year by the Associated Press. He receives 28.5 of 50 votes to become only the second Charger to win the award, joining Leslie O'Neal, who won it in 1986.
- Feb. 12**—Six Chargers play in the 2006 Pro Bowl at Aloha Stadium in Honolulu Hawaii. It is the most Chargers to appear in the NFL's all-star game since 1983. The NFC wins the game, 23-17.
- May 1**—The San Diego City Council amends the Chargers' lease with the city, allowing the team to explore options for a new stadium within the County of San Diego.
- May 9**—Dean Spanos is presented with the 44th annual Golden Achievement Award by the Boys & Girls Clubs of San Diego during a dinner at the San Diego Marriott Hotel and Marina.
- Sept. 11**—The Chargers open the season with a 27-0 win over the Oakland Raiders before a sellout crowd at McAfee Coliseum and a

national-television audience on ESPN. It's their first shutout win over the Raiders since 1961.

- Oct. 8**—The Chargers defeat the defending Super Bowl Champion Pittsburgh Steelers, 23-13, before a crowd of 67,837 at Qualcomm Stadium and a national-television audience tuned in to NBC's Sunday Night Football.
- Oct. 15**—LaDainian Tomlinson ties a team record with four touchdowns against San Francisco. He also becomes the team's all-time touchdowns leader, passing Lance Alworth.
- Nov. 12**—The Chargers overcome a 21-point first-half deficit and defeat the Cincinnati Bengals, 49-41, in front of a stunned crowd at Paul Brown Stadium. The Bolts trailed 28-7 at the half and outscored Cincinnati, 42-13, in the second half.
- Nov. 19**—Tomlinson scores four touchdowns in a 35-27 win at Denver. He sets a new NFL record as he becomes the first player to score four touchdowns in three games in a season. The touchdowns are the 99th, 100th, 101st and 102nd of his career and he becomes the fastest player in NFL history to score 100 times (89 games). The Chargers overcome a 17-point deficit in the third quarter, 24-7, to become the first team in league history to overcome 17-point deficits in consecutive weeks.
- Nov. 26**—Tomlinson scores his 20th and 21st rushing TDs of the season to set a new team record.
- Dec. 10**—Tomlinson scores three touchdowns against Denver to set a new NFL record for single-season touchdowns (29). The Chargers win the game, 48-20, to claim their second AFC West title in the last three seasons.
- Dec. 17**—Tomlinson scores the 99th and 100th rushing touchdowns of his career becoming the fastest player in NFL history to reach 100. On his first touchdown of the game, Tomlinson break's Paul Hornung's NFL record for points in a season, which was set in 1960. He scores his second touchdown of the game on a career-long 85-yard run to set new NFL single-season record for rushing touchdowns (28). The 85-yard run is the third-longest in team history and the longest since 1962. Tomlinson sets a new NFL record with eight consecutive multi-touchdown games.
- Dec. 24**—The Chargers set a new team record when they win their 13th game of the season. The Bolts defeat the Seattle Seahawks, 20-17, at Qwest Field on a 37-yard touchdown pass from Philip Rivers to Vincent Jackson with 29 seconds left to play. The Bolts would go on to close out the season with a win over Arizona for their 14th win of the year.
- Dec. 31**—The Chargers defeat the Arizona Cardinals, 27-20, clinching home-field advantage in the playoffs as the number-one seed for only the third time in team history (1979 & '80). Marty Schottenheimer wins the 200th regular-season game of his career. Tomlinson finishes the season with 1,815 yards to claim his first NFL rushing title. Shawne Merriman records his 17th sack of the season to claim the league's sack title. The Bolts finish the season with 492 points, most in the NFL and a new team record.

2007

- Jan. 4**—LaDainian Tomlinson is named the NFL's Most Valuable Player and the Offensive Player of the Year by the Associated Press. He is the first player in team history to be named MVP by the AP. Tomlinson scored an NFL-record 31 touchdowns in 2006.
- Jan. 14**—A team-record 68,810 fans fill Qualcomm Stadium for an AFC Divisional Playoff game against the New England Patriots. The Patriots win the game, 24-21.
- Feb. 2**—Tomlinson and former Chargers quarterback Drew Brees are named co-recipients of the 2006 Walter Payton NFL Man of the Year Award. It is the only league award that recognizes both off the field community service as well as playing excellence. Tomlinson is the fourth Charger to be named Man of the Year.
- Feb. 10**—A new team-record 10 Chargers appear in the 2007 Pro Bowl. Quarterback Philip Rivers is also selected to play but does not participate due to a foot injury.
- Feb. 12**—Marty Schottenheimer is relieved of his duties as head coach of the Chargers.
- Feb. 19**—Norv Turner is hired as the 14th head coach in team history. He immediately hires Ted Cottrell as the team's defensive coordinator.
- March 14**—The Chargers unveil new uniforms for 2007 and beyond at a private fashion show at the U.S. Grant Hotel in San Diego. The new uniforms feature Navy blue jerseys and white pants for most home games, white jerseys and Navy pants for road games, and Powder Blue jerseys with white pants for designated home games. The most noticeable change is a metallic-white helmet that features a Gold bolt which is outlined in both powder blue and Navy.

Continued next page



2007, cont.

Sept 9—Wearing their new uniforms, the Chargers win their season opener, defeating the defending NFC Champion Chicago Bears, 14-3, before 67,837 at Qualcomm Stadium, the largest crowd ever to watch a home opener in San Diego.

Oct. 7—The Chargers snap a three-game losing streak with a convincing 41-3 win at Denver's Invesco Field. It was the Broncos' worst home loss in 41 years, as well as the Chargers' biggest win over the Broncos in Denver.

Oct. 14—LaDainian Tomlinson ties a team record with four touchdowns as the Bolts shut down the Oakland Raiders, 28-14.

Oct. 23—As wildfires rage throughout San Diego County and the air in San Diego is filled with smoke, the Chargers fly to Phoenix and spend the next three days practicing at the Arizona Cardinals' Training Facility in Tempe, AZ.

Oct. 27—Alex and Dean Spanos pledge \$1 million to aid victims of the wildfires and support the community's firefighting efforts. It's the largest personal financial commitment to the relief effort. The Spanoses made a similar donation following the fires of 2003.

Oct. 28—Just days after Qualcomm Stadium is cleared as an evacuation site for residents evacuated during the wildfires and with a smoky haze still enveloping the city, the Chargers return home to host the Houston Texans and win the game, 35-10. Antonio Cromartie and Antonio Gates both score two touchdowns for the Bolts.

Nov. 4—Cromartie sets an NFL record for the longest touchdown in NFL history, returning a missed field goal 109 yards for a touchdown on the final play of the first half at Minnesota.

Nov. 11—The Chargers defeat the defending Super Bowl Champion Indianapolis Colts, 23-21, on a cool and rainy night in San Diego in front of a national television audience on NBC's Sunday Night Football. Darren Sproles electrifies the home crowd by returning a kickoff and a punt for touchdowns and Cromartie intercepts reigning Super Bowl MVP Peyton Manning three times in the first half, including a highlight-reel-worthy leaping one-handed interception. Manning throws a career-high six interceptions on the night.

Dec. 9—The Chargers overcome a 14-point fourth-quarter deficit and defeat the Tennessee Titans on the road in overtime, 23-17. The Chargers score the game-tying touchdown with nine seconds left in the fourth quarter and win it on a 16-yard run by LaDainian Tomlinson in overtime.

Dec. 16—The Chargers rout the Detroit Lions, 51-14, to capture their second-straight AFC West title and their third in the last four years. Norv Turner becomes only the second Chargers coach to win the AFC West in his first season at the helm. Following the game, he presents President-CEO Dean Spanos with a Game Ball in the locker room.

2008

Jan. 1—Chargers President-CEO awards General Manager A.J. Smith with a five-year contract extension thru 2014.

Jan. 6—The Chargers overcome a 6-0 halftime deficit and score 17 unanswered points to beat the Tennessee Titans in an AFC Wild Card Playoff game at Qualcomm Stadium. LaDainian Tomlinson scores two touchdowns, including a leaping score from one-yard out to put away the game midway through the fourth quarter. It's the Chargers' first playoff victory since 1995.

Jan. 13—The Chargers shock the football world by knocking the defending Super Bowl Champion Indianapolis Colts out of the playoffs in a Divisional Playoff game, 28-24, in what will be the last-ever game played at the RCA Dome. With Philip Rivers and LaDainian Tomlinson both sidelined with injuries, Darren Sproles and Billy Volek score key late touchdowns, including Volek's game-winner with 4:50 left in the fourth quarter. San Diego's defense makes two late-game stands, including one inside the Bolts' 10-yard line with just over two minutes remaining in the contest.

Jan. 20—The Chargers magical playoff run comes to an end as the Bolts fall to the New England Patriots, 21-12, on a frigid day at Gillette Stadium. Philip Rivers turns in a heroic performance, playing with a torn ACL in his right knee, but the Chargers can only muster four field goals against the Patriots and fall in the conference title game.

Oct. 26—The Chargers play their first-ever regular-season game overseas, taking on the New Orleans Saints before a crowd of 83,226 in London's Wembley Stadium.

Oct. 12—The Chargers induct Fred Dean into the team's Hall of Fame at halftime of the New England game.

Dec. 14—Down 21-10 at the start of the fourth quarter, Philip Rivers rallies the Chargers to a 22-21 come-from-behind win over the Kansas City Chiefs at Arrowhead Stadium. Both Charger touchdowns come in the final 1:13. After San Diego scored its first TD, Antwan Applewhite forces a fumble on the onside kick and Kassim Osgood recovers to set up the game-winning touchdown drive.

Dec. 21—Flying home from Tampa Bay following a 41-24 win over the Buccaneers, the Chargers learn that Buffalo has upset Denver at Invesco Field, setting up an AFC West title game with the Broncos on Dec. 28.

Dec. 28—Before a stadium-record crowd of 69,131, the Chargers rush for a team-record 289 yards and stomp the Broncos, 52-21, at Qualcomm Stadium to claim the AFC West crown. The Bolts become the first-ever team in NFL history to go to the playoffs after starting 4-8. San Diego also becomes the first NFL team since divisions were aligned in 1967 to come back and win their division when trailing by three games with three games left to play.

2009

Jan. 3—Trailing 17-14 entering the fourth quarter, San Diego rallies for a game-tying field goal and defeats the Indianapolis Colts, 23-17, in overtime in an AFC Wild Card Playoff game on a Saturday night at Qualcomm Stadium. Darren Sproles, who racked up 328 all-purpose yards in the game, wins the contest with a 22-yard touchdown run in overtime.

DRAFT HISTORY

1960

(First selections to stock franchises)
 Nov. 22, 1959
 Monty Stickles, E, Notre Dame (6, Territorial)
 Ted Aucreman, E, Indiana
 Bob Bercich, HB, Michigan State
 Barney Berlinger, E, Pennsylvania
 Charles Boone, C, Richmond
 Bobby Boyd, QB, Oklahoma
 Byron Bradfute, T, Southern Mississippi
 Rodney Breedlove, G, Maryland
 Tom Budrewicz, T, Brown
 James Cameron, C, East Texas State
 Jack Crouthamel, HB, Dartmouth
 Pete Davidson, T-G, The Citadel
 Floyd Faucette, HB, Georgia Tech
 Charles Flowers, FB, Mississippi
 Bobby Franklin, QB, Mississippi
 Bob Jeter, HB, Iowa
 Bill Linder, T, Pittsburgh
 Billy Locklin, T, New Mexico State
 William Lopasky, G, West Virginia
 Paul Maguire, E, The Citadel
 Ed McDaniel, E, Oklahoma

Charles Milstead, QB, Texas A&M
 Ed Pitts, T, South Carolina
 Bob Schlotz, C, Notre Dame
 Ed Serieka, FB, Xavier, Ohio
 Russ Sloan, E, Missouri
 John Stalte, T, Kansas City
 Ron Stehouwer, T, Colorado
 Wayne Stewart, G, The Citadel
 Leonard Wilson, HB, Purdue
 Bob Zeman, DB, Wisconsin

(Second selections to stock franchises)

Gary Beabout, T-G, Purdue
 George Blair, DB, Mississippi
 Fran Brixius, T-G, Minnesota
 Joe Davis, T-G, The Citadel
 Robert DeMarco, T-G, Dayton
 Bob Hain, T-G, Iowa
 Chuck Janssen, T-G, Tulsa
 Gordon Kelley, E, Georgia
 Larry Lancaster, G-T, Georgia
 Marv Lasater, HB, Texas Christian
 Warren Lashua, E, Whitworth, Wash.
 Perry McGriff, E, Florida

Kirk Phares, T-G, South Carolina
 Lamar Rawson, HB, Auburn
 Ronald Ray, T-G, Howard Payne, Tex.
 Ken Talkington, QB, Texas Tech
 John Talley, QB, Northwestern
 Bob Waters, HB, Presbyterian, S.C.
 Bob Wehking, C, Florida
 Larry Womack, HB, Colorado State

1961

(Drafted 7-8) Rounds 1-6, Nov. 23, 1960;
 Rounds 7-30, Dec. 5, 1960
 1. Earl Faison, DE, Indiana (7)
 2. Keith Lincoln, HB, Washington State (16)
 3. Marlin McKeever, E, USC (23)
 4. Jimmy Johnson, HB, UCLA (32)
 5. Bill Kilmer, QB, UCLA (39)
 6. Calvin Bird, HB, Kentucky (46)
 (acquired from Dallas)
 6. Cliff Roberts, T, Illinois (48)
 7. Claude Gibson, DB, North Carolina State (55)
 8. Charley Johnson, QB, New Mexico State (64)
 9. Bob Scarpitto, QB, Notre Dame (71)
 10. Willie Hector, G, College of Pacific (80)



11. Greg Larson, C, Minnesota (87)
12. Hezekiah Braxton, FB, Virginia Union (96)
13. Dale Messer, FB, Fresno State (103)
15. Ernie Ladd, T, Grambling (119)
16. Bud Whitehead, DB, Florida State (128)
18. Ed Dyas, FB, Auburn (144)
19. Jack Espenship, HB, Florida (151)
21. Gene Gaines, HB, UCLA (167)
23. Glenn Bass, HB, East Carolina (183)
24. Ben Balme, G, Yale (192)
26. Bill Kinnune, G, Washington (208)
27. Luther Hayes, E, USC (215)
28. Chuck Allen, G, Washington (224)
29. Dan Ficca, T, USC (231)
30. Mike McKeever, G, USC (240)

Future Selections

14. Billy Wilson, T, Auburn (112)
17. Reg Carolan, E, Idaho (135)
20. Mike Lucci, C, Tennessee (160)
22. John Brown, T, Syracuse (176)
25. Don Coffee, E, Memphis State (199)

1962

(Drafted 8)

1. Bob Ferguson, FB, Ohio State (8)
2. Dick Hudson, T, Memphis State (16)
3. John Hadl, QB, Kansas (24)
4. Bob Hill, T, Notre Dame (31)
(acquired from Houston)
4. Mack Burton, HB, San Jose State (32)
5. Bob Mitinger, DE, Penn State (34)
(acquired from Denver)
5. John Cornett, T, Rice (40)
6. Roy Winston, G, Louisiana State (42)
(acquired from Denver)
6. Frank Buncom, LB, USC (48)
7. Wendell Harris, HB, Louisiana State (51)
(acquired from Dallas)
7. Bob Jackson, FB, New Mexico State (56)
8. Jerry Robinson, HB, Grambling (64)
9. Tommy Minter, HB, Baylor (72)
10. Dan Sullivan, T, Boston College (80)
11. Irv Bishop, G, Fresno State (88)
12. Ralph Smith, E, Mississippi (93)
(acquired from New York Titans)
12. George Andrie, E, Marquette (96)
13. Charles Bryant, E, Ohio State (104)
17. Frank Gardner, T, No. Carolina College (136)
20. Ron Hermann, QB, Bradley (160)
24. Homer Jones, HB, Texas Southern (192)
(voided)
25. Sam Gruneisen, E, Villanova (200)

Future Selections

13. Bert Coan, HB, Kansas (105)
(acquired from Oakland)
14. James Bates, HB, USC (112)
15. Fred Moore, T, Memphis State (120)
16. George Gross, T, Auburn (128)
18. Denny Biodrowski, E, Memphis State (144)
19. Mike Lind, FB, Notre Dame (152)
21. Jesse Williams, E, Fresno State (168)
22. Jim Thibert, E, Toledo (176)
23. Dick Farris, G, North Texas State (184)
26. Mike Wouffle, G, Colorado (208)
27. Mel Rideout, QB, Richmond (216)
28. Ben Wilson, FB, USC (224)

1963

(Drafted 2) Dec. 1, 1962

1. Walt Sweeney, E, Syracuse (2)
2. Rufus Guthrie, G, Georgia Tech (10)
3. Dave Robinson, E, Penn State (17)
(acquired from Oakland)
3. Keith Kinderman, HB, Florida State (18)
4. Roy Williams, T, Pacific (26)
5. Larry Glueck, HB, Villanova (34)

6. Pat Emerick, LB, Western Michigan (42)
7. Choice to Denver
8. Gene Heeter, E, West Virginia (58)
9. Steve Barnett, T, Oregon (66)
10. Don Scott, T, Tampa (74)
11. Bob Petrich, T, West Texas State (82)
12. Terry Baker, QB, Oregon State (90)
13. Dick Walton, G, Iowa State (98)
18. Choice to Oakland
19. Ernest Park, T, McMurry, Tex. (146)
24. Bill Frank, T, Colorado (186)
25. Jerry Jazzanti, T, Arkansas (194)

Future Selections

14. Frank Lasky, T, Florida (106)
14. Harrison Rosdahl, G, Penn State (107)
(acquired from New York Titans)
14. Jack Cverko, G, Northwestern (109)
(acquired from Denver)
15. Mike Fracchia, HB, Alabama (114)
16. Gene Breen, LB, Virginia Poly (122)
17. Dick Drummond, HB, Geo. Washington (130)
20. Buddy Soefker, LB, Louisiana State (154)
21. Dan Points, T, Cincinnati (162)
22. Roger Gill, HB, Texas Tech (170)
23. Paul Watters, T, Miami, Ohio (178)
26. Ken Dill, C, Mississippi (202)
27. Harry Butsko, G, Maryland (210)
28. Steve Berzansky, FB, West Virginia (218)
29. Herman Hamp, HB, Fresno State (226)

1964

(Drafted 8) Nov. 30, 1963

1. Ted Davis, E, Georgia Tech (8)
2. John Kirby, LB, Nebraska (16)
3. Perry Lee Dunn, DB, Mississippi (24)
4. Dave Parks, E, Texas Tech (32)
5. Pete Goimarac, C, West Virginia (36)
(acquired from Boston)
5. Gary Kirner, T, USC (40)
6. Willie Brown, S, USC (48)
7. Roger Anderson, T, Virginia Union (51)
(acquired from New York Jets)
7. Pat Batten, FB, Hardin-Simon (56)
8. George Seals, T, Missouri (64)
9. Choice to Oakland
10. Bob Long, E, Wichita (74)
(acquired from Kansas City)
10. Dick Bowman, E, Syracuse (80)
11. Bob Horton, FB, Boston University (88)
12. Ron Carpenter, E, Texas A&M (96)
13. Kenny Graham, S, Washington State (104)

Future Selections

1. Howard Kindig, C, Los Angeles State (8)
2. Ed Mitchell, T, Southern U. (16)
3. Bob Daugherty, HB, Tulsa (24)
4. John Farris, T, San Diego State (32)
5. Bobby Robinson, G-LB, Mississippi (40)
6. Paul Cercel, C-LB, Pittsburgh (48)
7. Dick Klein, T, Wichita State (56)
8. Allen Robinson, HB, Brigham Young (64)
9. Charles Hinton, C, Mississippi (72)
10. Ron Smith, QB, Richmond (80)
11. Bill Ban Burkelo, HB, Tulsa (88)
12. Tom Lucas, G, Mississippi (96)
13. Frank Kinard, FB, Mississippi (104)

1965

(Drafted 6) Nov. 28, 1964

1. Steve DeLong, G, Tennessee (6)
2. Roy Jefferson, E, Utah (14)
3. Allen Brown, E, Mississippi (22)
4. Steve Tensi, QB, Florida State (30)
5. Rick Redman, LB, Washington (38)
6. Will Beasley, FB, North Carolina A&T (46)
7. Jack Snow, E, Notre Dame (54)
8. Clancy Williams, HB, Washington State (62)

9. Jerry Whelchel, QB, Massachusetts (70)
10. Gene Foster, HB, Arizona State (78)
11. Veran Smith, G, Utah State (86)
12. Jim Allison, FB, San Diego State (94)
13. Bill Quigley, LB, Villanova (102)
14. Don Floyd, E, Florida State (110)
15. Mike Howell, DB, Grambling (118)
16. John Godden, LB, San Diego State (126)
17. Leon Hardy, T, Texas Southern (134)
18. Bobby Evans, T, Texas A&M (142)
19. Braden Beck, K, Stanford (150)
20. Jack Edwards, C, Florida State (158)

Future Selections

1. Gary Garrison, E, San Diego State (6)
2. Larry Martin, T, San Diego State (14)
3. Stan Dzura, T-DE, California (22)
4. Doug Woodlief, LB, Memphis State (30)
5. Jim Weatherwax, T, Los Angeles State (38)
6. Tom Good, LB, Marshall (46)
7. Wayne Waff, E, E. Tennessee State (54)
8. Roy Shivers, HB, Utah State (62)
9. Tony Carey, HB, Notre Dame (70)
10. Dave Plump, HB, Fresno State (78)
11. Jeff White, E, Texas Tech (86)
12. Mike Cicollella, LB, Dayton (94)

1966

(Drafted 8) Nov. 28, 1965

1. Don Davis, T, Los Angeles State (7)
2. Nick Rassas, HB, Notre Dame (17)
3. Milt Morin, E, Massachusetts (26)
4. Charles Brown, HB, Syracuse (35)
5. Russ Smith, HB, Miami, Fla. (44)
6. Gary Pettigrew, DE, Stanford (54)
7. Jim Tolbert, E, Lincoln, Mo. (63)
8. Doug Buffone, LB, Louisville (72)
9. Taft Reed, E-DB, Jackson State (81)
10. Danny Pride, LB, Tennessee A&I (90)
11. Terry Owens, E, Jacksonville State Ala. (99)
12. Ray Jones, HB, Los Angeles State (108)
13. Houston Ridge, DE, San Diego State (117)
14. Mike London, E, Wisconsin (126)
15. Shelly Novack, E, Long Beach State (135)
16. Bill Scott, DB, Idaho (144)
17. Ron Ogle, DT, Long Beach State (153)
18. John Travis, HB, San Jose State (162)
19. Jerome Bell, C, Oklahoma (171)
20. Bill McDowell, LB, Florida State (180)

Future Selections

1. Bob Windsor, E, Kentucky (8)
2. Diron Talbert, T, Texas (17)
3. Jeff Staggs, LB, San Diego State (26)
4. LaVerle Pratt, LB, Idaho (35)
5. Rhome Nixon, E, Southern U., La. (44)
6. Joe Beauchamp, S, Iowa State (53)
7. Brad Hubbert, HB, Arizona (62)
8. St. Saffold, E, San Jose State (71)
9. Wayne Page, DB, Clemson (80)
10. Wayne Becker, T, Montana (89)
11. Hugh Wright, FB, Adams State (98)

1967

(Drafted 14) Mar. 14-16

1. Ron Billingsley, DT, Wyoming (14)
2. Ron McCall, LB, Weber State (40)
2. Bob Howard, CB, San Diego State (48)
(acquired from Buffalo)
3. Harold Akin, T, Oklahoma State (67)
4. Dickie Post, HB, Houston (94)
5. Bernard Erickson, LB, Abilene Christian (121)
6. Nate Johns, FL, San Diego State (147)
7. David Conway, K, Texas (173)
8. John Mills, E, Tennessee (199)
9. Steve Newell, E, Long Beach State (225)
10. Torre Ossmo, T, West. Michigan (251)
11. Carroll Jarvis, HB, Virginia (277)



Continued next page

**1967, cont.**

12. Choice to Kansas City
13. Leon Carr, DB, Prairie View, Tex. (329)
14. Martin Baccaglio, DT, San Jose State (355)
15. Craig Scoggins, E, San Diego State (381)
16. Paul Phillips, T, South Carolina (407)
17. John Gibbs, HB, South Carolina State (433)

1968

(Drafted alternately 18-17) Jan. 21-23

1. Russ Washington, T, Missouri (4)
(acquired from Denver)
1. Jim Hill, S, Texas A&I (18)
2. Bill Lenkaitis, C, Penn State (43)
3. Choice to Miami
4. Ken Dyer, FL, Arizona State (100)
5. William Perry, TE, Kent State (129)
6. Choice to Cincinnati
7. Lane Fenner, FL, Florida State (183)
8. Elliott Gammage, TE, Tennessee (209)
9. Grundy Harris, RB, Southern (237)
10. Choice to Houston
11. Dennis Partee, K, Southern Methodist (291)
12. Jeff Queen, LB, Morgan State (317)
13. Fred Combs, DB, North Carolina State (345)
14. Jim Campbell, LB, West Texas State (371)
15. Dan Kramarczyk, T, Dayton (399)
15. Robert Wells, T, Johnson C. Smith, N.C. (403)
(acquired from Houston)
16. Dick Farley, DB, Boston University (425)
17. Dan Andrews, TE, West Texas State (453)

1969

(Drafted 18) Jan. 28-30

1. Marty Domres, QB, Columbia (9)
(acquired from Denver)
1. Bob Babich, LB, Miami, Ohio (15)
2. Ron Sayers, RB, Omaha (44)
3. Eugene Ferguson, T, Norfolk State (70)
4. Choice to Houston
5. Harry (Skip) Orszulak, FL, Pittsburgh (122)
6. Terry Swam, FL, Colorado State (147)
7. Choice to Miami
8. Craig Cotton, FL, Youngstown Ohio (200)
9. Joe Williams, DB, Southern (226)
10. David Arnold, G, Northwest Louisiana (251)
11. Willie Norwood, TE, Alcorn A&M (278)
12. Jim White, RB, Arkansas AM&N (304)
13. Mike Simpson, DB, Houston (330)
14. Bill Ackman, DT, New Mexico State (356)
15. Charlie Jarvis, RB, Army (382)
16. Willie Davenport, FL, Southern (408)
17. Larry Rentz, DB, Florida (434)

1970

(Drafted alternately 15-16) Jan. 27-28

1. Walker Gillette, WR, Richmond (15)
2. Tom Williams, DT, California-Davis (42)
3. Choice to Buffalo for WR Richard Trapp
4. Bill Maddox, TE, Syracuse (94)
5. Pettus Farrar, RB, Norfolk State (119)
6. Billy Parks, WR, Long Beach State (146)
7. Jim Fabish, DB, Texas-El Paso (171)
8. Wayne Clark, QB, U.S. International (198)
9. Chris Fletcher, S, Temple (223)
10. Mac Steen, G, Florida (250)
11. Jack Protz, LB, Syracuse (275)
12. Howard Gravelle, TE, California-Davis (302)
13. Bernard Bradley, DB, Utah St. (327)
14. Tyronne Caldwell, DT, S. Carolina State (354)
15. Eugene Childs, RB, Texas-El Paso (379)
16. Mike Green, RB, Nebraska (406)
17. David Sanks, G, Louisville (431)

1971

(Drafted 13) Jan. 28-29

1. Leon Burns, RB, Long Beach State (13)
2. Choice (39) to Kansas City for RB Mike

Garrett

3. Mike Montgomery, RB, Kansas State (65)
4. Choice to New Orleans for DE Joe Owens
5. Choice (115) from Green Bay (for TE
Jacque Mackinnon) used to select Bryant
Salter, S, Pittsburgh
5. Ray White, LB, Syracuse (117)
5. Choice (119) from Cincinnati (for SS
Kenny Graham) used to select Phil Asack,
DE, Duke
6. Jacob Mayes, RB, Tennessee State (143)
7. Chuck Dicus, WR, Arkansas (169)
8. Leon Van Gorkum, DE, San Diego St. (195)
9. John Tanner, TE, Tennessee Tech (221)
10. Gary Nowak, TE, Michigan State (247)
11. Don Pinson, DB, Tennessee State (273)
12. Wesley Garnett, WR, Utah State (299)
13. Sammy Milner, WR, Mississippi State (325)
14. Ed O'Daniel, DE, Texas Southern (351)
15. Eric Humston, LB, Muskingum, Ohio (377)
16. Ed Foote, C, Hawaii (403)
17. Chip Kell, C, Tennessee (429)

1972

(Drafted alternately 11-10-9-13-12) Feb. 1-2

1. Choice (11) to Green Bay for DT Kevin
Hardy
2. Pete Lazetich, DE, Stanford (36)
3. Bill McClard, K, Arkansas (61)
4. Choice (91) to Miami as part of acquisition
of C Carl Mauck
5. Jim Bishop, TE, Tennessee Tech (116)
5. Choice (130) from Dallas (for T Tony Liscio)
used to select Harry Gooden, DE, Alcorn
A&M
6. Bruce Ward, G, San Diego State (141)
7. Choice (165) to New England for RB
Eddie Ray
8. Choice (191) to Baltimore as part of
acquisition of DT George Wright
9. Fran Schmitz, DT, St. Norbert, Wisc. (221)
10. Lon Kolstad, LB, Whitewater, Wisc. (246)
11. John Turner, TE, Long Beach State (270)
12. Sam Key, LB, Elon, N.C. (295)
13. Andy Selfridge, LB, Virginia (321)
14. John Van Reenen, DE, Washington State
(351)
15. Charles Neugent, DB, Tuskegee, Ala. (376)
16. James Shaw, DB, Tulsa (401)
17. Choice (423) from Green Bay (for C Cal
Winthrow) used to select Oscar Dragon,
RB, Arizona State
17. Bob Tackett, T, Texas-El Paso (426)

1973

(Drafted alternately 6-5-8-7) Jan. 30-31

1. Choice (6) to Philadelphia for MLB Tim
Rossovich
1. Choice (25) from Washington through
Baltimore (for QB Marty Domres) used to
select Johnny Rodgers, WR, Nebraska
2. Choice (31) to Los Angeles as part of
acquisition of DE Deacon Jones, DT Greg
Wojcik, RB Lee White
3. Choice (60) to Los Angeles as part of
acquisition of DE Deacon Jones, DT Greg
Wojcik, RB Lee White
3. Choice (64) from Atlanta through Oakland
(for RB Jeff Queen) used to select Dan
Fouts, QB, Oregon
4. Choice (84) from St. Louis through Chicago
(for DE Steve DeLong) used to select
James Thaxton, TE, Tennessee State
4. Choice (85) to Baltimore as part of
acquisition of DT George Wright
5. Choice to Buffalo for DE Cal Snowden
5. Choice (123) from Detroit through
Washington (for CB-KR Leslie "Speedy"
Duncan) used to select Willie McGee,

WR-KR, Alcorn A&M

5. Choice (125) from Cleveland (for DT George
Wright) used to select John Knobler, LB,
Weber State
6. Marvin Roberts, C, Michigan State (135)
7. Choice to Miami through New England for LB
Ed Philpott
8. Choice to Baltimore for DT George Wright
9. Tab Bennett, LB, Illinois (214)
10. Cliff Burnett, DE, Montana (239)
11. Jay Douglas, C, Memphis State (268)
12. Lynn Ahrens, T, Eastern Montana (293)
13. Alfred Reese, RB, Tennessee State (318)
14. Tony Adams, QB, Utah State (343)
15. Gary Parris, TE, Florida State (372)
16. Joe Petty, DB, Arizona State (397)
17. Barry Darrow, T, Montana (422)

1974

(Drafted alternately 2-3) Jan. 29-30

1. Bo Matthews, RB, Colorado (2)
1. Choice (15) from Cleveland (for LB Bob
Babich) used to select Don Goode, LB,
Kansas
2. Choice (29) to Minnesota as part of
compensation for LB Carl Gersbach, RB
Clinton Jones
2. Choice (43) from Buffalo (for S Chuck
Detwiler and TE Lee Thomas) used to select
Mark Markovich, C, Penn State
3. Choice to Chicago for KR Ron Smith
4. Harrison Davis, WR, Virginia (81)
5. Choice (105) from Houston through
Washington (for G Walt Sweeney) used to
select John Teerlink, DT, Western Illinois
5. Choice to Buffalo for LB Mike Stratton
6. Jesse Freitas, QB, San Diego State (133)
7. Choice (158) to Los Angeles for RB Jesse
Taylor
8. Tom Forrest, G, Cincinnati (185)
8. Choice (206) from Los Angeles (for 1974
seventh-round choice) used to select Bon
Boatwright, T, Oklahoma State
9. Danny Colbert, S, Tulsa (210)
10. John Ketchoyian, LB, Santa Clara (237)
11. Dave Grannell, TE, Arizona State (262)
12. Sam Williams, DB, California (289)
13. Brian Vertefeuille, T, Idaho State (314)
14. Greg Bailey, DB, Long Beach State (341)
15. Charles Anthony, LB, USC (366)
15. Choice (386) from Washington (for WR Bill
Malinchak) used to select Greg Meczka, TE,
Bowling Green
16. Neal Skarin, DE, Arizona State (393)
17. Charles DeJurnett, DT, San Jose State (418)

1975

(Drafted alternately 8-7-6) Jan. 28-29

1. Gary Johnson, DT, Grambling (8)
1. Choice (22) from Washington (for RB
Duane Thomas) used to select Mike
Williams, CB, Louisiana State
2. Choice (30) from Cleveland (for LB Bob
Babich) used to select Louie Kelcher, DT,
Southern Methodist
2. Fred Dean, LB, Louisiana Tech (33)
3. Choice (58) to Green Bay for DT Bob Brown
3. Choice (73) from Los Angeles through
Chicago (for RB Sid Edwards) used to select
Mike Fuller, DB, Auburn
4. Choice (86) to New England through
Cleveland as part of compensation for LB
Bob Babich
4. Choice (101) from Oakland (for KR Ron Smith)
used to select Ken Bernich, LB, Auburn
5. Kevin Nosbusch, DT, Notre Dame (111)
5. Choice (125) from Washington through
Los Angeles and Buffalo (for DT Dave



- Costa) used to select Charles Waddell, TE, North Carolina
- Choice (134) from Cleveland (for TE James Thaxton) used to select John Carroll, WR, Oklahoma
 - Billy Shields, T, Georgia Tech (136)
 - Rickey Young, RB, Jackson State (164)
 - Choice (189) to Kansas City through Washington as part of trade involving DE Deacon Jones
 - Choice (203) from Washington (for WR Bill Malinchak) used to select Barry Collier, T, Georgia
 - Choice (206) from Oakland (for KR Ron Smith) used to select Ralph Perretta, G, Purdue
 - Larry Keller, LB, Houston (214)
 - Otha Bradley, DT, USC (242)
 - Vince Phason, DB, Arizona (267)
 - Choice (284) from Oakland (for DT Ray Carr, DE Blenda Gay and T Harold Paul) used to select Ike McBee, WR, San Jose State
 - Jerry Dahl, LB, North Dakota State (292)
 - Pete Demmerle, WR, Notre Dame (320)
 - Choice (335) from Oakland (for DT Ray Carr, DE Blenda Gay and T Harold Paul) used to select Glen Printers, RB, Southern California
 - Reggie Barnett, DB, Notre Dame (345)
 - John Rousch, G, Oklahoma (370)
 - Chip Salvestrini, G, Yankton, S.D. (398)
 - Neal Jeffrey, QB, Baylor (423)

1976

- (Drafted alternately (4-3) April 8-9
- Joe Washington, RB, Oklahoma (4)
 - Don Macek, G, Boston College (31)
 - Larry Dorsey, WR, Tennessee State (64)
 - Bob Horn, MLB, Oregon State (94)
 - Choice (113) from Houston through Oakland (for DT Dave Rowe) used to select Ron Singleton, TE, Grambling
 - Choice (115) from Oakland (for fourth-round choice San Diego acquired from Washington for G Walt Sweeney) used to select Artie Owens, WR, West Virginia
 - Choice (128) to Los Angeles for RB Tony Baker
 - Choice (131) from New England (for CB Bob Howard) used to select Woodrow Lowe, LB, Alabama
 - Choice (159) to Pittsburgh through St. Louis for WR Marlin Briscoe
 - Choice (186) to Dallas for MLB Ken Hutcherson
 - Tony DiRienzo, K, Oklahoma (212)
 - Choice (241) to Buffalo for T Halvor Hagen
 - Choice (251) from New York Giants (for LB Bruce Bannon) used to select Glynn Harrison, RB, Georgia
 - Jeff Perlinger, DE, Michigan (268)
 - Ray Preston, LB, Syracuse (295)
 - Ron Lee, S, Oregon (322)
 - John Lee, DT, Nebraska (351)
 - Ed Jones, G, Cincinnati (378)
 - Jack Hoffman, DL, Indiana (407)
 - Jack Harrison, G, California (434)
 - Clarence Sanders, LB, Cincinnati (463)

1977

- (Drafted alternately 14-13-12) May 3-4
- Choice (14) to Seattle through Dallas for QB Clint Longley
 - Choice (24) from Dallas (for QB Clint Longley) used to select Bob Rush, C, Memphis State
 - Choice (41) to Seattle through Dallas for QB Clint Longley
 - Choice (68) to Los Angeles for TE Pat

- Curran and RB Howard Strickland
- Choice (77) from Wash (for DE Deacon Jones) used to select Keith King, S, Colorado State
 - Choice (98) to Houston through Miami for RB Mercury Morris
 - Clarence Williams, RB, South Carolina (124)
 - Choice (128) from Cleveland (for option compensation rights of DT Ron East) used to select Cliff Olander, P-QB, New Mexico State
 - Choice (146) from Atlanta (for CB Sam Williams) used to select Dave Lindstrom, DE, Boston University
 - Lawrence Barnes, RB, Tennessee State (151)
 - Choice (152) from Det (for C Mark Markovich) used to select Pete Shaw, S, Northwestern
 - Ron Bush, CB, USC (181)
 - Choice (208) to Dallas for K Toni Fritsch
 - Gene Washington, WR, Georgia (234)
 - Curtis Townsend, LB, Arkansas (265)
 - Choice (292) to Cincinnati for WR Chip Myers
 - Jim Stansik, TE, Eastern Michigan (319)

1978

- (Drafted alternately 14-13-15) May 2-3
- John Jefferson, WR, Arizona State (14)
 - Milton Hardaway, T, Oklahoma State (41)
 - Rickey Anderson, RB, South Carolina State (71)
 - Choice (98) to St. Louis for FS Clarence Duren
 - Choice (125) to Detroit for MLB Jim Laslavic
 - Choice (135) from LA (for C Ed Flanagan) used to select John Choma, G, Virginia
 - Choice (155) to Detroit or MLB Jim Laslavic
 - Cliff Featherstone, CB, Colorado State (180)
 - Choice (200) from Oakland (for 1978 eighth-round choice) used to select Gavin Hedrick, P, Washington State
 - Choice (222) to Oakland for 1978 eighth-round choice (200)
 - Henry Bradley, DT, Alcorn State, Miss. (237)
 - Choice (248) from Oakland (for 1978 11th-round choice) used to select Blake Whitlatch, LB, Louisiana State
 - Charles Price, TE, Cincinnati (264)
 - Choice (293) to Oakland for 1978 ninth-round choice (248)
 - Kevin Bell, WR, Lamar, Tex. (321)

1979

- (Drafted alternately 20-19-18-17-21) May 3-4
- Choice (13) from Cleveland (for 1979 first and second-round choices) used to select Kellen Winslow, TE, Missouri
 - Choice (20) to Cleveland for 1979 first-round choice (13)
 - Choice (47) to Cleveland for 1979 first-round choice (13)
 - Cliff Thrift, MLB, East Central Oklahoma (73)
 - Choice (99) to Los Angeles for QB James Harris
 - Choice (104) from Hou (for QB Neal Jeffrey) used to select John Floyd, WR, NE Louisiana
 - Choice (131) to Balt for RB Lydell Mitchell
 - Choice (157) to Pitt for FS Glen Edwards
 - Choice (184) to GB for CB Willie Buchanon
 - Wilburt Haslip, RB, Hawaii (210)

- Alvin Garrett, WR, Angelo State, Tex. (237)
- Choice (265) from Philadelphia (for MLB Tom Graham) used to select Tony Petruccio, DT, Penn State
- Al Green, S, Louisiana State (269)
- Dave Rader, QB, Tulsa (295)
- Frank Duncan, S, San Francisco State (321)

1980

- (Drafted 26th) April 29-30
- Choice (26) to GB for CB Willie Buchanon
 - Choice (55) to LA Rams for TE Bob Klein
 - Choice (83) to St. Louis Cardinals for head coach Don Coryell
 - Choice (101) from Tampa Bay (for T Booker Brown) used to select Ed Luther, QB, San Jose State
 - Bob Gregor, S, Washington State (108)
 - Choice (139) to Wash for RB Mike Thomas
 - Choice (151) from Cleveland (for RB Rickey Anderson) used to select La Rue Harrington, RB, Norfolk State, Va.
 - Wayne Hamilton, LB, Alabama (163)
 - Choice (175) from Buffalo (for QB Bill Munson) used to select Chuck Loewen, G, South Dakota State
 - Stuart Dodds, P, Montana State (191)
 - Curtis Sirmones, RB, North Alabama (219)
 - Steve Whitman, RB, Alabama (247)
 - Choice (279) to TB for RB Charlie White
 - John Singleton, DE, Texas-El Paso (303)
 - Harry Price, WR, McNeese State, La. (331)

1981

- (Drafted 24) April 28-29
- James Brooks, RB-KR, Auburn (24)
 - Choice (51) to NO for RB Chuck Muncie
 - Irvin Phillips, CB, Arkansas Tech (77)
 - Amos Lawrence, RB, North Carolina (103)
 - Choice (107) from Cle (for LB Don Goode) used to select Eric Sievers, TE, Maryland
 - Keith Ferguson, LB, Ohio State (131)
 - Choice (141) from New York Giants (for RB Bo Matthews) used to select Andrew Gissingner, T, Syracuse
 - Bobby Duckworth, WR, Arkansas (162)
 - Pete Holohan, TE, Notre Dame (189)
 - Choice (215) to NO for P Rick Partridge
 - Billy Mullins, WR, Southern California (243), exercised in Supplemental Draft July 17, 1980
 - Robert Parham, FB, Grambling (268)
 - Choice (280) from New York Giants (for QB Cliff Olander) used to select Matt Petrzelka, T, Iowa
 - Carlos Bradley, LB, Wake Forest (300)
 - Stacy Charles, WR, Bethune-Cookman (327)

1982

- (Drafted alternately 23-22-21-20-23) April 27-28
- Choice (22) to Green Bay as part of trades involving WR John Jefferson and WR Wes Chandler
 - Choice (40) to New England for S Tim Fox
 - Choice (49) to Washington through Los Angeles for FB John Cappelletti
 - Choice (76) to New Orleans as part of trade for WR Wes Chandler
 - Choice (83) to Tampa Bay through San Francisco for LB David Lewis
 - Choice (103) to TB for RB Ricky Bell
 - Choice (134) to Chicago for CB Allan Ellis
 - Choice (161) to Mia for P George Roberts
 - Hollis Hall, CB, Clemson (188)
 - Maury Buford, P, Texas Tech (215)
 - Warren Lyles, DT, Alabama (246)
 - Andre Young, S, Louisiana Tech (273)
 - Anthony Watson, S, New Mexico (299)



HISTORY

1982, cont.

12. Choice (326) to Det for DE John Woodcock

1983

(Drafted alternately 22-21-24-23-22) May 2

- Choice (5) from San Francisco (for DE Fred Dean) used to select Billy Ray Smith, LB, Arkansas
- Choice (20) from Green Bay (for WR John Jefferson) used to select Gary Anderson, RB, Arkansas
- Gill Byrd, CB, San Jose State (22)
- Choice (49) to San Francisco for 1983 first-round choice (22)
- Choice (80) to New England for S Tim Fox
- Choice (95) from Cle (for LB Don Goode) used to select Danny Walters, CB, Arkansas
- Choice (107) to Chicago for CB Reuben Henderson
- Choice (134) to LA Rams for WR Ron Smith
- Choice (141) from Baltimore (for K Mike Wood) used to select Trumaine Johnson, WR, Grambling
- Choice (161) to Baltimore for S Bruce Laird
- Bill Elko, DT, Louisiana State (192)
- Choice (202) from San Francisco (for MLB Bob Horn) used to select Earnest Jackson, RB, Texas A&M
- Choice (219) to Chicago for CB Reuben Henderson
- Mike Green, LB, Oklahoma State (245)
- Bruce Mathison, QB, Nebraska (272)
- Tim Kears, WR, San Jose State (303)
- Choice (308) from Washington (for TE Gregg McCrary) used to select Tim Spencer, RB, Ohio State
- Choice (314) from Chicago (for T Jeff Williams) used to select Billy Blalock, S, Tennessee Tech
- Chuck Ehin, DE, Brigham Young (330)

1984

(Drafted alternately 6-5) May 1

- Mossy Cade, CB, Texas (6)
- Mike Guendling, LB, Northwestern (33)
- Choice (62) to Detroit from San Diego through St. Louis as part of trade for S Ken Greene
- Choice (89) to TB for LB Dewey Selmon
- Choice (107) to Tampa Bay from San Francisco through San Diego as part of trade for LB David Lewis
- Lionel James, RB-KR, Auburn (118)
- Choice (125) to New York Giants from Chicago through San Diego and Seattle as part of trade for WR Roger Carr
- Keith Guthrie, NT, Texas A&M (144)
- Jesse Bendross, WR, Alabama (173)
- Choice (199) from New York Giants (for S Pete Shaw) used to select Ray Woodard, DE, Texas
- Choice (201) to St. Louis as part of trade for S Ken Greene
- Choice (219) from San Francisco (for DT Louie Kelcher) used to select Bob Craighead, RB, Northeast Louisiana
- Zachary Barnes, DE, Alabama State (230)
- Choice (257) to New York Giants for LB Brian Kelley
- Buford McGee, RB, Mississippi (286)
- Choice (313) to GB for C-G Derrel Gofourth
- Choice (331) from San Francisco (for DT Louie Kelcher) used to select Paine Harper, WR, LaVerne

1984 Supplemental Draft

(Drafted 6-5-6) June 5

- Lee Williams, DE, Bethune-Cookman (6) (Los Angeles, USFL)
- Steve Smith, QB, Michigan (33) (Montreal, CFL)
- Clarence Collins, WR, Southern Illinois (62) (New Jersey, USFL)

1985

(Drafted alternately 12-11-10) April 30

- Jim Lachey, T, Ohio State (12)
- Wayne Davis, CB, Indiana State (39)
- Choice (55) from Mia (for RB Pete Johnson) used to select Jeff Dale, S, Louisiana State
- Choice (66) to Minnesota for S John Turner
- Choice (69) from KC (for C Bob Rush) used to select John Hendy, CB, Long Beach State
- Ralf Mojsiejenko, P-K, Michigan State (96)
- Choice (123) to Seattle for WR Roger Carr
- Terry Lewis, CB, Michigan State (150)
- Choice (180) to KC for RB Jewel Thomas
- Choice (196) from San Francisco (for MLB Bob Horn) used to select Mark Fellows, OLB, Montana State
- Curtis Adams, RB, Central Michigan (207)
- Paul Berner, QB, Pacific (234)
- Choice (252) from San Francisco (for DT Louie Kelcher) used to select Dan Remsberg, T, Abilene Christian
- David King, CB, Auburn (264)
- Jeff Smith, NT, Kentucky (291)
- Tony Simmons, DE, Tennessee (318)
- Choice (329) from Chicago (for P Dave Finzer) used to select Bret Pearson, TE, Wisconsin

1986

(Drafted alternately 14-17-16) April 29

- Choice (8) from Minnesota (for 1986 first- and second-round choices) used to select Leslie O'Neal, DE, Oklahoma State
- James FitzPatrick, T, Southern California (13)
- Choice (14) to Minnesota for 1986 first and third-round choices
- Choice (44) to Minnesota for 1986 first and third-round choices
- Choice (67) from Minnesota (for 1986 first- and second-round choices) used to select Terry Unrein, DE, Colorado State
- Jeff Walker, T, Memphis State (71)
- Choice (95) from Philadelphia (for RB Earnest Jackson) used to select Ty Allert, OLB, Texas
- Tommy Taylor, ILB, UCLA (97)
- Choice (118) from KC (for C Bob Rush) used to select Doug Landry, OLB, Louisiana Tech
- Choice (126) to Indianapolis for OLB Vernon Maxwell
- Choice (129) from San Francisco (for DT Gary Johnson) used to select Donald Brown, CB, Maryland
- Choice (133) from Los Angeles Rams (for WR Bobby Duckworth) used to select Matt Johnson, S, Southern California
- Curtis Partridge, WR, Northern Illinois (155)
- Fred Smalls, OLB, West Virginia (182)
- Mike Perrino, T, Notre Dame (209)
- Mike Zordich, S, Penn State (235)
- Choice (266) to Indianapolis for QB Mark Herrmann
- Charles Sanders, RB, Slippery Rock, Pa. (293)

- Choice (298) from SF (for DT Gary Johnson) used to select Drew Smetana, T, Oregon
- Jeff Sprowls, S, Brigham Young (320)
- Choice (333) from Chi (for P Maury Buford) used to select Mike Travis, S, Georgia Tech

1987

(Drafted alternately 5-4-3) April 28

- Choice (5) to Cleveland for 1987 first-round choice (24), 1987 second-round choice (53) and OLB Chip Banks
- Choice (24) from Cleveland (for 1987 first- and second-round choices) used to select Rod Bernstine, TE, Texas A&M
- Choice (32) to Cleveland for 1987 first-round choice (24), 1987 second-round choice (53) and OLB Chip Banks
- Choice (53) from Cleveland (for 1987 first and second-round choices) used to select Louis Brock, CB, USC
- Karl Wilson, OE, LSU (59)
- Mark Vlasic, QB, Iowa (88)
- Choice (115) from Green Bay (for CB Mossy Cade) used to select Nelson Jones, CB, No. Carolina St.
- Choice (116) to NE for S Vencie Glenn
- Choice (143) to TB for OLB Andy Hawkins
- Jamie Holland, WR, Ohio State (173)
- Joe Mac Esker, T, UTEP (199)
- Choice (204) from Phi (for RB Earnest Jackson) used to select Ron Brown, OLB, USC
- Tom Wilcher, RB, Michigan (226)
- Anthony Anderson, DB, Grambling St. (256)
- Joe Goebel, C, UCLA (284)
- Marcus Greenwood, RB, UCLA (310)

1988

(Drafted alternately 15-19-18-17-16) April 24-25

- Anthony Miller, WR, Tennessee (15)
- Choice (45) to LA Rams for RB Barry Redden
- Choice (60) from Houston (for 1988 third and fifth-round choices) used to select Quinn Early, WR, Iowa
- Choice (72) to Houston for 1988 second-round choice (60)
- Choice (91) from Los Angeles Rams (for TE Pete Holohan) used to select Joe Campbell, DE, New Mexico State
- Choice (93) from Buffalo (for WR Trumaine Johnson) used to select Stacy Searels, C-G, Auburn
- David Richards, T, UCLA (98)
- Choice (125) to Houston for 1988 second-round choice (60)
- Cedric Figaro, LB, Notre Dame (152)
- Choice (184) to Buf for OLB David Brandon
- Choice (211) to Pit for QB Mark Malone
- Joey Howard, T, Tennessee (238)
- Choice (265) to New York Giants for WR Bobby Johnson
- Choice (285) from Los Angeles Rams (for T Jeff Walker) used to select Ed Miller, C, Pittsburgh
- George Hinkle, DE, Arizona (292)
- Wendell Phillips, S, North Alabama (324)

1989

(Drafted alternately 8-9) April 23-24

- Burt Grossman, DE, Pittsburgh (8)
- Courtney Hall, C, Rice (37)
- Choice (51) from New York Giants (for 1989 third, fourth and seventh-round choices) used to select Billy Joe Tolliver, QB, Texas Tech
- Choice (64) to New York Giants for 1989 second-round choice (51)
- Choice (93) to New York Giants for 1989 second-round choice (51)



HISTORY





5. Elliot Smith, CB, Alcorn State (120)
6. Choice (148) to Los Angeles Rams as part of Barry Redden trade
7. Choice (175) to New York Giants for 1989 second-round choice (51)
7. Choice (183) from New England (for LB Thomas Benson) used to select Marion Butts, FB, Florida St.
7. Choice (195) from San Francisco (for WR Wes Chandler) used to select Terence Jones, QB, Tulane
8. Dana Brinson, WR/KR, Nebraska (204)
9. Pat Davis, TE, Syracuse (231)
10. Ricky Andrews, ILB, Washington (260)
11. Victor Floyd, RB, Florida St. (287)
12. Choice (316) to Washington for 1990 12th-round choice (326)

1990

- (Drafted alternately 7-8) April 23-24
1. Junior Seau, LB, USC (5)
 2. Choice (33) to Chi for QB Jim McMahon
 3. Choice (57) from TB (for RB Gary Anderson) used to select Jeff Mills, OLB, Nebraska
 3. Leo Goeas, T, Hawaii, (60)
 3. Choice (67) from Indianapolis (for OLB Chip Banks) used to select Walter Wilson, WR, East Carolina
 4. Choice (89) to Los Angeles Raiders for RB Napoleon McCallum
 5. Choice (116) to Dallas for RB Darrin Nelson
 6. Choice (138) from Dallas (for 1991 third-round choice) used to select John Friesz, QB Idaho
 6. Choice (143) from Dallas (for 1991 third-round choice) used to select Frank Cornish, C-G, UCLA
 6. David Pool, CB, Carson-Newman, Tenn. (145)
 6. Choice (163) from Dallas (for 1991 third-round choice) used to select Derrick Walker, TE, Michigan
 7. Jeff Novak, G, SWTexas State (172)
 7. Choice (185) from Cleveland (for RB Barry Redden) used to select Joe Staysniak, T, Ohio State
 7. Choice (187) from Washington (for P Ralf Mojsiejenko) used to select Nate Lewis, WR, Oregon Tech
 7. Choice (193) from San Francisco (for WR Wes Chandler) used to select Keith Collins, CB, Appalachian State
 8. J.J. Flannigan, RB, Colorado (201)
 9. Chris Goetz, G, Pittsburgh (227)
 10. Ken Berry, CB, Miami (256)
 11. Tommie Stowers, HB, Missouri (283)
 12. Choice (311) to Ind for CB Leonard Coleman
 12. Choice (326) from Washington (for 1989 12th-round choice) used to select Elliot Searcy, WR, Southern

1991

- (Drafted alternately 10-9-8-7-12-11) April 21-22
1. Stanley Richard, S, Texas (9)
 2. George Thornton, DT, Alabama (36)
 2. Choice (39) from TB (for RB Gary Anderson) used to select Eric Bieniemy, RB, Colorado
 2. Choice (47) from Washington (for 1992 first-round choice) used to select Eric Moten, G, Michigan State
 4. Yancey Thigpen, WR, Winston-Salem St. (90)
 5. Duane Young, TE, Michigan State (123)
 5. Choice (127) from Pit through NE for LA Raiders' 11th-round choice in 1991 (acquired by San Diego for RB Napoleon McCallum) and 1992 fourth-round choice used to select Floyd Fields, S, Arizona State
 6. Jimmy Laister, DT, Oregon Tech (150)
 7. David Jones, WR, Delaware State (177)

7. Choice (192) from Los Angeles Raiders (for WR Jamie Holland) used to select Terry Beauford, OL, Florida A&M
9. Andy Katoa, LB, So. Oregon State (230)
10. Choice (254) from Los Angeles Rams (for P Keith English) used to select Roland Poles, FB, Tennessee
10. Mike Heldt, C, Notre Dame (257)
11. Joe Weinberg, WR, Johnson C. Smith (290)
12. Chris Samuels, RB, Texas (317)

1992

- (Drafted alternately 5-6-7) April 26-27
1. Choice (5) to Washington for 1991 second-round choice (47) and 1992 fifth-round choice (140)
 1. Choice (23) from Houston (for DE Lee Williams) used to select Chris Mims, DE, Tennessee
 2. Marquez Pope, CB, Fresno State (33)
 3. Ray Ethridge, WR, Pasadena CC (63)
 4. Choice (90) to New England for 1991 fifth-round choice (127)
 5. Curtis Whitley, C, Clemson (117)
 5. Choice (131) from Atlanta (for QB Billy Joe Tolliver) used to select Kevin Little, LB, North Carolina A&T
 5. Choice (140) from Washington (for 1992 first-round choice) used to select Eric Jonassen, T, Bloomsburg College
 6. Reggie White, DT, North Carolina A&T (149)
 7. Deems May, TE, North Carolina (174)
 8. James Fuller, S, Portland State (201)
 9. Johnnie Barnes, WR, Hampton, Va. (231)
 10. Arthur Paul, DT, Arizona State (258)
 11. Keith McAfee, RB, Texas A&M (285)
 12. Carlos Huerta, K, Miami (315)

1993

- (Drafted alternately 20-24) April 25-26
1. Darrien Gordon, CB, Stanford (22)
 2. Choice (41) from San Francisco (for 1994 first-round choice) used to select Natrone Means, RB, North Carolina
 2. Choice (48) to SF for 1993 second-round choice (41), 1993 third-round choice (82), 1993 fourth-round choice (110) and 1993 fifth-round choice (138)
 3. Choice (64) from TB (for SF's 1993 third-round choice (82) and Philadelphia's 1993 fourth-round choice (104) acquired by San Diego for T Broderick Thompson) used to select Joe Cocozzo, G, Michigan
 3. Choice (82) from San Francisco to Tampa Bay for 1993 third-round choice (64)
 4. Raylee Johnson, DE, Arkansas (95)
 4. Choice (99) from Green Bay through New England (for San Francisco's 1993 fourth and sixth-round choices acquired by San Diego April 25, 1993) used to select Lewis Bush, OLB, Washington State
 4. Choice (104) from Philadelphia for T Broderick Thompson) to Tampa Bay for 1993 third-round choice (64)
 5. Walter Dunson, WR, Middle Tennessee State (134)
 6. Eric Castle, FS, Oregon (161)
 7. Doug Miller, OLB, So. Dakota State (188)
 8. Choice (222) from SF (for 1994 sixth-round choice) used to select Trent Green, QB, Indiana

1994

- (Drafted alternately 12-17) April 24-25
1. Choice (15) to LA Rams through SF for

- 1993 second-round choice (41), 1993 third-round choice (82), 1993 fourth-round choice (110) and 1993 fifth-round choice (138)
2. Isaac Davis, G, Arkansas (43)
2. Vaughn Parker, G, UCLA (63)*
3. Choice (70) from NE (for RB Marion Butts and 1994 third-round choice) used to select Andre Coleman, WR, Kansas State
3. Choice (78) and RB Marion Butts to New England for 1994 third-round choice (70) and 1994 fifth-round choice (137)
3. Willie Clark, CB, Notre Dame (82)*
4. Choice (107) to Arizona through Miami for WR Tony Martin
5. Choice (137) from New England (for RB Marion Butts and 1994 third-round choice) used to select Aaron Laing, TE, New Mexico State
5. Rodney Harrison, S, Western Illinois, (145)
5. Choice (150) from Seattle (for 1995 fourth-round choice) used to select Darren Krein, DE, Miami
5. Tony Vinson, RB, Towson State (160)*
6. Choice (175) to Green Bay through San Francisco as part of Lew Bush trade
7. Zane Beehn, LB, Kentucky (207)

1995

- (Drafted 29) April 22-23
1. Choice (29) to Carolina for 1995 second-round choice (34), 1995 third-round choice (98) and 1995 fourth-round choice (100)
 2. Choice (34) from Carolina (for 1995 first-round choice) used to select Terrance Shaw, CB, Stephen F. Austin
 2. Choice (51) from Detroit (for 1996 first-round choice) used to select Terrell Fletcher, RB, Wisconsin
 2. Jimmy Oliver, WR, Texas Christian (61)
 3. Don Sasa, DT, Washington State (93)
 3. Choice (98) from Carolina (for 1995 first-round choice) used to select Preston Harrison, LB, Ohio State
 4. Choice (100) from Carolina (for 1995 first-round choice) used to select Chris Cowart, LB, Florida State
 4. Choice (104) from St. Louis (for CB Marquez Pope) used to select Aaron Hayden, RB, Tennessee
 4. Choice (126) to Seattle for 1994 fifth-round choice (150)
 5. 'OMar Ellison, WR, Florida State (162)
 6. Choice (177) from St. Louis (for WR Nate Lewis) used to select Troy Sienkiewicz, G, New Mexico State
 6. Choice (183) from Philadelphia (for DE Burt Grossman) used to select Brandon Harrison, WR, Howard Payne
 6. Choice (197) from Cleveland (for CB Donald Frank) used to select Craig Whelihan, QB, Pacific
 6. Tony Berti, T, Colorado (200)
 7. Mark Montreuil, CB, Concordia, Quebec (237)

1996

- (Drafted alternately 21-20-19-23-22) April 20-21
1. Choice (21) to Detroit for 1995 second-round choice (51)
 2. Choice (41) from Tampa Bay (for 1997 first-round choice) used to select Bryan Still, WR, Virginia Tech
 2. Patrick Sapp, OLB, Clemson (50)
 3. Brian Roche, TE, San Jose State (81)
 4. Charlie Jones, WR, Fresno State (114)
 5. Junior Soli, DT, Arkansas (155)
 6. Jim Mills, T, Idaho (190)



Continued next page

**1996, cont.**

- Choice (192) from Carolina through Pittsburgh (for 1997 fifth-round choice) used to select Bryan Stoltenberg, C, Colorado
- Freddie Bradley, RB, Sonoma State (231)

1997

(Drafted alternately 16-15-14-13) April 19-20

- Choice (16) to Tampa Bay for 1996 second-round choice (41)
- Freddie Jones, TE, North Carolina (45)
- Michael Hamilton, OLB, North Carolina A&T (74)
- Raleigh Roundtree, T, So. Carolina State (109)
- Choice (138) from St. Louis (for 1998 fourth-round choice and 1997 seventh-round choice) used to select Kenny Bynum, RB, South Carolina State
- Choice (146) to Pittsburgh for 1996 sixth-round choice (192)
- Choice (146) from Pittsburgh (for 1998 third-round choice) used to select Paul Bradford, CB, Portland State
- Daniel Palmer, T, United States Air Force Academy (178)
- Choice (215) to St. Louis for 1997 fifth-round choice (138)
- Choice (218) from Pittsburgh (for 1998 third-round choice) used to select Toran James, LB, North Carolina A&T
- Tony Corbin, QB, Sacramento State (237)*

1998

(Drafted alternately 3-2-5-4) April 18-19

- Choice (2) from Arizona (for 1998 first-round choice, 1998 second-round choice, 1999 first-round choice, WR Eric Metcalf and LB Patrick Sapp) used to select Ryan Leaf, QB, Washington State
- Choice (3) to Arizona for 1998 first-round choice (2)
- Choice (32) to Arizona for 1998 first-round choice (2)
- Choice (59) from Tampa Bay (for 2000 first-round choice) used to select Mikhael Ricks, WR, Stephen F. Austin
- Choice (65) to Pittsburgh for 1997 fifth-round choice (146) and 1997 seventh-round choice (218)
- Choice (95) to St. Louis for 1997 fifth-round choice (138)
- Cedric Harden, DE, Florida A&M (126)
- Clifford Ivory, CB, Troy State (155)
- Jon Haskins, LB Stanford (194)
- Kio Sanford, WR, Kentucky (234)*

1998 Supplemental Draft

(Drafted 4) July 9

- Jamal Williams, DT, Oklahoma State (1)

1999

(Drafted alternately 8-9) April 19-20

- Choice (8) to Arizona for 1998 first-round choice (2)
- Choice used in 1998 Supplemental Draft for Jamal Williams, DT, Oklahoma State
- Choice (60) from Atlanta (for WR Tony Martin) used to select Jermaine Fazande, FB, Oklahoma
- Steve Heiden, TE, So. Dakota State (69)
- Jason Perry, DB, No. Carolina State (104)
- Adrian Dingle, DE, Clemson (139)
- Choice (141) from Chicago (for DT Shawn Lee) used to select Reginald Nelson, G, McNeese State
- Tyrone Bell, DB, North Alabama (178)
- Choice (214) to Pit for RB Eric Pegram

2000

(Drafted alternately 13-12-21-19-19-18-16) April 15-16

- Choice (13) to Tampa Bay for 1998 second-round choice (59)
- Rogers Beckett, S, Marshall (43)
- Damion McIntosh, T, Kansas State (83)
- Choice (111) from Philadelphia (for 2001 third-round choice) used to select Trevor Gaylor, WR, Miami, Ohio
- Leonardo Carson, DT, Auburn (113)
- Choice (148) to Balt for QB Jim Harbaugh
- Shannon Taylor, LB, Virginia (184)
- Damen Wheeler, CB, Colorado (203)*
- JaJaun Seider, QB, Florida A&M (205)*
- Jason Thomas, G, Hampton (222)

2001

(Drafted 1) April 21-22

- Choice (1) to Atlanta for 2001 first-round choice (5), 2001 third-round choice (67), 2002 second-round choice (48) and WR-KR Tim Dwight
- Choice (5) from Atlanta (for 2001 first-round pick) used to select LaDainian Tomlinson, RB, Texas Christian University
- Drew Brees, QB, Purdue (32)
- Choice (63) to Philadelphia for 2000 fourth-round choice (111)
- Choice (67) from Atl (for 2001 first-round pick) used to select Tay Cody, CB, Florida St.
- Choice (96) to New England for 2001 fourth-round choice (112) and 2001 fifth-round choice (139)
- Choice (112) from NE (for 2001 fourth-round choice) used to select Carlos Polk, LB, Nebraska
- Elliot Silvers, T, Washington (132)
- Choice (139) from New England (for 2001 fourth-round choice) used to select Zeke Moreno, LB, USC
- Choice (164) to Mia for WR-PR Nate Jacquet
- Brandon Gorin, T, Purdue (201)
- Robert Carswell, FS, Clemson (244)*

2002

(Drafted 5) April 20-21

- Quentin Jammer, CB, Texas (5)
- Toniu Fonoti, G, Nebraska (39)
- Choice (48) from Atlanta (for 2001 first-round pick) used to select Reche Caldwell, WR, Florida
- Ben Leber, LB, Kansas State (71)
- Justin Peelle, TE, Oregon (103)
- Terry Charles, WR, Portland State (142)
- Matt Anderle, T, Minnesota (178)
- Seth Burford, QB, Cal Poly-SLO (216)

2003

(Drafted 15) April 26-27

- Choice (15) to Philadelphia for 2003 first-round (30) and second-round (62) choices
- Choice (30) from Philadelphia (for 2003 first-round pick) used to select Sammy Davis, CB, Texas A&M
- Drayton Florence, CB, Tuskegee (46)
- Choice (62) from Phi (for 2003 first-round pick) used to select Terence Kiel, S, Texas A&M
- Courtney VanBuren, T, Arkansas-Pine Bluff (80)
- Matt Wilhelm, LB, Ohio State (112)
- Mike Scifres, P, Western Illinois (149)
- Hanik Milligan, FS, Houston (188)
- Andrew Pinnock, FB, South Carolina (229)

2004

(Drafted 1) April 24-25

- Eli Manning, QB, Mississippi (1)
- Igor Olshansky, DT, Oregon (35)
- Choice (65) from NY Giants (for QB Eli Manning) used to select Nate Kaeding, K, Iowa
- Nick Hardwick, C, Purdue (66)
- Shaun Phillips, LB, Purdue (98)
- Dave Ball, DE, UCLA (133)
- Choice (154) from Mia (for LB Junior Seau) used to select Michael Turner, RB, No. Illinois
- Ryan Krause, TE, Nebraska-Omaha (169)
- Ryon Bingham, DT, Nebraska (204)
- Choice (209) from Atlanta (for WR Trevor Gaylor) used to select Shane Olivea, G-T, Ohio State
- Carlos Joseph, T, Miami (254)*

2005

(Drafted 28) April 23-24

- Choice (12) from NY Giants (for QB Eli Manning) used to select Shawne Merriman, OLB, Maryland
- Luis Castillo, DT, Northwestern (28)
- Vincent Jackson, WR, No. Colorado (61)
- Choice (91) to Tampa Bay for WR Keenan McCardell
- Darren Sproles, RB, Kansas State (130)
- Choice (144) from NY Giants (for QB Eli Manning) to TB for T Roman Oben
- Wesley Britt, T, Alabama (164)
- Choice (177) from Miami (for WR David Boston) used to select Wes Sims, G, Oklahoma
- Choice (203) to Tampa Bay for WR Keenan McCardell
- Scott Mruzckowski, C, Bowling Green (242)

2006

(Drafted alternately 19-18-17-16) April 29-30

- Antonio Cromartie, CB, Florida State (19)
- Marcus McNeill, T, Auburn (50)
- Charlie Whitehurst, QB, Clemson (81)
- Choice (113) to St. Louis for TE Brandon Manumaleuna
- Tim Dobbins, LB, Iowa State (151)
- Jeromey Clary, T, Kansas State (187)
- Choice (188) from Mia (for QB Cleo Lemon) used to select Kurt Smith, K, Virginia
- Chase Page, DT, North Carolina (225)
- Choice (227) from Minnesota (for G Toniu Fonoti) used to select Jimmy Martin, T, Virginia Tech

2007

(Drafted 30) April 28-29

- Craig Davis, WR, Louisiana State (30)
- Choice (37) from Chicago (for 2007 second, third and fifth-round choices and 2008 third-round choice) used to select Eric Weddle, S, Utah
- Choice (62) to Chicago for Weddle
- Choice (93) to Chicago for Weddle
- Anthony Waters, LB, Clemson (96)*
- Scott Chandler, TE, Iowa (129)
- Choice (167) to Chicago for Weddle
- Legedu Naanee, WR, Boise State (172)
- Choice (204) to Ten for QB Billy Volek
- Brandon Siler, LB, Florida (240)

2007 Supplemental Draft

(Drafted 28) July 12

- Paul Oliver, CB, Georgia (28)

2008

(Drafted 27) April 26-27

- Antoine Cason, CB, Arizona (27)
- Choice (57) to Miami for Chris Chambers



- 3. Choice (69) from New England (for 2008 fifth-round choice (160) and 2009 second-round choice) used to select Jacob Hester, FB, Louisiana State
- 3. Choice (90) to Chicago for Weddle
- 4. Choice exercised in 2007 Supplemental Draft to select Paul Oliver, CB, Georgia
- 5. Choice (160) to New England for Hester

- 5. Marcus Thomas, RB, Texas-El Paso (166)
- 6. DeJuan Tribble, CB, Boston College (192)
- 7. Corey Clark, T, Texas A&M (234)

2009

- (Drafted 16) April 25-26
- 1. Larry English, LB, Northern Illinois (16)
- 2. Choice (47) to New England to select

- Jacob Hester, FB, Louisiana State
- 3. Louis Vasquez, G, Texas Tech (78)
- 4. Vaughn Martin, DE, Western Ontario (113)
- 4. Tyronne Green, G, Auburn (133)
- 4. Gartrell Johnson, RB, Colorado State (134)
- 5. Brandon Hughes, CB, Oregon State (148)
- 6. Kevin Ellison, S, Southern California, (189)
- 7. Demetrius Byrd, WR, Louisiana State (224)

TRADE HISTORY

1970

- 4/28 TE JACQUE MacKINNON to GB for 1971 fifth-round choice (115)
- 5/3 DE JOE OWENS from NO for 1971 fourth-round choice
- 8/4 SS KENNY GRAHAM to Cin for 1971 fifth-round choice (119)
- 10/15 RB MIKE GARRETT from KC for 1971 second-round choice (39)

1971

- 5/26 CB LESLIE "SPEEDY" DUNCAN to Washington for 1973 fifth-round choice (123)
- 6/24 DT KEVIN HARDY from GB for 1972 first-round choice (11)
- 9/8 C CARL MAUCK from Miami for 1972 fourth-round choice (91)
- 9/8 RB EDDIE RAY from NE for 1972 seventh-round choice (165)
- 11/19 T TONY LISCIO to Dallas for 1972 fifth-round choice (130)

1972

- 1/29 LB JEFF STAGGS, 1972 second-round choice and 1973 second-round (31) and third-round (60) choices to LA Rams for DE DAVID JONES, DT GREG WOJCIK and RB LEE WHITE
- 1/31 DT GEORGE WRIGHT from Baltimore for 1972 fourth- and eighth-round (191) choices
- 1/31 RB LEON BURNS and WR WALKER GILLETTE to St. Louis for RB CID EDWARDS and WR DAVE WILLIAMS
- 3/27 LB ED PHILPOTT from NE for 1973 seventh-round choice
- 4/19 S JIM HILL to GB for DE LIONEL ALDRIDGE and 1974 third-round choice
- 5/5 DT ANDY RICE to Kansas City for 1973 seventh-round choice
- 5/9 LB BOB BRUGGERS to Cincinnati for T ERNIE WRIGHT
- 6/19 DE CAL SNOWDEN from Buffalo for 1973 fifth-round choice
- 7/11 DT JOHN RICHARDSON from Mia for 1973 sixth-round choice
- 7/22 T GARY NOWAK to Kansas City for 1973 ninth-round choice
- 7/22 TE JIM BISHOP to Kansas City for 1973 sixth-round choice
- 7/26 DE STEVE DeLONG to Chic for 1973 fourth-round choice (84)
- 7/31 Cash to Rams for TE LUTHER PALMER
- 7/31 RB JESSE TAYLOR and 1974 eighth-round choice (206) from Los Angeles Rams for 1974 seventh-round choice (158)
- 7/31 RB JEFF QUEEN to Oakland for 1973 third-round choice (64)
- 7/31 WR BILLY PARKS and RB MIKE MONTGOMERY to Dallas for RB DUANE THOMAS
- 7/31 LB TIM ROSSOVICH from Phi for 1973 first-round choice (6)
- 8/1 RB EDDIE RAY and San Francisco's 1972 third-round choice (via Washington) to Denver for DT DAVE COSTA
- 8/8 QB MARTY DOMRES to Baltimore for Washington's 1972 first-round choice (25) and TE JOHN ANDREWS
- 9/4 CB LEONARD DUNLAP from Bal for 1973 fourth-round choice (85)
- 9/6 DT GEORGE WRIGHT to Cle for 1973 fifth-round choice (125)

1973

- 1/22 QB JOHNNY UNITAS from Baltimore for cash
- 1/25 RB TOM MATTE from Baltimore for 1973 eighth-round choice
- 1/26 QB JOHN HADL to LA for DE COY BACON and RB BOB THOMAS
- 4/10 S CHUCK DETWILER, DE LEE THOMAS and a player to be named later to Buffalo for 1974 second-round choice (43)
- 5/22 S RON SMITH from Chicago for 1974 fourth-round choice
- 7/20 RB DUANE THOMAS to Washington for 1975 first-round (22) and 1976 second-round choices
- 8/1 CB RAY JONES to Denver for cash
- 8/7 K BILL McCLARD to LA Rams for 1974 fifth-round choice
- 8/27 WR BILL MALINCHAK to Washington for 1975 eighth-round choice (203) and 1974 15th-round choice (386)
- 8/31 1974 eighth-round choice to Atlanta for DE LOUIS ROSS
- 9/5 LB MIKE STRATTON from Buffalo for 1974 fifth-round choice
- 9/5 LB BOB BABICH and 1974 fourth-round choice (86) to Cleveland for 1974 first-round (15) and 1975 second-round (30) choices
- 9/5 LB CARL GERSBACH and RB CLINT JONES from Minnesota for 1974 second-round (29) and third-round choices

1974

- 1/9 QB WAYNE CLARK to Cincinnati for QB VIRGIL CARTER
- 1/29 G WALT SWEENEY to Washington for 1974 fifth-round (105), 1975 sixth-round and 1976 fourth-round (115) choices. San Diego and Oakland swapped fourth-round choices in 1976
- 2/25 1975 eighth-round choice to Philadelphia for DE DENNIS WIRGOWSKI if he makes squad. (Choice was rescinded because he did not make squad)]
- 3/1 RB REECE MORRISON from Cincinnati for \$1.00 and clear title rights to QB WAYNE CLARK
- 4/10 S BRYANT SALTER and 1975 eighth-round choice to Wash for 1976 third-round, and 1977 second- and third-round (77) choices
- 8/2 LB FRED FORSBERG from Buffalo for \$100
- 8/6 LB JOHN KNOBLE from Rams for \$100
- 8/6 G TOM FORREST to Chicago for \$100
- 8/12 DE DEACON JONES to Washington
- 8/15 S RON SMITH to Oakland for 1975 fourth-round (101) and eighth-round (206) choices
- 8/23 DT DAVE ROWE from New England for 1975 sixth-round choice (from New England via Washington)
- 8/29 RB BILL RUDDER to NY Giants for 1975 seventh-round choice
- 9/5 DT BOB BROWN from GB for 1975 third-round choice (58)
- 9/5 DT DAVE COSTA to Buffalo for 1975 fifth-round choice (125)
- 9/6 CB WILLIE McGEE to LA Rams for 1975 sixth-round choice
- 9/24 TE JAMES THAXTON to Cle for 1975 sixth-round choice (134)

1975

- 1/28 RB CID EDWARDS to Chicago for 1975 third-round (73) choice (from Los Angeles Rams)
- 1/28 RB JIM HARRISON from Chicago for 1975 sixth-round choice (from Los Angeles Rams)
- 1/29 DT RAY CARR, DT BLENDA GAY and T HAROLD PAUL to Oakland for 1975 11th-round (284) and 13th-round (335) choices
- 2/7 WR JOE SWEET from New England for past considerations
- 5/29 1976 second-round choice to Detroit for C ED FLANAGAN
- 5/29 C CARL MAUCK to Houston for rights to T BOOKER BROWN and compensation rights to CB BENNY JOHNSON
- 6/13 S REGGIE BERRY to Denver for S MAURICE TYLER
- 6/17 WR JERRY LeVIAS to Houston for 1976 12th-round choice
- 7/3 CB BOB HOWARD to NE for 1976 fifth-round choice (131)
- 7/16 DT RON EAST to Cleveland for 1977 fifth-round choice (128)
- 7/22 CB LEONARD DUNLAP to NY Giants for 1976 fifth-round choice
- 7/22 LB PETE LAZETICH to Miami for LB BRUCE BANNON
- 7/28 WR JOHN CARROLL to Chicago for 1977 seventh-round choice
- 7/29 TE RON MAYO from Baltimore for 1976 sixth-round choice
- 8/7 DT GREG WOJCIK to Chicago for 1977 eighth-round choice
- 8/13 TE PAT CURRAN and RB HOWARD STRICKLAND from Los Angeles Rams for 1977 third-round choice (68)
- 8/13 LB BRUCE BANNON to NY Giants for 1976 ninth-round choice (251)
- 8/22 1976 sixth-round choice (159) to St. Louis for past considerations (WR MARLIN BRISCOE)
- 9/9 LB KEN HUTCHERSON from Dallas for 1976 seventh-round choice (186)
- 9/15 RB TONY BAKER from LA Rams for 1976 fifth-round choice (128)
- 9/23 DT DAVE ROWE to Oakland for 1976 fourth-round (113) choice (from Houston)

1976

- 4/2 QB BOBBY DOUGLASS and 1976 third-round choice (from Washington) to New Orleans for LB RICK MIDDLETON
- 4/2 DE COY BACON to Cincinnati for WR CHARLIE JOINER
- 4/2 LB FRANKLIN TATE to Oakland for LB MIKE DENNERY
- 4/8 S SAM WILLIAMS to Atlanta for CB TOM HAYES and 1977 sixth-round choice (146)



Continued next page

1976, cont.

- 4/8 1976 fourth-round (from Wash) and eighth-round (from Chi) choices to Oak for 1976 fourth and sixth-round choices
 4/9 T HALVOR HAGEN from Buf for 1976 ninth-round choice (241)
 7/17 LB FLOYD RICE to Oakland for cash
 7/20 LB DREW MAHALIC to Philadelphia for \$100 cash
 7/20 DT KEVIN NOSBUSCH to SF for 1977 eighth-round choice
 7/22 C MARK MARKOVICH to Detroit for G GUY DENNIS and 1977 sixth-round choice (152)
 8/3 P MITCH HOOPES from Dallas for 1977 10th-round choice
 8/10 T HALVOR HAGEN to NO for 1977 ninth-round choice (241)
 8/25 RB MERCURY MORRIS from Mia for 1977 fourth-round choice (98)
 8/30 QB CLINT LONGLEY and 1977 first-round choice (24) from Dallas for 1977 first-round (14) and second-round (41) choices
 9/6 K TONI FRITSCH and 1977 10th-round choice from Dallas for 1977 eighth-round choice (208)
 9/6 DE LEROY JONES from Washington for 1977 second-round choice and \$12,500

1977

- 3/1 WR CHIP MYERS from Cin for 1977 11th-round choice (292)
 4/27 DE ART RILEY to Philadelphia for \$20,000 (\$7,500 paid immediately and \$12,500 on Eagles' payroll seven or more games)
 6/7 QB JAMES HARRIS from LA Rams for 1979 fourth-round choice (99)
 6/24 S CLARENCE DUREN from STL for 1978 fourth-round choice (98)
 7/14 C ED FLANAGAN to LA Rams for 1978 fifth-round choice (135)
 7/14 Rights to TE JIM STANSIK to Miami for 1978 10th-round choice (if Stansik makes the roster during the 1977 season)
 8/5 QB NEAL JEFFREY to Hou for 1979 fourth-round choice (104)
 8/11 DB GREGG BUTLER from LA Rams for 1978 11th-round choice
 8/16 TE ROBERT KLEIN from LA Rams for 1980 second-round choice (55)

1978

- 3/28 RB LYDELL MITCHELL from Bal for 1979 fifth-round choice (131)
 4/26 LB TOM GRAHAM to Phi for 1979 10th-round choice (265)
 5/2 LB JIM LASLAVIC from Detroit for 1978 fifth-round (125) and sixth-round (155) choices
 5/3 WR LARRY DORSEY to Kansas City for DE WILBUR YOUNG
 5/3 1978 eighth-round (222) and 11th-round (293) choices to Oak for 1978 eighth-round (200) and ninth-round (248) choices
 7/27 Considerations to Philadelphia for T HARVEY GOODMAN
 7/28 RB RICKEY YOUNG to Minnesota for past considerations
 7/28 G ED WHITE from Minnesota for past considerations
 8/4 T BOOKER BROWN to TB for 1980 fourth-round choice (101)
 8/6 C RICHARD KEYS to Buffalo for past considerations
 8/18 QB BILL MUNSON to Buf for 1980 seventh-round choice (175)
 8/22 FS GLEN EDWARDS from Pit for 1979 sixth-round choice (157)
 8/28 RB JOE WASHINGTON and 1979 fifth-round choice for RB LYDELL MITCHELL
 9/25 1980 third-round choice (83) to St. Louis for the right to hire Head Coach DON CORYELL

1979

- 4/26 CB WILLIE BUCHANON from Green Bay for 1979 seventh-round (184) and 1980 first-round (26) choices
 5/3 1979 first-round (20) and second-round (47) choices to Cleveland for 1979 first-round choice (13)
 5/29 RB MIKE THOMAS from Was for 1980 fifth-round choice (139)
 5/31 RB CHARLIE WHITE from TB for 1980 10th-round choice (279)
 8/10 RB RICKEY ANDERSON to Cle for 1980 sixth-round choice (151)

1980

- 3/21 RB JOHN CAPPALETTI from Los Angeles Rams for 1982 third-round choice (49)
 8/15 RB BO MATTHEWS to NY Giants for 1981 sixth-round choice (141)
 8/27 LB DON GOODE to Cleveland for 1981 fourth-round (107) and 1983 fourth-round (95) choices
 9/1 QB CLIFF OLANDER to NY Giants for 1981 11th-round choice (280)
 9/1 P RICK PARTRIDGE from NO for 1981 eighth-round choice (215)
 9/8 WR RON SMITH from LA Rams for 1983 fifth-round choice (134)
 9/29 RB CHUCK MUNCIE from NO for 1981 second-round choice (51)

1981

- 5/15 DT WILBUR YOUNG to Washington for T JEFF WILLIAMS
 8/10 WR BILLY MULLINS to Chicago for 1982 12th-round choice (if Mullins is active during 1981 season)
 8/17 WR STACY CHARLES to Chicago for considerations
 8/18 G DAN AUDICK to San Francisco for 1982 third-round choice
 8/25 TE GREGG McCRARY to Was for 1983 11th-round choice (308)

- 8/31 K MIKE WOOD to Baltimore for 1983 sixth-round choice (141)
 8/31 P GEORGE ROBERTS from Mia for 1982 sixth-round choice (161)
 9/10 RB AMOS LAWRENCE to SF for 1984 fourth-round choice
 9/15 DT JOHN WOODCOCK from Det for 1982 12th-round choice (326)
 9/17 WR JOHN JEFFERSON to Green Bay for 1982 first-round (22) and second-round, 1983 first-round (20), another second-round choice in 1982, 1983 or 1984, and a player to be agreed upon (WR AUNDRA THOMPSON)
 9/30 WR WES CHANDLER from New Orleans for WR AUNDRA THOMPSON, 1982 first-round choice (22) from Green Bay (with an option to swap firsts) and San Diego's 1982 third-round choice (76)
 10/2 DE FRED DEAN to San Francisco for 1983 second-round choice. San Diego also receives the option of switching positions in the first-round in 1983 and receives fifth-overall choice
 10/8 CB ALLAN ELLIS from Chi for 1982 fifth-round choice (134)

1982

- 1/27 LB DAVID LEWIS from Tampa Bay for 1982 third-round (83) choice (from San Francisco) and 1984 fourth-round choice (107)
 3/4 RB RICKY BELL from TB for 1982 fourth-round choice (103)
 3/29 LB DEWEY SELMON from Tampa Bay for 1984 fourth-round (89) choice (from San Francisco)
 4/27 S TIM FOX from New England for 1982 second-round (40) choice (from Green Bay) and 1983 third-round choice (80)
 5/26 S BRUCE LAIRD from Bal for 1983 sixth-round choice (161)
 5/28 LB JEFF SIEMON from Minnesota for 1983 sixth-round choice
 6/8 LB BOB HORN to San Francisco for 1983 eighth-round choice (202) and 1985 seventh-round choice (196)
 7/13 S PETE SHAW to NY Giants for 1984 eighth-round choice (199)
 8/31 T JEFF WILLIAMS to Chi for 1983 12th-round choice (314)

1983

- 4/20 CB REUBEN HENDERSON from Chicago for 1983 fourth-round (107) and eighth-round (219) choices
 4/22 1983 second-round choice (49) and 1983 second-round choice (from San Francisco) to San Francisco for 1983 first-round (22) choice (from San Diego)
 5/3 S KEN GREENE from St. Louis for 1984 third-round (62) and eighth-round (201) choices
 7/11 C BOB RUSH to Kansas City for 1985 third-round (69) and 1986 fifth-round (118) choices
 7/18 CB JEFF ALLEN to San Francisco for 1984 12th-round choice
 7/27 G DERREL GOFORTH from GB for 1984 12th-round choice (313)
 8/13 CB MIKE WILLIAMS to Buffalo for WR LOU PICCONI
 8/24 WR ROGER CARR from Seattle for 1984 fifth-round (125) choice (from Chicago) and 1985 fifth-round (123) choice

1984

- 2/13 DE KENNY NEIL and DT ABDUL SALAAM from New York Jets for 1984 second-round choice (from Green Bay)
 3/28 DT LOUIE KELCHER to San Francisco for 1984 eighth-round (219) and 12th-round (331) choices, and 1985 ninth-round choice (252)
 3/29 LB BRIAN KELLEY from NY Giants for 1984 10th-round choice (257)
 4/30 RB JEWEL THOMAS from KC for 1985 seventh-round choice (130)
 5/3 G WALT DOWNING from SF for 1986 12th-round choice
 5/29 RB JAMES BROOKS to Cincinnati for RB PETE JOHNSON
 7/24 RB ROBERT ALEXANDER from LA Rams for 1985 11th-round choice
 8/10 T BILLY SHIELDS and 1985 third-round choice (66) to Minnesota for S JOHN TURNER
 8/15 P DAVE FINZER to Chicago for 1985 12th-round choice (329)
 8/20 DE KEN NEIL to San Francisco for 1985 fifth-round choice
 9/10 RB CHUCK MUNCIE to Miami for 1985 second-round choice (trade nullified—did not pass physical)
 9/22 RB PETE JOHNSON to Miami for 1985 second-round choice (55) and the rights to DL DEWEY FORTE
 9/29 DT GARY JOHNSON to San Francisco for 1986 fifth-round (129) and 11th-round (298) choices

1985

- 3/27 QB MARK HERRMANN from Ind for 1986 10th-round choice (266)
 5/20 RB MARK SCHELLEN from SF for 1986 12th-round choice
 7/20 RB CHUCK MUNCIE to Minnesota for 1986 sixth-round choice
 8/1 LB VERNON MAXWELL from Ind for 1986 fifth-round choice (126)
 8/20 P MAURY BUFORD to Chi for 1986 12th-round choice (333)
 8/30 CB MOSSY CADE to Green Bay for 1986 first-round choice and 1987 fifth-round choice (115)



HISTORY





- 9/2 WR BOBBY DUCKWORTH to Los Angeles Rams for 1986 fifth-round choice (133) and T GARY KOWALSKI
 9/2 RB EARNEST JACKSON to Philadelphia for 1986 fourth-round choice (95) and 1987 eighth-round choice (204)

1986

- 4/29 1986 first-round (14) and second-round (44) choices (from GB) to Min for 1986 first-round (8) and third-round (67) choices
 WR JESSE BENDROSS to TB for 1987 12th-round choice
 5/13 RB MARK SCHELLEN to Houston for 1987 12th-round choice
 7/25 LB THOMAS BENSON from Atl for 1987 sixth-round choice
 8/14 QB ED LUTHER to Atlanta for LB RONNIE WASHINGTON and 1987 sixth-round choice
 8/20 LB ANDY HAWKINS from TB for 1987 sixth-round choice (143)
 9/29 FS VENCIE GLENN from NE for 1987 fifth-round choice (116)

1987

- 4/27 WR TIM SMITH from Houston for 1988 12th-round choice
 4/28 LB CHIP BANKS, and 1987 first-round (24) and second-round (53) choices from Cleveland for 1987 first-round (5) and second-round (32) choices
 6/12 RB BUFORD McGEE, 1988 second-round choice (45), and 1989 sixth-round choice (148) to LA Rams for RB BARRY REDDEN
 LB TIM LUCAS from St. Louis for 1988 11th-round choice
 7/22 WR BOBBY JOHNSON from New York Giants for 1988 10th-round choice (256)
 8/27 CB WAYNE DAVIS to Buffalo for SS MARTIN BAYLESS
 9/1 WR TRUMAINE JOHNSON and 1988 seventh-round choice (184) to Buffalo for LB DAVID BRANDON and 1988 fourth-round choice (93)
 9/2 K ROLF BENIRSCHKE to Dallas for 1989 12th-round choice
 9/9 G-T JEFF WALKER to LA Rams for 1988 11th-round choice (285)
 10/13 LB JAMES JOHNSON from SF for past considerations

1988

- 3/25 T EMIL SLOVACEK to Denver for past considerations
 4/13 QB MARK MALONE from Pit for 1988 eighth-round choice (211)
 4/24 TE PETE HOLOHAN to LA Rams for 1988 fourth-round choice (91)
 4/24 1988 third-round (72) and fifth-round (125) choices to Hou for 1988 third-round (60) choice (from Los Angeles Raiders)
 4/26 QB MARK HERRMANN to Ind for 1989 11th-round choice
 4/28 DT BLAISE WINTER to Green Bay for past considerations
 6/2 WR WES CHANDLER to San Francisco for C FRED QUILLAN. Chargers received 1989 seventh-round choice (195) and 1990 seventh-round choice (193) when Quillan did not report
 6/29 Selection rights to WR BRIAN BEDFORD (California-Berkeley) from Dallas for 1989 ninth-round choice
 7/8 S LEONARD COLEMAN from Ind for 1990 12th-round choice
 8/1 T JIM LACHEY to LA Raiders for T JOHN CLAY, 1989 third-round and 1990 fourth-round choices
 8/4 G-T CURTIS ROUSE to Atlanta for past considerations
 8/22 LB THOMAS BENSON to NE for 1989 seventh-round choice (183)
 10/11 RB NAPOLEON MCCALLUM from Los Angeles Raiders for 1990 fourth-round choice (89)

1989

- 4/11 1989 third-round choice and 1990 fourth-round choice (from LA Raiders) to LA Raiders for past considerations
 4/23 1989 third-round (64), fourth-round (93) and seventh-round (175) choices to NY Giants for 1989 second-round choice (51)
 4/24 1989 12th-round choice (316) to Washington for 1990 12th-round choice (326)
 8/18 QB JIM McMAHON from Chi for 1990 second-round choice (33)
 8/30 P RALF MOJSIENKO to Washington for 1990 seventh-round choice (187)
 9/4 RB BARRY REDDEN to Cle for 1990 seventh-round choice (185)
 10/17 LB CHIP BANKS to Ind for 1990 third-round choice (67)
 10/17 RB DARRIN NELSON from Dal for 1990 fifth-round choice (116)

1990

- 4/21 RB GARY ANDERSON to Tampa Bay for 1990 third-round (57) and 1991 second-round (39) choices
 4/22 San Diego's 1991 third-round choice to Dallas for 1990 sixth-round choice (138), New England's 1990 sixth-round choice (163) and the New York Giants 1990 sixth-round choice (143)
 4/27 RB NAPOLEON MCCALLUM to Los Angeles Raiders for 1991 11th-round choice

- 5/4 WR JAMIE HOLLAND to Los Angeles Raiders for 1991 seventh-round choice (192)
 8/28 P KEITH ENGLISH to LA Rams for 1991 10th-round choice (254)
 8/29 G MIKE ZANDOFSKY from Phx for 1991 ninth-round choice

1991

- 4/21 1992 first-round choice (5) to Washington for 1991 second-round (47) and 1992 fifth-round (140) choices
 4/22 1991 11th-round choice (from Los Angeles Raiders) and 1992 fourth-round choice (90) to New England for 1991 fifth-round (127) choice (from Pittsburgh)
 8/23 DE LEE WILLIAMS to Houston for 1992 first-round choice (23) and WR SHAWN JEFFERSON
 8/28 QB BILLY JOE TOLLIVER to Atl for 1992 fifth-round choice (131)

1992

- 8/13 QB STAN HUMPHRIES from Was for 1993 fourth-round choice
 8/26 LB KEVIN MURPHY from TB for 1993 eighth-round choice

1993

- 4/15 T LEO GOEAS to LA Rams for 1993 fourth-round choice
 4/25 1993 second-round (48) and 1994 first-round (15) choices to San Francisco for 1993 second-round (41), third-round (82), fourth-round (110) and fifth-round (138) choices
 4/25 T BRODERICK THOMPSON to Philadelphia for 1993 fourth-round choice (104)
 4/25 1993 third-round choice (from SF) and 1993 fourth-round choice (from Phi) to Tampa Bay for 1993 third-round choice
 4/25 1993 fourth-round choice (from SF) and 1993 sixth-round choice (from SF) to NE for 1993 fourth-round choice (from GB)
 4/26 1994 sixth-round choice (175) to San Francisco for 1993 eighth-round choice (222)

1994

- 3/4 CB DONALD FRANK to Cle for 1995 sixth-round choice (197)
 3/18 WR NATE LEWIS to LA Rams for 1995 sixth-round choice (177)
 3/24 1994 fourth-round choice (107) to Arizona through Miami for WR TONY MARTIN
 4/7 DE BURT GROSSMAN to Phi for 1995 sixth-round choice (183)
 4/11 CB MARQUEZ POPE to LA Rams for 1995 fourth-round choice (104)
 4/25 RB MARION BUTTS and 1994 third-round choice (78) to ne for 1994 third-round (70) and fifth-round (137) choices
 4/25 1995 fourth-round choice (126) to Seattle for 1994 fifth-round choice (150)

1995

- 4/22 1995 first-round choice (29) to Carolina for 1995 second-round (34), third-round (98) and fourth-round (100) choices
 4/22 1995 second-round choice (51) from Detroit for 1996 first-round choice (21)

1996

- 4/20 1996 second-round choice (41) from Tampa Bay for 1997 first-round choice (16)
 4/21 1996 sixth-round choice (192) from Pittsburgh for 1997 fifth-round choice (146)

1997

- 4/20 1997 fifth-round (138) choice (from St. Louis) for 1998 fourth-round (95) and 1997 seventh-round (215) choices
 4/20 1997 fifth-round (146) and seventh-round (218) choices from Pittsburgh for 1998 third-round choice (65)
 7/2 1999 seventh-round choice (214) to Pit for RB ERRIC PEGRAM

1998

- 3/12 1998 first-round (3) and second-round (32) choices, 1999 first-round choice (8), WR ERIC METCALF and LB PATRICK SAPP to Arizona for 1998 first-round choice (2)
 4/18 2000 first-round choice (13) to Tampa Bay for 1998 second-round choice (59)
 6/3 WR TONY MARTIN to Atlanta for 1999 second-round choice (60)
 6/8 DT SHAWN LEE to Chicago for 1999 fifth-round choice (141)

1999

- 3/22 QB JIM HARBAUGH from Bal for 2000 fifth-round choice (148)
 8/9 TE JOHN BURKE from New York Jets for 2001 conditional seventh-round choice



Continued next page



- 2000**
4/16 2001 third-round choice (63) to Philadelphia for 2000 fourth-round choice (111)
8/22 WR NATE JACQUET from Miami for 2001 sixth-round choice (164)
- 2001**
4/20 2001 first-round choice (1) to Atlanta for 2001 first-round (5) and third-round (67) choices, 2002 second-round choice (48) and WR TIM DWIGHT
4/22 2001 fourth-round choice (96) to New England for 2001 fourth-round (112) and fifth-round (139) choices
- 2002**
8/31 TE STEVE HEIDEN to Cleveland for 2003 seventh-round choice
9/1 WR TREVOR GAYLOR to Atl for 2004 seventh-round choice (209)
10/12 G KELVIN GARMON from Dallas for 2003 seventh-round choice (from Cleveland)
- 2003**
4/16 LB JUNIOR SEAU to Miami for 2004 fifth-round choice (154)
4/26 2003 first-round choice (15) to Philadelphia for 2003 first-round (30) and second-round (62) choices
- 2004**
3/15 WR DAVID BOSTON to Miami for 2005 sixth-round choice (177) and CB JAMAR FLETCHER
4/24 QB ELI MANNING to New York Giants for QB PHILIP RIVERS, 2004 third-round choice (65), and 2005 first-round (12) and fifth-round (144) choices

- 6/9 T ROMAN OBEN from TB for 2005 fifth-round choice (144)
10/19 WR KEENAN McCARDELL from Tampa Bay for 2005 third-round (91) and sixth-round (203) choices

- 2005**
10/18 QB CLEO LEMON to Miami for 2006 sixth-round choice (188) and QB A.J. FEELEY
10/18 G TONIU FONOTI to Min for 2006 seventh-round choice (227)

- 2006**
4/13 CB SAMMY DAVIS to SF for WR RASHAUN WOODS
4/30 2006 fourth-round choice (113) to St. Louis for TE BRANDON MANUMALEUNA
9/19 2007 sixth-round draft choice (204) to Ten for QB BILLY VOLEK

- 2007**
4/28 2007 second-round choice (37) from Chicago for 2007 second-round choice (62), third-round choice (93), fifth-round choice (167) and 2008 third-round choice
10/16 WR CHRIS CHAMBERS from Mia for 2008 second-round choice (57)

- 2008**
4/27 2008 third-round choice (69) from New England for 2008 fifth-round choice (160) and 2009 second-round choice (47).

HISTORY

HISTORY OF THE CHARGERS UNIFORM

1960

The helmet was white with a gray facemask. It had a dark blue bolt and black numbers that were outlined in gold. The Chargers home jersey was Collegiate blue. It had white numbers on the front, back and sleeves outlined in gold. There was also a white strip on each shoulder that had a dark blue bolt outlined in gold. The Chargers road jersey was white. It had Collegiate blue numbers on the front, back and sleeves outlined in gold. There were white lightning bolts on the sleeves outlined in gold. There was also a Collegiate blue strip on each shoulder that had a white bolt outlined in gold. The pants were white and had a dark blue lightning bolt outlined in gold running down each leg. Owner Barron Hilton chose lightning bolts because he associated a "Charge" of lightning with a lightning bolt. He also liked the bolts that were on the helmets of the Air Force Academy football team, but wanted something slightly different, so he had the "Chargers Bolt" designed to be different and placed them on the uniforms.

1961-65

The bolt on the helmet, shoulders and pants is changed to gold. On the home jersey, helmet and pants, the bolt is outlined in blue and on the road jersey, it is outlined in white.

1966

The bolt on the helmet is changed to dark blue. The pants are changed to gold and they have a solid white stripe running down each leg, outlined in blue. The stripe replaces the lightning bolt.

1967

The gold bolt is placed back on the helmet with a blue outline. The home jersey is a darker shade of blue and has white numbers on the front, back and sleeves. There was also a white strip on each shoulder that had a gold lightning bolt. The road jersey had the darker blue numbers also on the front, back and sleeves. There was a blue strip on each shoulder with a gold lightning bolt. The lightning bolt is placed back on the pants. It's dark blue in color and outlined in white.

1968-71

The home jersey is changed to Powder blue with white numbers on the front, back and sleeves. There was a white strip on each shoulder that had a gold lightning bolt outlined in blue. The road jersey is still white with Powder blue numbers on the front back and sleeves. There is a Powder blue strip on each shoulder that had a gold lightning bolt outlined in white.

1972

The lightning bolt on the pants is again replaced by a solid white stripe running down each leg, outlined in Powder blue.

1973-78

The numbers on the home uniform are changed to gold and outlined in white. The numbers on the road uniform remain Powder blue and are outlined in gold.

1979-83

The helmet is changed to Navy blue with a gold facemask. It has a gold lightning bolt outlined in Navy blue and white. The primary jersey is white with Royal blue numbers outlined in white and gold. The secondary jersey is Royal blue. It features gold numbers on the front, back and sleeves outlined in blue and white. The lightning bolt is brought back to the pants. It is white with a Royal blue outline.

1984

The white lightning bolt on the pants is placed inside a blue strip. A patch is worn on the front of the jersey celebrating the Silver Anniversary of the Chargers being an original American Football League franchise.

1985

The home jersey is changed to Navy blue. It has gold numbers on the front, back and sleeves outlined in Navy blue and white. There was a white strip on each shoulder that had a gold lightning bolt outlined in Navy blue. The road jersey is white. It has Navy blue numbers on the front, back and sleeves outlined in white and gold. There was a Navy blue strip on each shoulder that had a gold lightning bolt outlined in Navy blue and white. The strip on the pants is changed to Navy blue. The lightning bolt on the pants is gold with a Navy blue and white outline.

1986-87

The number on the front, back and sleeves of the home jersey is changed to white with a Navy blue and gold outline.

1988-89

The lightning bolt on the helmet is changed from gold to white. It features a Navy blue and gold outline. The facemask on the helmet is changed from gold to Navy blue. The white strip on the Navy blue home jersey is removed, leaving a white lightning bolt outlined in Navy blue and gold. The lightning bolt on the shoulders of the road jersey is changed to white with a Navy blue and gold outline. It remains on a Navy blue strip. The lightning bolt on the pants is removed and replaced with a Navy blue strip outlined in white and gold.





1990-91 The road pants are changed to Navy blue. They have a white stripe down each pant leg outlined in Navy blue and gold.

1992-06 The white lightning bolt is returned to the pants. On the home white pants, it is outlined in Navy blue and gold and is in a blue strip down each pant leg. On the road Navy blue pants, there is just a white lightning bolt outlined in Navy blue and gold down each pant leg. There is no strip on the road pants.

2007-08

The Chargers' new uniforms feature Navy blue jerseys and white pants for most home games, white jerseys and Navy pants for road games, and Powder blue jerseys with white pants for designated home games.

On all the jerseys, the bolt has been moved down the sleeve, below the shoulder. The bolt is Gold and outlined in both powder blue and Navy. On the Navy and Powder blue jerseys, the bolt is in a white strip and on the white jerseys, the bolt is in a Navy blue strip. The numbers are now on the shoulder above the bolt. The front of all the jerseys have Chargers scripted across the front above the numbers and below the NFL shield. The team name, the numbers and the player's names all feature a new font. The home white pants feature a strip down the side of each pant leg with a curved bolt in a Navy strip to be worn with the Navy jerseys and a Powder blue strip to be worn with the Powder blue jerseys. The Navy pants feature the same bolt inside of a white strip down each pant leg. The helmet is changed to metallic-white that features a Gold bolt which is outlined in both Powder blue and Navy.



HEAD COACHES



Sid Gillman
1960-69, '71
Reg. 86-53-6 (.614)
Post. 1-4-0 (.200)



Charlie Waller
1969-1970
Reg. 9-7-3 (.553)



Harland Svare
1971-73
Reg. 7-17-2 (.308)



Ron Waller
1973
Reg. 1-5-0 (.167)



Tommy Prothro
1974-78
Reg. 21-39-0 (.350)



Don Coryell
1978-1986
Reg. 69-56-0 (.552)
Post. 3-4-0 (.429)



Al Saunders
1986-88
Reg. 17-22-0 (.436)



Dan Henning
1989-1991
Reg. 16-32-0 (.333)



Bobby Ross
1992-96
Reg. 47-33-0 (.588)
Post. 3-3-0 (.500)



Kevin Gilbride
1997-98
Reg. 6-16-0 (.273)



June Jones
1998
Reg. 3-7-0 (.300)



Mike Riley
1999-2001
Reg. 14-34-0 (.292)



Marty Schottenheimer
2002-06
Reg. 47-33, (.588)
Post. 0-2-0 (.000)



Norv Turner
2007-current
Reg. 19-13 (.594)
Post. 3-2 (.600)

ASSISTANT COACHES

Adolph, Dave 1985, 95-96	Bass, Tom 1964-67, 82-85	Brewster, Tim 2002-04
Alexander, DelVaughn 1999-00	Bauer, Hank 1983-86	Brown, Greg 1995-96
Arnsperger, Bill 1992-94, 02	Beightol, Larry 1989	Bugel, Joe 1998-01
Baker, Brian 1996	Bengtson, Phil 1971	Cameron, Cam 2002-06
Banker, Mark 1999-01	Braden, Marv 1981-85	Carmichael, Pete 2002-05
Barone, Clancy 2007-08	Bradley, Bill 2007-08	Cavanaugh, Mike 1997-98

HISTORY



Chryst, Geep 1999-00	Johnston, Harry..... 1966-67	Rhome, Jerry 1988
Chryst, Paul 1999-01	Joiner, Charlie 1987-91, 2008-current	Rivera, Ron 2007-current
Chudzinski, Rob 2005-06, 09-current	Jones, June 1998	Ross, Kevin 2007-08
Clausen, Chuck 1991	Lempa, Kevin 1997-99	Sanford, Mike 1999-01
Cochran, Red 1970	Levy, Dave 1980-88	Saunders, Al 1983-86
Coley, Max 1977	Lindsey, Dale 1992-96, 2002-03	Schiotz, Matt 2002-06
Cottrell, Ted 2007-08	Lofton, James 2002-07	Schnelker, Bob 1972-73
Coury, Dick 1975	Lundy, Lamar 1971	Schottenheimer, Brian 2002-05
Croom, Sylvester 1992-96	Lynn, Ron 1986-91	Sevier, Wayne 1979-80, 1987-88, 1998
Crosby, Steve 2002-current	Macdermott, Bill 1997-98	Shaw, Willie 1994
Crow, John 1974-75	Madden, Joe 1989	Shelmon, Clarence 2002-current
Cunningham, Gunther 1985-90	Madro, Joe 1960-71	Sheppard, Mike 1997-98
Davis, Al 1960-62	Manusky, Greg 2002-06	Shively, Doug 1984
DeLeone, George 1997	Mauck, Carl 1992-95, 2005	Simon, Matt 2007
Dickenson, Craig 2000-01	McClave, Andrew 2000-01	Simpson, Jackie 1967-71, 1974-80
Dishman, Cris 2009-current	McDaniel, LeCharls 1990-91	Slater, Birt 1981-83
Dixon, Tyrone 1997	McKittrick, Bobb 1974-78	Smith, Jerry 1977-83
Dunn, John 1990-96	Misciagna, John 1992-96	Stephens, Vernon 2007-current
Durden, Earnel 1974-86	Mora, (Jr.) Jim 1986-91	Stewart, Brian 2004-06
Dickson, George 1972-75	Mudd, Howard 1974-76	Sullivan, Jerry 1992-96
Falks, Frank 1994-96	Murphy, Dennis 1994-96	Sullivan, Mike 2009-current
Faulkner, Jack 1961-62	Nicolau, Nick 1997-98	Taylor, Bones 1963
Feldman, Rudy 1974-77	Noll, Chuck 1960-65	Theeder, Roger 1987
Fox, John 1992-93	Novak, Frank 1997-98	Thomas, Johnny 1998-99
Friedgen, Ralph 1992-96	Nunnely, Wayne 1997-08	Tollner, Ted 1989-91
Gibbs, Alex 1990-91	O'Leary, George 1992-93	Turner, Norv 2001
Gibbs, Joe 1979-80	Pagano, John 2002-current	Tyne, Phil 1978-88
Gregg, Forrest 1972-73	Painter, Dwain 1994-96	Vechiarella, Jim 1997-01
Hackett, Walt 1962-66	Pardee, Jack 1981	Wagstaff, Jim 1981-85
Haluchak, Mike 1986-91	Pascale, Joe 1997-02	Walsh, Bill 1976
Hanifan, Jim 1979	Pasquale, Larry 1990-91	Wampfler, Jerry 1988
Hastings, John 1997-01	Perkins, Ray 1978	Weaver, Larrye 1977-82
Henry, John "Jack" 1996, 2006-08	Perry, Rod 1997-01	Weber, Chuck 1968-69, 1982-85
Herring, Hal 1970	Phillips, Bum 1967-71	White, Ed 1986-87, 1989-91
Hodgson, Pat 1978	Phillips, Jim 1968-71	Wilks, Steven 2009-current
Holmes, Jerry 2002-03	Phillips, Wade 2004-06	Williams, Greg 2009-current
Houck, Hudson 2002-04	Priefer, Chuck 1992-96	Wilson, Ollie 1997-01, 2008-current
Hunter, Hal 2006-current	Ramsdell, John 2006-current	Wood, Willie 1972-74
Hurd, Jeff 2007-current	Read, Bruce 1999-01	Wuehrmann, John 2003-06
Jackson, Bobby 1987-91	Redding, Dave 2002-06	Yowarsky, Walt 1972-73
Johnson, Don 2009-current	Redman, Rick 1972-73	Zampese, Ernie 1976, 1979-86
Johnson, Mike 2000-01	Reilly, Jack 1990-92	



ALL-TIME ROSTER

A	B	
Abbott, Vince, K, Cal State Fullerton 1987-88	Babich, Bob, LB, Miami, Ohio 1970-72	Bendross, Jesse, WR, Alabama 1984-85
Ackerman, Rich, DE, Memphis 1982-84	Baccaglio, Martin, DE, San Jose St. 1968	Benirschke, Rolf, K, California-Davis 1977-86
Adams, Curtis, RB, Central Michigan ... 1985-88	Bacon, Coy, DE, Jackson State 1973-75	Bennett, Darren, P, No College 1995-03
Agajanian, Ben, K, New Mexico ... 1960-61, 1964	Bahr, Chris, K, Penn State 1989	Bennett, Michael, RB, Wisconsin 2008
Aiu, Charles, G, Hawaii 1976-78	Baker, John, LB, Mississippi State 1967	Bennett, Monte, DE, Kansas 1987
Akin, Harold, T, Oklahoma State 1967-68	Baker, Mel, WR, Texas Southern 1975	Bennett, Roy, CB, Jackson State 1988-89
Aldridge, Lionel, DE, Utah State 1972-73	Baker, Tony, RB, Iowa State 1975	Benson, Mitchell, DT, Texas Christian 1991
Ale, Arnold, LB, UCLA 1996	Baldwin, Keith, DE, Texas A&M 1987-88	Benson, Thomas, ILB, Oklahoma 1986-87
Alexander, Stephen, TE, Oklahoma ... 2002-03	Ball, Dave, DE, UCLA 2004-05	Bernstine, Rod, TE-RB, Texas A&M 1987-92
Allen, Anthony, WR, Washington 1989	Ball, Jason, C, New Hampshire 2002-04	Berry, Ed, CB, Utah State 1987
Allen, Chuck, LB, Washington 1961-69	Banks, Chip, OLB, Southern California ... 1987	Berry, Reggie, S, Long Beach State ... 1972-74
Allen, Jeff, CB, California-Davis 1982	Bansavage, Al, G, Southern California ... 1960	Berti, Tony, T, Colorado 1995-97
Allert, Ty, ILB, Texas 1986-87	Barnes, Ernie, G, No. Carolina Central ... 1960-62	Bethune, Bob, S, Mississippi State 1962
Allison, Jim, RB, San Diego State 1965-68	Barnes, Johnnie, WR, Hampton, Va. 1992-94	Bieniemy, Eric, RB, Colorado 1991-94
Alworth, Lance, FL, Arkansas 1962-70	Barnes, Lawrence, RB, Tennessee St. ... 1977-78	Billingsley, Ron, DT, Wyoming 1967-70
Anderson, Anthony, S, Grambling 1987	Barnes, Pete, LB, Southern, La. 1970-72	Bingham, Craig, OLB, Syracuse 1985
Anderson, Gary, RB, Arkansas 1985-88	Barrie, Sebastian, DT, Liberty 1995	Bingham, Ryon, DT, Nebraska 2005-08
Anderson, Ralph, TE, Cal State-LA 1960	Barry, Al, G, Southern California 1960	Binn, David, TE, California 1994-08
Anderson, Rickey, RB, So. Carolina St. ... 1978	Batteaux, Patrick, WR, Texas Christian ... 2001	Bird, Steve, WR, Eastern Kentucky 1984
Andrews, Billy, LB, SE Louisiana 1974	Battle, Tra, S, Georgia 2008	Blair, George, K, Mississippi 1961-64
Andrews, John, TE, Indiana 1972	Bauer, Hank, RB, Cal-Lutheran 1977-82	Blaylock, Tony, CB, Winston-Salem St. ... 1991
Anno, Sam, LS, Southern California ... 1992-93	Bayless, Martin, S, Bowling Green ... 1987-91	Boatright, Bon, DT, Oklahoma State 1974
Anthony, Charles, LB, Southern California ... 1974	Beauchamp, Joe, CB, Iowa State 1966-75	Bobo, Hubert, LB, Ohio State 1960
Appleton, Scott, DT, Texas 1967-68	Beaudoin, Doug, S, Minnesota 1981	Bogle, Phil, G, New Haven 2003
Applewhite, Antwan, LB, San Diego St. ... 2008	Beckett, Rogers, S, Marshall 2000-02	Bonner, Glen, RB, Washington 1974-75
Archer, David, QB, Iowa State 1989	Beirne, Jim, WR, Purdue 1973-74	Bordelon, Ben, G, Louisiana State 1997
Atkins, Dave, RB, Texas-El Paso 1975	Bell, Eddie, WR, Idaho State 1976	Boston, David, WR, Ohio State 2003
Audick, Dan, G, Hawaii 1978-80	Bell, Ricky, RB, Southern California 1982	Botchan, Ron, LB, Occidental 1960
	Belotti, George, G, Southern California ... 1961	Bouie, Kevin, RB, Mississippi 1996
		Bradford, Paul, CB, Portland State 1997

Continued next page



HISTORY



Bradley, Carlos, LB, Wake Forest1981-85
 Bradley, Chuck, TE, Oregon1975-76
 Bradley, Freddie, RB, Sonoma State1996
 Brady, Jeff, LB, Kentucky1993
 Brandon, David, OLB, Memphis1987-89, 1995
 Brandt, David, C, Michigan2004
 Braxton, Hezekiah, RB, Virginia Union1962
 Brazley, Carl, DB, Western Kentucky1987
 Breaux, Don, QB, McNeese State1964-65
 Breedlove, Kevin, G, Georgia2003
 Brees, Drew, QB, Purdue2001-05
 Brennan, Brian, WR, Boston College1992
 Brew, Dorian, CB, Kansas1997
 Briggs, Bob, DE, Heidelberg, Ohio1968-70
 Brilz, Darrick, G, Oregon1988
 Brinson, Dana, RB, Nebraska1989
 Briscoe, Marlin, WR, Nebraska-Omaha1975
 Brittenum, Jon, QB, Arkansas1968
 Brock, Lou, CB, Southern California1987
 Brock, Stan, T, Colorado1993-95
 Brohm, Jeff, QB, Louisville1994
 Brooks, Billy, WR, Oklahoma1981
 Brooks, James, RB, Auburn1981-83
 Brooks, Michael, FS, North Carolina St.1989
 Brown, Bob, DT, Arkansas-Pine Bluff1974
 Brown, Booker, T, Southern California1975-77
 Brown, Don, T, Santa Clara1983
 Brown, Donald, CB, Maryland1986
 Brown, Fakhir, CB, Grambling1999-00
 Brown, Gary, RB, Penn State1997
 Brown, Richard, LB, San Diego State1990
 Brown, Wilbert, G, Houston1999
 Browner, Keith, OLB, Southern California1988
 Brueckman, Charlie, LB, Pittsburgh1960
 Bruggers, Bob, LB, Minnesota1968-71
 Buchanon, Willie, CB, San Diego St.1979-82
 Buford, Maury, P, Texas Tech1982-84
 Buncom, Frank, LB, Southern California1962-67
 Burgess, James, LB, Miami, Fla.1997-98
 Burke, John, TE, Virginia Tech1998
 Burns, Leon, RB, Long Beach State1971
 Burton, Larry, WR, Purdue1978-79
 Bush, Lewis, LB, Washington State1993-99
 Busick, Steve, LB, Southern California1987
 Butler, Robb, S, Robert Morris2004
 Butts, Marion, RB, Florida State1989-93
 Byers, Scott, S, Long Beach State1984
 Bynum, Kenny, RB, So. Carolina St.1997-00
 Byrd, Gill, CB-S, San Jose State1983-92

C

Caffey, Lee Roy, LB, Texas A&M1972
 Caldwell, Reche, WR, Florida2002-05
 Camarillo, Greg, WR, Stanford2006
 Campbell, Jim, LB, West Texas State1969
 Campbell, Joe, OLB, New Mexico St.1988-89
 Cappelletti, John, FB, Penn State1980-83
 Caravello, Joe, HB, Tulane1989-90
 Carney, John, K, Notre Dame1990-00
 Carolan, Reg, TE, Idaho1962-63
 Carpenter, Ron, LB, Texas A&M1964-65
 Carr, Levert, T, North Central Illinois1969
 Carr, Roger, WR, Louisiana Tech1983
 Carrington, Darren, S, Northern Arizona1991-94
 Carson, Kern, HB, San Diego State1965
 Carson, Leonardo, DT, Auburn2001-03
 Carswell, Robert, S, Clemson2001-02
 Carter, Mike, WR, Cal State-Sacramento1972
 Carter, Virgil, QB, Brigham Young1975
 Cason, Antoine, CB, Arizona2008
 Castillo, Luis, DE, Northwestern2005-08
 Castle, Eric, FS, Oregon1993-96
 Cesaire, Jacques, DE, So. Conn. State2003-08
 Chambers, Chris, WR, Wisconsin2007-08
 Chancey, Robert, RB, No College1997, 2000
 Chandler, Scott, TE, Iowa2007
 Chandler, Wes, WR, Florida1981-87
 Charles, Mike, NT, Syracuse1987-89

Chatman, Jesse, RB, E. Washington2002-04
 Chickillo, Tony, NT, Miami, Fla.1984-85
 Chorovich, Dick, DT, Miami, Ohio.1960
 Christie, Steve, K, William & Mary2001-03
 Claiborne, Robert, WR, San Diego St.1992
 Claphan, Sam, T, Oklahoma1981-87
 Clark, Greg, LB, Arizona State1991
 Clark, Howard, TE, Tenn.-Chattanooga1960-61
 Clark, Wayne, QB, US International1970-73
 Clark, Willie, CB, Notre Dame1994-96, 1998
 Clary, Jeromey, T, Kansas State2007-08
 Clatterback, Bobby, QB, Houston1960
 Clay, John, T, Missouri1988
 Clayton, Carey, C, Texas-El Paso2001
 Cline, Doug, LB, Clemson1966
 Coan, Bert, RB, Kansas1962
 Coccozzo, Joe, G, Michigan1993-97
 Cody, Tay, CB, Florida State2001-03
 Colbert, Danny, CB, Tulsa1974-76
 Colbert, Lewis, P, Auburn1989
 Cole, Fred, G, Maryland1960
 Coleman, Andre, WR-KR, Kansas St.1994-96
 Coleman, Ben, T, Wake Forest2000
 Coleman, Leonard, S, Vanderbilt1988
 Coleman, Marco, DE, Georgia Tech1996-98
 Collins, Jim, ILB, Syracuse1989
 Conway, Curtis, WR, So. California2000-02
 Cooper, Stephen, LB, Maine2003-08
 Cordill, Ollie, WR, Memphis1967
 Corley, Anthony, RB, Nevada1985
 Cornish, Frank, UCLA1990-91
 Costa, Dave, DT, Utah1972-73
 Cotton, Craig, TE, Youngstown State1975
 Cox, Arthur, TE, Texas Southern1988-91
 Craver, Aaron, RB, Fresno State,1997
 Crews, Terry, LB, Western Michigan1993
 Crittenden, Ray, WR, Virginia Tech1997
 Cromartie, Antonio, CB, Florida St.2006-08
 Croudip, David, CB, San Diego State1985
 Culver, Rodney, RB, Notre Dame1994-95
 Cummings, Joe, LB, Wyoming1996
 Curran, Pat, TE, Lakeland, Wis.1975-78
 Curry, Markus, CB, Michigan2006

D

Dale, Jeff, S, Louisiana State1985-86, 1988
 Dallafior, Ken, G, Minnesota1985-88
 Darden, Tony, CB, Texas Tech2000
 Davis, Brian, CB, Nebraska1993
 Davis, Bruce, WR, Baylor1987
 Davis, Buster, WR, Louisiana State2007-08
 Davis, Greg, K, The Citadel1997
 Davis, Harrison, WR, Virginia1974
 Davis, Isaac, G, Arkansas1994-97
 Davis, Mike, SS, Colorado1987
 Davis, Reggie, TE, Washington1999-00
 Davis, Reuben, DT, North Carolina1994-97
 Davis, Sammy, CB, Texas A&M2003-05
 Davis, Wayne, CB, Indiana State1985-86
 Davis, Wendell, TE, Temple1998
 Day, Tom, DE, North Carolina A&T1967
 Dean, Fred, DE, Louisiana Tech1975-81
 Degan, Dick, LB, Long Beach State1965-66
 DeJurnett, Charles, DT, San Jose St.1976-80
 DeLine, Steve, K, Colorado State1988
 DeLong, Steve, DE, Tennessee1965-71
 Deluca, Sam, G, So. Carolina1960-61, 1963
 Demaree, Chris, DE, Kentucky2002
 Dennis, Al, G, Grambling1973
 Dennis, Mike, CB, Wyoming1984
 Denton, Tim, CB, Sam Houston State2000
 Detwiler, Chuck, S, Utah State1970-72
 Diaz-Infante, David, G, San Jose State1987
 Dicus, Chuck, WR, Arkansas1971-72
 Dielman, Kris, G, Indiana2003-08
 DiGiacomo, Curt, G, Arizona1986
 Dimny, Charles, CB, Nevada-Las Vegas1998-99
 Dingle, Adrian, DE, Clemson2000-04

Dixon, Al, TE, Iowa State1984
 Dixon, Gerald, LB, South Carolina1998-01
 Dobbins, Tim, LB, Iowa State2006-08
 Dodge, Dedrick, S, Florida State1998
 Doerger, Jerry, T, Wisconsin1973-74
 Domres, Marty, QB, Columbia1969-71
 Donnell, Ben DE, Vanderbilt1960
 Dorsey, Larry, WR, Tennessee St.1976-77
 Douglas, Jay, T, Memphis1973-74
 Douglass, Bobby, QB, Kansas1975
 Douglass, Mike, OLB, San Diego State1986
 Dove, Jerome, CB, Colorado State1977-80
 Downing, Eric, DT, Syracuse2004
 Dragon, Oscar, RB, Arizona State1972
 Duckworth, Bob, WR, Arkansas1982-84
 Dufek, Joe, QB, Yale1985
 Dumas, Michael, S, Indiana1997-00
 Duncan, Frank, S, San Francisco State1979-81
 Duncan, Leslie, CB, Jackson State1964-70
 Dunlap, Leonard, CB, North Texas1972-74
 Duren, Clarence, S, California1977
 Dwight, Tim, WR, Iowa2001-04
 Dyal, Mike, TE, Texas A&I1993
 Dyer, Ken, WR, Arizona State1968
 Dykes, Donald, CB, SE Louisiana1982

E

Early, Quinn, WR, Iowa1988-90
 East, Ron, DT, Montana State1971-73
 Eber, Rick, WR, Tulsa1969
 Edwards, Cid, RB, Tennessee State1972-74
 Edwards, Donnie, LB, UCLA2002-06
 Edwards, Glen, FS, Florida A&M1978-81
 Edwards, Vernon, DE, So. Methodist1996
 Egloff, Ron, TE, Wisconsin1984
 Ehin, Chuck, DE-NT, Brigham Young1983-87
 Elder, Donnie, CB, Memphis1990-91
 Elko, Bill, NT, Louisiana State1983-84
 Ellis, Allan, CB, UCLA1981
 Ellis, Ed, T, Buffalo2001-03
 Ellison, 'OMar, WR, Florida State1995-96
 Engel, Greg, C, Illinois1994-97
 Enis, Hunter, QB, Texas Christian1961
 Erickson, Bernard, LB, Abilene Christian1967-68
 Erlandson, Tom, LB, Washington State1968
 Estes, Don, G, Louisiana State1966
 Evans, Larry, LB, Mississippi College1983
 Everett, Jim, QB, Purdue1997

F

Faison, Earl, DE, Indiana1961-66
 Farley, Dick, S, Boston University1968-69
 Farr, Miller, CB, Wichita State1965-66
 Farris, John, G, San Diego State1965-66
 Faucette, Chuck, ILB, Maryland1987-88
 Faulkner, Chris, TE, Florida1985
 Fazande, Jermaine, RB, Oklahoma1999-00
 Feasel, Greg, T, Abilene Christian1987
 Fellows, Mark, OLB, Montana State1985-86
 Fenner, Lane, WR, Florida State1968
 Ferguson, Eugene, T, Norfolk State1969-70
 Ferguson, Howard, RB, No College1960
 Ferguson, Keith, DE, Ohio State1981-85
 Ferguson, Kevin, TE, Virginia1987
 Ferrante, Orlando, G, So. California1960-61
 Fetherston, Jim, LB, California1968-69
 Fields, Floyd, S, Arizona State1991-93
 Figaro, Cedric, ILB, Notre Dame1988-90
 Finneran, Gary, DT, Southern California1960
 Fisk, Jason, DT, Stanford2002-04
 Fitzkee, Scott, WR, Penn State1981-82
 FitzPatrick, James, T, So. California1986-89
 Flanagan, Ed, C, Purdue1975-76
 Fletcher, Chris, S, Temple1970-76
 Fletcher, Jamar, CB, Wisconsin2004-05
 Fletcher, Terrell, RB, Wisconsin1995-02
 Flick, Tom, QB, Washington1986
 Florence, Drayton, CB, Tuskegee2003-07



Flowers, Charlie, RB, Mississippi 1960-61
 Floyd, Eric, OL, Auburn 1990-91
 Floyd, John, WR, NE Louisiana 1979-80
 Floyd, Malcom, WR, Wyoming ... 2004, 06-08
 Floyd, Victor, RB, Florida State 1989
 Flutie, Darren, WR, Boston College 1988
 Flutie, Doug, QB, Boston College 2001-04
 Foley, Steve, LB, NE Louisiana 2005
 Fonoti, Toniui, G, Nebraska 2002, 04-05
 Fontenot, Al, DE, Baylor 1999-01
 Ford, Fred, RB, Cal Poly-SLO 1960
 Forsberg, Fred, LB, Washington 1974
 Fortin, Roman, OL, San Diego State ... 1998-00
 Fortune, Hosea, WR, Rice 1983
 Foster, Gene, RB, Arizona State 1965-70
 Fouts, Dan, QB, Oregon 1973-87
 Fox, Tim, S, Ohio State 1982-84
 Fox, Vernon, SS, Fresno State 2002-03
 Frank, Donald, CB, Winston-Salem St. ... 1990-93
 Gaglano, Bob, QB, Utah 1962
 Frazier, Willie, TE, Arkansas-Pine Bluff. ... 1966-70
 Freitas, Jesse, QB, San Diego State ... 1974-75
 Friesz, John, QB, Idaho 1990-91, 93
 Fritsch, Toni, K, No College 1976
 Fuller, James, S, Portland State 1992-93
 Fuller, Joe, CB, Northern Iowa 1990
 Fuller, Mike, S, Auburn 1975-80
 Fuller, William, DE, North Carolina ... 1997-98

G

Gaffney, Jeff, K, Virginia 1987
 Gaglano, Bob, QB, Utah State 1991-92
 Gaiter, Tony, WR-KR, Miami, Fla. 1998
 Gambol, Chris, T, Iowa 1988
 Gannon, Chris, TE, SW Louisiana 1989
 Gardner, Carwell, FB, Louisville 1997
 Garmon, Kelvin, G, Baylor 2002-03
 Garner, Bob, CB, Fresno State 1960
 Garnett, Scott, NT, Washington 1985
 Garrett, Mike, RB, Southern California ... 1970-73
 Garrison, Gary, SE, San Diego State ... 1966-76
 Gates, Antonio, TE, Kent State 2003-08
 Gay, Blenda, DE, Fayetteville State 1974
 Gayle, Shaun, SS, Ohio State 1995
 Gaylor, Trevor, WR, Miami, Ohio 2001
 Gbaja-Biamila, Akbar, LB, San Diego State . 2006
 Gerela, Roy, K, New Mexico 1979
 Gersbach, Carl, LB, West Chester 1973-74
 Gibson, Claude, CB, No. Carolina St. ... 1961-62
 Gibson, Dennis, LB, Iowa State 1994-95
 Gilbert, Gale, QB, California 1994-95
 Gillett, Fred, LB, Cal State-Los Angeles ... 1962
 Gillette, Walker, WR, Richmond 1970-71
 Gilliam, Dondre, WR, Millersville, Pa. ... 2002-03
 Gissingar, Andrew, T, Syracuse 1982-84
 Glenn, Vencie, FS, Indiana State 1986-90
 Glick, Gary, S, Colorado State 1963
 Gob, Art, LB, Pittsburgh 1960
 Godfrey, Randall, LB, Georgia 2004-06
 Goeas, Leo, T, Hawaii 1990-92
 Goebel, Joe, C, UCLA 1987
 Goff, Mike, G, Iowa 2004-08
 Goff, Willard, DE, West Texas State 1987
 Gofourth, Derrel, G, Oklahoma St. 1983-84
 Gogan, Kevin, G, Washington 2000
 Good, Tom, LB, Marshall 1966
 Goode, Don, LB, Kansas 1974-79
 Goodspeed, Joey, FB, Notre Dame 2002
 Gordon, Cletis, CB, Jackson State 2006-08
 Gordon, Darrien, CB, Stanford 1993-96
 Gordon, Dick, WR, Michigan State 1974
 Gordon, Dwayne, LB, New Hampshire ... 1995-96
 Gordon, Ira, T, Kansas State 1970-75
 Gouveia, Kurt, LB, Brigham Young ... 1996-98
 Graham, DeMingo, G, Hofstra 1999-01
 Graham, Jeff, WR, Ohio State 1999-01
 Graham, Kenny, S, Washington St. 1964-69
 Graham, Tom, LB, Oregon 1975-77

Grannell, Dave, TE, Arizona State 1974
 Grant, Wes, DE, UCLA 1971
 Grayson, David Jr., LB, Fresno State ... 1991
 Green, Mike, LB, Oklahoma State 1983-85
 Greene, Ken, S, Washington State ... 1983-84
 Greene, Tom, QB, Holy Cross 1961
 Gregor, Bob, S, Washington State ... 1981-84
 Gregory, Steve, CB, Syracuse 2006-08
 Grennan, Keith, DE, Eastern Washington ... 2008
 Griffin, Jim, DT, Grambling 1966-67
 Griggs, David, OLB, Virginia 1994
 Gross, George, DT, Auburn 1963-67
 Grossman, Burt, DE, Pittsburgh 1989-93
 Gruneisen, Sam, C, Villanova. 1962-72
 Guendling, Mike, OLB, Northwestern ... 1985
 Guthrie, Keith, NT, Texas A&M 1984

H

Hadl, John, QB, Kansas 1962-72
 Hagood, Rickey, NT, South Carolina ... 1984
 Hall, Courtney, C, Rice 1989-96
 Hall, Delton, S, Clemson 1992
 Hallen, Bob, G, Kent State 2002-05
 Hamilton, Michael, LB, No. Carolina A&T ... 1997-99
 Hand, Norman, DT, Mississippi 1997-99
 Hand, Omari, DE, Tennessee 2003
 Harbaugh, Jim, QB, Michigan 1999-00
 Hardaway, Milton, T, Oklahoma State ... 1978
 Harden, Cedric, DE, Florida A&M 1999
 Hardison, Dee, DE, North Carolina ... 1986-87
 Hardwick, Nick, C, Purdue 2004-08
 Hardy, Kevin, DT, Notre Dame 1971-72
 Harmon, Ronnie, RB, Iowa 1990-95
 Harper, Dwayne, CB, So. Carolina St. ... 1994-98
 Harrington, LaRue, RB, Norfolk State ... 1980
 Harris, Dick, CB, McNeese State 1960-65
 Harris, Derrick, FB, Miami, Fla. 2001
 Harris, James, QB, Grambling 1977-81
 Harris, Marques, LB, Southern Utah ... 2005-08
 Harris, Walter, S, Stanford 1987
 Harrison, Lloyd, CB, No. Carolina St. ... 2001
 Harrison, Rodney, S, Western Illinois ... 1994-02
 Hart, Clinton, S, Central Florida CC ... 2004-08
 Hartley, Frank, TE, Illinois 1997-98
 Harvey, Richard, LB, Tulane 2000
 Haskins, Jon, LB, Stanford 1998
 Hatcher, Armon, S, Oregon State 2000
 Hawkins, Andy, OLB, Texas A&I 1986-87
 Hayden, Aaron, RB, Tennessee 1995-96
 Hayes, Luther, SE, Southern California ... 1961
 Hayes, Tom, CB, San Diego State 1976
 Heiden, Steve, TE, So. Dakota St. 1999-01
 Henderson, Reuben, CB, San Diego St. ... 1983-84
 Henderson, Wyatt, CB, Fresno State ... 1981
 Hendrickson, Steve, HB-LB, California ... 1990-94
 Hendrix, David, S, Georgia Tech 1995-97
 Hendy, John, CB, Long Beach State ... 1985
 Henning, Dan, QB, William & Mary 1966
 Herrmann, Mark, QB, Purdue 1985-87
 Hester, Jacob, RB-FB, Louisiana State ... 2008
 Hill, Eric, LB, Louisiana State 1999
 Hill, Jim, S, Texas A&I 1969-71
 Hinkle, George, DT, Arizona 1988-91
 Hoey, George, CB, Michigan 1974
 Holecek, John, LB, Illinois 2001
 Holiday, Ron, WR, Pittsburgh 1973
 Holland, Jamie, WR, Ohio State 1987-89
 Holmes, Robert, RB, Southern, La. 1973
 Holohan, Pete, TE, Notre Dame 1981-87
 Holt, Harry, TE, Arizona 1987
 Hoopes, Mitch, P, Arizona 1976
 Hoppes, Darrell, CB, Southern California ... 1987
 Horn, Bob, MLB, Oregon State 1976-81
 Horn, Don, QB, San Diego State 1974
 Horton, Bob, LB, Boston University ... 1964-65
 House, Kevin, CB, South Carolina ... 2002-03
 Houston, Bobby, LB, No. Carolina St. ... 1997
 Howard, Bob, CB, San Diego State ... 1967-74

I-J

Howard, Joey, T, Tennessee 1989
 Hubbert, Brad, RB, Arizona 1967-70
 Hudson, Bill, DT, Clemson 1961-62
 Hudson, Mike, S, Oklahoma State 1987
 Hudson, Richard, T, Memphis 1962
 Huey, Gene, WR, Wyoming 1969
 Humiston, Mike, ILB, Weber State 1987
 Humphrey, Deon, LB, Florida St. 2000-01
 Humphries, Stan, QB, NE Louisiana ... 1992-97
 Hunter, Daniel, CB, Henderson St. ... 1986-87
 Hutcherson, Ken, LB, Livingston, Ala. ... 1975

Ilesic, Hank, P, No College 1989
 Jackson, Bernard, CB, Washington St. ... 1980
 Jackson, Bob, FB, New Mexico St. 1962-63
 Jackson, Earnest, RB, Texas A&M 1983-84
 Jackson, Greg, S, Louisiana State 1997-00
 Jackson, Jeff, LB, Auburn 1987-88
 Jackson, John, OL, Eastern Kentucky ... 1984-88
 Jackson, Vincent, WR, No. Colorado ... 2005-08
 Jacox, Kendyl, OL, Kansas State 1998-01
 Jacquet, Nate, WR-PR, San Diego St. ... 2000
 James, Lionel, RB-KR, Auburn 1984-88
 James, Toran, LB, No. Carolina A&T ... 1997
 Jammer, Quentin, CB, Texas 2002-08
 Jefferson, John, WR, Arizona St. 1978-80
 Jefferson, Shawn, WR, Central Florida ... 1991-95
 Jeffrey, Neal, QB, Baylor 1976
 Jenkins, DeRon, CB, Tennessee 2000
 Jenkins, Keyvan, RB, Nevada-Las Vegas ... 1987
 Jenkins, Ronney, RB-KR, No. Arizona ... 2000-02
 Jodat, Jim, RB, Carthage, Wis. 1982-83
 Johnson, AJ, CB, SW Texas State 1995
 Johnson, Gary, DT, Grambling 1975-84
 Johnson, James, LB, San Diego State ... 1987
 Johnson, Leon, RB, North Carolina 2003
 Johnson, Pete, FB, Ohio State 1984
 Johnson, Raylee, DE, Arkansas 1993-99, 01-03
 Johnson, Trumaine, WR, Grambling ... 1985-86
 Joiner, Charlie, WR, Grambling 1976-86
 Jonassen, Eric, T, Bloomsburg, Pa. ... 1993-94
 Jones, Anthony, TE, Wichita State 1988
 Jones, Charlie, WR, Fresno State 1996-99
 Jones, Clint, RB, Michigan State 1973
 Jones, Curtis, G, Missouri 1968
 Jones, Freddie, TE, North Carolina ... 1997-01
 Jones, Deacon DE, So. Carolina St. ... 1972-73
 Jones, Harris, G, Johnson C. Smith ... 1971
 Jones, Leroy, DE, Norfolk State 1976-83
 Jones, Ray, CB, Southern, La. 1972
 Jones, Reggie, WR, Louisiana State ... 2000-01
 Jordan, Leander, T, Indiana, Pa. 2004-05
 Jue, Bhawoh, FS, Penn State 2005-06

K

Kaeding, Nate, K, Iowa 2004-08
 Karas, Emil, LB, Dayton 1960-64, 1966
 Kay, Bill, CB, Purdue 1984
 Keathley, Michael, G, Texas Christian ... 2001-03
 Keckin, Val, QB, Southern Mississippi ... 1962
 Kelcher, Louie, DT, So. Methodist ... 1975-83
 Kelley, Mike, QB, Georgia Tech 1987
 Kemp, Jack, QB, Occidental 1960-62
 Kempinski, Charles, G, Mississippi 1960
 Keys, Tyrone, DE, Mississippi State ... 1988
 Kidd, John, P, Northwestern 1990-94
 Kiel, Terrence, S, Texas A&M 2003-06
 Kinderman, Keith, RB, Florida State ... 1963-64
 Kindig, Howard, DE, Cal State-LA 1965-67
 King, David, CB, Auburn 1985
 King, Linden, LB, Colorado State ... 1978-85
 Kirk, Randy, LB, San Diego State ... 1987-88, 91
 Kirner, Gary, T, Southern California ... 1964-69
 Klein, Bob, TE, Southern California ... 1977-80
 Klotz, Jack, DT, Penn Military 1962
 Kocourek, Dave, TE, Wisconsin 1960-65
 Kompara, John, DT, South Carolina ... 1960



Continued next page

Kowalski, Gary, T, Boston College1985-88
 Kramer, Erik, QB, No. Carolina St.1999
 Krause, Ryan, TE, Nebraska-Omaha . . .2004-05

L

Lachey, Jim, T, Ohio State1985-87
 Ladd, Ernie, DT, Grambling1961-65
 Laing, Aaron, TE, New Mexico State1994
 Laird, Bruce, S, American Intl. (Mass.)1982-83
 Lane, Bob, LB, Baylor1963-64
 Laraba, Bob, QB-LB, Texas Western1960-61
 Laslavic, Jim, MLB, Penn State1978, 80-81
 Lassiter, Kwamie, S, Kansas2003
 Latzke, Paul, C, Pacific1966-68
 Laufenberg, Babe, QB, Indiana1985, 1988
 Layne, George, FB, Texas Christian2004
 Lazetich, Pete, LB, Stanford1972-74
 Leaf, Ryan, QB, Washington State1998-00
 Leber, Ben, LB, Kansas State2002-05
 Lee, John, DT, Nebraska1976-80
 Lee, Lloyd, S, Dartmouth1998
 Lee, Mike, LB, Nevada-Las Vegas1974
 Lee, Shawn, DT, North Alabama1992-97
 Lekkerkerker, Cory, T, California-Davis2006
 Lenkaitis, Bill, G, Penn State1968-70
 Leonard, Jim, G, Santa Clara1985-86
 Leverette, Otis, DE, Ala.-Birmingham2003
 LeVias, Jerry, WR, So. Methodist1971-74
 Lewis, Darryll, CB, Arizona1999-00
 Lewis, David, LB, Southern California1982
 Lewis, Nate, WR, Oregon Tech1990-93
 Lewis, Terry, CB, Michigan State1985
 Lilly, Sam, CB, Georgia Tech1990
 Lincoln, Keith, RB, Washington St.1961-66, 68
 Little, Larry, G, Bethune-Cookman1967-68
 Loewen, Chuck, G-T, So. Dakota St.1980-82, 84
 London, Mike, LB, Wisconsin1966
 Longley, Clint, QB, Abilene Christian1976
 Lott, Andre, S, Tennessee2006
 Loudd, Rommie, LB, UCLA1960
 Lowe, Paul, RB, Oregon State1960-68
 Lowe, Woodrow, LB, Alabama1976-86
 Luther, Ed, QB, San Jose State1980-84
 Lyle, Keith, FS, Virginia2002
 Lyles, Lester, SS, Virginia1989-90

M

Macek, Don, C, Boston College1976-89
 Mack, Cedric, CB, Baylor1991
 Mackey, John, TE, Syracuse1972
 MacKinnon, Jacque, TE, Colgate1961-69
 Maguire, Paul, LB-K, The Citadel1960-63
 Mahalic, Drew, LB, Notre Dame1975
 Malone, Mark, QB, Arizona State1988
 Manumaleuna, Brandon, TE, Arizona2006-08
 Markovich, Mark, C, Penn State1975
 Marsh, Frank, CB, Oregon State1967
 Martin, Blanche, RB, Michigan State1960
 Martin, David, CB, Villanova1986
 Martin, Larry, DT, San Diego State1966
 Martin, Tony, WR, Mesa, Colo.1994-97
 Marve, Eugene, LB, Saginaw Valley St.1992
 Mathison, Bruce, QB, Nebraska1983-84, 86
 Matsos, Archie, LB, Michigan State1966
 Matthews, Bo, RB, Colorado1974-79
 Mattos, Grant, WR, Southern California2003
 Mauck, Carl, C, Southern Illinois1971-74
 May, Deems, TE, North Carolina1992-96
 May, Mark, G-T, Pittsburgh1991
 Mays, Jerry, RB, Georgia Tech1990
 McCall, Ron, LB, Weber State1967-68
 McCardell, Keenan, WR, Nevada-LV2004-06
 McClard, Bill, K, Arkansas1972
 McClendon, Skip, DE, Arizona State1991
 McCoy, Lloyd, G, San Diego State1966
 McConkey, Phil, WR-PR, Navy.1989
 McCrary, Fred, FB, Mississippi State .1999-02
 McCrary, Gregg, TE, Clark, Ga.1978-80

McCree, Marlon, S, Kentucky2006-07
 McDonald, Dwight, WR, San Diego St.1975-78
 McDougall, Gerry, RB, UCLA1962-64, 68
 McEwen, Craig, HB, Utah1989-91
 McGarrahan, Scott, S, New Mexico2005
 McGee, Buford, RB, Mississippi1984-86
 McGee, Carl, LB, Duke1980
 McGee, Willie, CB, Alcorn A&M1973
 McIntosh, Damion, T, Kansas State2000-03
 McKenzie, Raleigh, OL, Tennessee1997-98
 McKinney, Brandon, DT, Michigan St.2006-07
 McKnight, Dennis, G-C, Drake1982-88
 McMahon, Jim, QB, Brigham Young1989
 McNeil, Charlie, CB, Compton JC1960-64
 McNeil, Ryan, CB, Miami, Fla.2001-02
 McNeill, Marcus, T, Auburn2006-08
 McPherson, Miles, S, New Haven1982-85
 Means, Natrone, RB, No. Carolina1993-95, 98-99
 Merriman, Shawne, LB, Maryland2005-08
 Mendez, Mario, WR, San Diego State1964
 Mercer, Mike, K, Northern Arizona1970
 Metcalf, Eric, WR-KR, Texas1997
 Mialik, Larry, TE, Wisconsin1976
 Micho, Bob, TE, Texas1984
 Mickell, Darren, DE, Florida2000
 Mickles, Joe, RB, Mississippi1990
 Middleton, Frank, RB, Florida A&M1987
 Middleton, Rick, LB, Ohio State1976-78
 Middleton, Ron, TE, Auburn1995
 Mikolajewski, Pete, QB, Kent State1969
 Milburn, Glyn, RB, Stanford2001
 Milnichik, Joe, G, No. Carolina St.1993-94
 Milks, Jack, LB, San Diego State1966
 Miller, Anthony, WR, Tennessee1988-93
 Miller, Brett, T, Iowa1989
 Miller, Doug, LB, So. Dakota St.1993-94
 Miller, Les, DE, Fort Hays St.1987-90, 94
 Miller, Pat, LB, Florida1987-88
 Miller, Paul, DT, Louisiana State1962
 Milligan, Hanik, S, Houston2004-05
 Mills, Jeff, LB, Nebraska1990
 Mills, Jim, G-T, Idaho1996-97
 Mims, Chris, DE, Tennessee1992-96, 98-99
 Mitchell, Ed, G, Southern, La.1965-66
 Mitchell, Lydell, RB, Penn State1978-79
 Mitchell, Shannon, TE, Georgia1994-97
 Mitinger, Bob, LB, Penn State1963-66, 68
 Mix, Ron, T, Southern California1960-69
 Moffett, Tim, WR, Mississippi1987
 Mohring, Michael, DT, Pittsburgh1997-01
 Mojsiejenko, Ralf, P-K, Michigan St.1985-88
 Molden, Alex, CB, Oregon2001-02
 Montgomery, Mike, RB, Kansas State1971
 Montreuil, Mark, CB, Concordia, Quebec .1995-97
 Mooney, Mike, T, Georgia Tech1993
 Moore, Fred, DT, Memphis1964-66
 Moore, Mack, DE, Texas A&M1986
 Moreno, Moses, QB, Colorado St.1999-00
 Moreno, Zeke, LB, So. California2001-04
 Morris, Mercury, RB, West Texas St.1976
 Morris, Wayne, RB, So. Methodist1984
 Moss, Roland, TE, Toledo1970
 Moten, Eric, G-T, Michigan St.1991-93, 95-96
 Mruczkowski, Scott, C, Bowling Green ...2005-08
 Muhammad, Calvin, WR, Texas Southern ...1987
 Muncie, Chuck, RB, California1980-84
 Munson, Bill, QB, Utah State1977
 Murphy, Kevin, LB, Oklahoma1992
 Myrtle, Chip, LB, Maryland1974

N

Naanee, Legedu, TE-WR, Boise St.2007-08
 Neal, Lorenzo, FB, Fresno State2003-07
 Nelson, Darrin, RB, Stanford1989-90
 Nelson, Derrie, LB, Nebraska1983-86
 Nelson, Reginald, G-T, McNeese St.1999
 Nery, Ron, DE, Kansas State1960-62
 Neuheisel, Rick, QB, UCLA1987

Newberry, Jeremy, C, California2008
 Newell, Steve, WR, Long Beach St.1967
 Nix, Doyle, CB, Southern Methodist1960
 Norman, Josh, TE, Oklahoma2002-03
 Norman, Pettis, TE, Johnson C. Smith ...1971-73
 Norris, Trusse, WR, UCLA1960
 Norton, Don, WR, Iowa1960-66
 Nowak, Gary, T, Michigan State1971

O

O'Bard, Ron, CB, Brigham Young1985
 Oben, Roman, T, Louisville2004-07
 Okanlawon, Tony, QB, Maryland2003
 Olander, Cliff, QB, New Mexico St.1977-79
 Olivea, Shane, T, Ohio State2004-07
 Oliver, Jimmy, WR, Texas Christian1995
 Oliver, Paul, S, Georgia2008
 Olshansky, Igor, DE, Oregon2004-08
 O'Neal, Leslie, DE, Oklahoma St.1986, 1988-95
 Orlando, Bo, FS, West Virginia1995
 Orr, Terry, HB, Texas1990
 Osby, Vince, LB, Illinois1984-85
 Osgood, Kassim, WR, San Diego St.2003-08
 Owens, Artie, WR, West Virginia1976-79
 Owens, Joe, DE, Alcorn A&M1970
 Owens, Terry, T, Jacksonville St., Ala.1966-75

P

Page, Solomon, T, West Virginia2003
 Park, Ernest, G, McMurry, Tex.1963-65
 Parker, Andy, TE, Utah1989
 Parker, Eric, WR, Tennessee2002-06
 Parker, Vaughn, T, UCLA1994-03
 Parks, Billy, WR, Long Beach State1971
 Parrella, John, DT, Nebraska1994-01
 Parris, Gary, TE, Florida State1973-74
 Partee, Dennis K, So. Methodist1968-75
 Partridge, Rick, P, Utah1980
 Patten, Joel, T, Duke1989-90
 Patterson, Elvis, CB, Kansas1987-89
 Pattillo, Darrell, CB-S, Long Beach St.1983
 Peelle, Justin, TE, Oregon2002-05
 Pegram, Erric, RB, North Texas1997
 Penn, Chris, WR, Tulsa1999
 Perretta, Ralph, G, Purdue1975-80
 Perry, Jason, S, No. Carolina St.1999-01
 Perry, Scott, CB, Williams, Mass.1980
 Peters, Volney, DT, Southern California1960
 Petrich, Bob, DE, W. Texas State1963-66
 Pettitt, Duane, DE, San Diego State1987
 Philcox, Todd, QB, Syracuse1997
 Phillips, Irvin, CB, Arkansas Tech1981
 Phillips, Joe, DE, So. Methodist1987-91
 Phillips, Shaun, LB, Purdue2004-08
 Pinnock, Andrew, FB, So. Carolina2003-07
 Pippens, Jerrell, S, Nebraska2004-05
 Plummer, Gary, ILB, California1986-93
 Plump, Dave, WR, Fresno State1966
 Plunkett, Sherman, T, Md.-East Shore1961-62
 Polk, Carlos, LB, Nebraska2001-04, 06-07
 Pollard, Robert, DE, Texas Christian2004
 Pope, Marquez, DB, Fresno State1992-93
 Post, Dick, RB, Houston1967-70
 Powell, Jeff, RB, Tennessee1987
 Preston, Ray, LB, Syracuse1976-84
 Price, Marcus, T, Louisiana State1997-98
 Price, Shawn, DT, Pacific2002
 Price, Stacey, LB, Arkansas State1987
 Pringley, Mike, DE, North Carolina2000
 Print, Bob, LB, Dayton1967-68
 Prokop, Joe, P, Cal Poly-Pomona1987
 Protz, Jack, LB, Syracuse1970
 Pupunu, Alfred, TE-HB, Weber St.1992-97, 99

Q-R

Queen, Jeff, RB, Morgan State1969-71
 Raab, Marc, LS, Southern California1998
 Rachal, Latario, WR, Fresno State1997-98



HISTORY



Ray, Eddie, RB, Louisiana State 1971
 Raymer, Cory, C, Wisconsin 2002-03
 Rayner, Dave, K, Michigan State 2007
 Redden, Barry, RB, Richmond 1987-88
 Redman, Rick, LB, Washington 1965-73
 Reed, Robert, WR, Lambuth 1999
 Reese, Don, DE, Jackson State 1981
 Reeves, John, LB, Purdue 1999-00
 Reeves, Walter, TE, Auburn 1996
 Rentz, Larry, CB, Florida 1969
 Reveiz, Fuad, K, Tennessee 1990
 Ricardo, Benny, K, San Diego State 1984
 Rice, Andy, DT, Texas Southern 1970-71
 Rice, Floyd, LB, Alcorn A&M 1973-75
 Richard, Stanley, FS, Texas 1991-94
 Richards, David, T, UCLA 1988-92
 Riches, Wade, K, Louisiana State 2001-02
 Ricks, Mikhael, WR, Stephen F. Austin 1998-00
 Ridge, Houston, DT, San Diego St. 1966-69
 Rivers, Philip, QB, No. Carolina St. 2004-08
 Roberson, Bo, WR, Cornell 1961
 Roberts, George, P, Virginia Tech 1981
 Robinson, Derreck, DE, Iowa 2005-06
 Robinson, Fred, DE, Miami, Fla. 1984-86
 Robinson, Gerald, DE, Auburn 1989-90
 Robinson, Jerry, WR, Grambling 1962-64
 Roche, Brian, TE, San Jose State 1996-97
 Rockford, Jim, CB, Oklahoma 1985
 Rodenhauser, Mark, C, Illinois St. 1990-91
 Rodgers, Johnny, WR-RB, Nebraska 1977-78
 Rogers, Don, C, South Carolina 1960-64
 Rogers, Mel, LB, Florida A&M 1971, 1974
 Rogers, Sam, LB, Colorado 2001
 Rolling, Henry, LB, Nevada 1990-92
 Rome, Tag, WR, NE Louisiana 1987
 Romes, Charles, CB, No. Carolina Central ... 1987
 Rosado, Dan, G, Northern Illinois 1987-88
 Ross, Kevin, S, Temple 1996
 Ross, Micah, WR, Jacksonville 2003-04
 Rossovich, Tim, LB, So. California 1972-73
 Rote, Tobin, QB, Rice 1963-64
 Roundtree, Raleigh, T, So. Carolina St. 1998-01
 Rouse, Curtis, G, Tenn.-Chattanooga 1987
 Rowe, Dave, DT, Penn State 1974-75
 Ruff, Orlando, LB, Furman 1999-02
 Rush, Bob, C, Memphis 1977, 79-82
 Rusk, Reggie, S, Kentucky 1999-00
 Russell, Booker, RB, SW Texas State 1980
 Russell, Leonard, RB, Arizona State 1996

S

Salave'a, Joe, DT, Arizona 2003
 Salisbury, Sean, QB, Southern California ... 1996
 Salter, Bryant, S, Pittsburgh 1971-73
 Samuels, Chris, RB, Texas 1991
 Sanchez, Davis, CB, Oregon 2001-02
 Sapp, Patrick, LB, Clemson 1996-97
 Sartin, Dan, C, Mississippi 1969
 Sasa, Don, DT, Washington State 1995-96
 Savage, Tony, NT, Washington St. 1990, 92
 Sayers, Ron, RB, Nebraska-Omaha 1969
 Scales, Dwight, WR, Grambling 1981-83
 Scarber, Sam, RB, New Mexico 1975-76
 Scarpitto, Bob, DB, Notre Dame 1961
 Schleicher, Maury, DE, Penn State 1960-62
 Schmedding, Jim, G, Weber State 1968-70
 Schmidt, Henry, DT, So. California 1961-64
 Schwedes, Scott, WR, Syracuse 1990
 Scifres, Mike, P, Western Illinois 2003-08
 Scott, DeQuincy, DT, So. Mississippi 2002-05
 Scott, Ian, DT, Florida 2008
 Scott, Kevin, RB, Stanford 1988
 Seale, Sam, CB, Western St., Colo. 1988-89
 Searcy, Bill, G, Alabama 1985
 Sears, Jim, S, Southern California 1960
 Seau, Junior, LB, Southern California 1990-02
 Seay, Mark, WR, Long Beach State 1993-95
 Selawski, Gene, T, Purdue 1961

Selmon, Dewey, MLB, Oklahoma 1982
 Shaw, Bobby, WR, California 2004
 Shaw, Pete, S, Northwestern 1977-81
 Shaw, Terrance, CB, Stephen F. Austin 1995-99
 Shea, Pat, G, Southern California 1962-65
 Shelton, Anthony, CB, Tennessee St. 1990-91
 Shelton, L.J., T, Eastern Michigan 2008
 Shields, Billy, T, Georgia Tech 1975-83
 Sienkiewicz, Troy, G, New Mexico St. 1995-98
 Sievers, Eric, TE, Maryland 1981-88
 Siler, Brandon, LB, Florida 2007-08
 Simien, Tracy, LB, Texas Christian 1999
 Simmons, King, S, Texas Tech 1987
 Simmons, Tony, DE, Tennessee 1985, 1987
 Simpson, Antoine, DT, Houston 2000
 Sims, Wes, G, Oklahoma 2005
 Singleton, Ron, T, Grambling 1976
 Skow, Jim, DE, Nebraska 1992
 Slater, Mark, C, Minnesota 1978
 Slaughter, Webster, WR, San Diego St. 1998
 Slovacek, Emil, T, Stephen F. Austin 1987
 Smith, Billy Ray, LB, Arkansas 1983-92
 Smith, Charlie, RB, Utah State 1975
 Smith, Dave, RB, Utah 1970
 Smith, Derek, LB, Arizona State 2008
 Smith, Elliot, CB, Alcorn State 1989
 Smith, Johnny Ray, CB, Lamar 1984
 Smith, Lucious, CB, Cal State-Fullerton ... 1984-85
 Smith, Neil, DE, Nebraska 2000
 Smith, Ron, S, Wisconsin 1973
 Smith, Ron, WR, San Diego State 1980-81
 Smith, Russ, RB, Miami, Fla. 1967-70
 Smith, Sherman, RB, Miami, Ohio 1983
 Smoot, Ray, G, Louisiana State 1993
 Snipes, Angelo, OLB, West Georgia 1986-87
 Snowden, Cal, DE, Indiana 1972-73
 Speights, Dick, WR, Wyoming 1968
 Spencer, Jimmy, CB, Florida 1998-99
 Spencer, Tim, RB, Ohio State 1985-90
 Spencer, Todd, RB, Southern California ... 1987
 Sproles, Darren, RB-KR, Kansas St. 2005, 07-08
 Stadnik, John, C, W. Illinois 1987
 Staggs, Jeff, LB, San Diego State 1966-71, 74
 Stanley, Walter, WR, Mesa, Colo. 1992
 Steels, Anthony, RB, Nebraska 1985, 1987
 Stein, Bob, LB, Minnesota 1975
 Stephens, Tremayne, RB, No. Carolina St. ... 1998-99
 Stephenson, Kay, QB, Florida 1967
 Stewart, Wayne, TE, California 1974
 Still, Bryan, WR, Virginia Tech 1996-99
 Stoltenberg, Bryan, C, Colorado 1996
 Stratton, Mike, LB, Tennessee 1973
 Stringert, Hal, CB, Hawaii 1975-80
 Strozier, Art, TE, Kansas State 1970-71
 Strozier, Wilbur, TE, Georgia 1988
 Sullivan, John, SS, California 1986
 Sullivan, Kent, P, Cal-Lutheran 1993
 Swayne, Harry, T, Rutgers 1991-96
 Sweeney, Walt, G, Syracuse 1963-73
 Sweet, Joe, WR, Tennessee State 1975
 Swift, Michael, CB, Austin Peay 1997
 Sykes, John, RB, Morgan State 1972

T

Tanner, John, LB, Tennessee State 1971
 Tanuvasa, Maa, DT, Hawaii 2001
 Tate, Franklin, LB, No. Carolina Central ... 1975
 Taylor, Aaron, OL, Notre Dame 1998-99
 Taylor, Jessie, RB, Cincinnati 1972
 Taylor, John, LB, Hawaii 1987
 Taylor, Ken, CB, Oregon State 1986
 Taylor, Kitrick, WR, Washington St. 1990-91
 Taylor, Sammie, WR, Grambling 1964
 Taylor, Shannon, LB, Virginia 2000
 Teerlinck, John, DT, Western Illinois 1974-75
 Tensi, Steve, QB, Florida State 1965-66
 Thaxton, Galand, LB, Wyoming 1991
 Thaxton, James, TE, Tennessee St. 1973-74

Thelwell, Ryan, WR, Minnesota 1998
 Thigpen, Yancey, WR, Winston-Salem St. 1991
 Thomas, Bob, K, Notre Dame 1985
 Thomas, Bob, RB, Arizona State 1973-74
 Thomas, Cornell, DE, West Georgia 1994
 Thomas, Duane, RB, West Texas St. 1972
 Thomas, Jesse, S, Michigan State 1960
 Thomas, Jewel, RB, San Jose State 1984
 Thomas, Johnny, CB, Baylor 1989
 Thomas, Lee, DE, Jackson State 1971-72
 Thomas, Mike, RB, Nevada-LV 1979-80
 Thompson, Aundra, WR, E. Texas St. 1981
 Thompson, Broderick, T, Kansas 1987-92
 Thompson, Tommy, RB, So. Illinois 1974
 Thornton, George, DT, Alabama 1991-92
 Thrift, Cliff, LB, E. Central Oklahoma 1979-84
 Tipton, Dave, DE, Stanford 1974-75
 Tolbert, Jim, S, Lincoln, Mo. 1966-71, 76
 Tolbert, Mike, FB, Coastal Carolina 2008
 Tolliver, Billy Joe, QB, Texas Tech 1989-90
 Tomlinson, LaDainian, RB, TCU 2001-08
 Toth, Tom, T, Western Michigan 1990
 Tovar, Steve, LB, Ohio State 1998, 2000
 Trapp, Richard, WR, Florida 1969
 Travenio, Herb, K, Texas College 1964-65
 Tucker, Jyles, LB, Wake Forest 2007-08
 Tuckett, Phil, WR, Weber State 1968
 Tuinei, Van, DE, Arizona 1997
 Tuipulotu, Peter, RB, Brigham Young 1992
 Turner, John, DB, Miami, Fla. 1984
 Turner, Michael, RB, No. Illinois 2004-07
 Turner, Nate, WR, Nevada-Las Vegas 2001
 Turner, Scott, CB, Illinois 1998-01
 Tuthill, James, K, Cal Poly-SLO 2002
 Tyler, Maurice, S, Morgan State 1975

U-V

Umpfrey, Rich, G, Colorado 1985
 Unitas, Johnny, QB, Louisville 1973
 Unrein, Terry, NT, Colorado State 1986-87
 Usher, Darryl, WR-KR, Illinois 1989
 VanBuren, Courtney, T, Ark.-Pine Bluff ... 2003-04
 Van Raaphorst, Dick, K, Ohio State 1966-67
 Vanhorne, Sean, CB, Howard 1992-94
 Vanover, Tamarick, WR, Florida State ... 2002
 Vertefeuille, Brian, G, Idaho State 1974
 Vlasic, Mark, QB, Iowa 1987-88, 90
 Volek, Billy, QB, Fresno State 2006-07

W

Wagner, Bryan, P, Cal State-Northridge 1994
 Walczak, Mark, TE, Arizona 1989, 91
 Walker, Derrick, TE, Michigan 1990-93
 Walker, Jeff, G, Memphis 1986
 Walker, Wayne, WR, Texas Tech 1989
 Wallace, Henry, CB, Pacific 1960
 Waller, Ron, RB, Maryland 1960
 Walters, Danny, CB, Arkansas 1983-87
 Ware, Timmie, WR, So. California 1986-87
 Warren, Jim, DB, Illinois 1964-65
 Washington, Joe, RB, Oklahoma 1976-77
 Washington, Russ, T, Missouri 1968-82
 Waters, Anthony, LB, Clemson 2008
 Watts, Ted, S, Texas Tech 1987
 Webb, Jimmy, DT, Mississippi State 1981
 Weddle, Eric, S, Utah 2007-08
 Weldon, Casey, QB, Florida State 1997
 Welker, Wes, WR, Texas Tech 2004
 Wells, Robert, T, Johnson C. Smith 1968-70
 Wenzel, Ralph, G, San Diego State 1972
 Werschling, Ray, K, California 1973-76
 West, Jeff, P, Cincinnati 1976-79
 Westmoreland, Dick, CB, No. Car. A&T 1963-65
 Wheeler, Dwight, G, Clemson 1987
 Whelihan, Craig, QB, Pacific 1995-98
 White, Andre, TE, Florida A&M 1968
 White, Ed, G, California 1978-85
 White, Lee, RB, Weber State 1972

Continued next page





HISTORY




White, Ray, LB, Syracuse1971-73	Williams, Jerrol, OLB, Purdue1993	Wood, Mike, K, SW Missouri1979-80
White, Reggie, DT, No. Carolina A&T1992-94	Williams, Lee, DE, Bethune-Cookman ...1984-90	Woodard, Ken, LB, Tuskegee1988-89
Whitehead, Bud, S, Florida State1961-68	Williams, Lester, NT, Miami, Fla.1986	Woodcock, John, DE, Hawaii1981-82
Whitehurst, Charlie, QB, Clemson2006	Williams, Mike, CB, Louisiana St.1975-82	Woods, Don, RB, New Mexico1974-80
Whitley, Curtis, C, Clemson1992-94	Williams, Sam, S, California1974-75	Wright, Ernie, T, Ohio State1960-67, 72
Whitman, Josh, TE, Illinois2001	Williams, Sammy, T, Oklahoma2002	Wyatt, Kevin, CB, Arkansas1986
Whitmyer, Nat, CB, Washington1966-67	Williams, Tom, DT, California-Davis ..1970-71	
Wilcher, Mike, LB, North Carolina1991	Wilson, Earl, DE, Kentucky1985-87	
Wiley, Marcellus, DE, Columbia2001-03	Wilson, Jerry, S, Southern, La.2002-05	
Wilhelm, Matt, LB, Ohio State2003-08	Wilson, Karl, DE, Louisiana State1987-88	
Wilkerson, Doug, G, No. Carolina Cent. ...1971-84	Wilson, Kris, TE, Pittsburgh2008	
Williams, Al, WR, Nevada1987	Wilson, Walter, WR, East Carolina1990	
Williams, Clarence, RB, So. Carolina ...1977-81	Winslow, Kellen, TE, Missouri1979-87	
Williams, Dave, WR, Washington1972	Winter, Blaise, DE, Syracuse1986-87, 92-94	
Williams, Eric, LB, Southern California ...1984	Withrow, Cal, C, Kentucky1970	
Williams, Jerome, S, Houston1997-98	Withrow, Cory, C, Washington St.2006-07	
Williams, Henry, CB, San Diego State ...1983	Wojcik, Greg, DT, So. California1972-73	
Williams, Jamal, DT, Oklahoma St.1998-08	Womble, Royce, FL, North Texas1960	
Williams, Jeff, T, Rhode Island1981	Wood, Dick, QB, Auburn1962	

Y-Z

Young, Andre, S, Louisiana Tech1982-84
Young, Duane, TE, Michigan State1991-95
Young, Glen, LB, Syracuse1995-96
Young, Lonnie, S, Michigan State1994
Young, Rickey, RB, Jackson State1975-77
Young, Wilbur, DE, William Penn, Iowa ...1978-82
Zachary, Ken, RB, Oklahoma State1987
Zandofsky, Mike, G, Washington1990-93
Zeman, Bob, S, Wisconsin1960-61, 65-66

ALL-TIME COLLEGES

Abilene Christian3	Florida A&M5	Mississippi College1	Southern Illinois2
Alabama4	Florida State14	Mississippi State5	Southern, La.5
Alabama-Birmingham1	Fort Hays State1	Missouri4	Southern Methodist7
Alcorn A&M3	Fresno State11	Montana State2	Southern Mississippi2
Alcorn State1	Furman1	Morgan State3	Southern Utah1
American International, Mass.1	Georgia6	Navy1	Stanford10
Arizona11	Georgia Tech7	Nebraska15	Stephen F. Austin3
Arizona State12	Grambling13	Nebraska-Omaha3	SW Missouri1
Arkansas11	Hampton, Va.1	Nevada3	SW Texas State2
Arkansas-Pine Bluff3	Hawaii7	Nevada-Las Vegas6	Syracuse15
Arkansas State1	Heidelberg, Ohio1	New Hampshire2	Temple3
Arkansas Tech1	Henderson State, Ark.1	New Haven2	Tennessee14
Auburn15	Hofstra1	New Mexico5	Tennessee-Chattanooga2
Austin Peay1	Holy Cross1	New Mexico State5	Tennessee State7
Baylor7	Houston6	No College5	Texas8
Bethune-Cookman2	Howard1	Norfolk State3	Texas A&I3
Bloomsberg, Pa.1	Idaho3	North Alabama1	Texas A&M9
Boise State1	Idaho State2	North Carolina9	Texas Christian9
Boston College5	Illinois9	North Carolina A&T5	Texas College1
Boston University2	Illinois State1	North Carolina Central4	Texas-El Paso2
Bowling Green2	Indiana6	North Carolina State9	Texas Southern4
Brigham Young6	Indiana, Pa.1	North Central Illinois1	Texas State1
Buffalo1	Indiana State2	North Texas3	Texas Tech7
California14	Iowa11	Northern Arizona3	Texas Western1
California-Davis4	Iowa State6	Northern Colorado1	Toledo1
California Lutheran2	Jackson State7	Northern Illinois2	Tulane2
Cal Poly-Pomona1	Jacksonville1	Northern Iowa1	Tulsa3
Cal Poly-San Luis Obispo2	Jacksonville State, Ala.1	Northwestern4	Tuskegee2
Cal State-Fullerton2	Johnson C. Smith3	Notre Dame11	UCLA13
Cal State-Los Angeles3	Kansas9	Occidental2	United States International ...1
Cal State-Northridge1	Kansas State10	Ohio State16	Utah6
Cal State-Sacramento1	Kent State3	Oklahoma12	Utah State6
Carthage, Wis.1	Kentucky6	Oklahoma State9	Vanderbilt2
Central Florida1	Lakeland, Wis.1	Oregon9	Villanova2
Central Florida CC1	Lamar1	Oregon State5	Virginia7
Central Michigan1	Lambuth1	Oregon Tech1	Virginia Tech4
Central Oklahoma1	Liberty1	Pacific4	Virginia Union1
Cincinnati2	Lincoln, Mo.1	Penn Military1	Wake Forest3
The Citadel2	Livingston, Ala.1	Penn State12	Washington12
Clark, Ga.1	Long Beach State9	Pittsburgh8	Washington State12
Clemson10	Louisiana-Lafayette1	Portland State2	Weber State6
Coastal Carolina1	Louisiana-Monroe4	Purdue13	West Chester1
Colgate1	Louisiana State16	Rhode Island1	West Georgia2
Colorado8	Louisiana Tech3	Rice3	West Texas State4
Colorado State6	Louisville4	Richmond2	West Virginia3
Columbia2	Maine1	Robert Morris1	Western Illinois3
Compton Junior College1	Marshall2	Rutgers1	Western Kentucky1
Concordia, Quebec1	Maryland8	Saginaw Valley State1	Western Michigan2
Cornell1	Maryland-Eastern Shore1	Sam Houston State1	Western State, Colo.1
Dartmouth1	McMurray, Tex.1	San Diego State34	Wichita State2
Dayton2	McNeese State3	San Francisco State1	William & Mary2
Drake1	Memphis9	San Jose State7	William Penn, Iowa1
Duke2	Mesa, Colo.2	Santa Clara2	Williams, Mass.1
East Carolina1	Miami, Fla.9	SE Louisiana2	Winston-Salem State3
East Texas State1	Miami, Ohio4	Sonoma State1	Wisconsin12
Eastern Kentucky2	Michigan6	South Carolina8	Wyoming7
Eastern Michigan1	Michigan State13	South Carolina State5	Yale1
Eastern Washington2	Millersville, Pa.1	South Dakota State3	Youngstown State1
Fayetteville State1	Minnesota6	Southern California37	
Florida11	Mississippi9	Southern Connecticut State ...1	



GENERAL INFORMATION

Philip Rivers recaps the Chargers' Week 3 win over the New York Jets on ESPN's postgame show with host Stuart Scott and Hall of Famers Steve Young and Emmitt Smith.

2009 NFL REGULAR-SEASON SCHEDULE

WEEK 1

Thursday, September 10

Tennessee at Pittsburgh 5:30 p.m.

Sunday, September 13

Miami at Atlanta 10:00 a.m.

Kansas City at Baltimore 10:00 a.m.

Philadelphia at Carolina 10:00 a.m.

Denver at Cincinnati 10:00 a.m.

Minnesota at Cleveland 10:00 a.m.

N.Y. Jets at Houston 10:00 a.m.

Jacksonville at Indianapolis 10:00 a.m.

Detroit at New Orleans 10:00 a.m.

Dallas at Tampa Bay 10:00 a.m.

San Francisco at Arizona 1:15 p.m.

Washington at N.Y. Giants 1:15 p.m.

St. Louis at Seattle 1:15 p.m.

Chicago at Green Bay 5:20 p.m.

Monday, September 14

Buffalo at New England 4:00 p.m.

Chargers at Oakland 7:15 p.m.

WEEK 2

Sunday, September 20

Carolina at Atlanta 10:00 a.m.

Minnesota at Detroit 10:00 a.m.

Cincinnati at Green Bay 10:00 a.m.

Arizona at Jacksonville 10:00 a.m.

Oakland at Kansas City 10:00 a.m.

New England at N.Y. Jets 10:00 a.m.

New Orleans at Philadelphia 10:00 a.m.

Houston at Tennessee 10:00 a.m.

St. Louis at Washington 10:00 a.m.

Tampa Bay at Buffalo 1:05 p.m.

Seattle at San Francisco 1:05 p.m.

Baltimore at Chargers 1:15 p.m.

Pittsburgh at Chicago 1:15 p.m.

Cleveland at Denver 1:15 p.m.

N.Y. Giants at Dallas 5:20 p.m.

Monday, September 21

Indianapolis at Miami 5:30 p.m.

WEEK 3

Sunday, September 27

Cleveland at Baltimore 10:00 a.m.

Pittsburgh at Cincinnati 10:00 a.m.

Washington at Detroit 10:00 a.m.

Jacksonville at Houston 10:00 a.m.

San Francisco at Minnesota 10:00 a.m.

Atlanta at New England 10:00 a.m.

Kansas City at Philadelphia 10:00 a.m.

Green Bay at St. Louis 10:00 a.m.

N.Y. Giants at Tampa Bay 10:00 a.m.

New Orleans at Buffalo 1:05 p.m.

Chicago at Seattle 1:05 p.m.

Miami at Chargers 1:15 p.m.

Tennessee at N.Y. Jets 1:15 p.m.

Denver at Oakland 1:15 p.m.

Indianapolis at Arizona 5:20 p.m.

Monday, September 28

Carolina at Dallas 5:30 p.m.

WEEK 4

(Byes: Arizona, Atlanta, Carolina, Philadelphia)

Sunday, October 4

Detroit at Chicago 10:00 a.m.

Cincinnati at Cleveland 10:00 a.m.

Oakland at Houston 10:00 a.m.

Seattle at Indianapolis 10:00 a.m.

Tennessee at Jacksonville 10:00 a.m.

N.Y. Giants at Kansas City 10:00 a.m.

Baltimore at New England 10:00 a.m.

Tampa Bay at Washington 10:00 a.m.

Buffalo at Miami 1:05 p.m.

N.Y. Jets at New Orleans 1:05 p.m.

Dallas at Denver 1:15 p.m.

St. Louis at San Francisco 1:15 p.m.

Chargers at Pittsburgh 5:20 p.m.

Monday, October 5

Green Bay at Minnesota 5:30 p.m.

WEEK 5

(Byes: Chicago, Green Bay, New Orleans, Chargers)

Sunday, October 11

Cincinnati at Baltimore 10:00 a.m.

Cleveland at Buffalo 10:00 a.m.

Washington at Carolina 10:00 a.m.

Pittsburgh at Detroit 10:00 a.m.

Dallas at Kansas City 10:00 a.m.

Oakland at N.Y. Giants 10:00 a.m.

Tampa Bay at Philadelphia 10:00 a.m.

Minnesota at St. Louis 10:00 a.m.

Atlanta at San Francisco 1:05 p.m.

Houston at Arizona 1:15 p.m.

New England at Denver 1:15 p.m.

Jacksonville at Seattle 1:15 p.m.

Indianapolis at Tennessee 5:20 p.m.

Monday, October 12

N.Y. Jets at Miami 5:30 p.m.

WEEK 6

(Byes: Dallas, Indianapolis, Miami, San Francisco)

Sunday, October 18

Houston at Cincinnati 10:00 a.m.

Detroit at Green Bay 10:00 a.m.

St. Louis at Jacksonville 10:00 a.m.

Baltimore at Minnesota 10:00 a.m.

N.Y. Giants at New Orleans 10:00 a.m.

Cleveland at Pittsburgh 10:00 a.m.

Carolina at Tampa Bay 10:00 a.m.

Kansas City at Washington 10:00 a.m.

Philadelphia at Oakland 1:05 p.m.

Arizona at Seattle 1:05 p.m.

Tennessee at New England 1:15 p.m.

Buffalo at N.Y. Jets 1:15 p.m.

Chicago at Atlanta 5:20 p.m.

Monday, October 19

Denver at Chargers 5:30 p.m.

WEEK 7

(Byes: Baltimore, Denver, Detroit, Jacksonville, Seattle, Tennessee)

Sunday, October 25

Chargers at Kansas City 10:00 a.m.

Chicago at Cincinnati 10:00 a.m.

Green Bay at Cleveland 10:00 a.m.

San Francisco at Houston 10:00 a.m.

Minnesota at Pittsburgh 10:00 a.m.

Indianapolis at St. Louis 10:00 a.m.

New England at Tampa Bay (at London) 10:00 a.m.

Buffalo at Carolina 1:05 p.m.

N.Y. Jets at Oakland 1:05 p.m.

Atlanta at Dallas 1:15 p.m.

New Orleans at Miami 1:15 p.m.

Arizona at N.Y. Giants 5:20 p.m.

Monday, October 26

Philadelphia at Washington 5:30 p.m.

WEEK 8

(Byes: Cincinnati, Kansas City, New England, Pittsburgh, Tampa Bay, Washington)

Sunday, November 1

Denver at Baltimore 10:00 a.m.

Houston at Buffalo 10:00 a.m.

Cleveland at Chicago 10:00 a.m.

Seattle at Dallas 10:00 a.m.

St. Louis at Detroit 10:00 a.m.

Minnesota at Green Bay 10:00 a.m.

San Francisco at Indianapolis 10:00 a.m.

Miami at N.Y. Jets 10:00 a.m.

Oakland at Chargers 1:05 p.m.

Jacksonville at Tennessee 1:05 p.m.

Carolina at Arizona 1:15 p.m.

N.Y. Giants at Philadelphia 1:15 p.m.

Monday, November 2

Atlanta at New Orleans 5:30 p.m.

WEEK 9

(Byes: Buffalo, Cleveland, Minnesota, N.Y. Jets, Oakland, St. Louis)

Sunday, November 8

Washington at Atlanta 10:00 a.m.

Arizona at Chicago 10:00 a.m.

Baltimore at Cincinnati 10:00 a.m.

Houston at Indianapolis 10:00 a.m.

Kansas City at Jacksonville 10:00 a.m.

Miami at New England 10:00 a.m.

Green Bay at Tampa Bay 10:00 a.m.

Carolina at New Orleans 1:05 p.m.

Detroit at Seattle 1:05 p.m.

Chargers at N.Y. Giants 1:15 p.m.

Tennessee at San Francisco 1:15 p.m.

Dallas at Philadelphia 5:20 p.m.

Monday, November 9

Pittsburgh at Denver 5:30 p.m.

WEEK 10

(Byes: Houston, N.Y. Giants)

Thursday, November 12

Chicago at San Francisco 5:20 p.m.

Sunday, November 15

Atlanta at Carolina 10:00 a.m.

Tampa Bay at Miami 10:00 a.m.

Detroit at Minnesota 10:00 a.m.

Jacksonville at N.Y. Jets 10:00 a.m.

Cincinnati at Pittsburgh 10:00 a.m.

New Orleans at St. Louis 10:00 a.m.

Buffalo at Tennessee 10:00 a.m.

Denver at Washington 10:00 a.m.

Kansas City at Oakland 1:05 p.m.

Philadelphia at Chargers 1:15 p.m.

Seattle at Arizona 1:15 p.m.

Dallas at Green Bay 1:15 p.m.

New England at Indianapolis 5:20 p.m.

Monday, November 16

Baltimore at Cleveland 5:30 p.m.

WEEK 11

Thursday, November 19

Miami at Carolina 5:20 p.m.

Sunday, November 22

Indianapolis at Baltimore 10:00 a.m.

Washington at Dallas 10:00 a.m.

Cleveland at Detroit 10:00 a.m.

San Francisco at Green Bay 10:00 a.m.

Buffalo at Jacksonville 10:00 a.m.

Pittsburgh at Kansas City 10:00 a.m.

Seattle at Minnesota 10:00 a.m.

Atlanta at N.Y. Giants 10:00 a.m.

New Orleans at Tampa Bay 10:00 a.m.

Arizona at St. Louis 1:05 p.m.

Chargers at Denver 1:15 p.m.

N.Y. Jets at New England 1:15 p.m.

Cincinnati at Oakland 1:15 p.m.

Philadelphia at Chicago* 5:20 p.m.

Monday, November 23

Tennessee at Houston 5:30 p.m.

WEEK 12

Thursday, November 26

Green Bay at Detroit 9:30 a.m.

Oakland at Dallas 1:15 p.m.

N.Y. Giants at Denver 5:20 p.m.

*Sunday night games in Weeks 11-16 subject to change. Week 17 Sunday night game TBD



Sunday, November 29

Tampa Bay at Atlanta10:00 a.m.
 Miami at Buffalo10:00 a.m.
 Cleveland at Cincinnati10:00 a.m.
 Indianapolis at Houston10:00 a.m.
 Chicago at Minnesota10:00 a.m.
 Carolina at N.Y. Jets10:00 a.m.
 Washington at Philadelphia10:00 a.m.
 Seattle at St. Louis10:00 a.m.
 Arizona at Tennessee10:00 a.m.

Kansas City at Chargers1:05 p.m.
 Jacksonville at San Francisco1:05 p.m.
 Pittsburgh at Baltimore*5:20 p.m.

Monday, November 30

New England at New Orleans5:30 p.m.

WEEK 13

Thursday, December 3

N.Y. Jets at Buffalo (at Toronto)5:20 p.m.

Sunday, December 6

Philadelphia at Atlanta10:00 a.m.
 Tampa Bay at Carolina10:00 a.m.
 St. Louis at Chicago10:00 a.m.
 Detroit at Cincinnati10:00 a.m.
 Tennessee at Indianapolis10:00 a.m.
 Houston at Jacksonville10:00 a.m.
 Denver at Kansas City10:00 a.m.
 Oakland at Pittsburgh10:00 a.m.
 New Orleans at Washington10:00 a.m.

Chargers at Cleveland1:05 p.m.
 Minnesota at Arizona1:15 p.m.
 Dallas at N.Y. Giants1:15 p.m.
 San Francisco at Seattle1:15 p.m.
 New England at Miami*5:20 p.m.

Monday, December 7

Baltimore at Green Bay5:30 p.m.

WEEK 14

Thursday, December 10

Pittsburgh at Cleveland5:20 p.m.

Sunday, December 13

New Orleans at Atlanta10:00 a.m.
 Detroit at Baltimore10:00 a.m.
 Green Bay at Chicago10:00 a.m.
 Seattle at Houston10:00 a.m.
 Denver at Indianapolis10:00 a.m.
 Miami at Jacksonville10:00 a.m.
 Buffalo at Kansas City10:00 a.m.
 Cincinnati at Minnesota10:00 a.m.
 Carolina at New England10:00 a.m.
 N.Y. Jets at Tampa Bay10:00 a.m.
 St. Louis at Tennessee10:00 a.m.
 Washington at Oakland1:05 p.m.

Chargers at Dallas1:15 p.m.
 Philadelphia at N.Y. Giants*5:20 p.m.

Monday, December 14

Arizona at San Francisco5:30 p.m.

WEEK 15

Thursday, December 17

Indianapolis at Jacksonville5:20 p.m.

Saturday, December 19

Dallas at New Orleans5:20 p.m.

Sunday, December 20

Chicago at Baltimore10:00 a.m.
 New England at Buffalo10:00 a.m.
 Arizona at Detroit10:00 a.m.
 Cleveland at Kansas City10:00 a.m.
 Atlanta at N.Y. Jets10:00 a.m.
 San Francisco at Philadelphia10:00 a.m.
 Green Bay at Pittsburgh10:00 a.m.
 Houston at St. Louis10:00 a.m.
 Miami at Tennessee10:00 a.m.

Cincinnati at Chargers1:05 p.m.
 Oakland at Denver1:05 p.m.
 Tampa Bay at Seattle1:15 p.m.
 Minnesota at Carolina*5:20 p.m.

Monday, December 21

N.Y. Giants at Washington5:30 p.m.

WEEK 16

Friday, December 25

Chargers at Tennessee7:30 p.m.

Sunday, December 27

Buffalo at Atlanta10:00 a.m.
 Kansas City at Cincinnati10:00 a.m.
 Oakland at Cleveland10:00 a.m.
 Seattle at Green Bay10:00 a.m.
 Houston at Miami10:00 a.m.
 Carolina at N.Y. Giants10:00 a.m.
 Jacksonville at New England10:00 a.m.
 Tampa Bay at New Orleans10:00 a.m.
 Denver at Philadelphia10:00 a.m.
 Baltimore at Pittsburgh10:00 a.m.
 St. Louis at Arizona1:05 p.m.
 Detroit at San Francisco1:05 p.m.
 N.Y. Jets at Indianapolis1:15 p.m.
 Dallas at Washington*5:20 p.m.

Monday, December 28

Minnesota at Chicago5:30 p.m.

WEEK 17

Sunday, January 3

Indianapolis at Buffalo10:00 a.m.
 New Orleans at Carolina10:00 a.m.
 Jacksonville at Cleveland10:00 a.m.
 Philadelphia at Dallas10:00 a.m.
 Chicago at Detroit10:00 a.m.
 New England at Houston10:00 a.m.
 Pittsburgh at Miami10:00 a.m.
 N.Y. Giants at Minnesota10:00 a.m.
 Cincinnati at N.Y. Jets10:00 a.m.
 San Francisco at St. Louis10:00 a.m.
 Atlanta at Tampa Bay10:00 a.m.

Washington at Chargers1:15 p.m.
 Green Bay at Arizona1:15 p.m.
 Kansas City at Denver1:15 p.m.
 Baltimore at Oakland1:15 p.m.
 Tennessee at Seattle1:15 p.m.



GENERAL INFORMATION



2009 NFL POSTSEASON SCHEDULE

Saturday, January 9 AFC and NFC Wild Card Playoffs (NBC)
 Sunday, January 10 AFC and NFC Wild Card Playoffs (CBS and FOX)
 Saturday, January 16 AFC and NFC Divisional Playoffs (CBS and FOX)
 Sunday, January 17 AFC and NFC Divisional Playoffs (CBS and FOX)
 Sunday, January 24 AFC and NFC Championship Games (CBS and FOX)
 Sunday, January 31 AFC-NFC Pro Bowl in South Florida (ESPN)
 Sunday, February 1 Super Bowl XLIV in South Florida (CBS)

2009 NFL PRESEASON SCHEDULE

Sunday, August 9

NFL Hall of Fame Game in Canton, OH
 Buffalo vs. Tennessee (NBC)5:00 p.m.

Thursday, August 13

Arizona at Pittsburgh (ESPN)5:00 p.m.
 New England at Philadelphia4:30 p.m.
 Washington at Baltimore4:30 p.m.
 Dallas at Oakland7:00 p.m.

Friday, August 14

St. Louis at NY Jets4:00 p.m.
 Minnesota at Indianapolis4:30 p.m.
 Cincinnati at New Orleans5:00 p.m.
 Denver at San Francisco7:00 p.m.

Saturday, August 15

Atlanta at Detroit1:00 p.m.
 Chicago at Buffalo4:00 p.m.
 Cleveland at Green Bay5:00 p.m.
 Houston at Kansas City5:00 p.m.
 Tampa Bay at Tennessee5:00 p.m.

Seattle at Chargers7:00 p.m.

Monday, August 17

Carolina at NY Giants (ESPN)5:00 p.m.
 Jacksonville at Miami4:30 p.m.

Thursday, August 20

Philadelphia at Indianapolis (FOX)5:00 p.m.
 Cincinnati at New England4:30 p.m.

Friday, August 21

Tennessee at Dallas (FOX)5:00 p.m.
 Atlanta at St. Louis5:00 p.m.
 Kansas City at Minnesota5:00 p.m.

Saturday, August 22

Carolina at Miami4:30 p.m.
 Detroit at Cleveland4:30 p.m.
 Pittsburgh at Washington4:30 p.m.
 Tampa Bay at Jacksonville4:30 p.m.
 Buffalo at Green Bay5:00 p.m.
 New Orleans at Houston5:00 p.m.
 NY Giants at Chicago5:00 p.m.
 Oakland at San Francisco5:15 p.m.

Chargers at Arizona7:00 p.m.

Denver at Seattle7:30 p.m.

Monday, August 24

NY Jets at Baltimore (ESPN)5:00 p.m.

Thursday, August 27

Miami at Tampa Bay (FOX)5:00 p.m.
 Jacksonville at Philadelphia4:00 p.m.
 St. Louis at Cincinnati4:30 p.m.

Friday, August 28

New England at Washington (CBS)5:00 p.m.
 Green Bay at Arizona7:00 p.m.

Saturday, August 29

Indianapolis at Detroit10:00 a.m.
 New Orleans at Oakland1:00 p.m.
 Buffalo at Pittsburgh4:30 p.m.
 Tennessee at Cleveland4:30 p.m.
Chargers at Atlanta (CBS)5:00 p.m.
 Baltimore at Carolina5:00 p.m.
 NY Jets at NY Giants5:00 p.m.
 San Francisco at Dallas5:00 p.m.
 Seattle at Kansas City5:00 p.m.

Continued next page

Sunday, August 30

Chicago at Denver (NBC) 5:00 p.m.

Monday, August 31

Minnesota at Houston (ESPN) 5:00 p.m.

Thursday, September 3

Detroit at Buffalo 3:30 p.m.

Philadelphia at NY Jets 4:00 p.m.

Baltimore at Atlanta 4:30 p.m.

Indianapolis at Cincinnati 4:30 p.m.

NY Giants at New England 4:30 p.m.

Washington at Jacksonville 4:30 p.m.

Cleveland at Chicago 5:00 p.m.

Green Bay at Tennessee 5:00 p.m.

Kansas City at St. Louis 5:00 p.m.

Miami at New Orleans 5:00 p.m.

Pittsburgh at Carolina 5:00 p.m.

Arizona at Denver 6:00 p.m.

Oakland at Seattle 7:00 p.m.

Friday, September 4

Houston at Tampa Bay 4:00 p.m.

Dallas at Minnesota 5:00 p.m.

San Francisco at Chargers 7:00 p.m.

(All Times Pacific)

NFL BLACKOUT POLICY

For a home game to be aired locally, the game must be sold out 72 hours in advance of kickoff. If the game is not a sellout by the 72-hour cutoff, any station with a signal penetrating a 75-mile radius from the game site will be blacked out and the carrying network will air an alternate game.

CHARGERS RADIO NETWORK

In 2005, the Chargers signed a five-year partnership with Clear Channel Communications (thru 2009) and Rock 105.3 FM became the new flagship station for all San Diego Chargers games, including preseason, regular season and postseason. For 2009, games will be simulcast on the AM dial on XTRA Sports 1360.

Josh Lewin calls the play-by-play, former Chargers player and coach Hank Bauer handles the color commentary.

Fans outside of San Diego can tune into the Chargers Radio Network, which includes AM570 KLAC in Los Angeles and Orange County; KGE0 1230 AM in Bakersfield; KNWH 1250 AM in the Yucca Valley; KNWQ 1140 AM in Palm Springs; KNWZ 970 AM in the Coachella Valley; KOSS 1380 AM in Palmdale and Lancaster, KSPA 1510 AM in Ontario, Rancho Cucamonga and the Inland Empire; KATY 101.3 FM in Temecula and the Inland Empire; KWDJ 1360 AM in Ridgecrest; ESPN Radio 1100 AM in Las Vegas; KXO 107.5 FM in the Imperial Valley and Yuma, Arizona; and Sirius Satellite Radio.



JOSH LEWIN

Josh Lewin became the radio play-by-play voice of the Chargers in July 2005. He has been the television play-by-play announcer for the MLB Texas Rangers since 2002. Since 1996, Josh has broadcast baseball, divisional playoffs, championship series, NFL and NHL games for FOX Sports. From 1998-01, Josh called Detroit Tigers games on Fox Sports Net Detroit and Chicago Cubs games on WGN-TV in 1997. He broadcast Baltimore Orioles games on radio from 1995-96. Josh's NFL experience also includes play-by-play on the SportsUSA Radio Network. He has broadcast Conference USA Football, CCHA Hockey, college basketball at Michigan State and SMU, and the Big 12 Basketball Tournament. Josh began his broadcasting career at the age of 16 with the Rochester Red Wings, the Baltimore Orioles Triple-A team in the International League. In 1994, he was the sports director at the Orioles' flagship station, WBAL. Josh graduated from Northwestern in 1990 and has written two books, "Getting in the Game" and "You Never Forget Your First." Josh and his wife, Dana, have a daughter, Kelsey, and a son, Coby.



HANK BAUER

Former Chargers running back, special teams captain and coach, Hank Bauer handles color commentary on the team's radio broadcasts. He signed a new five-year contract in July 2005. Bauer has been with the Chargers for more than 400 games as a player, coach and broadcaster. A member of the Chargers 40th Anniversary All-Time Team, Bauer played seven seasons for the Chargers. He was a team captain who was voted Most Inspirational Player in 1978 and Special Teams Player of the Year in 1980 and 1981. Bauer scored 21 touchdowns during his career and set an NFL record with 52 special teams tackles in 1981, before a broken neck forced him off the field in 1983. Following his retirement, Bauer spent four seasons (1983-86) as the Chargers special teams coach. In 1987, he accepted a job as a sports anchor at News 8 in San Diego and remained there until March 2003. Bauer graduated cum laude from California Lutheran University in 1976 with a degree in physical education. In September 2003, Bauer was inducted into Cal Lutheran's first Hall of Fame class.

GENERAL INFORMATION

CHARGERS REGULAR-SEASON STREAKS

Consecutive Victories

Most (15) Nov. 27, 1960—Dec. 3, 1961
 At Home (10) Nov. 13, 1960—Dec. 17, 1961
 Start of Season (11) Sept. 10, 1961—Nov. 19, 1961

Consecutive Losses*

Most (11) Sept. 3, 2000—Nov. 19, 2000
 Sept. 21, 1975—Nov. 30, 1975
 At Home (6) Sept. 21, 1975—Nov. 16, 1975
 On Road (11) Oct. 6, 1985—Oct. 26, 1986
 Start of Season (11) Sept. 3, 2000—Nov. 19, 2000
 Sept. 21, 1975—Nov. 30, 1975

* Chargers went 14 games (12 losses, 2 ties) without victory on road, 1970-72.



CHARGERS EN ESPAÑOL

In March 2007, the Chargers signed a new three-year partnership with the Uniradio Group for Spanish Radio broadcast rights. XHFG 107.3 FM is the flagship station for all Chargers games in Spanish. The Chargers' Spanish Radio broadcast is simulcast in Los Angeles on KWKW 1330 AM. In 2008, the Spanish Radio team added a new member when Adrian Garcia Marquez was hired to team up with Jorge Villanueva.



JORGE VILLANUEVA

Jorge Villanueva is in his 16th season as the Spanish voice of the Chargers. He is also a sports anchor on KBNT-TV (Channel 17) Univision in San Diego. Villanueva has 24 years of experience in sports journalism. His play-by-play experience includes soccer, baseball and boxing. Villanueva handles the Spanish play-by-play for the Holiday Bowl and the NCAA's Bowl Championship Series. He spent the 2001-03 seasons as the football play-by-play voice for the USC Trojans and the 1994-96 seasons with the San Diego State Aztecs. In 2004, Villanueva received an invitation to join the American Sportscasters Association.



ADRIAN GARCIA

Since 2005, Garcia has been the play-by-play voice and the pre and post-game host for FOX en Espanol's coverage of Major League Baseball's regular season and the World Series. His football play-by-play experience includes three seasons (2000-02) of broadcasting Sunday Night and Monday Night Football on ESPN Deportes and ESPN International and four seasons (2003-06) as the Spanish Radio voice of USC Trojan football. Garcia also hosted ESPN's NFL Primetime en Espanol and NFL Films en Espanol. Garcia has worked as a reporter for ESPN, Fox Sports Net and ESPN Radio, and has been a sports anchor for Telemundo, Univision and Telefutera. His play-by-play experience includes covering the 2004 Olympic Games in Athens, Greece, and baseball for the Los Angeles Angels of Anaheim (2005-06) the Boston Red Sox (2001) and the Oakland A's (2000).

QUALCOMM STADIUM

Qualcomm Stadium, the stadium that the Chargers have called home since 1967, underwent an expansion in 1997 that included the addition of 11,500 seats, a club level, 37 new suites and a new west-end Jumbotron screen.

The centerpiece of the renovated stadium is the Chargers Club level. Chargers season ticket holders who purchase seats on the former loge level of the stadium enjoy amenities exclusive to Club members. The 7,800 Club seats are wider, padded and come equipped with an attached drink holder. To enhance the Club experience, members have wait service at their seats, featuring a menu complete with a variety of food specialties. Members also enjoy the comfort of four fan-friendly lounges where they can relax in an air-conditioned setting before, during and after the game. Restrooms on the Club level also have been upgraded.

The former Jack Murphy Stadium was renamed Qualcomm Stadium after the Qualcomm Corporation contributed \$18 million for naming rights. Additionally, the total number of parking spaces at the stadium was increased to 19,000, including 461 handicapped spaces, making

the parking lot at Qualcomm Stadium the second-largest in the National Football League. There was a significant increase in restroom capacity at the stadium, with the number of women's facilities almost doubled and the men's restroom capacity increased by 33 percent.

San Diego Stadium was originally built in 1967 as a home for the Chargers at a cost of \$27 million. It was dedicated at a Chargers-Lions game on August 20, 1967, before a crowd of 45,988. The 1997 renovation marks the second major facelift to occur at the stadium. Originally built to a capacity of 52,000, the stadium was expanded in 1984 to increase seating capacity to 60,100. The most recent renovation increased the seating capacity at the stadium to approximately 70,000.

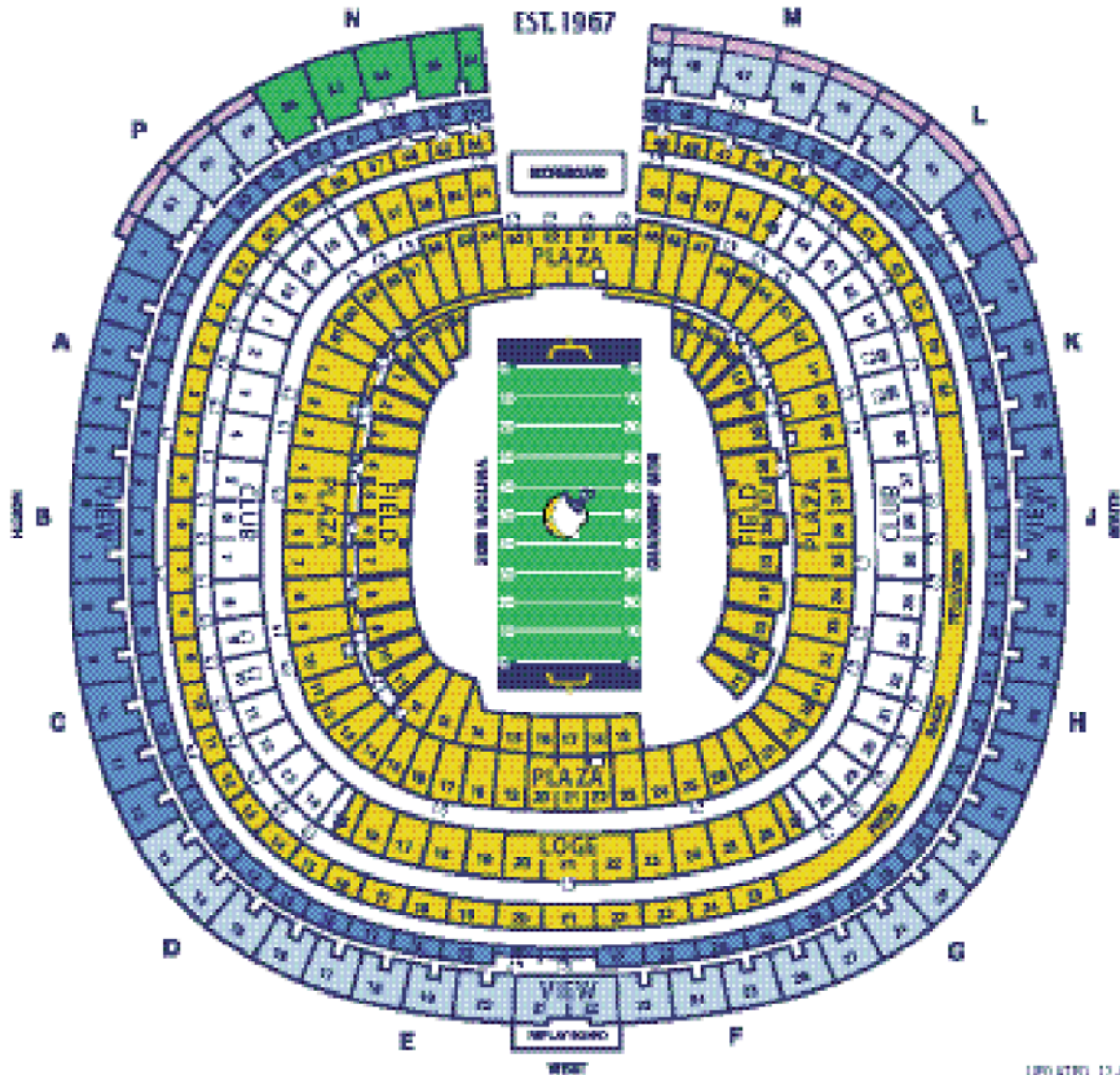
The team played before its first-ever sellout crowd on December 3, 1967, when 52,661 turned out to see the Chargers battle the Oakland Raiders. On January 14, 2007, the Chargers played before the biggest home crowd in team history when 68,810 fans filled the stadium for a playoff game against the New England Patriots.





SAN DIEGO CHARGERS
QUALCOMM STADIUM JACK MURPHY FIELD

EST. 1967



UPDATED 12/08

SAN DIEGO
CHARGERS

2009 TICKET PRICES

SEASON TICKET

SINGLE GAME

CLUB LEVEL	PRICES VARY, CONTACT A SALES REPRESENTATIVE	
FIELD, PLAZA, LOGE, PRESS LEVEL <small>(Rows 1-8 on Field Level are obstructed seats.)</small>	\$900	\$98
VIEW LEVEL	\$730	\$79
ENDZONE VIEW	\$630	\$74
UPPER VIEW	\$480	\$54
FAMILY SECTION (VIEW 54-58)	\$480	\$54
WHEELCHAIR AND COMPANION	\$630, \$480	\$74, \$54
SEMI-AMBULANT SEATING AVAILABLE - ASK TICKET OFFICE FOR DETAILS		
SCHEDULE AND PRICES ARE SUBJECT TO CHANGE WITHOUT NOTICE		

For more tickets,
please visit

www.chargers.com

or call

1-877-CHARGERS

CHARGERS

TEAM STORE



JERSEYS



OUTER WEAR



HATS




WOMENS



50 YEARS
IN THE
MAKING

CHARGERS
TEAM STORE

OPEN DAILY 10AM-7PM
LOCATED AT GATE G
QUALCOMM STADIUM
(619) 644-8053



It starts with special teams.

From our hop farmers to our brewmasters, it takes special teams of dedicated people to bring you the signature taste of Budweiser – the perfect combination of flavor and refreshment.

