



2014 SAN DIEGO CHARGERS MEDIA GUIDE

VISIT THE
SAN DIEGO
CHARGERS
ONLINE SHOP



We're your One Stop Shop for all things **CHARGERS**

Shop.**CHARGERS**.com

2014 SCHEDULE

PRESEASON

			OPPONENT	KICKOFF	TV
Thurs.	Aug.	7	DALLAS	7:00 p.m.	CBS
Fri.	Aug.	15	at Seattle	7:00 p.m.	CBS
Sun.	Aug.	24	at San Francisco	1:00 p.m.	FOX
Thurs.	Aug.	28	ARIZONA	7:00 p.m.	CBS

REGULAR SEASON

Mon.	Sept.	8	at Arizona	7:20 p.m.	ESPN
Sun.	Sept.	14	SEATTLE	1:05 p.m.	FOX
Sun.	Sept.	21	at Buffalo	10:00 a.m.	CBS
Sun.	Sept.	28	JACKSONVILLE	1:05 p.m.	CBS
Sun.	Oct.	5	N.Y. JETS*	1:25 p.m.	CBS
Sun.	Oct.	12	at Oakland*	1:05 p.m.	CBS
Sun.	Oct.	19	KANSAS CITY*	1:05 p.m.	CBS
Thurs.	Oct.	23	at Denver	5:25 p.m.	CBS
Sun.	Nov.	2	at Miami*	10:00 a.m.	CBS
Sun.	Nov.	9	Bye		
Sun.	Nov.	16	OAKLAND*	1:05 p.m.	CBS
Sun.	Nov.	23	ST. LOUIS*	1:05 p.m.	FOX
Sun.	Nov.	30	at Baltimore*	10:00 a.m.	CBS
Sun.	Dec.	7	NEW ENGLAND*	5:30 p.m.	NBC
Sun.	Dec.	14	DENVER*	1:05 p.m.	CBS
Sat.	Dec.	20	at San Francisco#	1:30/5:15 p.m.	NFLN/CBS
Sun.	Dec.	28	at Kansas City*	10:00 a.m.	CBS

All times Pacific. **Home games in BOLD.** Home games will be subject to local blackout rules and will be shown locally if they are sold out 72 hours prior to kickoff. Dates and times are subject to change.

*Denotes flex scheduling and games subject to time change.

#The NFL has scheduled only two games for Dec. 20. Philadelphia-Washington is the other game that day. The League will decide when those games will be played at least two weeks prior to Dec. 20. The games will be played at either 1:30 or 5:15 p.m. PT and will be televised by either CBS or the NFL Network.

TABLE OF CONTENTS



2014 Schedule.....	1
Game-Day Information.....	3
Directory.....	4

OWNERSHIP, COACHING & ADMINISTRATION

Alex G. Spanos.....	6
Dean A. Spanos.....	7
Michael A. Spanos.....	9
A.G. Spanos.....	9
John Spanos.....	10
Jeanne Bonk.....	11
Ed McGuire.....	11
Jeremiah T. Murphy.....	12
Mark Fabiani.....	12
Tom Telesco.....	13
Mike McCoy.....	14
Assistant Coaches.....	15
Player Personnel.....	24
Football Staff.....	27
Administration.....	28

PLAYERS

Veterans & Returning Players.....	35
Draft Choices.....	115
Undrafted Rookies & First-Year Players.....	119
Rosters.....	125

2013 IN REVIEW

Final NFL Standings.....	128
Regular-Season Stats.....	129
Postseason Stats.....	130
Game-by-Game Team Stats.....	131
Game-by-Game Opponent's Stats.....	132
Takeaway-Giveaway Ratio.....	133
Starting Lineups.....	133
Chargers Record When.....	133
Participation Chart.....	134
Game Summaries.....	135

RECORDS

Individual Records.....	146
Team Records.....	149
Career Top 10.....	153
Single-Season Top 10.....	154
All-Time 300-Yard Passing Games.....	156
All-Time 100-Yard Rushing Games.....	157
All-Time 100-Yard Receiving Games.....	158
All-Time 200-Yard All-Purpose Games.....	161
Chargers 10 Longest.....	162
Opponent 10 Longest.....	163
Opponent Top Performances.....	163
Individual Postseason Records.....	165
Team Postseason Records.....	166

YEAR-BY-YEAR STATISTICS

1960 – 2013.....	167
------------------	-----

HISTORY

Series Results.....	224
Preseason Results.....	227
Quarterbacks Records as Starters.....	229
Starting Quarterbacks by Year.....	229
Postseason History.....	231
NFL Honors.....	245
San Diego Chargers Honors.....	248
Chronology.....	249
Draft History.....	255
Draft Picks by School.....	259
Trade History.....	260
History of the Chargers Uniform.....	263
Head Coaches.....	264
Assistant Coaches.....	264
All-Time Alphabetical Roster.....	265
All-Time Colleges.....	271
All-Time Numerical Roster.....	272

GENERAL INFORMATION

2014 NFL Regular-Season Schedule.....	278
2014 NFL Postseason Schedule.....	279
2014 NFL Preseason Schedule.....	279
Chargers on Radio.....	280
Chargers en Español.....	281
Qualcomm Stadium.....	281

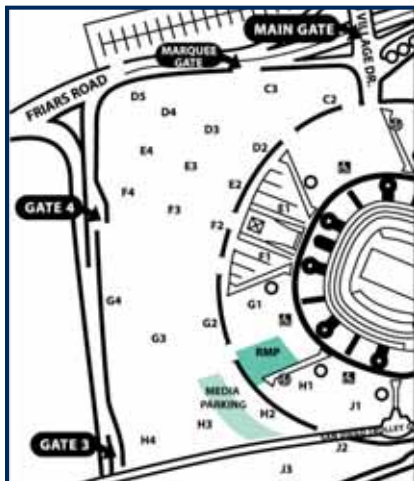
MISCELLANEOUS RECORDS & INFORMATION

Chargers in the "Power Blues".....	12
2014-15 Important Dates.....	34
Top 10 Home & Road Attendance Figures.....	36
Top 10 Offensive & Defensive Performances.....	52
Overtime Games.....	63
Chargers 10 Largest Margins of Victory.....	64
Regular-Season Seat Sales and Attendance.....	71
Chargers National TV Night Games.....	73
Chargers Greatest Comeback Wins.....	85
Chargers' Regular-Season Streaks.....	88
Top 10 Warmest & Coldest Games.....	98
Offensive & Defensive Rankings by Year.....	105
Ticket Information.....	114
The Last Time.....	144
Training Camp Information.....	144
Charger Girls.....	222
Postseason Results.....	230

GAME-DAY INFORMATION

GAME-DAY MEDIA PARKING: Media attending Chargers home games have been assigned reserved areas to park at Qualcomm Stadium. Please refer to the map here or on the back of your assigned parking permit. Media should enter the parking lot through the main gate, located off of Friars Rd. at Mission Village Drive. Media must park in the assigned area and display parking permits at all times. As a reminder, parking is limited and is being provided as a courtesy.

MEDIA ENTRANCE: All credentialed media must enter through Gate H and are subject to search procedures. Please be prepared to open all cases and bags for inspection by stadium security personnel. All items will be inspected and tagged for security purposes. Please make sure bags are identifiable and limit carry-in items to only what is necessary. Remove any security tags from prior games.



The public relations department of the San Diego Chargers serves as liaison between the team and the public and media. Please contact us with all requests for information or game credentials.

San Diego Chargers Public Relations Department

Bill Johnston, Director of Public Relations

Scott Yoffe, Assistant Director of Public Relations

Jennifer Rojas, Corporate Communications Manager

Jamaal LaFrance, Media Relations Coordinator

P.O. Box 609609
San Diego, CA 92160-9609
OFFICE: (858) 874-4500
FAX: (858) 292-2760

Chargers.com and Chargersmedia.com

Chargers.com features the latest news on the San Diego Chargers, including player features. The site also includes player bios, rosters, the depth chart, transactions and more. It is the quickest and easiest way to find the latest information on the San Diego Chargers.

Chargersmedia.com allows the media exclusive access to press releases, a downloadable version of the team's media guide, feature clips, etc. as well as the ability to request game credentials. Credential requests must be submitted by the sports director, sports editor or photo editor to be considered.

Press Will Call

Press Will Call is located at Gate H and opens four hours prior to kickoff.

Media Telephones

Media wishing to obtain a dedicated phone line in the press box should contact Gary Brashear of San Diego Sports Communications at (619) 281-1500.

Press Box

The telephone number in the Qualcomm Stadium press box is (619) 641-5160. The press box is equipped with WiFi technology. Contact the Chargers' PR staff for additional support.

Ticket Information

The Chargers ticket office at Qualcomm Stadium is located at Gate C. For information, call the Chargers ticket office at 1-877-CHARGERS or TicketMaster at (800) 745-3000.

The Media Guide is a publication of the San Diego Chargers. Copyright © 2014 San Diego Chargers.
Chargers Editorial Offices: 4020 Murphy Canyon Road, San Diego, CA 92123. (858) 874-4500.

DIRECTORY



OWNERSHIP & EXECUTIVE MANAGEMENT

Owner	Alex G. Spanos
Chairman of the Board—President	Dean A. Spanos
Executive Vice President	Michael A. Spanos
Executive Vice President—Chief Executive Officer	A.G. Spanos
Executive Vice President of Football Operations	John Spanos
Executive Vice President—Chief Financial Officer	Jeanne M. Bonk
Executive Vice President of Football Administration—Player Finance	Ed McGuire
Executive Vice President	Jeremiah T. Murphy
Special Counsel to the President	Mark Fabiani
Executive Assistant to the President	Cheri Pedersen
Executive Assistant to the CEO	Yolanda Tyus Tucker

PLAYER PERSONNEL

General Manager	Tom Telesco
Director of Player Personnel	JoJo Wooden
Director of Pro Scouting	Dennis Abraham
Director of College Scouting	Kevin Kelly
Senior Executive	Randy Mueller
Assistant Director of Pro Scouting	Bryan Cox
National Scout	Tom McDonaughey
College Scouts	Donovan Beidelschies, Regis Eller, Chris Hobbs, James MacPherson, Justin Sheridan, Paul Skansi
Pro and College Scout	Travis Lash
Scouting Consultant	Ed Langsdorf
Scouting Assistant	Patrick Ryan
Coordinator of Football Administration	Tricia Campanella
Executive Assistant to Football Operations	Kate Korsos

COACHING

Head Coach	Mike McCoy
Defensive Coordinator	John Pagano
Offensive Coordinator	Frank Reich
Special Teams Coordinator	Kevin Spencer
Linebackers	Joe Barry
Offensive Line	Joe D'Alessandris
Wide Receivers	Fred Graves
Defensive Line	Don Johnson
Strength & Conditioning	Kent Johnston
Tight Ends	Pete Metzelaars
Secondary	Ron Milius
Quarterbacks	Nick Sirianni
Running Backs	Dillie Wilson

Assistant Special Teams	Craig Aukerman
Assistant Offensive Line	Andrew Dees
Assistant Linebackers	Bobby King
Assistant Strength & Conditioning	Rick Lyle
Assistant Secondary	Greg Williams
Quality Control—Defense	Chad Grimm
Quality Control—Offense	Shane Steichen
Special Assistant to the Head Coach—Offense	Mark Ridgley

FOOTBALL STAFF

Head Athletic Trainer	James Collins
Assistant Athletic Trainers	Damon Mitchell, Marco Zucconi
Assistant Athletic Trainer—Physical Therapist	Ryan Juarez
Director of Video Operations	Brian Duddy
Assistant Director of Video Operations	Jason Negus
Video Assistant	Matt LeValley
Director of Player Engagement	Arthur Hightower
Equipment Manager	Bob Wick
Assistant Equipment Manager—Field Manager	Chris Smith
Equipment Assistant	Kevin Duddy
Team Doctors	Dr. Christopher Wahl, Dr. Catherine Robertson, Dr. Calvin Wong

ADMINISTRATION

Controller	Marsha Wells
Assistant Controller	Rich Alexander
Tax Manager	Amy Myers
Accounting Manager	Chrystal Lee
Payroll/Human Resources Manager	Sandy Cordeau
Accounts Payable Coordinator	Grace Parra
Revenue Accountant	Lesley Parker
Senior Vice President—Chief Marketing Officer	Ken Derrett
Executive Assistant	Chelsee Duran
Vice President of Marketing Partnerships & Broadcasting	Denny O'Leary
Senior Manager, Marketing Partnerships & Broadcasting	S. Brandon Ward
Senior Manager, Corporate Partnerships	Chris Lee
Manager, Corporate Partnerships	Zach Gano
Manager, Client Services	Jennifer Bower
Coordinators, Marketing Partnerships	Rachelle Cullum, Johanna Way
Senior Director of Ticket Sales & Services	Todd Paulsen
Senior Manager, Ticket Sales	Steve Pankowski
Account Executives	Lauren Hykes, Meagan Maroney, Ashton O'Halloran
Club Seat Services Coordinator	Rachel Books
CRM/Database Administrator	Jose Virgen
Director of Ticket Operations	Michael L. Dougherty
Ticket Operations Manager	Kris Meerschel
Ticket Operations Assistant	Betsy Pyle
Director of Guest Services	Shirley Weimann
Guest Services Manager	Jim Dwalinski
Club Seat Services Manager	Mekaela Berry
Guest Services Representatives	Janet Carroll, Adam Harris, Joanne Hernandez, Kelcie Hoover, James Navarra
Director of Premium Sales	Quinton Owens
Manager, Suite Services	Marissa Eggers
Managers, Premium Seating Sales	Wes Badorek, Eddie Gomez, Dustin Smalley
Director of Digital Media	Nicoletta Ruhl
Senior Manager, Digital Content	Joel Price
Managing Editor, Chargers.com	Ricky Henne
Producer, Chargers.com	Jordan Beane
Video Editor, Chargers.com	Sam Davis
Creative Services Coordinator	Ina Jung
Director of Public Relations	Bill Johnston
Assistant Director of Public Relations	Scott Yoffe
Corporate Communications Manager	Jennifer Rojas
Media Relations Coordinator	Jamaal LaFrance
Director of Public Affairs & Corporate/Community Relations	Kimberley Layton
Community Relations Assistant/Youth Football Coordinator	Chase Hartman
Community Relations Assistant	Alex Biller
Director of Player Outreach	Dick Lewis
Director of Security	Bill Stetson
Assistant Director of Security—Gameday	Dave Johnson
Director of Stadium/Game Operations & Special Events	Sean O'Connor
Stadium Operations Manager	Tom Carson
Events Manager	Justine King
Director of Business Operations	John Hinek
Business Operations Assistant	John Leatherwood
Receptionist	Georgette Rogers
Facilities Coordinator	Chuck Sandusky
Head Staff Assistant	Paul Chapman
Staff Assistant	JayJay Maniquis



LEADERSHIP

ALEX G. SPANOS

Owner

Alex Spanos and his wife Faye are shining examples of how the American spirit of hard work and determination can pay off for those willing to follow their dreams.

In 1951 at the age of 27, Alex Spanos decided he could no longer support his growing family on \$40 per week working in his father's bakery. So he borrowed \$800, purchased a used catering truck and set out on his own by providing catering and support services for the migrant farm workers in California's Central Valley.

From those humble beginnings, Spanos' tireless work ethic built one of the leading real estate and development companies in the industry, and today he is the patriarch of one of the most accomplished and philanthropic families in the United States.

A.G. Spanos Companies builds multi-family housing and master planned communities and is one of the nation's largest family-owned builders. Alex Spanos' personal commitment to quality and integrity is now carried on by his family in the daily operation and management of the San Diego Chargers as well as the companies that bear his name.

Spanos made family part of his formula for business success. The A.G. Spanos organization, including the Chargers, is a family-run operation. Alex turned over the day-to-day operations of the Chargers to his oldest son, Dean, in 1994, 10 years after purchasing the team on Aug. 1, 1984. Today he enjoys retirement and watching his sons, Dean and Michael, along with grandsons A.G. and John guide the Chargers as they celebrate the 30th anniversary of the family's ownership.

Spanos' amazing journey and his passion for giving back is outlined in his autobiography, "Sharing the

Wealth: My Story," a compelling first-hand account of the events and decisions in his life that became his basic fundamentals for success.

Spanos' community spirit and generosity are renowned. Few can match the benevolence and philanthropy that Alex and Faye have shown through their support of deserving institutions and community-service



Chargers Owner Alex Spanos and his wife Faye will celebrate 66 years of marriage in 2014. Spanos purchased the team in 1984.

efforts. One of his more generous contributions resulted in the opening of the Alex G. Spanos Heart & Vascular Center in Sacramento. San Diegans have Spanos to thank for the huge economic windfall of two Super Bowls (1998 and 2003) and a Republican National Convention to San Diego. In addition to the millions of dollars donated by Spanos and the Chargers Community Foundation, which he established, the Spanos family has delivered more than \$12 million to help San Diego's youth by supporting education

as well as health and fitness programs.

In 2008 the President of the Republic of Greece, Mr. Karolos Papoulias, awarded Spanos the Medal of the Commander of the Order of Honor. The honor came in recognition of his many contributions to the birthplace of his parents.

These acts of caring demonstrate the commitment of a man whose rags-to-riches story has been an inspiring example for others. Though his life has taken him places he never dreamed possible, Spanos continues to reside in his hometown of Stockton, California.

Alex and Faye are celebrating 66 years of marriage in 2014. And they will celebrate with their four children – Dean, Dea, Alexis, Michael and their spouses – 15 grandchildren, and five great grandsons.

DEAN A. SPANOS

Chairman of the Board — President



Under the leadership of Chairman of the Board-President Dean Spanos, the San Diego Chargers have become one of the NFL's most respected franchises. Spanos has provided critical direction and resources while building a winning, family environment that has led to consistency and success.

Over the past decade (2004-13), the Chargers won 104 games (playoffs included), including five AFC West championships (2004, 2006-09) and four playoff games. Only three teams won more games during that span.

Most recently, Spanos oversaw one of the largest transition periods in franchise history. Last year he brought in new leadership for the football team, hiring Tom Telesco and Mike McCoy to serve as the team's new general manager and head coach, respectively. The moves transformed the Chargers' front office from one of the NFL's oldest to the youngest. Telesco (41), McCoy (41) and Chief Executive Officer A.G. Spanos (36) remain the youngest leadership trio in the League.

The additions of Telesco and McCoy have brought new energy and optimism to the organization and its fan base. Spanos' hires built the roster and led the team back to the playoffs as well as a dominating 27-10 victory on the road against the favored Cincinnati Bengals in the Wild Card playoffs.

Spanos' leadership is felt throughout the National Football League as well as all Spanos corporate entities. As a member of the Management Council Executive Committee (CEC), he played an integral role in negotiating the NFL's current labor agreement prior to the 2011 season. He serves as chairman of the NFL's Business Ventures Committee, which has oversight regarding various league commercial activities, including consumer products, sponsorship, events, marketing and new business initiatives. He also serves on the League's International and Legislative Committees.

Spanos became President of the Chargers early in 1994, the same year the team culminated its most memorable season in team history with an appearance in Super Bowl XXIX. In addition, he also serves as President of the A.G. Spanos Companies. Dean and his brother, Michael, oversee all construction operations nationwide.

Spanos' commitment to San Diego and the team is undeniable. He has dedicated more than 12 years of hard work and millions of dollars to develop a plan to give San Diegans a modern Super Bowl-quality stadium and secure a long-term home for their football team. The reason for this bond: Dean, his wife Susie, and their two sons, A.G. and John, proudly have called San Diego home for 30 years.

Spanos' efforts to build a special relationship between the team and its fans have helped the Chargers become one of San Diego's most popular and talked-about institutions. These efforts were acknowledged in 2006 when the Chargers were named the League's most fan-friendly team by Fans-Voice.com. Nothing grabs the attention of San Diegans like the Chargers, whose games have become the highlight of weekends during the season. Television ratings of games are unsurpassed while day-to-day news of the team dominates local talk shows and newscasts.

TRADITION OF GIVING

Spanos has continued the long-standing tradition of community service and support established by his father Alex Spanos. His family is recognized as one of pro football's most philanthropic families and one of Southern California's most active and caring contributors. Their financial and emotional support of youth sports and education in San Diego is unmatched.

Most recently Spanos pledged \$500,000 to UC San Diego to support a new Athletic Performance Center. The gift will support the expansion of the existing Alex G. Spanos Training Facility, the Chargers' former training camp home, which will be renamed the Alex G. Spanos Athletic Performance Center. The additional gift raises the value of the family's support of the institution to more than \$1.6 million.

"I'm proud to be able to support UC San Diego Athletics and the university where our family, the Chargers and Chargers fans have so many great memories," said Spanos. "The donation will continue my father's legacy of giving to the university while helping to provide an athletic experience on par with the school's first-class academic experience."

The Chargers Community Foundation continues to be a leader in assisting schools, honoring volunteers, supporting youth sports and aiding critical causes important to the community. The Foundation and the Spanos family have provided nearly \$12 million to support a wide range of services and resources for programs directly affecting youth and families in San Diego County.

The Foundation's largest ongoing program, Chargers Champions, was created in 1999 specifically to help San Diego County's schools and students. The program has provided more than \$5 million in direct assistance to local schools, teachers and students. The focus of Chargers Champions is to improve the fitness levels of students in the county. It provides grants directly to San Diego County schools for fitness, nutrition and athletic programs on area campuses.

A prime example of the family's huge heart for San Diego was on display when the entire Chargers community was shaken by the sudden passing of former Chargers linebacker Junior Seau in 2012. Dean and his wife Susie hosted a "Celebration of Life" for Seau in Qualcomm Stadium. The event was seen and heard live by more than 150,000 San Diegans, making it possible for a grieving community to come together, heal and pay tribute to one of San Diego's native sons.

Although such examples of Spanos' largesse are too many to count, a number stand out. In 2000, local student-athletes received a giant boost when the Spanos family and Chargers Community Foundation supplied the initial funding to organize the first-ever freshman football and girls volleyball programs in the 18 San Diego City high schools. This major public-private partnership created more than 1,000 extracurricular opportunities for students.

Youth football in San Diego has known no greater champion than the Spanos family and the Chargers. Their support of the California Interscholastic Federation's (CIF) annual high school football championship games allows the games to be played in Qualcomm Stadium. The Alex Spanos All-Star Classic, the longest-running high school all-star football game in California, is another example of their support. This devotion to youth football led the national Pop Warner organization to name the Chargers its 2007 NFL Team of the Year.

In 2007, when wildfires ravaged San Diego County for the second time in five years, Spanos jumped to the forefront with a \$1 million donation to aid affected families and the recovery effort. He made an identical \$1 million contribution immediately following the wildfires that hit the community in 2003.

Spanos also is a staunch supporter of San Diego's police, fire and sheriff's departments. Thanks to his generosity, Critical Communications Centers have been upgraded and mobile command units for the police department have been purchased. Spanos' financial support enabled local agencies to purchase wildfire fighting gear as well as other fire-fighting equipment. And in response to an increase in child abduction cases, Spanos hosted and paid for critical law enforcement training classes for the sheriff's department.



Spanos continues to be a major force in San Diego's business and civic communities. He has been a top contributor to Rady Children's Hospital, the San Diego Blood Bank, the Huntington's Disease Society of America, San Diego State University's Campanile Foundation, University of San Diego, STAR/PAL, the San Diego Police Foundation, the San Diego Hall of Champions and the San Diego High School Sports Association.

Dean and Alex Spanos secured Super Bowl XXXII (1998) for the City of San Diego, a huge economic benefit for the community. Super Bowl XXXVII in January 2003 brought more than \$300 million to the San Diego economy and marked the second time in five years that the San Diego region enjoyed the financial windfall of hosting a Super Bowl.

COMMUNITY HONORS

Honors for their generosity come frequently to Dean and Susie.

In 2014, the Spanos family received the Outstanding Community Service Award among all family-owned businesses by the San Diego Business Journal.

The Make-A-Wish Foundation presented the team with its Wish-Granting Partner of the Year Award while the California State Athletic Director's Association presented the Chargers with its President's Merit Award, both in 2012. The Rotary Club of San Diego also presented Spanos and the Chargers organization with its prestigious Heilbron Award, given to companies that "exemplify the pay it forward spirit – that give of themselves and their professional expertise to advance the well-being and success of others in the community."

They received the 2012 Herb Klein Spirit of San Diego Award from the San Diego Regional Chamber of Commerce at the organization's annual awards dinner. In 2011 the Salvation Army recognized Spanos and the Chargers' dedication to helping San Diego's homeless citizens during their annual Golden Bells ceremony.

In 2010, the Association of Fundraising Professionals recognized Spanos and the Chargers as San Diego's Outstanding Philanthropic Corporation, one of the most prestigious awards for community service.

"I'm fortunate to be in a position to help people and organizations that need and deserve our support. My family is proud to be a part of the San Diego community," Spanos said upon receipt of the honor.

The American Diabetes Association honored Spanos at its annual Fathers of the Year Dinner in 2010. In 2007, the local Salvation Army named Dean and Susie as their Most Valuable Philanthropists.

In 2006 President George W. Bush appointed Spanos as a Board of Trustees member of the John F. Kennedy Center for the Performing Arts. That same year he was the honored recipient of the Golden Achievement Award from the Boys & Girls Clubs of San Diego and Junior Achievement of San Diego inducted him into its Hall of Fame for his community leadership and specifically for his support of youth education initiatives.

The Warner Award, the top honor of the national Pop Warner football organization, was bestowed on him for his commitment to youth football and its Little Scholars education initiative in 2005. The San Diego Chapter of the National Football Foundation also presented Spanos with its highest honor, the Distinguished American Award. In 2004, the Police Historical Society presented him with their first Cota Award for community philanthropy and support of law enforcement. Dean and Susie received the Harold Leventhal Community Service Award in 2003, the top national award of the Huntington's Disease Society of America.

Spanos has the unique distinction of being a second-generation recipient of the renowned Ellis Island Medal of Honor, so honored in 2002, 16 years after his father was similarly honored. He was also inducted into the DeMolay International Alumni Hall of Fame in 2002. DeMolay International is an organization dedicated to preparing young men to lead successful and productive lives.

In 2001, the San Diego Hall of Champions Sports Museum presented Dean and Susie with its Community Champions Award, the Hall's most distinguished award.

Dean Alexander Spanos was born in Stockton, California. He earned varsity letters in football and golf at Lincoln High School in Stockton. Dean later received Lincoln High School's Hall of Fame Award, which honors alumni whose contributions and accomplishments are representative of the school. He was recognized for his achievements in the areas of business and athletics. Spanos continued his golfing career at the University of the Pacific in Stockton, graduating in 1972 with a degree in business administration. He maintains close ties with his alma mater, having served as a regent at the university.

An avid golfer since his college years, Dean has been on the winning team in five Pro-Am tournaments, including back-to-back wins in 1990 at the Bob Hope Chrysler Classic and the AT&T National Pro-Am at Pebble Beach with partner Hubert Green. He successfully defended his title at the Hope Classic in 1991. Spanos' first win came with Green at the 1985 Bing Crosby Pro-Am at Pebble Beach, where he was awarded the "Most Valuable Amateur" trophy for supplying the most help to his professional partner. Later that year, his second win came in the 1995 Senior Players Reunion Pro-Am in Dallas, where he teamed with San Diego native Billy Casper.

Susie received the prestigious Celebration of Life Award in 2011 from the American Cancer Society. She is a spokeswoman for the NFL's cancer campaign and is a breast cancer survivor. She also was honored as a "Woman of Dedication" by the Salvation Army in 2001 and has been named the Woman of the Year by the San Diego Leukemia Society for her philanthropic work in the community.

Susie works with and serves on the boards of many charitable organizations in San Diego, including the San Diego Women's Foundation. She is on the board of the Village Garden Club of La Jolla and an advisory member of Las Patronas, one of San Diego's leading non-profit organizations. Susie has been a driving force in supporting the San Diego Blood Bank and its umbilical cord blood program, helping the Chargers' annual blood drive become one of the most successful in the nation.

Dean and Susie's eldest son, A.G., is the Chargers' Executive Vice President – Chief Executive Officer. Previously he spent three years as the team's executive officer and five years as the team's director of marketing programs and business development. A.G. is a graduate of the business school at the University of Southern California. Prior to joining the Chargers full-time in 2001, he interned in the NFL Europe office in London and at the NFL office in New York. As a freshman, A.G. attended Tufts University in Medford, Mass., where he was a member of the football team. In high school, he earned five varsity letters as a two-sport athlete (basketball and football) at La Jolla Country Day School. A.G. and his wife Kamri make their home in La Jolla.

Son John was recently elevated to Executive Vice President of Football Operations for the Chargers. Previously he was the director of college scouting for five seasons after serving as assistant director as well as a pro and college scout. John graduated from Wake Forest University with a degree in business in 2002. He also interned one summer and upon graduating worked one year at the NFL Management Council's office in New York. While at The Bishop's School in La Jolla, John lettered in football, basketball and golf and played on three CIF championship teams. John and his wife Jodie reside in La Jolla.

EXECUTIVE STAFF



CHERI PEDERSEN
Executive Assistant
to the President

MICHAEL A. SPANOS

Executive Vice President



Michael A. Spanos is executive vice president of the Chargers. In that capacity, he assists in financial and management matters pertaining to the team. Michael joins his brother – team President Dean Spanos – in steering the direction of the organization, including the on-going effort to bring a new stadium to the San Diego region.

As president of the A.G. Spanos Companies, Michael is responsible for the company's planning and development activities around the country. He monitors and oversees the office divisions in states where the company builds and

develops. His responsibilities also extend to the areas of property management, land acquisition and preparation of all plans for future direction, growth and construction of the company's multi-family communities and land development activities. From the company headquarters in Stockton, Michael travels regularly across the country to monitor and manage building projects.

Born in Stockton, California, he attended Lincoln High School and graduated from the University of the Pacific, with a bachelor's degree in business administration. In 1989, Michael was appointed to the Board of Regents at the University of the Pacific, where he served for five years. Michael continues to contribute both his time and resources to the development and support of charitable projects involving youth sports and education. He and his wife, Helen, have five children and reside in Stockton.

A.G. SPANOS

Executive Vice President – Chief Executive Officer



A.G. Spanos oversees the day-to-day business operations of the San Diego Chargers, including marketing, sales, public relations, digital media and community relations. He also represents the organization at all NFL and ownership meetings.

Spanos was named executive vice president–chief executive officer in July 2011 after serving three years as executive vice president—executive officer (2008-10) and five seasons as the team's director of marketing programs and business development (2003-07).

The 2013 season was particularly gratifying for Spanos as it culminated with the team's first trip to the playoffs since 2009. Along the way, Spanos spearheaded a celebration of the 50th Anniversary of the Chargers' 1963 AFL Championship, including commemorating that championship team by adding it to the Ring of Honor at Qualcomm Stadium during Alumni Weekend festivities.

The Chargers' bond with its fans and the San Diego community is always top of mind for Spanos, and the 2013 offseason yielded several key examples. In an effort to drive attendance, build a stronger home-field advantage and help minimize local television blackouts, Spanos rescaled the stadium's ticket prices and lowered the price of nearly 10,000 season seats. It was the second time in three years that he lowered ticket prices. His decision to lower the price of 6,500 seats going into the 2011 season proved successful as it provided Chargers fans with more of the most affordable NFL tickets in the country, while also easing the path to additional sellouts and live local telecasts.

Spanos works closely with the team's customer service, stadium and security partners, continually searching for new ways to enhance Chargers fans' game-day experience and improve the team's Fan Conduct Program. In the last year, he commissioned a series of fan forums and focus groups designed to seek new and better ways to improve that fan experience. Fan behavior is a strategic priority for the NFL and the Chargers. During the NFL's unannounced stadium security checks of all 32 venues in 2011, the Chargers had the most outstanding review and ranked first among all teams in the League's "Fan Conduct Best Practices" audit and every year since, the Chargers have received the highest compliance rating with the League's "Fan Conduct Best Practices."

For the Chargers' most-valuable customers, Spanos has led several initiatives that have created more value for season ticket members. In fact, he played a lead role in recently re-branding the team's "Season Ticket Holder" relationship as the "Season Ticket Member" program. Every season ticket member now has a dedicated customer service representative in the team's ticket office who is directly available to assist them with any issues or questions they may have, and he helped launch a new season ticket member website in which every member has a personalized web page specifically for their season ticket account.

In 2013, Spanos recognized the team's newest season ticket members by hosting the first-ever "Rookie Season Ticket Member" recognition event. It took place on the field at Qualcomm Stadium and featured top executives from the team along with the Chargers' top rookies from 2013, including D.J. Fluker and Manti Te'o. And to reward and thank the Chargers' most loyal customers and returning season ticket members, whom Spanos frequently refers to as the team's "life blood," he created the most attractive list of benefits ever available, including exclusive events with the team at Training Camp and Qualcomm Stadium, exclusive fan forums with players and key personnel, behind-the-scenes tours, and once-in-a-lifetime prize packages and opportunities.

Another prime example of Spanos' out-of-the-box thinking took place in June 2013, when the team designated Monday, June 10, "Thank You San Diego Day." On that day, the entire organization ventured out in groups throughout San Diego County, spending an afternoon thanking fans and San Diegans for their support, while sharing the team's excitement for the coming season. The event drew rave reviews from the local citizenry, as well as local and national media outlets, further cementing the bond between the team and its fans.

In an effort to quench Chargers fans' unending thirst for information about their team, Spanos created the organization's first digital media department in 2012. The department has been instrumental in providing an endless supply of unique content available only on the team's official website, Chargers.com, while expanding the Chargers' social media footprint. Recognizing the benefits of producing web and television content in-house, Spanos led the effort to construct a new television and editing studio at a recently-expanded Chargers Park.

Continued next page



Early in his Chargers career, Spanos had a hand in a couple of big-picture endeavors that helped to establish his footprint. Catapulting off the team's successful foray into the dot-com world, Spanos founded Chargers Auction in 2002. It was an undertaking in which fans could bid on official Chargers merchandise and team-worn memorabilia online. The program, which still continues today, has been a huge success with more than \$530,000 being raised for local charities. And in 2007, Spanos led the charge to develop and introduce a new logo and marks for the Chargers, including new uniforms. Six years later in 2013, he helped implement some minor tweaks to the uniforms, designed to enhance the color scheme.

Taking a cue from his father and grandfather before him, Spanos has continued the Chargers' long-standing tradition of community support and involvement. He serves on the Executive Committee and the Board of Directors for the San Diego Hall of Champions Sports Museum and he is a Trustee for the San Diego Sports Commission. He also serves on the Board of Directors for the San Diego Regional Chamber of Commerce and the YPO Coastal San Diego Chapter. Previously, Spanos served on the board of the San Diego Police Foundation and he continues to work with the organization. He has also co-hosted a pair of fundraisers – The Courage & Hope Gala for the Alzheimer's Association in September 2013 and the Teaming Up Against Cancer Gala and Golf Tournament for the American Cancer Society in June 2014.

Now a top executive with the Chargers, Spanos has been asked to accept a number of community honors on behalf of the Spanos family and the team. In April, he accepted the San Diego Business Journal's Community Service Award at the Family-Owned Business Awards. He also previously accepted the Make-A-Wish Foundation's Wish-Granting Partner of the Year Award, the President's Merit Award from the California State Athletic Director's Association and the Heilbron Award from the Rotary Club of San Diego. The latter is an award given to companies "that exemplify the pay it forward spirit – that give

of themselves and their professional expertise to advance the well-being and success of others in the community."

Spanos also has been recognized individually for his business acumen, achievements and community leadership. In 2010, Greek America Magazine named him one of their "Top 40 Under 40."

Spanos was born in Stockton, Calif., and he attended La Jolla Country Day School in La Jolla, Calif., where he lettered in football and basketball. He played football as a freshman at Tufts University in Medford, Mass., before returning to California to continue his education at the University of Southern California. There, he earned a bachelor's degree in marketing from the Marshall School of Business. Before joining the Chargers full-time in 2001, Spanos assisted the director of strategic planning for NFL Europe's London office, analyzing market research for the entire league, and while a student at USC, he spent a summer at the NFL office in New York assisting the business operations department. Spanos also spent one summer completing an internship at KFMB-TV, the CBS affiliate in San Diego, as a production manager.

Spanos and his wife, Kamri, reside in La Jolla. He is the oldest son of Chairman and Team President Dean Spanos and his wife Susie.

EXECUTIVE STAFF



YOLANDA TYUS TUCKER
Executive Assistant
to the CEO



JOHN SPANOS

Executive Vice President of Football Operations

John Spanos enjoyed quite a first season as the Chargers Executive Vice President of Football Operations. The Bolts returned to the playoffs for the first time since 2009 and won an AFC Wild Card Playoff game in Cincinnati to advance to the Divisional Round where they faced eventual AFC Champion Denver in the first-ever playoff meeting between the two teams.

Spanos was elevated to his current post in 2013 and he immediately put his fingerprints on the organization as he was a key member of the selection committee that was responsible for the hiring of both General Manager Tom Telesco and Head Coach Mike McCoy.

As executive vice president of football operations, Spanos works closely with team President Dean Spanos in overseeing the football operations of the Chargers. He represents the team at all league and management council meetings, while continuing to play a role in player personnel, evaluation of pro and college players, as well as assisting in player contract negotiations and managing the salary cap.

With Spanos helping guide the direction of the football team, the Chargers have strived to build through the draft, while selectively bringing in some top-tier free agents, most notably running backs Danny Woodhead and Donald Brown, outside linebacker Dwight Freeney, left tackle King Dunlap and most recently, former Kansas City Chiefs cornerback Brandon Flowers.

Spanos has risen through the ranks of football operations for the Chargers and the 2014 season will mark his 19th year in the NFL and his 16th with the team. Prior to ascending into his current role as executive vice president of football operations, Spanos worked his way up as a pro and college scout (2003-05), assistant director of college scouting (2006-07) and director of college scouting (2008-12), and he currently serves on the board of directors for National Football Scouting. During Spanos' tenure as director of college scouting, the Chargers added a number of players through the draft who have played key roles in the Bolts' return to prominence. They include running back Ryan Mathews, linebacker Donald Butler, safety and special teams ace Darrell Stuckey, defensive ends Corey Liuget and Kendall Reyes, outside linebacker Melvin Ingram and tight end Ladarius Green.

In his current role as executive vice president of football operations, Spanos is still one of the key decision makers when it comes to the draft and he's one of a select few in the team's "war room" on draft day. With Spanos' input, the 2013 NFL Draft brought another outstanding group of players to San Diego that included D.J. Fluker, Manti Te'o and two-time NFL Rookie of the Year recipient Keenan Allen.

Spanos first started working for the Chargers in 1995. While in high school, he worked summers as an assistant in the team's football operations office. From 1998-00 he worked under the direction of Ed McGuire, who schooled him in contract negotiations and managing the salary cap.

Spanos has continued to work closely with McGuire and they have done a tremendous job managing the salary cap while retaining some of the

team's top players. This includes negotiating lengthy contract extensions for several All-Pro players, including quarterback Philip Rivers, tight end Antonio Gates, center Nick Hardwick and running back LaDainian Tomlinson. This offseason, the Chargers again made headlines by re-signing both Donald Butler and Darrell Stuckey to multi-year contracts, supporting the team's philosophy of retaining its own key players.

In addition to his work with McGuire, Spanos served two stints in the NFL's Management Council office from 2001-03. It is the department in New York that is responsible for drafting, negotiating and enforcing the League's Collective Bargaining Agreement. There he learned a wide range of League procedures, including reviewing new player contracts and assisting in the League's salary cap reconciliation process.

In 2008, Spanos further expanded his business acumen when he was among a select list of NFL executives invited to participate in the NFL's Executive Education Program at the Stanford Business School in Palo Alto, California.

Locally, Spanos serves on the Athletics Board at the University of California-San Diego (UCSD), where the Chargers held training camp for 27 seasons from 1976-02.

Spanos' achievements have been recognized beyond the reach of the National Football League. In June 2010, he was named one of the "Top 40 Under 40" Greek-Americans by Greek America Magazine. The acknowledgment came in recognition of his achievements in both business and community leadership.

Spanos was born in Stockton, California. He attended The Bishop's School in La Jolla where he lettered in football as a wide receiver and defensive back. He also lettered in golf and basketball, and was a member of three CIF championship teams. After Bishop's, Spanos attended Wake Forest University, graduating with a degree in business.

John and his wife, Jodie, reside in La Jolla.



JEANNE M. BONK

Executive Vice President — Chief Financial Officer

Bonk joined the Chargers in 1991 as CFO and oversees the team's day-to-day financial operations. She is also a member of the negotiating team for a new stadium in San Diego.

Bonk gained business and accounting experience with the international accounting firm Price Waterhouse (1983-91) and was a senior audit manager when she joined the Chargers.

Bonk graduated with honors from the University of San Diego in 1983 with a Bachelors in Business Administration. She majored in accounting and is a Certified Public Accountant.

Born in Covina, Calif., Bonk attended Mater Dei High School in Santa Ana and was inducted into the Mater Dei High School Ring of Honor in 2011. She is a member of the American Institute of CPAs and the California Society of CPAs. She sits on the San Diego Diocesan Finance Council and the San Diego Humane Society's Audit Committee. Bonk previously chaired the Finance Committee of Cathedral Catholic High School for six years.

Jeanne and her husband, Jim, reside in Bonita, Calif.



ED MCGUIRE

Executive Vice President of Football Administration—Player Finance

In his 27th NFL season and 17th with the Chargers, Ed McGuire has enjoyed a steady ascent since joining the team in 1998. He most recently was named Executive Vice President of Football Administration—Player Finance in January 2013. McGuire serves as the club's chief negotiator and manages the salary cap, while overseeing compliance of NFL and Collective Bargaining Agreement rules. He has been a member of the NFL Player Insurance Trust since 2002.

McGuire's previous roles with the Chargers include coordinator of football operations (1998-00), vice president of football operations (2000-06), executive vice president of football operations (2007) and executive vice president of football operations—assistant general manager (2008-12).

In 2004, he negotiated an eight-year contract extension for 2006 NFL MVP and two-time NFL rushing champion, LaDainian Tomlinson. At the time, the deal was the largest contract ever signed by a running back in NFL history,

and in 2009, McGuire negotiated Philip Rivers' six-year, \$92 million contract extension, the largest player contract negotiated in team history.

McGuire joined the Chargers after serving as the senior manager of labor operations for the NFL's Management Council from 1996-98. He was the league's manager of player personnel from 1991-96 and originally joined the NFL in 1987 as a player personnel analyst. McGuire also worked in the personnel department for the United States Football League from 1984-86.

During his tenure in the National Football League office, McGuire became a leading expert on the NFL's salary cap and Collective Bargaining Agreement, which was created in 1993 between the NFL and the NFL Players' Association.

Born in Riverhead, New York, McGuire graduated with a degree in athletic administration in 1984 from St. John's University in Jamaica, New York. He played football and baseball at Riverhead High School.

McGuire is a member of the Board of Directors for the Jacobs & Cushman San Diego Food Bank.

McGuire and his wife, Jane, have two children—son Kevin and daughter Shannon—and reside in Rancho Bernardo.



JEREMIAH T. MURPHY

Executive Vice President

Although he retired in 2009, Murphy remains as an advisor to the Spanos Companies' Board of Directors and works on special projects for the team. Murphy has been a highly-respected leader in the Spanos organization since 1982.

A retired captain in the U.S. Air Force, Murphy graduated with a degree in

business from Bernard Baruch College in New York City in 1966. He is a member of the American Institute of CPAs and the California Society of CPAs, and worked from 1971-82 as a senior partner at Bowman and Company, a Stockton, California CPA firm.

Murphy was born in New York, NY. He, and his wife, Sandra, reside in Stockton. Son, Greg, married Maggie Dooley in 2014 and they too reside in Stockton. Daughter, Tara, resides in San Diego, as does daughter, Lisa Stevenson, her husband, Mark, and Murphy's two granddaughters, Alisha and Morgan.



MARK FABIANI

Special Counsel to the President

Mark Fabiani joined the Chargers in 2002. His primary function is to work with the greater San Diego community to explore opportunities for a new state-of-the-art football stadium in the San Diego region.

Since joining the Chargers, Fabiani and his La Jolla-based firm, Fabiani & Lehane LLC, has taken the lead in working with taxpayers and fans to create a publicly-acceptable solution to the stadium issue. He also has managed the grassroots effort to solicit ideas from the community.

In 2000, Fabiani served as the deputy campaign manager for communications and strategy for former Vice President Al Gore's presidential campaign — the closest presidential election in modern history. He was responsible for coordinating the campaign's communications and media strategies and tactics, including the Vice President's post-election Florida vote count effort. Fabiani also served as the campaign's chief spokesperson, appearing daily on national television broadcasts.

Prior to serving under Gore, Fabiani held the position of special counsel to President Bill Clinton from 1994 through the '96 presidential campaign. Fabiani provided legal, communications and political counsel to the President and First Lady of the United States on allegations and investigations of White-water and other related matters. As part of his duties Fabiani produced and communicated the legal, legislative, and political responses to inquiries

from the media, Capitol Hill and investigative agencies. In this role, Fabiani also served as the White House's principle spokesperson before the national media, appearing regularly on major news shows.

Fabiani's experience with complex problem resolution also includes four years of service as deputy mayor of Los Angeles and chief of staff to Los Angeles Mayor Tom Bradley. In that post, he managed political strategy, media relations, policy analysis and an executive staff of 129 for the mayor. Fabiani directed day-to-day interaction between the mayor's office and the media, general managers of city departments, the City Council, and the city's principle private sector companies and public sector institutions.

Fabiani, who graduated cum laude from Harvard Law School in 1982, also has served in senior positions at the United States Department of Justice and the Department of Housing and Urban Development. As a deputy assistant attorney general at the Justice Department, he was responsible for policy development for the Attorney General. As deputy assistant secretary at HUD, Fabiani implemented the federal government's Empowerment Zone Initiative for urban revitalization.

Fabiani's firm, Fabiani & Lehane LLC, provides strategic advice and tactical execution to companies and individuals facing complex financial, marketing, communications and legal challenges.

Fabiani was born in Ellwood City, Pennsylvania. He earned a bachelor's degree in philosophy from the University of Redlands. Fabiani and his family have resided in the San Diego area since 1996.

CHARGERS IN POWER BLUES



Philip Rivers

The Chargers "Power Blue" / powder blue jerseys first reappeared in 1994 during the NFL's 75th Anniversary Season. Since then, the Chargers have worn their alternate jersey 26 times, posting a 15-11 record in those games. The team redesigned its uniform in 2007, introducing a new version of the powder blue alternate jersey, and the team is 10-6 in the most current version. From 1994-06, Chargers wore their "Throwback" jerseys, modeled after uniforms worn by 1963 AFL Championship squad, 10 times and posted a 5-5 record.

Date	Opponent	W-L	Score	Date	Opponent	W-L	Score
10/09/94	Kansas City	W	20-6	12/04/08	Oakland	W	34-7
12/05/94	LA Raiders	L	17-24	01/03/09	Indianapolis	W	23-17 OT
10/29/00	Oakland	L	13-15	09/14/09	at Oakland	W	24-20
11/03/02	New York Jets	L	13-44	10/19/09	Denver	L	23-34
09/21/03	Baltimore	L	10-24	11/29/09	Kansas City	W	43-14
10/10/04	Jacksonville	W	34-21	12/05/10	Oakland	L	13-28
10/10/05	Pittsburgh	L	22-24	12/16/10	San Francisco	W	34-7
11/20/05	Buffalo	W	48-10	11/27/11	Denver	L	13-16 OT
10/08/06	Pittsburgh	W	23-13	12/19/11	Baltimore	W	34-14
11/05/06	Cleveland	W	32-25	10/15/12	Denver	L	24-35
10/14/07	Oakland	W	28-14	11/25/12	Baltimore	L	13-16 OT
11/11/07	Indianapolis	W	23-21	10/14/13	Indianapolis	W	19-9
10/12/08	New England	W	30-10	12/01/13	Cincinnati	L	10-17

TOM TELESKO

General Manager

20th NFL Season, 2nd season with Chargers



Tom Telesko's first season in San Diego was a rousing success as he retooled the Chargers' roster through the draft and free agency and enjoyed the results of his and his staff's work as the Bolts went 9-7 in the regular season; earned the team's first playoff berth since 2009, and won the franchise's first postseason game since 2008.

His first big move was suggesting to Chargers President Dean Spanos that they hire former Broncos offensive coordinator Mike McCoy as head coach.

With a promising young and talented head coach on board, Telesko turned his eye to the roster where his keen eye for talent resulted in the Chargers going to the playoffs with a roster that featured 25 players who joined the team prior to or during the 2013 season. Telesko started his tenure with several notable free agent acquisitions, including jack-of-all-trades running back Danny Woodhead, left guard Chad Rinehart and left tackle King Dunlap. An adept pass-catcher out of the backfield, Woodhead went on to set career highs in receptions, yards and touchdowns, while leading the entire NFL in touchdown catches by a running back. Rinehart and Dunlap provided stability along an offensive line that gave up only 30 sacks in 2013, tied for fourth-fewest in the entire NFL. Telesko also was instrumental in bringing Dwight Freeney, Indianapolis' all-time leader in career sacks, to San Diego.

Telesko delivered even more talent to San Diego with an outstanding 2013 draft class. His first pick, right tackle D.J. Fluker, earned all- rookie honors after starting 15 games, including three at left tackle when the team was left short-handed due to injuries. In the second round, Telesko drafted former Notre Dame All-America and Heisman Trophy finalist Manti Te'o, who overcame an early-season foot injury to start the final 13 games of the regular season and finish the year third on the team with 93 tackles. And in the third round, Telesko made perhaps the biggest steal of the entire draft when he chose wide receiver Keenan Allen, who earned a host of post-season honors, including a pair of rookie of the year selections. Allen's accolades came at the conclusion of a season in which he led all NFL rookies in receptions (71), yards (1,046) and touchdown catches (eight). His yardage total also led the team and was the most by a rookie in franchise history, while his 71 catches were second-most on the team and set another franchise rookie mark. Allen's outstanding rookie year wasn't limited to the regular season, as he led the team with eight catches for 163 yards and two touchdowns in the playoffs, including a six-catch, 142-yard, two-touchdown effort in the Jan. 12 Divisional Playoffs at Denver.

Telesko joined the Chargers in Jan. 2013 after spending 15 seasons with the Indianapolis Colts, including 2012 as their vice president of football operations. He oversees all aspects of football operations and player personnel decisions for the Chargers. Hired at the age of 40, Telesko became the youngest general manager in Chargers history.

A native of Buffalo, New York, Telesko started his football journey as a prep standout at St. Francis High School in Athol Springs, N.Y. One of his teammates at St. Francis was David Caldwell, general manager of the Jacksonville Jaguars. In the week leading up to Super Bowl XLVIII, which was co-hosted by New York and New Jersey, Telesko and Caldwell were recognized for their accomplish-

ments on the floor of the New York State Senate by Senator Timothy Kennedy.

"As the nation's eyes turn towards New York and the lead-up to this year's Super Bowl at MetLife Stadium, I rise to honor two western New Yorkers who have worked their way to the top of their respective NFL franchises," said Kennedy. "Tom Telesko, a 1991 graduate of St. Francis High School was introduced last season as the general manager of the San Diego Chargers, while Dave Caldwell from St. Francis class of 1992 was hired as the general manager of the Jacksonville Jaguars. The future is bright for these men and the franchises they lead."

Telesko landed his first NFL job working for Bill Polian, one of the most-successful football executives in NFL history. Telesko was teammates at John Carroll University with Polian's two sons, Chris and Brian. All the while, Telesko spent four summers (1991-94) as a training camp intern with the Buffalo Bills, while the elder Polian was the team's general manager. And when Polian left Buffalo for the general manager's job in Carolina in 1994, he hired Telesko in 1995 to work in the Panthers' scouting department. He later followed Polian to Indianapolis in 1998 and that's where Telesko spent the next 15 NFL seasons, serving as a college scout, pro scout, director of pro scouting, director of player personnel and vice president of football operations. He worked in Indianapolis during Peyton Manning's entire career with the Colts and he was part of the decision-making process that brought quarterback Andrew Luck to the Colts with the first overall pick of the 2012 NFL Draft. Telesko also was involved in drafts with the Colts that featured the selections of four-time Pro Bowl running back Edgerrin James, five-time Pro Bowl wide receiver Reggie Wayne, and Freeney, a seven-time Pro Bowl outside linebacker.

Telesko's tenure in Indianapolis was one of the most successful eras of the franchise's history. The Colts won 115 regular-season games from 2000-09, an NFL record for wins in a decade. From 1998-12, the Colts went 154-86 in the regular season and appeared in the playoffs 12 times, including nine-straight appearances from 2002-10, eight division titles and four second-place finishes. Their 154 wins during those 15 seasons were second-most in the NFL during that span behind New England's 168. The Colts set an NFL record with 12-or-more wins in seven consecutive seasons; they became the first team in NFL history to win at least seven games in a row in five straight seasons, and they won an NFL-record 23 straight regular-season games over the 2008-09 seasons. And their 12 post-season appearances included a victory over Chicago in Super Bowl XLII following the 2006 season and a loss to New Orleans in Super Bowl XLIV after the '09 season. In Telesko's final season with the Colts, the franchise went through one of the most successful turnarounds in NFL history as Luck led the Colts to an 11-5 record and a berth in the wild card playoffs just a year removed from a 2-14 mark in 2011. At the end of the 2012 season, Indianapolis' roster featured 36 new players from the end of the previous year.

Telesko played wide receiver at John Carroll University and he was a starter on the Blue Streaks' Ohio Athletic Conference championship team in 1994. He graduated in 1995 with a degree in business management. He and wife, Larah, have a daughter, Elena, and sons, Thomas and Nicholas.

Tom Telesko's Experience

1995-96 — Scouting Assistant, Carolina Panthers
1997 — Area Scout, Carolina Panthers
1998-00 — Area Scout, Indianapolis Colts
2001-03 — Pro Scout, Indianapolis Colts

2004-05 — Director of Pro Scouting, Indianapolis Colts
2006-11 — Director of Player Personnel, Indianapolis Colts
2012 — Vice President of Football Operations, Indianapolis Colts
2013-14 — General Manager, San Diego Chargers



MIKE MCCOY

Head Coach

17th NFL Season, 2nd season with Chargers

If the 2013 NFL season proved one thing, it's that the San Diego Chargers are in good hands with Mike McCoy at the helm as head coach.

Hired Jan. 15, 2013 as the 15th head coach in team history, McCoy led the Chargers to the playoffs in his first season. At the time of his hiring, McCoy, then 41, was the second-youngest head coach in the NFL and the second-youngest in team history. The Bolts went 9-7 under McCoy and won four straight and five of their last six to close out the regular season, including a thrilling season-ending overtime win against Kansas City that vaulted the Chargers into the postseason. During that stretch, the Chargers defeated Kansas City twice, and Denver and Oakland once each to finish 4-2 in the AFC West. McCoy then led the Chargers to a Wild Card Playoff win in Cincinnati for the franchise's first playoff victory since the 2008 season. The Chargers played appearance in 2013 marked the organization's first since 2009 and McCoy joined Sid Gillman (1960), Don Coryell (1979 – Coryell's first full season), Bobby Ross (1992) and Norv Turner (2007) as the only coaches in team history to lead the Bolts to the playoffs in their first season. Then with his team's win over the Bengals, McCoy became only the third head coach (Ross and Turner) to win his first playoff game.

Even in defeat, McCoy had the Chargers in position to win. Of the team's eight losses in 2013, including playoffs, seven were decided by eight points or less and the team's largest margin of defeat was a 10-point loss in Week 5.

McCoy came to the Chargers from Denver, where he spent the 2009-12 seasons as the Broncos' offensive coordinator. In 2012, he helped the Broncos to their second-highest win total in franchise history (13) and the No. 1 overall seed in the AFC playoffs. The Broncos won 11 consecutive games to end the regular season, the second-longest streak in team history, and became only the seventh Super Bowl-era team to win their final 11 contests.

With McCoy at the helm of the Broncos' offense, Peyton Manning threw a then-team-record 37 touchdown passes, while posting the then-second-best season of his career in yards (4,659) and completion percentage (68.6%). The Broncos ranked fourth in the NFL in total offense and their passing game featured a pair of standout wide receivers, Demaryius Thomas and Eric Decker, who combined to become the youngest receiving duo in NFL history to each top 1,000 yards and 10 touchdowns. Thomas led the way with 1,434 yards and 10 scores on 94 catches, while Decker scored 13 times while hauling in 85 passes for 1,064 yards.

A year earlier in 2011, McCoy had a hand in a storybook season in Denver as he helped the Broncos reach the divisional playoffs after winning their first AFC West title since 2005. The Broncos upset Pittsburgh in the Wild Card Playoffs at Sports Authority Field, with Tim Tebow throwing an 80-yard game-winning touchdown pass to Thomas on the first play of overtime. The success of the season was particularly satisfying for McCoy, who completely revamped Denver's offense into a read-option attack that meshed with Tebow's playing style. The Broncos went on to lead the NFL with a franchise-record 2,632 yards on the ground.

A couple of other Broncos' players who starred while playing under McCoy included wide receiver Brandon Lloyd and running back Willis McGahee. Lloyd led the NFL in receiving yards (1,448) in 2010 and earned his first Pro Bowl selection, while also becoming just the fourth wide receiver in team history to receive Associated Press All-Pro honors. McGahee, meanwhile, rushed for 1,199 yards in 2011 to earn his second-career Pro Bowl selection.

McCoy came to Denver after the 2008 season, becoming Denver's offensive coordinator and quarterbacks coach. In 2009, Kyle Orton set career highs in every major passing category, while wide receiver Brandon Marshall and left tackle Ryan Clady earned Pro Bowl honors. Marshall caught 101 passes in a 2009, tied for third in the NFL, and he set an NFL record with 21 catches in a game against Indianapolis, while Clady added first-team Associated Press All-Pro honors to his Pro Bowl selection. Meanwhile, running back Knowshon Moreno also shined under McCoy, earning all-rookie honors after leading the NFL's rookies in rushing yards, total yards from scrimmage and total touchdowns.

A native of Novato, Calif., McCoy played quarterback at Long Beach State and the University of Utah before signing with the Broncos as an undrafted free agent in 1995. Cut by Denver, McCoy spent his rookie season on Green Bay's practice squad, followed by stops with NFL Europe's Amsterdam Admirals, the San Francisco 49ers, Philadelphia Eagles and Seattle Seahawks. He concluded his playing career with the Canadian Football League's Calgary Stampeders, a Grey Cup finalist, in 1999 and he transitioned into coaching a year later, joining the Carolina Panthers in 2000 as an offensive assistant.

Just four weeks into his first season with the Panthers, McCoy was elevated to quarterbacks coach when the team's position coach stepped down. Underled, McCoy stepped in and helped Steve Beuerlein pass for 3,730 yards, seventh-most in the NFL that season. McCoy would go on to spend nine seasons in Carolina, serving as wide receivers coach (2001), quarterbacks coach (2002-08) and passing game coordinator (2007-08). The Panthers totaled three playoff appearances, two division titles, two NFC Championship Game appearances and a berth in Super Bowl XXXVIII (2003) during McCoy's tenure on the staff.

After working with Beuerlein, McCoy's main student in Carolina became Jake Delhomme, who passed for more than 3,000 yards four times under McCoy's watch. Delhomme enjoyed his best season with the Panthers in 2004, registering personal bests in passing yards (3,866) and touchdown passes (29), totals that both ranked second in Panthers history. A year later in 2005, Delhomme had a Pro Bowl season as he led the Panthers to an 11-5 record and a berth in the NFC Championship Game. McCoy saved some of his best coaching for the 2007 season in Carolina when the Panthers won a franchise-best 12 games in the regular season and earned a first-round bye in the playoffs. Injuries forced the Panthers to start four different quarterbacks (none for more than three games in a row) during the season and Carolina became the first NFL team in 10 years to win at least one game with four different starters at quarterback (Delhomme, David Carr, Matt Moore and Vinny Testaverde).

McCoy and his wife, Kellie, have two children, a daughter, Liv, and a son, Luke.

Mike McCoy's Regular-Season Record as an NFL Head Coach

Year	Team	Div. Finish	W	L	T	Pct.
2013	San Diego	Third	9	7	0	.563

Mike McCoy's Coaching Experience

2000	—	Offensive Assistant & Quarterbacks, Carolina Panthers
2001	—	Wide Receivers, Carolina Panthers
2002-06	—	Quarterbacks, Carolina Panthers
2007-08	—	Quarterbacks & Passing Game Coordinator, Carolina Panthers

Mike McCoy's Postseason Record as an NFL Head Coach

Year	Team	W	L	T	Pct.
2013	San Diego	1	1	0	.500

2009	—	Offensive Coordinator & Quarterbacks, Denver Broncos
2010-12	—	Offensive Coordinator, Denver Broncos
2013-14	—	Head Coach, San Diego Chargers

ASSISTANT COACHES



JOHN PAGANO

Defensive Coordinator
19th NFL Season
13th season with Chargers

The longest-tenured assistant on the Chargers' coaching staff, 2014 will mark Pagano's 13th season with the Chargers and his third as defensive coordinator.

Pagano's defense turned in a number of stellar performances in 2013, highlighted by a team-record streak of 12 consecutive quarters without allowing an offensive touchdown early in the season.

The defense helped the Chargers reach the playoffs as the Bolts went 4-1 in the month of December. The unit again played a key role as the team won its first playoff game since the 2008 season. The area that showed the greatest improvement was in takeaways. In the playoffs alone, the Chargers had a season-high four takeaways against Cincinnati in the wild card play-offs and two more against Denver in the divisional round, adding to a ledger that saw the Bolts record 16 total takeaways in the last eight games of the year (playoffs included), more than double the team's total in the first 11 games of the season.

There were several other key areas of improvement for the defense in the second half of the regular season. The Chargers didn't allow a single team to record more than 400 yards of total offense. The defense got particularly stingy in December, surrendering only 315.8 yards per game, sixth-lowest in the NFL. The Bolts also got stingy on the scoreboard, giving up just 17.6 points per game in December, third-fewest in the NFL. And lastly, the Bolts got down to business by buckling down on third downs, giving up just 37.5 percent of opponent third-down conversions in December. It included a 3-of-8 performance against the New York Giants, a 2-of-9 performance at Denver, a 4-of-13 effort against Oakland and a 6-of-14 showing in the season finale against

Kansas City. That trend continued into the playoffs too as the Bolts held the Bengals to just 10 points and 3-of-12 on third downs in their wild card game.

Third downs have been a big emphasis for Pagano since becoming defensive coordinator. In 2011, the season prior to his taking over, the Chargers allowed a 49.2 percent conversion rate, last in the NFL for the season and the highest percentage in the league since 1995. Under Pagano, the Chargers' defense improved to 42.1 pct. in 2012 and 38.9 pct. last season.

Pagano made an immediate impression in his first season as defensive coordinator in 2012 when the Chargers ranked ninth in total defense and sixth in run defense. The Chargers recorded 38 total sacks in Pagano's first season coordinating the defense, including a team-record-tying 11-sack performance in a Dec. 23 win against the New York Jets. The Bolts scored seven defensive touchdowns in 2012, second in the NFL to Chicago's 12, and two shy of the team record of nine set by the 1961 squad. The 2012 Chargers returned five interceptions and two fumbles for scores.

Pagano originally joined the Chargers in 2002 as the team's quality control coach for the defense and he moved his way up the ranks. He began as an assistant linebackers coach before moving to outside linebackers and then ultimately linebackers coach by himself before moving into the coordinator's role in 2012. In 2010, the Chargers had the NFL's No. 1 ranked defense and the squad was second in the league in sacks. And from 2005-11 when Pagano worked with the team's linebackers, a player from that group led the team in tackles and sacks every season. One of Pagano's star pupils was three-time Pro Bowl outside linebacker Shawne Merriman, the NFL's Defensive Rookie of the Year in 2005 and the NFL's leader in sacks in 2006.

A native of Boulder, Colo., Pagano was an all-state linebacker at Fairview High School. He played at Mesa State from 1985-88, earning a degree in business marketing.

John's older brother, Chuck, is the head coach of the Indianapolis Colts. Both John and Chuck played for their father, Sam, at Fairview High. Sam spent 26 years as the head coach at Fairview, winning three state titles, and he also coached internationally in Taiwan, Germany, France and Italy.

Pagano and wife, Kimberly, have two sons, Jagger and Brody.

John Pagano's Coaching Experience

1989	—	Assistant Coach, Mesa State College
1990-91	—	Graduate Assistant, University of Nevada-Las Vegas
1992-93	—	Asst. Coach, Overland High School, Aurora, Colorado
1994	—	Graduate Assistant, Louisiana Tech
1995	—	Graduate Assistant, University of Mississippi
1996-97	—	Defensive Assistant, New Orleans Saints

1998-01	—	Defensive Assistant, Indianapolis Colts
2002-04	—	Defensive Asst.-Quality Control, San Diego Chargers
2005-06	—	Asst. Linebackers-Quality Control, San Diego Chargers
2007-08	—	Outside Linebackers, San Diego Chargers
2008-11	—	Linebackers, San Diego Chargers
2012-14	—	Defensive Coordinator, San Diego Chargers



FRANK REICH

Offensive Coordinator
23rd NFL Season
2nd season with Chargers

Just one year after joining the Chargers as the team's quarterbacks coach, Reich was elevated to offensive coordinator in 2014.

Reich's rapid ascent was well-deserved, considering the work he did with quarterback Philip Rivers, a Pro Bowl selection in 2013. Working under Reich, Rivers completed a team-record and NFL-leading 69.5 pct. of his passes last season (378 of 544) for 4,478 yards (third-highest of his career) with 32 touchdowns (second-most of his career) and just 11 interceptions for a career and team-record-tying passer rating of 105.5. Rivers also set a team mark for single-season completions (378) and he ended the regular season having thrown a touchdown in 20 straight games, tied for the second-longest streak in team history. The same quarterback who threw 83 touchdowns and 48 interceptions over the last three regular seasons posted nearly a 3-to-1 touchdown-to-interception ratio in 2013 with 32 scoring strikes and just 11 interceptions. Rivers' passer rating in 2013 was nearly 10 points higher than his career rating of 96.0 and his completion percentage was more than five percentage points higher than his 64.4 career ledger. Rivers also had one of his best postseasons as he continued to complete passes at a blistering rate (69.8 pct.), going 30 of 43 for 345 yards with three touchdowns and no interceptions for a 116.9 passer rating.

Frank Reich's Coaching Experience

2006-07 — Coaching Intern, Indianapolis Colts
2008-11 — Offensive Assistant, Indianapolis Colts
2012 — Wide Receivers, Arizona Cardinals

2013 — Quarterbacks, San Diego Chargers
2014 — Offensive Coordinator, San Diego Chargers



KEVIN SPENCER

Special Teams Coordinator
24th NFL Season
2nd season with Chargers

In his first season with the Chargers in 2013, Spencer had two of the NFL's top specialists in his stable. Punter Mike Scifres went the first nine games of the season without a touchback and 30 of his 56 punts (53.6 pct.) landed inside the 20, the highest percentage in the NFL. Kicker Nick Novak also had a memorable season, making a team-record-tying 34 field goals while finishing the year 34-of-37 for a new team record 91.9 percent conversion rate. It included a perfect 11-of-11 from beyond 40 yards.

In addition, two of Spencer's top cover-men, Sevi Ajirrotutu and Darrell Stuckey, had Pro Bowl-caliber seasons. And in early November in Washington, Lawrence Guy and Corey Liuget both blocked field goals, marking the first time since 1975 that the Chargers blocked two field goals in a game.

The NFL's Special Teams Coach of the Year in 2003 as chosen by the league's special teams coaches, Spencer has spent the last 16 seasons coaching NFL special teams in Indianapolis, Pittsburgh, Arizona and San Diego. He won a Super Bowl championship with the Steelers after the 2005 season (Super Bowl XL) and an NFC Championship with Cardinals in 2008. In Indianapolis, rookie Terrence Wilkins returned two punts and a kickoff for

A native of Freeport, NY, Reich grew up in Lebanon, Pa., where his father was a high school coach. Reich played collegiately at the University of Maryland where he engineered the greatest comeback win in college football history. During his senior season in 1984, Reich led the Terrapins to a 42-40 win over the University of Miami in a game that Maryland at one point trailed 31-0. At the time, it was the largest deficit ever overcome in a college game. A year later, the Buffalo Bills selected Reich in the third round of the 1985 NFL Draft. He spent 10 seasons in Buffalo and in 1992 he added to his repertoire by leading the greatest comeback in NFL history. A backup to Jim Kelly with the Bills, Reich was called on to start the Bills' 1992 AFC Wild Card Playoff game against Houston for an injured Kelly and he rallied the Bills from a 35-3 deficit in the third quarter to a 41-38 win over the Oilers that to this day is still the greatest comeback in NFL history.

Reich left Buffalo after the 1994 season, spending one season in Carolina (1995), one with the New York Jets (1996), and two with Detroit (1997-98) before retiring in 1998.

In 2006, Reich accepted a coaching internship with the Indianapolis Colts. He spent two seasons as an intern (2006-07) before the Colts promoted him to offensive assistant in 2008, working with the team's wide receivers and quarterbacks. He had a talented cast in Indianapolis that included Super Bowl MVP and perennial Pro Bowl quarterback Peyton Manning and Pro Bowl wide receiver Reggie Wayne. Reich remained in that role in Indianapolis until 2012 when he moved to Arizona and became the wide receivers coach for the Arizona Cardinals where he worked with Pro Bowl pass-catcher Larry Fitzgerald. He joined the Chargers in 2013.

Reich and his wife, Linda, have three children. His younger brother, Joe, is the head coach at Wingate (N.C.) University.

touchdowns en route to a selection to a number of all-rookie teams. In Pittsburgh, Spencer worked with Antwaan Randle-El, who set a team record with four punt returns for touchdowns during their five seasons together. And in Arizona, Spencer worked with two more talents in LaRod Stephens-Howling and Patrick Peterson. Stephens-Howling led the NFL with 1,542 kickoff return yards in 2010, including scoring returns of 102 and 96 yards, while Peterson tied an NFL record with four punt return touchdowns during his rookie season, becoming only the fourth player in league history with four punt return scores in a season. Peterson also had four punt returns of 80-plus yards to become the first player in NFL history to do so, and a 99-yard punt return for a touchdown in overtime during a game against the St. Louis Rams that was the second-longest in NFL history.

A native of Queens, New York, Reich played football and lacrosse at Springfield (Mass.) College. He earned his bachelor's degree from Springfield and a Master's from Cortland State in 1976. He began coaching as a graduate assistant at Cortland State in 1975. He spent five years as the head coach at Wesleyan (Conn.) University and later began his NFL coaching career with the Cleveland Browns in 1991.

Spencer and his wife, Rosemarie, have two sons, Timothy and Jack.

Kevin Spencer's Coaching Experience

1975-76	— Graduate Assistant, SUNY-Cortland
1976-79	— Assistant Coach, Detroit Country Day High School
1979-80	— Graduate Assistant, Cornell University
1980-81	— Head Coach, Gilman School
1981-85	— Head Freshman Coach, Ithaca College
1986	— Offensive Coordinator, Ithaca College
1987-91	— Head Coach, Wesleyan University
1991-94	— Coaching Assistant, Cleveland Browns

1995	— Special Teams, Oakland Raiders
1996	— Assistant Linebackers, Oakland Raiders
1997	— Defensive Assistant, Oakland Raiders
1998-01	— Special Teams, Indianapolis Colts
2002-06	— Special Teams, Pittsburgh Steelers
2007-12	— Special Teams, Arizona Cardinals
2013-14	— Special Teams Coordinator, San Diego Chargers

**JOE BARRY**

Linebackers
13th NFL Season
3rd season with Chargers

Barry turned in one of his most masterful coaching performances in 2013, working with a unit that was besieged by injuries throughout the season. Starting inside linebackers Donald Butler and rookie second-round draft pick Mani Te'o both missed time due to injury, but finished the year second and third on the team in tackles with 99 and 93, respectively. Projected starting outside linebacker Melvin Ingram spent most of the year on the "Physically Unable to Perform" list due to an offseason knee injury and fellow starting outside linebacker Jarret Johnson missed five games with a host of ailments. As a result of all the injuries, only twice in 2013 did the Chargers start the same four linebackers in consecutive weeks. Still, linebackers were responsible for 16 of the team's 35 sacks, including 4.5 by Thomas Keiser, a practice squad player at the start of the season who went on to lead the linebackers in sacks and quarterback hits (10). Another valuable performer was Reggie Walker, a special teams player for most of his career who started six games

at both inside and outside linebacker and registered the first three sacks of his NFL career and ranked third among the linebackers with 49 tackles.

A native of Boulder, Colo., Barry is a long-time NFL linebackers coach and former defensive coordinator. As a prep, he attended Fairview High School, the same high school as defensive coordinator John Pagano. He played at Fairview for Pagano's father, Sam, who was the head coach. Barry then spent the 1989-90 seasons at the University of Michigan before transferring to the University of Southern California, where he earned varsity letters in 1992 and '93. He graduated from USC in 1994 with a degree in communications.

Barry transitioned to coaching the following year, landing a graduate assistant's job at USC in 1995. He spent five seasons coaching collegiately before landing his first NFL position as a quality control coach with the San Francisco 49ers in 2000. A year later, he was named linebackers coach for the Tampa Bay Buccaneers and in 2002, he won a Super Bowl ring with the Bucs as they defeated the Oakland Raiders, 49-21, in Super Bowl XXXVII in San Diego. The title capped off a season in which the Buccaneers led the NFL in total and scoring defense, and in which linebacker Derrick Brooks was named NFL Defensive Player of the Year. Barry spent six seasons in Tampa Bay before landing the job as defensive coordinator in Detroit during the 2007-08 seasons. He returned to Tampa Bay in 2009 as linebackers coach and has continued coaching the position since.

Barry and his wife, Chris, have two daughters, Camryn and Lauren, and twin sons, Nick and Sam.

Joe Barry's Coaching Experience

1995	— Grad. Assistant, Defensive Line, Southern California
1996-99	— Linebackers, Defensive Ends, Northern Arizona
1999	— Linebackers, Nevada-Las Vegas
2000	— Defensive Quality Control, San Francisco 49ers
2001-06	— Linebackers, Tampa Bay Buccaneers

2007-08	— Defensive Coordinator, Detroit Lions
2009	— Linebackers, Tampa Bay Buccaneers
2010-11	— Linebackers, Southern California
2012-14	— Linebackers, San Diego Chargers

**JOE D'ALESSANDRIS**

Offensive Line
7th NFL Season
2nd season with Chargers

If the NFL had handed out an Offensive Line Coach of the Year Award in 2013, D'Alessandris would have been a leading candidate. Few teams endured as much turnover as the Chargers, as injuries forced him to start seven different combinations of linemen, while playing a total of 17 different combinations on the line at various points of the season. Only seven times did the Bolts' five starting offensive linemen play an entire game together. Despite the revolving door up front, the Chargers made the playoffs by allowing just 30 sacks during the regular season, tied with Chicago for fourth-fewest in the league, and they only allowed 150 yards in losses, which was the second-lowest total in the NFL.

The offensive line also helped the team to the postseason by blocking for more than 100 yards rushing in 12 of 16 regular-season games, including four straight and seven of the last eight to close out the campaign. That stretch

included a regular-season-best 186 yards in the 2013 season finale against Kansas City that vaulted the Bolts into the playoffs.

A native of Alliquippa, Pa., D'Alessandris spent his summers during college working in the city's steel mills before moving on to Western Carolina University where he earned four letters and started three years as a guard. Team MVP and a team captain as a senior, he graduated in 1977 and earned a master's degree from WCU two years later. While working toward his master's, he began coaching as a graduate assistant. That led to his first full-time job as the offensive line coach at Livingston University in 1979. Since then, D'Alessandris has spent the last 37 years as a coach and the 2014 season will mark his 36th year coaching the offensive line.

D'Alessandris landed his first NFL job with Kansas City in 2008. A year later, guard Brian Waters was voted to his first-career Pro Bowl and running back Jamaal Charles recorded his first-career 1,000 yard season.

In 2010, D'Alessandris moved on to Buffalo where he coached until 2012. In 2011, the Bills led the NFL in fewest sacks allowed (23), which was also third-fewest in team history during a 16-game season.

D'Alessandris and his wife, Toni, have three children: Kelly, Emily and Anna. Anna is married to Allen Thomas and they have a son, Maxwell.

In 2010, he was inducted into the Beaver County (Pa.) Sports Hall of Fame and the Center High School Hall of Fame.

Continued next page

Joe D'Alessandris' Coaching Experience

1977-78	— Graduate Assistant, Western Carolina	1994	— Offensive Line, Texas A&M
1979-82	— Offensive Line, Livingston University	1995	— Offensive Line, Memphis (Canadian Football League)
1983	— Offensive Coordinator & Off. Line, Livingston University	1996	— Offensive Line, University of Pittsburgh
1984-85	— Offensive Line, Memphis	1997-01	— Offensive Line, Duke University
1986-87	— Offensive Coordinator & Offensive Line, University of Tennessee-Chattanooga	2002-07	— Offensive Line, Georgia Tech
1988-89	— Offensive Line, University of Tennessee-Chattanooga	2008-09	— Assistant Offensive Line, Kansas City Chiefs
1990	— Offensive Line, Ottawa (Canadian Football League)	2010-12	— Offensive Line, Buffalo Bills
1991-92	— Offensive Line, Birmingham (World League)	2013-14	— Offensive Line, San Diego Chargers
1993	— Offensive Line & Asst. Head Coach, Samford University		

**FRED GRAVES**

Wide Receivers
13th NFL Season
2nd season with Chargers

Two games into his first season with the Chargers, Fred Graves found himself without the services of the team's two returning starters as Danario Alexander went down with a season-ending knee injury during training camp and Malcolm Floyd suffered a season-ending neck injury in Week 2 in Philadelphia.

Almost seamlessly, however, rookie third-round draft pick Keenan Allen stepped in and began the path toward an NFL Rookie of the Year season. Allen became Graves' star pupil and went on to set team rookie records for receptions (71) and yards (1,046), while also leading all NFL rookies in catches, yards and touchdown catches (eight). When it was all said and done, Allen earned a host of postseason honors, including two as NFL Rookie of the Year. And the success of the Chargers' wide receiver corps wasn't limited to Allen as fellow wideout Eddie Royal also enjoyed a career season. Royal set a

career-high and tied Allen for the team lead with eight touchdown catches and he did so on just 47 catches, a touchdown for every 5.9 catches, tied for the sixth-highest ratio in the NFL in 2013.

A native of Los Angeles, Graves played halfback and split end at the University of Utah before embarking on a coaching career that spanned 26 years on the collegiate level, including 19 seasons at Utah. He played from 1969-71, leading the Utes with 45 catches as a senior and graduating with a degree in business. His wife, Michele, was an All-America pitcher for the Utes, who won 64 games during a career that included a perfect game against rival BYU and a trip to the College World Series in 1985.

Graves landed his first NFL job with Buffalo in 2001. There, Eric Moulds and Peerless Price both posted 1,000-yard seasons and Moulds recorded the first 100-catch season in franchise history. In 2002, Moulds, Price and rookie Josh Reed combined to catch 231 passes for 3,053 yards and 21 scores.

Graves departed Buffalo after the 2003 season and spent a year each in Cleveland and Detroit before taking a year off from coaching in 2006. He returned with Tennessee in 2007 and spent four seasons with the Titans. Carolina (2011-12) was his last stop prior to joining the Chargers. Steve Smith caught 152 passes for 2,568 yards and 11 touchdowns in two seasons with Graves and was named to the Pro Bowl in 2011.

Graves and Michele have a daughter, Amber, a son, Marcus, and two grandchildren, Tenille and Isaiah.

Fred Graves' Coaching Experience

1875-76	— Tight Ends & Wide Receivers, NE Missouri State University	1998-00	— Asst. Head Coach & Wide Receivers, University of Utah
1977-78	— Tight Ends & Wide Receivers, Western Illinois University	2001-03	— Wide Receivers, Buffalo Bills
1979-81	— Tight Ends & Wide Receivers, New Mexico State University	2004	— Wide Receivers, Cleveland Browns
1982-89	— Wide Receivers, University of Utah	2005	— Wide Receivers, Detroit Lions
1990	— Running Backs, University of Utah	2007-10	— Wide Receivers, Tennessee Titans
1991-93	— Wide Receivers, University of Utah	2011-12	— Wide Receivers, Carolina Panthers
1994	— Asst. Head Coach & Wide Receivers, University of Utah	2013-14	— Wide Receivers, San Diego Chargers
1995-97	— Offensive Coordinator & Wide Receivers, University of Utah		

**DON JOHNSON**

Defensive Line
10th NFL Season
6th season with Chargers

Back for his sixth season with the Chargers, Johnson leads a defensive line corps that features a pair of bookend defensive ends with future All-Pro potential. Corey Liuget, the team's first-round pick in 2011, led the team in 2013 in sacks, tackles for loss, pressures and quarterback hits, while 2012 second-round pick Kendall Reyes finished second on the squad in sacks, pressures and quarterback hits.

A native of Newark, N.J., Johnson played linebacker at Butler Community College and Jersey City State in the mid-1970s. He earned a tryout with the New York Jets and later played for the USFL's New Jersey Generals. Johnson segued into coaching in 1978, spending seven seasons at Santa Ana Valley High School outside Los Angeles before returning to his alma mater to coach linebackers in 1984. Johnson spent a total of 28 seasons on the prep and collegiate levels and twice he participated in the NFL's Minority Intern Coaching

Program with the San Francisco 49ers in 1997 and '98.

Johnson spent the 2000-04 seasons at UCLA where he coached former Chargers defensive end Dave Ball, who was named the ABC-Chevrolet National Defensive Player of the Year in 2003 after leading the nation in sacks.

Johnson landed his first full-time NFL job with Chicago in 2005. He was a mentor to two-time Pro Bowl defensive tackle Tommie Harris, who later played for the Chargers. Harris helped the Bears to the 2006 NFC title and a berth in Super Bowl XL.

Johnson spent two seasons in Chicago and two in Oakland before joining the Chargers in 2009. In just his second season in San Diego (2010), Johnson's group helped the Chargers lead the NFL in total defense, while ranking second in sacks and fourth in run defense. Defensive tackle Antonio Garay had a breakout season under Johnson, earning Pro Bowl alternate recognition after setting career highs and leading the defensive line in tackles, sacks, tackles for loss and quarterback hits.

In addition to coaching, Johnson has spent 26 years as a high school and college basketball official, including eight at the NCAA Division I level. He was the president of the Orange County (Calif.) Basketball Officials Association for four years and the California Basketball Officials Association for two.

Johnson and his wife, Deborah, have two daughters, Denise and Leanna, and a son, Don, Jr. Their son, Duane, died in an automobile accident in 2002.

Don Johnson's Coaching Experience

1976-82	— Assistant Coach, Santa Ana Valley High School
1984-85	— Linebackers, Jersey City State
1986	— Assistant Coach, Santa Ana Valley High School
1987-90	— Off. Line and Off. Coordinator, Riverside CC
1991-92	— Offensive Line, Cal State Fullerton
1993-94	— Off. Line and Off. Coordinator, Riverside CC

1995-99	— Def. Ends and Special Teams, University of Nevada
2000	— Interior Defensive Line, UCLA
2001-04	— Defensive Line and Recruiting Coordinator, UCLA
2005-06	— Defensive Line, Chicago Bears
2007-08	— Defensive Tackles, Oakland Raiders
2009-14	— Defensive Line, San Diego Chargers

**KENT JOHNSTON**

Strength & Conditioning
22nd NFL Season
2nd season with Chargers

Johnston joined the Chargers in 2013 after spending three seasons heading up the Cleveland Browns' strength and conditioning program. The 1997 Strength and Conditioning Coach of the Year by the Professional Football Strength and Conditioning Coaches Society and a 2005 inductee into the Strength and Conditioning Hall of Fame in York, Pa., Johnston began his NFL career with the Tampa Bay Buccaneers in 1987. He later spent seven seasons

in Green Bay (1992-98) during which time the Packers won three NFC Central titles, went to the playoffs six times and played in two Super Bowls, winning Super Bowl XXXI after the 1996 season.

In 1999, Johnston followed former Packers Head Coach Mike Holmgren to Seattle, where he spent five seasons (1999-03) and worked with a team that made two playoff appearances. Johnston worked two more years as the strength and conditioning coach at the University of Alabama (2004-05) before leaving football to work in the non-profit and business sectors. In 2010, he returned to the NFL with the Browns.

A native of Mexia, Texas, Johnston graduated from Stephen F. Austin University and earned a master's in physical education from Alabama in 1984. He began coaching high school football in Teague, Texas in 1978 and continued to coach in high school and college, including a four-year stint at Alabama from 1983-86, until he joined the Buccaneers in 1987.

Johnston and his wife, Pam, have four sons: Kody, Kole, Clay and Cade.

Kent Johnston's Coaching Experience

1980	— Strength & Conditioning, Northwestern St. University
1981	— Strength & Conditioning, University of La-Monroe
1983-84	— Graduate Assistant, University of Alabama
1985-86	— Strength & Conditioning, University of Alabama
1987-91	— Strength & Conditioning, Tampa Bay Buccaneers

1992-98	— Strength & Conditioning, Green Bay Packers
1999-03	— Strength & Conditioning, Seattle Seahawks
2004-05	— Strength & Conditioning, University of Alabama
2010-12	— Strength & Conditioning, Cleveland Browns
2013-14	— Strength & Conditioning, San Diego Chargers

**PETE METZELAARS**

Tight Ends
26th NFL Season
1st season with Chargers

A former NFL tight end, Metzelaars is in his first season coaching tight ends for the Chargers.

A third-round pick by Seattle in 1982 (75th overall), Metzelaars played a total of 16 seasons for the Seahawks (1982-84), Buffalo Bills (1985-94), Carolina Panthers (1995) and Detroit Lions (1996-97). During 10 seasons with the Bills, he played in four Super Bowls (XXV, XXVI, XXVII and XXVIII). Metzelaars retired after the 1997 season having played in 235 career games, which at the time was the most by a tight end in NFL history, including a stretch of 169 consecutive games from 1984-95. His final career totals included 383 catches for 3,686 yards and 29 touchdowns. Metzelaars caught a touchdown pass in Super Bowl XXVI against Washington, and in 1995 he caught the first touchdown pass in Carolina Panthers' history. Metzelaars' career honors included an all-rookie selection with Seattle in 1982 along with being named to Buffa-

lo's 50th Anniversary All-Time Team in 2009. He was also selected as a Pro Bowl alternate three times during his career.

Metzelaars moved into coaching immediately after retiring as a player. He began as the offensive coordinator at Charlotte Christian School in 1998. In 2003, he became an offensive assistant coach at Wingate (N.C.) University, while also completing a training camp internship with the Indianapolis Colts and an offseason stint with NFL Europe's Barcelona Dragons. In 2004, Metzelaars joined the Colts full-time as an offensive quality control coach and spent eight seasons there, including four in quality control, two as assistant offensive line coach and two as the primary offensive line coach. In 2010, the Colts allowed just 16 sacks, tied for the fewest in the NFL. Their ratio of just one sack allowed for every 43.4 pass attempts was the second-best in franchise history. Metzelaars tenure in Indianapolis ended in 2011 and he spent the 2012 season coaching tight ends for the Buffalo Bills.

A native of Three Rivers, Michigan, Metzelaars prepped at Portage (Mich.) Central High School. He played collegiately at Wabash College in Crawfordsville, Indiana, competing on an undefeated football team, while also helping lead the Little Giants' basketball team to a NCAA Division-III national championship. He earned a degree in economics at Wabash where he is a member of the school's athletic hall of fame. In 2011, he was inducted into the Academic All-American Hall of Fame.

Metzelaars and his wife, Barbara, have two sons: Anthony and Jonathan.

Pete Metzelaars' Coaching Experience

2003	— Offensive Assistant, Wingate University
2004-07	— Offensive Quality Control, Indianapolis Colts
2008-09	— Assistant Offensive Line, Indianapolis Colts

2010-11	— Offensive Line, Indianapolis Colts
2012	— Tight Ends, Buffalo Bills
2014	— Tight Ends, San Diego Chargers



RON MILUS

Secondary
15th NFL Season
2nd season with Chargers

One year into his stewardship in San Diego, the future looks bright for the secondary under Milus. He showed patience with his relatively untested group in 2013 and that patience was rewarded as the unit played its best football when the Chargers needed it most, late into the season and during the playoffs in January. The Chargers intercepted 10 passes in their last nine games, playoffs included, after intercepting just four in the season's first nine games. The unit also combined to break up 44 passes on the season, including a season-high 11 in a key December win against the New York Giants and eight more in the Bolts' Jan. 5 Wild Card Playoff win in Cincinnati.

Eric Weddle, the leader of that secondary, earned his second-career Pro Bowl nod after pacing the squad with 114 tackles and tying for the team lead in interceptions. Shareece Wright also emerged as a future star. He started 13 games and led the squad with 13 passes defended, while also securing his

first two career interceptions, including a game-changing pick in the Chargers' wild card win in Cincinnati.

A native of Tacoma, Wash., Milus was a cornerback and return specialist at the University of Washington in the mid-1980s. He moved into coaching in 1988, starting at Tacoma's Lincoln High School. That led to a graduate assistant's position at Washington and then ultimately a seven-year stint as the Huskies' defensive backs coach. Washington made two Rose Bowl appearances during Milus' tenure and led the nation with 22 interceptions in 1993.

Milus moved on to the NFL in 2000, joining the Denver Broncos as defensive backs coach. In his first season, the secondary racked up 21 interceptions, its highest total since 1987. A year later in 2001, cornerback Deltha O'Neal made the Pro Bowl after tying for third in the NFL with nine interceptions. Milus spent three seasons in Denver before splitting time between Arizona, the New York Giants, St. Louis and Carolina. He returned to Denver for a second stint in 2011.

In 2012, the Broncos led the NFL in fewest yards allowed per pass play. They ranked second in total defense and third in pass defense en route to winning the AFC West with a 13-3 record and earning the top seed in the AFC playoffs. Cornerback Chris Harris returned two of his three interceptions for touchdowns and veteran corner Champ Bailey was selected to the Pro Bowl for the 12th time in his career.

Milus and his wife, Sandra, have two sons: Ryan and Bobby.

Ron Milus' Coaching Experience

1988-90	— Defensive Backs, Lincoln High School
1991	— Graduate Assistant, University of Washington
1992-96	— Defensive Backs, University of Washington
1999	— Defensive Backs, Texas A&M University
2000-01	— Defensive Backs, Denver Broncos
2002	— Nickel Backs, Denver Broncos
2003	— Defensive Backs, Arizona Cardinals

2004-05	— Secondary, New York Giants
2006-07	— Assistant Secondary, St. Louis Rams
2008	— Secondary, St. Louis Rams
2009-10	— Secondary, Carolina Panthers
2011-12	— Secondary, Denver Broncos
2013-14	— Secondary, San Diego Chargers



NICK SIRIANNI

Quarterbacks
6th NFL Season
2nd season with Chargers

After spending a year as a quality control coach for the offense, Sirianni earned a promotion to quarterbacks coach. He takes over for Frank Reich, who was promoted to offensive coordinator. It was a well-deserved promotion for Sirianni who lent his assistance to an offense that racked up 6,293 total yards, including 4,478 through the air and 1,965 on the ground.

Sirianni joined the Chargers from Kansas City, where he spent one season as wide receivers coach and three as a quality control coach. In 2010, he worked with the Chiefs' quarterbacks and helped Matt Cassel achieve

All-Pro honors.

A native of Jamestown, N.Y., Sirianni won three NCAA Division III National Championships (2000-02) as a wide receiver at the University of Mount Union in Alliance, Ohio. A three-year starter, he earned All-Ohio Athletic Conference honors as a senior after a career-high 13 touchdown catches. Sirianni spent one season (2005) playing arena football in the Atlantic Indoor Football League with the Canton Legends before transitioning into coaching. He coached defensive backs at Mt. Union during the 2004-05 seasons and helped lead the Purple Raiders to another national title in 2005.

Sirianni's brother, Jay, is the head coach at their alma mater, Southwestern Central High School in Jamestown where their father, Fran, also spent nine years as the varsity head coach. Under Jay, Southwestern Central won New York state championships in 2008 and '09. Brother, Mike, is the head coach at Washington and Jefferson College in Washington, Pa. A five-time conference coach of the year, including 2012 and '13, he owns an .808 winning percentage (101-24), which is highest in school history.

Sirianni and wife, Brett, were married in June 2013.

Nick Sirianni's Coaching Experience

2004-05	— Defensive Backs, University of Mount Union
2006-08	— Wide Receivers, Indiana University (Pa.)
2009-11	— Offensive Quality Control, Kansas City Chiefs

2012	— Wide Receivers, Kansas City Chiefs
2013	— Quality Control-Offense, San Diego Chargers
2014	— Quarterbacks, San Diego Chargers



OLLIE WILSON

Running Backs
24th NFL Season
12th season with Chargers

One of the longest-tenured assistant coaches in franchise history, Ollie Wilson again demonstrated in 2013 why he's one of the most highly-regarded running backs coaches in the National Football League.

Wilson's stable of backs rushed for 1,965 yards last season, including a career-high 1,255 by workhorse Ryan Mathews. It was the eighth-highest total in franchise history and the seventh-highest in the NFL in 2013. Mathews tally included an NFL-leading 534 yards in the month of December as the Chargers went 4-1 and pushed their way into the NFL Playoffs. Wilson worked diligently with Mathews on his ball security and the effort paid off handsomely as Mathews lost just one fumble in 311 touches. Mathews also rediscovered his nose for the end zone. After scoring just one touchdown in 2012, he hit paydirt seven times in 2013, tying his career high.

Complementing Mathews in the backfield was newcomer Danny Woodhead, who finished the regular season with the most touchdown catches among NFL running backs and the second-most receptions and receiving

yards. He also set career highs in all three categories.

A native of Worcester, Mass., Wilson competed in football, basketball, baseball and track at Doherty High School. At Springfield College, he was an honorable mention All-America wide receiver who earned bachelor's and master's degrees in physical education. Wilson made inroads to the NFL by participating in the league's Minority Coaching Internship Program with both the Houston Oilers and Atlanta Falcons.

Wilson began his NFL coaching career with the Falcons and in six seasons, he mentored three 1,000-yard rushers, including the late Craig "Ironhead" Heyward, a Pro Bowl pick in 1995.

Wilson is now in the midst of his second stint with the Chargers. The final year of his first stint was 2001, LaDainian Tomlinson's rookie season. Wilson helped Tomlinson rush for a team record 1,236 yards and 10 touchdowns in '01, en route to all-rookie and Pro Bowl alternate honors.

Wilson returned to Atlanta in 2002 and over the next six seasons, the Falcons rushed for an NFL-best 13,994 yards and set several team rushing records, including single-season rushing yards (2,939 in 2006) and touchdowns (23 in 2002).

The 2014 season will mark Wilson's seventh back in San Diego. Since 2008, the Chargers have scored 77 touchdowns on the ground while averaging more than 1,700 rushing yards per season, including a high of 1,965 yards in 2013.

Wilson is married to Nadine.

Ollie Wilson's Coaching Experience

1974	— Wide Receivers, Springfield College	1997-01	— Running Backs, San Diego Chargers
1975-82	— Offensive Coordinator, Northeastern University	2002-07	— Running Backs, Atlanta Falcons
1983-90	— Running Backs, University of California-Berkeley	2008-14	— Running Backs, San Diego Chargers
1991-96	— Running Backs, Atlanta Falcons		



CRAIG AUKERMAN

Assistant Special Teams
5th NFL Season
2nd season with Chargers

In his first season with the Chargers, Aukerman worked side-by-side with Kevin Spencer as the Chargers produced two of the NFL's top specialists. Punter Mike Scifres went the first nine games of the season without a touchback and landed 30 of his 56 punts (53.6 pct.) inside the 20, the highest percentage in the NFL. Kicker Nick Novak also had an outstanding season, making a team-record-tying 34 field goals while finishing the year 34-of-37 for a new team record 91.9 percent conversion rate. It included a perfect 11-of-11 from beyond 40 yards.

A native of McComb, Ohio, Aukerman was a two-time NAIA All-America at the University of Findlay (Ohio) where he lined up at defensive back and wide receiver, while also contributing on special teams during a career that spanned the 1995-98 seasons. He graduated in 1999 with a degree in elementary education and a year later began coaching as the school's wide receivers coach.

Aukerman spent the next 10 seasons coaching collegiately before making a leap to the NFL in 2010 when he was hired as a defensive assistant with the Denver Broncos. He spent one year with the Broncos where he worked on the same staff as Chargers Head Coach Mike McCoy. Aukerman spent two seasons in Jacksonville prior to joining the Chargers, including 2012 as assistant special teams coach when rookie punter Bryan Anger led all NFL rookies and ranked sixth in the NFL with a 47.8-yard punting average.

Aukerman and his wife, Summer, have two sons, Cayden and Bryce.

Craig Aukerman's Coaching Experience

2000	— Wide Receivers, University of Findlay	2010	— Defensive Assistant, Denver Broncos
2001-02	— Graduate Assistant, Miami (Ohio) University	2011	— Defensive Assistant, Jacksonville Jaguars
2003-04	— Linebackers & Special Teams Coord., Western Ky. Univ.	2012	— Assistant Special Teams, Jacksonville Jaguars
2005-08	— Linebackers & co-Special Teams Coord., Miami (Ohio) Univ.	2013-14	— Assistant Special Teams, San Diego Chargers
2009	— Linebackers, Kent State		



ANDREW DEES

Assistant Offensive Line
3rd NFL Season
2nd season with Chargers

In his first season in San Diego working with Joe D'Alessandris, Dees helped shape an offensive line that allowed just 30 sacks during the regular season, tied with Chicago for fourth-fewest in the league, along with only 150 yards in losses, which was the second-lowest total in the NFL.

Andrew Dees' Coaching Experience

1996	—	Offensive & Def. Line, St. John the Baptist High School
1997	—	Graduate Assistant & Tight Ends, Wagner College
1998-00	—	Offensive Line & Recruiting, Stony Brook University
2001-05	—	Tight Ends, University of Buffalo
2006	—	Tight Ends, Temple University

2007	—	Tight ends & Offensive Tackles, Temple University
2008-10	—	Offensive Line, Temple University
2011	—	Running Backs & Recruiting, University of Massachusetts
2012	—	Assistant Offensive Line, Buffalo Bills
2013-14	—	Assistant Offensive Line, San Diego Chargers



BOBBY KING

Assistant Linebackers
5th NFL Season
1st season with Chargers

Former Houston Texans assistant linebackers coach Bobby King joined the Chargers in the same capacity in 2014. In Houston in 2013, inside linebacker Darryl Sharpton led the Texans in tackles and linebackers comprised three of the team's five leading tacklers.

A native of Louisville, Ky., King was a three-year letter winner and a two-year starter on the defensive line at the University of Texas-El Paso. It's also

where he made his start in coaching, serving as a student assistant working with the defensive line from 2002-03.

In 2005, King landed his first full-time job at West Texas A&M and he was part of a team that captured the Lone Star Conference championship and earned the school's first-ever NCAA Division II Playoff appearance. In 2006, he moved on to Baylor for two seasons before returning to West Texas A&M from 2008-09. In '09, the Buffaloes reached their first bowl game since 1967.

King landed his first NFL job in 2010 with the Dallas Cowboys and in 2011, he was hired by the Texans. He was part of a defensive staff in Texas that oversaw the third-largest defensive improvement in NFL history since the 1970 AFL-NFL merger. One year after giving up 376.9 yards per game and ranking 30th in the NFL in total defense in 2010, the Texans improved to second in the NFL at 285.7 yards per game.

King and his wife, Elizabeth, have two children, son Jack Robert and daughter Chloe Elizabeth.

Bobby King's Coaching Experience

2002-03	—	Student Assistant, University of Texas-El Paso
2005	—	Defensive Line, West Texas A&M University
2006-07	—	Graduate Assistant (Defensive Line), Baylor University
2008-09	—	Defensive Line, West Texas A&M University

2010	—	Def. Quality Control/Asst. Linebackers, Dallas Cowboys
2011	—	Defensive Assistant, Houston Texans
2012-13	—	Assistant Linebackers, Houston Texans
2014	—	Assistant Linebackers, San Diego Chargers



RICK LYLE

Assistant Strength & Conditioning
19th NFL Season
2nd season with Chargers

Lyle joined the Chargers in 2013 after four seasons as the assistant strength and conditioning coach with the Cleveland Browns. He is a former NFL player with a Super Bowl title on his resume. Lyle played with Cleveland (1994-95), Baltimore (1996), the New York Jets (1997-01) and New England (2002-03), winning a championship with the Patriots in his final season. Cer-

tified as a strength and conditioning specialist by the National Strength and Conditioning Association in 2010, Lyle began coaching in 2006 as the assistant strength and conditioning coach and nutrition coordinator for the Jets.

Lyle was born in Monroe, La., and grew up in Kansas City, Mo. He was a football, track and wrestling standout at Hickman Mills (Mo.) High School, where he was a two-time state champion in the shot put. He also finished fifth in the state tournament as a heavyweight wrestler. Lyle went to the University of Missouri and starred along the Tigers' defensive line, tallying 18 career sacks, including a team-leading eight during his senior season. He also competed in track and field at Missouri, earning All-America honors in the shot put. Lyle graduated from Missouri with a degree in parks, recreation and tourism, and he joined the Browns in 1994 as an undrafted college free agent, spending two years with the Browns before they moved to Baltimore in 1996 and became the Ravens.

Lyle and his wife, Laura, have two daughters, Haley and Audrey.

Rick Lyle's Coaching Experience

2006-09	—	Assistant Strength & Conditioning, Nutrition Coordinator, New York Jets
2009-12	—	Assistant Strength & Conditioning, Cleveland Browns

2013-14	—	Assistant Strength & Conditioning, San Diego Chargers
---------	---	---



GREG WILLIAMS

Assistant Secondary
6th NFL Season
6th season with Chargers

In his first season as the assistant secondary coach in 2013, Williams worked with Ron Milus and the duo saw their charges intercept 10 passes in the last nine games, playoffs included, after intercepting just four in the season's first nine games. The unit also combined to break up 44 passes on the

season, including a season-high 11 in a key December win against the New York Giants and eight more in the Bolts' Jan. 5 Wild Card Playoff win in Cincinnati.

A native of Bolingbrook, Ill., Williams attended the University of North Carolina where he excelled as a wide receiver and defensive back. He played in four bowl games as a Tar Heel and two of his college squads finished their respective seasons ranked in the Associated Press Top-10. Williams graduated with a degree in sociology, and went to training camp with the Chicago Bears and New York Giants before playing in NFL Europe, the XFL and the Arena League.

Williams shifted to coaching in 2003 as an intern at Arizona State. He landed his first full-time job as an assistant at the College of DuPage in Glen Ellyn, Ill. in 2004 and his first NFL job when he came to work for the Chargers in 2009.

Williams and wife, Valarie, have two sons, Junior David and Dominic.

Greg Williams' Coaching Experience

2004-05	— Assistant Coach, College of DuPage
2006-07	— Defensive Backs and Recruiting Coordinator, Arkansas Tech University
2008	— Secondary and Def. Graduate Assistant, University of Pittsburgh

2009-12	— Assistant Linebackers, San Diego Chargers
2013-14	— Assistant Secondary, San Diego Chargers



CHAD GRIMM

Quality Control—Defense
6th NFL Season
2nd season with Chargers

Grimm joined the Chargers after spending the last four seasons as an offensive quality control coach with the Arizona Cardinals.

A native of Fairfax, Va., Grimm played in 16 games as a backup linebacker and special teams player at Virginia Tech from 2003-06. He graduated with a degree in apparel, housing and resource management.

Grimm is a second-generation NFL coach. His father, Russ, was a Hall of Fame offensive lineman with the Washington Redskins from 1981-91 and spent 21 years as an assistant coach in Washington, Pittsburgh and Arizona. His brother, Cody, also played at Virginia Tech and was a seventh-round draft pick by Tampa Bay in 2010 who played safety for the Buccaneers from 2010-12.

Grimm played both football and lacrosse at Oakton High School in Vienna, Va. An outside linebacker in football and an all-district lacrosse player, he helped Oakton reach the state finals in both sports for the first time in school history.



SHANE STEICHEN

Quality Control—Offense
4th NFL Season
2nd season with Chargers

Steichen re-joins the Chargers after spending the 2013 season as an offensive quality control coach in Cleveland, working with the quarterbacks. His first stint with the Chargers was as a defensive assistant from 2011-12.

Due to injuries, three Browns quarterbacks started multiple games in 2013

and each passed for over 300 yards in at least one game. It marked the first time in franchise history and sixth time in NFL history that it had ever happened.

Steichen originally came to San Diego from Louisville, where he worked in 2010 as an offensive assistant.

A native of Sacramento, Steichen played quarterback at Oak Ridge High School in El Dorado Hills, Calif. He was named area MVP from the Sacramento Bee in 2002 after leading his squad to conference CIF sectional titles.

Steichen went on to play collegiately at Nevada-Las Vegas, where he left as the school's 12th all-time leading passer with 2,755 yards and 22 touchdowns. He earned a degree in journalism and media studies and after graduation, spent two seasons as an offensive graduate assistant at UNLV.

Steichen's older brother, Sean, was a punter at Boise State.

Steichen is married, Nina.



MARK RIDGLEY

Special Assistant to the Head
Coach—Offense
3rd NFL Season
3rd season with Chargers

Ridgley was promoted to his current post in 2014 after spending two seasons as a coaching administrative assistant. He assists the head coach with daily responsibilities, including scheduling, and works with running backs coach Ollie Wilson.

Previously, Ridgley spent the 2008-09 seasons as an academic graduate assistant at the University of Pittsburgh and the 2010-11 seasons as a defensive graduate assistant at Central Michigan University. Chargers safety Jahleel Addae played for the Chippewas during Ridgley's tenure on the staff.

A native of Pittsburgh, Pa., Ridgley earned a degree in economics from the University of Pittsburgh while working as a student manager for the Panthers' football team. He also received a master's of education from Central Michigan.

PLAYER PERSONNEL



JOJO WOODEN

Director of Player Personnel
18th NFL Season
2nd season with Chargers

Wooden joined the Chargers in 2013 and oversees the team's pro and college scouting departments.

Prior to San Diego, he spent 16 seasons with the New York Jets (1997-12), including the last six as their assistant director, player personnel. He original-

ly joined the Jets in 1997 and served as a pro personnel assistant (1997-98), pro scout (1999-00), senior pro scout/AFC (2001-02), assistant director of pro scouting (2003) and director of pro scouting (2004-06).

A native of Hartford, Conn., Wooden started two seasons at outside linebacker at Syracuse. The Orangemen went to five bowl games during his time with the team posted back-to-back 10-2 seasons during his junior and senior seasons, finishing both years ranked nationally in the Top-10. After graduating with a degree in sociology, he went to training camp with the Arizona Cardinals in 1993.

Wooden and wife, Sarah, have two daughters.

Wooden's older brother, Terry, played nine seasons in the NFL as a linebacker, including one each with Oakland and Kansas City, and seven with Seattle. He currently works as a college scout for the New Orleans Saints.



DENNIS ABRAHAM

Director of Pro Scouting
19th NFL Season
14th season with Chargers

Dennis Abraham coordinates the procurement of players during free agency, while also scouting and evaluating players in the NFL and Canadian

Football League. During the season, in addition to his role in player personnel, Abraham handles advance scouting of upcoming Chargers opponents.

Abraham spent five years in the personnel department for the Buffalo Bills, helping prepare the defensive game analysis for the coaches. He also served as the Bills' training camp coordinator from 1998-00.

Born in Buffalo, New York, Abraham attended Akron Central (N.Y.) High School, competing in football, basketball and baseball. He then played center and tackle at Baldwin-Wallace College in Berea, Ohio, graduating in 1993 with a degree in sports management. In 2012, Abraham was inducted onto the Wall of Fame at Akron Central.

Abraham and wife, Amy, have two sons, D.J. and Dustyn.



KEVIN KELLY

Director of College Scouting
14th NFL Season
2nd season with Chargers

Kelly joined the Chargers from the New York Jets, where he spent the 2012 season as a personnel scout. He spent three seasons (2009-11) as an area scout with the Indianapolis Colts and eight seasons as an area scout with the Cleveland Browns (2001-08).

Kelly began his collegiate career as a linebacker at the University of Miami in 1983 when the Hurricanes won the national championship. In 1984, he transferred to Indiana where he played until 1987, captaining the Hoosiers' 1987 Peach Bowl team. Kelly earned a bachelor's degree in economics and a master's in sports marketing and management.

After graduating, Kelly spent 12 seasons coaching before becoming a scout. He started as a defensive graduate assistant at Indiana (1989-92) before coaching the defensive line at Lake Forest College in 1993, linebackers at John Carroll University in 1994, defensive coordinator at Case Western University in 1995 and head coach at St. Viator High School in Illinois from 1996-00.

Kelly and his wife Allison have two sons, Ryan and Payton, and a daughter, Abigail.



RANDY MUELLER

Senior Executive
29th NFL Season
7th season with Chargers

Randy Mueller scouts top player prospects throughout the country. He has 28 years of NFL experience, including two seasons as general manager

of the New Orleans Saints (2000-01) and three with Miami (2005-07). During his first season as GM of the Saints, Mueller was named NFL Executive of the Year by The Sporting News. In between the Saints and Dolphins, he worked as an analyst at ESPN (2002-04).

Mueller spent 17 years with the Seattle Seahawks, joining the club in 1983 as a pro personnel assistant. In 1990 he was named pro personnel director and in '95 he was promoted to vice president of football operations.

A native of St. Maries, Idaho, Mueller played quarterback at Linfield College in McMinnville, Oregon. As a senior, he led the Wildcats to the NAIA Division II National Championship and was named MVP of the title game.

Mueller and his wife, Lori, have a daughter, Riley.



BRYAN COX

Assistant Director of Pro Scouting
11th NFL Season
11th season with Chargers

Cox was promoted to assistant director of pro scouting in 2011. He scouts

NFL players and pro free agents, including players from the AFL and CFL. Cox also shares advance scouting responsibilities with the team's director of pro scouting.

Cox originally joined the Chargers as a scouting intern in 2004. He was named a pro and college scouting assistant in '05 and promoted to pro scout in '06.

Cox was born in San Diego and attended La Costa Canyon High School where he was an all-league wide receiver and defensive back. He was elected captain and named team MVP as a senior. Cox graduated from San Diego State in 2003 with a degree in business administration.



TOM McCONNAUGHEY

National Scout
19th NFL Season
17th season with Chargers

McConnaughey joined the Chargers in 1998 after working for National Football Scouting in 1997. He spent two years as the team's combine scout covering the northwest and was promoted to area scout in 2000. He spent eight years scouting the southwest before being promoted to national scout in 2008.

A native of Amarillo, Texas, McConnaughey played wide receiver at Spokane Falls Community College, the University of Oregon and Central

Arkansas. He is enshrined in the Northwest Athletic Association of Community Colleges and Spokane Community College Halls of Fame. He was an all-conference wide receiver at Spokane Falls and Central Arkansas.

McConnaughey signed with the New Orleans Saints in 1981 and the New York Jets in 1982 before landing with the USFL's New Jersey Generals where he was a starting wide receiver during the 1983-84 seasons. He also signed with the Philadelphia Eagles in 1984 and Minnesota Vikings in 1985.

After playing, McConnaughey spent 11 years as a science teacher and coach, including nine seasons as the head football coach at Federal Way (Wash.) High. He also coached receivers for three seasons at Spokane CC and Central Arkansas.

McConnaughey's wife, Sheri, is a recreation administrator for senior programs for the City of Tukwila. They have a son, Donny, and a daughter, Monica, who plays volleyball at Lincoln Memorial University (LMU) in Harrogate, Tenn.



DONOVAN BEIDELSCHIES

College Scout
10th NFL Season
2nd season with Chargers

Beidelschies joined the Chargers from Cleveland in 2013 and works as the team's Northeast college scout.

He spent eight seasons in Cleveland, including 2010-12 as a college area scout. He spent two seasons as a team operations coordinator (2005-06), two as a player personnel assistant—college scout (2007-08) and one as a scout (2009).

Before he joined the Browns, Beidelschies was an assistant football coach, special teams coordinator and travel coordinator at Thiel College in Greenville, Pa. from 2001-04. In 2000, he was an assistant coach at Allegheny College.

Beidelschies played football at Heidelberg College, graduating in 2000 with a degree in history and secondary education. He earned a master's degree in higher education administration from Youngstown State University in 2004.

A native of Tiffin, Ohio, Beidelschies and his wife, Michelle, have two daughters, Meagan and Leah.



REGIS ELLER

College Scout
8th NFL Season
7th season with Chargers

Eller became a college scout for the Chargers in 2011 after working from

2008-10 as an administrative assistant in the coaching department. Originally the team's Northeast regional scout, he was re-assigned to the Mid-Atlantic region in 2013.

Prior to working for the Chargers, Eller was an intern linebackers coach for the Minnesota Vikings in 2005. He also coached football at Breck High School in Minneapolis, where he attended and played linebacker. He later played linebacker at Northwestern University from 1999-00.

A native of Minneapolis, Eller's father, Carl Eller, played 16 NFL seasons, all but one with the Minnesota Vikings, and was inducted into the Pro Football Hall of Fame in 2004.



CHRIS HOBBS

College Scout
11th NFL Season
11th season with Chargers

Promoted to college scout in 2013, Hobbs scouts California, Oregon, Washington, Nevada and Hawaii. He is the West Coast Combine Scout and represents the Chargers at the National Scouting Combine.

A former executive assistant-player personnel, he scouted NFL practice squad players, college players who independently submitted scouting tapes, prospects from the AFL and non-drafted prospects in the west. He also assists the video department during games and at the NFL Combine, he is a group leader for defensive linemen drills.

Hobbs was an equipment intern with the Chargers in 2000 and joined the team full-time in 2005 in business operations. Born in Hollywood, Calif., he attended North Hollywood High and graduated from Pacific with a degree in sports management and a minor in business.



JAMES MacPHERSON

College Scout
2nd NFL Season
1st season with Chargers

MacPherson joined the Chargers in 2014. He played quarterback at Wake Forest University from 1998-02 and went to camp with the Indianapolis Colts in 2003. He played in the Arena Football League 2 with the Green Bay Blizzard



JUSTIN SHERIDAN

College Scout
9th NFL Season
1st season with Chargers

Sheridan joined the Chargers in 2014 after spending eight seasons in Tampa Bay as both a college and pro scout. He joined the Buccaneers' staff in 2006 as a pro personnel assistant before being promoted to pro scout in 2008.



PAUL SKANSI

College Scout
24th NFL Season
15th season with Chargers

Skansi joined the Chargers in 2000 and scouts the Southwest.

An honorable mention All-America and All-Pac-10 receiver at the University of Washington, Skansi was the Huskies' all-time leading receiver (138

in 2006, and in the Arena Football League with the Georgia Force in 2007 and the Grand Rapids Rampage in 2008.

MacPherson jumped into coaching full-time in 2009 as the quarterbacks and offensive quality control coach at Pima Community College in Tucson, Arizona. From 2010-12 he worked in the United Football League, splitting time between the Florida Tuskers and the Sacramento Mountain Lions. He returned to Pima CC in 2013.

MacPherson graduated from Wake Forest with a degree in business. As a senior in 2002, he was selected to the ACC's All-Academic Team, as well as the American Football Coaches of America's Good Works Team. He is the president and founder of Santa's Helpers, Inc., a nonprofit that provides toys and clothes to low-income youth in Southern Arizona.

Prior to Tampa Bay, Sheridan spent March 2004-June 2006 as director of football operations at Northwestern University. He was responsible for the day-to-day operations of the football program. He was originally hired at Northwestern as a recruiting assistant in July 2001 and was promoted to assistant director of football operations in February 2003.

Sheridan spent time as the assistant director of football operations at University of Pennsylvania and as an assistant coach at Western Maryland College (currently McDaniel College).

A native of Ebensburg, PA, Sheridan graduated from Western Maryland with a degree in business administration and a minor in accounting. At WMC, he lettered four years in football and played on two conference championship teams.

Sheridan and wife, Kristen, have sons, Payton and Brooks.

rec., 1,723 yards). He was drafted by Pittsburgh in the fifth round in 1983 and spent his rookie season with the Steelers. In 1984, he signed with Seattle and from 1984-91 caught 166 passes for 1,950 yards and 10 touchdowns for the Seahawks. In 1992, he concluded his playing career with the CFL's Ottawa Rough Riders.

Skansi, who has a degree in sociology, returned to his alma mater as an assistant wide receivers coach in 1994. In '95, he coached wide receivers at Idaho and in '99 he followed head coach Chris Tormey to Nevada.

A native Gig Harbor, Wash., Skansi and wife, Stephanie, have two daughters, Taylor, a senior at the University of Montana, and Madison, a high school sophomore who competes in soccer, volleyball and tennis.

The Skansis reside in Poulso, Wash.



TRAVIS LASH

Pro and College Scout
9th NFL Season
9th season with Chargers

Lash was promoted to pro and college scout in 2013. He evaluates NFL players and free agents, and helps prepare advance scouting reports. He also evaluates player prospects and prepares information for the NFL Draft.

Lash joined the Chargers in 2006 as a scouting intern after spending two years as an athletics staff assistant at the University of San Diego. He was promoted to scouting assistant in 2008 and assistant-player personnel in 2010.

A native of San Diego, Lash attended La Jolla Country Day High School. He graduated from USD with a degree in communications and business in 2007. Lash is married to the former Jaclyn Adler.



TRICIA CAMPANELLA

Coordinator of
Football Administration

Campanella is responsible for a variety of tasks in the Chargers' Football Operations Department, which includes assisting the pro and college scouts. She provides administrative assistance to Executive Vice President of Football Administration/Player Finance, Ed McGuire, prepares player and staff contracts, coordinates player payroll, and assists with free-agent and draft-

eligible visits and travel plans.

A San Diego native, Campanella graduated from Valhalla High and earned a degree in International Business from San Diego State University. Prior to joining the Chargers, she worked in the football office at San Diego State.

FOOTBALL OPERATIONS STAFF



ED LANGSDORF
Scouting Consultant



PATRICK RYAN
Scouting Assistant



KATE KORBSON
Executive Assistant to
Football Operations

FOOTBALL STAFF



JAMES COLLINS

Head Athletic Trainer
27th NFL Season
19th season with Chargers

Collins and his staff were selected the NFL Athletic Training Staff of the Year in 2009 by the Professional Athletic Trainers Society.

Born in Lothian, Maryland, Collins was an aviation physiology technician in the U.S. Navy from 1980-84. He played basketball at Morris Brown College and earned a degree in physical education from San Diego State.

Collins was a Chargers intern '86 and promoted to assistant athletic trainer in '87. He also worked as an orthopedic tech and surgical assistant for the OASIS Medical Group. In 1991, Collins was hired as an assistant in Denver and spent five seasons with the Broncos. He later spent a season with the World League's London Monarchs ('95) and the '96-98 seasons in Philadelphia before re-joining the Chargers in '99.

Collins is a member of the National Athletic Trainers' Association and serves on the NFL's Injury and Safety Panel. In 2005, he was named to the NATA Hall of Fame selection committee. He was formerly the AFC's representative for the Professional Football Athletic Trainers Society. In 2004, Collins was honored as a "Distinguished Alumnus" by San Diego State's Exercise and Nutritional Sciences Department.

In 2012, Collins helped coordinate the opening of the San Diego Chargers Courage House at Casa de Amparo, a safe-house for abused kids. In 2013, he was selected to the executive board at Casa de Amparo as a liaison to the Chargers. Collins has a son, James T. Collins III, a 2014 graduate of Creighton University.

ATHLETIC TRAINING & MEDICAL STAFF



DAMON MITCHELL
Assistant Athletic
Trainer



MARCO ZUCCONI
Assistant Athletic
Trainer



RYAN JUAREZ
Assistant Athletic Trainer—
Physical Therapist



DR. CHRISTOPHER WAHL
Team Doctor



DR. CATHERINE ROBERTSON
Team Doctor



DR. CALVIN WONG
Team Doctor



BRIAN DUDDY

Director of Video Operations
25th NFL Season
25th season with Chargers

Director of video operations since 1998, Duddy's department is responsible for filming and editing practice and game footage for review by players and coaches using the XOS Thunder Digital Editing System.

Duddy's career includes three seasons as a staff assistant (1992-94) and three as a video assistant (1995-97). He was a staff assistant for the coaches

during the team's 1994 AFC Championship season. He originally joined the team as a training camp ball boy in 1990.

Duddy was born in San Diego and attended Mira Mesa High.

VIDEO OPERATIONS STAFF



JASON NEGUS
Assistant Director of
Video Operations



MATT LeVALLEY
Video Assistant



ARTHUR HIGHTOWER

Director of Player Engagement
10th NFL Season
10th season with Chargers

Hightower assists players off the field and helps prepare them for life after football. He oversees programs in continuing education, life skills, financial and career education/planning and career internships. He serves on the NFL's player development continuing education, financial education and player engagement steering committees. In 2007, he received the NFL's Winston-Shell Award for commitment and dedication to developing unique and innovative ideas and solutions.

Hightower spent three years as assistant director of professional development at the NCAA headquarters in Indianapolis. He also worked as a student-athlete academic counselor at the University of Houston and the University of Maine.

Hightower was a free safety at Florida A&M University, where he was named Male Scholar Athlete of the Year during his junior season. He graduated from FAMU, magna cum laude, with a degree in graphic arts and printing management.

Hightower earned a master's degree in physical education with a concentration in sports administration from Florida State University in 1998. He worked as an NCAA national office intern from 1997-98 in the education services group.

Hightower was born in Fort Lauderdale, Florida and graduated from Brighton High School in Rochester, New York. He and his wife have two daughters and a son.



BOB WICK

Equipment Manager
36th NFL Season
36th season with Chargers

Chargers Equipment Manager since 2000. Wick received the Whitey Zimmerman Memorial Award as NFL Equipment Manager of the Year in 2009.

He joined the team as a ball boy and equipment assistant during training camp in 1979, spending three seasons as an equipment assistant before being named assistant equipment manager in '83. Wick worked as an equipment assistant with the San Diego Clippers from 1978-80, and is the equipment liaison for the Holiday and Poinsettia Bowls, which are both played in Qualcomm Stadium. He also has worked the 2007, '08 and '10 Pro Bowls.

Wick was born in San Diego and graduated from Mt. Miguel High School in 1978. He earned an associate degree in business administration from Grossmont College in 1981 and studied finance at San Diego State from 1982-85.

Wick and his wife, Debbie, have two daughters, Chloe and Courtney, and a son, Robert. Wick is a former coach and board member for Scripps Ranch Softball. In 2011, he was selected to coach the league's 14-and-under all-star team. Wick is an avid collector of sports memorabilia.

EQUIPMENT STAFF



CHRIS SMITH
Assistant Equipment
Manager—Field Manager



KEVIN DUDDY
Equipment Assistant

ADMINISTRATION



MARSHA WELLS

Controller

Wells joined the Chargers in 1996 after working 16 years for the A.G. Spanos organization. She joined the company in '80 in Las Vegas and relocat-

ed to San Diego in '87, assuming the duties of chief financial officer/property management.

She graduated with a degree in accountancy from Northern Illinois University in 1976 and a master's in business administration from the University of Nevada-Las Vegas, in '82. A Certified Public Accountant and member of the American Institute of CPAs, Wells garnered three years (1976-79) of public accounting experience with the firm Peat, Marwick, Mitchell and Co., in Decatur, Illinois.

She was born in Beardstown, Ill., and attended Rushville High School. Wells is single and resides in Coronado.

ACCOUNTING STAFF



RICH ALEXANDER
Assistant Controller



AMY MYERS
Tax Manager



CHRISTAL LEE
Accounting Manager



SANDY CORDEAU
Payroll/Human
Resources Manager



GRACE PARRA
Accounts Payable
Coordinator



LESLEY PARKER
Revenue Accountant



KEN DERRETT

Senior Vice President – Chief Marketing Officer

Derrett was elevated to senior vice president-chief marketing officer in 2010. He joined the Chargers in 2001 and is responsible for all of the team's marketing and sales functions. During his tenure, the team has experienced significant growth in premium seat sales, sponsorships and broadcast revenue and merchandise sales.

Derrett was the senior VP for global marketing partnerships for the NBA from 1999-01. He joined the NBA in 1995 and was named managing director of NBA Canada in 1996.

Derrett was the manager of sport and entertainment properties at Labatt Breweries of Canada from 1988-95. He managed Labatt's interests with the NFL, Toronto Blue Jays, Canadian Olympic Association, Hockey Canada, Canadian Curling Association and the Commonwealth Games. In addition, he managed several strategic relationships for the company including SkyDome, TSN and the Canadian Country Music Association. Derrett also worked for the CFL from 1978-88, developing the annual business and operations plan for the Grey Cup Championship.

Derrett currently serves on the board of directors and marketing committee for the San Diego Tourism Authority. He is on the marketing committee for the partnership council of the American Cancer Society and held a similar post for the 2008 U.S. Open Golf Championship.

A native of Winnipeg, Manitoba, Derrett received his Bachelor of Commerce in Sports Administration from Laurentian University in Sudbury, Ontario. In 2008, he received an honorary doctorate in sports administration from the school and in 2010, he was acknowledged as one of 50 Distinguished Graduates of the University.

Derrett and his wife, Denise, have two children, Amy and Trevor. Amy graduated from UCLA's school of Engineering and works in real estate development, while Trevor graduated from the University of Arizona where he earned a degree in business. He currently works for the NBA's Sacramento Kings.

EXECUTIVE STAFF



CHELSEA DURAN
Executive Assistant



DENNY O'LEARY

Vice President of Marketing Partnerships

O'Leary joined the Chargers in 2002 and was promoted to vice president of marketing partnerships in 2010. He manages the strategic development and daily operations of the team's corporate sales and services department.

Through the sale of team-controlled inventory such as television, radio,

signage, promotional platforms and hospitality, O'Leary has managed a team that has consistently seen success with retention of corporate clients as well as the addition of new corporate partners. In addition, O'Leary has developed a department infrastructure that focuses on sponsor activation, brand equity and return on partnership investment.

Locally, O'Leary serves on the board of directors for the Make-A-Wish Foundation.

Prior to the Chargers, O'Leary worked with the Denver Broncos, Integrated Sports International, the Utah Grizzlies of the IHL and the NBA's Los Angeles Clippers.

O'Leary was born in St. Louis, Missouri. He graduated from Indiana University in 1990 with a degree in economics.

He and wife, Kari, have two daughters, Kaitlyn and Kylie, and a son, Ryan.

MARKETING STAFF



S. BRANDON WARD
Senior Manager, Marketing
Partnerships & Broadcasting



CHRIS LEE
Senior Manager,
Corporate Partnerships



ZACH GANO
Senior
Manager,
Corporate Partnerships



JENNIFER BOWER
Manager,
Client Services



RACHELLE CULLUM
Coordinator,
Marketing Partnerships



JOHANNA WAY
Coordinator,
Marketing Partnerships



TODD POULSEN

Senior Director of
Ticket Sales & Services

Poulsen joined the Chargers in 2003 and is responsible for ticket sales and services, ticket operations and day-to-day supervision of the ticket office.

He came to San Diego from the NBA's Los Angeles Clippers where he spent six years (1998-03), including three as their director of sales. During his tenure, the Clippers were fifth in the NBA in new season ticket sales and set franchise records for overall group sales revenue, attendance and sellouts.

From 1994-98, Poulsen was an account executive for the Minnesota Timberwolves. He led the department in season ticket sales and overall revenue.

Poulsen was born in Salt Lake City, Utah. He graduated from Utah State University with a degree in marketing and from the University of Redlands with a master's in management.

Poulsen and his wife, Marilyn, have two daughters, Morgan and Madeline. Morgan is a student at Arizona State University.

TICKET SALES STAFF



STEVE PANKOWSKI
Senior Manager,
Ticket Sales



LAUREN HYKES
Account Executive



MEGAN MARONEY
Account Executive



ASHTON O'HALLORAN
Account Executive



RACHEL BOOKS
Club Seat Services
Coordinator



JOSE VIRGEN
CRM/Database Administra-
tor



MICHAEL L. DOUGHERTY

Director of
Ticket Operations

Dougherty oversees all aspects of the ticket office, including season ticket accounts, Club level accounts and single-game ticket sales. He is in his 20th season with the Chargers.

Dougherty, who worked for the San Diego Padres from 1991-94, was born in Pasadena, Calif. He attended Arcadia (Calif.) HS and earned a degree in communications from the University of the Pacific in 1988.

Mike and his wife, Shannon, live in La Costa. They have daughters Brittany and Mikaela, and sons, Connor and Daniel. Brittany is a sophomore studying kinesiology at Texas Christian University.

TICKET OPERATIONS STAFF



KRIS MOERSCHEL
Ticket Operations
Manager



BETSY PYLE
Ticket Operations
Assistant



SHIRLEY WEINMANN

Director of
Guest Services

Weinmann returned to the Chargers in 2006 after previously working for the team from 1997-02 as the suite services manager and executive suites coordinator. From 2002-06, she was the premium seating services manager at STAPLES Center in Los Angeles, home of the Lakers, Clippers, Kings, Sparks and special events including the NBA All-Star Game and the Grammys.

A native of San Diego (Mt. Carmel High School), Weinmann graduated with a degree in business economics and a minor in sports management from

the University of California-Santa Barbara, where she played on the women's volleyball team for four years. She also earned a master's of business administration from National University.

Weinmann and her husband, Chris, reside in San Diego.

GUEST SERVICES STAFF



JIM CWALINSKI
Guest Services
Manager



MEKAELA BERRY
Club Seat Services
Manager



JANET CARROLL
Guest Services
Representative



ADAM HARRIS
Guest Services
Representative



JOANNE HERNANDEZ
Guest Services
Representative



KELCIE HOOVER
Guest Services
Representative



JAMES NAVARRA
Guest Services
Representative



QUINTON OWENS

Director of
Premium Sales

Owens joined the Chargers in 2012 and was promoted to director of premium sales in 2014.

He came to the Chargers from the NBA's Oklahoma City Thunder, where he was a premium sales account executive. Prior to Oklahoma City, Owens worked in premium seating with the Dallas Cowboys and helped with sales prior to the opening of AT&T Stadium in 2009.

A native of Spring, Texas, Owens attended East Texas Baptist University where he lettered in basketball for four years.

PREMIUM SEAT SALES STAFF



MARISSA EGGERS
Manager,
Suite Services



WES BADOREK
Manager,
Premium Seating Sales



EDDIE GOMEZ
Manager,
Premium Seating Sales



DUSTIN SMALLEY
Manager,
Premium Seating Sales



NICOLETTA RUHL

Director of
Digital Media

Ruhl is in her third season as director of digital media.

The digital media department was created in 2012 to revamp the Chargers' presence in digital space. Its goals are to increase online revenue and grow the Chargers audience within Chargers controlled digital media such as Chargers.com, Chargers social media sites and Chargers mobile applications.

Ruhl joined the Chargers in Sept. 2009 as manager of business development after spending the previous seven months as the web/marketing coordinator at MakingOf, Inc. in San Francisco. Prior to that she held jobs as a production coordinator with the NFL Network in Mt. Laurel, N.J., in 2006 and '07 as a production assistant/coordinator at Red Line Films in New York in 2007 and as a baseball division assistant at Creative Artists Agency in New York from 2007-09.

Ruhl attended Yale University in New Haven, Conn., where she played water polo and was an All-Ivy League swimmer. She also worked for the school's radio and TV network for three years as an anchor, broadcaster and sideline reporter. Ruhl earned a degree in American studies in 2006. Along the way, she completed internships with the CBS affiliate, KFMB-TV in San Diego, the National Football League's sales and marketing department and with ESPN.

Ruhl was born in Stockton, Calif. She attended Lincoln High School where she was an All-America swimmer and a varsity water polo player.

DIGITAL MEDIA STAFF



JOEL PRICE
Senior Manager,
Digital Content



RICKY HENNE
Managing Editor,
Chargers.com



JORDAN BEANE
Producer,
Chargers.com



SAM DAVIS
Video Editor,
Chargers.com



INA JUNG
Creative Services
Coordinator



BILL JOHNSTON

**Director of
Public Relations**

Johnston is in his 25th season as director of public relations and his 36th with the team. He is responsible for managing the public image and overall communications strategy for the Chargers. This includes media relations and all organizational messaging. He is the team's primary liaison with the NFL's broadcast partners as well as local and national media outlets.

Johnston has served on the NFL's Public Relations Staff at the last four Super Bowls, serving as facilities coordinator of the National Media Center.

Johnston joined the Chargers in March, 1979 while attending San Diego State University. He earned a degree in journalism in 1981 and was named public relations assistant that year. He served as assistant director of public relations (1984-87) and director of community relations (1988-89). He also oversaw the team's community relations and public affairs from 1990-00.

Johnston was born in La Mesa, California, and attended Helix High School. He is on the board of directors of the Huntington's Disease Society of America, San Diego. He and his daughter, Hayley, were named National Fundraisers of the Year in 2013 and he was also honored by the national HDSA in October 2008 for his support of the organization. While serving as president

of the board, the San Diego Chapter was named the national HDSA Chapter of the Year in 2005 and '07. An avid runner, Johnston has run the San Diego Rock 'n' Roll Marathon 14 times and raised nearly \$700,000 to cure Huntington's Disease.

Johnston and his wife, Ramona, have a son, Jared, and a daughter, Hayley.

PUBLIC RELATIONS STAFF



SCOTT YOFFE
Assistant Director
of Public Relations



JENNIFER ROJAS
Corporate
Communications Manager



JAMAAL LaFRANCE
Media Relations
Coordinator



MIKE NOWAK
Team Photographer



KIMBERLEY LAYTON

**Director of Public Affairs
& Corporate/Community Relations**

Layton is in her 15th season as Director of Corporate and Community Relations for the team. She is responsible for expanding the Chargers' outreach and impact in the community by creating programs and initiatives to enhance the Chargers' corporate, business, charitable and youth football relationships. She also oversees the Chargers Community Foundation, which has provided more than \$11million in benefits to San Diego's youth and educational communities since its inception. Layton has received numerous awards for her work on behalf of the team's community initiatives, including the Community Service Award presented by the High School Sports Association and the Contributor to Amateur Football Award from the San Diego Chapter of the National Football Foundation and College Hall of Fame.

Prior to joining the team, Layton worked in state and local government for 12 years, entering the political arena in 1988. She served as chief of staff for Assemblywoman Lucy Killea from 1989-95. In '95, she was appointed Assistant Director for the City's Dept. of Intergovernmental Relations, and in 1996 she was promoted to Director. In 1998, Layton was appointed as Chief of Staff for Mayor Susan Golding. Layton is a graduate of San Diego High School. She earned her degree from the University of California at Irvine and is married to Farrell Layton.

COMMUNITY RELATIONS STAFF



CHASE HARTMAN
Community Relations Assistant/
Youth Football Coordinator



ALEX BILLER
Community Relations
Assistant



DICK LEWIS

Director of
Player Outreach

Lewis was named director of player outreach in 2012 after spending 26 years as director of security.

His began a weekly tradition of taking players and coaches to serve meals to the homeless and expanded the program by incorporating teens and young adults currently receiving drug rehabilitation treatment at the McAllister Institute. He also takes players to visit hospitals and police dispatch centers, and he helps them become mentors to troubled teens. In 2010, the Salvation Army honored Lewis with its Partners in Mission Award for his

dedication to helping the homeless.

Lewis joined the Chargers full-time in 1989 upon retirement from the San Diego Police Department as a patrol officer. He was a member of the department's school task force and an assistant to the Chief of Police for community relations. Highly regarded for his work in keeping a lid on racial tension and gang activities during the '70s and '80s, Lewis was honored by the San Diego Police Museum in February 2010 during Black History Month.

From 1955-68, Lewis was a hospital corpsman in the U.S. Navy serving with the Marines. He performed two 13-month tours in Southeast Asia during the Vietnam War, earning numerous accolades, including a Purple Heart, a Vietnam Service Medal, and three National Defense & Good Conduct Awards.

Born in Bay City, Texas, Lewis attended Hilliard High School. He earned bachelor's and doctorate degrees in law from Cabrillo Pacific University.

He is the lead vocalist in "Time Out," an R&B band featuring members of the team's security staff.

Lewis resides in Ramona with his daughter, Roshawn and grandson, Jeremy.



BILL STETSON

Director of
Security

Stetson joined the Chargers as director of security in 2012 after a 30-year career in the San Diego Police Department.

Stetson became a patrol officer for the SDPD in 1982 at the young age of 21 and rose through the ranks. He began his career at the Central Division, serving Downtown San Diego and Logan Heights areas. He also served as a SWAT officer before becoming a detective in 1989. He served on a variety of squads, including vice, narcotics and the Violent Crime Task Force. He later became a patrol sergeant and then a detective sergeant, where he served on internal affairs and homicide.

Stetson finished his career at the Department as a lieutenant in the Southeast Division where his final assignment was the gangs division.

Stetson was born in Sacramento, Calif. and attended Del Campo High School. He also attended Sacramento State before moving to San Diego and attending San Diego State. Bill and his wife Cyndi have a daughter, Kelli, and a son, Jackson. They reside in Escondido.

SECURITY STAFF



DAVE JOHNSON
Assistant Director
of Security—Gameday

Before joining the Chargers, he was the director of sales and an account executive with the San Diego Sockers of the Major Indoor Soccer League.

O'Connor was born in Buffalo, New York, and attended St. Joseph's Collegiate Institute in Buffalo. He graduated with a degree in business administration from the University of San Diego in 1982 where he played wide receiver for the Toreros.

Sean and his wife, Meghann, have sons, Liam and Quinn.



SEAN O'CONNOR

Director of Stadium/
Game Operations &
Special Events

In his 26th season with the Chargers, O'Connor is responsible for all aspects of stadium operations, including parking, security, game presentation, entertainment, BoltVision, audio, scoreboard operations and fan interactive areas. He also coordinates special events and acts as the team's liaison with management and concessionaire of Qualcomm Stadium. O'Connor also has worked for the NFL on their ticket operation staff for the last 16 Super Bowls, including Super Bowl XLVIII in New York/New Jersey.

In 2012, he coordinated the Junior Seau memorial tribute at Qualcomm Stadium attended by an estimated 20,000 fans.

STADIUM OPERATIONS & EVENTS STAFF



TOM CARSON
Stadium Operations
Manager



JUSTINE KING
Events Manager



JOHN HINEK

Director of
Business Operations

Hinek spent his 41st year with the Chargers in 2013. He originally joined the team as a ball boy in 1973 and now coordinates team travel and is the facilities coordinator for the team's practice complex. Hinek also serves as the Chargers' training camp coordinator, a role he has held since 1978.

From 2000-04, Hinek oversaw operations at Qualcomm Stadium and he was the team's director of college scouting from 1990-94.

His father, Frank, is the former equipment manager of the Oakland Raiders (1960-62) and brother, Bronco, was the San Francisco 49ers' equipment manager from 1984-97.

Hinek was born in Milwaukee, Wisconsin, and grew up in Alameda, California. He attended San Diego State University and graduated with honors in physical education.

Hinek has two daughters, Camille and Jacquelyn. He married the former Shelly Moore in June, 2013.

BUSINESS OPERATIONS STAFF



JOHN LEATHERWOOD
Business Operations
Assistant



GEORGETTE ROGERS
Receptionist



CHUCK SANDUSKY
Facilities Coordinator



PAUL CHAPMAN
Head Staff Assistant



JAY JAY MANIQUIS
Staff Assistant

SUPPORT STAFF



GEORGE PERICANO
Minority Owner



MONSIGNOR DAN DILLAGOUGH
Team Chaplain



TERRELL FLETCHER
Team Chaplain

2014-15 IMPORTANT DATES

- Aug. 5 - If a Drafted Rookie has not signed with his club by this date, he may not be traded to any other club in 2014.
- Aug. 26 - Rosters cut down to maximum of 75 players on Active List by 1 p.m. (PT).
- Aug. 30 - Rosters cut down to maximum of 53 players on Active/Inactive List by 6 p.m. (PT).
- Aug. 31 - At 9 a.m. (PT), clubs may establish a Practice Squad of eight players by signing free agents who do not have an accrued season of free-agency credit or who were on the Active/Inactive List for less than nine regular-season games during their only Accrued Season(s). A player cannot participate on the Practice Squad for more than three seasons.
- Sept. 4 - NFL Kickoff Weekend.
- Sept. 23 - Priority on multiple waiver claims is now based on 2014 standings.
- Oct. 28 - All trading ends at 1 p.m. (PT).
- Oct. 29 - Players with at least four previous pension credits are subject to the waiver system for the remainder of regular season and postseason.
- Nov. 11 - By 1 p.m. (PT), clubs must sign their Draft Choices and any Unrestricted and Restricted Free Agents to whom June 1 tender was made. If still unsigned after this date, players are prohibited from playing in NFL in 2014.
- Dec. 29 - Clubs may begin signing free agent players for the 2015 season.
- Jan. 3-4 - Wild Card Playoffs
- Jan. 10-11 - Divisional Playoffs
- Jan. 18 - AFC and NFC Championship Games
- Jan. 25 - Pro Bowl, University of Phoenix Stadium, Glendale, Arizona
- Feb. 1 - Super Bowl XLIX, University of Phoenix Stadium, Glendale, Arizona



VETERANS & RETURNING PLAYERS

Antonio Gates will play his 12th season for the Chargers in 2014. He's the franchise's all-time leader for career receptions and touchdown catches.

Photo: Mike Nowak



37

JAHLEEL ADDAE

Safety
5-10, 195
2nd NFL Season
2nd with Chargers

Free Agent - '13
Central Michigan
Riverview HS
Valrico, Fla.

In a typical NFL season, a small handful of undrafted rookies will earn their way onto an NFL roster. Addae was one of the chosen few.

He began to turn heads in the team's offseason program, and after a strong training camp, he made the team's opening day roster. Addae started the season playing primarily on special teams, but as the season wore on, the coaching staff gained more confidence in his ability and by late in the year, he was a defensive regular. Addae ended up making several big defensive plays late in the season and he led the secondary with 13 tackles in the playoffs. When the Chargers beat Kansas City in their regular-season finale to qualify for the playoffs for the first time since 2009, Addae made a key third-down pass breakup during the Bolts' game-winning defensive stand. In the postseason, he had a key fumble recovery in the team's AFC Wild Card Playoff win at Cincinnati and a forced fumble a week later in the divisional playoffs at Denver.

Addae didn't exactly come out of nowhere to play in the NFL. A Valrico, Florida native, Addae had a highly decorated career at Central Michigan where he was All-Mid-American Conference three times and the team's defensive player of the year twice. A physical player who has dreadlocks that flow from the underside of his helmet, Addae was given the nickname "The Predator" by his CMU teammates. His older brother, Jahmile, also played Division-I football, starting four years at West Virginia. Jahmile was a two-year team captain for the Mountaineers and a finalist for several covered postseason awards. After a brief NFL career, Jahmile transitioned into coaching and now is working as a defensive graduate assistant at the University of Arizona.

TRANSACTION HISTORY: Signed with Chargers May 13, 2013.

2013: Crushing blow to break up third-down pass intended for Kenny Britt Sept. 22 at Tennessee...first-career sack on third-down play early in game Oct. 20 at Jacksonville...broke up third down pass during game-saving overtime stand in Dec. 29 win vs. Kansas City that lifted Bolts into NFL playoffs...third-down fumble recovery in Jan. 5 wild card playoffs at Cincinnati led to field goal and 17-10 lead...third down forced fumble vs. Denver's Julius Thomas in Jan. 12 divisional playoffs.

COLLEGE: Second Team All-MAC as senior, first-team as junior and third-

team as sophomore...CMU's co-Defensive Player of Year as senior after winning award outright as junior...invited to East-West Shrine Game following senior season...tied for conference lead with four picks as senior and junior...MAC Defensive Player of Week after Miami (Ohio) game in 2012...51 career games with 302 career tackles, 15 tackles for loss, 3.5 sacks, eight interceptions, 21 passes defended and three forced fumbles...redshirted in 2008...played at Central Michigan from 2009-12...general management major.

PERSONAL: Born in Tampa, Fla...third-team all-state as senior, second-team all-state as sophomore...two-time all-county running back at Riverview High School in Valrico, Fla.

Regular Season

Year	Team	G-S	Tack.-Asst.	Total	Sacks-Yds.	Int.-Yds.	Long	TD	Pass Def.	Fumbles For.-Rec.	TFL	Special Teams Tackles
2013	San Diego	16-2	26-6	32	1-10	0-0	0	0	2	0-1	1	9

Postseason

Year	Team	G-S	Tack.-Asst.	Total	Sacks-Yds.	Int.-Yds.	Long	TD	Pass Def.	Fumbles For.-Rec.	TFL	Special Teams Tackles
2013	San Diego	2-1	10-3	13	0-0	0-0	0	0	1	1-1	1	0

Regular-Season Single-game Highs

Tackles — 5 at Jacksonville Oct. 20, 2013

Sacks — 1 at Jacksonville Oct. 20, 2013

Year	Team	G-S	Tack.-Asst.	Total	Sacks-Yds.	Int.-Yds.	Long	TD	Pass Def.	Fumbles For.-Rec.	TFL	Special Teams Tackles
2013	San Diego	16-2	26-6	32	1-10	0-0	0	0	2	0-1	1	9

Postseason Single-game Highs

Tackles — 8 at Denver Jan. 12, 2014

TOP 10 HOME & ROAD ATTENDANCE

Date	Opponent	Attendance	Date	Opponent	Attendance
12/28/08	Denver	69,131	12/13/09	at Dallas	90,552
09/22/08	New York Jets [^]	68,922	11/27/05	at Washington	84,930
11/06/11	Green Bay	68,908	10/26/08	at New Orleans*	83,226
12/20/09	Cincinnati	68,889	11/03/13	at Washington	80,115
11/15/09	Philadelphia	68,879	11/01/70	at Cleveland	80,047
11/10/13	Denver	68,847	10/15/72	at Miami	80,010
10/24/10	New England	68,836	10/09/95	at Kansas City	79,288
01/14/07	New England+	68,810	12/23/12	at New York Jets	79,088
10/12/08	New England	68,704	10/23/11	at New York Jets	79,088
10/19/09	Denver [^]	68,615	11/19/72	at Kansas City	79,011

+ AFC Divisional Playoff game

[^] Monday Night Football

* at London, England (Wembley Stadium)

[^] Monday Night Football

16

SEYI AJIROTUTU

Wide Receiver
6-3, 215
5th NFL Season
4th with Chargers

Free Agent - '13
Fresno State
Oak Ridge HS
El Dorado Hills, Calif.



The Chargers retained one of their top special teams performers, and a wide receiver with a knack for big plays, when they re-signed Ajirotootu in March.

Ajirotootu led the Chargers in special teams tackles in 2013. He also made one of the team's biggest offensive plays of the season, hauling in a game-winning 26-yard touchdown pass with 24 seconds left in the game to cap a 41-38 win over the Kansas City Chiefs at Arrowhead Stadium on Nov. 24.

A native of El Dorado Hills, California, Ajirotootu was an All-Western Athletic Conference player at Fresno State, where he was a teammate and close friend of Chargers running back Ryan Mathews. To this day, the two are almost inseparable, even as their NFL careers have taken them down slightly different paths. Both joined the Chargers in 2010 after they'd been college roommates at FSU. They also both hired the same agent and they trained together in their pre-draft workouts. Even though Mathews was a first-round pick and Ajirotootu joined the Chargers as an undrafted rookie, the latter made a huge impact during an important road game in Houston during his rookie

season. He began the season on the team's practice squad, but after just seven weeks, he was signed to the active roster when injuries ravaged the team's depth at the position. Just three weeks later he was thrust into the rotation in the game against the Texans and he delivered an incredible 111-yard, two-touchdown performance that included the game-winning 28-yard touchdown catch in the fourth quarter.

Ajirotootu's father, Leke, was born in Nigeria. His name is pronounced Shay-EE Ah-JEER uh-too-too, which means "God has done this" when translated to English. An electrical engineer, Leke and Seyi's mother, Wilma, pushed all their children to excel in both athletics and academics. Ajirotootu earned a degree in finance from Fresno State and interned with Northwestern Mutual while in college and with the Pollakow Financial Group during the early part of his career in San Diego. His sister, Yemi, received her undergraduate degree from Stanford and graduated from UCLA's medical school, while his younger brother, Toyin, is a law school graduate.

Ajirotootu and wife, Autumn, were married in 2012.

TRANSACTION HISTORY: Signed with Chargers, May 10, 2010...waived Sept. 4...signed to practice squad, Sept. 6...signed to active roster Oct. 23...waived Sept. 3, 2011...claimed by Carolina Sept. 4...re-signed with Panthers, April 10, 2012...waived Aug. 31...signed with Chargers, Oct. 30...re-signed with Chargers, Aug. 17, 2013 and March 17, 2014.

2013: Inactive Weeks 1-2...game-winning 26-yard touchdown catch with 24 seconds remaining in 41-38 win over Kansas City Chiefs Nov. 24 at Arrowhead Stadium...forced fumble on kickoff after Bolts had taken 20-10 lead over Oakland Dec. 22...led to field goal and 23-10 lead in eventual 26-13 win...added two special teams stops vs. Raiders. **2012:** Diving season-long 28-yard catch on 3rd-and-5 during game-opening touchdown drive Nov. 1 vs. Kansas City...helped Bolts to 7-0 lead in 31-13 win, playing in first game just three days after re-signing with the Chargers...injured hand Dec. 2 vs. Cincinnati and placed on "Reserve-Injured" Dec. 4. **2011:** Had lone catch of season Dec. 4 at Tampa Bay. **2010:** Third-down catch Oct. 31 vs. Tennessee sustained key

touchdown drive that ignited 20-0 run to give Chargers 27-19 lead...two touchdown catches in third NFL game, including game-winning 28-yarder at 5:17 of fourth quarter Nov. 7 at Houston...other touchdown (55 yards) was team's second-longest of season...finished game with 111 yards on four catches.

COLLEGE: Second-team All-WAC as senior...eighth on school's all-time list with 128 catches and 1,991 yards...12 TDs and averaged 15.8 ypc for career...redshirted in 2005...played at Fresno State from 2005-09...finance degree.

PERSONAL: Born in Mountain View, Calif...Sacramento Bee MVP after leading Oak Ridge High School in El Dorado Hills, Calif., to Sac-Joaquin Section D-II title...leading receiver in section in 2004 and Sierra Conference Defensive Player of the Year...six catches for 194 yards and three TDs and 15 tackles in section title game vs. Del Oro.

Regular Season		Receiving				Special Teams	
Year	Team	G-S	No.-Yds.	Avg.	Long	TD	Tackles
2010	San Diego	10-0	13-262	20.2	55t	2	2
2011	Carolina	14-0	1-4	4.0	4	0	0
2012	San Diego	3-1	3-45	15.0	28	0	2
2013	San Diego	14-0	3-64	21.3	26t	1	12
Totals		41-1	20-375	18.8	55t	3	16

Postseason		Receiving				Special Teams	
Year	Team	G-S	No.-Yds.	Avg.	Long	TD	Tackles
2013	San Diego	2-0	0-0	0.0	0	0	1

Single-game Highs

Receptions — 4 at Houston Nov. 7, 2010
Receiving Yards — 111 at Houston Nov. 7, 2010
Receiving Long — 55t at Houston Nov. 7, 2010
Receiving TDs — 2 at Houston Nov. 7, 2010



13

KEENAN ALLEN

Wide Receiver
6-2, 211
2nd NFL Season
2nd with Chargers

Draft 3 - '13
California
Northern Guilford HS
Greensboro, N.C.

Keenan Allen took the NFL by storm in 2013, earning NFL Rookie of the Year and NFL Offensive Rookie of the Year honors from multiple organizations.

And as unfathomable as it might sound, Allen's rookie-of-the-year season almost never materialized.

Allen was drafted by the Chargers in the third round in 2013. A projected first-rounder as his college career wound down, Allen's stock fell after he suffered a knee injury late in his senior season at Cal. Over his first few months in San Diego, the coaching staff limited his reps to make sure he was fully recovered from the knee injury. Allen also found himself stacked behind the talented group of veteran wide receivers that the Chargers possessed. At one point during training camp, Allen began questioning himself and his position with the team and he considered walking away to continue his education at Cal and pursue a career in his other field of dreams: music. Thankfully though, some tough talk and motherly advice from Allen's mom, Doris, convinced the young wide receiver to hang in there and he did just that. Around the same time that Allen was agonizing over his future in the NFL, Danario Alexander went down with a knee injury and suddenly Allen found himself receiving more repetition with the offense. Then in the Chargers' second game of the season in Philadelphia, Malcolm Floyd was carted off the field on the first play of the third quarter. Allen's number was called and two plays later he caught an 18-yard pass on a 3rd-and-8 play, igniting a touchdown drive that gave the Chargers a 20-10 lead and igniting a season that would end with Allen being celebrated center stage at New York City's Radio City Music Hall.

Over the final 14 weeks of the 2013 season, Allen would go on to set team rookie receiving records with 1,046 yards (also a team high) and 71 catches. He led all NFL rookies in catches, yards and touchdown catches (8). Allen topped the 1,000-yard plateau during the Bolts' regular-season finale, bettering John Jefferson's team mark of 1,001 yards from 1978, while posting the 35th 1,000-yard receiving season in team history. He also became the NFL's first 1,000-yard rookie since Cincinnati's A.J. Green in 2011, and he became just the fifth rookie since 2000 to go over the 1,000-yard mark. In Weeks 14-16 of the regular season, Allen caught five touchdown passes, the most by a Chargers wide receiver in three games since 1996. It included an impressive two-game

stretch in the course of five days when Allen caught four of those touchdowns with two against the New York Giants on Dec. 8 and two more at Denver on Dec. 12. Twice in 2013, Allen racked up more than 100 yards in back-to-back games, a feat last achieved by a Chargers rookie in 1960.

Allen's outstanding play continued into the postseason as he led the team with eight catches for 163 yards and two touchdowns in two playoff games. It included a six-catch, 142-yard, two-touchdown performance in the divisional playoffs at Denver, giving him four touchdown catches in his last two games against the 2013 AFC Champion Broncos who went 13-3 during the regular season. Allen posted the team's second-most yards in a playoff game during that Denver contest and he became the first Charger since Jan. 1983 (Kellen Winslow at Pittsburgh) with two touchdown catches in a game. Allen's 142 yards against the Broncos also tied for the second-most yards by a rookie in a playoff game in NFL history with Philadelphia's Keith Jackson (Dec. 31, 1998) and he became the league's first rookie since New England's Julian Edelman in Jan. 2010 with two touchdown catches in a postseason game.

Long before the 2013 NFL Draft, Allen was a player coveted by Chargers General Manager Tom Telesco. In 2011, Telesco attended Cal's game against USC at San Francisco's AT&T Park and he noted that Allen really stood out on a field that was loaded with great players. Allen in fact enjoyed one of the most prolific days of his career that evening against the Trojans, catching a career-best 13 passes for 160 yards.

Allen left school after his junior season having caught a school-record 205 passes, for 2,570 yards (third in school history) and 17 touchdowns (seventh). It included a career-high 98 catches for 1,343 yards as a sophomore in 2011. Allen's half-brother, Zach Maynard, was his quarterback all three years at Cal. Maynard had originally enrolled at Buffalo, but transferred to Cal so that he and Allen could play together. In 2011, the two combined for the longest pass play in school history when they hooked up on a 90-yard score against the Washington Huskies. One of Allen's closest friends is Cincinnati Bengals' wide receiver Marvin Jones. They became teammates at Cal after Jones hosted Allen during his recruiting visit and they built a close bond. The two still talk on a regular basis.

ALLEN'S ACCOLADES



2013 NFL Rookie of the Year
Pepsi Next & Sporting News



2013 NFL Offensive Rookie of the Year - Professional Football Writers of America (PFWA),
CBSSports.com & Sports Illustrated



2013 All-Rookie Team
(PFWA)

2013 All-AFC West
(ESPN)

Four-Time Pepsi Next
NFL Rookie of the Week

TRANSACTION HISTORY: Third-round pick (76), April 26, 2013...signed May 13.

2013: Pepsi Next and Sporting News NFL Rookie of Year...Professional Football Writers of America (PFWA), CBSSports.com and Sports Illustrated NFL Offensive Rookie of Year...PFWA All-Rookie...ESPN All-AFC West...first two NFL catches Sept. 15 at Philadelphia...both were third-down catches good for first downs during scoring drives...first went for 18 yards on 3rd-and-11 during touchdown drive and second covered 16 on 3rd-and-7 during field goal drive...made first catch despite being interfered with, drawing penalty flag...several big catches in 30-21 win over Dallas Sept. 29...helped sustain first touchdown drive of game with 31-yard catch on 3rd-and-8...later ignited field goal drive that gave Bolts 23-20 lead with 19-yard catch from own 10 on first play...first-career touchdown on seven-yard catch in fourth quarter at Oakland Oct. 6...started drive with 21-yard punt return and also drew pass interference penalty on 1st-and-15 play...in third quarter, also caught 11-yarder that was ruled TD on field, but overturned by instant replay...finished night with 115 yards for first-career 100-yard game...**Pepsi Next NFL Rookie of Week** after game-high 107 yards in 19-9 win over Indi-

anapolis Oct. 14...second-straight 100-yard game to become only second Chargers rookie and first since Don Norton in 1960 with back-to-back 100-yard games...scored team's only TD of night (22 yards) in second quarter...team-high 128 yards and 16-yard late fourth-quarter TD catch Nov. 3 at Washington...TD catch helped team erase 10-point deficit...had 16-yard catch on 3rd-and-3 during drive...on drive after TD, caught 22-yard pass on 4th-and-2, followed by successive catches of 20 and 11 yards that led to game-tying field goal. **Pepsi Next NFL Rookie of Week** after game-high nine catches and 124 yards in 41-38 win Nov. 24 at Kansas City, including eight catches for 104 yards in first half...was fourth 100-yard game of season to set new team rookie record...game highs in yards (106) and catches (eight) Dec. 1 vs. Cincinnati...second-consecutive 100-yard game, marking second occasion with back-to-back 100-yard games...fifth 100-yarder of season, extending team rookie record...19-yard catch on 3rd-and-10 in second quarter helped set up team's only touchdown of game...first-career multi-touchdown game during 37-14 win over New York Giants on Dec. 8...TD catches of 43 yards (career long) and four yards, both on 3rd-down plays...both touchdowns in first half as Bolts jumped out to 24-0 lead after two quarters...raised season receptions total to 61, setting new team rookie record, eclipsing previous mark of 59 by LaDainian Tomlinson in 2001. **Pepsi Next NFL Rookie of Week** after helping Chargers to 27-20 upset win over 11-2 Denver with touchdown catches of 19 and 10 yards on third down plays in second quarter Dec. 12 at Sports Authority Field...marked four touchdowns in five game stretch and were sixth and seventh scoring catches of season...eighth TD catch of season (4 yards) in third quarter to break 10-10 tie in 26-13 win over Oakland Dec. 22...was fifth TD in last three games, equaling most by Chargers WR in three-game stretch since 1996...also had season-long 28-yard punt return in game. **Pepsi Next NFL Rookie of Week** after team-high 89 yards receiving

in 27-24 overtime win against Kansas City Dec. 29 that put Chargers into AFC playoffs...upped season tally to team-leading and team rookie record 1,046 yards...went over 1,000 yards on 38-yard catch that set up game-tying field goal late in fourth quarter...earlier, 24-yard catch on 3rd-and-6 helped set up TD that tied game at 14-14...held to two catches in Jan. 5 Wild Card Playoff win at Cincinnati, but both were 3rd-down catches in third quarter that helped sustain scoring drives...nine-yard catch on 3rd-and-1 helped sustain TD drive and 12-yarder on later 3rd-and-7 helped sustain FG drive...tied team postseason record with two touchdowns and second-most yards in team playoff history (142) in Jan. 12 divisional playoffs at Denver...both TDs covered 16 yards in fourth quarter...set up second TD with 49-yard catch on desperation 4th-and-5 play...became fourth player in team history with two touchdown catches in postseason game, while 100-yard game was just 14th in team's postseason history.

COLLEGE: Honorable mention All-Pac-12 as junior, third-team All-America and first-team All-Pac-12 as sophomore and second-team All-Pac-10 as frosh...2011 Bear Backers MVP Award...four-time recipient of College Football Performer of Week Award, including three times as wide receiver and once as punt returner...Pac-10 Special Teams Player of Week as freshman vs. Arizona State...played at California from 2010-12...African-American studies major.

PERSONAL: Born in Greensboro, N.C...spent freshman and sophomore seasons at Grimsley (Greensboro) High School...played alongside half-brother and quarterback, Zach Maynard...transferred to Greensboro's North Guilford High as junior and senior...USA Today All-America as senior...all-state as junior...as senior, led squad to 3A Mid-State Conference title.

Regular Season		Receiving				Special Teams		Punt Returns				
Year	Team	G-S	No.-Yds.	Avg.	Long	TD	Tackles	No.-Yds.	FC	Avg.	Long	TD
2013	San Diego	15-14	71-1,046	14.7	43†	8	1	15-125	13	8.3	28	0

Postseason		Receiving				Special Teams		Punt Returns				
Year	Team	G-S	No.-Yds.	Avg.	Long	TD	Tackles	No.-Yds.	FC	Avg.	Long	TD
2013	San Diego	2-2	8-163	20.4	49	2	0	0-0	2	0.0	0	0

Regular-Season Single-game Highs

Receptions — 9 (2 times) Last: at Kansas City Nov. 24, 2013
 Receiving Yards — 128 at Washington Nov. 3, 2013
 Receiving Long — 43† vs. N.Y. Giants Dec. 8, 2013
 Receiving TDs — 2 (2 times) Last: at Denver Dec. 12, 2013

Postseason Single-game Highs

Receptions — 6 at Denver Jan. 12, 2014
 Receiving Yards — 142 at Denver Jan. 12, 2014
 Receiving Long — 49 at Denver Jan. 12, 2014
 Receiving TDs — 2 at Denver Jan. 12, 2014
 Receiving Long TD — 16 (2 times) Last: at Den. Jan. 12, 2014

2013		Receiving				Punt Returns				
Date	Opp	No.-Yds.	Avg.	Lg	TD	No.-Yds	FC	Avg.	Lg	TD
09/09	Hou	Did Not Play								
9/15	at Phi	2-34	17.0	18	0	0-0	0	0	0	0
9/22	at Ten*	1-4	-4.0	3	0	0-0	0	0	0	0
9/29	Dal*	5-90	18.0	31	0	0-0	0	0	0	0
10/6	at Oak*	6-115	19.2	30	1	1-21	0	21.0	21	0
10/14	Ind*	9-107	11.9	22†	1	0-0	1	0.0	0	0
10/20	at Jax*	3-67	22.3	36	0	1-11	0	11.0	11	0
11/3	at Was*	8-129	16.0	22	1	0-0	1	0.0	0	0
11/10	Den*	4-41	10.3	18	0	0-0	3	0.0	0	0
11/17	at Mia*	3-45	15.0	17	0	2-34	1	17.0	21	0
11/24	at KC*	9-124	13.8	29	0	1-5	2	5.0	5	0
12/1	Cin*	8-108	13.3	22	0	1-0	2	0.0	0	0
12/8	NVG*	3-59	19.7	43†	2	2-2	0	10	2	0
12/12	at Den*	2-29	14.5	19†	2	2-11	1	5.5	6	0
12/22	Oak*	3-26	8.7	18	1	3-35	1	11.7	28	0
12/29	KC*	5-99	17.8	38	0	2-6	1	3.0	7	0
Totals		71-1,046	14.7	43†	8	15-125	13	8.3	28	0
1/5	at Cin*	2-21	10.5	12	0	0-0	2	0.0	0	0
1/12	at Den**	6-142	23.7	49	2	0-0	0	0.0	0	0
Totals		8-163	20.4	49	2	0-0	2	0.0	0	0

* Denotes starter
 † Denotes postseason game



67

NICK BECTON

Tackle
6-6, 323
2nd NFL Season
2nd with Chargers

Free Agent - '13
Virginia Tech
New Hanover HS
Wilmington, N.C.

Nick Becton's rookie season could be described as a redshirt year with the Chargers in 2013. The undrafted free agent from Virginia Tech split time

between the team's practice squad and active roster. He made his NFL debut in the Bolts' fifth game of the season in Oakland.

TRANSACTION HISTORY: Signed with Chargers May 13, 2013...waived Aug. 31...re-signed to practice squad, Sept. 2...signed to active roster, Sept. 28...waived Nov. 16...re-signed to practice squad, Nov. 19...re-signed with Chargers, Jan. 14, 2014.

COLLEGE: First-Team VaSID University Division All-State as senior after starting all 13 games at left tackle...played in 45 career games...redshirted in 2008...played at Virginia Tech from 2009-12...degree in apparel, housing and resource management (residential property management).

2013: Spent 11 weeks plus playoffs on practice squad... played in first-career game Oct. 6 at Oakland.

PERSONAL: Born in Fayetteville, N.C....Associated Press first-team all-state at New Hanover High in Wilmington, N.C.

Games Played-Started: 2013 (1-0, San Diego).



34

DONALD BROWN

Running Back
5-10, 207
6th NFL Season
1st with Chargers

UFA (Indianapolis) - '14
Connecticut
Catholic HS
Red Bank, N.J.

The Chargers made a key addition to their offensive backfield in March when they signed Brown, a first-round pick of the Indianapolis Colts in 2009.

scored a pair of touchdowns in the Colts' thrilling 45-44 come-from-behind win over the Kansas City Chiefs in the 2013 AFC Wild Card Playoffs.

Chargers General Manager Tom Telesco and Brown have a history together as the Bolts' GM was a key member of the Colts' front office when they selected Brown with the 27th overall pick out of Connecticut in 2009.

A native of Red Bank, New Jersey, Brown made himself eligible for the 2009 NFL Draft after leading the nation with 2,083 rushing yards with 18 touchdowns as a junior for the Huskies in 2008.

Over the first five seasons of his career, Brown carried the ball 551 times for 2,377 yards and 17 touchdowns. He averaged 4.3 yards per carry and is very secure with the football, having only two career fumbles, both of which were recovered by the offense. Brown is also a weapon in the passing game, with 83 career receptions for 767 yards and two touchdowns.

Brown enjoys playing golf and participating in numerous outdoor activities. He works extremely hard to maintain his conditioning and closely watches everything he eats, not an easy task considering Brown's wife, Mallory, owned a bakery in Indianapolis called Sugar Coated Indy. Mallory graduated from James Madison University in 2008 and the couple married in 2012. They have one child, a son named Hudson. They also have two Bernese Mountain Dogs.

Brown joins the Chargers following one of his best seasons. He averaged a career-high 5.3 yards per carry and scored a career-high six rushing touchdowns for the Colts in 2013. He also logged 102 yards of total offense and

TRANSACTION HISTORY: First-round pick by Indianapolis (27), April 25, 2009...signed with Colts Aug. 3...contract expired March 11...signed with Chargers March 13.

Luck recovered ball at five and scored to cut deficit to 41-38. **2012:** 18-yard rushing TD in Sept. 9 season-opener at Chicago...season-high 84 rush yards in 30-27 win vs. Green Bay Oct. 7...inactive Oct. 14 at New York Jets and Oct. 21 vs. Cleveland...inactive Dec. 9 vs. Tennessee and played on injured-reserve Dec. 11 (ankle). **2011:** Career-high 161 yards on 16 carries (10.1 avg.) Dec. 18 vs. Tennessee...included career-long 80-yard TD run, tying franchise record set in 1964. **2010:** First-career 100-yard game with 129 yards and TD Dec. 19 vs. Jacksonville... 49-yard rush in first quarter was team's longest since 2004. **2009:** First-career touchdown (15 yards) in fourth quarter tied game, 20-20 in 27-23 win at Miami Sept. 21 on ESPN's Monday Night Football.

2013: First receiving touchdown of career Nov. 10 vs. St. Louis...career-high two rushing touchdowns and season highs in rush attempts (14) and yards (80) in NFL Network Thursday Night Football game at Tennessee four days later...first-career start and scored game-clinching four-yard TD run with 1:56 left in 22-14 win over Titans to cap off 11-play, 92-yard drive...Dec. 22 at Kansas City, scored rushing and receiving TD in same game for first time in career...also became first Colt since 2009 to achieve feat...two touchdowns and 102 yards total offense in 45-44 come-from-behind win over Chiefs in wild card playoffs Jan. 4...scored touchdowns 4:15 apart in third quarter (10 and 3 yards) to help erase 38-10 deficit and get Colts to within 38-24...early in fourth quarter had fumble at Chiefs' two-yard line, but quarterback Andrew

COLLEGE: Big East Conference and Eastern College Athletic Conference (ECAC) Player of Year in 2008 after leading nation and setting school and conference records with 2,083 rushing yards...also first-team All-America by Sporting News and second-team by Associated Press...school-record 17-

career 100-yard games and conference-record 11 in 2008, including three 200-yard outings...school freshman-record 205 yards and two touchdowns in 46-45 double-overtime win vs. Pittsburgh in 2006...finished career with 3,800 yards rushing (698 att.) with 33 touchdowns and 48 catches for 276 yards and two scores...played at Connecticut from 2006-08...exercise science degree.

PERSONAL: Born in Atlantic Highlands, N.J....first-team all-division, all-county and All-Jersey Shore, and second-team all-state at Catholic High School in Red Bank, N.J. after 2,032-yard, 27-touchdown campaign as senior...recipient of All-America Scholar Award...lettered six times in track.

Regular Season		Rushing					
Year	Team	G-S	No.-Yds.	Avg.	Long	TD	
2009	Indianapolis	11-1	78-281	3.6	45	3	
2010	Indianapolis	13-8	129-497	3.9	49	2	
2011	Indianapolis	16-2	134-645	4.8	80†	5	
2012	Indianapolis	10-4	108-417	3.9	19	1	
2013	Indianapolis	16-5	102-537	5.3	51†	6	
Totals		66-20	551-2,377	4.3	80†	17	

Receiving					
No.-Yds.	Avg.	Long	TD		
11-169	15.4	72	0		
20-205	10.3	25	0		
16-86	5.4	17	0		
9-93	10.3	39	0		
27-214	7.9	33†	2		
83-767	9.2	72	2		

Postseason		Rushing					
Year	Team	G-S	No.-Yds.	Avg.	Long	TD	
2009	Indianapolis	3-0	16-46	2.9	13	0	
2013	Indianapolis	2-2	28-118	4.2	16	1	
Totals		5-2	44-164	3.7	16	1	

Receiving					
No.-Yds.	Avg.	Long	TD		
3-26	8.7	11	0		
5-50	10.0	25	1		
8-76	9.5	25	1		

Regular-Season Single-game Highs

Rushing Attempts — 18 vs. Jacksonville Sept. 23, 2012
 Rushing Yards — 161 vs. Tennessee Dec. 18, 2011
 Rushing Long — 80† vs. Tennessee Dec. 18, 2011
 Rushing TDs — 2 at Tennessee Nov. 14, 2013
 Receptions — 5 (2 times) Last: vs. St. Louis Nov. 10, 2013
 Receiving Yards — 72 at Arizona Sept. 27, 2009
 Receiving Long — 72 at Arizona Sept. 27, 2009
 Receiving TDs — 1 (2 times) Last: at Kansas City Dec. 22, 2013

Postseason Single-game Highs

Rushing Attempts — 17 at New England Jan. 11, 2014
 Rushing Yards — 63 at New England Jan. 11, 2014
 Rushing Long — 16 at New England Jan. 11, 2014
 Rushing TDs — 1 vs. Kansas City Jan. 4, 2014
 Receptions — 4 vs. Kansas City Jan. 4, 2014
 Receiving Yards — 47 vs. Kansas City Jan. 4, 2014
 Receiving Long — 25 vs. Kansas City Jan. 4, 2014
 Receiving TDs — 1 vs. Kansas City Jan. 4, 2014

2013		Rushing						Receiving						
Date	Opp	No.-Yds.	Avg.	Lg	TD	Tds	No.-Yds.	Avg.	Lg	TD	Tds			
09/08	Oak	0-0	0.0	0	0		0-0	0.0	0	0				
09/15	MIA	7-30	4.3	11	0		0-0	0.0	0	0				
09/22	atSF	3-25	8.3	16	0		0-0	0.0	0	0				
09/29	atJax	3-95	21.7	50	0		2-11	5.5	9	0				
10/06	Sea	6-37	6.2	16	1	3	2-3	1.5	3	0				
10/14	atSD	3-15	5.0	8	0		2-19	9.5	14	0				
10/20	Den	11-23	2.1	7	0		3-42	14.0	28	0				
10/03	atHou	6-49	8.2	24	0		0-0	0.0	0	0				
11/10	STL	24-11	-0.5	1	0		5-64	12.8	26	1	13			
11/14	atTen	14-80	5.7	17	2	6.11	1-4	14.0	14	0				
11/24	atAri	2-1	0.5	1	0		11-20	-2.0	-2	0				
12/01	Ten*	14-54	3.9	14	1	4	2-10	5.0	7	0				
12/08	atCin*	4-11	2.8	5	0		4-18	4.5	9	0				
12/15	Hou*	5-38	7.6	26	0		0-0	0.0	0	0				
12/22	atKC*	10-79	7.9	51†	1	5†	2-31	15.5	33†	1	33			
12/29	Jax*	12-31	2.6	7	1	1	3-4	1.3	9	0				
Totals		102-537	5.3	51†	6		27-214	7.9	33†	2				
01/04	KC*+	11-55	5.0	13	1	10	4-47	11.8	25	1	3			
01/11	atNE*+	17-63	3.7	16	0		1-3	3.0	3	0				
Totals		28-118	4.2	16	1		5-50	10.0	25	1				

2011		Rushing						Receiving						
Date	Opp	No.-Yds.	Avg.	Lg	TD	Tds	No.-Yds.	Avg.	Lg	TD	Tds			
09/11	atHou	0-0	0.0	-	0		0-0	0.0	-	0				
09/18	Cle	0-0	0.0	-	0		0-0	0.0	-	0				
09/25	Pit	0-0	0.0	-	0		0-0	0.0	-	0				
10/03	atTB	0-0	0.0	-	0		0-0	0.0	-	0				
10/09	KC	8-38	4.8	16	0		0-0	0.0	-	0				
10/16	atCin	5-35	7.0	18†	1	18	2-16	8.0	8	0				
10/23	atNO	9-47	5.2	24	0		0-0	0.0	-	0				
10/30	atTen	10-33	3.3	9	1	4	1-1	1.0	1	0				
11/06	Atl	16-70	4.4	13	0		1-1	1.0	1	0				
11/13	Jax*	14-53	3.8	24	0		4-12	3.0	7	0				
11/27	Car	14-80	5.7	17†	1	17	1-17	17.0	17	0				
12/04	atNE	14-41	2.9	7	1	5	1-15	15.0	15	0				
12/11	atBal*	9-28	3.1	8	0		14-61	-6.0	-6	0				
12/18	Ten	16-161	10.1	80†	1	80	1-2	2.0	2	0				
12/22	Hou	11-35	3.2	11	0		2-13	6.5	10	0				
01/01	atJax	8-24	3.0	8	0		2-15	7.5	8	0				
Totals		134-645	4.8	80†	5		16-86	5.4	17	0				

2012		Rushing						Receiving						
Date	Opp	No.-Yds.	Avg.	Lg	TD	Tds	No.-Yds.	Avg.	Lg	TD	Tds			
09/09	atChi*	9-48	5.3	18†	1	18	0-0	0.0	0	0				
09/16	Min*	16-45	2.8	15	0		0-0	0.0	0	0				
09/23	Jax*	18-62	3.4	9	0		1-39	39.0	39	0				
10/07	GB*	17-84	4.9	14	0		2-8	4.0	5	0				
10/14	atNYJ	Inactive												
10/21	Cle	Inactive												
10/28	atTen	14-80	5.7	19	0		0-0	0.0	0	0				
11/04	Mia	0-0	0.0	0	0		1-7	7.0	7	0				
11/08	atJax	14-42	3.0	6	0		0-0	0.0	0	0				
11/18	atNE	4-17	4.3	9	0		2-6	3.0	7	0				
11/25	Buf	10-26	2.6	11	0		1-23	23.0	23	0				
12/02	atDet	6-13	2.2	7	0		2-10	5.0	5	0				
12/09	Ten	Inactive												
12/16	atHou	Reserve-Injured												
12/23	atKC	Reserve-Injured												
Totals		108-417	3.9	19	1		9-93	10.3	39	0				

2010		Rushing						Receiving						
Date	Opp	No.-Yds.	Avg.	Lg	TD	Tds	No.-Yds.	Avg.	Lg	TD	Tds			
09/12	atHou	0-0	0.0	-	0		1-7	7.0	7	0				
09/19	NYG	16-69	4.3	11	1	7	1-19	19.0	19	0				
09/26	atDen	7-12	1.7	6	0		0-0	0.0	0	0				
10/03	atJax	Inactive												
10/10	KC	Inactive												
10/17	atWas	Inactive												
11/01	Hou	9-16	1.8	5	0		2-13	6.5	10	0				
11/07	atPhi*	15-50	3.3	9	0		3-47	15.7	20	0				
11/14	Cin*	12-50	4.2	21	0		0-0	0.0	0	0				
11/21	atNE*	17-68	4.0	36	0		3-40	13.3	25	0				
11/28	SD*	11-24	2.2	8	0		5-47	9.4	16	0				
12/05	Dal*	4-4	1.0	3	0		1-4	4.0	4	0				
12/09	atTen*	15-38	2.5	11	0		3-24	8.0	13	0				
12/19	Jax*	14-129	9.2	49	1	43	1-4	4.0	4	0				
12/26	atOak*	6-26	4.7	12	0		0-0	0.0	0	0				
01/02	Ten	3-9	3.0	5	0		0-0	0.0	0	0				
Totals		129-497	3.9	49	2		20-205	10.3	25	0				

2009 Rushing						Receiving					
Date	Opp	No.-Yds	Avg.	Lg	TD	No.-Yds	Avg.	Lg	TD	TDs	
09/13	Jax	11-33	3.0	12	0	2-16	8.0	10	0		
09/21	at Mia	4-26	6.5	15 ¹	1	1-24	24.0	24	0		
09/27	at Ari	14-40	2.9	23	0	1-12	12.0	12	0		
10/04	Sea	9-33	3.7	12	1	1-13	13.0	13	0		
10/11	at Ten	6-22	3.7	6	0	2-13	6.5	9	0		
10/25	at STL	2-58	29.0	45	0	0-0	0.0	--	0		
11/01	SF	Inactive									
11/08	Hou	Inactive									
11/15	NE	4-14	3.5	7	0	1-8	8.0	8	0		
11/22	at Bal	4-10	2.5	6	0	0-0	0.0	--	0		
11/29	at Hou	5-27	5.4	9	0	2-11	5.5	7	0		
12/06	Ten	Inactive									

2009 Rushing						Receiving					
Date	Opp	No.-Yds	Avg.	Lg	TD	No.-Yds	Avg.	Lg	TD	TDs	
12/13	Den	Inactive									
12/17	at Jax	Inactive									
12/27	NW	15-22	1.5	9	1	1-12	12.0	12	0		
01/03	at Buf*	4-(-4)	-1.0	2	0	0-0	0.0	--	0		
	Totals	78-281	3.6	45	3	11-69	15.4	72	0		
01/16	Bal+	6-10	1.7	13	0	2-15	7.5	8	0		
01/24	NW+	6-18	3.0	12	0	0-0	0.0	0	0		
02/07	NO+	4-18	4.5	5	0	1-11	11.0	11	0		
	Totals	16-46	2.9	13	0	3-26	8.7	11	0		

* Denotes starter
+ Denotes postseason game



86

VINCENT BROWN

Wide Receiver
5-11, 190
4th NFL Season
4th with Chargers

Draft 3A-'11
San Diego State
Rancho Cucamonga HS
Rancho Cucamonga, Calif.

Brown demonstrated grit and resilience in 2013 as he was able to play in all 16 games just a year removed from a broken left ankle that cost him the entire 2012 season. He not only played, but he started 12 games and finished the year with 41 catches, good for 472 yards and a touchdown. His recovery also caught his teammates' attention and at the end of the year, they voted him as the recipient of the team's Ed Block Courage Award. He was honored at the Ed Block Foundation's annual gala in March.

Brown's 2012 injury happened during the preseason. In the preseason opener, he led all receivers with four catches for 81 yards, then just nine days later in the team's second preseason game against Dallas, he was tackled from behind after catching an 18-yard touchdown pass and that's when he suffered the injury.

The Chargers drafted the former San Diego State Aztec in the third round in the 2011 NFL Draft. As a rookie, Brown averaged an impressive 17.3 yards per

catch and caught two touchdown passes, despite being thrown right into the action as a result of the NFL Lockout.

When the Chargers drafted Brown, he became the 14th former Aztec drafted by the team, and the first since quarterback Jesse Freitas in 1974. A two-time All-Mountain West Conference pick, Brown left school as the third all-time leading receiver in San Diego State history with 209 catches and 3,110 yards.

Brown studied philosophy at San Diego State and became the first member of his family to graduate from college when he earned his degree in May 2012. He completed his coursework at the conclusion of his rookie season with the Chargers and while doing so, co-authored an article that appeared in the *Journal of the Philosophy of Sport* in September 2012.

Nicknamed V.J., Brown enjoys music, cooking, playing cards and dominoes, and playing the drums. He is a very talented drummer who learned to play when he was six years old.

TRANSACTION HISTORY: Third-round pick (82), April 29, 2011...signed July 29, 2011.

2013: Oct. 6 at Oakland, led team with 117 yards...first-career 100-yard game...caught season-long 51-yard pass vs. Raiders...combined with Keenan Allen (115) to give Bolts two 100-yard WRs in same game for first time since 2000...Dec. 12 at Denver, 32-yard 3rd-and-9 catch put Philip Rivers over 4,000 yards for season **2012:** Placed on "Injured-Reserve" Sept. 5...designated for possible return but did not do so **2011:** First NFL catch on third-down helped sustain field goal drive in Oct. 2 win vs. Miami...later 20-yarder on 3rd-and-15 kept third-quarter TD drive moving...first-career start Nov. 6 vs. defending Super Bowl Champion Green Bay Packers...first-career TD catch (30 yards) Nov. 10 vs. Oakland...two series later, second TD (33-yard) taken away by instant replay reversal...22-yard touchdown catch Dec. 5 in ESPN MNF game at Jacksonville gave Bolts 17-14 lead.

Regular Season		Receiving				
Year	Team	G-S	No.-Yds.	Avg.	Long	TD
2011	San Diego	14-4	19-329	17.3	31	2
2012	San Diego	0-0	"Reserve-Injured"			
2013	San Diego	16-12	41-472	11.5	51	1
	Totals	30-16	60-801	13.4	51	3

COLLEGE: First-team All-Mountain West Conference as senior...second-team as junior...fifth in school history with 23 career TD catches...school's fourth-best receiving season (1,342 yards) as senior, leading school to first bowl win since 1969...school's first 1,000-yard receiver since 2002 and 12th all-time...tied school-record with 13-career 100-yard games...led MWC and sixth in nation (104.0 yards per game) in 2010...led conference with 5.3 catches per game...90-yard touchdown catch vs. Utah in '10 was third-longest in school history...19.6 ypc avg. as senior ranked fourth in school annals...finished career with 3,957 all-purpose yards...played at San Diego State from 2007-10...philosophy degree.

PERSONAL: Born in Upland, Calif...two-time All-Baseline League at Rancho Cucamonga (Calif.) High...All-CIF Southern Section and team MVP as senior...lettered as track sprinter.

Postseason					
G-S	No.-Yds.	Avg.	Long	TD	
	n/a				
	"Reserve-Injured"				
2-0	0-0	0.0	0	0	
2-0	0-0	0.0	0	0	

Receiving TDs — 1 (3x) Last: vs. Hou. Sept. 9, 2013
Receiving Long TD — 51 vs. Oak. Nov. 10, 2011

VETERANS & RETURNING PLAYERS
2013 Game-By-Game Receiving

Date	Opp.	No.	Yds	Avg.	Lg	TD	TDS
9/9	at Hou*	2	13	6.5	10r	1	10
9/15	at Phi*	4	26	6.5	9	0	0
9/22	at Ten*	2	11	5.5	7	0	0
9/29	at Dal*	7	41	5.9	19	0	0
10/6	at Oak*	7	117	16.7	51	0	0
10/14	at Ind*	2	31	15.5	16	0	0
10/20	at Jas*	2	26	13.0	15	0	0
11/3	at Was*	1	17	17.0	17	0	0
11/10	at Den	3	35	11.7	15	0	0
11/17	at Mia	2	17	8.5	12	0	0
11/24	at KC*	0	0	0.0	0	0	0
12/1	at Cin*	1	16	16.0	16	0	0

Date	Opp.	No.	Yds	Avg.	Lg	TD	TDS
12/16	NVG*	3	30	10.0	12	0	0
12/12	at Den*	3	54	18.0	32	0	0
12/22	Oak	2	38	19.0	24	0	0
12/29	KC	0	0	0.0	0	0	0
Totals		41	472	11.5	51	1	

2011 Game-By-Game Receiving

Date	Opp.	No.	Yds	Avg.	Lg	TD	TDS
09/11	Min	Inactive					
09/18	at NE	Inactive					
09/25	KC	0	0	0.0	0	0	0
10/02	Mia	2	26	13.0	20	0	0
10/09	at Den	2	0	0.0	0	0	0

Date	Opp.	No.	Yds	Avg.	Lg	TD	TDS
10/23	at NYJ	0	0	0.0	0	0	0
10/31	at KC	0	0	0.0	0	0	0
11/06	GB*	4	79	19.8	31	0	0
11/10	Oak*	5	97	19.4	30r	1	30
11/20	at Chi*	1	8	8.0	8	0	0
11/27	Den*	3	50	16.7	30	0	0
12/05	at Jax	1	22	22.0	22r	1	22
12/11	Buf	0	0	0.0	0	0	0
12/16	Bal	1	13	13.0	13	0	0
12/24	at Der	2	34	17.0	27	0	0
01/01	at Oak	0	0	0.0	0	0	0
Totals		19	329	17.3	31	2	

* Denotes starter


20

CREZDON BUTLER

Cornerback
6-1, 191
5th NFL Season
2nd with Chargers

Free Agent - '13
Clemson
Asheville HS
Asheville, N.C.

Crezdon Butler's path to the NFL and the Chargers is laden with twists and turns.

A standout collegiate corner at Clemson, many thought the Asheville, N.C. native would leave school after his junior season when he was projected to be a mid to late-first-round draft pick. Instead, Butler rolled the dice and decided to return to Clemson for his senior season to complete the path toward his degree in sociology.

Looking back, things didn't work out as planned as opposing quarterbacks opted to stay away from Butler's side of the field and the general lack of gaudy stats caused his draft stock to slide. Butler fell to the Pittsburgh Steelers in the fifth-round of the 2010 NFL Draft, but to Butler and his lifelong Steelers fan father, the risk was worth the reward and playing in the NFL was a dream come true.

Butler spent just one year with the Steelers and. The next two years saw him bounce between Arizona, Washington and Buffalo before he ultimately signed with the Chargers last September. Butler didn't have much time to get his feet wet in San Diego though because five days after signing, he was pressed into duty in a gut-wrenching loss to the Tennessee Titans. However a week later, Butler made a key play to help the Chargers get back on the winning track as his forced fumble late in the fourth quarter helped the Bolts clinch a late-Sept. victory over the Dallas Cowboys.

Butler still maintains close ties to his native Asheville, where he earned MVP honors in the North Carolina state title game in 2005 after setting a school record for career yards at Asheville High. He and former teammate Johnny White have joined forces and the two host an annual football camp called the Asheville All-Stars Football Camp in their hometown.

TRANSACTION HISTORY: Fifth-round pick (164) by Pittsburgh, April 24, 2010...signed June 16...waived Sept. 3, 2011...claimed by Arizona Sept. 4...waived Aug. 31, 2012...claimed by Washington Sept. 1...waived Sept. 25...re-signed with Arizona, Oct. 9...waived Oct. 16...re-signed to Arizona's practice squad, Oct. 23...signed to Buffalo's active roster, Nov. 7...waived Aug. 31, 2013...signed with Chargers, Sept. 17.

2013: Forced fumble with 2:50 left in fourth quarter helped seal Sept. 29 win over Dallas. **2012:** Played in two games with Washington, one with Arizona and six with Buffalo... two special teams tackles and forced fumble during kickoff return in Bills' Dec. 30 season-finale vs. New York Jets. **2011:** Saw action on special teams in season opener vs. Carolina Sept. 11...injured ankle vs. Panthers and inactive Sept. 18 at Washington...placed on "Reserve-

Injured" Sept. 20. **2010:** Special teams tackle in NFL debut Nov. 14 vs. New England...season-high two special teams stops Dec. 12 vs. Cincinnati...inactive for all three postseason games, including Super Bowl XLV.

COLLEGE: Tied for second in school history with 243 career interception return yards...honorable mention All-ACC as senior...freshman first-team All-ACC by Sporting News...finished career with 183 tackles, 11 interceptions and 21 passes defended...played at Clemson from 2006-09...sociology major.

PERSONAL: First-team all-state at Asheville (N.C.) High School...selected for Shrine Bowl all-star game...MVP of AAA state title game as senior after interception and 70-yard game-winning touchdown pass...all-time leading rusher in school history with 5,030 career yards...also lettered in track.

Regular Season

Year	Team	G-S	Tack.-Asst.	Total	Sacks-Yds.	Int.-Yds.	Long	TD	Pass Def.	Fumbles For.-Rec.	TFL	Special Teams Tackles
2010	Pittsburgh	4-0	0-0	0	0-0	0-0	0	0	0	0-0	0	3
2011	Arizona	1-0	0-0	0	0-0	0-0	0	0	0	0-0	0	0
2012	Washington	2-0	0-0	0	0-0	0-0	0	0	0	0-0	0	0
2012	Arizona	1-0	0-0	0	0-0	0-0	0	0	0	0-0	0	0
2012	Buffalo	6-0	1-0	1	0-0	0-0	0	0	0	0-0	0	2
2013	San Diego	12-0	2-1	3	0-0	0-0	0	0	0	1-0	0	1
Totals		26-0	3-1	4	0-0	0-0	0	0	0	1-0	0	6

Postseason

Year	Team	G-S	Tack.-Asst.	Total	Sacks-Yds.	Int.-Yds.	Long	TD	Pass Def.	Fumbles For.-Rec.	TFL	Special Teams Tackles
2013	San Diego	2-0	0-0	0	0-0	0-0	0	0	0	0-0	0	0

Regular-Season Single-game Highs

Tackles — 2 at Tennessee Sept. 22, 2013



56

DONALD BUTLER

Inside Linebacker
6-1, 242
5th NFL Season
5th with Chargers

Draft 3-10
Washington
Del Campo HS
Fair Oaks, Calif.

Chargers General Manager Tom Telesco made it well-known that the Bolts wanted to have Donald Butler captain their defense well into the future and that goal was attained when the two sides agreed to a new multi-year contract in February.

A team captain in 2013, Butler is the quarterback of the defense, responsible for making the on-field calls and getting the unit lined up properly. He also bore the added responsibility of grooming fellow inside linebacker and rookie Mani Te'o in 2013 and he was successful in both endeavors. Butler finished the year second on the team with 99 tackles, one shy of a second-career 100-tackle season, while he and Te'o combined for 192 stops in 2013. Butler had perhaps his biggest game at the end of the year when he racked up 13 tackles, including two for loss, in the Bolts' Dec. 29 win over Kansas City that put the team into the NFL Playoffs.

Butler's outstanding play carried into the postseason as he paced the team with 19 tackles while adding an interception, two tackles for loss and a forced fumble. His forced fumble turned out to be one of the team's biggest plays of the postseason in the Bolts' Jan. 5 Wild Card Playoff win at Cincinnati. In a 7-7 game late in the first half, Butler stripped the Bengals' Giovani Bernard from behind as Bernard was on his way to the end zone with a head of steam. The Bolts recovered and went on to outscore the Bengals, 20-0, in the second half en route to a 27-10 win, the team's first playoff victory since the 2008 season. A week later in the divisional playoffs, Butler made an acro-

batic interception, pulling down a second quarter Peyton Manning pass while tiptoeing the back of the end zone.

The Chargers have long envisioned a bright future for the former Washington Husky and Fair Oaks, Calif. native. In 2010, the team made a trade with San Francisco to move up 12 spots and select Butler. His rookie season, however, was quickly derailed when he was sidelined for the year by a torn left Achilles tendon that occurred during a training camp practice. Instead of playing and vying for all-rookie honors, Butler spent 2010 rehabilitating, and when 2011 arrived, the door of opportunity swung wide open. Butler paid close attention and took copious notes from veteran inside linebacker Takeo Spikes, who had signed as a free agent that July. The two ended up starting side-by-side and Butler's repaired Achilles held up as he and Spikes ranked 1-2 on the team in tackles with 119 and 102, respectively. By the time the '11 season concluded, Butler had started all 16 games and he was the only Chargers defender to hang a number in every statistical defensive category.

Butler studied construction management at Washington. His mom, Janet Rice, is a single parent who works for the Oakland (Calif.) Housing Authority. Her career path is what spurred an interest in Donald in the business side of construction. For two years while he was in college, he interned with the Walsh Construction Co. in Tacoma, Wash.



TRANSACTION HISTORY: Third-round pick (79), April 23, 2010...signed July 13...signed multi-year contract, Feb. 28, 2014.

2013: Team Captain. inactive vs. Indianapolis (Oct. 14), Jacksonville (Oct. 20) and Washington (Nov. 3) with groin injury...interception with 30-yard return set up opening touchdown of game in Dec. 8 win over New York Giants... also broke up two passes vs. Eli Manning...matched season high with 13 stops (Sept. 29 win over Dallas), including two for loss, in Dec. 29 overtime win vs. Kansas City...led team with nine tackles, including two for loss, in Jan. 5 wild card playoff win at Cincinnati...huge second-quarter play to strip Bengals' Giovani Bernard at four-yard line en route to apparent score...Bolts recovered and went on to outscore Bengals 20-0 in second half on way to 27-10 victory...second-quarter interception off Peyton Manning and 10 tackles in Jan. 12 divisional playoffs at Denver. **2012: AFC Defensive Player of Week** after Chargers' 37-20 win at Kansas City Sept. 30...intercepted botched point-after try after K.C. had cut deficit to 20-6 late in second quarter, and two series later, intercepted pass that skipped off arms of tight end Tony Moeaki and returned it 21 yards for touchdown and 27-6 advantage...Nov. 1 vs. Chiefs, led team with 15 tackles, including season-high 10 solos...almost single-handedly ended K.C.'s first three drives of

night...ended first with forced fumble on 3rd-and-15 that was recovered by Quentin Jammer, then ended second and third drives with tackles for no gain on consecutive 3rd-and-1 plays...inactive Games 12-14 & 16 (groin). **2011:** Two tackles for loss and two quarterback hits, one of which resulted in interception by Marcus Gilchrist Oct. 2 vs. Miami...first-career interception Oct. 9 off Denver's Kyle Orton...early in Oct. 23 contest at New York Jets, stripped ball from tight end Dustin Keller after catch and returned fumble 37 yards for touchdown and 7-0 lead...season-high 11 tackles vs. Jets...season-high three tackles for loss Nov. 27 vs. Denver. **2010:** Placed on "Reserve-Injured" Aug. 31 (Achilles).

COLLEGE: Honorable mention All-America by Sports Illustrated, second-team All-Pac-10, co-captain and team Defensive Player of Year as senior...KING-TV's Most Improved Player on defense as junior and team's Defensive Player of Week after 2008 Washington State game...Academic All-Pac-10 in 2007...Travis Spring Most Outstanding Freshman for defense in '06...played at Washington from 2006-09...construction management and business major.

PERSONAL: Born in Sacramento, California...honorable mention All-Metro by Sacramento Bee at Del Campo High School in Fair Oaks, Calif.

Regular Season		G-S	Tack.-Assst.	Total	Sacks-Yds.	Int.-Yds.	Long	TD	Pass		Fumbles		Special Teams Tackles
Year	Team								Def.	For.-Rec.	TFL		
2010	San Diego		"Reserve-Injured"										
2011	San Diego	16-16	78-24	102	2-17	1-2	2	0	1	2-1	10		1
2012	San Diego	12-12	56-38	94	3-12	1-21	21†	1	5	1-0	8		0
2013	San Diego	13-12	69-30	99	0.5-5.5	1-30	30	0	3	0-1	4		0
	Totals	41-40	203-92	295	0.5-34.5	3-53	30	1	9	3-2	22		1
Postseason		G-S	Tack.-Assst.	Total	Sacks-Yds.	Int.-Yds.	Long	TD	Pass		Fumbles		Special Teams Tackles
Year	Team								Def.	For.-Rec.	TFL		
2013	San Diego	2-2	9-10	19	0-0	1-0	0	0	0	1-0	2		1

Regular-Season Single-game Highs

Tackles — 16 vs. Atlanta Sept. 23, 2012

Sacks — 1 (5 times) Last: at New York Jets Dec. 23, 2012

Interceptions — 1 (3 times) Last: vs. New York Giants Dec. 8, 2013

Interception Return Long — 30 vs. New York Giants Dec. 8, 2013

Postseason Single-game Highs

Tackles — 10 at Denver Jan. 12, 2014

Interceptions — 1 at Denver Jan. 12, 2014



81

JAKE BYRNE

Tight End
6-4, 258
2nd NFL Season
2nd with Chargers

Free Agent - '13
Wisconsin
Rogers HS
Rogers, Ark.

Jake Byrne may fill a roll as a tight end who's primarily a blocker, but that's where the similarities end between he and the league's 100-or-so other tight ends. Byrne is a Type-1 Diabetic.

In between his sophomore and junior years at Rogers (Ark.) High School, Byrne lost about 30 pounds and was frequently having to use the bathroom. Doctors initially thought he had a bladder infection, but after ruling that out, they discovered that he in fact had diabetes and that his pancreas wasn't producing enough insulin to control his blood sugar level. Despite the diagnosis, Byrne has continued his football career and plays with an insulin pump taped onto his back and covered by a protective padding. He also checks his blood sugar levels multiple times throughout the day and maintains a strict diet loaded with protein and complex carbohydrates.



Byrne speaks publicly about his daily bout with diabetes and he even has a twitter account (@sugarfree-jb82) where he encourages fellow diabetes sufferers to solicit him for questions, support and advice.



Byrne is back for his second season with the Chargers in 2014. Originally an undrafted free agent who signed with New Orleans in 2012, he spent time on practice squads with the Texans and Chargers before ultimately playing in eight games in 2013, seven for the Texans and one for the Bolts.

Byrne followed in his father Jeff's footsteps in playing collegiately in the Badger State. Jeff grew up in Shullsburg, Wis., and played college football at the University of Wisconsin-La Crosse. Growing up in Arkansas, Byrne spent a lot of time in the outdoors living so close to the Ozark Mountains and his hobbies include hunting, fishing and golf.

TRANSACTION HISTORY: Signed with New Orleans as undrafted rookie, May 7, 2012...waived Aug. 27...signed to Houston's practice squad, Jan. 8, 2013...re-signed with Texans, Feb. 4...waived Aug. 31...signed to San Diego's practice squad, Sept. 2...signed to Houston's active roster, Oct. 9...waived Dec. 13...signed to Kansas City's practice squad, Dec. 18...signed by Chargers to active roster, Dec. 23.

COLLEGE: Played in 51 career games with 21 starts...caught six passes for 57 yards and one touchdown...played at Wisconsin from 2008-11...family, consumer and community education major.

2013: Played in seven games with Texans...first-career game Oct. 13 vs. St. Louis...played in Dec. 29 season finale vs. Kansas City and both playoff games for Chargers.

PERSONAL: First-team all-state, all-area and team's offensive player of year as senior at Rogers (Ark.) High...first-team All-America and all-conference as junior...player of year as sophomore as well...lettered in basketball.

Regular Season		Receiving					Special Teams	
Year	Team	G-S	No.-Yds.	Avg.	Long	TD	Tackles	
2013	Houston	7-0	0-0	0.0	0	0	0	
2013	San Diego	1-0	0-0	0.0	0	0	0	
	Totals	8-0	0-0	0.0	0	0	0	

Postseason		Receiving					Special Teams	
Year	Team	G-S	No.-Yds.	Avg.	Long	TD	Tackles	
2013	San Diego	2-0	0-0	0.0	0	0	0	



66

JEROMEY CLARY

Guard-Tackle
6-6, 320
8th NFL Season
9th with Chargers

Draft 6A - '06
Kansas State
Mansfield HS
Mansfield, Tex.

Jeromey Clary is an unselfish player willing to do whatever it takes and make whatever sacrifices necessary to help his team win. The unsung Clary switched from tackle to guard in 2013 and had potentially his finest professional season.

In 2013, Clary's team-first attitude came to the forefront when he surrendered the right tackle position he'd manned since 2007 to slide inside and play right guard, all the while, helping groom the Chargers' right tackle of the future and its 2013 first-round draft pick, rookie D.J. Fluker. And when injuries depleted the offensive line forcing Fluker to start three late-season games at left tackle, Clary quietly re-assumed his right tackle spot in Fluker's stead, before returning to right guard for the Bolts' late-season push to the playoffs.

Clary is the second-longest tenured player on the Chargers' offensive line and he's as tough as they come. Since 2007, he's missed only nine regular-season games, including one in 2013 when he spent most of the season playing with a badly-injured shoulder. Unfortunately the shoulder flared up again in January and it kept him out of the lineup for the Bolts' Jan. 12 divisional playoff game in Denver. Clary's toughness and tenacity led teammates to select him as their winner of the 2010 Ed Block Courage Award. Back then, Clary overcame a serious 2009 ankle injury that required surgery, yet he

came back and played every snap during the 2010 and '11 seasons. In July 2011, recognizing the value he brought to the offensive line and to the team, the Chargers rewarded him with a new four-year contract.

Clary became a starter late in 2007. A reserve most of the year, the coaches inserted him into the starting lineup at right tackle in early December to give the team's struggling running game a spark. Over the final five games, the Chargers rushed for 880 yards, scored eight touchdowns and went 5-0. His ascension into the starting lineup helped the Bolts capture the AFC West title en route to a berth in the AFC Championship Game.

Clary has spent the better part of the last six full seasons in the Chargers' starting-11. During that time, the Bolts have averaged 1,708 rushing yards per season and scored 77 touchdowns on the ground. Clary and his mates along the line also have given Philip Rivers time to pass for more than 3,500 yards and 25 touchdowns in each of those six seasons.

Clary and his wife, Breanna, have two sons, Cannon and JJ.

Clary likes country music. His favorite artist is The Zac Brown Band. His hobbies include golf and spending time with his family at San Diego's beaches and amusement parks.

TRANSACTION HISTORY: Sixth-round pick by Chargers (187), April 30, 2006...signed July 25, 2006...waived Sept. 2, and re-signed to practice squad, Sept. 4...re-signed one-year contracts Jan. 16, 2007, March 25, 2008, March 16, 2009 and April 15, 2010...signed July 30, 2011.

2013: Started Games 1-3 and 5-9 at right guard...inactive Sept. 29 vs. Dallas (shoulder)...started at right tackle Nov. 17 at Miami, Nov. 24 at Kansas City and Dec. 1 vs. Cincinnati...played in 100th-career game Dec. 8 vs. New York Giants...returned to right guard for final four games when Chargers went 4-0 and Jan. 5 wild card playoff win at Cincinnati...inactive for Jan. 12 divisional playoffs at Denver after re-injuring shoulder. **2012:** Helped Chargers rush for season-high 148 yards and two touchdowns in Sept. 16 win over Tennessee...injured knee on third play of Cincinnati game Dec. 2 and inactive for games Dec. 9 at Pittsburgh and Dec. 16 vs. Carolina...returned to starting lineup for Dec. 23 win at New York Jets. **2011:** Joined Nick Hardwick as only lineman to start all 16 games...pitched in toward season-high 206-yard rushing day Oct. 9 at Denver...part of offensive line that earned **Madden Protectors Award** after not allowing any sacks in 26 pass plays and helping to block for 153 rush yards and touchdown in season-ending win at Oakland. **2010:** Offensive line blocked for 180 yards rushing and allowed just one sack in 22 pass plays in 41-0 win vs. Arizona Oct. 3...entire offensive line earned **Madden Most Valuable Protectors Award** after season-high 207-yard rushing performance in 31-0 win Dec. 12 vs. Kansas City. **2009:** Game Ball from coaches after 135-yard rush game with no sacks allowed Oct. 25 at Kansas City...Game Ball Nov. 22 in Denver...blocked for season-high 203 yards rushing and allowed no sacks before leaving game late with ankle injury...placed on "Reserve-Injured" Nov. 25. **2008:** Offensive line allowed no sacks in 306-

yard, three-touchdown passing game Oct. 12 vs. New England...in fourth quarter Dec. 14 at Kansas City, line gave Philip Rivers time to go 19 of 25 with two touchdowns for 22-21 win after trailing 21-10...blocked for team-record 289 rush yards in AFC West-clinching win over Denver Dec. 28...previous mark of 287 set in 1963...offensive line keyed 167-yard rush night in Jan. 5 Wild Card Playoff win vs. Indianapolis...Bolts scored game-tying field goal late in fourth quarter and game-winning touchdown on 22-yard run in overtime. **2007:** First-career start in Lambeau Field at right tackle Week 3...moved into starting lineup Dec. 2 at Kansas City and had key role in 191-yard rushing day as Bolts broke 10-10 tie at half with rushing touchdowns of 31 and 28 yards...blocked for 274-yard rush game vs. Detroit Dec. 16, second in team history...also allowed no sacks vs. Lions...offensive line allowed one sack in 31 pass plays in Wild Card win over Tennessee Jan. 6...no sacks allowed in Jan. 13 Divisional Playoff win at Indianapolis...offensive line had perfect blocks as Billy Volek scored game-winning touchdown on one-yard quarterback sneak. **2006:** Spent entire season on practice squad.

COLLEGE: Second-team All-Big 12 as junior and senior... 2006 East-West Shrine Game invitee...three-time (2003-05) Academic All-Big 12...K-State Lineman of Year as junior and senior...Lifter of Year, Scholar-Athlete of Year and Paul Coffman Award for outstanding leadership, attitude and improvement as senior, and team's Outstanding Offensive Lineman... played at Kansas State from 2002-05...psychology degree.

PERSONAL: Born in Norfolk, Neb...all-region, all-area, all-district and academic all-state at Mansfield (Texas) High... Offensive MVP as senior...Coca-Cola All-Star Game invitee.

Games Played-Started: **2007** (16-6, San Diego); **2008** (16-16, San Diego); **2009** (10-10, San Diego); **2010** (16-16, San Diego); **2011** (16-16, San Diego); **2012** (14-14, San Diego); **2013** (15-15, San Diego); **Total** (103-93).

Postseason Games Played-Started: **2007** (3-3, San Diego); **2008** (2-2, San Diego); **2013** (1-1, San Diego); **Total** (6-6).

10

KELLEN CLEMENS

Quarterback
6-2, 220
9th NFL Season
1st with Chargers

UFA (St. Louis) - 14
Oregon
Burns HS
Burns, Ore.



In March, the Chargers added a veteran and game-experienced signal-caller in former St. Louis Ram Kellen Clemens.

A second-round pick of the New York Jets in 2006, Clemens spent time primarily as a backup in New York, Washington, Houston and St. Louis. However his resume boasts 21 NFL starts. The most action he's seen in a single season was 2007 in New York and then last season in St. Louis when he started the Rams' final nine games for an injured Sam Bradford, leading St. Louis to wins in four of seven games down the stretch.

Clemens grew up in Burns, Oregon, a cowboy town located in the south-east corner of the state that was more than 100 miles removed from the nearest interstate. His biological father, Vernon Vincent, was killed in a mill accident when Kellen was just six months old and his mother remarried John Clemens a couple of years later. After remarrying, the family moved onto a 3,500-acre Black Angus beef cattle ranch that had been in the Clemens family for six generations since 1870. Located in Harney County in Ore, the house the family lived in was actually the county's first school house before it became an actual working ranch. As a child, Clemens worked on the ranch, doing things like herding cattle, bailing hay and fixing machinery.

It's also where he learned to play football and he often trained by dragging tractor tires through the hay fields. His father, John Clemens, played college football as a defensive back at Portland State in the early 1980s and his grandfather, Delmer Clemens, played at Oregon in the 1950s.



Prior to enrolling at Oregon, Kellen prepped at Burns High School where he set state records for passing yards and touchdowns. He went 31-7 as a starter, became the only player from the state to earn Parade Magazine All-America honors, and he led the Hillanders to the state finals as a senior. At Oregon, Clemens set single-season passing records and he finished his career as the Ducks' third-all-time leading passer in both yards and touchdowns. Unfortunately, his career ended prematurely when he broke his leg in the eighth game of his senior season as result of a horse-collar tackle during a game. Still, enamored with his upside, the Jets drafted Clemens in the second round of the 2006 NFL Draft.

An active and practicing Roman Catholic, Clemens married his wife, Nicole, while playing at Oregon. Nicole attended the University of San Diego and still has friends and family in the San Diego area. The couple has three children: Kate, Grant and Scarlett. In 2008, Clemens, Nicole and young daughter, Kate, attended a mass conducted by Pope Benedict in Washington D.C. After the mass as part of the Papal procession, the Pope himself walked by and blessed the couple's daughter.

Clemens has four sisters, two of whom, Maria and Jessica, played college volleyball at Portland State after winning state championships in volleyball, basketball and track at Burns High.

TRANSACTION HISTORY: Second-round pick by New York Jets, April 29, 2006...signed July 27...re-signed with New York, April 13, 2010...contract expired July 25, 2011...signed with Washington, July 29...released Sept. 3...signed with Houston, Nov. 23...waived Dec. 6...claimed by St. Louis, Dec. 7...released Aug. 31, 2012...re-signed with Rams, Sept. 13 and April 16, 2013...contract expired March 11, 2014...signed with Chargers, March 17.

2013: Passed for 247 yards and two touchdowns to post career-high passer rating (140.6) in 38-8 win at Indianapolis Nov. 10...threw two longest touchdown passes of career vs. Colts, 57 and 81 yards to Tavon Austin...in 27-16 win over New Orleans Dec. 15, posted career-best first-half passer rating (142.0).

2012: Saw action vs. New England Oct. 28 and at Arizona Nov. 25 **2011:** Season-best 25 of 36 for 229 yards and touchdown for 95.7 rating Dec. 18 vs. Cincinnati...career-long 18-yard rushing touchdown Jan. 1 vs. San Francisco.

2010: Scored rushing touchdown vs. Buffalo on Jan. 2, 2011 in only appearance of season. **2009:** Saw most extensive action of season Dec. 13 at Tampa Bay, completing 12 of 23 for 11 yards. **2008:** Appeared in two games and posted only offensive stats Sept. 22 at San Diego. **2007:** First-career

start and touchdown pass Sept. 16 at Baltimore...first-career victory, 19-16, over Pittsburgh, Nov. 18...first-career rushing touchdown and season-highs for completions (24) and yards (286) Dec. 9 vs. Cleveland. 2006: First NFL action Oct. 8 at Jacksonville.

COLLEGE: Finished career third in school history for passing yards (7,555), total offense (8,090) and touchdowns (61)...honorable mention All-Pac-10 as junior...as sophomore in 2003 vs. Stanford, completed school-record 15 of 17 (88.9 pct.) with 85 and 86-yard touchdown passes against Cardinal...offensive player of week after 21 of 27 effort vs. UCLA in '03...played in 39 career games with 34 starts and completed 613 of 1,005 (61.0 pct.) with 61 TDs and only 24 interceptions...redshirted in 2001...played at Oregon from 2002-05...business administration degree.

PERSONAL: Born in Lakeview, Oregon...consensus All-America, Oregon Gatorade Player of Year and three-time first-team All-Greater Oregon League quarterback at Burns (Ore.) High...also first-team all-state safety...passed for state-record 8,646 yards and 102 touchdowns.

Regular Season		Passing				Sacks-		Pass	Rush				
Year	Team	G-S	Att.-Comp.	Yards	Pct.	TD	Int.	Long	Rating	Att.-Yds	Long	TD	
2006	New York Jets	2-0	1-0	0	.000	0	0	0	4-27	39.6	2-10	8	0
2007	New York Jets	10-8	250-130	1,529	.520	5	10	56	27-138	60.9	27-111	18	1
2008	New York Jets	2-0	5-3	26	.600	0	1	11	0-0	34.2	3-(-3)	-1	0
2009	New York Jets	10-1	26-13	125	.500	0	0	26	4-21	63.8	12-1	6	0
2010	New York Jets	1-0	2-1	6	.500	0	0	6	0-0	56.3	2-9	10t	1
2011	St. Louis	3-3	91-48	546	.527	2	1	36t	9-68	73.8	6-37	18t	1
2012	St. Louis	2-0	3-1	39	.333	0	1	39t	0-0	42.4	2-5	5	0
2013	St. Louis	10-9	242-142	1,673	.587	8	7	81t	21-138	78.8	23-64	16	0
Totals		40-21	620-338	3,944	.545	15	20	81t	65-392	68.6	77-234	18t	3

Continued next page
2014 MEDIA GUIDE | 47



Single-game Highs

Attempts — 42 vs. Washington Nov. 4, 2007
 Completions — 25 vs. Cincinnati Dec. 18, 2011
 Yards — 286 vs. Cleveland Dec. 9, 2007
 Passing Touchdowns — 2 (2 times) Last: vs. New Orleans Dec. 15, 2013

Interceptions — 2 (6 times) Last: at Seattle Dec. 29, 2013
 Long — 81t at Indianapolis Nov. 10, 2013
 Completion Percentage — 800 vs. Tampa Bay Dec. 22, 2013
 Passer Rating — 140.6 at Indianapolis Nov. 10, 2013



53

KAVELL CONNER

Inside Linebacker
 6-0, 245
 5th NFL Season
 1st with Chargers

UFA (Indianapolis) — '14
 Clemson
 Manchester HS
 Midlothian, Va.

Kavell Conner was signed in March after spending four seasons in Indianapolis. The former seventh-round pick of the Colts will provide the Bolts with experience at linebacker and special teams.

A Virginia native, Conner played collegiately at Clemson before joining the Colts. In four seasons with Indianapolis, he played in 52 games with 36 starts, racking up 236 tackles on defense and 24 on special teams. Conner has a 100-tackle season to his credit (2011) and in 2013, his 13 special

teams tackles were the squad's second-most. Conner also brings valuable postseason experience, having played in four games with two starts and totaling 16 tackles.

When not training or playing football, Conner enjoys watching international soccer. Paris Saint-Germain is his favorite team and Zlatan Ibrahimovic is his favorite player.



TRANSACTION HISTORY: Seventh-round pick by Indianapolis (240), April 24, 2010...signed July 26...contract expired March 11, 2014...signed three-year deal with Chargers, March 13.

Tampa Bay, 2010: NFL debut Sept. 19 vs. New York Giants...season-high nine stops Nov. 28 vs. San Diego and Jan. 2 vs. Tennessee...started Jan. 8 wild card playoffs vs. New York Jets and tallied eight stops.

2013: Season-high four special teams stops in Nov. 3 win at Houston...six stops on defense and two on special teams in Jan. 4 wild card playoff win over Kansas City...started at WILL in Jan. 11 divisional playoffs at New England.

COLLEGE: Team's leading tackler as junior and senior, finished career with 263 tackles, 14 tackles for loss, three sacks and interception...played in 52 career games with 27 starts...played at Clemson from 2006-09...sociology degree.

2012: First-career sack Sept. 16 vs. Minnesota...season-high nine stops vs. New York Jets Oct. 14...played but did not record any stats in Jan. 6 playoff loss at Baltimore. **2011:** Career-high 18 tackles, including one for loss, Oct. 3 at

PERSONAL: Born in Richmond, Virginia...first-team All-AAA Central Region, all-metro and all-time leading rusher at Manchester High in Midlothian, Va.

Regular Season

Year	Team	G-S	Tack.-Asst.	Total	Sacks-Yds.	Int.-Yds.	Long	TD	Pass Def.	Fumbles For.-Rec.	TFL	Special Teams Tackles
2010	Indianapolis	12-9	31-16	47	0-0	0-0	0	0	0	1-1	0	10
2011	Indianapolis	16-15	50-54	104	0-0	0-0	0	0	2	1-1	2	0
2012	Indianapolis	14-12	43-30	73	1-0	0-0	0	0	4	0-0	4	2
2013	Indianapolis	10-0	14-1	15	0-0	0-0	0	0	1	0-1	0	13
Totals		52-36	138-101	239	1-0	0-0	0	0	7	2-3	6	25

Postseason

Year	Team	G-S	Tack.-Asst.	Total	Sacks-Yds.	Int.-Yds.	Long	TD	Pass Def.	Fumbles For.-Rec.	TFL	Special Teams Tackles
2010	Indianapolis	1-1	8-0	8	0-0	0-0	0	0	0	0-0	0	0
2012	Indianapolis	1-0	0-0	0	0-0	0-0	0	0	0	0-0	0	0
2013	Indianapolis	2-1	7-1	8	0-0	0-0	0	0	0	0-0	0	3
Totals		4-2	15-1	16	0-0	0-0	0	0	0	0-0	0	3

Single-game Highs

Tackles — 18 at Tampa Bay Oct. 3, 2011
 Sacks — 1 vs. Minnesota Sept. 16, 2012

77

KING DUNLAP

Tackle
6-9, 330
7th NFL Season
2nd with Chargers

UFA (Philadelphia) - '13
Auburn
Brentwood Academy
Nashville, Tenn.



Chargers quarterback Philip Rivers had one of the most productive seasons of his career in 2013. It was no fluke that a big reason for that success was because six-foot-nine, 330-pound King Dunlap was watching his back.

Dunlap played his first season as the Chargers starting left tackle in 2013 and he protected the right-handed Rivers' blindside. Dunlap, along with his fellow linemates, saw to it that Rivers was only sacked 30 times in 2013, tied with Chicago for the fourth-fewest allowed in the league.

A native of Nashville, Tennessee, Dunlap was one of the state's most heavily recruited players coming out of high school. Even though he ultimately settled on playing collegiately at Auburn, Georgia Tech was one of the team's trying hard to woo him to their Atlanta campus. Coincidentally the Yellow Jackets' offensive line coach at the time was current Chargers line coach, Joe D'Alessandris.

Dunlap's father, King Dunlap IV, is a former defensive tackle who played college football at Tennessee State before the Baltimore Colts picked him in the fifth round of the 1969 NFL Draft. His mother, Robin, is a former track star who also competed at Tennessee State, while his younger sister, Victoria, is a starting forward for the WNBA's Seattle Storm. Victoria played collegiately at Kentucky where she was an All-America and the SEC Player of the Year. She also competed in the high jump for the Wildcats' track and field team.



Dunlap, who loves roller coasters, finds the only downside to being 6-9 is that he's too tall to ride most of them. He hit his big growth spurt in the eighth grade, going from 5-11 to 6-5. He played middle linebacker as a youth before shifting to the defensive line and ultimately to the offensive line.

Dunlap's full name, King David Dunlap V, was derived from the Bible's King David. He has two sons, King VI and Jaylen, and a daughter, Kayla.

TRANSACTION HISTORY: Seventh-round pick (230) by Philadelphia, April 27, 2008...signed June 17...contract expired March 13, 2012...re-signed April 4...contract expired March 12, 2013...signed two-year contract with Chargers, March 14.

2013: USA Today All-Joe... started first three games at left tackle...inactive Weeks 4-5 vs. Dallas and at Atlanta after concussion Sept. 22 at Tennessee...started next four games but missed Miami (Nov. 17), Kansas City (Nov. 24) and Cincinnati (Dec. 1) games with neck injury...returned to starting lineup Dec. 8 and played final four games and both playoff games as Bolts went 5-1 during stretch. **2012:** Started Games 1-2, 7-8 and 10-16 at left tackle...injured hamstringing Sept. 16 vs. Baltimore and inactive for Arizona (Sept. 23) and New York Giants (Sept. 30) games...played but did not start Games 5-6...started Week 9 vs. Dallas at right tackle...starting LT during Eagles' season-high rush totals of 221 yards at New Orleans and 204 yards at Carolina...helped pass protect as starting LT during Dec. 9 win at Tampa Bay when Eagles passed for season-high 381 yards. **2011:** Blocked 45-yard field goal attempt by San Francisco's David Akers Oct. 2...started at left tackle Oct. 9 at Buffalo...inactive Oct. 16 vs. Washington (back)...first-career start at left guard Nov. 13 vs. Arizona...

Games Played-Started: **2008** ("Reserve-Injured", Philadelphia); **2009** (12-0, Philadelphia); **2010** (14-5, Philadelphia); **2011** (12-2, Philadelphia); **2012** (14-12, Philadelphia); **2013** (11-11, San Diego). **Total** (63-30).

Postseason Games Played-Started: **2013** (2-2, San Diego).

joined Jonathan Ogden (Baltimore, 1996) and Ben Jefferson (Cleveland, 1990) as tallest NFL players to ever line up at guard (per Stats, Inc.)...inactive for New York Giants (Nov. 20) and New England (Nov. 27) games (concussion). **2010:** First-career NFL start at left tackle for injured Jason Peters Oct. 17 vs. Atlanta...inactive for Indianapolis (Nov. 7) and Washington games (Nov. 15) with knee injury...first NFL start at right tackle for injured Winston Justice Dec. 12 at Dallas. **2009:** First NFL game played Sept. 13 at Carolina...took over Oct. 18 vs. Oakland at left tackle for injured Peters. **2008:** Placed on "Reserve-Injured" Aug. 30 with ankle injury and missed season.

COLLEGE: Played in 48 career games with 20 starts...starting left tackle as junior and senior...SEC Lineman of Week following 2006 game vs. Tulane...red-shirted in 2003...played at Auburn from 2004-07...adult education degree.

PERSONAL: Born in Nashville, Tennessee...Mr. Football Lineman of Year and all-state choice as two-way lineman as senior at Brentwood (Tenn.) Academy...led school to Division II Class 3A title game as senior...lettered in basketball.

51



LARRY ENGLISH

Outside Linebacker
6-2, 255
6th NFL Season
6th with Chargers

Draft 1 - '09
Northern Illinois
Marmion Military Academy
Aurora, Ill.

At some point, you have to think that the football gods will look down and smile upon Larry English.

The Chargers' first-round pick in the 2009 NFL Draft, English's career has been marked by a host of injuries that have derailed otherwise promising seasons. The injuries first surfaced in 2010 when he suffered a broken foot that cost him the better part of the 2010-11 seasons. Then after a healthy 2012, the injury bug hit again in 2013 when he was felled by a season-ending pectoral injury on a third-down sack in a November game against the Denver Broncos. It closed the books on a season in which he tallied 19 tackles, 2.5 sacks and a forced fumble. Despite the setbacks, English has refused to throw in the towel and he's poised to get over the hump in 2014.

A native of the Chicago suburb of Aurora, Illinois, English played collegiately at Northern Illinois. He was a two-time winner of the Vern Smith Award as the top player in the Mid-American Conference (MAC). English was only the second defensive player in MAC history to win the award once, and more

impressively, he became only the fourth player ever to win it twice. He left NIU as the school's all-time leader in sacks (31.5) and tackles for loss (63). An honor roll student, he was also one of only 30 students nationwide to be nominated to receive the Lowe's Senior CLASS Award for excellence in Classroom, Character, Community and Competition.

English has battled asthma since early childhood. As an adult, it has steered him toward a partnership with the American Lung Association and his LEAD (Leading Education to Athletes for their Dreams) Foundation, which he created with the help of his mother, Susan. English has hosted a number of events and programs, including a benefit concert and all-star gala in San Diego, a football camp and a one-on-one reading and mentorship program in his hometown of Aurora. English also helped create a program called Open Airways that helps schools diagnose asthma in students.

English's uncle, Charles Richardson, played fullback at Wisconsin in 1972.



TRANSACTION HISTORY: First-round pick (16), April 25, 2009...signed Aug. 2,

2013: Special teams tackle inside 20 to open season led to interception and touchdown on defense's very first play Sept. 9 vs. Houston...key third-down pressure late in fourth quarter Sept. 15 at Philadelphia...Eagles had to settle for field goal and Bolts countered with game-winning field goal drive...seven-yard sack in fourth quarter Sept. 22 at Tennessee...shared sack Oct. 6 at Oakland...started Games 5-9...suffered torn biceps while recording third-down sack in second quarter Nov. 10 vs. Denver...placed on "Reserve-Injured" Nov. 13. **2012:** Shared sack with Donald Butler during Sept. 30 win at Kansas City...six-yard sack during Bolts' Dec. 23 win at New York Jets...inactive Nov. 1 vs. Kansas City and Nov. 25 vs. Baltimore. **2011:** Career-high two sacks in Oct. 2 win over Miami...broke foot Oct. 23 at New York Jets...placed on "Reserve-Injured" Oct. 26. **2010:** Career-high 1.5 sacks and two tackles for loss in 31-0 win over Kansas City Dec. 12. **2009:** First-career sacks in back-to-back

games vs. Pittsburgh and Denver, Oct. 4 and 19...Game Ball after season-high seven tackles and six quarterback hits vs. Washington Jan. 3.

COLLEGE: Three-time first-team All-Mid-American Conference...MAC Player of Week vs. Tennessee and Kent State in 2008...MAC and team-leading 10.5 sacks as junior to rank 11th in nation, including school-record five sacks vs. Idaho...tied school record with 12 sacks and set school mark with four forced fumbles as soph...also set school record with six tackles for loss in '06 game vs. Temple...played in 50 games with 47 starts at defensive end...finished career with 237 tackles, 63 tackles for loss, 31.5 sacks, eight forced fumbles and four fumble recoveries...medical redshirt in 2004...played at Northern Illinois from 2005-08...honor roll student major-ed in liberal arts and sciences.

PERSONAL: Born in Aurora, Ill...highly-decorated linebacker and fullback at Marmion Military Academy in Aurora...lettered in basketball and track (discus).

Regular Season

Year	Team	G-S	Tack.-Asst.	Total	Sacks-Yds.	Int.-Yds.	Long	TD	Pass Def.	Fumbles For.-Rec.	TFL	Special Teams Tackles
2009	San Diego	16-2	23-11	34	2-8	0-0	0	0	0	1-1	3	3
2010	San Diego	8-2	7-4	11	3-28	0-0	0	0	0	0-0	4	5
2011	San Diego	5-0	5-2	7	2-10	0-0	0	0	0	0-0	2	0
2012	San Diego	14-0	5-6	11	1.5-9.5	0-0	0	0	0	0-1	2	1
2013	San Diego	9-5	15-4	19	2.5-16	0-0	0	0	1	1-0	3	1
	Totals	52-9	55-27	82	11-71.5	0-0	0	0	1	2-2	14	10

Postseason

Year	Team	G-S	Tack.-Asst.	Total	Sacks-Yds.	Int.-Yds.	Long	TD	Pass Def.	Fumbles For.-Rec.	TFL	Special Teams Tackles
2009	San Diego	1-0	0-1	1	0-0	0-0	0	0	0	0-0	0	1

Single-game Highs

Tackles — 7 vs. Washington Jan. 3, 2010

Sacks — 2 vs. Miami Oct. 2, 2011

26

BRANDON FLOWERS

Cornerback
5-9, 187
7th NFL Season
1st with Chargers

UFA (Kansas City) – '14
Virginia Tech
Atlantic HS
Delray Beach, Fla.



The Chargers added a proven defender to their secondary in June when they landed former Kansas City Chiefs Pro Bowl cornerback Brandon Flowers.

In San Diego, Flowers will be reunited with one of his closest friends, wide receiver Eddie Royal. The two spent their entire careers together at Virginia Tech and were both drafted in the second round in 2008. Flowers was taken by the Chiefs with the 35th overall selection after leaving school a year early, while Royal was taken by the Denver Broncos with the 42nd pick. In six seasons with the Chiefs, Flowers played in 91 games and started 87. He racked up 421 tackles, 17 interceptions, three interception returns for touchdowns and 97 passes defended. He also forced four fumbles, recovered five and was responsible for two quarterback sacks. In last season's AFC Wild Card Playoffs, Flowers hauled in an interception against Indianapolis' Andrew Luck.

Flowers didn't wait long to make an impression in the NFL. Just seven games into his rookie season, Flowers intercepted the first two passes of his career against the New York Jets off future Hall of Fame quarterback Brett Favre. Flowers returned one of the picks 89 yards for his first NFL touchdown. He also became one of just four rookies in the NFL in 2008 to record multiple interceptions in a game.

Flowers earned his first-career Pro Bowl appointment in 2013 after helping the Chiefs to a mark of 11-5 and their first playoff appearance since 2010. He enjoyed his top statistical season with the Chiefs in 2009 when he led the squad with five interceptions and 28 passes defended, both career highs.

TRANSACTION HISTORY: Second-round pick (35) by Kansas City April 26, 2008...signed July 25...re-signed with Chiefs, Sept. 16, 2011 and Sept. 2, 2013...released June 13, 2014...signed with Chargers, June 25.

2013: Selected to first-career Pro Bowl...Interception and 32-yard return in Sept. 8 season-opener at Jacksonville...also tied season-high with two passes defended vs. Jaguars...season-high 10 tackles Sept. 15 vs. Dallas...inactive Sept. 29 vs. New York Giants and Oct. 13 vs. Oakland (knee)...second-career sack and two pressures Oct. 20 vs. Houston...active but did not play in Dec. 29 season finale at San Diego...interception and 17-yard return during Jan. 4 Wild Card Playoffs at Indianapolis. **2012:** Inactive for Sept. 9 season opener at Atlanta (foot)...interceptions Sept. 30 vs. San Diego, Oct. 7 vs. Baltimore and Nov. 25 vs. Denver...collected first-career sack and two tackles for loss Dec. 23 vs. Indianapolis. **2011:** Interception in Sept. 11 season opener vs. Buffalo...interception and 43-yard return Sept. 25 at San Diego...second-career multi-interception game with two picks, including 58-yard touchdown return off Carson Palmer Oct. 23 at Oakland...tied season high with four passes defended vs. Raiders, matching total eight days later (Oct. 31) vs. Chargers. **2010:** 33-yard interception return touchdown Sept. 19 at Cleveland...season-high four passes defended Sept. 26 vs. San Francisco...inactive Nov. 29 at Seattle (hamstring)...five tackles and two passes defended in Jan. 9 Wild Card Playoff game vs. Baltimore.



A native of Delray Beach, Florida, Flowers enjoys spending time with his large extended family back in the sunshine state. His father, Willie, and mother, Patricia, have both been tremendous influences in his life. Though his parents divorced when Brandon was just a baby, both have been a steady influence in his life. His father, a former free safety at Florida State, can count on one hand the number of Flowers' games that he's missed since he was just seven years old. It includes travel up the eastern seaboard when Flowers played at Virginia Tech and even further when he was drafted by Kansas City to play for the Chiefs. Brandon's mother raised he and his sister, Brittany, often working two jobs to provide for her children. Brittany graduated from Florida State in only three years with a degree in communications and has worked for Fox Sports.

Another role model for Flowers is former NFL cornerback Patrick Surtain. In high school, one of his cousins dated and later married Surtain's brother. At the time, Surtain played for the Dolphins and Flowers was fortunate enough to spend quite a bit of time with Surtain. Years later, it proved to be quite a coincidence when Flowers was drafted by the Chiefs and ended up starting opposite Surtain.

Beyond football and spending time with family, Flowers is a movie buff who loves comedies and he's an avid gym rat who plays basketball as often as he can.

2009: Inactive (shoulder) for Sept. 13 season opener at Baltimore...interceptions Oct. 4 vs. New York Giants, Oct. 18 at Washington, Dec. 13 vs. Buffalo, Dec. 20 vs. Cleveland and Jan. 3 at Denver...season-long 33-yard return vs. Redskins...season-high five passes defended in addition to Jan. 3 pick vs. Broncos. **2008: Pro Football Weekly All-Rookie Team.** two interceptions Oct. 26 vs. New York Jets' Brett Favre, returning one 91 yards for touchdown...was fifth-longest return in franchise history and longest since 1992 when Kevin Ross returned pick 99 yards for score vs. Chargers...totaled 118 return yards vs. Jets, second-most in game in Chiefs history...inactive Nov. 9 at San Diego and Nov. 16 vs. New Orleans (shoulder)...season-high 10 tackles and forced fumble vs. Chargers Dec. 14.

COLLEGE: Two-time first-team All-ACC, first-team All-America by American Football Coaches Association and third-team All-America by Associated Press...played in 41 career games with 28 starts, registering 158 tackles, 17 tackles for loss, 10 interceptions for 172 yards in returns with two touchdowns...also tallied 3.5 sacks and 32 passes defended...redshirted in 2004...played at Virginia Tech from 2005-07...sociology major.

PERSONAL: Born in Delray Beach, Florida...led Atlantic High School in Delray Beach to Class 5A state football title as senior while earning all-area and all-conference honors...spent one season at Hargrave Military Academy in Chatham, Virginia before enrolling at Virginia Tech.

Regular Season

Year	Team	G-S	Tack.-Asst.	Total	Sacks-Yds.	Int.-Yds.	Long	TD	Pass	Fumbles	TFL	Special Teams
									Def.	For.-Rec.		Tackles
2008	Kansas City	14-13	65-13	78	0-0	2-118	91†	1	10	1-2	0	0
2009	Kansas City	15-15	58-7	65	0-0	5-38	33	0	28	2-2	0	0
2010	Kansas City	15-15	59-22	81	0-0	2-33	33†	1	18	1-0	0	0
2011	Kansas City	16-16	53-28	81	0-0	4-95	58†	1	21	0-0	0	0
2012	Kansas City	15-15	40-8	48	1-2	3-28	29	0	13	0-1	1	0
2013	San Diego	13-13	63-5	68	1-6	1-32	32	0	7	0-0	1	0
Totals		88-87	338-83	421	2-8	17-344	91†	3	97	4-5	2	0

Postseason

Year	Team	G-S	Tack.-Asst.	Total	Sacks-Yds.	Int.-Yds.	Long	TD	Pass	Fumbles	TFL	Special Teams
									Def.	For.-Rec.		Tackles
2010	Kansas City	1-1	3-2	5	0-0	0-0	0	0	2	0-0	0	0
2013	Kansas City	1-1	2-1	3	0-0	1-17	17	0	2	0-0	0	0
Totals		2-2	5-3	8	0-0	1-17	17	0	4	0-0	0	0

Single-game Highs

Tackles — 10 (2 times) Last: vs. Dallas Sept. 15, 2013

Sacks — 1 (2 times) Last: vs. Houston Oct. 20, 2013

Interceptions — 2 (2 times) Last: at Oakland Oct. 23, 2011

Interception Return Yards — 118 at New York Jets Oct. 26, 2008

Interception Return Long — 91† at New York Jets Oct. 26, 2008

Interception Return Touchdowns — 1 (3 times) Last: at Oakland Oct. 23, 2011

Postseason Single-game Highs

Tackles — 5 vs. Baltimore Jan. 9, 2011

Interceptions — 1 vs. Indianapolis Jan. 4, 2014

Interception Return Yards — 17 vs. Indianapolis Jan. 4, 2014

TOP 10 OFFENSIVE & DEFENSIVE PERFORMANCES

Date	Opponent	OFFENSIVE			Date	Opponent	DEFENSIVE		
		Total Yards	Rush	Pass			Total Yards	Rush	Pass
12/20/82	Cincinnati	661	175	501	10/22/61	at Oakland (S.F.)	58	2	56
01/05/64	Boston*	610	318	292	12/12/10	Kansas City	67	48	19
11/10/85	L.A. Raiders	593	167	426	11/01/92	Indianapolis	99	30	69
10/20/68	Denver	581	211	370	09/17/61	Oakland	106	21	85
10/19/80	N.Y. Giants	567	111	456	12/04/78	Chicago	112	32	80
01/02/82	at Miami+	564	149	415	12/06/64	N.Y. Jets	113	80	33
09/15/85	Seattle	557	63	494	09/15/02	Houston	118	89	29
09/06/88	Cincinnati	554	229	325	09/19/76	at Tampa Bay	125	-4	129
12/14/69	Buffalo	547	242	305	09/24/78	Green Bay	127	9	118
12/11/82	at San Francisco	544	94	450	11/05/00	at Seattle	129	50	79

* AFL Championship Game+ AFC Divisional Playoffs

80

MALCOM FLOYD

Wide Receiver
6-5, 225
9th NFL Season
11th with Chargers

Free Agent - '04
Wyoming
River City HS
Sacramento, Calif.

The veteran member of the Chargers' receiving corps and the team's 2012 offensive player of the year, Floyd had a major scare early in the 2013 season when he had to leave Lincoln Financial Field in Philadelphia in an ambulance as result of a hit following a catch over the middle. It came after a 100-yard first half against the Eagles. The diagnosis was a neck injury. He finished the year on the "Reserve-Injured" list and immediately began focusing on a return to the field in 2014.

A mainstay in the Chargers' offensive lineup since 2008, Floyd's career totals include 239 catches for 4,133 yards and 25 touchdowns. His 17.3-yards per catch average is the fourth-highest in team history among players with at least 200 career catches.

Floyd performed a rather impressive feat in 2011 when 41 of his 43 catches went for first downs. The 95.3 percent clip was the second-highest in NFL history (min. 32 catches). Only Henry Ellard, who totaled 71 first downs on 74 catches (95.9%) for the Washington Redskins in 1994, posted a higher percentage. Floyd's first 23 catches of the season all went for first downs and his first catch that didn't result in a first down wasn't until Dec. 11. Floyd finished 2011 with a career-high 856 yards and a career-best 19.9-yard average,

which was the highest in the league among players with more than 800 yards receiving. It was also the ninth highest average in team history among players with at least 40 catches.

An undrafted free agent from a heralded class in 2004, Floyd is one of the team's most popular players. His older brother, Malcolm, played wide receiver for the Houston Oilers, Tennessee Titans and St. Louis Rams in the mid '90s. The elder Floyd is currently the head football coach at C.K. McClatchy High School in Sacramento, Calif.

Floyd's mother, Leataata, still resides in Sacramento where she volunteers as a mentor, tutor, counselor and ambassador, who teaches Polynesian dancing after school each day at one of the poorest schools in the city. In 2012, the Sacramento School District paid tribute to Floyd by changing the name of the school where she has given so much of her time from Jedediah Smith Elementary to Leataata Floyd Elementary.

Floyd and his wife, Daphne, have three sons. In his spare time, he enjoys playing basketball and spending time grilling with his family. An all-conference hooper in high school, Floyd's team won the school's intramural championship while he was an undergrad at Wyoming.

TRANSACTION HISTORY: Signed with Chargers, April 30, 2004...waived Sept. 5 and signed to practice squad Sept. 7, 2004...signed to active roster Dec. 11, 2004...waived Sept. 3, 2005 and re-signed to practice squad Sept. 5, 2005...signed to active roster Dec. 7, 2005...signed one-year contracts March 7, 2007, March 25, 2008, May 15, 2009 and June 8, 2010...agreed to two-year contract, Aug. 6, 2011...signed three-year contract extension through 2015, Sept. 26, 2012.

2013: Set up touchdown in Sept. 9 season opener vs. Houston with 47-yard catch, longest since Dec. 5, 2011...five catches for 102 yards Sept. 15 at Philadelphia...injured neck on fifth catch of day after hit and did not return to game...inactive next two games and placed on "Reserve-Injured" Oct. 2. **2012: Rodney Culver Memorial Award as team's Offensive Player of Year**...six-yard touchdown catch for 10-3 second-quarter lead in Monday Night Football season-opener in Oakland...also made spinning 23-yard catch against sideline during TD drive and had game-long 25-yard catch in fourth quarter...game and season-high 109 yards Sept. 16 vs. Tennessee...set up first touchdown of game with 27-yard catch followed by 14-yarder on 3rd-and-8...later added catches of 22 and 16 yards during touchdown drive that put Bolts up 24-3...went over 100 yards on 19-yard catch during TD drive that put Bolts up 31-10...second 100-yard game of season (108) on Sunday Night Football Oct. 7 at New Orleans...set up Chargers' first touchdown of night with 39-yard catch followed by 32-yarder on 3rd-and-9...also helped set up field goal by drawing 25-yard pass interference penalty to six-yard line...13-yard touchdown catch in fourth quarter gave Bolts 17-6 lead over Kansas City in Nov. 1 win...three-yard touchdown catch capped 17-play drive for 20-3 lead in third quarter during Dec. 9 win at Pittsburgh...totaled 39 yards against Carolina on Dec. 16 and moved past LaDainian Tomlinson and into 10th place on team's all-time receiving yardage list. **2011:** Sept. 18 at New England had two long third-down catches (23 and 36 yards) to set up early touchdown, but injured hip while making second catch and left contest...100 yards on three catches Oct. 9 at Denver...closed out first half with 42-yard touchdown catch for 23-10 lead...late fourth quarter 38-yard catch on 3rd-and-10 set up field goal for 29-24 lead...reinjured hip Oct. 31 at Kansas City and inactive next four games...

returned to starting lineup Dec. 5 at Jacksonville and caught season-long 52-yard touchdown pass in third quarter en route to 108-yard night...14-yard catch on 2nd-and-18 Dec. 11 vs. Buffalo was first of year that didn't go for first down, ending streak of 23 straight first-down catches to open season...capped year with 127-yard performance, including 43-yard touchdown, catch in 38-26 win at Oakland. **2010:** Season-long touchdown catch (54 yards) in 38-13 win vs. Jacksonville Sept. 19...career-high 213 yards Oct. 10 at Oakland...fourth-best single-game performance in team history and best since 1995...team-record 154 yards in first half...effort included 41-yard touchdown catch...injured hamstring Oct. 17 at St. Louis and inactive next three games...reinjured hamstring and inactive Weeks 14-15...first-career multi-TD game (17 and 9 yards) in Dec. 12 win vs. Kansas City...41-yard catch, despite pass interference, led to field goal in 33-28 win at Denver Jan. 2. **2009:** 24-yard catch on 3rd-and-12 and 38-yard pass interference penalty drawn three plays later helped Chargers to 7-3 lead in key win Dec. 13 at Dallas...Game Ball after Christmas Night game in Tennessee...52-yard touchdown catch in second quarter called back by penalty away from play...in third quarter, drew pass interference in end zone to set up touchdown on next play...later in third quarter, 21-yard catch on 3rd-and-13 led to touchdown for 35-10 lead...Game Ball after 140 yards on nine catches vs. Washington Jan. 3...included six-yard catch on 4th down to sustain touchdown drive and 50-yarder during field goal march. **2008:** Season-long 49-yard pass interference penalty drawn Week 6 NBC Sunday Night Football game vs. New England...**Chargers Alumni Offensive Player of Month (November)** Dec. 14 at Kansas City, helped Chargers overcome 21-10 fourth-quarter deficit...started comeback with four-yard touchdown catch with 1:13 remaining...during drive, had all five of his catches in game (67 yards)...diagnosed with collapsed lung following game and spent night in hospital before being inactive Weeks 15-16 and Wild Card Playoffs vs. Indianapolis Jan. 5. **2006:** **Chargers Alumni Player of Week** after season-long 46-yard touchdown catch in third quarter of 49-41 win at Cincinnati Nov. 12...first-career 100-yard game (109 yards) at Bengals...late fourth quarter 12-yard tiptoe catch along boundary on 3rd-and-9 kept touchdown drive alive for final points in win...inactive Week 13 at Denver (ankle) and placed on injured-reserve Dec. 14.



2005: Practice squad Weeks 1-2 and inactive Weeks 13-16. **2004:** First-career touchdown catch (13 yards) from Philip Rivers Jan. 2 vs. Kansas City...was also Rivers' first touchdown pass.

team All-MWC as soph...186 career catches for 2,411 yards and 14 touchdowns...redshirted in 1999...played at Wyoming from 2000-03...health sciences major.

COLLEGE: Honorable mention All-Mountain West Conference as senior...first-

PERSONAL: Born in Sacramento, Calif...all metro and offensive MVP of league at River City High in Sacramento...first-team all-league in basketball.

Receiving		Regular Season					Special Teams					Postseason				
Year	Team	G-S	No.-Yds.	Avg.	Long	TD	TD	Tackles	G-S	No.-Yds.	Avg.	Long	TD	TD		
2004	San Diego	4-2	3-49	16.3	27	1	0		1-0	0-0	0.0	0	0			
2005	San Diego	0-0	0-0	0.0	0	0	0		n/a							
2006	San Diego	12-0	15-210	14.0	46†	3	1		n/a							
2007	San Diego	6-1	7-97	13.9	25	0	0		n/a							
2008	San Diego	13-2	27-465	17.2	49†	4	3		1-0	0-0	0.0	0	0			
2009	San Diego	16-9	45-776	17.5	53	1	1		1-1	3-30	10.0	19	0			
2010	San Diego	11-9	37-717	19.4	55	6	0		n/a							
2011	San Diego	12-9	43-856	19.9	52†	5	0		n/a							
2012	San Diego	14-14	56-914	14.5	39	5	0		n/a							
2013	San Diego	2-2	6-149	24.8	47	0	0		"Reserve-Injured"							
Totals		90-48	239-4,133	17.3	55	25	5		3-1	3-30	10.0	19	0			

Single-game Highs

Receptions — 9 vs. Washington Jan. 3, 2010
 Receiving Yards — 213 at Oakland Oct. 10, 2010
 Receiving Long — 55 at Oakland Oct. 10, 2010

Receiving TDs — 2 vs. Kansas City Dec. 12, 2010
 Receiving Long TD — 54† vs. Jacksonville Sept. 19, 2010

2013 Game-By-Game Receiving

Date	Opp.	No.	Yds	Avg.	Lg	TD	TDs
09/09	Hou*	1	47	47.0	47	0	
09/15	at Phi*	5	102	20.4	31	0	
Totals		6	149	24.8	47	0	

Inactive: (9/22 at Ten, 9/29 vs. Dal)

2012 Game-By-Game Receiving

Date	Opp.	No.	Yds	Avg.	Lg	TD	TDs
09/10	at Oak*	4	66	16.5	25	1	6
09/16	Ten*	6	109	18.2	27	0	
09/23	Ati*	3	52	17.3	28	0	
09/30	at KC*	2	23	11.5	21	0	
10/07	at NO*	5	108	21.6	39	0	
10/15	Den*	5	60	12.0	25	0	
10/28	at Cle*	4	43	10.8	14	0	
11/01	KC*	4	48	12.0	16	1	13
11/11	at TB*	6	63	10.5	22	1	3
11/18	at Den*	4	67	16.8	38	0	
11/25	Bal*	4	65	16.3	21†	1	21
12/02	Cin*	4	61	15.3	24	0	
12/09	at Phi*	3	10	3.3	4	1	3
12/16	Car*	2	39	19.5	30	0	
12/23	at NYJ	Reserve-Injured					
12/30	Oak	Reserve-Injured					
Totals		56	814	14.5	39	5	

2011 Game-By-Game Receiving

Date	Opp.	No.	Yds	Avg.	Lg	TD	TDs
09/11	Min*	3	45	15.0	16	0	
09/18	at NE*	2	59	29.5	36	0	
09/25	KC	2	28	14.0	17	0	
10/02	Mia*	2	26	13.0	15	0	
10/09	at Den*	3	100	33.3	42†	1	42
10/23	at NYJ*	2	36	18.0	28	0	
10/31	at KC	5	107	21.4	39	0	
12/05	at Jac*	4	108	27.0	52†	1	52
12/11	Buf*	2	29	14.5	15	0	
12/18	Bal	5	96	19.2	28†	1	28
12/24	at Det*	6	95	15.8	30	1	11
01/01	at Oak*	7	127	18.1	43†	1	43
Totals		43	856	19.9	52†	5	

Inactive: (11/6 vs. GB, 11/10 vs. Oak, 11/20 at Chi, 11/27 vs. Den)

2010 Game-By-Game Receiving

Date	Opp.	No.	Yds	Avg.	Lg	TD	TDs
09/13	at KC*	3	48	16.0	22	0	
09/19	Jac*	3	95	31.7	54†	1	54
09/26	at Sea*	6	97	16.2	25	1	3
10/03	Ati*	2	45	22.5	31	0	

Date	Opp.	No.	Yds	Avg.	Lg	TD	TDs
10/10	at Oak*	8	213	26.6	55	1	4†
10/17	at STL*	2	15	7.5	12	0	
11/22	Den*	2	24	12.0	18	1	6
11/28	at Ind	0	0	0.0	0	0	
12/05	Oak*	5	72	14.4	24	0	
12/12	KC*	4	51	12.8	18	2	17, 9
01/02	at Den	2	57	28.5	41	0	
Totals		37	717	19.4	55	6	

Inactive: (10/24 vs. NE, 10/31 vs. Ten, 11/7 at Hou, 12/16 vs. SF, 12/26 at Cin)

2009 Game-By-Game Receiving

Date	Opp.	No.	Yds	Avg.	Lg	TD	TDs
09/14	at Oak	1	17	17.0	17	0	
09/20	Bal	1	45	45.0	45	0	
09/27	Mia	2	65	32.5	47	0	
10/04	at Phi	0	0	0.0	0	0	
10/19	Den	3	51	17.0	20	0	
10/25	at KC	2	9	4.5	6	1	3
11/01	Oak*	2	64	32.0	53	0	
11/08	at NYG*	2	29	14.5	17	0	
11/15	Phi*	3	45	15.0	22	0	
11/22	at Den*	4	38	9.5	17	0	
11/29	KC	3	85	28.3	53	0	
12/06	at Cle*	3	30	10.0	15	0	
12/13	at Dal*	3	40	13.3	24	0	
12/20	Cin*	4	63	15.8	20	0	
12/25	at Ten*	3	55	18.3	22	0	
01/03	Was*	9	140	15.6	50	0	
Totals		45	776	17.2	53	1	

Inj: (1/7 NYJ*)

2008 Game-By-Game Receiving

Date	Opp.	No.	Yds	Avg.	Lg	TD	TDs
10/12	NE*	3	75	25.0	49†	1	49
10/19	at Buf	4	65	16.3	23	1	14
10/26	at NO	1	21	21.0	21	0	
11/09	KC*	4	76	19.0	31	1	5
11/16	at Phi†	2	29	14.5	15	0	
11/23	Ind	2	54	27.0	31	0	
11/30	Ati	5	59	11.8	18	0	
12/04	Oak	1	19	19.0	19	0	
12/14	at KC	5	67	13.4	19	1	4
Totals		27	465	17.2	49†	1	

Inactive: (10/15 at Mia, 12/21 at TB, 12/28 vs. Den, 1/3 vs. Ind)

No Catches: (9/7 vs. Car, 9/14 at Den, 9/22 vs. NYJ, 9/28 at Oak, 11/1 at Phi†)

2007 Game-By-Game Receiving

Date	Opp.	No.	Yds	Avg.	Lg	TD	TDs
09/16	at NE	1	19	19.0	19	0	
09/23	at GB	1	25	25.0	25	0	
09/30	KC	3	28	9.3	17	0	
10/14	Oak	2	25	12.5	16	0	
Totals		7	97	13.9	25	0	

Inactive: (10/28 vs. Hou, 11/4 at Min, 11/11 vs. Ind, 11/18 at Jac, 11/25 vs. Bal, 12/2 at KC, 12/9 at Ten, 12/16 vs. Det, 12/24 vs. Den, 12/30 at Oak, 1/6 vs. Ten+, 1/13 vs. at Ind+, 1/20 at NE+)

No Catches: (9/9 vs. Chi, 10/7 at Den)

2006 Game-By-Game Receiving

Date	Opp.	No.	Yds	Avg.	Lg	TD	TDs
09/17	Ten	1	9	9.0	9	0	
10/01	at Bal	1	31	31.0	31†	1	31
10/08	Phi	2	18	9.0	9†	1	9
10/22	at KC	1	19	19.0	19	0	
10/29	STL	1	5	5.0	5	0	
11/05	Cle	2	8	4.0	6	0	
11/12	at Cin	5	109	21.8	46†	1	46
11/19	at Den	1	7	7.0	7	0	
12/03	at Buf	1	4	4.0	4	0	
Totals		15	210	14.0	46†	3	

Inactive: (12/10 vs. Den)

No Catches: (9/11 at Oak, 10/15 at SF, 11/26 vs. Oak)

Reserve-Injured: (12/17 vs. KC, 12/24 at Sea,

12/31 vs. Ari, 1/14 vs. NE+)

* Denotes starter

+ Denotes postseason game

76

D.J. FLUKER

Tackle
6-5, 339
2nd NFL Season
2nd with Chargers

Draft 1 – 13
Alabama
Foley HS
Foley, Ala.

If you were to ask D.J. Fluker to name the highlight of his rookie season in the NFL, most would assume it was an early season body-slam of Oakland Raiders linebacker Sio Moore that made all the highlight reels; or it was late-season upset wins on the road against Kansas City and Denver; or the season-ending win over the Chiefs that put the Chargers into the NFL playoffs; or maybe the Bolts' playoff win over the Cincinnati Bengals.

But no, if you ask Fluker for the highlight of his rookie season, he'd tell you it was the day in mid-July when he watched via mobile phone as his mother, younger brother and two younger sisters for the first time moved into the new home that D.J. had purchased for them in their adopted hometown of Mobile, Alabama.

Fluker may have been the Chargers' first-round pick in 2013, the two-time national champion right tackle from Alabama who started 17 games (playoffs included) for the Bolts, but that only scratches the surface of the giant young man underneath the helmet.

Fluker, the D.J. standing for Daniel Lee Jesus Fluker, was born in New Orleans and spent the majority of his childhood in the Bayou city living in the infamous Lower Ninth Ward. That was until Hurricane Katrina struck in 2005 and started Fluker's life spinning. When the hurricane hit, the family fled to nearby Biloxi, Mississippi. When Katrina passed and they returned to the Lower Ninth Ward, all that remained of their former home was a concrete slab. With their home demolished, Fluker's mother, Annice, scraped together what little money she could and this time the family headed to Mobile. After a rough start, including a brief period when Fluker, his mom and siblings were forced to sleep in a small green Chrysler, Fluker found a family atmosphere for the first time in his life at McGill-Toolen Catholic High School where Head Coach Steve Savarese provided a safe-haven.

As Fluker became a star defensive tackle on the football field, he worked his tail off away from it. He did odd jobs to help out Annice financially. He cut grass, he power washed houses, he built cabinets and piers, he worked in

retail stores and he cleaned trailers. He also became one of the most popular and well-liked students at McGill-Toolen and people went out of their way to help the Flukers. Prior to his junior year of high school, personal issues forced Annice to move the family back to Biloxi. This time, however, the family's temporary home - a trailer - was burned down due to kids playing with matches. Ultimately the Flukers returned to Alabama, this time settling in Foley for Fluker's senior year. It was at Foley High School that Fluker moved from defensive tackle to offensive tackle and it opened the door for him to attend the University of Alabama.

At Alabama, Fluker became a cornerstone at right tackle and a three-time BCS champion. Fluker started 27 of 27 games at right tackle over the 2011-12 seasons at Alabama. A second-team Associated Press All-America and first-team All-Southeastern Conference pick as a junior in 2012, Fluker opted to make himself available for the 2013 NFL Draft after grading out at 98.6% on his blocking assignments. His junior year, Fluker surrendered only four sacks and he was flagged just two times as the Crimson Tide finished the season 13-1 and 7-1 in the SEC. Fluker also earned a degree in health studies in just 3 1/2 years and because of that he was invited to participate in Senior Bowl activities, which helped bolster his draft stock.

Fluker's rookie season was a success by all accounts. He earned all-rookie honors and his teammates chose him as one of the team's co-most inspirational players. So impressive was Fluker that late in the year he walked into Head Coach Mike McCoy's office and asked for permission to address the team at a time when he felt like some of his teammates weren't giving maximum effort. It was a momentum-changing experience for the whole team, which rallied around Fluker as the Bolts won their last four games of the regular season en route to the playoffs. Fluker's play helped the Chargers tie for fourth in the NFL in fewest sacks allowed and he also played a big role in the ground game as the Chargers rushed for over 100 yards in 12 of 16 games during the regular season, including four straight and seven of eight to close out the year.

TRANSACTION HISTORY: First-round pick by Chargers, (11), April 25, 2013...signed June 6.

2013: All-Rookie by Pro Football Writers of America (PFWA)...Chargers co-Most Inspirational Player. started Games 1-2 at right tackle...inactive Sept. 22 at Tennessee due to concussion in practice prior to game...started Games 4-9 at right tackle...**Pepsi Next NFL Rookie of Week** after Oct. 20 game at Jacksonville when he shifted to left tackle as injuries depleted offensive line...Bolts beat Jaguars 24-6, line didn't allow any sacks and helped block for then-season-high 158 rush yards...started Nov. 17 at Miami, Nov. 24 at Kansas City and Dec. 1 vs. Cincinnati at left tackle...started final four regular season games and both playoff games at right tackle.

COLLEGE: Second-team Associated Press All-America and first-team All-SEC as junior in 2012...SEC All-Freshman in 2010...BCS National Champion as sophomore (2011) and junior (2012)...finished career with 37 games played and 36 starts at right tackle...totaled 245 knockdowns and 34 touchdown-resulting blocks as starter...redshirted in 2009...played at Alabama from 2010-12...health studies degree.

PERSONAL: Born in New Orleans...consensus All-America offensive tackle as senior at Foley (Ala.) High School...invited to play in 2009 U.S. Army All-American Bowl.

Games Played-Started: 2013 (15-15, San Diego).

Postseason Games Played-Started: 2013 (2-2, San Diego).

SWIM LESSONS

Last June at the NFL Rookie Symposium in Ohio, the Chargers' top two draft picks, Fluker and linebacker Manti Te'o had a unique bonding experience. Fluker, a New Orleans native did not know how to swim and in fact nearly drowned in a swimming pool when he was a young child. Te'o, meanwhile, a native of Laie, Hawaii was training by swimming laps in the pool. It was a hot day and Fluker was standing in the shallow end trying to cool off while watching Te'o swim and the latter decided to deliver a swimming lesson. Te'o held the 340 pound lineman's midsection while he learned to kick and stroke and after a few short tries, Fluker picked it up and was able to swim a short distance.



**93**

DWIGHT FRENEY

Outside Linebacker
6-1, 268
13th NFL Season
2nd with Chargers

UFA (Indianapolis) – '13
Syracuse
Bloomfield HS
Bloomfield, Conn.

Outside linebacker Dwight Freney hopes 13, referring to his 13th NFL season, is his lucky number. However 2013 wasn't so lucky as his season ended after a little more than three games due to a torn quad suffered in a late-September game against the Dallas Cowboys. Now healed, Freney is looking to make a big splash in 2014, his second season with the Chargers.

Prior to joining the Chargers, Freney spent his first 11 seasons in Indianapolis, helping the Colts to a Super Bowl title in 2006 (Super Bowl XLII). A Bloomfield, Conn. native, Freney enjoyed an All-America career at Syracuse. As a senior he was named Big East co-Defensive Player of the Year after leading the nation with 17.5 sacks. A few months later, the Colts made him their first pick in the 2002 NFL Draft (11th overall). Freney didn't waste any time making his presence felt in the NFL. He earned All-Rookie honors in 2002 after setting a franchise record with 13 sacks, second all-time among rookies to the 14.5 recorded by Tennessee's Jevon Kearse in 1999.

Besides seven Pro Bowl selections, Freney was named All-Pro four times, he was selected to the NFL's all-Decade Team for the 2000s in 2009 and the Kansas City Committee of 101 named him its Defensive Player of the Year in 2005. He racked up a Colts-record 107.5 sacks, becoming the 26th player in NFL history with more than 100 career sacks. Freney and Robert Mathis combined to give the Colts a devastating one-two punch as they became the first defensive end tandem from the same team since 1970 to be named to three consecutive Pro Bowls (2008-10). While with the Colts, Freney sacked 53 different quarterbacks and recorded sacks against 27 of the NFL's 32 teams. At the end of 2012, his 107.5 sacks were fifth-most sacks among active players. Freney became the only player in Colts history to post seven double-digit sack seasons, including a franchise-record and NFL-leading 16 in 2004 as he became the first player in team history to win the league's sack title. He set a franchise record by recording at least one sack in nine-straight games over the 2008-09 seasons and owns the three-highest single-season sack marks in Colts history.

Freney's career totals heading into 2014 include 167 games played, 147 starts, 379 tackles, 44 forced fumbles, 14 passes defensed and three interceptions.

Including his Super Bowl appearance, Freney has played and started 17 postseason games during his career.

As a high schooler, Freney didn't start with ambitions of becoming one of the NFL's best players. His older brother, Hugh, played quarterback at Bloomfield, but Freney started his athletic career as a goalie for the school's soccer

team. Both of Freney's parents, Hugh, Sr. and Joy, were Jamaican natives and that was the game he'd primarily been exposed to as a child. It was only after some good-natured ribbing from classmates about his soccer uniform that Freney opted for a move to the gridiron as a sophomore. He ended up a four-sport star for the Warhawks, lettering in football, basketball, baseball and soccer. He led the football team to a state title in 1997 and even though football was the sport that ultimately led to a professional career, Freney was an excellent center fielder and power hitter for the baseball team. He hit one of the longest home runs in school history, clearing a road that runs behind the school's baseball field. In 2007, Freney returned to Connecticut for Dwight Freney Day, which included the retirement of the No. 44 uniform he wore as a prep.

Freney's success on the field catapulted him into an array of opportunities off the field, including the nonprofit world and the entertainment industry.

He oversees the Dwight Freney Foundation, which has hosted a number of events. They include a football camp, a FanFest designed to thank Colts fans, as well as a program that provided Thanksgiving meals for needy families through Indianapolis' Boys and Girls Clubs. Freney also raised funds for charities in his home state of Connecticut through events that included a celebrity golf classic.

Freney's celebrity status has led to red carpet invitations for a wide variety of events from the ESPY's to the Grammy Awards. In April, he was even invited to the White House to participate in the 2014 White House Easter Egg Roll. Freney's star quality has also taken him to events that range from album release parties to fundraisers for Pediatric AIDS. Freney has been a frequent guest and contributor for numerous sports television shows, including ESPN's "Rome is Burning," The NFL Network's "Total Access" and FOX Sports Net's "Best Damn Sports Show Period." Freney also was featured on ESPN's Monday Night Football Countdown's "Unmasked," in 2012 and he was a guest on the popular daytime talk show, "Dr. Phil." His other screen credits include an appearance on Fox's highest rated reality series, "Hell's Kitchen," and he starred in NBC's hit Sunday Night Football commercial with Faith Hill. Freney's popularity also has led to appearances on the covers of Sports Illustrated and The Sporting News, while he was featured as Ebony's hottest bachelor of 2008 and has been written about in People Magazine, Men's Health and USA Today.

Freney is of Jamaican heritage. He enjoys cooking, particularly Caribbean and Jamaican food. Freney's other hobbies include golf and bowling.

TRANSACTION HISTORY: First-round pick by Indianapolis (11th overall), April 20, 2002...signed July 29...re-signed July 13, 2007...contract expired March 12, 2013...signed with Chargers May 20.

2013: Two pressures and two quarterback hits in Sept. 15 win at Philadelphia...two pressures before injuring quad in Sept. 29 win over Dallas...placed on "Reserve-Injured" Oct. 2 **2012:** Injured ankle in first quarter of Sept. 9 season opener at Chicago...inactive Sept. 16 at Minnesota and Sept. 23 vs. Jacksonville...first-career sack vs. Green Bay in Oct. 7 return from injury...career sack No. 103.5 as Aaron Rodgers became 51st different quarterback he'd sacked...Nov. 4 vs. Miami sacked Ryan Tannehill and recorded 44th-career forced fumble on play...Colts' lone sack in Dec. 23 playoff-clinching win at Kansas City as Brady Quinn became his 53rd-career sack victim...sack vs. Houston in Dec. 30 season finale raised career total to 107.5, fifth-most

among active players...raised career sack total vs. Houston to 17.5, his most vs. any one opponent...also gave him 5.5 sacks vs. Schaub, third-most vs. any quarterback during career. **2011: Pro Bowl**...season-high two sacks and forced fumble that was returned 47 yards for touchdown by teammate Jamaal Anderson Sept. 25 vs. Pittsburgh...tied season-high with two sacks, including 100th of career, Dec. 11 vs. Baltimore. **2010: Pro Bowl...Colts Ed Block Courage Award...All-AFC by Pro Football Weekly/ Professional Football Writers of America (PFW/PFWA)** after seventh-career 10-plus sack season...two sacks and two forced fumbles Sept. 19 vs. New York Giants...first sack-forced fumble returned one yard for touchdown by teammate Fili Moala...was 21st career multi-sack game and seven with multiple forced fumbles...**AFC Defensive Player of Week** after two sacks and forced fumble Nov. 1 vs. Houston. **2009: Pro Bowl...All-Pro by Associated Press (first-team), Sporting News, Sports Illustrated and PFW/**

PFWA...named to NFL's All-Decade Team (2000-09), tied for third in NFL with 13.5 sacks, second-most for season in team history...sack in each of first eight games of season, tying teammate Robert Mathis' NFL record...season-high two sacks, forced fumble and season-high six quarterback pressures Sept. 27 at Arizona...first-quarter sack Nov. 8 vs. Houston marked team-record ninth-straight game (dating to 2008 season finale) with sack...matched season high with two sacks Dec. 27 vs. New York Jets...recorded sack vs. Saints quarterback Drew Brees in Super Bowl XLIV Feb. 7. **2008: Pro Bowl...AFC Defensive Player of Month (November)** for games that included two sacks, forced fumble and four pressures Nov. 9 at Pittsburgh, two sacks Nov. 16 vs. Houston and sack forced fumble and four pressures Nov. 30 at Cleveland...sack-forced fumble vs. Browns was returned 37 yards for touchdown by Mathis...two sacks and three pressures in Jan. 3 Wild Card Playoff loss at Chargers. **2007: Sack and two forced fumbles** Sept. 30 vs. Denver... **AFC Defensive Player of Week** after two sacks, including one for safety, and two forced fumbles Oct. 22 vs. Jacksonville...safety was Colts' first since 2000...injured foot Nov. 11 at San Diego and played on "Reserve-Injured" list Nov. 14. **2006: AFC Defensive Player of Week** after tying career high with three sacks (fifth time in career) and three forced fumbles (second time in career) Dec. 18 vs. Cincinnati...two sacks and forced fumble in Jan. 6 Wild Card Playoffs vs. Kansas City...fumble recovery in Feb. 4 Super Bowl XLI victory over Chicago. **2005: Pro Bowl...All-Pro by Associated Press (first-team), Sporting News and PFW/ PFWA...All-AFC by PFW/PFWA...Defensive Player of Year by Kansas City Committee of 101...AFC Defensive Player of Month for September**, including season-high three sacks and forced fumble Sept. 25 vs. Cleveland...sack vs. Pittsburgh in AFC Divisional Playoffs. **2004: Pro Bowl**...named all-star starter for first time in career after leading NFL with franchise-record 16 sacks... **All-Pro by Associated Press (first-team), Sports Illustrated, Sporting News, College and Pro Football Newsweekly and PFW/PFWA...All-AFC by PFW/PFWA ...NFL Alumni Pass Rusher of Year**...two-sack games Oct. 24 vs. Jacksonville and Nov. 8

vs. Minnesota. **AFC Defensive Player of Month (December/ January)** that included three-sack games Dec. 5 vs. Tennessee, Dec. 12 at Houston and two-sack game Dec. 19 vs. Baltimore. **2003: Pro Bowl**...first Colt named to Pro Bowl since 1987 (Duane Bickett) and team's first all-star lineman since 1977 (Ernie Barnes & John Dutton)... **Associated Press All-Pro (second-team) and Football Digest...All-AFC by PFW/PFWA**...first-career touchdown on fumble recovery and 19-yard return Sept. 28 at New Orleans. **AFC Defensive Player of Week** after season-high three sacks and two forced fumbles Nov. 2 at Miami...batted down two-point conversion attempt Dec. 7 at Tennessee to preserve 29-27 win...forced fumble in Jan. 4 Wild Card Playoff win vs. Denver. **2002: PFW/PFWA All-Rookie** after team-record 13 sacks, second-most all-time by NFL rookie...also led team with nine forced fumbles and 36 pressures...first-career sack Sept. 22 at Houston...AFC Defensive Player of Week after sack and three forced fumbles in first-career start Nov. 10 at Philadelphia...two sacks for first-career multi-sack game Nov. 17 vs. Dallas...recorded 12th and 13th sacks and ninth forced fumble Dec. 29 vs. Jacksonville...sack and seven stops in first-career playoff game, Jan. 4 Wild Card vs. New York Jets.

COLLEGE: All-America, All-Big East and co-Big East Defensive Player of Year as senior after leading nation with school-record 17.5 sacks...tied conference record with four Big East Player of Week awards in 2001...set NFL record with 11 forced fumbles and three recoveries as senior in '01...BCSFootball.com second-team All-America, first-team All-Big East and All-ECAC (Eastern College Athletic Conference) as junior...started 22 of 39 career games played and tallied 34 sacks (second in school history), 104 tackles, 14 forced fumbles, 51 tackles for loss, 43 pressures and six passes defended...played at Syracuse from 1998-01...information studies and technology degree.

PERSONAL: Born in Bloomfield, Conn...All-America , All-Central Connecticut West and team captain at Bloomfield High School.

Regular Season	Year	Team	G-S	Tack.-Asst.	Total	Sacks-Yds.	Int.-Yds.	Long	TD	Pass		Fumbles		TFL	Special Teams
										Def.	For.-Rec.	For.-Rec.	Tackles		
2002	Indianapolis	16-8	43-4	47	13-92	0-0	0	0	1	9-1	13	0	0		
2003	Indianapolis	16-13	38-3	41	11-89	0-0	0	0	1	4-2	11	0	0		
2004	Indianapolis	16-16	39-8	47	16-120	0-0	0	0	3	4-0	16	0	0		
2005	Indianapolis	16-13	37-2	39	11-71.5	0-0	0	0	3	6-0	11	0	0		
2006	Indianapolis	16-16	35-10	45	5.5-35.5	0-0	0	0	2	4-0	6	0	0		
2007	Indianapolis	9-9	29-5	34	3.5-15.5	0-0	0	0	0	4-0	4	0	0		
2008	Indianapolis	15-14	23-7	30	10.5-78.5	0-0	0	0	0	4-0	11	0	0		
2009	Indianapolis	14-9	24-7	31	13.5-95.5	0-0	0	0	1	1-0	14	0	0		
2010	Indianapolis	16-16	21-4	25	10-74.0	0-0	0	0	2	5-0	10	0	0		
2011	Indianapolis	16-15	13-6	19	8.5-87.5	0-0	0	0	0	2-0	9	0	0		
2012	Indianapolis	14-14	11-9	20	5-24	0-0	0	0	1	1-0	5	0	0		
2013	San Diego	4-4	0-1	1	0.5-5.5	0-0	0	0	0	0-0	1	0	0		
Totals		167-147	313-66	379	108.0-788.5	0-0	0	0	14	44-3	111	0	0		

DWIGHT FREENEY'S ALL-PRO HONORS



Seven-time Pro Bowl selection (2003-05, 2009-11 seasons)



Pro Football Weekly and Professional Football Writers of America All-Pro (2004-05, 2009) & All-AFC (2003-05, 2010)



Sporting News All-Pro (2004-05, 2009)



Sports Illustrated All-Pro (2004, 2009)



Football Digest All-Pro (2003)

Postseason

Year	Team	G-S	Tack.-Asst.	Total	Sacks-Yds.	Int.-Yds.	Long	TD	Pass Def.	Fumbles For.-Rec.	TFL	Special Teams Tackles
2002	Indianapolis	1-1	7-0	7	1-5	0-0	0	0	0	0-0	1	0
2003	Indianapolis	3-3	8-0	8	1-0	0-0	0	0	0	1-0	1	0
2004	Indianapolis	2-2	2-0	2	1-9	0-0	0	0	0	0-0	1	0
2005	Indianapolis	1-1	1-0	1	1-4	0-0	0	0	1	0-0	1	0
2006	Indianapolis	4-4	4-1	5	2-18	0-0	0	0	0	1-1	2	0
2008	Indianapolis	1-1	2-0	2	2-14	0-0	0	0	0	0-0	2	0
2009	Indianapolis	3-3	4-4	8	1-7	0-0	0	0	0	0-0	1	0
2010	Indianapolis	1-1	3-1	4	0-0	0-0	0	0	0	0-0	0	0
2012	Indianapolis	1-1	0-0	0	0-0	0-0	0	0	0	0-0	0	0
Totals		17-17	31-6	37	9-57	0-0	0	0	1	2-1	9	0

Regular-Season Single-game Highs

Tackles — 7 (6 times) Last: vs. Houston Nov. 8, 2009

Sacks — 3 (3 times) Last: vs. Cincinnati Dec. 18, 2006

Forced Fumbles — 3 (2 times) Last: vs. Cincinnati Dec. 18, 2006

Postseason Single-game Highs

Tackles — 7 vs. New York Jets Jan. 4, 2003

Sacks — 2 (2 times) Last: at San Diego Jan. 3, 2009



59

ANDREW GACHKAR

Inside Linebacker
6-3, 240
4th NFL Season
4th with Chargers

Draft 7 — '11
Missouri
Blue Valley West HS
Overland Park, Kan.

A former seventh-round pick headed into his fourth NFL season, Gachkar is one of the team's top special teams performers and a solid performer at inside linebacker.

Each season, Gachkar's tackle totals on defense have gone up, topped by his 25 in 2013. He also made the first three starts of his career last season, filling in for an injured Donald Butler. The Chargers won two of three games with Gachkar starting at inside linebacker and his efforts included a career-high eight tackles in a 24-6 win in Jacksonville.

As a rookie, Gachkar tied for the team lead on special teams with 12 tackles and in his second year, he tied for fourth. Last season, his eight special teams stops tied for sixth.

Some may call the fact that he's even playing football a miracle in itself. Back

in 2007, he overcame a life-threatening ailment that threatened more than just his football career. Back in '07 after his freshman year at the University of Missouri, Gachkar was diagnosed with Thoracic Outlet Syndrome. He had developed a blood clot because his collarbone and rib cage were too close together to allow proper blood flow through his veins. As a result, he had no choice but to undergo major surgery to remove one of his ribs, and a second surgery after another clot developed. Gachkar spent more than 20 hours in surgery and nearly a month in the hospital, all-the-while losing more than 30 pounds. The surgeries initially put his football future in doubt, but Gachkar was diligent in his rehabilitation and he made it back for the 2008 season without missing a game.

Gachkar and his high school sweetheart, Lauren Nuckolls, were married in Missouri in March 2013.

TRANSACTION HISTORY: Seventh-round pick (234), April 30, 2011, signed July 28.

2013: Started Oct. 14 vs. Indianapolis, Oct. 20 at Jacksonville and Nov. 3 at Washington...season-high eight tackles in 24-6 win over Jags...season-high three special teams stops Dec. 1 vs. Cincinnati. **2012:** First-career sack Dec. 16 vs. Carolina...season-high six tackles in Dec. 30 season finale vs. Oakland. **2011:** Season-high three special teams tackles Oct. 23 at New York Jets...two special teams stops each at Kansas City Oct. 31 and vs. Denver (Nov. 27) and Baltimore (Dec. 18).

COLLEGE: Honorable mention All-Big 12 as senior...Missouri's Special Teams Player of Year as freshman in 2007...finished career with 208 tackles, 13 tackles for loss, four sacks, four forced fumbles, five recoveries and two interceptions...played at Missouri from 2007-10...civil engineering major.

PERSONAL: Born in Overland Park, Kan...running back and linebacker at Blue Valley West High School in Overland Park.

Regular Season

Year	Team	G-S	Tack.-Asst.	Total	Sacks-Yds.	Int.-Yds.	Long	TD	Pass Def.	Fumbles For.-Rec.	TFL	Special Teams Tackles
2011	San Diego	16-0	2-0	2	0-0	0-0	0	0	0	0-0	0	12
2012	San Diego	16-0	8-5	13	1-6	0-0	0	0	0	0-0	2	8
2013	San Diego	16-3	17-8	25	0-0	0-0	0	0	0	1-0	1	8
Totals		48-3	27-13	40	1-6	0-0	0	0	0	1-0	3	28

Postseason

Year	Team	G-S	Tack.-Asst.	Total	Sacks-Yds.	Int.-Yds.	Long	TD	Pass Def.	Fumbles For.-Rec.	TFL	Special Teams Tackles
2013	San Diego	2-0	0-0	0	0-0	0-0	0	0	0	0-0	0	1

Single-game Highs

Tackles — 8 at Jacksonville Oct. 20, 2013

Sacks — 1 vs. Carolina Dec. 16, 2012

85

ANTONIO GATES

Tight End
6-4, 255
12th NFL Season
12th with Chargers

Free Agent - '03
Kent State
Central HS
Detroit, Mich.



There should be little doubt that five years after he catches his final pass in the National Football League, Antonio Gates will be a member of the Pro Football Hall of Fame.

An eight-time Pro Bowl pick, a five-time Associated Press All-Pro, a member of the NFL's All-Decade Team (2000-09) and one of the Chargers' 50 Greatest Players of All-Time, Gates is the fourth tight end in NFL history to eclipse 700 career catches and 9,000 career yards. Playing in just his 158th career game in 2013 when he did it, Gates reached 9,000 yards in fewer games than any player in history and caught 700 passes in the third-fewest games.

Gates' 719 career catches are fourth-most in NFL history among tight ends behind Shannon Sharpe (815), Jason Witten (879) and Tony Gonzalez's (1,325), while his 9,193 receiving yards are also fourth behind the same three. (Gonzalez 15,127, Sharpe 10,060 and Witten 9,799.) In touchdowns though, Gates' 87 career touchdown catches are second-most among tight ends in NFL history behind Gonzalez's 111. His 87 total TDs since arriving in the NFL in 2003 are tied with Arizona's Larry Fitzgerald for second-most in the league over the last 11 seasons. And Gates' total of 60 touchdowns between he and quarterback Philip Rivers is the most in NFL history for a quarterback-tight end tandem.

Where Gates has really earned his stripes is on third down as one of the most clutch receivers the NFL has ever seen. His 213 career third-down catches are 23rd most in NFL history and third most among tight ends behind Gonzalez and Witten. Gates has caught 30 of his 87 touchdown passes on third down, seventh in NFL history among all players and second among tight ends.

Gates led the team in 2013 with 77 catches and he was second with 872 yards. It marked the eighth time in 11 seasons that he led the team in catches. Five times he's led the team in yards. He has 21 career 100-yard games, sixth-most in team history and fourth-most among all NFL tight ends since 1960. The 2013 season was the sixth of Gates' career in which he tallied at least 70 catches and 800 yards.

Heading into 2014, Gates is the franchise's all-time leader for career receptions and touchdown catches. He ranks third on the team's all-time list for receiving yards (9,193), trailing Hall of Fame wide receiver Charlie Joiner by just 10 yards (9,203). Gates needs just 391 yards to pass Lance Alworth (9,584 yards) to become the franchise leader in that category as well.



Besides his lofty position among NFL pass catchers, Gates is beloved in the San Diego community. He has shown a caring heart since arriving as a free agent basketball phenom from Kent State University. His signature Shop with a Charger event is one of the most popular holiday events in town as Gates hosts homeless, neglected and abused children to a special night that includes a Christmas shopping spree. He is also the honorary chairman for the annual Shoot to Cure HD, which raises much-needed research funds for the Huntington's Disease Society of America. And he works closely with Promises2Kids, an organization that offers support to San Diego's foster youth community.

Gates' route to the NFL has been well-chronicled. When he signed with the Chargers in 2003, he had not played football since his senior season at Central High School in Detroit. He began his collegiate career at Michigan State under the assumption that he could play both football and basketball. When the football coach relented, Gates chose to focus on hoops and decided it was best to leave the East Lansing campus. An up-and-down start to his basketball career sent him to three different schools before he finally found a home at Kent State, where in two seasons he helped lead the Golden Flashes to back-to-back Mid-American Conference championships and the Elite Eight of the 2002 NCAA Tournament. Gates ended his career as the sixth-leading scorer in school history and in Feb. 2010, he returned to the Kent, Ohio, campus to have his No. 44 jersey retired by the school.

Gates' paternal grandfather, Henry Hank, was a professional boxer in the 1950s and '60s who fought 97 professional bouts as a middleweight and light heavyweight, winning 62 of them. His 1962 fight against Joey Giardello was voted the Fight of the Year by Ring Magazine. Old photos show a striking resemblance between Gates and his grandfather. Gates' cousin, Tony Harrison is one of boxing's top young middleweights. Harrison has started his career 18-0 with 15 wins by knockout.

Had Gates not opted for a career in athletics, he might have tried his hand as a firefighter. A couple of years ago, a group of firefighters attended a training camp practice and one of the most enamored players was Gates. He told several that long ago he'd dreamed of being a firefighter. So several weeks later, the assistant San Diego fire chief returned to Chargers Park and presented Gates with a SDFD firefighting jacket with his own name and number.

TRANSACTION HISTORY: Signed with Chargers, May 2, 2003...signed six-year contract Aug. 22, 2005...signed new six-year contract through 2015, July 28, 2010.

2013: Pro Bowl third-alternate. team-high 124 yards in 33-30 win at Philadelphia Sept. 15...started game-winning drive with catches of 15 and 21 yards...in second quarter, lost fumble when hit from behind for first lost fumble since Sept. 2008...caught eight passes vs. Eagles to top 650 catches for career (652)...went over 500 career points, passing Lance Alworth for fifth on team's career scoring list, on seven-yard touchdown catch in his 150th-career game Sept. 22 at Tennessee...84th-career touchdown catch broke tie with Alworth for second-most touchdowns in team history...scored final points of 30-21 win over Dallas Sept. 29 on 56-yard TD catch in fourth quarter...was third-longest of his career and longest catch since Dec. 6, 2009 at

Cleveland (56 yards)...finished with game-high 136 yards...also had 10 catches, raising career total to 667 to move past Ozzie Newsome (662) for fourth-most receptions by tight end in NFL history...five-yard touchdown catch Nov. 17 at Miami...apparent 2nd TD catch negated by illegal forward pass penalty...Game Ball after 41-38 win at Kansas City Nov. 24 after becoming fourth tight end in NFL history with 700 career catches and 9,000 yards...fastest player in NFL history to 9,000 yards (158 games) and third-fastest to 700 catches...biggest catch of game went for 12 yards and 1st down on 3rd-and-10 during team's game-winning drive...that catch put him over 9,000 yards...four-yard touchdown catch in Dec. 29 season finale vs. K.C. tied game 14-14 in second quarter...30th-career 3rd-down TD catch. **2012:** Caught 600th career pass Sept. 23 vs. Atlanta...became fifth tight end and 59th player in NFL history with 600 career catches...Oct. 15 vs. Denver caught two touchdown

passes in first half for 15th-career multi-TD game...led team with 81 yards receiving to raise career yardage total to 8,007 and move past Ozzie Newsome for fourth-most yards by tight end in NFL history...touchdown catches were 50th and 51st of his career thrown by Philip Rivers...80th-career touchdown catch Nov. 11 at Tampa Bay...tied Lance Alworth's franchise record with 81st-career touchdown catch Dec. 16 vs. Carolina...became Chargers' all-time leader with 82nd-career touchdown catch (34 yards) for 24-14 lead in Dec. 23 win at New York Jets...83rd-career touchdown in Dec. 30 season finale vs. Oakland moved him into tie with Alworth for second-most total touchdowns in team history **2011: Pro Bowl**...caught eight passes Week 1 vs. Minnesota to move past LaDainian Tomlinson and to third place on team's all-time receptions list...inactive Weeks 3-5 (foot)...first touchdown catch of season Oct. 23 at NY Jets...70th-career TD catch to join Tony Gonzalez as only tight ends in NFL history with at least 70 scoring catches...finished game with five catches (542 career) and moved past Kellen Winslow (541) for second-most in team history...set up third quarter touchdown Dec. 5 at Jacksonville with seven-yard catch on 3rd-and-4 play, and at same time passed Gary Garrison for third on team's all-time receiving yardage list...earlier in game, kept another touchdown drive alive with 23-yard catch on 2nd-and-20 play...Dec. 11 vs. Buffalo, scored first touchdown of game, and during drive passed Garrison (7,562) for fourth on team's all-time list for career scrimmage yards...caught second touchdown pass in third quarter, 75th of his career to become 27th player overall and only second tight end (Gonzalez) in NFL history with 75 career TD catches...marked 14th-career multi-touchdown game and first of 2011...Dec. 24 in hometown of Detroit, Mich., caught team-record 587th career pass for six yards on 4th-and-5 in fourth quarter to pass Charlie Joiner (586) for all-time lead...Jan. 1 at Oakland, scored Chargers' first points on season-long 38-yard touchdown catch on 3rd-and-9...ignited next scoring drive with 37-yard catch and contributed to third-quarter TD drive with nine-yard catch on 3rd-and-4, followed by 16-yarder that put him at season-high 106 for game. **2010: Pro Bowl...second-team Associated Press All-Pro**...led team with 10 touchdown catches...60th career career touchdown catch Sept. 13 at Kansas City...Sept. 19 vs. Jacksonville, passed Steve Jordan (6,307) for seventh in NFL receiving yards by tight end...nine-yard touchdown in second quarter was 61st of career, breaking tie with Jerry Smith for the third most touchdowns by tight end in NFL history...later in second quarter, second touchdown catch (62) put him into tie with Shannon Sharpe for second among tight ends...12-yard touchdown pass in fourth quarter at Seattle Sept. 26 was 63rd-career, second-most all-time among NFL tight ends...seventh-straight game with touchdown, second-longest in team history...vs. Seattle passed Lance Alworth (493) for fourth-most catches in team history...two touchdowns Oct. 3 vs. Arizona, eighth-straight game with touchdown catch, one shy of Alworth's team record...caught 500th career pass vs. Cardinals to become seventh tight end in NFL history with at least 500 catches and fastest tight end in NFL history to reach 500...12 points vs. Arizona put him into sixth on team's all-time scoring list...19-yard touchdown catch in second quarter Oct. 10 at Oakland was team-record-tying ninth-straight game with touchdown (Alworth, 1963)...injured foot Oct. 17 at St. Louis...Oct. 24 vs. New England,

passed Winslow (6,741) for sixth-most yards by tight end in NFL history...touchdown catch in fourth quarter was eighth of season, extending league record of consecutive seasons with at least eight to seven...18th-career 100-yard game Oct. 31 vs. Tennessee, tying John Jefferson for seventh-most in team history...41st touchdown catch from Philip Rivers vs. Tennessee set new team record for quarterback-tight end combo...Dan Fouts & Winslow (40) held previous mark...missed first-career game due to injury (foot) Nov. 7 at Houston...placed on "Reserve-Injured" Dec. 30...did not play in Pro Bowl due to injury (foot) **2009: Pro Bowl Starter...second-team All-Pro by Associated Press and first-team by Sports Illustrated...Chargers co-Offensive Player of Year**...led team with 79 receptions and ranked second with career-high 1,157 yards...14.6 yards per catch average led all NFL tight ends...teamed with Vincent Jackson (1,167 yards) for Chargers' first 1,000-yard receiving duo since 1985, and combined to give Chargers most yards by receiving duo since 1980...Oct. 24 at Pittsburgh, 124 yards and first two touchdowns of season...first touchdown on 3rd-and-goal, plus catches of 26 on 3rd-and-8 and 16 on 3rd-and-15 during drive...over 100 yards on second touchdown...drew 26-yard pass interference penalty on separate touchdown drive...Game Ball after 118-yard, two-touchdown game vs. Kansas City Nov. 29...touchdowns were 54th and 55th of career, third-most all-time among tight ends...Dec. 13 at Dallas on receiving end of Philip Rivers' 100th career touchdown pass...Game Ball after career-high 167 yards at Cleveland Dec. 6...catches of 56 and 18 yards during drive when LaDainian Tomlinson scored 150th career touchdown...Dec. 25 at Tennessee, on receiving end of 36-yard touchdown that gives him new season career-high for yards and puts Rivers over 4,000 yards for season...moves into tie with Gary Garrison for second-most touchdown catches in team annals (58)...59th career touchdown catch Jan. 3 vs. Washington for second on team touchdown receptions list. **2008: Pro Bowl selection**...49th career touchdown catch late second quarter vs. New Orleans in London to move past Charlie Joiner for third-most touchdowns in team history...game-winning touchdown catch (eight yards) with 6:55 left in fourth quarter vs. Kansas City Nov. 9...**Chargers Alumni co-Offensive Player of Month (December)**...season-high two touchdowns Dec. 21 at Tampa Bay were 50th and 51st of career...fastest tight end in NFL history to 50 (92 games), beating Jerry Smith (100)...over 5,000 career yards on first touchdown...second-fastest to 5,000 yards (Winslow, 69 games)...two one-handed catches in Tampa Bay game...team-high eight catches in Jan. 5 Wild Card overtime win vs. Indianapolis...did not play in Pro Bowl (ankle). **2007: Pro Bowl starter...All-AFC by Pro Football Weekly and Professional Football Writers of America**...17-yard halfback-option touchdown catch from Tomlinson in 14-3 Opening Day win vs. Chicago...Game Ball after 113 yards and touchdown Oct. 7 vs. Denver...touchdowns of 49 and 31 yards vs. Houston Oct. 28...over 4,000 career receiving yards in Texans' game (68th career)...third-fastest tight end in NFL history to 4,000 behind Winslow (58 games) and Mike Ditka (67)...two touchdown catches vs. Baltimore Nov. 25 (41 and 42 yards) to crack top-five on team's touchdown reception list...game-tying touchdown (two yards) with :09 left in fourth quarter of overtime win at Tennessee Dec. 9...in overtime, 11-yard catch on 3rd-and-4 of game-winning

ANTONIO GATES' ALL-PRO HONORS



Eight-time Pro Bowl selection (2004-11 seasons)



AP Associated Press

AP First-Team All-Pro (2004-06)
AP Second-Team All-Pro (2009-10)



Pro Football Weekly and Professional Football Writers of America All-Pro (2004-06)



USA Today Sports Weekly All-Pro (2005-06)



SI and SI.com All-Pro (2004-06)



ESPN.com All-Pro (2005-06)



Football Digest All-Pro (2004)



Dallas Morning News All-Pro (2009)

touchdown drive...toe injury in Wild Card vs. Tennessee ...played in Divisional Playoffs and Championship Game with injured toe, but did not play in Pro Bowl. **2006: Pro Bowl...first-team All-Pro by Associated Press, Sporting News, USA Today Sports Weekly, Pro Football Weekly and Professional Football Writers of America, Sports Illustrated, Sports Illustrated.com, and ESPN.com...All-AFC by PFW and PFWA...NFL.com All-Interview...**second-longest career touchdown (57 yards) at San Francisco Oct. 15...19-yard touchdown catch from Tomlinson in 21-14 win vs. Oakland Nov. 26. **Chargers Alumni Player of Week** after 104 yards and two TDs Dec. 10 vs. Denver...first-career 100-yard game and touchdowns vs. Broncos...leading receiver in Jan. 14 AFC Playoffs vs. New England. **2005: Pro Bowl starter...first-team All-Pro by Associated Press, Sporting News, Sports Illustrated and Sports Illustrated.com, ESPN.com, Pro Football Weekly and Professional Football Writers of America, and USA Today Sports Weekly...Chargers co-Offensive Player of Year...Pro Football Weekly Midseason All-Pro...**led team record for catches by tight end (89) and yards (1,101) were most by Bolts' tight end since '83 (Winslow)...second tight end in NFL history (Todd Christensen, '83) with 1,100-yard, 10 touchdown season...23 touchdown catches between 2004-05, most ever by tight end over two-year span...did not play Week 1 vs. Dallas (roster exemption). **Chargers Alumni Player of Week** after tying career-high with three touchdowns and season-high 10 catches and 145 yards Oct. 30 vs. Kansas City...132 yards week later at New York Jets...27-yard touchdown catch for 14-3 lead over Buffalo Nov. 20, but injured foot in third quarter and did not return...started following week at Washington and 24-yard catch on first play of overtime immediated preceded game-winning 41-yard touchdown run...123 yards vs. Miami Dec. 11 to raise season total to new career-high of 997...career-high 13 catches vs. Dolphins, including eight-yard touchdown with :15 left in fourth quarter. **2004: Pro Bowl starter... first-team All-Pro by Associated Press, Football Digest, Sporting News, Sports Illustrated and Sports Illustrated.com...second-team All-Pro by College**

& Pro Football Newsweekly...All-NFL, All-AFC and All-Pro second-team by Pro Football Weekly and Professional Football Writers of America...NFL Alumni Association Tight End of Year...Chargers Offensive Player of Year...season-high 123 yards in Week 1 at Houston... **Chargers Alumni Player of Week** after season-high three touchdowns vs. New Orleans Nov. 7...first Chargers receiver with three touchdown catches in game since '97 (Tony Martin vs. Baltimore) and first three-touchdown game by Bolts tight end since '83 (Winslow vs. Kansas City)...10th and 11th touchdowns in fourth quarter at Kansas City Nov. 28 to set new single-season mark for tight ends (Winslow and Willie Frazier, 10)...eight scores in four games tied Wes Chandler for most by Charger in four-game stretch...career-long 72-yard touchdown in AFC West-clinching win at Cleveland Dec. 19...12th touchdown of season tied NFL record for tight ends...set tight end single-season touchdown record with 13th at Indianapolis Dec. 26...one-yard touchdown catch with :11 left in fourth quarter forced overtime in Wild Card vs. N.Y. Jets...made 21 and 44-yard catches during drive...12-yard touchdown from Peyton Manning for 28-7 lead in second quarter of 38-27 Pro Bowl win Feb. 13. **2003:** First-career touchdown Nov. 9 vs. Minnesota from Doug Flutie...season-high 117 yards vs. Green Bay Dec. 14, including season-long 48-yard catch... first 100-yard receiving game by Chargers rookie since Wayne Walker at Washington (1989).

COLLEGE: Honorable mention Associated Press All-America as senior after averaging 20.6 points per game and 7.7 rebounds per game...first-team All-Mid-American Conference and runner-up for MAC Player of Year...sixth in school history with 1,216 points...spent first college semester at Michigan State...transferred to Eastern Michigan in Spring '99, averaging 10.2 ppg and 7.4 rpg...attended College of Sequoias in 2000-01 but did not play...general studies major.

PERSONAL: Born in Detroit, Mich...led Detroit Central High to Class A state championship as senior ...first-team all-state in football and basketball.

Regular Season		Receiving					Special Teams		Postseason					
Year	Team	G-S	No.	Yds.	Avg.	Long	TD	Tackles	G-S	No.	Yds.	Avg.	Long	TD
2003	San Diego	15-11	24	389	16.2	48	2	4	n/a					
2004	San Diego	15-15	81	964	11.9	72†	13	0	1-1	6-89	14.8	44	1	
2005	San Diego	15-15	89	1,101	12.4	38	10	0	n/a					
2006	San Diego	16-16	71	924	13.0	57†	9	0	1-1	6-61	10.2	19	0	
2007	San Diego	16-16	75	984	13.1	49†	9	0	3-2	6-60	10.0	23	0	
2008	San Diego	16-16	60	704	11.7	34	8	0	2-2	13-146	11.2	30	0	
2009	San Diego	16-16	79	1,157	14.6	56	8	0	1-1	8-93	11.6	23	0	
2010	San Diego	10-10	50	782	15.6	48†	10	0	n/a					
2011	San Diego	13-13	64	778	12.2	38†	7	0	n/a					
2012	San Diego	15-15	49	538	11.0	34†	7	0	n/a					
2013	San Diego	16-15	77	872	11.3	56†	4	0	2-2	3-15	5.0	5	0	
Totals		163-158	719	9,193	12.8	72†	87	4	10-9	42-464	11.0	44	1	

Regular-Season Single-game Highs

Receptions — 13 vs. Miami Dec. 11, 2005
 Receiving Yards — 167 at Cleveland Dec. 6, 2009
 Receiving Long — 72† at Cleveland Dec. 19, 2004
 Receiving TDs — 3 (2 times) Last vs. Kansas City Oct. 30, 2005
 Receiving Long TD — 72† at Cleveland Dec. 19, 2004

Postseason Single-game Highs

Receptions — 8 (2 times) Last vs. New York Jets, Jan. 17, 2010
 Receiving Yards — 93 vs. New York Jets, Jan. 17, 2010
 Receiving Long — 44 vs. New York Jets, Jan. 8, 2005
 Receiving TDs — 1 vs. New York Jets, Jan. 8, 2005
 Receiving Long TD — 1 vs. New York Jets, Jan. 8, 2005

Receptions by Opponent (incl. playoffs)

Opponent	Games	No.	Yards	Avg.	Long	TD	Opponent	Games	No.	Yards	Avg.	Long	TD	Opponent	Games	No.	Yards	Avg.	Long	TD		
Arizona	2	11	200	18.2	33†	3	0	Indianapolis	8	37	321	8.7	30	1	San Francisco	1	5	78	15.6	57†	1	
Atlanta	3	12	129	10.8	23	0	1	Jacksonville	6	30	313	10.4	29	5	Seattle	2	9	172	19.1	38	1	
Baltimore	6	19	268	14.1	37	2	2	Kansas City	18	90	1,106	12.3	35†	14	2	Tampa Bay	3	9	117	13.0	33	3
Buffalo	4	23	290	12.6	27†	4	4	Miami	5	23	251	10.9	27	2	Tennessee	7	32	436	13.6	48†	5	
Carolina	3	15	153	10.2	24†	2	2	Minnesota	3	12	139	11.6	26	1	Washington	3	10	104	10.4	24	1	
Chicago	3	13	170	13.1	26	2	2	New England	7	29	348	12.0	38	3	Totals	173	761	9,657	12.7	72†	88	
Cincinnati	6	22	209	9.5	27	1	1	New Orleans	3	14	171	12.2	30	4								
Cleveland	5	13	275	21.2	72†	1	1	New York Giants	3	15	209	13.9	29	1								
Dallas	2	14	180	12.9	56†	2	2	New York Jets	7	35	476	13.6	44	4								
Denver	20	73	916	12.7	34	6	6	Oakland	22	90	1,214	13.5	38†	11								
Detroit	3	7	66	9.4	16	0	0	Philadelphia	3	23	274	11.9	24	1								
Green Bay	3	24	326	13.6	48	1	1	Pittsburgh	7	32	404	12.6	30†	4								
Houston	3	13	264	20.3	49†	2	2	St. Louis	2	7	78	11.1	27	0								

95

KWAME GEATHERS

Defensive Tackle
6-6, 335
2nd NFL Season
2nd with Chargers
Free Agent – '13
Georgia
Carvers Bay HS
Georgetown, S.C.

One of just two undrafted rookies to make the Chargers' opening day roster last season, Geathers got some valuable on-the-job training as a rookie. He stayed on the active roster the entire season and saw action in seven games.

Geathers comes from a family littered with NFL and major college experience. His brother, Robert, played at Georgia from 2001-03 and currently plays for the Cincinnati Bengals. Another brother, Clifton, played at South Carolina

and for the Philadelphia Eagles. He now plays for the Washington Redskins. Their father, Robert, Sr., also played at South Carolina before he was picked in the third round of the 1981 NFL Draft by the Buffalo Bills. Their uncle, James "Jumpy" Geathers, played at Wichita State and spent 13 seasons in the NFL with New Orleans, Washington, Atlanta and Denver. And their cousin, Jeremy Geathers (Jumpy's son), played collegiately at Nevada-Las Vegas (UNLV).

TRANSACTION HISTORY: Signed with Chargers May 13.

2013: Saw action Weeks 1-4, 6-7 and 9...NFL debut Sept. 9 vs. Houston.

COLLEGE: Team's Defensive MVP at conclusion of 2011 spring practice...SEC All-Freshman in 2010...Outstanding Scout Team Award for Defense in 2009...Fall '09 Athletic Director's Honor Roll...played 34 games in three seasons and finished career with 61 tackles, 6.5 tackles for loss, 10 quarterback

pressures and one sack...redshirted in 2009...played at Georgia from 2010-12...housing major.

PERSONAL: Born in Georgetown, S.C...named MVP of Offense-Defense All-America Bowl after senior season at Carvers Bay High School in Georgetown...SuperPrep All-America and second-team all-state as senior...teams won LowerState championships during sophomore and junior seasons...finished fifth at state track and field championships in shot put as junior.

Regular Season

Year	Team	G-S	Tack.-Asst.	Total	Sacks-Yds.	Int.-Yds.	Long	TD	Pass Def.	Fumbles For.-Rec.	TFL	Special Teams Tackles
2013	San Diego	7-0	2-1	3	0-0	0-0	0	0	0	0-0	0	0

Postseason

Year	Team	G-S	Tack.-Asst.	Total	Sacks-Yds.	Int.-Yds.	Long	TD	Pass Def.	Fumbles For.-Rec.	TFL	Special Teams Tackles
2013	San Diego	1-0	0-0	0	0-0	0-0	0	0	0	0-0	0	0

Single-game Highs

Tackles — 1 (3 times) Last vs. Indianapolis Oct. 14, 2013

CHARGERS OVERTIME GAMES

15-22 overall (.405)

Date	Opponent	W-L	Score	Toss	Date	Opponent	W-L	Score	Toss
10/12/75	L.A. Rams	L	10-13	W	11/27/05	at Washington	W	23-17	W
11/30/75	at Denver	L	10-13	L	10/14/01	at New England	L	26-29	W
12/05/76	San Francisco	W	13-7	W	12/02/01	at Seattle	L	10-13	L
11/12/78	Kansas City	W	29-23	L	10/20/02	at Oakland	W	27-21	L
09/14/80	Oakland	W	30-24	L	11/17/02	San Francisco	W	20-17	W
11/20/80	at Miami	W	27-24	W	12/01/02	Denver	W	30-27	L
10/25/81	at Chicago	L	17-20	L	12/29/02	Seattle	L	28-31	L
01/02/82	at Miami*	W	41-38	W	09/28/03	at Oakland	L	31-34	W
09/25/83	Cleveland	L	24-30	L	12/28/04	at Indianapolis	L	31-34	L
11/18/84	Miami	W	34-28	W	01/08/05	N.Y. Jets^	L	17-20	W
11/10/85	L.A. Raiders	W	40-34	W	12/09/07	at Tennessee	W	23-17	W
11/17/85	at Denver	L	24-30	W	01/03/09	Indianapolis*	W	23-17	W
11/20/86	L.A. Raiders	L	31-37	L	10/31/11	at Kansas City	L	20-23	W
11/01/87	Cleveland	W	27-24	L	11/27/11	Denver	L	13-16	L
11/25/90	Seattle	L	10-13	W	11/25/12	Baltimore	L	13-16	W
10/20/91	Cleveland	L	24-30	W	11/03/13	at Washington	L	24-30	L
12/08/91	at Kansas City	L	17-20	L	12/29/13	Kansas City	W	27-24	W
10/09/95	at Kansas City	L	23-29	L					
11/21/99	Chicago	L	20-23	L					
10/15/00	at Buffalo	L	24-27	L					

* AFC Wild Card Playoff

* AFC Divisional Playoff

The team that has won the toss has won on the first possession 12 times. San Diego has won six of those.



BRANDON GHEE

Cornerback
6-0, 200
5th NFL Season
1st with Chargers

UFA (Cincinnati) – '14
Wake Forest
Britt HS
Fayetteville, N.C.

A former third-round pick of the Cincinnati Bengals, Ghee joined the Chargers in March and will compete for time in the secondary and on special teams.

Ghee (pronounced "Jee") saw limited time his first two seasons before missing all of 2012 with a wrist injury. He returned last season and played in 10 games for the Bengals. He now seeks a fresh start in San Diego.



Ghee was a military brat who was born in Wiesbaden, Germany while his dad, Wayne, served as a Warrant Officer in the Army. Growing up, Ghee lived in Germany, Louisiana, Texas, Tennessee and North Carolina. His father, now

retired, works for Lockheed-Martin, while his mom, Carol, worked for Proctor & Gamble. His father's career in the military has spurred Ghee to lend his time to the Wounded Warrior Project.

Ghee and his brother, Patrick, were college teammates for a year at Wake Forest. Patrick spent time in the NFL with Seattle and is now a computer engineer. Brandon, meanwhile, is studying for the GMAT, the graduate school entrance exam required to earn a MBA. As an undergrad, Brandon studied communications with a minor in theology.

Ghee enjoys spending time with his two children, Jace and Ariana. He also enjoys hunting and riding jet skis.

TRANSACTION HISTORY: Third-round pick by Cincinnati (96), April 23, 2010...signed with Bengals July 23...waived Sept. 3, 2011...re-signed to practice squad, Sept. 4...signed to active roster, Nov. 14...contract expired March 11, 2014...signed with Chargers, March 15.

2013: Inactive Games 1-3 (concussion) and 5-7 (thigh)...season-high three stops Sept. 29 at Cleveland and season-high two passes defended Nov. 17 vs. Browns. **2012:** Suffered wrist injury Aug. 2 and placed on "Reserve-Injured" list Aug. 24. **2011:** Spent Weeks 1-9 on practice squad and remainder of season, playoffs included, on active roster. **2010:** NFL debut Oct. 10 vs. Tampa Bay...

injured groin Nov. 21 vs. Buffalo and placed on "Reserve-Injured" list Dec. 8.

COLLEGE: Three-year starter played in 36 games, starting 34...finished career with interception, 25 passes defended, 12.5 tackles for loss, two sacks, blocked punt and five forced fumbles...redshirted in 2005...did not play in 2006...played at Wake Forest from 2007-09...communications major.

PERSONAL: Born in Wiesbaden, Germany...all-state cornerback and all-region wide receiver at Britt High School in Fayetteville, N.C....lettered in track as sprinter in 100 and 200 meters.

Regular Season

Year	Team	G-S	Tack.-Asst.	Total	Sacks-Yds.	Int.-Yds.	Long	TD	Pass Def.	Fumbles For.-Rec.	TFL	Special Teams Tackles
2010	Cincinnati	6-0	1-0	1	0-0	0-0	0	0	0	0-0	0	6
2011	Cincinnati	7-0	0-0	0	0-0	0-0	0	0	0	0-0	0	1
2012	Cincinnati	"Reserve-Injured"										
2013	Cincinnati	10-0	4-2	6	0-0	0-0	0	0	5	0-0	0	1
	Totals	23-0	5-2	7	0-0	0-0	0	0	5	0-0	0	8

Postseason

Year	Team	G-S	Tack.-Asst.	Total	Sacks-Yds.	Int.-Yds.	Long	TD	Pass Def.	Fumbles For.-Rec.	TFL	Special Teams Tackles
2011	Cincinnati	1-0	0-0	0	0-0	0-0	0	0	0	0-0	0	0
2013	Cincinnati	1-0	0-0	0	0-0	0-0	0	0	0	0-0	0	0

Single-game Highs

Tackles — 3 at Cleveland Sept. 29, 2013

CHARGERS' 10 LARGEST MARGINS OF VICTORY

Date	Opponent	Score	Margin
Nov. 2, 1963	at New York Jets	53-7	+46
Sept. 17, 1961	Oakland	44-0	+44
Jan. 5, 1964	Boston*	51-10	+41
Dec. 14, 1969	Buffalo	45-6	+39
Oct. 7, 2007	at Denver	41-3	+38
Nov. 20, 2005	Buffalo	48-10	+38
Dec. 22, 1963	Denver	58-20	+38
Dec. 16, 2007	Detroit	51-14	+37
Oct. 19, 1980	New York Giants	44-7	+37
Oct. 29, 1961	Denver	37-0	+37

* AFL Championship

38

MARCUS GILCHRIST

Cornerback-Safety
5-10, 198
4th NFL Season
4th with Chargers

Draft 2A – '11
Clemson
Andrews HS
High Point, N.C.



Marcus Gilchrist has quietly gone about his business while developing into a young, top-flight NFL safety whose numbers continue to rise. In 2013, Gilchrist started all 16 games at strong safety for the first time in his career and racked up a career-best 94 tackles. He also made a number of big plays throughout the season with two interceptions, a sack, four passes defended and a forced fumble.

As a rookie, Gilchrist won the role of nickel back out of training camp and he earned his first start just four games into the season. Not surprisingly, that day's opponent, the Miami Dolphins, went right after the rookie corner, but Gilchrist intercepted the first pass thrown in his direction and his defense helped the Chargers to a victory. Gilchrist ended up spending the majority of his first two seasons as the team's nickel-back before taking over at strong safety last year.

Gilchrist came to the Chargers from Clemson University where he was a star among stars. Four of his defensive teammates were selected in the 2011

NFL Draft. According to the Tigers' coaches though, it was Marcus' football IQ that made him stand out, along with an impressive showing at the NFL combine where he posted a 39-inch vertical leap and put up 26 bench-press repetitions at 225 pounds, second-most among all defensive backs.

Gilchrist had toughness and discipline instilled at home at an early age from his father, Ronny, a retired United States Marine. Ronny played sports and boxed in the service. He had Marcus doing push-ups and sit-ups at an early age, 200 a day when he started playing youth sports, and more as he got older. Marcus' mother, Laleune, was also the daughter of a coach.

One of Gilchrist's passions is collecting shoes. He owns more than 200 pairs of shoes, including a number of different varieties of Nike's Air Jordan, named for future NBA Hall of Famer, Michael Jordan.



TRANSACTION HISTORY: Second-round pick (50), April 29, 2011...signed July 28, 2011.

2013: Huge play late in 33-30 win at Philadelphia Sept. 15...broke up third-down pass at one-yard line with 1:58 in fourth quarter to force game-tying field goal and Chargers in-turn drove 51 yards in 1:44 for game-winning field goal...touchdown-saving pass defended at goal line vs. Dallas' Jason Witten in 30-21 win Sept. 29...fourth-quarter interception helped clinch 24-6 win at Jacksonville Oct. 20...earlier in game, broke up pass in end zone intended for Mercedes Lewis...interception and 17-yard return Nov. 24 at Kansas City set up touchdown that put Bolts up 24-21 in game they eventually won, 41-38...third-down, 12-yard sack at Broncos' two led to three-and-out in second quarter Dec. 12 at Denver...Bolts scored touchdown on ensuing possession for 17-10 lead before eventually winning, 27-20. **2012:** Fourth-quarter, 11-yard tackle for loss set stage for aborted punt in season opener at Oakland...field goal on ensuing possession gave Bolts 22-6 lead...season-high nine tackles Dec. 2 vs. Cincinnati...first-career sack on 3rd-and-8 in second quarter at Pittsburgh Dec. 9...led to punt and Bolts scored touchdown on ensuing possession to take 10-0 lead en route to first-ever regular-season win in Steel City. **2011:** First-career start and first-career interception on first pass thrown his direc-

tion Oct. 2 vs. Miami...later broke up third-quarter pass in end zone...40-yard punt return following throwback from Patrick Crayton Nov. 10 vs. Oakland...sealed Dec. 11 win over Buffalo with late fourth-quarter interception.

COLLEGE: Honorable mention All-ACC as senior...team's strength training award prior to senior campaign...started at corner as senior and free safety as junior...53 games played tied school-record...finished career with 211 tackles, three forced fumbles, one interception, 19 passes defended, five tackles for loss and one sack...averaged 25.1 yards on kickoff returns and 9.7 yards on punt returns...played at Clemson from 2007-10...management major.

PERSONAL: Born in High Point, N.C...USA Today All-America as senior at Andrews High in High Point...all-state and all-conference as junior...played in 2006 U.S. Army All-American Bowl as senior and Shrine Bowl as junior...Piedmont-Triad AAA Defensive Player of Year and Scholar-Athlete by North Carolina High School Athletic Association as junior after 10 interceptions and eight touchdowns (four kickoff returns, two punt returns and two interceptions)...four-year letterman and conference player of year in basketball as senior...three-year letterwinner in track...member of state-champion 4x200 team.

Regular Season

Year	Team	G-S	Tack.-Asst.	Total	Sacks-Yds.
2011	San Diego	14-4	21-5	26	0-0
2012	San Diego	16-4	48-28	76	1-7
2013	San Diego	16-16	66-18	84	1-12
	Totals	46-24	135-51	186	2-19

Postseason

Year	Team	G-S	Tack.-Asst.	Total	Sacks-Yds.
2013	San Diego	2-2	10-2	12	0-0

Regular Season

Kickoff Returns

Year	Team	No.-Yds.	Avg.	Long	TD
2011	San Diego	3-46	15.3	20	0

Single-game Highs

Tackles — 9 vs. Cincinnati Dec. 2, 2012

Sacks — 1 (2x) Last: at Denver Dec. 12, 2013

Interceptions — 1 (4x) Last: at Kansas City Nov. 24, 2013

Interception Return Yards — 26 at Jacksonville Oct. 20, 2013

Interception Return Long — 26 at Jacksonville Oct. 20, 2013

Int.-Yds.	Long	TD	Pass	Fumbles	Special Teams
			Def.	For.-Rec.	TFL
2-22	21	0	2	0-0	0
0-0	0	0	5	0-0	3
2-43	26	0	4	1-1	3
4-65	26	0	11	1-1	6

Int.-Yds.	Long	TD	Pass	Fumbles	Special Teams
			Def.	For.-Rec.	TFL
0-0	0	0	1	0-0	0

Postseason Single-game Highs

Tackles — 7 at Denver Jan. 12, 2014



89

LADARIUS GREEN

Tight End
6-6, 240
3rd NFL Season
3rd with Chargers

Draft 4 - '12
Louisiana-Lafayette
Booker T. Washington HS
Pensacola, Fla.

The player affectionately known as "Pee Wee" played more like a giant in 2013.

Green had only 17 catches last season, but they went for 376 yards and three touchdowns, his 22.1 yards per catch average the highest in the NFL among all tight ends. One of his catches and his longest of the season was a 60-yard touchdown in Kansas City on a play in which he ran away from several Chiefs defenders. After the game, quarterback Philip Rivers said he thought Green might be the team's fastest player. Green plays alongside a future Hall of Famer in fellow tight end Antonio Gates and that touchdown catch was the Chargers longest since Gates had a 72 yarder in Cleveland in 2004. The Chargers weren't shocked by Green's breakout season after he led the team during the preseason with 13 catches for 210 yards and a pair of touchdowns.

In addition to his offensive prowess, Green tied for third on the team in 2013 with 10 stops on special teams.

Green came from the University of Louisiana-Lafayette where he was a three-time All-Sun Belt League choice who scored the second-most touch-

downs in school history (22) during his career. The only player with more was former NFL wide receiver Brandon Stokley. Green played his final college game against San Diego State in the 2011 New Orleans Bowl and his five-catch, 121-yard with a touchdown effort left an impression on the local fan base.

Green excelled in the classroom at ULL, earning a degree in finance in just three-and-a-half years. He aspires to one day pursue a career in investment banking.

Both of Green's parents, Shannon and Walter, served in the Army and Green was born in Berlin, Germany, while his parents were serving.

The 6-6 Green was given the nickname Peewee in high school when he stood just 5-10 as a junior. Even though he hit a major growth spurt shortly thereafter and shot up to his present height, the name had stuck and teammates still refer to him by the moniker.

Green's first cousin is former Chargers guard Tyrone Green. They were teammates during Ladarious' rookie season in San Diego.



TRANSACTION HISTORY: Fourth-round pick (110), April 28, 2012, signed May 11.

2013: Season-high three special teams tackles in Oct. 14 win over Indianapolis, season-long 60-yard touchdown catch (first of his career) gave Chargers 34-31 fourth-quarter lead at Kansas City Nov. 24...longest catch by Chargers tight end since 72-yarder by Antonio Gates in Cleveland in 2004...finished Chiefs game with 80 yards and had 35-yard catch taken away by penalty...30-yard touchdown catch Dec. 1 vs. Cincinnati tied game 7-7 in second quarter...22-yard touchdown catch for Bolts' first score in Dec. 29 season-finale vs. Chiefs...22-yard catch ignited team's first TD drive in Jan. 5 wild card playoff win at Cincinnati...third-quarter, four-yard touchdown catch gave Bolts 14-10 lead...also caught nine-yard pass on 3rd-and-5 play during drive **2012:** First-career catch went for season-long 31 yards on 3rd-and-6 play in Chargers' Sept. 16 win over Tennessee.

COLLEGE: First-team All-Sun Belt as junior and senior, and second-team as sophomore...also named to All-Louisiana College Football's first-team...invited to 2012 Senior Bowl...in final college game vs. rival Louisiana-Monroe, tied school record with 13 catches, good for 136 yards and two touchdowns...also recovered onside kick with 2:05 left in fourth quarter to set up game-winning touchdown drive...91-yard catch in 2009 was third-longest in Sun Belt history and fourth in school history...Team MVP as sophomore in '09 after ranking third in conference in yards per game and yards per catch...played at Louisiana-Lafayette from 2008-11.

PERSONAL: Born in Berlin, Germany...all-area tight end at Booker T. Washington High in Pensacola...selected to play in 2007 Pensacola All-Star Classic.

Regular Season	Year	Team	G-S	Receiving				Special Teams				Postseason			
				No.	Yds.	Avg.	Long	TD	Tackles	G-S	No.	Yds.	Avg.	Long	TD
	2012	San Diego	4-0	4-56	14.0	31	0	0	n/a						
	2013	San Diego	16-10	17-376	22.1	60†	3	10	2-2	5-41	8.2	22	1		
	Totals		20-10	21-432	20.6	60†	3	10	2-2	5-41	8.2	22	1		

Regular-Season Single-game Highs

Receptions — 4 at Miami Nov. 17, 2013
Receiving Yards — 81 at Miami Nov. 17, 2013
Receiving Long — 60† at Kansas City Nov. 24, 2013
Receiving TDs — 1 (3 times) Last vs. Kansas City Dec. 29, 2013

Postseason Single-game Highs

Receptions — 3 at Cincinnati Jan. 5, 2014
Receiving Yards — 34 at Cincinnati Jan. 5, 2014
Receiving Long — 22 at Cincinnati Jan. 5, 2014
Receiving TDs — 1 at Cincinnati Jan. 5, 2014
Receiving Long TD — 4 at Cincinnati Jan. 5, 2014

2013 Game-By-Game Receiving

Date	Opp.	No.	Yds	Avg.	Lg	TD	TDS
09/09	Hou	0	0	0.0	0	0	
09/15	at Phi	0	0	0	0	0	
09/22	at Ten*	2	48	24.0	34	0	
09/29	Dal	0	0	0	0	0	
10/06	at Oak*	0	0	0.0	0	0	
10/14	Ind	1	25	25.0	25	0	
10/20	at Jax	2	40	20.0	27	0	
11/03	at Was*	1	10	10.0	10	0	
11/10	Den*	1	25	25.0	25	0	
11/17	at Mia*	4	81	20.3	35	0	

Date	Opp.	No.	Yds	Avg.	Lg	TD	TDS
11/24	at KC	3	80	26.7	60†	1	60
12/01	Cin*	2	45	22.5	30†	1	30
12/08	NYG*	0	0	0.0	0	0	
12/12	at Den*	0	0	0	0	0	
12/22	Oak*	0	0	0.0	0	0	
12/29	KC*	1	22	22.0	22†	1	22
Totals		17	376	22.1	60†	3	
	at Cin*	3	34	11.3	22	1	4
	at Den*	2	7	3.5	5	0	
Totals		5	41	8.2	22	1	

2012 Game-By-Game Receiving

Date	Opp.	No.	Yds	Avg.	Lg	TD	TDS
9/16	Ten	1	31	31.0	31	0	
10/18	at Den*	3	25	8.3	12	0	
	Totals	4	56	14.0	31	0	

Inactive: (9/10 at Oak, 9/23 vs. Atl, 9/30 at KC, 10/7 at NO, 10/15 vs. Den, 10/28 at Cle, 11/1 vs. KC, 11/1 at TB, 12/9 at Phi, 12/16 vs. Car, 12/23 at NYJ, 12/30 vs. Oak)
No Catches: (11/25 vs. Bal, 12/12 vs. Cin)

71

LAWRENCE GUY

Defensive End
6-4, 318
4th NFL Season
2nd with Chargers

Waiver (Indianapolis) – '13
Arizona State
Western HS
Las Vegas, Nev.



A midseason addition to the Chargers' roster in 2013, Guy contributed almost immediately. He played in the team's final 12 games, playoffs included, and contributed a handful of big plays on defense and special teams.

Guy gained notoriety for blocking two field goals in less than a month. Signed by Indianapolis for two games early in the season, Guy blocked a field goal Oct. 6 against Seattle that was returned 61 yards for a touchdown. Then on Nov. 3, playing in just his second game with the Chargers, Guy blocked a field goal against Washington. His two field goal blocks on the season tied for most in the NFL in 2013.

While most players face many hurdles in their quest to play professional football, Guy had even bigger mountains to climb. The Las Vegas native suffers

from both attention deficit hyperactivity disorder and dyslexia. The combination nearly cost him his football career at Arizona State after a slow start in the classroom. Fortunately for Guy, the University had a disability resource center and at the urging of his father Michael and his brother Chris, who coincidentally relocated from San Diego to Arizona to help his younger brother, Guy was able to get a handle on his academics and maintain his eligibility. With his academic future on solid footing and his athletic career on the rise, Guy became a spokesperson for ASU's disability resource center and on several occasions he was asked to visit public schools to speak to at-risk students.



TRANSACTION HISTORY: Seventh-round pick (233) by Green Bay, April 30, 2011...signed July 29...waived Aug. 31, 2012...re-signed to Packers' practice squad, Sept. 3, 2012... signed to Indianapolis' active roster, Oct. 17, 2012...waived Aug. 31, 2013...re-signed by Colts, Sept. 24...waived Oct. 7...claimed by Chargers Oct. 8.

2013: Played in two games for Indianapolis Sept. 29 at Jacksonville and Oct. 6 vs. Seattle...in Seahawks game, blocked field goal that was returned 61 yards for touchdown by Delano Howell...**Monday Morning Quarterback Defensive Player of Week** after Nov. 3 game at Washington...blocked field goal on Redskins' first possession and batted pass that was intercepted in end zone for touchdown by fellow lineman Sean Lissimore on second...two passes batted down and two quarterback hits in Dec. 8 win over New York Giants.
2012: Signed to Colts' active roster from Green Bay's practice squad Oct.

17...regular-season debut Oct. 21 vs. Cleveland...season-high 10 tackles in first-career start Dec. 23 at Kansas City...first-career sack Dec. 30 vs. Houston...started at defensive tackle in Jan. 6 wild card playoff game at Baltimore. **2011:** Spent season on "Reserve-Injured."

COLLEGE: Three-time honorable mention All-Pac-10 selection...first-team Freshman All-America in 2008...also recipient of Bill Kajikawa Sun Devil Award as most outstanding freshman...played in 35 career games with 31 starts over three seasons, tallying 122 tackles, 23 tackles for loss and eight sacks...played at Arizona State from 2008-10...education and sociology major.

PERSONAL: Born in Las Vegas...All-America defensive lineman at Western High School in Las Vegas...played in 2008 U.S. Army All-American Bowl...lettered in track and wrestling.

Regular Season

Year	Team	G-S	Tack.-Asst.	Total	Sacks-Yds.	Int.-Yds.	Long	TD	Pass Def.	Fumbles For.-Rec.	TFL	Special Teams Tackles
2011	Green Bay		"Reserve-Injured"									
2012	Indianapolis	9-2	15-6	21	1-8	0-0	0	0	0	0-0	1	0
2013	Indianapolis	2-0	1-3	4	0-0	0-0	0	0	1	0-0	0	0
2013	San Diego	10-0	10-8	18	0-0	0-0	0	0	4	0-0	0	0
	Totals	21-2	26-17	43	1-8	0-0	0	0	5	0-0	1	0

Postseason

Year	Team	G-S	Tack.-Asst.	Total	Sacks-Yds.	Int.-Yds.	Long	TD	Pass Def.	Fumbles For.-Rec.	TFL	Special Teams Tackles
2012	Indianapolis	1-1	2-0	2	0-0	0-0	0	0	0	0-1	0	0
2013	San Diego	2-0	1-1	2	0-0	0-0	0	0	0	0-0	0	0
	Totals	3-1	3-1	4	0-0	0-0	0	0	0	0-1	0	0

Single-game Highs

Tackles — 10 vs. Kansas City Dec. 23, 2012
Sacks — 1 vs. Houston Dec. 30, 2012

Postseason Single-game Highs

Tackles — 2 at Baltimore Jan. 6, 2013



61



NICK HARDWICK

Center
6-4, 305
11th NFL Season
11th with Chargers

Draft 3B - '04
Purdue
Lawrence North HS
Indianapolis, Ind.

The Chargers' Lineman of the Year three years running (2011-13), and a member of the Chargers 50th Anniversary All-Time Team, Hardwick has long been a steady force for the team's offensive line.

In 2013, Hardwick was named the team's lineman of the year and co-most inspirational player after starting all 16 games and playing the most snaps of any of the team's offensive linemen. It marked the fourth straight year in which he started every game. With Hardwick calling out the blocking schemes up front, the Chargers allowed just 30 sacks in 2013, tied with Chicago for fourth-fewest in the league. Those sacks resulted in just 150 yards in losses. It was the league's second-lowest total.

Besides his role in pass protection, Hardwick had a big hand in the offensive line blocking for more than 100 yards on the ground in 12 of 16 regular-season games, including four straight and seven of the last eight to close out the 2013 season. It included a regular-season-best 186 yards in the regular-season finale against Kansas City that vaulted the Chargers into the playoffs for the first time since 2009. Over the last four games of the regular season, all wins, the Chargers rushed for 144, 177, 148 and 186 yards against the New York Giants, Denver, Oakland and the Chiefs, respectively.

The fact that Hardwick has started the last 66 regular-season games is pretty remarkable when considering that in 2009 he suffered an ankle injury so severe that it nearly ended his career. He missed 13 games that season, but returned in time for a late-season push to the playoffs and he hasn't missed a game since. It includes his first full-season back (2010) when he started all 16 games for the NFL's No. 1 ranked offense, leading to his first selection as the team's co-most inspirational player.

This offseason, Hardwick took additional steps toward improving his overall conditioning by adhering to the Paleolithic diet, a low-carb diet that's rich in proteins and fats. It consists mainly of eating fish, grass-fed pasture-raised meats, eggs, vegetables, fruit, fungi, roots and nuts, and excludes grains, legumes, dairy products, potatoes, refined salt, refined sugar, and processed oils.

A Pro Bowl selection in 2006 and an alternate four times (2007, 2008, 2011, 2013), Hardwick has been a starter since his rookie season in 2004. The Chargers have rushed for at least 1,700 yards in all but one season that he has started at least 12 games, including a team-record 2,578 yards in '06.

Hardwick grew up in Indianapolis. As a youth, he played hockey on an international traveling team and was a standout prep wrestler. With wrestling as a possible ticket to fulfill his dreams of becoming a Marine aviator, Hardwick went to Purdue on a Marine Corps ROTC Scholarship. One of his father's cousins, Joe McCormick, was a former Air Force pilot and he inspired Hardwick to acquire his pilot's license before he turned 18. Hardwick earned

the money to pay for his flying lessons by collecting golf balls at a local driving range, but his mission was altered after former Chargers quarterback Drew Brees led the Boilermakers to the 2001 Rose Bowl. Hardwick saw the excitement it generated on the Purdue campus, and the following fall he decided to walk on to the school's football team. Before doing so, however, he went on a rigorous eating binge and added 45 pounds to his 195-pound frame. Hardwick ended up making the squad as a walk-on scout-team defensive tackle and a year later, he became the Boilermakers' starting center and an all-conference performer.

Hardwick maintains close ties to his alma mater where his wife, Jayme, also competed as a member of the school's women's soccer team. In 2007, he endowed an annual football scholarship that is given to a walk-on player who earns it, just as Hardwick did. And in 2008, Purdue presented him with the Drew Brees Mental Attitude Award, presented by the Joe Tiller/Northwest Indiana Chapter of the National Football Foundation. Hardwick became the fourth former Boilermaker to receive the award.

Owner of a management degree from Purdue, Hardwick is the Chargers' union representative. He guided the players through the NFL Lockout in 2011. Hardwick sharpened his business acumen when he attended the NFL's Business and Entrepreneurial Program at the Wharton School at the University of Pennsylvania in 2009. It is a special program where NFL players and front office employees spend a week learning a broad range of business topics from some of the country's most well-known educators.

In December 2011, the Hardwicks became first-time parents. Hudson Harold Hardwick, was born the night before the Chargers' nationally-televised game against the Baltimore Ravens and the next night, NBC showed America a picture of baby Hudson during the broadcast of the game. They now have two children as son, Theodore, was born in Nov. 2013.

Hardwick has been involved in a number of charitable causes throughout his career, but his main devotion is to the Marine Corps Law Enforcement Foundation (MCLEF), an organization that raises money to provide advanced education for the children of Marines and law enforcement officers killed in the line of duty. He and teammate Jerome Clary helped launch a program called Touchdowns for Kids in which money is raised for every touchdown the Chargers score during the season and as a group, the Chargers' offensive line donates \$100 for every touchdown the Bolts score. Hardwick also lends his support to foster care and adoption programs. In May, he participated in the "Live Well San Diego 5K" to help raise funds needed for the two critical causes.

plays, while Philip Rivers threw three touchdown passes in Dec. 9 win at Pittsburgh for Chargers' first-ever regular-season win in Steel City. **2011: Chargers' Lineman of Year...Pro Bowl third-alternate.** anchored line in season-high 206-yard rushing day Oct. 9 at Denver...part of offensive line that earned **Madden Protectors Award** after not allowing any sacks in 26 pass plays and helping to block for 153 rush yards and touchdown in season-ending win at Oakland. **2010: Chargers' co-Most Inspirational Player.** offensive line blocked for 180 rush yards and allowed just one sack in 41-0 win vs. Arizona Oct. 3...offensive line named **Madden Most Valuable Protectors** after season-high 207 yards rushing in 31-0 win vs. Kansas City Dec. 12.

TRANSACTION HISTORY: Third-round pick (66), April 24, 2004...signed July 29...signed six-year contract, June 16, 2006 and three-year deal, March 14, 2012.

2013: Pro Bowl fourth-alternate...Chargers Lineman of Year and co-Most Inspirational Player...All-AFC West by ESPN...selected to USA Football's All-Fundamentals Team. helped Chargers rush for over 100 yards in seven of final eight games, including regular-season-high 186 in season finale vs. Kansas City that pushed Bolts into playoffs. **2012:** Helped Chargers rush for season-high 148 yards and two touchdowns in Sept. 16 win over Tennessee...anchored line that didn't allow any sack yards in 42 passing



2009: Injured left ankle Week 1 at Oakland and inactive next 13 games... returned for Dec. 25 win at Tennessee and helped Chargers rush for 166 yards. **2008: Pro Bowl third-alternate.** inactive Weeks 1-3 (foot)... Week 14 at Kansas City, left in 3Q (concussion), but started following week when Rivers threw career-high four touchdowns in 41-24 win at Tampa Bay... anchored team-record 289-yard rushing performance in AFC West-clinching win vs. Denver Dec. 28... blocked for 167-yard rush night in Jan. 5 Wild Card win vs. Indianapolis as Bolts scored game-winning touchdown on 22-yard run in overtime. **2007: USA Today Sports Weekly All-NFL and USA Today All-Joe... Pro Bowl second-alternate.** Oct. 7 at Denver, offensive line cleared way for 214 yards rushing... injured foot Oct. 14 vs. Oakland and inactive Weeks 7-10... returned Nov. 25 vs. Baltimore... anchored 191-yard rush effort in 24-10 win at Kansas City Dec. 2, including touchdowns of 31 and 28 yards in third and fourth quarters to break 10-10 tie... blocked for 274 yard rush game, then second in team history, with no sacks Dec. 16 vs. Detroit... no sacks in Jan. 13 Divisional Playoff win at Indianapolis and offensive line had perfect blocks as Billy Volek scored game-winning touchdown on one-yard quarter-back sneak in fourth quarter. **2006: Pro Bowl.** 241 rush yards and three touchdowns with no sacks in 40-7 win vs. Tennessee Sept. 17. 150 yards rushing Week 3 vs. Baltimore, which was ranked No. 1 in NFL vs. run and surrendering 34.3 rush ypg coming into contest... 216



rush yards Oct. 29 vs. St. Louis... offensive line named **Chargers Alumni Players of Week** after Nov. 19 win at Denver... anchored 265-yard rush game, then fifth-best in team history, in 20-9 win over Kansas City Dec. 17. **2005:** Paved way for 268 yards rushing, then third in team history, and no sacks in ESPN Sunday Night Football game Sept. 25 vs. New York Giants... no sacks and 183 rush yards Oct. 2 at New England to end Patriots' NFL-record 21-game home win streak... injured ankle Oct. 16 vs. Oakland and inactive Weeks 7-9... returned Week 10 vs. Buffalo... created running lanes for 202-yard rush effort, including game-winning touchdown run in overtime, at Washington Week 11... line blocked for 206 rush yards in 26-17 win at Indianapolis Dec. 18. **2004: ESPN.com All-Rookie.** injured knee Oct. 3 vs. Tennessee and inactive Weeks 5-6... starting offensive line **Chargers Alumni Players of Week** following Nov. 28 win at Kansas City... injured ankle in Wild Card vs. NY Jets... returned for one play and but suffered knee injury and didn't return.

COLLEGE: Second-team All-Big Ten...Purdue Pit Bull Award for tenacity and intensity as senior...Academic All-Big Ten as junior...walk-on in 2001 and earned scholarship in 2002... played at Purdue from 2001-03...economics degree.

PERSONAL: Born in Franklin, Indiana...three wrestling letters at Lawrence North High in Indianapolis...member of state championship wrestling team... played football as freshman.

Games Played-Started: **2004** (14-14, San Diego); **2005** (13-13, San Diego); **2006** (16-16, San Diego); **2007** (12-12, San Diego); **2008** (13-13, San Diego); **2009** (3-3, San Diego); **2010** (16-16, San Diego); **2011** (16-16, San Diego); **2012** (16-16, San Diego); **2013** (16-16, San Diego); **Total** (135-135).

Postseason Games Played-Started: **2004** (1-1, San Diego); **2006** (1-1, San Diego); **2007** (3-3, San Diego); **2008** (2-2, San Diego); **2009** (1-1, San Diego); **2013** (2-2, San Diego); **Total** (10-10).



79

MIKE HARRIS

Tackle
6-5, 318
3rd NFL Season
3rd with Chargers

Free Agent - '12
UCLA
Duarte HS
Duarte, Calif.

A year after turning in one of the gutsiest performances by a Charger, Harris endured one of the most frustrating as a broken ankle brought his second NFL season to a premature end.

Harris joined the Chargers in 2012 as an undrafted rookie. A right tackle at UCLA, the 6-5, 318-pounder earned an opportunity at left tackle when injuries kept the team's incumbent starter off the field during training camp. He performed well and earned the confidence of his teammates and the coaching staff, and when the 2012 season opener arrived, Harris was tabbed as the team's starting left tackle and he ended up playing in 15 games and made nine starts.

The Chargers' offensive line had a different look in 2013 with King Dunlap being signed to play left tackle and rookie first-round pick D.J. Fluker taking

over at right, but still Harris made the team as the backup swing tackle. He saw action in the first five games, starting Week 3 in Tennessee while Fluker was out with a concussion and then Weeks 4 & 5 against Dallas and Oakland while Dunlap was down with the same ailment. But in the second half of the Raiders game in Week 5, Harris injured an ankle and it was deemed to be season ending and days later he was placed on the "Reserve-Injured" list.

Last June, Harris received an invitation to address the NFL's 2013 rookie draft class at the Rookie Symposium in Ohio. As an undrafted rookie, Harris didn't have an opportunity to experience the symposium with his fellow rookies, but since he ended up playing so much in his first year, the League invited him to the 2013 symposium to offer a different perspective to the incoming crop of rookies. Harris was joined there by his mother, Loretta.

TRANSACTION HISTORY: Signed May 14, 2012.

2013: Started at right tackle Sept. 22 at Tennessee for injured D.J. Fluker and started at left tackle Sept. 29 vs. Dallas and Oct. 6 at Oakland for King Dunlap... both were out with concussions...injured ankle in second half of Raiders game and placed on "Reserve-Injured" Oct. 10. **2012:** First-career start on ESPN's Monday Night Football Sept. 10 at Oakland... started Games 1-3, 6, 9-12 and 15 at left tackle...helped Chargers rush for season-high 149 yards and two touchdowns in Sept. 16 win over Tennessee...inactive Dec. 9 at Pittsburgh due to ankle injury.

Games Played-Started: **2012** (15-9, San Diego); **2013** (15-3, San Diego); **Total** (20-12).

COLLEGE: Started 42 career games at right tackle...offensive recipient of Captain Don Brown Memorial Award as team's most improved player in 2008...redshirted in 2007... played at UCLA from 2008-11...history major...Athletic Director's Honor Roll (Fall 2007).

PERSONAL: Born in Oakland, Calif...CIF Southern Section Mid-Valley Team and Lineman of Year in Montview League as senior at Duarte (Calif.) High...second-team all-league as junior...member of 1,000-pound Weightlifting Club...lettered four years as basketball center and three years in track and field.

MELVIN INGRAM

Outside Linebacker
6-2, 265
3rd NFL Season
3rd with Chargers

Draft 1 - '12
South Carolina
Richmond County HS
Rockingham, N.C.

The 2013 season didn't go quite as planned for Melvin Ingram, the Chargers' top pick in the 2012 NFL Draft. Expected to be the team's starter at outside linebacker, Ingram suffered a torn anterior cruciate ligament in his left knee during an early offseason practice. Knowing the value he stood to bring to the team's defense, the Chargers' brass opted to place him on the "Physically Unable to Perform" list instead of the season-ending "Reserve-Injured" list. Ingram rewarded the Chargers for their faith. He was diligent in his rehabilitation and made a quick recovery, returning to the field in early December, just five months removed from the injury.

Ingram's presence on the field helped boost the Chargers into the NFL playoffs for the first time since 2009. The Bolts went 4-0 down the stretch with Ingram back on the field and they won their first playoff game since the 2008 season. In that playoff victory, a wild card win in Cincinnati, Ingram was outstanding as he collected his first-career interception and led the team with four quarterback pressures.

Ingram's marriage to the Chargers was a match that drew much excitement when he was still on the board when the Bolts held the 18th choice in the first round in 2012. Ingram had been a jack-of-all-trades at the South Carolina. As a rookie, he played in all 16 games, racking up 18 quarterback pressures, tied for second on the squad, while recording 12 special teams tackles, which tied for the team lead.

Once he arrived in San Diego, it didn't take long to silence the naysayers about whether his reach would hinder his ability to make plays on the professional level. During the first quarter of his first NFL game, a preseason contest against the Green Bay Packers, Ingram pressured reigning NFL MVP Aaron Rodgers into a hurried throw that was intercepted by one of Ingram's teammates. It was a big moment against a quarterback who threw 45 touch-

downs and only six interceptions the entire previous season and it would be a sign of things to come.

As a collegian, Ingram posted the fourth-most sacks in school history and the fifth-most tackles for loss on his way to being named just the third consensus first-team All-America in school history, and the first since 1984. He was a team captain as a senior and a key cog on a Gamecocks squad that ranked third in the nation in total defense and 11th in scoring defense. He was also part of a resurgence at South Carolina that peaked when the Gamecocks won a school-record 11 games in his final season, including a 30-13 win over Nebraska in the Capital One Bowl on New Year's Day.

For Ingram's family back in Rockingham, North Carolina, his success was hardly a surprise. His father, George Melvin Ingram, Jr., predicted that his infant son would one day play in the NFL prior to his premature passing from a massive heart attack in 1998. Raised by his mom, Nancy, and two older sisters, Ingram became a cult hero in Rockingham where the football star and three-year starter at point guard for the school's basketball team earned the nickname "SuperMelvin."

So gifted is Ingram that he once walked out of a high school math class so he could go to the school's gym to break the hang-clean record in his school clothes. After a brief warmup, he did so with a lift of 380 pounds, five more than the previous school record. And prior to the 2006 Shrine Bowl All-Star Game featuring the top high school seniors from North and South Carolina, Ingram threw the fastest pass during a pregame carnival, posting the fastest throws with both his left and right hands. In addition to his athletic feats, Ingram has no problem doing a standing back-flip, he can spin a football in his hand, he can dunk one over a crossbar, he can dunk a basketball with ease and he can throw a football more than 70 yards without taking a step.

TRANSACTION HISTORY: First-round pick (18), April 26, 2012...signed May 11.

2013: Spent first 12 games on "Physically Unable to Perform" list due to torn left ACL...returned Dec. 8 vs. New York Giants...made first start of season Dec. 22 vs. Oakland and collected first sack, along with forced fumble...led team with three quarterback pressures in Dec. 29 win over Kansas City that put Bolts in playoffs...first-career interception and team-high four pressures in Jan. 5 wild card playoff win at Cincinnati. **2012:** NFL debut Sept. 10 at Oakland and ended Raiders' first series with forced fumble that was recovered by Chargers...later played key role in aborted play that resulted in 25-yard loss, leading to punt and touchdown on ensuing possession for 10-3 lead...late in fourth quarter, onside kick sealed 22-14 victory...team-high three quarterback pressures and first career sack Oct. 28 at Cleveland...first NFL start Nov. 18 at Denver...team and season-high four special teams tackles in Dec. 30 season finale vs. Oakland.

Regular Season

Year	Team	G-S	Tack.-Asst.	Total	Sacks-Yds.
2012	San Diego	16-2	18-11	29	1-6
2013	San Diego	4-1	5-8	13	1-0
Totals		20-3	23-19	42	2-6

Postseason

Year	Team	G-S	Tack.-Asst.	Total	Sacks-Yds.
2013	San Diego	2-2	2-4	6	0-0

Single-game Highs

Tackles — 6 vs. Kansas City Dec. 29, 2013

Sacks — 1 vs. Oakland Dec. 22, 2013

COLLEGE: Associated Press and consensus first-team All-America as senior...first-team All-SEC...three-time SEC Player of Week in 2011 (Georgia, Vanderbilt and Auburn)...led school record with 10 sacks in 2011, third-most in SEC and 13th in nation...also had 15 tackles for loss, third in school history and fifth in conference...led team and ranked third in SEC with nine sacks as junior...finished career with 109 tackles, 21.5 sacks, 30.5 tackles for loss and two interceptions...redshirted in 2008...played at South Carolina in 2007 and from 2009-11...degree in African-American studies.

PERSONAL: Born in Hamlet, N.C...All-Mid Southern Conference and all-region linebacker and wide receiver as senior at Richmond County High in Rockingham, N.C...returned fumble for touchdown in 2006 Shrine Bowl.

	Int.-Yds.	Long	TD	Pass Def.	Fumbles For.-Rec.	TFL	Special Teams Tackles
2012	0-0	0	0	5	2-0	5	12
2013	0-0	0	0	0	1-0	2	0
Totals	0-0	0	0	5	3-0	7	12

	Int.-Yds.	Long	TD	Pass Def.	Fumbles For.-Rec.	TFL	Special Teams Tackles
2013	1-3	3	0	0	0-0	0	0

Postseason Single-game Highs

Tackles — 4 at Denver Jan. 12, 2014

Interceptions — 1 at Cincinnati Jan. 5, 2014

Interception Return Yards — 3 at Cincinnati Jan. 5, 2014

Interception Return Long — 3 at Cincinnati Jan. 5, 2014

88

DAVID JOHNSON

Tight End
6-2, 260
6th NFL Season
1st with Chargers

UFA (Pittsburgh) – 14
Arkansas State
Pine Bluff HS
Pine Bluff, Ark.

The Chargers added a dual-threat to their arsenal when they signed former Pittsburgh tight end David Johnson in March. A seventh-round pick by the Steelers in 2009, Johnson spent time at both tight end and fullback. He played in 52 regular-season games, starting 26, and four postseason games, including Super Bowl XLV against the Green Bay Packers.

Johnson comes to San Diego looking for a fresh start. The last two seasons he was limited to just five games with two starts, missing the entire 2012 season with a knee injury and then missing 11 games in 2013 due to a wrist injury.

TRANSACTION HISTORY: Seventh-round pick by Pittsburgh (241), April 26, 2009...signed with Steelers June 19...contract expired March 13, 2012...re-signed with Steelers, April 11...contract expired March 12, 2013...re-signed with Pittsburgh, March 13...contract expired March 11, 2014...signed with Chargers, March 12.

Rashard Mendenhall on 50-yard game-winning run in 15-9 overtime victory over Atlanta Sept. 12...season-long 25-yard catch Dec. 5 vs. Ravens...starting fullback in Jan. 15 divisional playoffs vs. Baltimore, Jan. 23 AFC Championship Game vs. New York Jets and Super Bowl XLV on Feb. 6 vs. Green Bay. **2009:** NFL debut Sept. 10 vs. Tennessee...first-career catch Oct. 25 vs. Minnesota.

2013: Season-high 51 yards on two catches Sept. 22 vs. Chicago...injured wrist Oct. 3 vs. New York Jets...placed on "Reserve-Injured" list Oct. 15. **2012:** Injured knee during first quarter of Aug. 9 preseason opener vs. Philadelphia...placed on "Waived-Injured" list Aug. 13 and spent season on "Reserve-Injured" list. **2011:** First-career touchdown catch (one yard) Oct. 9 vs. Tennessee...season-long 25-yard catch Nov. 6 vs. Baltimore...started at fullback in Jan. 8 wild card playoffs at Denver. **2010:** Threw key block to spring

COLLEGE: Second-team All-Sun Belt Conference as senior...finished career with 45 catches, 760 yards and nine touchdowns...played at Arkansas State from 2005-08...earned degree in physical therapy.

PERSONAL: Born in Pine Bluff, Ark...all-state as senior and all-conference as junior and senior at Pine Bluff High...also lettered in baseball.

Regular Season		Receiving					Special Teams			Postseason				
Year	Team	G-S	No.-Yds.	Avg.	Long	TD	Tackles	G-S	No.-Yds.	Avg.	Long	TD		
2009	Pittsburgh	15-9	2-9	4.5	5	0	0	n/a						
2010	Pittsburgh	16-5	4-46	11.5	25	0	0	3-3	0-0	0.0	0	0		
2011	Pittsburgh	16-16	12-91	7.6	25	1	0	1-1	0-0	0.0	0	0		
2012	Pittsburgh		"Reserve-Injured"					n/a						
2013	San Diego	5-2	4-70	17.5	32	0	0	n/a						
	Totals	52-26	22-216	9.8	32	1	0	4-4	0-0	0.0	0	0		

Regular-Season Single-game Highs

Receptions — 3 at Baltimore Dec. 5, 2010

Receiving Yards — 51 vs. Chicago Sept. 22, 2013

Receiving Long — 32 vs. Chicago Sept. 22, 2013

Receiving TDs — 1 vs. Tennessee Oct. 9, 2011

Receiving Long TD - 1 vs. Tennessee Oct. 9, 2011

REGULAR-SEASON SEAT SALES AND ATTENDANCE

Season Seat				Season Seat				Season Seat			
Year	Sales	Average Attendance	Total Attendance	Year	Sales	Average Attendance	Total Attendance	Year	Sales	Average Attendance	Total Attendance
1960	n/a	15,665	109,656	1978	32,186	47,328	378,823	1996	52,500	57,544	460,355
1961	9,138	27,859	195,014	1979	43,600	50,841	406,725	1997	49,447	58,238	465,006
1962	10,104	21,987	153,908	1980	49,675	51,911	409,530	1998	51,500	59,590	476,718
1963	8,828	27,366	191,491	1981	49,675	51,458	411,661	1999	46,000*	59,625	476,999
1964	10,492	24,237	169,656	1982	49,675	50,062	200,248	2000	43,000*	54,182	439,459
1965	11,309	28,915	202,402	1983	49,675	46,243	369,944	2001	46,000*	58,356	474,844
1966	16,316	26,531	185,712	1984	56,600	51,136	409,095	2002	45,000*	51,872	494,973
1967	24,301	39,616	277,311	1985	51,300	51,953	415,826	2003*	45,000*	68,179	419,151
1968	22,301	43,313	303,188	1986	49,014	51,826	444,611	2004	45,000*	60,883	485,462
1969	23,904	46,311	324,178	1987	48,114	53,097	371,676	2005	51,000*	66,240	529,916
1970	27,940	45,079	315,549	1988	40,328	43,425	347,400	2006	56,821*	66,379	531,031
1971	30,045	49,647	347,530	1989	38,124	47,054	376,434	2007	63,000*	65,502	524,019
1972	37,144	52,271	366,035	1990	40,026	49,134	393,071	2008	60,500*	68,138	545,107
1973	40,341	43,726	306,079	1991	38,217	48,293	386,341	2009	53,500*	67,543	540,945
1974	30,174	36,876	258,135	1992	36,040	46,966	375,725	2010	51,600*	65,530	524,241
1975	22,926	32,959	230,714	1993	47,550	59,447	475,578	2011	48,700*	65,393	523,143
1976	20,467	37,016	259,739	1994	44,442	59,990	479,842	2012	46,000*	59,965	479,716
1977	21,847	43,975	307,826	1995	51,500	58,697	489,575	2013	46,000*	64,205	513,641

*Based on seven home games in 2003. Oct. 5 game was moved to Arizona's Sun Devil Stadium due to San Diego wildfires.

*Based on season-ticket equivalent



96

JARRET JOHNSON

Outside Linebacker
6-3, 260
12th NFL Season
3rd with Chargers

UFA (Baltimore) - '12
Alabama
Chieffland HS
Cedar Key, Fla.

A master craftsman, Jarret Johnson has provided the Chargers with the kind of leadership and stability that only a 12-year veteran can provide. He's also one of the NFL's most durable players, having played in 169 games over an 11-year career, an average of 15.4 games played per season. Only three times has Johnson not played an entire 16-game slate. And last year when a late-season hand injury kept him out of games, Johnson stayed sharp by working with the scout team, a virtual rarity among veterans whose season accrual totals reach double digits. Teammates recognized the passion and dedication that Johnson showed by selecting him as one of their most inspirational players at the end of the year.

As a strong-side backer, Johnson plays perhaps one of the most unsung positions in football. In a 3-4 defense like the Chargers run, it's a position where you're unlikely to load up the stat sheets with staggering numbers. But in the Bolts' defensive scheme, Johnson plays one of the most important roles. He came to the Chargers in 2012 as one of the NFL's top-rated free agents, listed at the time as the 14th-best available free agent by SportsIllustrated.com.

Johnson's durability is one of the traits that made him so attractive to the Chargers. He came from Baltimore where he'd played in a team-record 129 straight regular-season games, including 80 consecutive starts. Nicknamed "JJ" and "Double-J" by his former Ravens teammates, Johnson epitomized the term "blue-collar player" during his nine seasons in Baltimore.

Johnson, wife Anna, and daughter, Molly-Caroline, make their year-round home in Niceville, Fla. close to Eglin Air Force Base. Johnson has long been a supporter of our nation's armed forces and with San Diego's large population of Marines and Navy personnel, along with the team's outreach to area installations, Johnson felt right at home.

Johnson is an avid outdoorsman who loves to boat, hunt and fish. He comes from a family with a long and trying legacy of men who made a living as commercial crabbers and fishermen. Beginning with his great-grandfa-

ther, all of the men in the Johnson family worked on the water, including his father, Ludwig, who was tragically lost at sea when Jarret was just two weeks shy of his eighth birthday. Johnson grew up fishing with his father and his death took a severe emotional toll. It also left his mother, Aida, alone to take care of Johnson and his sister, Mary Beth, with no job and no insurance. She returned to nursing school and made ends meet working a job as an emergency response technician. The only drawback that was the job required her to drive nearly 150 miles each day to and from work. To aid the family after Ludwig's death, one of Jarret's dad's best friends, Harry Rogers, who had worked on oil rigs up in Alaska, relocated to Florida to help Aida and provide Johnson with a father figure. Several years later with life more stable, Aida moved the family to Chieffland, Fla., where Johnson launched his football career at Chieffland High School. It set Johnson on a path in which he would become the first male in the family to not work as a fisherman.

For a long time, Johnson resented the water, but several years ago while visiting Rogers in Florida as he was fighting a losing battle with cancer, Johnson stumbled upon an old book that contained some of his father's old fishing logs. He discovered that his father not only fished for a living, but worked as a fishing guide, a fireman, and he even wrote a fishing report for the local newspaper. This discovery and all that the books contained helped provide Johnson with some closure and it rekindled an interest in fishing and being on the water.

Johnson again lives on the water in Niceville where he owns a 22-foot Pathfinder fishing boat and has aspirations of one day becoming a commercial fishing guide. He recently purchased a large boat and name it "Hot Spur," in honor of his great grandfather, a Danish immigrant whose first fishing boat went by the same name.

And even though Johnson enjoys hunting and fishing, he has a Chocolate Labrador Retriever and has been a spokes-person for the Humane Society and several campaigns aimed at stopping animal abuse.

TRANSACTION HISTORY: Fourth-round pick (109) by Baltimore, April 27, 2003...signed with Ravens, July 26...re-signed with Ravens March 17, 2006, March 6, 2007 and Oct. 10, 2009...contract expired March 13, 2012...signed four-year contract with Chargers, March 17.

2013: Chargers co-Most Inspirational Player...early season sacks against Houston (Sept. 9), Dallas (Sept. 29) and Oakland (Oct. 6)...inactive Oct. 14 vs. Indianapolis, Oct. 20 at Jacksonville and Nov. 10 vs. Denver (hamstring)...also inactive Nov. 24 at Kansas City and Dec. 1 vs. Cincinnati with hand injury...four-yard sack in third quarter of Jan. 5 wild card playoffs at Cincinnati...contributed to fumble two plays later as Bengals quarterback Andy Dalton tried to scramble for first down on 3rd-and-14 and lost ball. **2012:** 100th-career start Oct. 7 vs. New Orleans...helped seal Nov. 1 win vs. Chiefs with fourth-quarter end zone sack and strip of Matt Cassel that was recovered by Shaun Phillips for touchdown and 24-6 lead...streak of 90-consecutive starts ended Nov. 18 in Denver when team opened game in nickel package...was NFL's second-longest streak of consecutive starts among active linebackers...inactive Dec. 2 vs. Cincinnati (back)...ended streak of 140 consecutive games played, which was fourth-longest among active linebackers...first missed game since rookie season (Dec. 21, 2003 at Cleveland), which was only other missed game during his career...returned to lineup week later and made key play during Dec. 9 win at Pittsburgh, Chargers' first-ever victory in Steel City...in third

quarter on first play after touchdown had given Bolts 20-3 lead, he drove Steelers tight end backwards into end zone and turned attempted pass into lateral fumble that Quentin Jammer dove on for touchdown and 27-3 lead. **2011: USA Today All-Joe...AFC Defensive Player of Week** after fumble recovery and return 26 yards in 34-17 win over NY Jets Oct. 2...started franchise-record 74th-straight game Nov. 20 vs. Cincinnati. **2010:** Played in 100th-consecutive game Sept. 26 vs. Cleveland...tied team lead with seven stops to go with sack and forced fumble in 30-24 win over New Orleans Dec. 19...helped hold Saints to 27 yards rushing, fifth-fewest allowed in franchise history...played in 12th-straight game to set new Ravens record Dec. 26 at Cleveland. **2009:** Set career-highs with six sacks and two interceptions...career-best two sacks Sept. 13 vs. Kansas City...sack in 100th-career game Oct. 11 vs. Cincinnati...interception and eight yard return Dec. 7 at Green Bay...pick and pass defended in 31-7 win over Chicago Dec. 20 as defense held Jay Cutler to franchise-record-low 7.9 passer rating...first-career playoff sack in Divisional round Jan. 16 at Indianapolis. **2008:** Forced fumble, fumble recovery and 1.5 sacks in 36-7 win over Philadelphia Nov. 23. **2007:** Career-high 94 tackles in first year as full-time starter despite playing most of season with broken thumb...career-best 11 tackles and forced fumble in 20-13 win over NY Jets Sept. 16...season-high five quarterback hits and pass defended in 22-3 win over St. Louis Oct. 14. **2006:** Saw action at defensive end, outside linebacker and middle linebacker with half-sack during 27-0 win over Pittsburgh Nov. 26. **2005: Extra Effort Award from Ravens**

Roost No. 7 (Hagerstown, Md.) for Raven who worked hardest and provided extra-effort on field....first-career sack and forced fumble in 16:13 overtime win vs. Steelers Nov. 20. **2004:** First-career interception and six-yard touchdown return in Jan. 2 season finale vs. Miami. **2003:** Started first career game as left defensive end Nov. 30 vs. San Francisco and broke up pass which led to interception.

COLLEGE: Only two-time team captain in Crimson Tide history...first-team All-SEC as junior and senior, while gaining second-team honors as sophomore... finished career with 190 tackles, 23 sacks and 25 tackles for loss...left school ranked second in sacks to Derrick Thomas (52) and tied for second in tackles for loss...played at Alabama from 1999-2002...public relations major.

PERSONAL: Born in Homestead, Fla...second-team all-state defensive end and tackle as junior at Chiefland (Fla.) High after leading team to state title game.

Regular Season

Year	Team	G-S	Tack.-Asst.	Total	Sacks-Yds.	Int.-Yds.	Long	TD	Pass Def.	Fumbles For.-Rec.	TFL	Special Teams Tackles
2003	Baltimore	15-1	9-9	18	0-0	0-0	0	0	1	0-0	0	0
2004	Baltimore	16-0	17-13	30	0-0	1-6	6†	1	1	0-1	0	0
2005	Baltimore	16-12	37-24	61	15-4	0-0	0	0	2	1-0	2	0
2006	Baltimore	16-2	23-12	35	15-16.5	0-0	0	0	2	0-0	2	6
2007	Baltimore	16-16	53-35	94	2-19	0-0	0	0	2	2-0	2	0
2008	Baltimore	16-16	46-36	82	5-32	0-0	0	0	4	2-1	5	0
2009	Baltimore	16-16	49-21	70	6-45	2-8	8	0	4	1-0	6	0
2010	Baltimore	16-16	50-27	77	15-10	0-0	0	0	2	2-0	2	0
2011	Baltimore	16-16	40-16	56	2.5-20.5	0-0	0	0	3	1-1	3	0
2012	San Diego	15-14	22-25	47	15-10	0-0	0	0	2	1-0	2	0
2013	San Diego	11-9	28-21	49	3-17	0-0	0	0	2	1-0	4	0
Totals		169-118	380-239	619	24.5-174	3-14	8	1	25	11-3	28	6

Postseason

Year	Team	G-S	Tack.-Asst.	Total	Sacks-Yds.	Int.-Yds.	Long	TD	Pass Def.	Fumbles For.-Rec.	TFL	Special Teams Tackles
2003	Baltimore	1-0	0-1	1	0-0	0-0	0	0	0	0-0	0	0
2006	Baltimore	1-0	2-0	2	0-0	0-0	0	0	0	0-0	0	0
2008	Baltimore	3-3	6-0	6	0-0	0-0	0	0	0	1-0	0	0
2009	Baltimore	2-2	7-1	8	1-4	0-0	0	0	0	0-0	1	0
2010	Baltimore	2-2	2-2	4	0-0	0-0	0	0	0	0-0	0	0
2011	Baltimore	2-2	3-3	6	0-0	0-0	0	0	0	0-0	0	0
2013	San Diego	2-2	9-1	10	1-4	0-0	0	0	0	0-0	1	0
Totals		13-11	29-8	37	2-8	0-0	0	0	0	1-0	2	0

Single-game Highs

Tackles — 11 vs. New York Jets Sept. 16, 2007

Sacks — 2 vs. Kansas City Sept. 13, 2009

Interceptions — 1 (3 times) Last vs. Chicago Dec. 20, 2009

Interception Return Long — 8 at Green Bay Dec. 7, 2009

Interception Return Touchdowns — 1 vs. Miami Jan. 2, 2005

Postseason Single-game Highs

Tackles — 6 at Denver Jan. 12, 2014

Sacks — 1 (2x) Last at Cincinnati Jan. 5, 2014

CHARGERS NATIONAL TV NIGHT GAMES

Overall: 45-45 (.500); Home Night Games: 32-26 (.552)

Day	Date	Opponent	W-L	Score
Mon.	10/12/70	Green Bay	L	20-22
Mon.	11/6/71	St. Louis	W	20-17
Mon.	11/13/72	Cleveland	L	17-21
Mon.	12/15/75	NY Jets	W	24-16
Mon.	12/04/78	Chicago	W	40-17
Thu.	10/25/79	at Oakland	L	22-45
Mon.	12/17/79	Denver	W	17-7
Sun.	10/26/80	at Dallas	L	34-42
Thu.	11/20/80	at Miami	W	OT 27-24
Mon.	12/22/80	Pittsburgh	W	26-17
Mon.	09/07/81	at Cleveland	W	44-14
Mon.	11/16/81	at Seattle	L	23-44
Mon.	12/21/81	Oakland	W	23-10
Mon.	11/22/82	at L.A. Raiders	L	24-28
Mon.	12/20/82	Cincinnati	W	50-34
Mon.	09/12/83	at Kansas City	W	17-14
Mon.	10/31/83	Washington	L	24-27
Thu.	12/01/83	L.A. Raiders	L	10-42
Mon.	09/24/84	at L.A. Raiders	L	30-33
Mon.	10/23/84	Seattle	L	0-24
Mon.	12/03/84	Chicago	W	20-7
Mon.	10/28/85	at L.A. Raiders	L	21-34
Sun.	12/08/85	Pittsburgh	W	54-44
Mon.	10/06/86	at Seattle	L	7-33
Thu.	11/20/86	L.A. Raiders	L	10-42
Sun.	11/15/87	L.A. Raiders	W	16-14
Sun.	11/06/88	L.A. Raiders	L	3-13
Sun.	11/21/89	L.A. Raiders	W	14-12
Sun.	11/25/90	Seattle	L	OT 10-13
Sun.	12/01/91	L.A. Raiders	L	7-9
Sun.	11/29/92	L.A. Raiders	W	27-3
Sun.	11/14/93	Chicago	L	13-16

Day	Date	Opponent	W-L	Score
Mon.	11/29/93	at Indianapolis	W	31-0
Sun.	12/12/93	Green Bay	L	13-20
Mon.	12/27/93	Miami	W	45-20
Sun.	09/04/94	at Denver	W	37-34
Mon.	12/05/94	L.A. Raiders	L	17-24
Mon.	10/09/95	at Kansas City	L	OT 29-23
Sun.	11/05/95	Miami	L	14-24
Mon.	11/27/95	Oakland	W	12-6
Mon.	10/21/96	Oakland	L	14-23
Mon.	11/11/96	Detroit	W	27-21
Sun.	12/01/96	New England	L	7-45
Sun.	12/22/96	Denver	W	16-10
Thu.	10/16/97	at Kansas City	L	3-31
Sun.	11/16/97	Oakland	L	13-38
Sun.	11/30/97	Denver	L	28-38
Sun.	11/29/98	Denver	L	16-31
Sun.	10/29/00	Oakland	L	19-15
Mon.	10/27/03	Miami*	L	10-26
Sat.	01/08/05	N.Y. Jets*	L	OT 10-20
Sun.	09/25/05	N.Y. Giants	W	45-23
Mon.	10/10/05	Pittsburgh	L	22-24
Mon.	12/04/05	Oakland	W	34-10
Mon.	09/11/06	at Oakland	W	27-0
Sun.	10/09/06	Pittsburgh	W	23-13
Sun.	11/18/06	at Denver	W	35-27
Sun.	12/17/06	Kansas City	W	20-9
Sun.	09/16/07	at New England	L	14-38
Sun.	11/11/07	Indianapolis	W	23-21
Mon.	12/24/07	Denver	W	23-3
Sun.	09/22/08	New York Jets	W	49-29
Sun.	10/12/08	New England	W	30-10
Sun.	10/26/08	at New Orleans*	L	32-37
Sun.	11/23/08	Indianapolis	L	20-23

Day	Date	Opponent	W-L	Score
Thu.	12/04/08	Oakland	W	34-7
Sun.	12/28/08	Denver	W	52-21
Sat.	01/03/09	Indianapolis**	W	OT 23-17
Sun.	01/11/09	at Pittsburgh**	L	24-35
Mon.	09/14/09	at Oakland	W	24-20
Sun.	10/04/09	at Pittsburgh	L	28-38
Sun.	10/19/09	Denver	L	23-34
Fri.	12/25/09	at Tennessee	W	42-17
Mon.	09/13/10	at Kansas City	L	14-21
Mon.	11/22/10	Denver	W	35-14
Sun.	11/28/10	at Indianapolis	W	35-14
Thu.	12/16/10	San Francisco	W	34-7
Mon.	10/31/11	at Kansas City	L	OT 20-23
Thu.	11/10/11	Oakland	L	17-24
Mon.	12/05/11	at Jacksonville	W	38-14
Sun.	12/18/11	Baltimore	W	34-14
Mon.	09/10/12	at Oakland	W	22-14
Sun.	10/07/12	at New Orleans	L	24-31
Mon.	10/15/12	Denver	L	24-34
Thu.	11/01/12	Kansas City	W	31-13
Mon.	09/09/13	Houston	L	28-31
Sun.	10/06/13	at Oakland**	L	17-27
Mon.	10/14/13	Indianapolis	W	19-9
Thu.	12/12/13	at Denver	W	27-20

* AFC Wild Card Playoff game
 ** AFC Divisional Playoff game
 *** Game played at Arizona's Sun Devil Stadium due to San Diego wildfires
 **Game moved to Sunday night and televised by NFL Network due to conflict with MLB Playoffs
 *At London, England



90

THOMAS KEISER

Outside Linebacker
6-4, 260
4th NFL Season
2nd with Chargers

Free Agent - '13
Stanford
North Allegheny HS
Wexford, Pa.

Keiser's career took a giant leap forward in 2013. A former Carolina Panther, Keiser earned a job on the Chargers' practice squad following a strong preseason, one that included a game in Arizona in which he racked up 2.5 sacks during a 24-7 win over the Cardinals. The Chargers brought Keiser up to the active roster in October when injuries took their toll on the team's depth at linebacker. He went on to play in the Bolts' final 12 games, including the first three starts of his career, and he recorded 4.5 sacks, third on the team, along with his first interception since 2011.

A native of Holidaysburg, Pa., Keiser is a workout fanatic. He spends a lot of time doing yoga to help his body recover from the rigors of football.

Keiser ascended to the NFL from Stanford University. As a student-athlete, he was a member of the Stanford Conservative Society, a group that provided venues for conservatives, libertarians, and moderates to meet, mingle, discuss their views, listen to prominent political leaders, and occasionally work on community service projects – such as their annual “Christmas Cards for Soldiers” event. A science, technology and society major, and Middle Eastern languages and culture minor with an interest in entrepreneurship and current events, Keiser served in a leadership capacity, acting as a vice president and financial officer for the group.



TRANSACTION HISTORY: Signed with Carolina as undrafted rookie, July 30, 2011...waived Sept. 4...re-signed to Panthers' practice squad, Sept. 6...signed to active roster, Nov. 8...waived May 13, 2013...signed with Chargers, May 17...waived, Aug. 31...re-signed to practice squad, Sept. 2...signed to active roster, Oct. 2.

2013: Spent Weeks 1-4 on practice squad...season-high two sacks in 24-6 win at Jacksonville Oct. 20...also ended fourth quarter drive against Jaguars with fourth-down pass breakup...first-career start Nov. 10 vs. Denver and led team with three quarterback hits on Peyton Manning...11-yard sack Nov. 17 at Miami...third-down sack Nov. 24 at Kansas City to force punt...shared 11-yard fourth-down sack with Corey Liuget to end possession and set up Chargers' final points in 37-14 win over New York Giants Dec. 8...late fourth-quarter interception off Manning Dec. 12 at Denver...led to field goal that gave Chargers 10-point lead with 2:36 left in game. **2012:** Shared late fourth-quarter sack with Dwan Edwards in 35-27 win Sept. 16 vs. New Orleans...Oct. 21 vs. Dallas, suf-

fered hyperextended left elbow...inactive next three games...placed on “Reserve-Injured” Nov. 14. **2011:** Spent first eight weeks on practice squad...two sacks vs. Detroit's Matthew Stafford Nov. 20 in just second NFL game...12-yard sack and interception off Josh Johnson that led to touchdown Dec. 4 at Tampa Bay...sack vs. Bucs quarterback Josh Freeman Dec. 24.

COLLEGE: Honorable mention All-Pac-10 in 2009...Sporting News first-team Freshman All-America and honorable mention All-Pac-10 in 2008...played in 38 career games with 27 starts, totaling 109 tackles, 31.5 tackles for loss, 19.5 sacks, interception, three forced fumbles and six passes defended...redshirted in 2007...played at Stanford from 2008-10...science, technology and society major.

PERSONAL: Born in Holidaysburg, Pa...prepped at North Allegheny High School in Wexford, Pa.

Regular Season

Year	Team	G-S	Tack.-Asst.	Total	Sacks-Yds.	Int.-Yds.	Long	TD	Pass Def.	Fumbles For.-Rec.	TFL	Special Teams Tackles
2011	Carolina	8-0	8-1	9	4-25	1-9	9	0	0	0-0	4	1
2012	Carolina	4-0	1-1	2	0.5-1	0-0	0	0	0	0-0	1	0
2013	San Diego	12-3	13-7	20	4.5-33.5	1-6	6	0	1	0-0	5	0
	Totals	24-3	22-9	31	9-59.5	2-15	9	0	1	0-0	10	1

Postseason

Year	Team	G-S	Tack.-Asst.	Total	Sacks-Yds.	Int.-Yds.	Long	TD	Pass Def.	Fumbles For.-Rec.	TFL	Special Teams Tackles
2013	San Diego	2-0	0-0	0	0-0	0-0	0	0	0	0-0	0	0

Single-game Highs


Tackles — 4 at Kansas City Nov. 24, 2013
Sacks — 2 (2 times) Last at Jacksonville Oct. 20, 2013
Interceptions — 1 (2 times) Last at Denver Dec. 12, 2013
Interception Return Yards — 9 at Tampa Bay Dec. 4, 2011
Interception Return Long — 9 at Tampa Bay Dec. 4, 2011

98

SEAN LISSEMORE

Defensive Tackle
6-3, 303
5th NFL Season
2nd with Chargers

Trade (Dallas) – '13
William & Mary
Dumont HS
Dumont, N.J.



A former seventh-round pick of the Dallas Cowboys, the multi-talented Lissimore joined the Chargers via trade last September. And even though he got a late start with the Bolts, Lissimore played in 15 games; he scored his first NFL touchdown on his first interception, and he finished the year third among the team's defensive linemen in tackles.

A native of Dumont, New Jersey, Lissimore grew up a fan of the New York York Giants. Lawrence Taylor was his favorite player and Lissimore wore Taylor's No. 56 through junior high and high school. A state medalist as a 215-pound wrestler, Lissimore also was one of the area's top throwers and sprinters, and he played saxophone in the school band. Lissimore could have attended college on a wrestling scholarship, but he decided instead to pursue his dream of playing in the NFL and attended William & Mary.

Lissimore still maintains close ties to his hometown. For the last several years, he's returned home to host a free football camp for kids 6-and-older in Dumont. A number of athletes and coaches volunteer their time, including former Indianapolis Colts and Giants' safety David Caldwell, who played with Lissimore at William & Mary. Another of Lissimore's teammates at William & Mary was Jake Phillips, the brother of Chargers' tight end, John Phillips.

Lissimore's hobbies include boating and fishing. This offseason, he and one of his best friends, Russell Cotter, took a fishing trip to Cattle Lake in Uncertain, Texas, to celebrate Cotter's return home from Afghanistan. The two grew up together and Cotter serves in the Army as an EDD Officer.

There is a long history of military and civil service in the Lissimore family. Both of his grandfathers served in the Army and fought in World War II. His maternal grandfather, David Evans, fought in France, while his paternal grandfather (Raymond Lissimore), who also served in the Korean War, fought in the Pacific theater. Lissimore coincidentally was born on Sept. 11 and his dad, William Lissimore, a telecommunications specialist, happened to be working in Manhattan on the day of the 9-11 terrorist attacks in 2001. Inspired, like many Americans were after that fateful day, the elder Lissimore offered his services to help the military set up their telecommunications at "Ground Zero," and he later became a volunteer fireman with the Dumont Fire Department.

Besides serving his country, Lissimore's grandfather on his mother's side played semi-pro basketball in Pennsylvania.



TRANSACTION HISTORY: Seventh-round pick (234) by Dallas, April 24, 2010...signed July 20...traded to Chargers for 2015 conditional seventh-round pick, Sept. 1, 2013.

2013: First-career touchdown after intercepting deflected pass in end zone Nov. 3 in Washington...sacks Oct. 6 in Oakland and Nov. 17 at Miami...inactive for both playoff games due to shoulder injury. **2012:** Season-high nine tackles at Seattle Sept. 16...first-career start in Sept. 23 home-opening win vs. Tampa Bay...injured ankle Oct. 14 at Baltimore and inactive next six games...sack Dec. 16 vs. Pittsburgh. **2011:** Returned kickoff 98 yards on pooch kick Oct. 2 vs. Detroit...first-career sack Dec. 4 at Arizona and second Dec. 17 at Tampa Bay. **2010:** NFL debut Oct. 31 vs. Jacksonville with three tackles and half-sack...injured ankle on opening kickoff Nov. 7 at Green Bay...inactive next three games and placed on "Reserve-Injured" Dec. 4.

COLLEGE: All-America by College Sporting News and Sports Network, first-team All-Colonial Athletic Association and team captain as senior...played in 43 career games with 35 starts and collected 193 tackles, 13.5 sacks, 28 tackles for loss and three interceptions...redshirted in 2005...played at William & Mary from 2006-09...kinesiology major.

PERSONAL: All-league, All-North Jersey Group 2 and honorable mention all-county as senior at Dumont (N.J.) High School...invited to play in Governor's Bowl and Bergen All-Star Game...all-league track performer in 100 and 200 meters and shot put...also all-league and state medalist as 215-pound wrestler...played saxophone in school's jazz band.

Regular Season

Year	Team	G-S	Tack.-Asst.	Total	Sacks-Yds.	Int.-Yds.	Long	TD	Pass		Fumbles		Special Teams	
									Def.	For.-Rec.	TFL	Tackles		
2010	Dallas	2-0	2-1	3	0.5-7	0-0	0	0	0	0-0	1	0		
2011	Dallas	16-0	18-21	39	2-12	0-0	0	0	1	0-0	4	0		
2012	Dallas	10-6	21-22	43	1-8	0-0	0	0	0	0-0	1	0		
2013	San Diego	15-2	21-10	31	2-15	1-0	0	1	0	0-0	5	0		
	Totals	43-8	62-54	116	5.5-42	1-0	0	1	1	0-0	11	0		

Single-game Highs

Tackles — 9 at Seattle Sept. 16, 2012
Sacks — 1 (5 times) Last: at Miami Nov. 17, 2013
Interceptions — 1 at Washington Nov. 3, 2013



94

COREY LIUGET

Defensive End
6-2, 300
4th NFL Season
4th with Chargers

Draft 1 – '11
Illinois
Hialeah HS
Miami, Fla.

The Chargers' first-round pick in the 2011 NFL Draft, the soft-spoken Liuget has emerged as the team's top play-maker on the defensive line. Liuget was San Diego's 2012 Defensive Player of the Year and had another solid season in 2013, leading the team in sacks, tackles for loss, quarterback pressures and quarterback hits. He played some of his best football down the stretch in helping the Chargers reach the playoffs for the first time since 2009. He collected six of his team-leading 10 tackles for loss in the last six games. In the Chargers' Wild Card Playoff win in Cincinnati, he led the line in tackles, while also contributing a sack, a tackle for loss, a pass defended and a quarterback hit.

Liuget's rise on the field is all the more impressive when looking back at the obstacles he faced early in his career. After being drafted in 2011, the NFL Lock-out wiped out what would have been Liuget's first offseason with the team. Instead of working out with teammates and studying with coaches, he was forced to go it alone. After the lockout ended and the season rolled around, injuries took a toll on the Chargers' defensive line and Liuget was pressed into immediate duty. He played in 15 games and made 13 starts, but by season's end, his weight had ballooned to more than 325 pounds, due in large part to an extended visit from his mom, Lorene, and her home cooking. Rather than continuing to pack on pounds, Liuget made a decision to travel back to Florida where he could train at his alma mater, Miami's Hialeah High School. The move paid dividends as Liuget lowered his weight to 300 pounds and it set the wheels in motion for a breakthrough 2012 season in which he led San Diego's defensive line in sacks, tackles, tackles for loss and passes defended.

Work ethic is one trait that was drilled into Liuget at an early age. His father, DeJa, was killed while visiting Corey's grandmother in Haiti in 1993. It

left Lorene to raise Corey and his four older brothers and sisters as a single parent in Miami's housing projects. When her kids were young, Lorene enlisted their help to make ends meet. She would boil peanuts, and make candy apples, conch fritters and sweet potato pies, which Corey and his brothers and sisters would sell. It worked as it taught all of the Liuget kids about work ethic and discipline.

Liuget went on to have a standout career at Hialeah High. Despite hailing from a close-knit family that tops 100 in number and a strong recruiting push from the big in-state schools, he opted to chart his own path and enroll at the University of Illinois. After a couple of years in Champaign, Ill., Liuget grew homesick and contemplated returning home after his sophomore season. Some tough love from his mom persuaded him to stick it out and instead of moping over the situation, Liuget used it as motivation. He lost 25 pounds between his sophomore and junior seasons, and feeling re-invigorated, had a career year for the Fighting Illini in 2010. Liuget chose to leave school a year early and apply for the 2011 NFL Draft. The Chargers loved the toughness, tenacity and relentless approach to the game that he showed and made him their first-ever first-round pick from Illinois.

Liuget appreciates living in San Diego, a city with a strong military history, as his two older sisters, Ideidre and Latronika, both serve our country in the Army.

Liuget enjoys traveling. In 2013, he took a vacation to the Dominican Republic where he learned to surf and scuba dive. And this year, he and his girlfriend, Faven, visited Ethiopia, Dubai, Costa Rica and The Bahamas.



TRANSACTION HISTORY: First-round pick (18), April 28, 2011...agreed to contract, Aug. 4, 2011.

2013: First sack of season and drew critical fourth-quarter holding penalty in Sept. 29 win over Dallas...penalty negated Cowboys first down and forced punt two plays later...Bolts countered with touchdown for final points in 30-21 win...season-high two sacks in 24-6 win at Jacksonville Oct. 20...blocked 59-yard field goal attempt at end of first half Nov. 3 at Washington...first-quarter sack in 41-38 win at Kansas City Nov. 24...combined with Thomas Keiser for fourth-down, 11-yard sack to end **Monday Morning Quarterback's Defensive Player of Week** after tackle for loss and two key pressures in 27-20 win over 11-2 Denver Broncos Dec. 12...first pressure led to 12-yard sack and second led to late fourth-quarter interception that Chargers converted into field goal for 10-point lead...early sack to force three-and-out in field-clinching win over Kansas City Dec. 29...third-down sack in third quarter of Jan. 5 wild card playoff game at Cincinnati set up touchdown on ensuing drive that gave Bolts 14-10 lead...tackle for loss on 3rd-and-2 play in Jan. 12 divisional playoffs at Denver contributed to Broncos missing 47-yard field goal on next play. **2012: Chargers Defensive Player of Year (David Griggs Memorial Award)...USA Today All-Joe.** Sept. 30 at Kansas City, ended Chiefs' second drive of game with tackle for loss and forced fumble that was recovered by Chargers, who

scored touchdown on ensuing possession to take 17-0 lead...team-high three passes defended and first sack of season Oct. 7 at New Orleans...third-down sack and pair of passes defended Oct. 28 at Cleveland...sack, two tackles for loss and overtime pass defended Nov. 25 vs. Baltimore...season-high two sacks in Dec. 23 win at New York Jets...fourth-down sack late in game was team's 11th, tying franchise mark. **2011:** Led team with two tackles for loss in first-career game Sept. 11 vs. Minnesota...helped close out NBC Sunday Night Football win over Baltimore Dec. 18 with late fourth-quarter sack.

COLLEGE: Honorable mention All-America by Pro Football Weekly and second-team All-Big Ten as junior in 2010...also team captain and Fighting Illini Outstanding defensive lineman...ranked seventh in Big Ten in tackles for loss (12.5) and eighth in sacks (4.5) in 10...Big Ten Defensive Player of Week after 1.5 tackles for loss vs. Fresno State...finished career with 125 tackles, 8.5 sacks, 25.5 tackles for loss, two forced fumbles, three fumble recoveries and 13 quarterback hurries...played at Illinois from 2008-10...left school after junior season...sociology major.

PERSONAL: Born in Miami, Florida...first-team all-state and all-area at Hialeah (Fla.) High...also wrestled...invited to play in 2008 Offense-Defense All-American game in Miami.

Regular Season		G-S	Tack.-Asst.	Total	Sacks-Yds.	Int.-Yds.	Long	TD	Pass		TFL	Special Teams
Year	Team								Def.	For.-Rec.		
2011	San Diego	15-13	18-8	26	1-3	0-0	0	0	3	1-1	5	0
2012	San Diego	16-16	42-19	61	7-56	0-0	0	0	9	1-1	15	0
2013	San Diego	16-16	37-13	50	5.5-36.5	0-0	0	0	4	0-0	10	0
Totals		47-45	97-40	137	13.5-95.5	0-0	0	0	16	2-2	30	0

Postseason

Year	Team	G-S	Tack.-Asst.	Total	Sacks-Yds.
2013	San Diego	2-2	7-3	10	1-1

Single-game Highs

Tackles — 7 (2 times) Last: vs. Baltimore Nov. 25, 2012
Sacks — 2 (2 times) Last: at Jacksonville Oct. 20, 2013

Pass Def.	Fumbles For.-Rec.	TFL	Special Teams Tackles
0	0-0	3	0

Postseason Single-game Highs

Tackles — 5 (2 times) Last: at Denver Jan. 12, 2014
Sacks — 1 at Cincinnati Jan. 5, 2014



31

RICHARD MARSHALL

Cornerback
5-11, 198
9th NFL Season
2nd with Chargers

Free Agent - '13
Fresno State
Locke HS
Los Angeles, Calif.

Signed by the Chargers in August 2013, Marshall became one of the team's starting cornerbacks late in the season. Despite joining the team late, he was an effective performer on both defense and special teams, finishing the regular season third in tackles among the secondary and tied for third in passes defended. He also tied for sixth on the team in special teams tackles before leading the squad in the playoffs. Marshall also made a couple of big plays in the postseason, recovering two fumbles and corraling an onside kick.

A former second-round pick of the Carolina Panthers in 2006, Marshall will play his ninth NFL season in 2014. He has an impressive statistical resume with more than 500 career tackles on defense, 18 interceptions, seven sacks, 67 passes defended and 77 stops on special teams. Marshall has also recovered 10 fumbles during his career.

Marshall grew up in Los Angeles, where he was raised by a single mother, Cynthia Taylor. His father was incarcerated for much of Marshall's youth and it was his mother who influenced him the most. Now a father of three, Marshall finds the most pleasure in spending time with his wife, Jasmine, and the couple's three sons: twins Xavier and Isaiah, and baby Richard, Jr. Richard and Jasmine met as students at Fresno State where he played football and she played on the Bulldogs' women's basketball team. The couple's twins were born nearly three months premature while Marshall was playing

for the Panthers and both weighed barely more than one pound at birth. Miraculously, doctors in Charlotte were able to nurse the boys to health and the twins will turn four before the 2014 season starts.

When his football-playing days come to an end, Marshall has aspirations of opening a group home for at-risk youth. His mom frequently accepted foster kids into the family's home when Marshall was a child and she ended up adopting several of the foster kids. Homelessness is a cause that's near-and-dear to Marshall and one of his main devotions is helping to support the Poverello House, a homeless shelter in Fresno. And when Marshall played for the Miami Dolphins in 2012, he organized an effort to provide holiday meals for more than 100 under-privileged families in the Miami area.

When he's not spending time with his family, Marshall's off-the-field interests include cars, bowling and watching real-life drama television shows, including the popular MTV-reality show, *Teen Mom: A Fan of Classic Cars*. Marshall owns a restored '73 Chevy Impala. He has a number of personal touches, including an airbrushed image of one of his former coaches from Locke High School who was murdered several years ago in Los Angeles.

Marshall's brother, Alvin, also played football. He attends Nevada-Las Vegas and spent time as a running back and wide receiver for the Runnin' Rebels.



TRANSACTION HISTORY: Second-round pick (58th overall) by Carolina, April 29, 2006...signed July 28...re-signed June 8, 2010...signed with Arizona, July 31, 2011...signed with Miami, March 16, 2012...released Aug. 21, 2013...signed with Chargers, Aug. 26.

2013: Fumble recovery in end zone for touchback helped seal 30-21 win over Dallas Sept. 29...500th-career tackle during Dec. 12 win at Denver...fumble recovery in end zone for touchback thwarted potential touchdown by Bengals in Jan. 5 Wild Card Playoff win at Cincinnati...also tied for team high with three special teams stops vs. Bengals...early fumble recovery and later recovered fourth-quarter onside kick during Jan. 12 Divisional Playoffs at Denver...Bolts converted onside kick recovery into field goal to get within 24-17. **2012:** Interception Sept. 23 vs. New York Jets...inactive Weeks 5-8 and placed on "Reserve-Injured" Nov. 7 due to back injury. **2011:** Led Cardinals with three interceptions, while ranking second with 13 passes defended...third-down sack in fourth quarter of tied game Sept. 11 vs. Carolina led to punt, which Patrick Peterson returned 89 yards for go-ahead score...interception and two passes defended Sept. 18 at Washington...interception off Joe Flacco and team-high three passes defended Oct. 30 at Baltimore...sack in first start of season Nov. 6 vs. St. Louis...season-high 10 tackles and interception off Tavaris Jackson Jan. 1 vs. Seattle. **2010:** Sack against Caleb Hanie Oct. 10 vs. Chicago...interception off San Francisco's David Carr with 1:08 left in fourth quarter Oct. 24 set up game-winning drive...interception and 66-yard return off Drew Brees Nov. 7 vs. New Orleans...interception on last play of first half vs. Atlanta's Matt Ryan Dec. 12. **2009:** Tied for team lead with four interceptions

and second on squad with 81 tackles...interception off Atlanta's Ryan Sept. 20...picked off Arizona's Kurt Warner Nov. 1...set up touchdown with second interception of season and 28-yard return vs. Ryan Nov. 15. Dec. 27 interception off New York Giants' Eli Manning led to Carolina TD. **2008:** Led team with 17 special teams tackles...interception off Oakland's Andrew Walter Nov. 9...sacks vs. Tampa Bay Dec. 8 and New Orleans Dec. 28. **2007:** Tied for team lead with three INTs...Led team with 17 stops on special teams...interception and 34-yard return off Brees at New Orleans Oct. 7...season-high 12 tackles Nov. 25 vs. Saints...73-yard interception return for touchdown off San Francisco's Trent Dilfer in Dec. 2 win...sack and interception off Luke McCown in fourth quarter Dec. 30 at Tampa Bay. **2006:** Tied for team lead with three picks and led team with 12 passes defended...team-high 12 tackles in first NFL start Oct. 1 vs. New Orleans...returned first-career INT 30 yards for touchdown off Cleveland's Charlie Frye Oct. 8...interception following week (Oct. 15) vs. Baltimore's Kyle Boller...fourth quarter interception vs. Washington's Jason Campbell Nov. 26...sack and forced fumble in Dec. 31 season finale at New Orleans.

COLLEGE: Third-team All-America and first-team All-WAC as junior in 2005 and second-team All-WAC as sophomore...11th player in NCAA Division I history and first since 1992 with more than 300-career (305 total) interception return yards...school-record three interception returns for touchdowns during career...two touchdowns as sophomore, including 75 yards vs. Washington and 100 yards vs. Rice for WAC Player of Week honors...return vs. Rice was second-longest in school history...tied for team lead with three interceptions as freshman, including 81-yard return for TD vs. Tennessee...finished career



with 176 tackles, nine INTs, three touchdowns and 22 passes defended...red-shirted in 2002...played at Fresno State from 2003-05...chicano studies major.

PERSONAL: Prepped at Locke High School in Los Angeles.

Regular Season

Year	Team	G-S	Tack.-Asst.	Total	Sacks-Yds.	Int.-Yds.	Long	TD	Pass Def.	Fumbles For.-Rec.	TFL	Special Teams Tackles
2006	Carolina	16-8	56-9	65	1-4	3-59	30†	1	15	2-4	1	14
2007	Carolina	16-5	85-9	74	1-14	3-107	73†	1	11	0-2	1	17
2008	Carolina	16-0	51-4	55	2-16	1-11	11	0	4	0-0	2	18
2009	Carolina	16-16	70-11	81	0-0	4-47	28	0	9	0-2	0	8
2010	Carolina	16-16	74-14	88	1-7	3-91	66	0	7	1-1	1	0
2011	Arizona	16-9	63-6	69	2-6	3-83	49	0	11	0-0	0	11
2012	Miami	4-4	17-0	17	0-0	1-7	7	0	4	0-0	3	1
2013	San Diego	16-6	50-11	61	0-0	0-0	0	0	6	0-1	1	8
	Totals	116-64	446-64	510	7-47	18-405	73†	2	67	3-10	9	77

Postseason

Year	Team	G-S	Tack.-Asst.	Total	Sacks-Yds.	Int.-Yds.	Long	TD	Pass Def.	Fumbles For.-Rec.	TFL	Special Teams Tackles
2009	Carolina	1-0	2-0	2	0-0	0-0	0	0	0	0-0	0	0
2013	San Diego	2-2	6-2	8	0-0	0-0	0	0	0	0-2	0	4
	Totals	3-2	8-2	10	0-0	0-0	0	0	0	0-2	0	4

Single-game Highs

Tackles — 12 (2 times) Last: vs. New Orleans Nov. 25, 2007

Sacks — 1 (7 times) Last: vs. St. Louis Nov. 6, 2011

Interceptions — 1 (18 times) Last: vs. New York Jets Sept. 23, 2012

Interception Return Long — 73† vs. San Francisco Dec. 2, 2007

Interception Return TDs — 1 (2 times) Last: vs. San Francisco Dec. 2, 2007

Postseason Single-game Highs

Tackles — 6 at Denver Jan. 12, 2014



24

RYAN MATHEWS

Running Back
6-0, 220
5th NFL Season
5th with Chargers

Draft 1 – 10
Fresno State
West HS
Bakersfield, Calif.

Ryan Mathews was the Chargers' Offensive Player of the Year and an All-AFC pick by the Professional Football Writers of America in 2013. The Chargers' first overall pick in the 2010 NFL Draft made his NFL Playoffs debut in 2013 on the heels of a season that saw him set career highs in carries (285) and yards (1,255). His yardage total ranks eighth in franchise history and was second-most in the NFL in 2013. It was also the most yards by a Chargers running back since LaDainian Tomlinson rushed for 1,474 in 2007. For Mathews, it marked his second 1,000-yard season.

Mathews rushed for an NFL-leading 534 yards during the month of December. He closed the regular season with a career-high 144 yards on 24 carries (6.0 avg.) against Kansas City in a win that vaulted the Chargers into the NFL playoffs. It capped a stretch in which he topped 100 yards in three of the Bolts' last four games, giving him six such games for the season, second-most in the NFL. The only game during that stretch in which he didn't reach the century mark was a 99-yard effort in Week 16 against Oakland. Over the final four games of the regular season, Mathews toted the rock 107 times for 473 yards and three scores and he had a run of at least 20 yards in each of the Bolts' last three games, including carries of 44 (second-longest of the season) and 20 yards in that Dec. 29 win over the Chiefs. Part of the December stretch included a pair of games played five days apart (New York Giants and Denver) where Mathews carried 58 times for 230 yards and two touchdowns.

And had teammate Philip Rivers not won NFL Comeback Player of the Year honors, Mathews would have been a viable candidate as he assembled his outstanding 2013 season just a year removed from a 707-yard, one-touchdown season in which he was limited to just 12 games by two broken collarbones. Mathews continually heaped praise upon his offensive linemen throughout the 2013 season and late in the year, he rewarded each of his blockers with a new Gucci watch.

Mathews played in all 16 games for the first time in his career in 2013 and he did a tremendous job securing the football as he lost just one fumble in 31 touches. He also rediscovered his nose for the end zone, hitting paydirt seven times, tying his career high.

Mathews enters 2014 with 3,731 career rushing yards, fifth on the team's all-time list, and he's still striking distance of the team's second, third and fourth leading rushers. He needs just 155 yards to overtake Natrone Means, 567 to overtake Marion Butts and 1,242 to move past Paul Lowe.

Not content with the results of his work in 2013, Mathews decided to take extra steps to improve his speed and stamina heading into 2014. Besides participating fully in the team's offseason conditioning program, Mathews and wide receiver Sevi Ajirrotutu spent part of their offseason training in San Diego with retired NFL wide receiver Darran Hall. Part of their training included spending time training on the sand at area beaches and along the tall staircases that adorn the San Diego Convention Center downtown.

Working hard to be the best is a mantra that's followed Mathews for pretty much his entire life. He was raised by a single mother, Tricia, who gave birth when she was just 16. As her own mother battled a drug addiction, Tricia turned to relatives for shelter and a place to raise Ryan. At a point when she ran out of options, Tricia settled on the backseat of a 1969 Oldsmobile Cutlass Supreme. Their story is both heartbreaking and inspiring. After several months of living in the car, bathing and washing Ryan's clothes at a public park and feeding him from a Riverside, Calif. soup kitchen, Tricia found a stable home with her grandmother, Glenna, in nearby Tehachapi.

With a roof over her head, Tricia found work while her grandmother looked after young Ryan. Tricia worked up to three jobs a day to save money and support her son. After years of saving and living with Ryan's grandmother, Tricia had saved enough money to move them to Bakersfield, where Ryan enrolled at West High School. Tricia landed a well-paying job, but one of the

drawbacks was that it included extensive travel. At the time, the Mathews household had grown by one as Ryan's best friend, Dante, had moved in with them to escape a home life with drug use. With Tricia away working, Ryan and Dante often had the apartment to themselves and as a result, Ryan's academics began a steady slide.

Mathews reached a crossroads following a 235-yard, six-touchdown performance in the league championship game of his junior year. His grades had dropped to a D-average and he was on the verge of being ruled ineligible for his senior year. Mathews was challenged by both his mother and Fresno State Head Coach Pat Hill, who had been actively recruiting the young back. Ultimately, his mother's plea carried the most weight as she reminded him of the sacrifices she'd made to raise him and it had a profound effect. Mathews fulfilled a promise to buckle down in school. He maintained his eligibility and proceeded to put together a 3,396-yard, 44-touchdown senior season that had coaches calling from across the country.

Despite the attention, Mathews stayed true to his commitment to Coach Hill. Mathews broke out as a junior at Fresno State, rushing for a school-record and NCAA-leading 1,808 yards and 19 touchdowns. He enjoyed some of his best days against the nation's top defenses, including a 234-yard, three-touchdown performance against Boise State. Mathews became the only player in the nation to rush for more than 100 yards against three Top-25 teams in 2009, doing so against No. 5 Cincinnati, No. 6 Boise St. and No. 14 Wisconsin.

Eager to make amends for his mother's sacrifices and his own misdeeds, Mathews applied for early entry to the 2010 NFL Draft. Ironically, one of his childhood heroes was Tomlinson and Mathews secretly hoped to be drafted by the Chargers. Unbeknownst, the Chargers were so smitten with Mathews that they traded up 16 spots to select him with the 12th overall pick in the first round. And coincidentally, he became the first running back selected by the Chargers in the first round since Tomlinson in 2001.

Mathews and his mom now oversee the Trish and Ryan Mathews Door of Hope Chest Foundation. They have partnered with the Salvation Army to assist homeless women and children transition to independent living. Mathews serves as a spokesperson for the Chargers-Kaiser Permanente Bolts to the Q, a 5k run whose proceeds go toward the Salvation Army Door of Hope Chest, and he hosts a golf tournament to support Rady Children's Hospital and Strikes For Kids. This May, Mathews and Ajirotutu also teamed up to give back, hosting a football camp for high schoolers at Del Norte High in San Diego.

And besides his work in the community, Mathews also has worked as an ambassador and product development advisor for Shock Doctor, a company that specializes in football protection products.

In his free time, Mathews is a big video gamer. He enjoys spending time with his two dogs, Goose and Mavekick, and watching Quentin Tarantino films. A freakishly talented wakeboarder, Mathews also likes to spend time on the water at the wheel of his MasterCraft ski boat.

TRANSACTION HISTORY: First-round pick (12), April 22, 2010...signed Aug. 2.

2013: Rodney Culver Memorial Award as Chargers' Offensive Player of Year...All-AFC by PFWA.

In Sept. 9 season opener vs. Houston, scored first touchdown 15 seconds into game on 14-yard catch...was first-career TD catch and fastest offensive touchdown to start game in team history...Sept. 15 at Philadelphia, rushed for game-high 73 yards and during first offensive series, moved past Dick Post for eighth on team's all-time rushing list...Sept. 29 vs. Dallas, raised career total to 2,702 and moved past Keith Lincoln (2,698) for seventh on team's all-time rushing list...team-high 102 yards Oct. 14 vs. Indianapolis for first 100-yard game since Dec. 2011...Oct. 20 at Jacksonville, rushed for 110 yards and scored a touchdown (3 yards) for second-straight 100-yard game...also raised career rushing total to 2,922 to move past Don Woods (2,858) and into sixth on team's all-time rushing list...season-long 51-yard run set as part of 127-yard effort Nov. 17 at Miami...17th career rushing touchdown in 41-38 win at Kansas City Nov. 24 moved him into tie for eighth on team's all-time rushing TDs list...rushed for 103 yards Dec. 8 vs. NY Giants and moved past late Chuck Muncie (3,309) and into fifth place on the team's all-time rushing list...helped fuel 27-20 upset of 11-2 Broncos by becoming first running back to top 100 yards vs. Denver with 127-yard effort Dec. 12 at Sports Authority Field...23-yard TD run in third quarter for 24-10 lead was second-longest scoring run of career...rushed for 99 yards Dec. 22 vs. Oakland and increased season total to 1,111 to new season high...also scored TD on seven-yard run, which was 20th of career, tying Mike Tolbert for sixth in team history...helped put Bolts into playoffs with career-high 144 yards in Dec. 29 season finale vs. Kansas City...ignited first scoring drive of game with 44-yard run, second-longest of season and third-straight game with run of 20-yards-or-longer...effort vs. Chiefs included four straight runs for 27 yards, including 10-yard carry on 3rd-and-1 during game-winning FG drive in OT. **2012:** Inactive Weeks 1-2 (collarbone)...first rushing touchdown of season (13 yards) and totaled 139 yards of total offense Oct. 7 at New Orleans...season-high 95 yards rushing Oct. 28 at Cleveland...moved past Mike Garrett and into 10th place on team's all-time rushing yardage list Nov. 11 at Tampa Bay...passed Gary Anderson for ninth on team's all-time rushing list Nov. 18 at Denver...injured collarbone Dec. 16 vs. Carolina and placed on "Reserve-Injured" list Dec. 18. **2011:**

Pro Bowl...Chargers' Offensive Player of Year...

caught 50 passes and combined with Mike Tolbert for 104 catches, second-most by any running back tandem...season-high 73 yards receiving Week 1 vs. Minnesota...two rushing touchdowns Sept. 25 vs. Kansas City and Dec. 18 vs. Baltimore, tied for most in game at Qualcomm Stadium...career-long 42-yard catch on 2nd-and-18 during third-quarter touchdown drive Oct. 2 vs. Miami...back-to-back games of identical 149 scrimmage yards in wins over Chiefs and Dolphins...career-high 137 yards rushing and career-long 39-yard carry Nov. 27 vs. Denver...third 100-yard game in three career outings vs. Broncos...31-yard touchdown run Dec. 5 at Jacksonville tied career-long scoring run...112 yards on 13 carries vs. Jags, averaging 8.6 yards per carry, highest in game with at least 10 rush attempts...37-yard run Dec. 11 vs. Buffalo marked third-straight game with run of 30 yards or longer...over 100 yards third-straight game vs. Bills, team's longest streak since 2007...topped 1,000 yards for season in 34-14 win Dec. 18 vs. Ravens on NBC Sunday Night Football. **2010:** Combined with Tolbert as first running back duo in franchise history with at least seven rushing touchdowns each...also franchise's first rushing duo to each top 600 yards since 1999...injured ankle Sept. 19 vs. Jacksonville...inactive Sept. 26 at Seattle...first-career touchdown (15 yards) Oct. 3 vs. Arizona...season-best 120 yards and three touchdowns (27, 12 and season-long 31) in 33-28 win at Denver Jan. 2.



COLLEGE: Second-team Associated Press and Sports Illustrated All-America and first-team All-Western Athletic Conference in 2009...second-most career yards and carries (534) in school history...school-record 11 total and nine-straight 100-yard rush games in '09...third (vs. Boise State '09) and fourth (San Jose State '09) best rushing games in school history...WAC Offensive Player of Week following '09 Boise State, San Jose State and Utah State games...led nation's freshman in '07 with 14 touchdowns and 6.0 ypc avg...played at Fresno State from 2007-09...general studies major.

PERSONAL: Born in Riverside, Calif...led nation in rushing as senior at West High in Bakersfield, Calif. with 3,396 yards and 44 touchdowns...second-team All-America and first-team all-state in '06...CIF Champions in '05.



Regular Season

Year	Team	Rushing				
		Q-S	No.-Yds.	Avg.	Long	TD
2010	San Diego	12-9	158-678	4.3	31f	7
2011	San Diego	14-14	222-1,091	4.9	39	6
2012	San Diego	12-9	184-707	3.8	31	1
2013	San Diego	16-14	285-1,255	4.4	51	6
Totals		54-46	849-3,731	4.4	51	20

Receiving

Year	Team	Receiving				
		No.-Yds.	Avg.	Long	TD	
2010	San Diego	22-145	6.6	17	0	
2011	San Diego	50-455	9.1	42	0	
2012	San Diego	39-252	6.5	24	0	
2013	San Diego	26-189	7.3	17	1	
Totals		137-1,041	7.6	42	1	

Postseason

Year	Team	Rushing				
		Q-S	No.-Yds.	Avg.	Long	TD
2013	San Diego	2-2	18-78	4.3	16	0

Receiving

Year	Team	Receiving				
		No.-Yds.	Avg.	Long	TD	
2013	San Diego	2-12	6.0	9	0	

Regular-Season single-game Highs

Rush Attempts — 29 (2 times) Last: at Denver Dec. 12, 2013
 Rush Yards — 144 vs. Kansas City Dec. 29, 2013
 Rush Long — 51 at Miami Nov. 17, 2013
 Rush TDs — 3 at Denver Jan. 2, 2011
 Rush Long TD — 31f (2 times) Last: at Jacksonville Dec. 5, 2011
 Receptions — 7 at New England Sept. 18, 2011
 Receiving Yards — 68 vs. Miami Oct. 2, 2011
 Receiving Long — 42 vs. Miami Oct. 2, 2011

Receiving TDs — 1 vs. Houston Sept. 9, 2013
 Receiving Long TD — 14f vs. Houston Sept. 9, 2013

Postseason single-game Highs

Rush Attempts — 13 at Cincinnati Jan. 5, 2014
 Rush Yards — 52 at Cincinnati Jan. 5, 2014
 Rush Long — 16 at Denver Jan. 12, 2014

2013 Date	Opp	Rushing					Receiving				
		No.-Yds	Avg.	Lg	TD	TDs	No.-Yds	Avg.	Lg	TD	TDs
09/09	Hou*	13-33	2.5	8	0		2-22	11.0	14f	1	14
09/15	at Phi*	16-73	4.6	20	0		1-3	3.0	3	0	0
09/22	at Ten	16-58	3.6	8	0		0-0	0	0	0	0
09/29	Dal*	19-82	3.3	7	0		4-41	10.3	14	0	0
10/06	at Oak	3-9	2.7	5	0		0-0	0	0	0	0
10/14	Ind*	22-102	4.6	15	0		0-0	0.0	0	0	0
10/20	at Jak*	21-110	5.2	14	1	3	0-0	0	0	0	0
11/03	at Was*	7-34	4.9	11	0		0-0	0	0	0	0
11/10	Den*	14-59	4.2	35	1	1	1-2	2.0	2	0	0
11/17	at Mia*	19-127	6.7	51	0		2-16	8.0	11	0	0
11/24	at KC*	14-55	3.9	13	1	1	2-10	5.0	9	0	0
12/01	Cin*	14-61	4.4	13	0		5-31	6.2	17	0	0
12/08	NYG*	29-103	3.6	16	1	1	3-32	10.7	12	0	0
12/12	at Den*	29-127	4.4	23f	1	23f	1-1	1.0	1	0	0
12/22	Oak*	25-99	4.0	34	1	7	3-20	6.7	9	0	0
12/29	KC*	24-144	6.0	44	0		2-11	5.5	6	0	0
Totals		285-1,255	4.4	51	6		26-189	7.3	17	1	1
01/05	at Cin*+	13-52	4.0	8	0		2-12	6.0	9	0	0
01/12	at Den*+	5-26	5.2	16	0		0-0	0	0	0	0
Totals		18-78	4.3	16	0		2-12	6.0	9	0	0

2011 Date	Opp	Rushing					Receiving				
		No.-Yds	Avg.	Lg	TD	TDs	No.-Yds	Avg.	Lg	TD	TDs
09/11	Min*	12-45	3.8	21	0		3-73	24.3	37	0	0
09/18	at NE*	12-64	5.3	14	1	10	7-62	8.9	14	0	0
09/25	KC*	21-98	4.7	14	2	2, 4	4-51	12.8	24	0	0
10/02	Mia*	16-91	5.1	20	0		5-68	13.6	42	0	0
10/09	at Den*	24-125	5.2	36	0		1-7	7.0	7	0	0
10/23	at NYJ*	13-39	3.0	9	0		4-26	6.5	9	0	0
10/31	at KC*	13-58	4.4	18	0		6-55	9.2	14	0	0
11/06	GB	Inactive									
11/10	Oak*	6-34	5.7	16	0		3-23	7.7	19	0	0
11/20	at Chi*	13-37	2.8	23	0		2-14	7.0	10	0	0
11/27	Den*	22-137	6.2	39	0		1-5	5.0	5	0	0
12/05	at Jak*	13-112	8.6	31f	1	31f	3-2	0.7	6	0	0
12/11	Bul*	20-114	5.7	37	0		6-34	5.7	10	0	0
12/18	Bal*	26-90	3.5	24	2	1, 3	2-19	9.5	13	0	0
12/24	at Det*	11-58	5.3	11	0		3-16	5.3	8	0	0
01/01	at Oak	Inactive									
Totals		222-1,091	4.9	39	6		50-455	9.1	42	0	0

2012 Date	Opp	Rushing					Receiving				
		No.-Yds	Avg.	Lg	TD	TDs	No.-Yds	Avg.	Lg	TD	TDs
09/10	at Oak	Inactive									
09/16	Ten	Inactive									
09/23	Ari*	10-44	4.4	7	0		5-32	6.4	11	0	0
09/30	at KC	14-61	4.4	14	0		2-21	10.5	13	0	0
10/07	at NO	12-90	6.7	18	1	13	6-59	9.8	14	0	0
10/15	Den*	22-74	3.4	13	0		4-19	4.8	9	0	0
10/28	at Cle*	24-95	4.0	11	0		2-9	4.5	6	0	0
11/01	KC*	13-67	5.2	31	0		5-25	2.5	6	0	0
11/11	at TB*	17-54	3.2	10	0		2-22	4.4	8	0	0
11/18	at Den	15-47	3.1	11	0		4-36	9.0	24	0	0
11/25	Bal*	19-72	3.8	10	0		3-16	5.3	9	0	0
12/02	Cin*	9-26	2.9	6	0		3-25	8.3	10	0	0
12/09	at Phi*	25-85	2.6	9	0		0-0	0.0	0	0	0
12/16	Car*	4-22	5.5	9	0		3-8	2.7	9	0	0
12/23	at NYJ	Reserve-Injured									
12/30	Oak	Reserve-Injured									
Totals		184-707	3.8	31	1		39-252	6.5	24	0	0

2010 Date	Opp	Rushing					Receiving				
		No.-Yds	Avg.	Lg	TD	TDs	No.-Yds	Avg.	Lg	TD	TDs
09/13	at KC*	20-78	3.9	15	0		1-2	2.0	2	0	0
09/19	Jax*	5-26	5.2	15	0		2-29	14.5	17	0	0
09/26	at Sea	Inactive									
10/03	Ari	9-55	6.1	20	1	15	1-13	13.0	13	0	0
10/10	at Oak	9-59	6.6	17	0		1-0	0.0	0	0	0
10/17	at STL*	12-64	5.3	19	0		3-12	4.0	11	0	0
10/24	NE*	8-15	1.9	5	0		2-7	3.5	4	0	0
10/31	Ten*	15-43	2.9	9	1	7	3-11	3.7	13	0	0
11/07	at Hou*	9-42	4.7	11	0		2-18	9.0	13	0	0
11/22	Den	Inactive									
11/28	at Ind	Inactive									
12/05	Oak	Did Not Play									
12/12	KC*	16-85	4.1	15f	1	15	1-6	6.0	6	0	0
12/16	SF*	17-56	3.3	14	0		0-0	0.0	--	0	0
12/26	at Cin	12-55	4.6	23f	1	23	3-28	9.3	16	0	0
01/02	at Den*	26-120	4.6	31f	3	27, 12, 31	3-19	6.3	16	0	0
Totals		150-678	4.3	31f	7		22-145	6.6	17	0	0

* Denotes starter
 + Denotes postseason game

62

NICK McDONALD

Center
6-4, 305
4th NFL Season
1st with Chargers

Free Agent - '14
Grand Valley State
Ford HS
Sterling Hills, Mich.



Most people would look at Nick McDonald's football resume and immediately assume that he is defined by playing on teams that reached the Super Bowl his first two years in the NFL. The reality though is that playing for two franchises who reached the League's ultimate game is the furthest thing from what defines him.

McDonald was born into an Army family in Salinas, California in 1987. His family moved frequently and before he'd turned 10, McDonald had lived in California, Arizona, Maryland, Washington D.C. and Germany. His dad worked his way up from infantryman to military intelligence and his mom, Irene, was a nurse. McDonald had three siblings - a younger brother, and an older brother and sister - and their father raised the children in a very disciplined manner as had been instilled in him by his time in the service. The McDonald family finally settled in Michigan, but just when things started to seem normal, the family's life unraveled.

In 2001 when McDonald was 14, his mom was diagnosed with colon cancer. It quickly spread to her liver and despite putting up a valiant fight, she passed away shortly thereafter. The family had an extremely difficult time coping with her loss, particularly McDonald's father. Soon after her death, his father walked away from the family and relocated to Louisiana, leaving the four kids and the family house in Michigan. There were no parents around, there was no phone in the house and there was no money coming in to pay the bills and before long the children were evicted from the modest ranch house in suburban Detroit. McDonald's two older siblings were out of high school and moved out on their own, while Nick and younger brother, Chris, moved in with friends of the family. After about a year, the family Nick had been living with found itself in financial distress and once again Nick was forced to move. Without a place to stay, he found an angel in Gayle Joseph, the mother of Meghan Joseph, his girlfriend at the time who offered him a stable home.

Living with the Josephs and finding stability for the first time since his mother's passing, McDonald blossomed into a standout tight end at Henry Ford High School in Sterling Heights, Michigan. McDonald's father and both brothers played football, so it was a natural fit for him to play as well. He had

hoped to earn a scholarship to a Division I school, but when those offers didn't come in, he chose to attend Grand Valley State in nearby Allendale, Mich., one of the nation's top Division II football powerhouses. His career at GVSU got off to a rough start. Redshirted as a freshman, McDonald had a tough time adjusting to his new environment. On the verge

of losing his eligibility and seeing his dream of playing college football slip away, he received some tough love from former offensive line coach Steve Brockelbank, who helped get McDonald back on the right track. McDonald buckled down and spent the next four years putting on more than 80 pounds. By his senior season in 2009, he'd blossomed from a lanky tight end into a 300-plus pound All-America left tackle, one who helped the Lakers reach the '09 Division II National Championship game. He also earned a degree in criminal justice and made plans to enter the Marine Corps if a career in professional football didn't work out.

But in a stroke of luck, professional football did work out for McDonald even though he wasn't drafted in 2010. He signed with Green Bay as an undrafted free agent and was one of three non-drafted rookies to make the Packers' opening day roster. When he found out that he'd made the team, the first person he called was Gayle Joseph. McDonald ended up spending the entire season with the Packers. Though he didn't appear in any games, he was on the roster for the Packers' victory in Super Bowl XLV and he received a championship ring. The following season, McDonald was waived by the Packers, but a day later he was claimed by New England and he spent the entire 2011 season on the Patriots' roster, including playing in two playoff games that led to the Pats' appearance in Super Bowl XLVI. McDonald spent the 2011-12 seasons in New England. In 2013, he went to training camp again with the Patriots and this time he was joined by brother, Chris, who had just finished his college career at Michigan State. Unfortunately though, both boys were released prior to the start of the 2013 campaign. Nick spent a year out of football due to injury and is now looking forward to resurrecting his career with a fresh start in San Diego.

McDonald is still close to the Joseph family. Though he and Meghan ultimately went their separate ways as a couple, when she gave birth to a daughter, her new husband asked Nick to be the child's godfather. And Nick's story about his rise to the NFL was so heartwarming that in 2012, NBC's Today Show featured McDonald and Gayle Joseph during a special Thanksgiving Day episode.

McDonald also received accolades for his accomplishments in 2011 when his alma mater, Ford High School, retired his No. 80 prep jersey.

To this day, McDonald pays tribute to his late mom with a tattoo bearing her name on his left arm. Her passing words to him were to "make a difference in this world" and when his football career ends, McDonald envisions putting his degree to work with a career in federal law enforcement.



TRANSACTION HISTORY: Signed with Green Bay as undrafted free agent, April 30, 2010...waived Sept. 3, 2011...signed to New England's practice squad, Sept. 5...released Sept. 15...re-signed to Patriots' practice squad, Sept. 16...signed to Patriots' active roster, Dec. 3...waived July 31, 2013...signed with Chargers, Feb. 3, 2014.

2013: Spent season out of NFL. **2012:** Saw significant action as injury replacement at right guard in Oct. 21 overtime win vs. New York Jets...starting right guard in Nov. 11 win vs. Buffalo...saw reserve action at right guard in Dec. 2 win at Miami...inactive for both playoff games. **2011:** Spent Weeks 1-13 on practice squad...first career starts at center Dec. 4 vs. Indianapolis and Dec. 11 at Washington...saw reserve action in Jan. 14 divisional playoffs vs. Denver and Jan. 22 AFC Championship Game vs. Baltimore...inactive Super Bowl XLVI Feb. 5 vs. New York Giants.

Games Played-Started: 2011 (4-2, New England) 2012 (12-1, New England) **Total** (16-3).

Postseason Games Played-Started: 2011 (2-0, New England).

2010: Inactive for all 16 games and four postseason games with Green Bay.

COLLEGE: First-team All-America by American Football Coaches Association and Little All-America honors by Associated Press as senior...also Great Lakes Intercollegiate Athletic Conference Offensive Lineman of Year...all-conference choice as junior...started all 15 games at left tackle for 2009 squad which reached Division II National Championship game...reserve tackle on 2006 team that won D-II national championship...redshirted in 2005...played at Grand Valley State from 2006-09...criminal justice degree.

PERSONAL: Born in Salinas, California...All-Macomb Area Conference as junior and senior tight end at Henry Ford High School in Sterling Hills, Michigan.



57

JONAS MOUTON

Inside Linebacker
6-2, 240
4th NFL Season
4th with Chargers

Draft 2B - '11
Michigan
Venice HS
Los Angeles, Calif.

For nearly two years, Jonas Mouton was chomping at the bit to take the field. He finally got his chance late in 2012 and played in three of the team's final five games.

With some game experience under his belt and a strong showing in the team's offseason program, Mouton was looking forward to displaying his skills in 2013. Unfortunately that enthusiasm quickly went sideways when he suffered a knee injury on the opening day of training camp. The injury required surgery and Mouton was placed on the "Reserve-Injured" list for the second time in three seasons.

Mouton is eager to repay the Chargers for their faith.

Prior to his being drafted as the Chargers' second of two second-round picks in 2011, Mouton was the Big Ten Conference's top tackler (117) as a fifth-year senior at Michigan in 2010. He recorded an impressive 264 total tackles as a three-year starter for the Wolverines and the Los Angeles native was a second-team All-Big Ten choice in 2010, also receiving the Wolverines' Roger Zatkoff Award as the team's top linebacker.

Mouton is one of the best players to hail from L.A.'s Venice High School. On the first snap of his first-ever high school game, Mouton knocked out a player from rival Carson High. And in college he was given the nickname "The Assassin" after several of the Wolverines' foes met a similar fate.

TRANSACTION HISTORY: Second-round pick (61), April 29, 2011...signed July 28, 2011.

2013: Injured knee on opening day of training camp July 25...placed on "Reserve-Injured" list July 26. **2012:** NFL debut Dec. 2 vs. Cincinnati. 2011: Injured shoulder during preseason...placed on "Reserve-Injured" list Sept. 22.

COLLEGE: Selected as game captain three times during senior season, includ-

ing finale vs. rival Ohio State...final career totals include 44 games played and 34 starts, 264 tackles, 18 tackles for loss (-56 yards), three sacks (-28 yards), four interceptions, three fumble recoveries and seven passes defended...redshirted as freshman in 2006...played at Michigan from 2007-10...general studies degree.

PERSONAL: Born in Los Angeles, Calif....Army All-America Bowl participant after stellar career at Venice (Calif.) High.

Regular Season

Year	Team	G-S	Tack.-Asst.	Total	Sacks-Yds.	Int.-Yds.	Long	TD	Pass Def.	Fumbles For.-Rec.	TFL	Special Teams Tackles
2012	San Diego	3-0	1	2	0-0	0-0	0	0	0	0-0	0	1

Single-game Highs

Tackles - 1 (2 times) Last: vs. Carolina Dec. 16, 2012



9

NICK NOVAK

Kicker
6-0, 198
7th NFL Season
5th with Chargers

Free Agent - '12
Maryland
Albemarle HS
Charlottesville, Va.

With his place on the roster solidified, Novak swung his right leg like never before and enjoyed a record-breaking season for the Chargers in 2013. He was a two-time AFC Special Teams Player of the Week and after the season, ESPN named him to their All-AFC West team.

Novak finished the 2013 regular season 34 of 37 on field goal tries, setting a new team record with a 91.9 percent conversion rate. It bettered the previous mark of 91.4 percent (32 of 35) set by Nate Kaeding in 2009. Novak's 34 field goals tied John Carney's single-season record set during the Chargers' Super Bowl season in 1994. His 34th was unforgettable as it was an overtime game-winner on Dec. 29 that lifted the Chargers into the AFC Playoffs for the first time since 2009. Novak was a perfect 11 of 11 from beyond 40 yards during the regular season and he hit 17 in a row to close out the year. He scored 144 points in 2013, third in the NFL among kickers and his 34 field goals ranked third in the league.

Novak now embarks on 2014 with 353 career points for the Chargers, good for eighth on the team's career scoring list. He's converted 88 consecutive PATs, the second-longest streak in team history. And he's attempted 91

career field goals for the Chargers, needing just nine more attempts to qualify for the team's all-time list for career field goal percentage. To date, his career percentage of 86.8 is second, just two-tenths of a point behind Kaeding's 87.0 percent career mark. Kaeding hit 180 of 207 for the Chargers during his career, while Novak is 79 of 91 for his career.

When Novak originally linked up with the Chargers in 2010 it was a chance for a fresh start. It came on the heels of a 2009 season that was a low point for Novak. In '09, the country was mired in a financial crisis and no teams invited him to attend camp, so Novak spent the year at his alma mater, the University of Maryland, cold-calling alumni for donations to the school's athletic department. It was a trying time, but opportunity knocked once again in 2010 when the Chargers invited him to training camp for a chance to compete with Kaeding. Novak ended up losing a close competition, but his time with the Bolts put him back on football's radar screen. The Chargers were the sixth team Novak had spent time with after brief stints in Chicago, Dallas, Washington, Arizona and Kansas City. After the Chargers let him go, Novak caught on with the Florida Tuskers of the fledgling UFL. Under less than per-

fect conditions, he hit 15 of 18 field goals for the Tuskers and was named the league's Special Teams MVP. Later that same season, the Chargers attempted to re-sign him after Kaeding suffered a groin injury, but the NFL's rules and stipulations prevented the Bolts from doing so.

In 2011, a seventh team—the New York Jets—signed Novak, but again he lost a close competition, this time to veteran Nick Folk. Disappointed, Novak returned to San Diego to live and train. He happened to be having lunch with former NFL kicker Michael Husted the day of the Chargers' 2011 season opener against Minnesota when Kaeding injured his knee on the game's opening kickoff. Just days later, Novak got the call he long waited for. The Chargers wanted to sign him as the team's replacement for Kaeding.

Novak went on to enjoy a storybook season for the Chargers. A career 63.3-percent field goal kicker prior to 2011, he made his first 12 field goals for the Bolts, including two in a three-point win over Kansas City, four in a 10-point win over Miami and five in a five-point win at Denver that included a then career-long 51-yarder and a clutch 35-yarder with just 24 seconds left in the fourth quarter. Novak finished the season making 27 of 34, while setting team records for field goals of 40 (12) and 50 (4) yards or longer.

The 2012 season was a virtual instant replay. A healthy Kaeding returned to the roster and edged out Novak in another close training camp battle. It was so close in fact that some thought Novak might have won the job after hitting a game-winning 45-yard field goal as time expired in the team's third preseason game at Minnesota.

Again Novak was disappointed at his release, but he continued to train. Then just two days before the Chargers' fourth game of the 2012 season, Kaeding injured his groin in practice and within a couple hours, Novak had returned to Chargers Park, signed a contract and boarded a plane to fly with the team to Kansas City. Two days later at Arrowhead Stadium, he went 3-for-3 on field goal tries, hitting from 24, 47 and 45 yards, and he helped the Bolts to a 37-20 win and a 3-1 start to the season.

Within weeks of Novak's re-joining the team, the Chargers released Kaeding and officially handed him the job. He responded by finishing the year 18-of-20 on field goals, including a perfect 18-18 from inside 50 yards. His 90-percent conversion rate was the third-highest for a season in team history. Novak also helped the Chargers rank among the league leaders in drive starts following kickoffs. Opponents began their drives at the 20.4-yard line,

third best in the NFL, as 22 of his 62 kickoffs went for touchbacks.

Novak's career came full circle in March 2013 when the Chargers signed the San Diego native to a four-year contract that provided stability for the first time in his career.

Novak is one of the team's most active community participants. He regularly visits area schools to speak on important topics, including bullying. He also hosts an annual free kicking clinic for middle school and high school kickers in San Diego. In 2011, he lent his name and his right leg to the American Cancer Society in honor of a family friend, Annie Arth, who died of ovarian and breast cancer in 2005. Novak helped raise more than \$7,500 for ACS, contributing \$100 for every made field goal, a total that was matched by both the Chargers and his agent. In 2012, Novak steered his financial contributions toward the Chioe Nichols Foundation, which provides college scholarships for students involved in creative arts, while also bringing attention to the serious medical warnings and possible side effects of prescription drugs. And in 2013, he joined forces with Cleveland Browns kicker Billy Cundiff to once again fight ovarian cancer through Cundiff's Kicking for the Dream, a program which supports Colleen's Dream Foundation, named after Cundiff's mother-in-law and a victim of ovarian cancer, Colleen Drury.

Novak was born in San Diego, which makes his story even more fascinating. He lived in San Diego until he was 13, when his parents relocated to work at the University of Virginia. One of Novak's close friends growing up was Kellen Winslow, Jr., son of the Chargers' Hall of Fame tight end by the same name. The two share the same godmother.

Novak went to the University of Maryland after a stellar high school football and soccer career in Virginia. He was a scholar-athlete for the Terrapins and twice beat Philip Rivers and North Carolina State with late fourth-quarter kicks.

Novak's mom, Julie, a nurse at the Health Science Center at the University of Texas-San Antonio, was recently inducted into the American Academy of Nursing. His dad, Bob, also works in healthcare as an audiologist, working with wounded veterans.

With an eye toward his post-football livelihood, Novak participated in the NFL's Business Management and Entrepreneurial Program at the Harvard Business School in 2011.



TRANSACTION HISTORY: Signed with Chicago, April 29, 2005...waived Aug. 29...claimed by Dallas, Aug. 30 and waived Sept. 3...signed with Washington, Sept. 13 and waived Nov. 5...signed with Arizona, Dec. 2...re-signed with Cardinals, April 4, 2006...waived Aug. 28...signed with Washington, Oct. 11...waived Dec. 4...re-signed with Chicago, Feb. 9, 2007...waived Aug. 27...signed with Kansas City, Jan. 11, 2008...waived Oct. 21...signed with Chargers, April 29, 2010...waived Sept. 4...signed with New York Jets, Feb. 9, 2011...waived Aug. 30...signed with Chargers, Sept. 13...released Aug. 27, 2012...re-signed Sept. 29...signed four-year contract with Chargers, March 12, 2013.

2013: All-AFC West by ESPN. Hit 46-yard game-winner with seven seconds remaining to cap off 4-of-4 day in 33-30 win at Philadelphia Sept. 15...also hit from 49 and 44 vs. Eagles...three FGs for deciding points in 30-21 win over Dallas Sept. 29...raised career field goals total to 53, breaking tie with George Blair (50) for fifth on team's all-time list. **AFC Special Teams Player of Week** after 19-9 win over Indianapolis Oct. 14 on ESPN's MNF...scored 13 of team's 19 points and hit four FGs including 50-yarder with 1:55 left in game to seal victory...two field goals and two PATs Nov. 10 vs. Denver to raise his career point total to 283, good for ninth on team's career scoring list, passing Paul Lowe (276) and Charlie Joiner (282)...76th-consecutive PAT Dec. 1 vs. Cincinnati, tying John Carney's (191-93) mark for third-longest streak in team history...hit 69th, 70th and 71st field goals of Chargers career Dec. 8 vs. NY Giants and tied Dennis Pardee for fourth on team's career FGs list...broke tie with Pardee with two field goals in 27-20 win at Denver Dec. 12. **AFC Special Teams Player of Week** after hitting 4-of-4 FGs, including 48-yarder in late third quarter Dec. 22 vs. Oakland...two field goals, including 36-yard game-winner in overtime to send Chargers to playoffs Dec. 29 vs. Kansas City, they were

33rd and 34th field goals of season, tying John Carney's single-season record...scored nine points vs. Chiefs to raise career total to 353 and move into eighth on team's career scoring list, passing Gary Garrison (348). **2012:** Hit from 24, 47 and 45 in season debut during 37-20 win Sept. 30 at Kansas City...32nd career field goal Oct. 15 vs. Denver to move into tie with Ray Werschling for seventh on team's career field goals list...two field goals, including 51-yarder, to move into tie with Steve Christie (42) for sixth on team's all-time list Dec. 9 at Pittsburgh...51-yard effort was only of 50 yards or longer in history of Heinz Field...second 51-yarder of season in 27-17 win Dec. 23 at NY Jets. **2011:** Career-high five field goals, including 51-yarder, in 29-24 win at Denver Oct. 9...touchbacks on seven of eight kickoffs vs. Broncos...52-yarder Nov. 6 vs. Green Bay...career-long 53-yarder Nov. 27 vs. Denver...45-yard field goal Dec. 18 on NBC Sunday Night Football vs. Baltimore was team-record 11th make from 40 yards or longer...51-yard field goal Jan. 1 at Oakland was team-record fifth of season from 50+ yards. **2008:** Season-high four field goals Sept. 28 vs. Denver. **2006:** Season-long 47-yarder Nov. 5 vs. Dallas. **2005:** Game-winning 39-yard field goal for Washington vs. Seattle Oct. 2.

COLLEGE: Jim Tatum Award as top ACC senior student-athlete...honorable mention All-ACC in 2004...ACC all-time leader and fifth in NCAA (393 career points) at graduation...first-team All-ACC in '03 and '02...school-record 125 points as soph...finished career 80 of 107 on FGs and 153 of 159 on PATs...red-shirted in 2000...played at Maryland from 2001-04...degree in kinesiology.

PERSONAL: Born in San Diego...two-time all-state kicker at Albemarle High in Charlottesville, Va...won soccer prep state championship on teams with twin brother, Chris.

Regular Season

Year	Team	G-S	FG-Att.	Pct.
2005	Washington	5-0	5-7	.714
2005	Arizona	5-0	3-3	100.0
2006	Washington	6-0	5-10	.500
2008	Kansas City	6-0	6-10	.600
2011	San Diego	15-0	27-34	.794
2012	San Diego	13-0	18-20	.900
2013	San Diego	16-0	34-37	.919
Totals		66-0	98-121	.810

Postseason

Year	Team	G-S	FG-Att.	Pct.
2013	San Diego	2-0	3-4	.750

Single-game Highs

Points — 17 at Denver Oct. 3, 2011

Field Goals — 5 at Denver Oct. 9, 2011

Field Goal Attempts — 5 (2 times) Last: at Kansas City Oct. 31, 2011

Long — 53 vs. Denver Nov. 27, 2011

Field Goal Accuracy (Playoffs Included)

Year	Team	1-19	20-29	30-39	40-49	50+	Total
2005	Was	0-0	1-1	3-5	1-1	0-0	5-7
2005	Ari	1-1	0-0	2-2	0-0	0-0	3-3
2006	Was	0-0	1-1	1-3	3-6	0-0	5-10
2008	KC	0-0	3-3	1-3	2-3	0-1	6-10
2011	SD	0-0	11-11	4-5	8-11	4-7	27-34
2012	SD	1-1	5-5	6-6	4-4	2-4	18-20
2013	SD	1-1	11-11	14-17	9-9	2-3	37-41
Totals		3-3	32-32	31-41	27-34	6-15	101-125

2013 Game-By-Game

Date	Opp.	Pts.	M	A	BK	M	A	BK	Yardages
09/09	Hou	4	4	4	0	4	0	0	0
09/15	at Phi	15	3	3	0	4	4	0	496, 446, 336, 466
09/22	at Ten	5	2	2	0	1	2	1	448, 388
09/29	Dal	12	3	3	0	3	3	0	366, 426, 236
10/06	at Oak	5	2	2	0	1	2	1	378, 356
10/14	Ind	13	1	1	0	4	4	0	316, 336, 346, 506
10/20	at Jax	6	3	3	0	1	1	0	206
11/03	at Was	6	3	3	0	1	1	0	196
11/10	Den	8	2	2	0	2	3	0	286, 406, 371W
11/17	at Mia	10	1	1	0	3	3	0	276, 506, 296
11/24	at KC	11	5	5	0	2	2	0	306, 306
12/01	Cin	4	1	1	0	1	1	0	486
12/08	NVG	13	4	4	0	3	3	0	366, 276, 436
12/12	at Den	9	3	3	0	2	2	0	386, 366
12/22	Oak	14	2	2	0	4	4	0	276, 486, 286, 336
12/29	KC	9	3	3	0	2	2	0	226, 366
Totals		144	42	42	0	34	37	2	
01/05	at Cin+	9	3	3	0	2	2	0	256, 236
01/12	at Den+	5	2	2	0	1	2	0	531W, 306
Totals		14	5	5	0	3	4	0	

2012 Game-By-Game

Date	Opp.	Pts.	M	A	BK	M	A	BK	Yardages
09/30	at KC	13	4	4	0	3	3	0	246, 476, 456
10/07	at NO	6	3	3	0	1	2	0	206, 55N
10/15	Den	6	3	3	0	1	1	0	326
10/28	at Cle	6	0	0	0	2	2	0	436, 316
11/01	KC	7	4	4	0	1	1	0	256
11/11	at TB	6	3	3	0	1	1	0	346
11/18	at Den	3	3	3	0	0	0	0	
11/25	Bal	7	1	1	0	2	2	0	476, 306
12/02	Cin	7	1	1	0	2	3	0	206, 196, 54N
12/09	at Pir	10	4	4	0	2	2	0	516, 396
12/16	Car	1	1	1	0	0	0	0	
12/23	at NYJ	9	3	3	0	2	2	0	516, 276
12/30	Oak	6	3	3	0	1	1	0	306
Totals		87	33	33	0	18	20	0	

2011 Game-By-Game

Date	Opp.	Pts.	M	A	BK	M	A	BK	Yardages
09/18	at NE	3	3	3	0	0	0	0	0
09/25	KC	8	2	2	0	2	2	0	356, 416
10/02	Mia	14	2	2	0	4	4	0	276, 486, 236, 386
10/09	at Den	17	2	2	0	5	5	0	246, 326, 286, 516, 356
10/23	at NYJ	3	3	3	0	0	0	0	0
10/31	at KC	12	0	0	0	4	5	0	446, 52N, 446, 426, 266
11/06	GB	8	5	5	0	1	1	0	526



PAT-Att.	Pct.	Pts.	Long	Tackles
15-15	100.0	30	40	0
0-0	0.0	9	35	0
10-10	100.0	25	47	0
7-7	100.0	25	43	2
41-42	.976	122	53	0
33-33	100.0	87	51	1
42-42	100.0	144	50	5
148-149	.993	442	53	8

Special Teams

PAT-Att.	Pct.	Pts.	Long	Tackles
5-5	100.0	14	30	2

Longest Attempt — 55 at Chicago Nov. 20, 2011

PATs — 5 (4 times) Last: at Kansas City Nov. 24, 2013

PAT Attempts — 5 (5 times) Last: at Kansas City Nov. 24, 2013

Surface/ (Playoffs Included)

Condition	1-19	20-29	30-39	40-49	50+	Total
Home	1-1	18-18	14-19	14-18	3-6	50-62
Away	2-2	14-14	17-22	13-16	5-9	51-63
Outdoors	3-3	30-30	31-39	27-33	8-14	99-119
Indoors	0-0	2-2	0-2	0-1	0-1	2-6
Grass	3-3	27-27	31-39	26-32	7-13	94-114
Turf	0-0	5-5	0-2	1-2	1-2	7-11

2013 Game-By-Game

Date	Opp.	Pts.	M	A	BK	M	A	BK	Yardages
11/10	Oak	5	2	2	0	1	2	0	206, 46N
11/20	at Chi	8	2	2	0	2	3	0	286, 55N, 486
11/27	Den	7	1	1	0	2	4	0	536, 256, 48N, 53N
12/05	at Jax	8	5	5	0	1	1	0	296
12/11	Buff	7	4	4	1	1	1	0	476
12/18	Bal	10	4	4	0	2	3	0	456, 37N, 286
12/24	at Det	4	1	1	0	1	1	0	226
01/01	at Oak	8	5	5	0	1	2	0	516, 44N
Totals		122	41	42	1	27	34	0	

2008 Game-By-Game

Date	Opp.	Pts.	M	A	BK	M	A	BK	Yardages
09/07	at NE	4	1	1	0	1	1	0	406
09/14	Oak	0	0	0	0	0	0	0	0
09/21	at Atl	2	2	2	0	0	1	0	32WR
09/28	Den	15	3	3	0	4	5	0	236, 216, 48WR, 436, 336
10/05	at Car	0	0	0	0	0	0	0	0
10/19	Ten	4	1	1	0	1	3	0	391W, 50RU, 266
Totals		25	7	7	0	6	10	0	

2006 Game-By-Game

Date	Opp.	Pts.	M	A	BK	M	A	BK	Yardages
10/15	Ten	2	2	2	0	0	0	0	0
10/22	at Ind	2	2	2	0	2	2	0	491U, 351W
11/05	Dal	8	2	2	0	2	3	0	286, 49WR, 476
11/12	at Phi	3	0	0	0	1	2	0	48WR, 326
11/19	at TB	5	2	2	0	1	1	0	456
11/26	Car	5	2	2	0	1	2	0	371W, 426
Totals		25	10	10	0	5	10	0	

2005 Game-By-Game (Ari)

Date	Opp.	Pts.	M	A	BK	M	A	BK	Yardages
12/04	at SF	9	0	0	0	3	3	0	306, 356, 186
12/11	Was	0	0	0	0	0	0	0	0
12/18	at Hou	0	0	0	0	0	0	0	0
12/24	Phi	0	0	0	0	0	0	0	0
01/01	at Ind	0	0	0	0	0	0	0	0
Totals		9	0	0	0	3	3	0	

2005 Game-By-Game (Was)

Date	Opp.	Pts.	M	A	BK	M	A	BK	Yardages
09/19	at Dal	2	2	2	0	0	0	0	0
10/02	Sea	8	2	2	0	2	3	1	386, 406, 386
10/09	at Den	7	1	1	0	2	3	1	346, 388, 386
10/16	at KC	3	3	3	0	0	0	0	0
10/23	S.F.	10	7	7	0	1	1	0	276
Totals		30	15	15	0	5	7	2	

* Denotes postseason game

74

RICH OHRNBERGER

Center-Guard
6-2, 300
6th NFL Season
2nd with Chargers

UFA (Arizona)- '13
Penn State
East Meadow HS
East Meadow, N.Y.

The Chargers retained a key contributor on the offensive line when they re-signed Ohrnberger to a one-year deal in April.

Ohrnberger originally signed with the Chargers in 2013 as an unrestricted free agent from Arizona. He played in 15 games in 2013, including playoffs, and started at right guard in the Chargers' 30-21 win over Dallas on Sept. 29. He proved to be a key reserve, seeing time at right guard, left guard and center during the season. Ohrnberger played perhaps his most critical role during the Chargers' Jan. 5 Wild Card playoff win at Cincinnati when he replaced an injured Nick Hardwick at center early in the contest. The offense didn't skip a beat with Ohrnberger in the lineup as the Bolts rushed for 196 yards and allowed just one sack in a 27-10 win to advance to the Divisional round.

Ohrnberger originally came into the NFL as a fourth-round draft pick by the New England Patriots in 2009. He spent the 2009-11 seasons with the Patriots before signing with Arizona in 2012. Including last season in San Diego, he's played in 31 career games and made five starts.

Ohrnberger has a reputation for being a wise guy. He has become a cult figure on twitter with his off-color tweets and is followed by more than 25,000 fans on the social media site with his handle, @ohrnberger. While at Penn State, Ohrnberger once impersonated a teammate during a media conference call and he performed a live stand-up comedy routine at the Hollywood Improv during team activities leading up to the Nitlany Lions appearance in the 2009 Rose Bowl.

twitter



TRANSACTION HISTORY: Fourth-round pick (123) by New England, April 26, 2009...signed June 16...waived Sept. 4, 2010...re-signed to Patriots' practice squad, Sept. 6...signed to active roster, Sept. 29...waived Feb. 22, 2012...signed with Arizona, Aug. 1...contract expired March 12, 2013...signed with Chargers, March 22...re-signed one year deal, April 9, 2014.

2013: Sept. 22 at Tennessee, took over early at left guard for injured Chad Rinehart and later moved to right guard when injuries forced re-shuffling of offensive line...lone start of season as right guard in 30-21 win Sept. 29 vs. Dallas...saw action at right guard in Oct. 20 win at Jacksonville when injuries again hit line...saw first action of season at center Nov. 10 vs. Denver after Nick Hardwick left game with stinger...took over again for Hardwick early in Jan. 5 wild card playoff win at Cincinnati. **2012:** Took over at right guard for injured Adam Snyder Oct. 21 at Minnesota...started for Snyder Oct. 29 vs. San Francisco and Nov. 4 at Green Bay...started at center for injured Lyle Sendlein Dec. 2 at New York Jets and Dec. 9 at Seattle...injured knee vs. Seahawks and placed on "Reserve-Injured" Dec. 10. **2011:** Missed entire season after being placed on

injured-reserve Sept. 3 due to head injury. **2010:** Spent first three weeks of season on practice squad...inactive for 11 games but made season debut Dec. 26 at Buffalo...saw time at right guard in Jan. 2 season finale at Miami...inactive for divisional playoffs Jan. 16 vs. Jets. **2009:** NFL debut vs. Jets Nov. 22 as reserve right guard...played Dec. 6 at Miami and Dec. 20 at Buffalo...inactive for Jan. 10 playoff game vs. Baltimore.

COLLEGE: First-team All-Big Ten and third team All-America by Associated Press as senior...second-team all-conference as junior...started 35 career games...redshirted in 2004...played at Penn State from 2005-08...human development and family studies major.

PERSONAL: Born in Syosset, N.Y...2003 New York AA Player of Year and recipient of Thorp Award as most outstanding player in Nassau County after not allowing sack as senior at East Meadow (N.Y.) High School...also two-time all-conference, all-county, all-metro and All-Long Island selection as well as two-year team captain...served as team's punter and lettered in lacrosse.

Games Played-Started: 2009 (3-0, New England); 2010 (2-0, New England); 2011 (0-0, "Reserve-Injured" New England); 2012 (13-4, Arizona); 2013 (13-1, San Diego); **Total** (31-5).

Postseason Games Played-Started: 2013 (2-0, San Diego).

CHARGERS GREATEST COMEBACK WINS

Date	Opponent	Trailed by:	Final Score
Nov. 12, 2006	at Cincinnati	21 in third quarter (7-28)	49-41
Dec. 14, 2008	at Kansas City	18 in third quarter (3-21)	22-21
Sept. 4, 1994	at Denver	18 in second quarter (6-24)	37-34
Nov. 22, 1998	Kansas City	17 in fourth quarter (17-34)	38-37
Nov. 19, 2006	at Denver	17 in third quarter (7-24)	35-27
Jan. 8, 1995	Miami	15 in third quarter (6-21)	22-21
Dec. 9, 2007	at Tennessee	14 in fourth quarter (13-17)	23-17 (OT)
Nov. 18, 1984	Miami	14 in fourth quarter (14-28)	34-28 (OT)
Nov. 13, 1994	at Kansas City	13 in third quarter (0-13)	14-13
Dec. 17, 1989	at Kansas City	13 in second quarter (0-13)	20-13
Nov. 8, 1987	at Indianapolis	13 in third quarter (0-13)	16-13
Sept. 10, 1960	Dallas Texans	13 in fourth quarter (7-20)	21-20



JOHN PHILLIPS

Tight End
6-5, 251
6th NFL Season
2nd with Chargers

UFA (Dallas) - '13
Virginia
Bath County HS
Hot Springs, Va.

In his first season with the Chargers, Phillips proved to be a solid addition to the Bolts' offense. Primarily utilized for his blocking skills, Phillips lined up at multiple spots as a tight end, an H-back and even occasionally as a full-back. He played in 15 games and made five starts, but his season was cut short by a right knee injury suffered early in the Chargers' Dec. 22 game against Oakland. Phillips only caught four passes last season, but the injury occurred just as he made his fourth. He spent the entire offseason rehabbing and is looking forward to making a spirited return in 2014.

Phillips is a native of Warm Springs, Virginia, a small-town in the middle of the Allegheny Mountains, about 200 miles southwest of Washington D.C. that borders both Virginia and West Virginia. Warm Springs has a population of less than 150 and the town is so small that it doesn't even have a spotlight. People who live in that part of the country make ends meet by living off the land. Phillips grew up doing the same, hunting and fishing in Warm Springs' rural environment. He's hunted since childhood, pursuing everything from deer, turkey, bobcats and even bears. He also enjoys trout fishing in the rivers of Bath County and bass fishing in its lakes.

Despite his rural upbringing, Phillips was a three-sport star at Bath County High School, earning all-state honors in football and baseball, and all-district honors in basketball. An excellent student, he attended the University of Virginia, one of the nation's top academic institutions, and earned a degree in sociology in less than four years.

Phillips' wife, Nikki, also attended Virginia where she started for four seasons for the Cavaliers' soccer team. She was drafted by Chicago in the second round of the 2009 Women's Professional Soccer League Draft and now plays for FC Kansas City in the National Women's Soccer League. She also competes for Poland's National Team.

Phillips continues to extol the grounded roots instilled in him from his Virginia upbringing. His vehicle of choice is a 1999 Chevy Tahoe that he purchased used in college with 90,000 miles on the odometer.

Phillips shared a house in college with several current and former NFL players, including St. Louis Rams defensive end Chris Long, who was the No. 2 overall selection in the 2008 NFL Draft.



TRANSACTION HISTORY: Sixth-round pick (208) by Dallas, April 26, 2009... signed with Cowboys, July 29...contract expired, March 12, 2013...signed three-year deal with Chargers, March 14.

2013: Season-long 13-yard catch Nov. 17 at Miami...injured right knee after making catch Dec. 22 vs. Oakland...placed on "Reserve-Injured" list Dec. 24.

2012: Season-high three catches, including one-yard touchdown catch Oct. 28 vs. New York Giants. **2011:** Season-high three special teams tackles Oct. 23 vs. St. Louis... first regular-season touchdown catch (12 yards) Dec. 11 vs. Giants. **2010:** Injured right ACL during Aug. 8 Hall of Fame Game vs. Cincinnati in Canton, Ohio...four catches for 60 yards vs. Bengals before being hurt...placed on "Reserve-Injured" list Aug. 31 and missed regular season.

2009: NFL debut Sept. 13 at Tampa Bay... first-career catch Nov. 1 vs. Seat-

le...career-long 23-yard catch in Dec. 19 win over previously undefeated New Orleans Saints...first career touchdown catch (one yard) for first points of game in 34-14 win over Philadelphia in Jan. 9 Wild Card Playoffs.

COLLEGE: Team captain and first-team All-ACC as senior after 48-catch season, second-best by tight end in school history...finished career with 69 catches for 670 yards and five touchdowns...played at Virginia from 2005-08...earned degree in sociology.

PERSONAL: Born in Lowmoor, Va...two-time first-team all-state, and All-Roanoke Times and region defensive player of year as senior at Bath County High School in Hot Springs, Va...all-district basketball and baseball player, adding all-state honors on baseball diamond.

Regular Season Year	Team	G-S	Receiving				Special Teams		Kickoff Returns			
			No.-Yds.	Avg.	Long	TD	Tackles	No.-Yds.	Avg.	Long	TD	
2009	Dallas	16-4	7-62	8.9	23	0	1	0-0	0.0	0	0	
2010	Dallas		Reserve-Injured									
2011	Dallas	16-7	15-101	6.7	121	1	15	2-26	13.0	16	0	
2012	Dallas	16-7	8-55	6.9	19	1	6	1-20	20.0	20	0	
2013	San Diego	16-5	4-30	7.5	13	0	4	0-0	0.0	0	0	
	Totals	63-23	34-248	7.3	23	2	26	3-46	15.3	20	0	

Postseason Year	Team	G-S	Receiving				Special Teams	
			No.-Yds.	Avg.	Long	TD	Tackles	
2009	Dallas	2-1	1-1	1.0	1	1†	1	

Regular-Season Single-game Highs

Receptions — 4 at Arizona Dec. 4, 2011

Receiving Yards — 40 at New Orleans Dec. 19, 2009

Receiving Long — 23 at New Orleans Dec. 19, 2009

Receiving TDs — 1 (2 times) Last: vs. New York Giants Oct. 28, 2012

Receiving Long TD — 121 vs. New York Giants Dec. 11, 2011

91

KENDALL REYES

Defensive End
6-4, 300
3rd NFL Season
3rd with Chargers

Draft 2 - 12
Connecticut
Nashua North HS
Nashua, N.H.



The Chargers' second-round pick in the 2012 NFL Draft, Kendall Reyes will play the 2014 season with a heavy heart. In February, his father, Gerard Reyes, passed away unexpectedly in Florida at the age of 49 after coming down with a strain of the H1-N1 flu virus. Reyes' dad fell ill toward the end of the 2013 season and Kendall was able to be by his side during his final few weeks after the Chargers had been eliminated from the NFL playoffs. Reyes comes from a tight-knit family and needless to say, his father's passing hit the entire family hard.

His death came following a 2013 season in which Reyes started every game, including two postseason contests. He ranked second on the team behind fellow defensive end Corey Liuget in sacks, pressures and quarterback hits. Heading into their third season playing together, Reyes and Liuget, the team's first-round pick in 2011, have partnered to give the Bolts' a formidable pair of bookends on the defensive line.

Reyes made a giant impact as a rookie in 2012, leading the defensive line in pressures and quarterback hits, while ranking third on the team in sacks and tackles for loss. He recorded his first two NFL sacks against future Hall of Fame quarterback Peyton Manning and during a December road win in New York against the Jets. Reyes racked up 3.5 sacks, the most by a Chargers rookie in 26 years. He closed out his initial campaign by earning All-Rookie honors from ESPN.com.

TRANSACTION HISTORY: Second-round pick (49), April 27, 2012...signed May 11.

2013: First sack of season in Sept. 29 win over Dallas...in 19-9 win over Indianapolis on ESPN's Monday Night Football, led team with four quarterback hits and two pressures, while recording fourth-quarter sack...sack late in third quarter of Dec. 8 win over New York Giants...big effort in Dec. 29 overtime win vs. Kansas City that put Chargers into playoffs...3rd-and-10 sack late in third quarter set up touchdown drive that brought Bolts to within three points...then had five-yard tackle for loss on first down play at end of Chiefs' last drive in overtime, series that ended on downs three plays later. **2012: ESPN All-Rookie Team.** Led team with three quarterback pressures and three hits on Drew Brees in Oct. 7 NBC Sunday Night Football game at New Orleans...first two NFL sacks vs. Denver's Peyton Manning Nov. 18 at Sports Authority Field...racked up 3.5 sacks Dec. 23 vs. New York Jets...most sacks by Chargers rookie since

Regular Season

Year	Team	G-S	Tack.-Asst.	Total	Sacks-Yds.
2012	San Diego	16-4	20-14	34	5.5-33.5
2013	San Diego	16-16	28-14	42	5-28
	Totals	32-20	48-28	76	10.5-61.5

Postseason

Year	Team	G-S	Tack.-Asst.	Total	Sacks-Yds.
2013	San Diego	2-2	1-2	3	0-0

Single-game Hits

Tackles — 6 at New York Jets Dec. 23, 2012
Sacks — 3.5 at New York Jets Dec. 23, 2012

A native of Nashua, New Hampshire, Reyes was a 220-pound wide receiver as a prep. He scored the first touchdown in North High School history on an 85-yard kickoff return. He also excelled on the hardwood, starting at power forward for the school's basketball team and he was one of state's premier track and field performers. This was in addition to a term as class vice president. It led him to Connecticut, where Reyes added 80 pounds to his wide receiver's frame and became an All-Big East defensive end. He is so athletic that he can complete a running backflip and at the 2012 NFL Combine, Reyes turned heads by bench-pressing 36 reps at 225 pounds, tied for second-most among all defensive linemen at that year's Combine. When the Chargers selected Reyes with the 49th overall pick in the 2012 NFL Draft, he became the first player from Nashua North High to be drafted and the city's first player drafted since 1988 when the Cincinnati Bengals chose tackle Herb Webster in the fifth round.

Reyes is still revered in Nashua. In 2013, the Boys and Girls Club of Greater Nashua inducted him into its Hall of Fame. Reyes spent many days and hours at the boys and girls club as a youth, sharpening his athletic and academic skills in a safe and secure environment. He still works closely with the Club to help develop initiatives for today's youth. He also sponsored a local program in San Diego in 2013, helping to raise awareness and funds for the Boys and Girls Clubs of San Diego.



Leslie O'Neal's five vs. Dallas in 1986...sacks resulted in 18.5 yards in losses...helped put away game late with back to back 2nd and 3rd-down sacks.

COLLEGE: Team captain and first-team All-Big East as junior and senior...first-team All-Eastern College Athletic Conference as senior...10th-most tackles for loss in school history (32.5)...52 games played with 40 starts, tallying 142 tackles, 11.5 sacks, three forced fumbles and two interceptions...79-yard interception return in 2010 was seventh-longest in school history...redshirted in 2007...played at Connecticut from 2008-11...communications degree.

PERSONAL: Born in Nashua, N.H...two-time all-state and all-conference wide receiver and defensive end at Nashua North High...selected to play in 2007 Shriners' All-Star game...honor roll student and class president as sophomore...team captain of football, basketball and track teams.

Int.-Yds.	Long	TD	Pass	Fumbles	TFL	Special Teams
			Def.	For.-Rec.		
0-0	0	0	1	0-0	9	0
0-0	0	0	2	0-0	5	0
0-0	0	0	3	0-0	14	0

Postseason Single-game Hits

Tackles — 3 at Denver Jan. 12, 2014



78

CHAD RINEHART

Guard
6-5, 321
7th NFL Season
2nd with Chargers

UFA (Buffalo) - '13
Northern Iowa
Boone HS
Boone, Iowa

The Chargers and Rinehart agreed to a new two-year contract in March. Rinehart endured a tough first year with the Chargers. The team's starting left guard to open the season, Rinehart missed five games early on after suffering a painful toe injury during the Bolts' Week 3 game in Tennessee. When he returned, injuries at other positions on the offensive line forced a bit of a reshuffling. Rinehart was called upon to start three games at right guard before returning to the left side for the team's final four games of the regular season and the playoffs. Having Rinehart back at left guard late in the year paid dividends. The Chargers rushed for more than 100 yards in each of the last four regular-season games, capped off by a season-high 196 yards in the regular season finale against Kansas City that boosted the Bolts into the playoffs for the first time since 2009.

Rinehart hails from the small town of Boone, Iowa (pop. 12,000) and he fits the mold of the stereotypical corn-fed midwestern offensive lineman. He

worked on a corn farm as a youth, doing chores such as baling hay and detasseling corn. The son of a truck driver father and school teacher mother, Rinehart was being sought by the Naval Academy, but he instead enrolled at Northern Iowa as a 6-foot-5, 300-pound offensive lineman. He had a stellar career for the Panthers, posting a career blocking consistency grade that was the highest of any NCAA Division I-AA player over the previous 15 years. He earned All-America and all-conference honors and was a finalist for the Draddy Award, which goes annually to the nation's top scholar-athlete and community citizen. Rinehart is still a popular figure in his native Iowa. He's remained active in the community, supporting both the YMCA and the Boone Chamber of Commerce.

TRANSACTION HISTORY: Third-round pick (96) by Washington, April 27, 2008...signed with Redskins, July 15...waived Sept. 4, 2010...signed to New York Jets' practice squad, Sept. 29...released Oct. 12...signed to Buffalo's practice squad, Oct. 18 and signed to Bills' active roster, Dec. 7...re-signed with Bills, April 23, 2012...contract expired March 12, 2013...signed with Chargers March 14...re-signed two year contract, March 12, 2014.

2013: Started Weeks 1-3 at left guard...injured toe Sept. 22 vs. Tennessee and inactive Weeks 4-8...returned to starting lineup Nov. 17 at Miami, starting next three games at right guard...moved back to left guard Dec. 8 vs. New York Giants, starting there for last four regular-season games as well as Jan. 5 wild card playoffs at Cincinnati and Jan. 12 divisional playoffs at Denver. **2012:** Saw reserve action first five games and started at right guard Oct. 14 at Arizona and Oct. 21 vs. Tennessee...injured ankle vs. Titans and placed on "Reserve-Injured" list Nov. 2. **2011:** Took over for injured Craig Urbik at right guard in second quarter Sept. 18 vs. Oakland and helped Bills rush for 217 yards while offensive line didn't allow any sacks...started at right guard Sept. 25 vs. New England and Oct. 2 at Cincinnati...O-line allowed zero sacks and offense generated 448 total

yards vs. Patriots...started Games 7-10 at left guard after Adam Levitre took over at left tackle for injured Chris Hairston...started final six games at right guard. **2010:** Started season on practice squads of New York Jets and Bills...signed to Buffalo's active roster Dec. 7 and played final four games, starting last three at right guard. **2009:** First-career game and start Sept. 27 at Detroit...started four games, including Dec. 23 at Dallas when he suffered fractured fibula...placed on injured-reserve Nov. 24. **2008:** Inactive Games 1-13...active but did not play Games 14-16.

COLLEGE: FCS first-team All-America as senior and second-team as junior...first-team All-Gateway Conference as sophomore, junior and senior...finalist for 2007 Draddy Award given by National Football Foundation to nation's top scholar-athlete and community citizen...played in 47 games with 44 starts at left tackle...played at Northern Iowa from 2004-07...sports psychology major.

PERSONAL: Born in Boone, Iowa...two-time second-team all-state and first-team all-district lineman at Boone High School...state qualifier in discus.

Games Played-Started: **2008** (0-0, Washington); **2009** (4-4, Washington); **2010** (4-3, Buffalo); **2011** (16-12, Buffalo); **2012** (7-2, Buffalo); **2013** (11-0, San Diego); **Total** (42-31).

Postseason Games Played-Started: **2013** (2-2, San Diego).

CHARGERS REGULAR-SEASON STREAKS

Consecutive Victories

Most (15) Nov. 27, 1960—Dec. 3, 1961
At Home (10) Nov. 13, 1960—Dec. 17, 1961
Start of Season (11) Sept. 10, 1961—Nov. 19, 1961

Consecutive Losses*

Most (11) Sept. 3, 2000—Nov. 19, 2000
Sept. 21, 1975—Nov. 30, 1975
Sept. 21, 1975—Nov. 16, 1975
At Home (6) Oct. 6, 1985—Oct. 26, 1986
On Road (11) Sept. 3, 2000—Nov. 19, 2000
Start of Season (11) Sept. 21, 1975—Nov. 30, 1975

* Chargers went 14 games (12 losses, 2 ties) without victory on road, 1970-72.

17

PHILIP RIVERS

Quarterback
6-5, 228
11th NFL Season
11th with Chargers

Trade (New York Giants) - '04
North Carolina State
Athens HS
Decatur, Ala.

As 2013 NFL Comeback Player of the Year, a Pro Bowl pick for the fifth time in his career, and Team MVP for the fifth time in his career, Rivers led the Chargers to the playoffs after one of the most impressive statistical seasons of his career.

Rivers completed a team-record and NFL-leading 69.5 pct. of his passes (378 of 544) for 4,478 yards (third-highest of his career) with 32 touchdowns (second-most of his career) and just 11 interceptions for a team record-tying passer rating of 105.5. He set a team mark for single-season completions (378) and ended the regular season having thrown a touchdown in 20 straight games, tied for the second-longest streak in team history.

Rivers had four games in 2013 with 390-or-more yards passing, tied with Dan Marino (1984) and Joe Montana (1990) for the most in a season in NFL history. He had three games in which he completed at least 20 passes and 80 percent of his pass attempts joining Brett Favre (2009) and Drew Brees (2011) as the only quarterbacks in NFL history to do so three times in a season. Also during the season, Rivers became the first quarterback in team history to throw for more than 400 yards in consecutive games. He had a team-record three 400-yard games in 2013, raising his career total to six, tied with Dan Fouts for most in team history. Rivers also had five 300-yard games, raising his career total to 33.

Aside from his impressive yardage totals, where Rivers improved the most in 2013 was in his touchdown-to-interception ratio. The same quarterback who threw 63 touchdowns and 48 interceptions over the last three regular seasons posted nearly a 3-to-1 ratio in 2013 with 32 scoring strikes and just 11 interceptions. It marked his third-career season with at least 30 touchdown passes.

Rivers extended his team-record streak of seasons with 25-touchdown passes to six, becoming just the third quarterback in NFL history with at least six straight 25 touchdown seasons (Peyton Manning and Drew Brees being the others). Rivers also passed for more than 4,000 yards for the fifth time in his career to become just the sixth quarterback in NFL history with at least five 4,000-yard seasons. He missed a third 4,500 yard season by just 22 yards.

Rivers' passer rating for the 2013 season (105.5) was nearly 10 points higher than his career rating of 96.0 and his 69.5 completion percentage was more than five percentage points higher than his 64.4 career ledger. He is the franchise's all-time leader in both categories.

Rivers also enjoyed one of the best postseasons of his career in 2013 as led the Chargers to the divisional round. He continued to complete passes at a blistering rate (69.8 pct.) by going 30 of 43 for 345 yards with three touch-

downs and no interceptions for a 116.9 passer rating. He also improved his record in Wild Card playoff games to 4-0.

Ranked No. 34 on the NFL Network's list of the top 100 players heading into 2014, Rivers has 32,369 career passing yards and 221 touchdown passes, and he'll likely reach the 35,000-yard and 250-touchdown pass thresholds this season. Only 19 quarterbacks in NFL history have reached the 35,000-yard mark and only 15 have thrown at least 250 touchdown passes. One of those, however, is Chargers Hall of Fame quarterback Dan Fouts, who is the franchise leader with 254 career scoring throws.

Rivers also has started 128 consecutive regular-season games, second-most in the NFL among active quarterbacks behind Eli Manning's 151.

Rivers became the Chargers' starting quarterback in 2006 and has gone 79-49 (.617) in the regular season as the team's starter. It includes a mark of 45-19 (.703) at home, 34-30 on the road and 34-14 (.708) in AFC West games. He led the team to AFC West titles in each of his first four seasons as the starter and has taken the Bolts to the playoffs five times. Since 2006, Rivers' 32,221 passing yards are second in the NFL to New Orleans quarterback and former Chargers signal-caller Drew Brees' 38,733.

Rivers' knack for strong finishes came to the forefront again in 2013 as he led the Chargers to a record of 4-1 in December, including wins over each of the Bolts' AFC West rivals, Denver, Kansas City and Oakland. All-time, he is the NFL's third highest-rated passer in December/January (99.0) with a 71-to-22 touchdown-to-interception ratio, including 10 touchdowns and only three interceptions in 2013. Rivers improved his regular-season record in those months to 33-6 (.846). Rivers also maintained his position as one of the NFL's top quarterbacks for the second half of the season as his 97.7 passer rating in Weeks 9-16 is second all-time to only Green Bay's Aaron Rodgers (105.1). Rivers' career record as a starter after Nov. 1 is 50-21 (.704).

Family is one of the defining elements of Rivers' career. He and his wife, Tiffany, grew up together in Alabama and were married after Philip's freshman season at North Carolina State. The couple has seven children, five girls and two boys. The youngest, Rebecca, was born last October. It is not uncommon to peer down on the field at Qualcomm Stadium after games and see Rivers out on the field engaged in a game of catch with his kids.

Rivers is also very close to his brother, Stephen, who is following in his footsteps as a quarterback with future NFL potential. Stephen started his career at

Best QB-TE Combo Ever

The Chargers have the best quarterback-tight end combo in NFL history as Rivers and Antonio Gates have connected on 62 touchdown passes, most in NFL history for a quarterback-tight end duo. On Sept. 29, 2013 against Dallas, Rivers threw his 200th career touchdown pass to Gates. Gates was also on the receiving end of Rivers' 100th-career touchdown pass, which coincidentally also came against the Cowboys in a game on Dec. 13, 2009.



Commencement Address

In May, Rivers was invited to deliver the commencement speech to graduating seniors at Catholic University in Washington, D.C. The University also presented him with an honorary Doctor of Humane Letters degree. This is the second time in the last three years that Rivers has been invited to deliver a commencement address. In 2012, he returned to his alma mater, North Carolina State University, to speak at the school's graduation ceremonies.



LSU, but transferred to Vanderbilt this offseason where he's expected to compete for a starting job. He'll have two years of eligibility remaining.

Beyond providing for his own family, Rivers has also dedicated a large part of his life toward helping to find permanent, loving homes for foster kids. In 2011, he was named one of three finalists for the prestigious Walter Payton NFL Man of the Year Award for his work with the Rivers of Hope Foundation, an endeavor he and Tiffany oversaw from 2010-12 to help unwanted, abandoned and orphaned children. The Foundation raised more than \$1,000,000 for the cause through football camps, a 5K Fun Run and personal contributions from Rivers. The Foundation also supported the San Pasqual Academy, a residential education campus designed specifically for foster teens.

Rivers originally came to the Chargers in 2004 in a blockbuster trade with the New York Giants. Less than an hour after the Bolts selected Manning with the No. 1 pick in the '04 NFL Draft, Manning was on his way to the Big Apple in exchange for Rivers and a slew of draft picks. Rivers spent the majority of his first two years on the sidelines behind Brees, taking the reins in 2006. His first campaign was memorable as Rivers was voted to the Pro Bowl after leading the Chargers to a team-record 14 wins, including 10-straight to close out the season. The Chargers finished undefeated at home for the first time in team history and the '06 squad scored a team-record 492 points. During the season, Rivers became the first quarterback in NFL history to rally a team from 17-point deficits in consecutive weeks at Cincinnati and Denver. In the midst of those two wins, Rivers led 19-straight scoring drives that ended in touchdowns, a team record and the fifth-longest streak in NFL history. He finished the year as the NFL leader in passer rating during the fourth quarter (116.6) and the third and fourth quarters combined (99.3).

In Rivers' second season as a starter (2007), he led the Chargers to the AFC Championship Game. The Chargers took an eight-game win streak into the title game and Rivers' toughness, both mental and physical, was put on full display in the final weeks of the regular season and the playoffs. During a December victory at Tennessee, Rivers had to leave the game after spraining his knee in the first half. He returned in the second half and led the Chargers to a come-from-behind victory in overtime. He continued to play and fought through the final month of the season in severe pain. A different knee injury sent him to the sideline during the Bolts' Divisional Playoff game in Indianapolis and after backup Billy Volek led the Chargers to an improbable win over the Colts, Rivers had arthroscopic surgery to repair a torn ACL on Monday and just six days later he started and took every snap on a frigid day in the AFC Championship Game at New England.

In 2008, Rivers threw a team-record 34 touchdown passes, tied with Brees for most in the NFL. He recorded his first 4,000-yard season and led the league with a team-record passer rating of 105.5, joining Brees as the only quarterbacks in team history to post a season rating of 100.0 or higher. Rivers posted the NFL's second-highest passer rating on third downs (110.7) and in the fourth quarter (111.7), throwing an NFL-best 15 touchdown passes on third down while leading the Chargers to an NFL-best 152 points in the fourth quarter. He logged six 300-yard games, the most since Fouts had seven in 1985, including back-to-back

games, something not done by a Chargers quarterback since 1991. And Rivers capped off 2008 with a sensational December, leading the Chargers to the playoffs with a 4-0 mark to improve his career record in December to 14-0. He completed 80 of 121 (66%) in Dec. for 1,054 yards, with 11 touchdowns and just one interception. His passer rating for the month, a lofty 120.3, was second in the NFL.

The 2009 season saw Rivers selected to the Chargers' 50th Anniversary All-Time Team. He threw for 4,254 yards, tossed 28 touchdown passes and posted a rating of 104.4. He was one of only five QBs in '09 to pass for more than 4,000 yards, throw 25 or more touchdowns and record a season passer rating higher than 100.0. Four times — tied with Brett Favre for most in the NFL — Rivers posted a single-game passer rating of 130.0 or better. During an 11-game win streak to close out the regular season, Rivers completed 69.0% of his passes and posted a rating of 112.0. He threw 21 touchdown passes and only six interceptions and his cumulative passer rating during those 11 weeks was the highest in the NFL. At the conclusion of the 2009 season, Rivers' fourth as a starter in the NFL, he'd thrown 105 touchdown passes to only 44 interceptions. It marked the NFL's best-ever touchdown-to-interception ratio by a quarterback in his first four years as a starter.

In 2010, Rivers threw for a career-high and NFL-leading 4,710 yards. It was the 10th-most yards for a single season in NFL history and third-most in team history. He posted a career-high six 300-yard games, including a team-record 455-yard performance in Seattle. The 4,000-yard season was his third-straight, tying Fouts for the most in team history. By the midpoint of the '10 season, Rivers had thrown for 2,649 yards, an NFL record for the first eight games of a season, breaking yet another mark which Fouts (2,580) had set in 1982. Rivers completed an NFL-leading 66 passes of at least 20 yards, 12 of which went for touchdowns, second-most in the NFL. Rivers ranked second in the NFL in passer rating (101.8), capping a 2008-10 stretch in which he was the only quarterback in the league to post a season passer rating over 100 each season. He joined Steve Young and Peyton Manning as the only passers ever to post a rating of 100.0-or-higher for three straight years. Rivers' rating was bolstered by a then team single-season record 56.0% completion percentage. And he threw 30 touchdown passes to become the first quarterback in team history with 25 or more in three-straight seasons. It included a team-record stretch of 23 straight games with a touchdown pass, surpassing the previous mark of 20-straight set by Fouts during the 1979-80 seasons. Amidst that streak was a pair of four-TD efforts in consecutive games against Houston and Denver, something that only Fouts (1985) and Brees (2004) had previously done for the Chargers. Eleven different players caught touchdown passes from Rivers in 2010, most in team history for a non-strike season.

In 2011, Rivers completed a team-record 366 passes and threw for 4,624 yards. He joined Dan Marino (1980-81), Warren Moon (1990-91), Manning (2009-10) and Brees (2010-11) as the only players in NFL history with back-to-back 4,500-yard passing seasons. And he joined Manning (1999-04 and 2006-10) and Brees (2006-11) as the only quarterbacks with at least four-straight 4,000-yard seasons. Demonstrating great peripheral vision and field awareness, four players had at least 50 catches for the Chargers in 2011, something that had only been done two other times in team history (1984 and '05). Late in the season, Rivers assembled a career-long string of 170 passes without an interception, easily surpassing his previous best of 143.

MR. DECEMBER

While former New York Yankees superstar Reggie Jackson was known as Mr. October, in San Diego, Rivers might as well be known as Mr. December.

Rivers propelled the Chargers into the postseason in 2013 by adding to his resume as one of the NFL's all-time leading quarterbacks in the month of December. He raised his career record in December to 30-6 by going 4-1 in 2013. Since 2006, it's the most wins in the NFL by any starting quarterback in the month. New England's Tom Brady is second with 28. Rivers ranks third all-time in the month of December with a passer rating of 98.9 that is bettered only by Green Bay's Aaron Rodgers (104.8) and Denver's Peyton Manning (100.7). In 37 career December games, Rivers has completed 682 of 1,087 (62.7 pct.) for 8,337 yards with 66 touchdowns and just 20 interceptions.



The Bolo Tie

Rivers became a bit of a folk hero in 2013 by regularly wearing bolo ties during Chargers road trips. When Head Coach Mike McCoy implemented a coat and tie policy for the team's road trips last season, Rivers, an Alabama native, decided he'd bring some southern flair to his coat and tie. The bolo tie was a huge hit on the NFL Network set after Rivers led the Chargers to a Dec. win in Denver (left) and then after the team's playoff win in Cincinnati, he sported a special custom-made bolo (right) that was given to him by San Diego resident Ted Williams.



The 2012 season marked perhaps the most trying of Rivers' career, but it paved the way for his selection as NFL Comeback Player of the Year in 2013. Rivers was limited to 3,606 yards passing in '12, ending a run of four straight 4,000-yard seasons. He threw 26 touchdown passes, but also was intercepted 15 times, tied for the second-most in a season during his career.

Rivers grew up in Decatur, Alabama. His dad, Steve, a former linebacker at Mississippi State, was the head football coach at Decatur High School and Philip was a water boy for the team. Rivers found his passion for the game by watching his dad up close and from backyard games in which the future Chargers signal-caller would mark out a field using chalk and pylons borrowed from the equipment room at Decatur High.

TRANSACTION HISTORY: Drafted in first-round (4) by New York Giants, April 24, 2004...traded to Chargers, April 24, 2004...signed six-year contract, Aug. 24, 2004...signed six-year extension thru 2015, Aug. 24, 2009.

2013: Pro Bowl...Associated Press and PFWA Comeback Player of the Year...Chargers Team MVP...Team Captain...threw three touchdown passes in first half in Sept. 9 season-opener vs. Houston...fourth-career game with three TDs in first half and second time against Texans (Oct. 28, 2007 at Houston)...finished night with four touchdown passes for fifth-career four-touchdown game and second versus Texans (Nov. 7, 2010 at Houston)...also helped set up TD with career-long 18-yard run...**AFC Offensive Player of Week** after leading Chargers to 40th win in franchise history, 33-30, Sept. 15 at Philadelphia...led late fourth-quarter game-winning nine-play, 51-yard field goal drive...drive consumed 1:44 and ended with seven seconds left in game...passed for 419 yards vs. Eagles for fourth-career 400-yard game...completed first 10 passes and finished career-high 36 completions (second-most in team history) with three touchdown passes to Eddie Royal and no interceptions...second-highest single-game completion percentage (83.3) Sept. 22 at Tennessee...completed 20 of 24 vs. Titans...**AFC & Monday Morning Quarterback Offensive Player of Week** after passing for 401 yards in 30-21 win over Dallas Sept. 29...fifth-career 400-yard game...posted 83.3 pct. completion percentage (35 of 42) vs. Cowboys, highest in NFL history for 400-yard passing game...became first QB in NFL history with completion percentage above 80 percent (min. 20 attempts) in consecutive games...also first-ever with completion percentage of 83.3 percent or higher in back-to-back games...threw 198th, 199th and 200th touchdown passes of career in Cowboys game to become NFL's 34th all-time and sixth-fastest (120 games) with 200...threw 200th to Antonio Gates (56 yards) in fourth quarter...Gates was also on receiving end of Rivers' 100th-career touchdown pass against Cowboys in game Dec. 13, 2009...completed all 12 third-quarter passes to cap stretch of 13 straight completions, tied for third-most in team history...passed for 411 yards Oct. 6 at Oakland to become first QB in team history with back-to-

back 400-yard games...was team-record third 400-yard game of season and sixth of career, tying Dan Fouts for most in team history...threw 201st and 202nd touchdown passes of his career vs. Raiders to move past John Hadl (201) for second in team history...game ball from Head Coach Mike McCoy after 24-6 win at Jacksonville Oct. 20...completed first 14 passes of game, his most-ever at start of game...also completed last two passes of previous week's game and 16 straight completions set new team mark...went 22 of 26 (84.6) vs. Jaguars for third game of season with completion percentage higher than 80.0...was second-highest completion percentage for game in his career...eclipsed 30,000 career yards during game to become fifth-fastest player in NFL history (123 games) to do so...**FedEx Air NFL Player of Week** after passing for 392 yards and three touchdowns, including 26-yard game-winner to Seyi Ajirrotutu with 24 seconds left in fourth quarter of 41-38 win at Kansas City Nov. 24...also threw season-long 60-yard TD pass to Ladarius Green in fourth quarter...led Chargers to 31 second-half points, including 17 in fourth quarter...went 11 of 13 for 199 yards and touchdown on third downs...marked fourth game of season with at least 390 yards, tying for most in season in NFL history...passed for 252 yards Dec. 1 vs. Cincinnati to raise season total to 3,633 for team-record, sixth-straight 3,500-yard season...season-high 137.4 passer rating in 37-14 win over New York Giants Dec. 8...completed 75 percent (21 of 28) with three TDs and no INTs...raised season touchdown total to 26, marking sixth-straight 25-TD season...led 6-7 Chargers to 27-20 upset win over 11-2 Broncos on short week in Dec. 12 NFL Network Thursday Night game at Sports Authority Field...threw touchdown passes of 19 and 10 yards to Keenan Allen and topped 4,000 yards for season during game for team-record fifth-career 4,000-yard season...Dec. 22 vs. Oakland, threw TD pass in 19th-straight game, tying John Hadl (1966-67) for third-longest streak in team history...led Chargers to playoffs for first time since 2009 with 27-24 overtime win against Kansas City Dec. 29...helped Bolts overcome 10-point deficit in fourth quarter and then led 16-play, 62-yard drive in overtime...three touchdown passes in game, including six-yarder to Royal in fourth quarter to raise season total to 30 for third-career 30-TD campaign...was 20th-straight game

PHILIP RIVERS' HONORS BOARD



Five-Time Pro Bowl selection (2006, 2009-11, 2013 seasons)



2013 NFL Comeback Player of the Year —
Associated Press and PFWA



2010 NFL Alumni Association Quarterback of the Year



Five-Time AFC Offensive Player of the Week &
Three-Time AFC Offensive Player of the Month



2010 USA Today Chargers MVP



Five-Time Chargers MVP (2009-11, 2013), Two-Time Offensive Player of the Year (2006, 2008) & co-Most Inspirational Player (2007)



Four-Time FedEx Air
NFL Player of the Week



Dallas Morning News' MVP (2009)

with TD pass, tying Fouts (1979-80) for second-longest streak in team history...went just 12 of 16 for 126 yards but threw four-yard touchdown pass to Allen in third quarter to lead Bolts to Jan. 5 Wild Card Playoff win at Cincinnati...was first playoff victory since 2008 season...threw pair of 16-yard touchdown passes to Keenan Allen in fourth quarter of Jan. 12 Divisional Playoff loss at Denver. **2012:** made 100th-career and 100th-straight start Sept. 30 at Kansas City...first completion of game, 14-yard screen to Jackie Battle, was 2,000th-career completed pass...also surpassed 25,000 career passing yards during Chiefs contest (104th career game) to become seventh fastest player to 25,000 yards...season-high 354-yards Oct. 7 at New Orleans...first-career four-interception game Oct. 15 vs. Denver...completed team-record 90.0% of passes (18 of 20) Nov. 1 vs. Kansas City in NFL Network Thursday Night game...only sixth time in NFL history that quarterback completed 90 percent or better in game (min. 20 att)...completed first 13 passes of game, tying mark for third-most consecutive completions in game in team history...first incompleteness of game was pass intentionally thrown out of back of end zone...passed for career-high 148 yards in first quarter Nov. 11 at Tampa Bay...ended first half 16 of 18 for 218 yards with three touchdowns and no interceptions for rating of 156.7...passed for 228 yards Nov. 25 vs. Baltimore to raise career total to 27,105 and move past John Hadl (26,938) for second-most career yards in team history...tied season-high with three touchdown passes in 34-24 win at Pittsburgh Dec. 9...posted season-high passer rating (142.0) in Dec. 30 finale vs. Oakland. **2011: Pro Bowl...Chargers MVP...**335 yards Sept. 11 vs. Minnesota were most in season opener...capped 13th-career fourth-quarter come back with 19-yard touchdown pass to Mike Tolbert with 5:01 remaining...went over 20,000 career pass yards Sept. 18 at New England on 29-yard pass to Vincent Jackson on first completion of game...first rushing touchdown (two yards) since 2009 Oct. 9 at Denver...tied career high with four touchdown passes Nov. 6 vs. Green Bay, including first opening drive touchdown of season...was fourth-career 4-TD game...finished with 385 yards, fourth-highest of career...also threw three interceptions vs. Packers, ending NFL-record streak of games started at start of career without a three-interception game at 90...previous mark (57) was set by Hall of Fame QB Joe Montana...Nov. 20 at Chicago, threw 150th and 151st touchdown passes of career to join Dan Fouts (254) and John Hadl (201) as only players in franchise history and 75th player in NFL history with 150 career scoring strikes...also went over 3,000 yards for season in game, marking sixth-straight year...posted season-high 146.1 passer rating in 38-14 win at Jacksonville Dec. 5 on ESPN's Monday Night Football...completed 22 of 28 (78%) for 294 yards with three touchdowns and no interceptions...52-yard touchdown pass to Malcolm Floyd was Chargers' longest since Week 4 vs. Miami...finished game with 1,842 career completions to pass John Hadl (1,824) for second in team history...three touchdown passes Dec. 11 vs. Buffalo increased season total to 22 marking at least 21 touchdown passes in all six seasons as starter...went over 4,000 yards for team-record fourth-consecutive season during NBC Sunday Night Football game vs. Baltimore Dec. 18...interception late in fourth quarter Dec. 24 at Detroit was first since Nov. 20 at Chicago and ended career-best string of 170-straight passes without one...was second-longest stretch in team history (Drew Brees, 194). **2010: Pro Bowl...NFL Alumni Association quarterback of Year...Chargers MVP...USA Today Chargers MVP...**334 yards vs. Jacksonville Sept. 19 for 16th-career 300-yard game, tying John Hadl for second in team history...team-record 455 yards Sept. 26 at Seattle on

TO GLOVE OR NOT TO GLOVE

During cold weather games the last couple years, Rivers started to wear a glove on his right throwing hand. The first time he did so was during a December game in Pittsburgh in 2012. Rivers led the Chargers to six straight wins while wearing a glove, not suffering his first loss with the glove until the Chargers fell to Denver in the 2013 Divisional Playoffs.

In seven games while wearing a glove on his throwing hand, Rivers has completed 114 of 182 pass attempts (62.6 pct.) for 1,419 yards with 15 touchdowns and no interceptions for a rating of 114.2



career-high 53 attempts...career-best 17th-consecutive game with touchdown pass...increased career yardage to 16,279, passing Stan Humphries (16,085) for third in team history. **AFC Offensive Player of Month (October)** after completing 125 of 185 (67%) for NFL-leading 1,562 yards with eight touchdowns and 101.2 quarterback rating...passing yards were NFL record for October — Dan Marino (1,555 in 1988)...team-record third AFC Player of Month honor for Rivers...148.1 passer rating Oct. 3 vs. Arizona was second-highest of career...431 yards Oct. 10 at Oakland was ninth in team history, including career-high 290 in first half...22 completions Oct. 17 at St. Louis to move past Humphries (1,335) for third in team history...team-record 21st-straight game with touchdown pass Oct. 31 vs. Tennessee...305 yards vs. Titans, raising season total to 2,649, most ever in NFL for first eight games of season (Fouts—2,580 in 1982)...tied career-high with four touchdowns Nov. 7 at Houston...137.2 passer rating was best of season on road...passed Steve Young (96.8) as NFL's all-time career passer rating (96.9) leader...second-straight four-touchdown game Nov. 22 vs. Denver...third quarterback in team history (Drew Brees, 2004 and Dan Fouts, 1985) with consecutive four-touchdown games...career-high (.826) completion percentage Nov. 28 at Indianapolis...23-game streak with touchdown pass ended vs. Colts...was team record and longest-active in NFL...25th touchdown Dec. 12 vs. Kansas City to become first Chargers quarterback with 25-plus touchdowns three straight seasons...threw 88th touchdown since '08 for most by Chargers' quarterback in three-year stretch (Fouts—87, 1979-81)...24 attempts vs. Kansas City to pass Humphries (2,350) for third in team history...went over 4,000 yards Dec. 16 vs. San Francisco for third straight year, matching Fouts' team record (1979-81)...threw 1,500th career completion vs. 49ers...posted 150.5 rating, second-highest of career...started Pro Bowl Jan. 30 at Aloha Stadium...was 17 of 26 for 192 yards with two touchdowns and two interceptions for AFC. **2009: Pro Bowl, Dallas Morning News' NFL MVP, Chargers MVP.** Game Ball Sept. 14 at Oakland after engineering game-winning touchdown drive of 89 yards in nine plays over final 2:30 of fourth quarter...completed 6-of-7 for 79 yards for 10th-career fourth-quarter come-from-behind victory...was one of two fourth-quarter touchdown drives...finished quarter with 144.4 rating...career-high 436 yards vs. Baltimore Sept. 20, tying Fouts, who was at stadium working as analyst for CBS, for fourth-best passing game in team history...included career-long 81-yard first-quarter touchdown pass to Darren Sproles for ninth-longest pass play in team history...Oct. 25 at Kansas City, throws career touchdown passes 86-88 for third on team's all-time touchdown passes list...included 58-yarder to Sproles...Nov. 1 vs. Oakland, streak of 143 passes without interception halted off tipped pass...first interception since Sept. 20, four-plus games...Game Ball after season-winning 18-yard touchdown to Vincent Jackson with 0:21 left in fourth quarter for 21-20 win at New York Giants Nov. 8...11th-career fourth-quarter game-winning touchdown drive...drive went eight plays, 80 yards and 1:46...Game Ball Nov. 15 vs. Philadelphia after completing career-high 80.0% and posting 131.8 rating...**December AFC Offensive Player of Month.** Game Ball after season-high 140.8 passer rating Dec. 6 at Cleveland...373 yards and two touchdowns vs. Browns...Game Ball Dec. 13 at Dallas...100th-career touchdown pass (14 yards to Antonio Gates) to tie as NFL's eighth-fastest to 100 (65 games)...Game Ball after leading game-winning 46-yard field goal drive in 0:51 left in fourth quarter Dec. 20 vs. Cincinnati...game-winning kick was 52 yards...308 yards passing and three touchdowns vs. Bengals...Oakland win at Denver minutes later clinches

COVER STORY

After the Chargers defeated the Cincinnati Bengals in the 2013 AFC Wild Card Playoffs, Rivers was featured on one of Sports Illustrated's regional covers promoting the divisional playoffs. It marked the second time in his career that Rivers adorned the cover of SI.

In September 2010, he and center Nick Hardwick shared the cover of the West Coast regional edition of SI's 2010 NFL Preview Issue.



fourth-straight AFC West title...Game Ball Dec. 25 at Tennessee after clinching No. 2 seed in playoffs and surpassing 4,000 yards for season...132.1 rating vs. Titans for fourth 130-plus game of season...did not play in Pro Bowl (injury).

2008: Pro Bowl first alternate...Chargers Offensive Player of Year and co-MVP...Chargers Alumni Offensive Player of Month (September)...season-high 377 yards Sept. 14 at Denver...**FedEx Air NFL Player of Week** after 48-29 victory vs. New York Jets on ESPN's Monday Night Football Sept. 22...first pass intercepted and returned for touchdown and completed next 19 of 24 for 250 yards and three touchdowns...**FedEx Air NFL Player of Week** vs. New England on NBC's Sunday Night Football Oct. 12...first-career 300-yard game (306) at Qualcomm Stadium and season-high passer rating (141.9)...two second-half touchdown passes in 20-19 win over Kansas City Nov. 9...316 yards vs. Chiefs for first back-to-back 300-yard games by Charger since John Friesz (1991)...led game-winning 14-play, 94-yard drive in 8:28, going 8-of-8 for 75 yards...no touchdowns Nov. 16 at Pittsburgh, ending 16-game streak, tied with John Hadl for third-longest in team history...**AFC Offensive Player of Month (December)...Offensive Player of Week by *AFC and Sports Illustrated.com*** after 22-21 win Dec. 14 at Kansas City...rallied team from 21-10 deficit in final 4:55 of fourth quarter, going 19 of 25 for 199 yards with two touchdowns and no interceptions while directing touchdown drives of 89 and 61 yards...game-winning touchdown pass to Jackson (10 yards) with 0:36 left...**ESPN.com Game Ball** after career-high four touchdowns in 41-24 win at Tampa Bay Dec. 21...rallied team from 24-20 fourth-quarter deficit with touchdown passes of five and 32 yards...clinched third-straight AFC West title in 52-21 win over Denver Dec. 28...rallied Chargers from 17-14 deficit in fourth quarter of Wild Card vs. Indy for 23-17 overtime win...directed game-tying field goal drive late in fourth quarter and game-winning touchdown drive on first series of overtime...308 yards and three touchdowns in Jan. 11 Divisional Playoffs at Pittsburgh.

2007: Chargers co-Most Inspirational Player...completed first 15 passes Sept. 23 at Green Bay, tying Fouts' team record...16th pass was intentionally thrown away thru back of end zone...**AFC Offensive Player of Week and FedEx Air NFL Player of Week** after season-best 151.4 passer rating Oct. 7 at Denver...first-career rushing touchdown and perfect 8-of-8 for 160 yards and two touchdowns (158.3) in third quarter vs. Broncos...Game Ball after three touchdowns Nov. 25 vs. Baltimore...injured (knee) in second quarter at Tennessee Dec. 9, but returned in third quarter and threw two fourth quarter touchdown passes to lead overtime come-from-behind victory...brought team back from 17-3 deficit in fourth quarter, capping 80-yard game-tying drive with touchdown to Gates with 0:09 remaining...Game Ball after 292 yards in Jan. 6 Wild Card win vs. Tennessee...25-yard touchdown to Vincent Jackson in third quarter gave Chargers first lead of game...4-of-4 for 55 yards on touchdown drive and 9-of-10 for 137 yards and touchdown (152.1) in third quarter...Left Jan. 13 Divisional Playoff win at Indy on last play of third quarter after hurting knee while throwing screen pass to Sprioles for 56-yard touchdown catch-and-run, putting Bolts up, 21-17...started and played entire AFC Championship Game Jan. 20 at New England with torn ACL in right knee.

2006: Pro Bowl...Chargers Offensive Player of Year...first-career start Sept. 11 at Oakland on ESPN's Monday Night Football...led Chargers to 27-0 win...went 8-of-11 (727) for 133.0 passer rating, second-highest completion percentage and third-highest rating for NFL quarterback making first career start in season opener (since 1995).

Chargers Alumni Player of Week after 40-7 win over Tennessee Sept. 17...**Sports Illustrated's "Who's Hot"** after 23-13 win over defending Super Bowl Champion Steelers Oct. 8...**AFC Offensive Player of Week and FedEx Air**

AFC WEST'S BEST

Rivers has led the Chargers to four AFC West titles since taking over as the team's starter in 2006 and he's gone 34-14 (708) in AFC West regular-season games. He's 10-6 against Denver, including wins in four of his last five at Sports Authority Field where he's 6-2 as a starter, 12-4 against Kansas City, including wins in 11 of his last 13 overall, and 12-4 against Oakland with wins in four of his last five overall.



NFL Player of Week after 334 yards and two touchdowns at San Francisco Oct. 15...first-career 300-yard game...13 straight completions in first half equaled third-most in team history...during streak, racked up 195 yards and two touchdowns, including 57-yarder to Gates and 33-yarder to Jackson...completed 14 of 15...one incompletion intentionally thrown away...led four scoring drives in game without incompletion, including three touchdown drives...9-of-10 for 142 yards and touchdown on third down plays...**NBC Football Night in America Player of Day and Sports Illustrated.com Offensive Player of Week** after 337 yards and three touchdowns in 49-41 come-from-behind win at Cincinnati Nov. 12, including first-half deficits of 21-0 and 28-7...led squad to team-record 42 points in second half...three touchdown passes in second half...19-of-25 for 291 yards and three touchdowns after falling behind 21-0 and three incompletions were throw-aways...6-of-6 on touchdowns inside red zone...8-of-8 for 93 yards and touchdown (154.7) on 3rd downs in second half...led Chargers from 17-point deficit in 35-27 win at Denver Nov. 19...battled back after interception returned 31 yards for touchdown to give Broncos 24-7 lead...led early 99-yard drive, Bolts' longest since Nov. 25, 2001...fourth pass of game was picked, ending streak of 125 consecutive passes without interception, then longest-active streak in NFL...was first interception since Oct. 22...picture-perfect 37-yard game-winning touchdown pass to Jackson in rain with 0:29 left in fourth quarter Dec. 24 at Seattle...despite foot sprain, season-high 79.2 pct. vs. Arizona Dec. 31...9 of 10 for 135 yards and two touchdowns (158.3) in second quarter...played thru foot sprain in Jan. 14 playoffs vs. New England...did not play in Pro Bowl (foot).

2005: Took over for Drew Brees (injured) in second quarter of Dec. 31 season finale vs. Denver...led team on 10-play, 69-yard touchdown drive on first series.

2004: Played second half vs. Kansas City Jan. 2 and threw first-career touchdown pass to Malcolm Floyd.

COLLEGE: Seventh in Heisman Trophy voting as senior... NCAA-record 51 career starts...seventh quarterback in NCAA history and first in ACC with three 3,000-yard seasons...2003 ACC Player of Year and first-team All-ACC after leading NCAA with 72.0% completion percentage and 170.5 rating...second in NCAA in yards (4,491) and total offense (353.9 ypg)...MVP of '03 Tangerine Bowl after career-high 475 yards and school-record tying five touchdowns in 56-26 win over Kansas...second-team All-ACC as junior...Award of Distinction from Columbus Touchdown Club...co-Governor's Award as team MVP...MVP of '02 Gator Bowl vs. Notre Dame...CNN/Sports Illustrated National Player of Week after five-touchdown game vs. Navy in '02...honorable mention All-ACC as sophomore and MVP of Citrus Bowl...ACC Rookie of Year and Academic All-

LONG DRIVE LEADERS

A big key to the Chargers' success in 2013 was their ability to sustain long drives. The Chargers led the NFL in 10-play drives (39) and 10-play drive points (157). It continued into the postseason as the Bolts recorded two 10-play drives in their AFC Wild Card Playoff win in Cincinnati with both drives ending in touchdowns.

In the Chargers' Dec. 29 win over Kansas City that vaulted the Bolts into the playoffs, the game-winning drive consumed 16 plays, tying the team's second-longest scoring drive of the season. The Bolts had three scoring drives of 10-plays-or-longer against the Chiefs that resulted in two touchdowns and the game-winning field goal.

Because of their ability to sustain drives, the Bolts also led the NFL in average time of possession (32:59) in 2013. Several late-season games showed a huge time of possession advantage. On Dec. 8 versus New York, the Bolts held a 36:56 to 23:04 advantage. On Dec. 12 in Denver, the Bolts nearly doubled up the Broncos, 38:49 to 21:11, and on Dec. 22 against Oakland, the Bolts outpossessed the Raiders, 34:42 to 25:18.

A catalyst of this success was the offense's performance on third downs as the Bolts also led the NFL in third-down conversions at 49.0 percent. It was the third-highest for a season in team history and the 29th highest all-time in NFL history. The Chargers only went three-and-out 23 times in 167 drives in 2013 as their three-and-out percentage (13.8) was the lowest in the NFL.

Another catalyst was the Chargers' average of 23.3 first downs per game, which was third-highest in the NFL. All of these numbers were helped by the team's average 5.61 yards per play on first down, which was 10th-best in the NFL.





ACC in '00...Newcomer of Year by ABC Sports...Freshman of Year by Football News and Columbus touchdown Club...MVP of '00 Micron PC Bowl...ACC Player of Week once, ACC Offensive Back of Week twice and league-record ACC Rookie of Week eight times...played at North Carolina State from 2000-

03...degree in business.

PERSONAL: Born in Decatur, Ala...Alabama Player of Year as senior at Athens High.

Regular Season

Year	Team	G-S	Passing Att.-Comp.	Yards	Pct.	TD	Int.	Long	Sacks-Lost	Pass Rating	Rush Att.-Yds	Long	TD
2004	San Diego	2-0	8-5	33	.625	1	0	13†	1-10	110.9	4(-5)	0	0
2005	San Diego	2-0	22-12	115	.545	0	1	22	3-16	50.4	1(-1)	-1	0
2006	San Diego	16-16	460-284	3,388	.617	22	9	57†	27-144	92.0	48-49	15	0
2007	San Diego	16-16	460-277	3,152	.602	21	15	49†	22-163	82.4	29-33	10	1
2008	San Diego	16-16	478-312	4,009	.653	34	11	67	25-151	105.5	31-84	11	0
2009	San Diego	16-16	486-317	4,254	.652	28	9	81†	25-167	104.4	26-50	15	1
2010	San Diego	16-16	541-357	4,710	.660	30	13	59†	38-227	101.8	29-52	14	0
2011	San Diego	16-16	582-366	4,624	.629	27	20	58	30-198	88.7	26-36	15	1
2012	San Diego	16-16	527-338	3,606	.641	26	15	80†	49-31	88.6	27-40	11	0
2013	San Diego	16-16	544-378	4,478	.695	32	11	60†	30-150	105.5	28-72	18	0
Totals		132-128	4,108-2,646	32,369	.644	221	104	81†	250-1,537	96.0	249-410	18	3

Postseason

Year	Team	G-S	Passing Att.-Comp.	Yards	Pct.	TD	Int.	Long	Sacks-Lost	Pass Rating	Rush Att.-Yds	Long	TD
2006	San Diego	1-1	32-14	230	.438	0	1	58	3-26	55.5	3-3	2	0
2007	San Diego	3-3	86-52	767	.605	4	4	56†	2-14	85.8	4(-2)	1	0
2008	San Diego	2-2	71-41	525	.577	3	2	62†	8-60	83.4	2-13	12	0
2009	San Diego	1-1	40-27	298	.675	1	2	37†	2-15	76.9	3-4	3	1
2013	San Diego	2-2	43-30	345	.698	3	0	49	5-29	116.9	5-14	6	0
Totals		9-9	272-164	2,165	.603	11	9	62†	20-144	85.2	17-32	12	1

Single-game Highs

Attempts — 53 (2 times) Last: at Detroit Dec. 24, 2011
 Completions — 36 at Philadelphia Sept. 15, 2013
 Yards — 455 at Seattle Sept. 26, 2010
 Passing Touchdowns — 4 (5 times) Last: vs. Houston Sept. 9, 2013
 Interceptions — 4 vs. Denver Oct. 15, 2012
 Long — 81† vs. Baltimore Sept. 20, 2009
 Long Touchdown — 81† vs. Baltimore Sept. 20, 2009
 Completion Percentage — .900 vs. Kansas City Nov. 1, 2012
 Passer Rating — 151.4 at Denver Oct. 7, 2007

Postseason Single-game Highs

Attempts — 40 vs. New York Jets Jan. 17, 2010
 Completions — 27 vs. New York Jets Jan. 17, 2010
 Yards — 308 at Pittsburgh, Jan. 11, 2009
 Passing Touchdowns — 3 (2 times) Last: at Pittsburgh Jan. 11, 2009
 Interceptions — 2 (2 times) Last: vs. New York Jets Jan. 17, 2010
 Long — 62† at Pittsburgh, Jan. 11, 2009
 Long Touchdown — 62† at Pittsburgh, Jan. 11, 2009
 Completion Percentage — .75.0 at Cincinnati Jan. 5, 2014
 Passer Rating — 133.2 at Indianapolis, Jan. 13, 2008

CRUNCH TIME

On Dec. 29, in the 2013 regular-season finale, Philip Rivers led the Chargers to the playoffs with his 17th career fourth-quarter come-from-behind victory. The Chargers trailed Kansas City 24-14 heading into the final stanza and outscored the Chiefs 10-0 in the fourth quarter to send the game into overtime and then the Bolts won the contest 27-24 in the extra session. The end marked the first time in team history that the Chargers won a game in overtime to reach the playoffs.

Rivers' fourth-quarter comeback against the Chiefs was his second of the season. On Nov. 24 at Arrowhead Stadium, the Chargers trailed 28-24 entering the fourth quarter before coming back to win, 41-38.

Here is a look at Rivers' 17-career fourth-quarter comeback wins.

Date	Opp.	Deficit	Final Score
11/12/06	at Cin	38-28	Won, 49-41
11/19/06	at Den	27-21	Won, 35-27
11/26/06	vs. Dak	14-7	Won, 21-14
12/24/06	at Sea	14-13	Won, 20-17
12/09/07	at Ten	17-3	Won, 23-17 (OT)
09/29/08	at Oak	15-3	Won, 28-16
12/14/08	at KC	21-0	Won, 22-21
12/21/08	at TB	24-20	Won, 41-24
01/03/09	Ind*	17-14	Won, 23-17 (OT)
09/14/09	at Oak	20-17	Won, 24-20
11/08/09	at NYG	20-14	Won, 21-20
11/07/10	at Hou	21-23	Won, 29-23
09/11/11	Min	17-14	Won, 24-17
09/15/13	at Phi	27-23	Won, 33-30
09/29/13	Dal	20-21	Won, 30-21
11/24/13	at KC	24-28	Won, 41-38
12/29/13	KC	14-24	Won, 27-24 (OT)

Passing Stats by Opponent (W-L as starter)

Opp.	Gms	A-C	Yards	Pct.	TD	IN	LG	S-L	Rating	W-L
Arizona	2	44-34	472	.773	4	1	33†	3-21	132.0	2-0
Atlanta	2	69-38	322	.559	0	2	28	4-27	56.1	0-2
Baltimore	5	161-103	1,328	.640	8	3	81†	9-65	98.6	2-3
Buffalo	4	91-63	608	.692	6	1	26†	7-63	105.0	2-1
Carolina	2	50-33	338	.660	4	0	44†	7-33	111.9	0-2
Chicago	2	62-43	470	.694	2	3	47	3-21	82.1	1-1
Cincinnati	6	215-136	1,562	.633	9	5	46†	13-77	89.3	3-3
Cleveland	3	81-55	738	.632	2	0	66†	5-34	97.8	2-1
Dallas	2	74-56	673	.757	4	2	56†	2-11	109.8	2-0
Denver	16	505-320	4,162	.634	29	13	67	46-281	97.6	10-7
Detroit	2	74-42	441	.568	2	2	30	0-0	72.0	1-1
Green Bay	2	82-53	691	.646	7	2	38	4-25	98.2	0-2
Houston	3	63-38	620	.603	11	2	45†	4-19	119.7	2-1
Indianapolis	6	166-112	1,295	.675	6	4	56†	12-82	92.8	5-1
Jacksonville	4	123-86	1,222	.715	8	4	54†	2-17	111.2	3-1
Kansas City	17	536-344	4,220	.642	27	17	60†	33-187	91.9	12-4
Miami	4	126-74	1,067	.587	3	1	55†	9-63	90.9	2-2
Minnesota	2	90-52	532	.578	2	3	37	3-16	68.4	1-1
New England	6	216-133	1,640	.616	8	8	59	11-77	81.9	1-5
New Orleans	3	82-52	695	.634	5	2	44	5-44	100.4	0-2
NY Giants	2	64-45	458	.703	6	2	43†	4-22	108.7	2-0
NY Jets	4	119-73	892	.613	7	5	60	7-51	86.5	2-2
Oakland	16	475-296	3,716	.623	23	13	59†	29-157	82.6	12-4
Philadelphia	2	72-56	650	.778	5	0	31	3-25	127.4	2-0
Pittsburgh	5	175-102	1,188	.583	11	4	62†	14-94	89.9	2-3
St. Louis	2	60-37	455	.617	2	1	29	8-44	89.2	1-1
San Francisco	2	64-48	607	.750	5	0	58†	1-7	130.1	2-0
Seattle	2	83-39	636	.470	4	2	49	5-35	79.2	1-1
Tampa Bay	2	68-50	624	.735	7	2	80†	3-21	123.7	1-1
Tennessee	7	224-157	1,792	.701	12	5	48†	13-73	102.3	6-1
Washington	2	61-38	440	.623	3	2	25	1-0	86.8	1-1
Totals	141	4,380-2,810	34,534	.642	282	113	81†	170-1,681	95.3	83-54

2008 Game-By-Game Passing (cont.)

Date	Opp.	A-C	Yards	Pct.	TD	IN	LG	S-1	Rating	TDs
01/03	Ind*	36-20	217	55.6	0	1	30	4-27	61.9	
01/11	at Pitt*	35-21	309	60.0	3	1	62†	4-33	105.4	41.4, 62
	Totals	71-41	525	.577	3	2	62†	0-60	63.4	

2007 Game-By-Game Passing

Date	Opp.	A-C	Yards	Pct.	TD	IN	LG	S-1	Rating	TDs
09/09	Chi*	31-22	190	71.0	0	1	20	3-20	73.3	
09/16	at NE*	30-19	179	63.3	2	2	22	3-30	74.2	1, 12
09/23	at GB*	36-27	306	75.0	3	1	27†	2-15	116.2	27.9, 21
09/30	KC*	42-21	211	50.0	0	2	39	1-11	44.8	
10/07	at Den*	18-13	270	72.2	2	0	45	0-0	151.4	9, 15
10/14	Oak*	21-14	156	66.7	0	1	28	0-0	68.8	
10/28	Hou*	11-7	130	63.6	3	0	49†	1-2	143.9	49, 31, 14
11/04	at Min*	42-19	197	45.2	0	1	22	1-10	49.4	
11/11	Ind*	24-13	104	54.2	0	2	19	2-16	30.6	
11/18	at Jax*	40-22	309	55.0	1	2	44	0-0	67.6	24
11/25	Bal*	35-25	249	71.4	3	0	35†	0-0	119.8	35.5, 25
12/02	at KC*	21-10	157	47.6	1	1	40	0-18	69.9	38
12/09	at Ten*	40-21	228	52.5	2	2	29	4-28	65.4	7, 2
12/16	Det*	21-14	142	66.7	0	0	28	0-0	101.7	1
12/24	Den*	25-17	169	68.0	1	0	30	1-3	103.6	14
12/30	at Oak*	23-18	135	56.5	2	0	21	1-7	102.6	7, 19
	Totals	460-273	3,152	.602	21	15	49†	22-163	82.4	
01/06	Ten*	30-19	292	63.3	1	1	39	1-10	92.6	25
01/13	at Ind*	19-14	264	73.7	3	1	56†	0-0	133.2	14, 30, 56
01/20	at NE*	37-19	211	51.4	0	2	21	1-4	46.1	
	Totals	86-52	767	.605	4	4	56†	2-14	65.8	

2006 Game-By-Game Passing

Date	Opp.	A-C	Yards	Pct.	TD	IN	LG	S-1	Rating	TDs
09/11	at Oak*	11-9	108	72.7	1	0	38	0-0	133.9	4
09/17	Ten*	35-25	235	71.4	1	0	28	0-0	99.1	12
10/01	at Bal*	22-13	145	59.1	1	1	31†	1-11	75.0	3†
10/08	Pit*	31-24	242	64.9	2	1	25	4-20	90.1	9, 22
10/15	at SF*	39-29	334	74.4	2	0	51†	0-0	116.8	57, 33
10/22	at KC*	43-25	266	59.1	2	1	37†	4-15	82.1	1, 37
10/29	St. L*	23-15	206	65.2	1	0	27	1-3	108.2	25
11/05	Ole*	28-19	211	67.9	0	0	28	3-20	90.0	
11/12	at Cin*	35-24	338	66.7	3	0	46†	3-14	124.5	46, 9, 5
11/19	at Den*	26-19	222	73.1	2	2	51†	1-5	92.1	51, 5
11/26	Oak*	31-14	133	45.2	0	1	27	1-2	44.2	
12/03	at Buf*	29-17	160	56.8	1	0	26	3-22	85.4	11
12/10	Den*	23-15	279	65.2	2	0	55	1-3	136.0	12, 9
12/17	KC*	23-9	97	34.8	0	2	46	2-9	12.4	
12/24	at Sea*	30-10	161	33.3	2	0	38	1-9	77.2	9, 37
12/31	Ari*	24-19	231	79.2	2	1	33†	2-11	117.2	33, 14
	Totals	460-284	3,388	.617	22	9	57†	27-144	92.0	
01/14	NE*	32-14	230	43.8	0	1	58	3-26	55.5	

2005 Game-By-Game Passing

Date	Opp.	A-C	Yards	Pct.	TD	IN	LG	S-1	Rating	TDs
11/20	Buf	0-0	0	100.0	0	0	0	0-0	0.0	
12/31	Den	22-12	115	54.5	0	1	22	3-16	50.4	
	Totals	22-12	115	.545	0	1	22	3-16	50.4	

2004 Game-By-Game Passing

Date	Opp.	A-C	Yards	Pct.	TD	IN	LG	S-1	Rating	TDs
11/07	NO	0-0	0	100.0	0	0	0	0-0	0.0	
01/02	KC	8-5	33	62.5	1	0	13†	1-10	110.9	13

* Denotes starter

+ Denotes postseason game



11

EDDIE ROYAL

Wide Receiver-Kick Returner
5-10, 185
7th NFL Season
3rd with Chargers

UFA (Denver) - '12
Virginia Tech
Westfield HS
Chantilly, Va.

Eddie Royal had a fantastic season in 2013, setting a new career high and tying for the team lead with eight touchdown catches. Success on the field came with a price though as he dealt with a nagging toe injury that kept him off the practice field for the majority of the season.

Royal's touchdown haul was rather remarkable when considering he did so on just 47 catches, a score for every 5.9 catches. It tied for the sixth-highest ratio in the league in 2013. He scored five touchdowns before the season was two games old, matching his season high while recording the most touchdown catches by a Chargers wide receiver in a two-game span since 1982. Royal also excelled at stretching the field, averaging a career-best 13.4 yards per catch in 2013, more than three yards higher than his career average coming into the season. He finished the year, playoffs included, on a streak of five straight games in which he had a catch of 20 yards or longer.

Royal's toe injury dated to the Chargers' 19-9 win over the Indianapolis Colts on Oct. 14. The injury was serious enough that it kept him off the practice field nearly the entire remainder of the season, but Royal was able to fight through the pain and he missed just one game the entire year.

A native of Chantilly, Virginia, Royal played collegiately at Virginia Tech. Compactly built at 5-10 and 185 pounds, he opened eyes at the NFL Combine in 2008 when he bench-pressed 225 pounds 24 times, most among all receivers at that year's combine. The Denver Broncos selected him in the second round of the '08 draft and he made an immediate impact, racking up nine catches for 146 yards and a touchdown in his NFL debut against the Oakland Raiders. When the 2008 season concluded, Royal earned All-Rookie

honors from Pro Football Weekly, the Professional Football Writers of America and The Sporting News after a season in which he posted the second-most catches by an NFL rookie (91), while tallying 980 yards and five touchdowns. Royal set Broncos rookie records in all three categories and led all NFL rookies in those categories, while becoming the league's first player since the NFL merger in 1970 to record his team's longest run, reception, kick-off return and punt return in the same season.

Royal began his NFL career wearing No. 19 but in 2011, he switched his uniform number to 11. He wears his current number in honor of former Broncos wide receiver Kenny McKinley, who passed away on Sept. 20, 2010. McKinley joined the Broncos as a fifth round pick from South Carolina in 2009.

Royal's sister, Capt. Christina Royal, is a graduate of the Virginia Tech Corps of Cadets and she is currently a special agent in the United States Air Force's Office of Special Investigations. She was the first-ever female regimental commander and the first-ever African-American regimental commander for the Corps of Cadets, where she was in charge of all the cadets at the school. Royal's brother, Chris, played defensive back at Marshall University from 2002-05 and he later played in the Arena Football and AF2 Leagues. In 2007, Chris was the 2007 Spalding Rookie of the Year for the Wilkes-Barre/Scranton Pioneers of AF2. He is currently a strength and conditioning coach at the University of Maryland.

Royal enjoys boxing as a means of staying in shape. He also enjoys bowling, shooting pool, playing golf and basketball, and going to the movies.

TRANSACTION HISTORY: Second-round pick (42) by Denver, April 26, 2008...signed July 24...contract expired March 13, 2012...signed with Chargers, March 16.

2013: Six and one-yard touchdown catches Sept. 9 vs. Houston...surpassed 5,000-career all-purpose yards during Texans' game...single-game, career-high three TD catches in 33-30 win at Philadelphia Sept. 15...third touchdown gave Bolts 30-27 lead with 3:11 remaining...scored second on 3rd-and-10 while also converting 3rd-and-7 for 21 yards on same drive...career-high sixth touchdown catch of season (27 yards) and 250th catch of career during 24-6 win at Jacksonville Oct. 20...during TD drive, also caught 29-yard pass that put quarterback Philip Rivers over 30,000 yards for his career...season-long 54 yard catch, longest since 2008, helped set up third-quarter TD in 41-38 win at Kansas City Nov. 24...six-yard TD catch brought Chargers to within three points early in fourth quarter of Dec. 29 overtime win vs. Chiefs that put Bolts into playoffs...33-yard catch, team's longest of game, set up touchdown in Jan. 5 wild card playoff win at Cincinnati. **2012:** First touchdown catch of season in Sept. 30 win at Kansas City...season-long 31-yard catch on 3rd-and-7 helped set up field goal in Dec. 30 win vs. Oakland. **2011:** Injured groin Sept. 18 vs. Cincinnati and inactive next three games...26-yard touchdown catch career-long 85-yard punt return for TD in 50th career game, 38-24 win at Oakland, Nov. 6...second Bronco to return punt and catch touchdown in same game...30-yard touchdown catch in first playoff game Jan. 8 vs. Pittsburgh. **2010:** Sixth in NFL with 11.9-yard punt return average... season-high 113 yards and touchdown Oct. 3 at Tennessee, including season-long 41-yard catch. **2009:** Set Denver record for receptions through player's first two years (128) while totaling second-most receiving yards (1,325) during span...10 catches Oct. 11 vs. New England to tie as third-fastest player in NFL history to reach 100 career receptions. **AFG Special Teams Player of Week and AFG Special Teams Player of Month (October)** after becoming 11th player in NFL histo-

ry to return punt (71 yds.) and kickoff (93 yds.) for touchdown in same game, Oct. 19 at San Diego...kickoff return was fifth longest in Broncos' history. **2008: All-Rookie by Pro Football Weekly/PFWA and The Sporting News...**sixth in NFL with 1,829 combined yards, most among rookies in '08 and third-most by Broncos rookie...seventh in league in kickoff return average (26.1 yds.)... five plays of at least 50 yards...team's longest punt return (36 yards) Sept. 28 at Kansas City, longest kickoff return (95 yards) Nov. 2 vs. Miami, longest catch (93-yard touchdown) Nov. 6 at Cleveland and longest run of season (71 yards) Dec. 21 vs. Buffalo...95-yard kickoff return vs. Dolphins tied for third-longest in team history. **Diet Pepsi NFL Rookie of Week** after nine catches for 146 yards and touchdown in Sept. 8 NFL debut at Oakland, sixth-most receiving yards by player in debut game since 1960...game-winning two-point conversion after four-yard TD catch with 24 seconds left Sept. 14 vs. Chargers...inactive Oct. 12 vs. Jacksonville (ankle). **Diet Pepsi NFL Rookie of Week** after 164-yard effort at Cleveland Nov. 6, including 93-yard TD catch... added 74 return yards for 238 total yards from scrimmage vs. Browns...Broncos rookie record 11 catches Dec. 28 at San Diego.

COLLEGE: First-team All-ACC as senior...second-team All-ACC and Sports Illustrated honorable mention All-America as junior...school-record 4,686 all-purpose yards (1,778 receiving, 1,386 kickoff returns, 1,296 punt returns, 226 rushing)...set ACC punt return record...left school ranked fourth in receptions (119), fifth in receiving touchdowns (12) and sixth in receiving yards (1,778)...scored 16 career touchdowns: 12 on catches, three on returns and one rushing...also threw TD pass...played in 51 career games with 44 starts...played at Virginia Tech from 2004-07...degree in sociology.

PERSONAL: Born in Alexandria, Va...All-America and all-state receiver and return specialist at Westfield High in Chantilly, Va...led school to 14-0 record and Group AAA Division 6 championship as senior...10 career return touchdowns.

Regular Season		Receiving					Punt Returns					Kickoff Returns				
Year	Team	G-S	No.-Yds.	Avg.	Long	TD	No.-Yds.	Avg.	FC	Long	TD	No.-Yds.	Avg.	Long	TD	
2008	Denver	15-15	91-980	10.8	93†	5	14-140	10.0	10	36	0	23-600	26.1	95	0	
2009	Denver	14-12	37-345	9.3	20	0	30-335	11.2	13	71†	1	26-621	23.9	93†	1	
2010	Denver	16-10	59-627	10.6	41	3	25-298	11.9	12	33	0	5-107	21.4	33	0	
2011	Denver	12-8	19-155	8.2	26†	1	12-194	16.2	9	85†	1	3-47	15.7	20	0	
2012	San Diego	10-2	23-234	10.2	31	1	12-64	5.3	2	14	0	0-0	0.0	0	0	
2013	San Diego	15-4	47-631	13.4	54	8	7-41	5.9	7	12	0	0-0	0.0	0	0	
Totals		82-51	276-2,972	10.8	93†	18	100-1,072	10.7	53	85†	2	57-1,375	24.1	95	1	

Regular Season		Rushing				
Year	Team	No.-Yds.	Avg.	Long	TD	
2008	Denver	11-109	9.9	71	0	
2009	Denver	1-1	11	1	0	
2010	Denver	6-61	10.2	20	0	
2011	Denver	7-48	6.9	11	0	
2012	San Diego	3-22	7.3	11	0	
2013	San Diego	3-21	7.0	15	0	
Totals		31-262	8.5	71	0	

Postseason		Receiving					Punt Returns					Rushing				
Year	Team	G-S	No.-Yds.	Avg.	Long	TD	No.-Yds.	Avg.	FC	Long	TD	No.-Yds.	Avg.	Long	TD	
2011	Denver	2-1	5-74	14.8	30†	1	3-27	9.0	2	18	0	1-1	1.0	1	0	
2013	San Diego	2-2	2-63	31.5	33	0	0-0	0.0	0	0	0	1-9	9.0	9	0	
Totals		4-3	7-137	19.6	33	1	3-27	9.0	2	18	0	2-10	5.0	9	0	

Regular-Season Single-game Highs

Receptions — 11 at San Diego Dec. 28, 2009
 Receiving Yards — 164 at Cleveland Nov. 6, 2008
 Receiving Long — 93† at Cleveland Nov. 6, 2008
 Receiving TDs — 3 at Philadelphia Sept. 15, 2013
 Rushing Attempts — 3 (3 times) Last: at Kansas City Nov. 13, 2011
 Rushing Yards — 71 vs. Buffalo Dec. 21, 2008
 Rushing Long — 71 vs. Buffalo Dec. 21, 2008
 Punt Returns — 6 at Kansas City Dec. 6, 2009
 Punt Return Yards — 85 at Oakland Nov. 6, 2011
 Punt Return Long — 85† at Oakland Nov. 6, 2011
 Punt Return TDs — 1 (2 times) Last: at Oakland Nov. 6, 2011
 Kickoff Returns — 6 at Baltimore Nov. 1, 2009
 Kickoff Return Yards — 164 vs. Miami Nov. 2, 2008

Kickoff Return Long — 95 vs. Miami Nov. 2, 2008
 Kickoff Return TDs — 1 at San Diego Oct. 19, 2009
 Kickoff Return Long TD — 93† at San Diego Oct. 19, 2009

Postseason Single-game Highs

Receptions — 3 vs. Pittsburgh Jan. 8, 2012
 Receiving Yards — 49 vs. Pittsburgh Jan. 8, 2012
 Receiving Long — 33 at Cincinnati Jan. 5, 2014
 Receiving TDs — 1 vs. Pittsburgh Jan. 8, 2012
 Receiving Long TD — 30 vs. Pittsburgh Jan. 8, 2012
 Punt Returns — 3 vs. Pittsburgh Jan. 8, 2012
 Punt Return Yards — 27 vs. Pittsburgh Jan. 8, 2012
 Punt Return Long — 18 vs. Pittsburgh Jan. 8, 2012



2013 Game-By-Game Receiving

Date	Opp.	No.	Yds	Avg.	Lg	TD	TDS
09/09	Hou*	3	24	8.0	17	2	6.1
09/16	at Phi*	7	90	12.9	24†	3	11.24,15
09/22	at Ten	2	34	17.0	15	0	
09/29	Dal	3	42	14.0	29	0	
10/06	at Oak	3	26	8.7	13	0	
10/14	Ind	0	0	0	0	0	
10/20	at Jac	4	69	17.3	29	1	27
11/03	at Was	4	56	14.0	21	1	15
11/10	Den*	2	36	18.0	30	0	
11/17	at Mia	2	20	10.0	16	0	
11/24	at KC	4	87	21.8	54	0	
12/01	Cin	Inactive					
12/08	NYG	3	13	4.3	7	0	
12/12	at Den	3	46	15.3	20	0	
12/22	Oak	4	54	13.5	22	0	
12/29	KC*	3	34	11.3	30	1	6
Totals	47	631	13.4	54	8		
01/05	at Cin*	1	33	33.0	33	0	
01/12	at Den**	1	30	30.0	30	0	
Totals	2	63	31.5	33	0		

2012 Game-By-Game Receiving

Date	Opp.	No.	Yds	Avg.	Lg	TD	TDS
09/10	at Oak	2	4	2.0	7	0	
09/16	Ten	2	18	9.0	20	0	
09/23	Atl	2	7	3.5	4	0	
09/30	at KC	3	16	5.3	8	1	
10/07	at NO	2	31	15.5	20	0	
10/15	Den	2	22	11.0	12	0	
10/29	at Cle	Inactive					
11/01	KC	Inactive					
11/11	at TB	3	36	12.0	20	0	
11/18	at Den	0	0	0	0	0	
11/25	Bal	Inactive					
12/02	Cin	Inactive					
12/09	at Phi	Inactive					
12/16	Car	Inactive					
12/23	at NYJ*	3	39	13.0	14	0	
12/30	Oak*	4	61	15.3	31	0	
Totals	23	234	10.2	31	1		

*Presesason

2011 Game-By-Game Receiving

Date	Opp.	No.	Yds	Avg.	Lg	TD	TDS
09/12	Oak*	2	33	16.5	18	0	
09/18	Cin*	2	18	9.0	14	0	
09/25	at Ten	Inactive					
10/02	at GB	Inactive					
10/09	SD	Inactive					
10/23	at Mia*	2	14	7.0	7	0	
10/30	Det*	6	41	6.8	11	0	
11/06	at Oak*	2	25	12.5	26†	1	26
11/13	at KC	0	0	0	0	0	
11/17	NYJ*	3	15	5.0	8	0	
11/27	at SD*	0	0	0	0	0	
12/04	at Min	1	7	7.0	7	0	
12/11	Chi	Inactive					
12/18	NE	0	0	0	0	0	
12/24	at Buf	1	2	2.0	2	0	
01/01	KC*	0	0	0	0	0	
Totals	19	155	8.2	26†	1		
01/08	Phi*	3	49	16.3	30†	1	30
01/14	at NE+	2	25	12.5	15	0	
Totals	5	74	14.8	30†	1		

2010 Game-By-Game Receiving

Date	Opp.	No.	Yds	Avg.	Lg	TD	TDS
09/12	at Jac	8	98	12.3	25	0	
09/19	Sea	5	65	13.0	34	1	13
09/26	Ind*	4	23	5.8	18	0	
10/03	at Ten*	8	113	14.1	41	1	2
10/10	at Bal*	4	31	7.8	13	0	
10/17	NYJ*	3	37	12.3	24	0	
10/24	Oak*	2	26	13.0	23	0	
10/31	at SF^	4	34	8.5	11	0	
11/14	KC	5	39	7.8	12	0	
11/22	at SD*	2	12	6.0	8	0	
11/28	StL*	6	74	12.3	24	1	16
12/05	at KC*	2	7	3.5	4	0	
12/12	at Ari	4	46	11.5	16	0	
12/19	at Oak*	0	0	0	0	0	
12/26	Hou*	2	22	11.0	13	0	
01/02	SD	0	0	0	0	0	
Totals	59	627	10.6	41	3		

2009 Game-By-Game Receiving

Date	Opp.	No.	Yds	Avg.	Lg	TD	TDS
09/13	at Cin*	2	18	9.0	11	0	
09/20	Cle*	3	20	6.7	11	0	
09/27	at Oak*	1	4	4.0	4	0	
10/04	Dal*	2	16	8.0	12	0	
10/11	NE	10	90	9.0	15	0	
10/19	at SD*	0	0	0	0	0	
11/01	at Bal*	2	10	5.0	7	0	
11/09	Phi*	5	74	14.8	20	0	
11/15	at Was	2	21	10.5	13	0	
11/22	SD*	4	29	7.3	9	0	
11/26	NYG*	0	0	0.0	0	0	
12/06	at KC*	2	32	16.0	18	0	
12/13	at Ind*	1	3	3.0	3	0	
12/20	Oak*	3	28	9.3	18	0	
12/27	at Phi	Inactive					
01/03	KC	Inactive					
Totals	37	345	9.3	20	0		

2008 Game-By-Game Receiving

Date	Opp.	No.	Yds	Avg.	Lg	TD	TDS
09/08	at Oak*	9	146	16.2	29	1	26
09/14	SD*	5	37	7.4	13	1	4
09/21	NO*	4	11	2.8	5	0	
09/28	at KC*	9	104	11.6	28	0	
10/05	TB*	3	23	7.7	12	0	
10/12	Jac	Inactive					
10/20	at NE*	9	71	7.9	13	0	
11/02	Mia*	7	69	9.9	20	1	2
11/06	at Cle*	6	164	27.3	93†	1	93
11/16	at Atl*	4	34	8.5	18	0	
11/23	Oak*	2	14	7.0	8	0	
11/30	at NYJ*	5	84	16.8	59†	1	59
12/07	KC*	6	42	7.0	18	0	
12/14	at Car*	6	48	8.0	13	0	
12/21	Buf*	5	57	11.4	15	0	
12/28	at SD*	11	76	6.9	12	0	
Totals	91	980	10.8	93†	5		

* Denotes starter

^ Denotes postseason game

^ Game played in London

TOP 10 WARMEST & COLDEST GAMES

Date		Opponent	W-L	Score	Temp.	Conditions
Sept. 4, 1988		at L.A. Raiders	L	13-24	108°	Hazy
Sept. 28, 1997		Baltimore	W	21-7	105°	Sunny
Sept. 24, 1978		Green Bay	L	3-24	102°	Sunny
Sept. 22, 2002		at Arizona	W	23-15	100°	Sunny
Aug. 21, 2004		at Arizona*	W	38-13	99°	Clear
Oct. 9, 1994		Kansas City	W	20-6	99°	Sunny
Aug. 6, 1976		New England (Norman, Okla.)*	W	26-17	98°	Sunny
Sept. 16, 1979		Buffalo	W	27-19	97°	Sunny
Aug. 31, 2001		at Arizona*	L	3-16	97°	Partly Cloudy
Oct. 4, 1970		at L.A. Rams	L	10-37	97°	Hazy

*Presesason

Date		Opponent	W-L	Score	Temp.	Conditions
Jan. 10, 1982		at Cincinnati*	L	7-27	-9°	-59 wind-chill
Dec. 10, 1972		at Denver	L	13-38	9°	Mostly sunny
Nov. 19, 1978		at Minnesota	W	13-7	15°	Partly cloudy
Dec. 19, 2004		at Cleveland	W	21-0	18°	-10 wind-chill
Dec. 17, 1989		at Kansas City	W	20-13	18°	Mostly sunny
Dec. 27, 1987		at Denver	L	0-24	20°	Blizzard
Dec. 16, 1973		at Kansas City	L	6-33	22°	Overcast
Jan. 20, 2008		at New England	L	12-21	23°	9° wind-chill
Nov. 24, 2013		at Kansas City	W	41-38	24°	15 wind-chill
Dec. 21, 1975		at Cincinnati	L	17-47	24°	Cloudy
Dec. 4, 1978		Chicago**	W	40-7	48°	Clear

*NFL record

**Coldest game in San Diego

5

MIKE SCIFRES

Punter
6-2, 215
12th NFL Season
12th with Chargers

Draft 5 - '03
Western Illinois
Destrehan HS
Destrehan, La.



Perhaps the greatest punter ever to put on a Chargers uniform and easily one of the most unsung league-wide, Mike Scifres (SIGH-fres) is the franchise's all-time leader with a 451-yard career punting average. Heading into his 12th season in San Diego, he's also tied with Antonio Gates as the longest-tenured players on the Chargers' roster.

Scifres, who doubles as the team's holder on placements, was on-point last season, landing 30 of his 56 punts inside the 20. He allowed but one punt to cross the goal line for a touchback and his percentage of punts landed inside the 20 (53.6) was the league's best. Only Washington's Sav Rocca went a full season without a touchback.

For his career, Scifres owns the NFL's highest percentage (40.9 pct.) of punts landed inside the 20 (257 of 629).

A two-time Chargers Special Teams Player of the Year, Scifres won his most recent award in 2012 after averaging a team-record 48.3 yards per punt. It shattered the previous mark of 46.7 that he set in 2010. And with a nod to the team's outstanding coverage units, Scifres posted a 40.6-yard net average in 2012, second-highest in the franchise's 53-year history.

Scifres was drafted by the Chargers in 2003 at the recommendation of Kyle Smith, son of then-Chargers General Manager A.J. Smith. As a freshman at Youngstown State, Smith had returned punts against Scifres, who played for Missouri Valley Conference foe, Western Illinois. Scifres spent his first season learning behind Chargers Hall of Fame punter Darren Bennett and then took over full-time punting duties in 2004. Since then, he has become a member of the Chargers' 50th Anniversary All-Time Team and a seven-time Pro Bowl alternate (2004-09, '13). To put his career into historical context, Scifres has punted 629 times and among punters with at least that many attempts, his gross average (45.1) ranks fourth and his net average (38.6) ranks sixth. Complete punting statistics that include opponent returns and touchbacks only date to 1976, but since those statistics have been kept, Scifres' 263 returns against are the fewest and his 53 touchbacks are the second-fewest.

Scifres enjoyed his breakout moment during the 2007 divisional playoffs in Indianapolis when he set a team playoff record by averaging 59.0 yards per punt on three punts in the final game ever played at the RCA Dome. It included a team-record 66-yard punt that came with the Bolts backed up at their own 14-yard line with only 142 remaining in the fourth quarter. Kicking from his own goal line, the Colts' fielded Scifres' punt all the way back at their own 20. His effort lit a fire on the Chargers' sideline and San Diego's defense promptly went out and ended the Colts' season on downs four plays later, sending the Chargers on to the AFC title game.

Scifres' upswing continued into 2008 as he set a team record and ranked third in the league with a 40.9-yard net average. He and the Chargers' coverage teams allowed zero or negative punt return yards in seven of 16 games and he had only five touchbacks in 51 punts (9.8%) for the entire season. Among players with 40-or-more punts, only two allowed fewer than Scifres' 146 return yards, and only five teams had more than 15 punt return yards against the Chargers all season.

Scifres' outstanding season carried into the playoffs where he enjoyed a record-breaking night in another playoff game against the Colts, this time a wild card game decided in overtime in San Diego. Scifres landed all six of his punts inside the 20, the highest number and percentage of punts ever landed inside the 20 during a playoff game, and he averaged a playoff record 51.7 net yards as the Colts managed just six punt return yards for the entire game. The Colts were forced to start drives at their own 10, 19, 3, 7, 9 and 1-yard lines following punts, and Scifres' last may have been his best as it rolled out of bounds at the one-yard line and set the stage for the Chargers to make a late fourth-quarter comeback.

The 2011 season was another that turned out to be memorable for Scifres. Just days before the regular season began, the team signed him to a five-year contract extension that will run through 2016. When Scifres put pen to paper though, little did he realize that within a few days, his workload would also include kickoffs, field goals and point after tries. That happened in the '11 season opener against Minnesota when Nate Kaeding suffered a season-ending knee injury on the opening kickoff of the season. Scifres, who on paper always had been the team's backup kicker but had never actually been called upon to do so, coolly responded by hitting three extra points and a game-tying 40-yard field goal early in the fourth quarter en route to a 24-17 victory. It was his first made field goal in a live game since his sophomore year in college when he kicked a 56-yard game-winner in overtime against Northern Iowa for a conference title.

Beyond his heroics against the Vikings, Scifres posted some eye-popping numbers in 2011. He averaged 47.5 yards per punt and fell just three attempts shy of qualifying for the team's single-season record (min. 50).

A native of Destrehan, La., one of Scifres' prep teammates was New York Jets safety Ed Reed. When the two were high school teammates, Reed was actually the superior punter and as a result, Scifres was relegated to kickoffs, field goals and extra points. The two have remained good friends.

Scifres' hobbies include golf, weightlifting and Pilates. He and his wife, Stacie, have twin daughters Berkeley and Bristyn, and a son, Brodyn.

TRANSACTION HISTORY: Fifth-round pick (149), April 27, 2003...signed, July 19...signed four-year contract extension through 2011, Nov. 3, 2005...signed new five-year contract extension through 2016, Sept. 7, 2011.

2013: Punted in 150th-consecutive game Oct. 6 at Oakland. **Monday Morning Quarterback Special Teams Player of Week** after forcing Washington to start their first two drives of game at one-yard line Nov. 3 at FedEx Field...first punt was downed at one and second was perfectly hit and rolled out of bounds at one...outstanding night punting football during 27-20 win at Denver Dec. 12...forced Broncos to start drives at their six and 11-yard lines on fair catches and at their three following punt that went out of bounds...Broncos' average post-punt field position (their own seven yard line) was worst

for any team in game against single punter in 2013 during which multiple punts were attempted...solid effort in Jan. 5 wild card playoffs in Cincinnati...on six punts, forced three fair catches and only allowed six total return yards on other three punts for 42.2 average with two inside 20. **2012: Chargers Special Teams Player of Year**...600th punt of career Sept. 23 vs. Atlanta...Oct. 28 at Cleveland, raised career punt total to 522 and passed Dennis ParTEE (519) for second in team history...had punts blocked in consecutive weeks at Tampa Bay (Nov. 11) and at Denver (Nov. 18)...besides block, nine punts against Broncos for career-high 493 yards (54.8 avg.), second-most in team history...included season-long 68-yard punt...outstanding effort in 34-24 win at Pittsburgh on Dec. 9...landed five of seven punts inside 20 and didn't allow any returns...only two punts outside 20 took place late in game



when score was well beyond reach...first five punts forced Steelers to begin drives at their own eight, nine, seven, 11 and six-yard lines...first four ensuing drives resulted in three-and-outs, while fifth ended with interception on second play...punt blocked in 150th career game Dec. 30 vs. Oakland. **2011: Game Ball** after taking over for injured Nate Kaeding and scoring first-career NFL points, including game-tying 40-yard field goal with 10:05 remaining in fourth quarter to tie game at 17-17. Last made field goal in live game had been 56-yard game-winner with time expiring to give Western Illinois 44-41 win over Northern Iowa in 2000 for conference title...also made all three point-after tries vs. Vikings and had two touchbacks on kickoffs...first touchback of season Nov. 10 vs. Oakland, ending string of 23-straight punts to start season without one...punt that ended string was 71-yarder, tying career long...Dec. 11 vs. Buffalo, helped Chargers hold 16-0 lead at half by knocking consecutive punts out of bounds at Bills' 12 and five-yard lines late in second quarter. **2010: Punt block** in second quarter Sept. 19 vs. Jacksonville...two punts blocked Oct. 10 at Oakland, one for safety and another for touchdown...averaged season-best 59.5 on six punts and handled kickoffs for injured Nate Kaeding Oct. 17 at St. Louis...punt blocked for safety Oct. 31 vs. Tennessee...deflected punt in early first quarter led to touchdown Nov. 7 at Houston...completed 28-yard pass to Mike Tolbert on fake punt in first quarter Nov. 22 vs. Denver. **2009: Pro Bowl third-alternate...USA Today All-Joe**...two touchbacks tied for fewest in NFL...Game Ball after best-ever game at Kansas City Oct. 25...49.0 average on four punts, forcing three fair catches and allowing only one return for 44.8-yard net...Game Ball after Dec. 13 win at Dallas...buried consecutive punts at four and one during pivotal third quarter. **2008: Pro Bowl first-alternate...USA Today All-Joe** (-1) punt return yards allowed Nov. 9 vs. Kansas City for higher net average (44.3) than gross (44.0). **SportsIllustrated.com Special Teams Player of Week** after team postseason and NFL Playoff record six punts inside 20 in Jan. 5 Wild Card vs. Indy...52.7 average was third-highest in game in team playoff history and 51.7-net was NFL postseason record (min. 5 att)...set stage for late fourth quarter comeback by having final punt (52 yards) roll out of bounds at one...had first NFL punt returned for touchdown in Jan. 11 AFC Divisional Playoffs at Pittsburgh. **2007: USA Today All-Joe... Pro Bowl first-alternate**...first-career block by Denver's Tony Scheffler Oct. 7. **AFC Special Teams Player of Week** after 50.2-yard net vs. Houston Oct. 28...5-of-5 inside 20 vs. Texans to run streak of consecutive punts inside 20 to nine...season-long 70-yarder vs. Baltimore Nov. 25...early fourth quarter Dec. 9 vs. Tennessee, 39-yarder downed at

one...led to three-and-out by defense and touchdown by offense...then in overtime, had 51-yarder downed at two...it too was followed by three-and-out and game-winning touchdown drive in overtime vs. Denver Dec. 24 on Monday Night Football, handled kickoffs for Kaeding...Jan. 13 Divisional Playoffs at Indy, new team postseason record 59.0-yard per punt average, including postseason team-record 66-yarder from own 14-with 1:42 left in fourth quarter...no punt return yards allowed in Championship Game at New England. **2006: Pro Bowl first-alternate**...season-long 71-yarder, Oct. 1 at Baltimore...last punt in fourth quarter Dec. 3 at Buffalo went for touchback for only second of season (Oct. 1 at Baltimore)...ended streak of 36 consecutive punts without one...career-high 10 punts in rainy Dec. 24 game at Seattle...tied team playoff record with seven punts in Divisional Playoffs vs. New England...five punts inside 20 tied John Kidd's team playoff record. **2005: Pro Bowl second-alternate**...season-high 57.5 yards per punt vs. New York Jets Nov. 6...season-long 71-yarder in Dec. 4 ESPN Sunday Night game vs. Oakland. **2004: Pro Bowl first-alternate...first-team All-Pro by Sports Illustrated and Sports Illustrated.com...Chargers Special Teams Player of Year**...one punt return for one yard and two fair caught by All-Pro returner Dante Hall Nov. 28 at Kansas City...Dec. 5 vs. Denver, first touchback since Sept. 26 at Denver, ending streak 36 consecutive punts without one...23 of 36 during stretch landed inside 20. **Chargers Alumni Player of Week** after Tampa Bay game Dec. 12...Jan. 2 vs. Kansas City, threw interception as holder on botched field goal attempt. **2003: Handled kickoffs** Weeks 4, 7, 12-14 and 16.

COLLEGE: Division I-AA All-America as sophomore and senior...three-time first-team all-conference...only finalist for I-AA for '02 Ray Guy Award after second in nation with 48.0 average...National Player of Week four times by Football Gazette...Gateway Conference Special Teams Player of Week twice as senior...conference and Sports Network Player of Week three times as soph...J-AA Special Teams Player of Week after school and conference-record 89-yard punt vs. Southwest Missouri State in '00...school-record 56-yard field goal (first of career) vs. Northern Iowa as time expired in 44-41 win for '00 conference title...All-Newcomer as redshirt freshman in '99...played at Western Illinois from 1998-02...communications and broadcasting degree.

PERSONAL: Born in Metairie, La...all-district selection at Destrehan (La.) High...lettered in football, soccer and baseball.

Regular Season		G-S	No.-Yards	Avg.	Net Avg.	TB	In-20	Long	Blk.	Opp.	Special Teams
Year	Team									Ret.-Yds.	
2003	San Diego	6-0	0-0	0.0	0.0	0	0	0	0	0-0	1
2004	San Diego	16-0	69-2,974	43.1	38.4	8	29	60	0	23-164	1
2005	San Diego	16-0	71-3,104	43.7	38.0	8	25	71	0	26-244	2
2006	San Diego	16-0	69-2,893	41.9	38.2	2	35	71	0	27-216	0
2007	San Diego	16-0	81-3,735	46.1	39.6	9	36	70	1	29-311	0
2008	San Diego	16-0	51-2,332	45.7	40.9	5	19	67	0	23-146	1
2009	San Diego	16-0	52-2,342	45.0	39.2	2	23	65	0	23-285	0
2010	San Diego	16-0	52-2,430	46.7	30.8	9	13	67	4	28-528	2
2011	San Diego	16-0	47-2,234	47.5	39.7	2	17	71	0	25-329	1
2012	San Diego	16-0	81-3,914	48.3	40.6	7	30	66	3	40-382	0
2013	San Diego	16-0	56-2,417	43.2	10.0	1	30	61	0	19-158	1
	Totals	166-0	629-28,375	45.1	38.6	53	257	71	8	263-2,723	9

Postseason		G-S	No.-Yards	Avg.	Net Avg.	TB	In-20	Long	Blk.	Opp.	Special Teams
Year	Team									Ret.-Yds.	
2004	San Diego	1-0	5-182	36.4	36.4	0	1	42	0	0-0	0
2006	San Diego	1-0	7-256	36.6	36.6	0	5	51	0	1-0	0
2007	San Diego	3-0	12-530	44.2	37.4	1	4	66	0	5-61	0
2008	San Diego	2-0	12-589	49.9	43.3	0	7	67	0	4-79	0
2009	San Diego	1-0	6-297	49.5	43.8	0	3	60	0	3-34	0
2013	San Diego	2-0	10-466	46.6	37.4	1	3	62	0	6-72	0
	Totals	10-0	52-2,330	44.8	39.3	2	23	67	0	19-246	0

Single-game Highs

Punts — 10 at Seattle Dec. 24, 2006
 Punt Yards — 493 at Denver Nov. 18, 2012
 Punt Long — 71 (3 times) Last: vs. Dak. Nov. 10, 2011
 Punt Average — 67.0 vs. Arizona Oct. 3, 2010
 Inside 20 — 5 (3 times) Last: at Pittsburgh Dec. 9, 2012

Postseason Single-game Highs

Punts — 7 vs. New England Jan. 14, 2007
 Punt Yards — 316 vs. Indianapolis Jan. 3, 2009
 Punt Long — 67 vs. Indianapolis Jan. 3, 2009
 Punt Average — 59.0 at Indianapolis Jan. 13, 2008
 Inside 20 — 6 vs. Indianapolis Jan. 3, 2009

Additional Statistics

1-3 passing for 28 yards with one interception & one rush for -7 yards



69

WILLIE SMITH

Tackle
6-5, 310
4th NFL Season
2nd with Chargers

Free Agent - '13
East Carolina
North Johnson HS
Kenly, N.C.

Signed late in the 2013 season, Smith provided the Chargers with depth at both tackle positions. A former undrafted free agent from 2011, Smith spent time in Washington and Oakland before signing with the Chargers last November.

He saw limited action in a pair of games for the Bolts and has appeared in 15 games during his career.

A native of Kenly, North Carolina, Smith was a two-sport standout in football and basketball as a prep at North Johnson High School. When he signed his letter-of-intent with East Carolina, Smith became the the first-ever graduate of North Johnson to play Division I-A football.

Smith's brother-in-law, Dre Barnes, also played collegiately as a running back at Liberty University in Lynchburg, Virginia.

TRANSACTION HISTORY: Signed with Washington as undrafted rookie, July 27, 2011...waived Aug. 31, 2012...claimed by Oakland, Sept. 1...waived, Sept. 26, 2013...signed with Chargers, Nov. 18.

2013: Started season on "Reserve-Injured" with Raiders for first three weeks before being waived...saw action for Chargers Dec. 8 vs. New York Giants and Dec. 12 at Denver...active but did not play in both postseason games. **2012:** Sept. 16 at Miami replaced injured Khalif Barnes at right tackle...started for Barnes Sept. 23 vs. Pittsburgh. **2011:** Earned roster spot as undrafted rookie to begin season...started final three games at left tackle...NFL debut Dec. 11 vs.

Games Played-Started: 2011 (4-3, Washington); 2012 (9-7, Oakland); 2013 (2-0, San Diego); **Total** (15-10).

New England...first-career start Dec. 18 at New York Giants...helped block for back-to-back 100-yard efforts by Evan Royster in final two games of season vs. Minnesota and at Philadelphia.

COLLEGE: First-team All-Conference USA as senior...played on conference title teams as sophomore and junior...played in 52 career games with 27 starts...selected to Athletic Director's Honor Roll...played at East Carolina from 2007-10...degree in business management.

PERSONAL: Lettered in football and basketball at North Johnston High in Kenly, N.C.



4

BRAD SORENSEN

Quarterback
6-5, 230
2nd NFL Season
2nd with Chargers

Draft 7 - '13
Southern Utah
Colton HS
Colton, Calif.

A seventh-round pick in 2013, Sorensen had what amounted to a redshirt year as a rookie, learning the nuances of playing quarterback in the NFL. This year, he will compete with newcomer Kellen Clemens for the back-up job with the Chargers.

Prior to joining the Chargers, Sorensen was a three-year starter at Southern Utah who was a second-team All-Big Sky Conference pick as a senior in the Thunderbirds' first year in the league. Before that, he was the Great West Conference's Offensive Player of the Year as a junior in 2011 and a first-team all-conference pick as a sophomore and a junior. He passed for over 3,000 yards each of his three seasons at Southern Utah and set numerous school records, including career passing yards (9,445), touchdown passes (61), completions (822).

A native of Colton, Calif., Sorensen played at Colton High School with cornerback Shareece Wright. In 2006, Sorensen played at San Bernardino (Calif.) Valley College, from 2007-08, he served an LDS mission in Spain, in 2009, he redshirted at BYU and from 2010-12, he played at Southern Utah.

Sorensen's family has a long lineage of college athletes. His brother, Daniel, played linebacker at Brigham Young in 2008 and safety from 2011-12. Another brother, Bryan, is a former tight end who played at San Bernardino Valley College. Oldest brother, Trevan, played tight end at UNLV in 1997 and from 2000-02, while brother, Cody, played at the University of Utah from 2004-05. And Sorensen's cousin, Justin, concluded his career as a place-kicker at BYU in 2013.

TRANSACTION HISTORY: Seventh-round pick by Chargers (221), April 27, 2013...signed May 13.

COLLEGE: FCS Elite Quarterback Award from College Football Performance Awards as senior...participated in 2013 NFLPA Collegiate Bowl...posted three highest single-season season passing yardage totals in school history...eight weekly College Football Performance Awards and two Great West Player of Week Awards during junior and sophomore seasons (2010-11), including CFP National Player of Week and Great West Conference Player of Week after 30 of 36 performance for 397 yards with five touchdown passes and rushing TD vs.

UC Davis in 2010...played at Southern Utah from 2010-12, completing 822 or 1254 (65.6 pct.) for 9,445 yards with 61 touchdowns and only 27 interceptions...redshirted at Brigham Young in 2009...first-team All-Foothill Conference and seven-time Foothill Conference Offensive Player of Week as redshirt freshman at San Bernardino Valley College in 2010...economics major.

PERSONAL: Born in Grand Terrace, Calif...two-time first-team all-league and all-county at Colton (Calif.) High...team captain and team MVP as senior after guiding school to Citrus Belt League title as junior...first-team all-league pick in basketball...served LDS Church mission in Malaja, Spain.

25

DARRELL STUCKEY

Safety
5-11, 212
5th NFL Season
5th with Chargers

Draft 4 - '10
Kansas
Washington HS
Kansas City, Kan.

The Chargers retained one of their core special teams players and an emerging defender when they agreed on a new multi-year contract in March with Darrell Stuckey.

A special teams captain and the team's Special Teams Player of the Year, Stuckey had a Pro Bowl caliber season in 2013.

Besides excelling on the specialty units, Stuckey also saw the first extended action of his career in the secondary and he performed well.

In 2013, Stuckey tied for third on the squad in special teams tackles a year after tying for the team lead. Over the past three seasons, he's recorded 34 special teams stops while regularly facing double and triple-teams from opposing squads.

Last season, including playoffs, Stuckey recorded six special teams tackles and downed four punts inside the 20. In 2012, he led the NFL with six punts downed inside the 20, while tallying six tackles inside the 20.

Besides being active all over the playing field, Stuckey is one of the Chargers' most active players in the community. It dates back to his college career at Kansas University, where he was not only one of the school's most-talent-

ed athletes, but also one of its most popular and academically gifted. Raised by a single mother, Michele Foulks, Stuckey graduated in four years and was named to the Athletic Director's Honor Roll. He was also one of the Jayhawks' most active participants in student government and community service. Stuckey enjoys delivering motivational speeches and regularly volunteers to lend a helping hand with community projects in San Diego.

Stuckey's 295 career tackles at Kansas were second-most all time among Jayhawks defensive backs. Only former NFL great Leroy Irvin (347) had more. As a junior, Stuckey tallied 93 tackles and became the Jayhawks' first non-linebacker to lead the team in tackles since 2000.

Stuckey has three brothers and three sisters. His younger sister, Denae, played basketball at Iowa State.

He enjoys painting, drawing and collecting DVD movies.

In April 2011, Stuckey married longtime girlfriend, Lacie Reed. The couple has a son, Jayton James.



TRANSACTION HISTORY: Fourth-round pick (110), April 24, 2010...signed June 25...re-signed multi-year contract, March 13, 2014.

2013: Chargers Special Teams Player of Year and Team Captain

fourth-quarter over-shoulder catch to down punt at late in 24-6 win at Jacksonville Oct. 20...three special teams tackles, including two for loss, in Jan. 5 wild card playoffs at Cincinnati...three passes defended in playoffs, including two in Jan. 12 divisional playoffs at Denver. **2012:** Forced fumble on kickoff return led to Bolts' first points of game Oct. 15 vs. Denver...led team with three special teams tackles, including season-high two inside 20, and also downed two Broncos punts inside 20, tied for most in game during season...team-high two special teams stops and diving catch to down punt at seven-yard line in Nov. 1 win over Kansas City...recovered onside kick to start second half Nov. 18 at Denver and tied season high with two downed punts inside 20, including one at Broncos' two-yard line...two plays after downing punt at two, Bolts sacked Peyton Manning in end zone for safety...injured hamstring Dec. 9 at Pittsburgh and placed on season-ending "Reserve-Injured" list Dec. 12. **2011:** Solid all-around performance Nov. 6 vs. Green Bay...recovered

onside kick after Chargers scored to get within 45-31...then recorded assisted tackle at Packers' eight after Bolts scored to get within seven points, 45-38...tied season high with two special teams stops vs. Packers. **2010:** Active for first NFL game and saw action on special teams Sept. 26 at Seattle.

COLLEGE: First-team All-Big 12 in 2008 and '09...American Football Coaches Association '09 Good Works team...Big 12 Community of Champions in '08...Jayhawks' Special Teams Player of Year and Weight Room Award in '08, and co-winner of Nolan Cromwell Leadership Award...Big 12 Defensive Player of Week after two interceptions and forced fumble vs. Missouri in '08...finished career with 295 tackles, 11 tackles for loss and eight interceptions...red-shirted in 2005...played at Kansas from 2006-09...degree in communications.

PERSONAL: Born in Kansas City, Kan...two-time Metro Offensive Player of Year and team MVP at Washington High in Kansas City...all-state as senior...led team to three-straight league titles...invited to 2005 Kansas Shrine Bowl...all-state in baseball and lettered in basketball and track.

Regular Season

Year	Team	G-S	Tack.-Asst.	Total	Sacks-Yds.	Int.-Yds.	Long	TD	Pass Def.	Fumbles For.-Rec.	TFL	Special Teams Tackles
2010	San Diego	1-0	0-0	0	0-0	0-0	0	0	0	0-0	0	0
2011	San Diego	14-0	0-0	0	0-0	0-0	0	0	0	0-0	0	12
2012	San Diego	12-0	0-0	0	0-0	0-0	0	0	0	0-0	0	12
2013	San Diego	16-0	7-2	9	0-0	0-0	0	0	1	0-0	0	10
	Totals	43-0	7-2	9	0-0	0-0	0	0	1	0-0	0	34

Postseason

Year	Team	G-S	Tack.-Asst.	Total	Sacks-Yds.	Int.-Yds.	Long	TD	Pass Def.	Fumbles For.-Rec.	TFL	Special Teams Tackles
2013	San Diego	2-0	2-1	3	0-0	0-0	0	0	3	0-0	0	3

Single-game Highs

Tackles — 3 (2 times) Last vs. Kansas City Dec. 29, 2013

Postseason Single-game Highs

Tackles — 2 at Cincinnati Jan. 5, 2014

50

MANTI TE'O

Inside Linebacker
6-1, 241
2nd NFL Season
2nd with Chargers

Draft 2 – '13
Notre Dame
Punahou HS
Laie, Hawaii

Perhaps the most renowned figure in the 2013 NFL Draft, Te'o quietly produced a solid first year in San Diego and the future looks bright for the former Heisman Trophy finalist.

Te'o's career got off to a bit of a staggered start as he suffered a foot injury early in the Bolts' first preseason game. Te'o fought his way back to start the Chargers' final 15 games, including playoffs. He ended the year with 93 tackles, third on the team and second among the linebackers, while registering five tackles for loss and four passes defended. Te'o hit his stride late in the year, racking up a season-high 11 tackles in the 2013 regular-season finale, a win over Kansas City that vaulted the Bolts into the playoffs. And in the postseason, Te'o logged 13 total tackles, tied for second-most on the team.

With fellow inside linebacker Donald Butler signing a new multi-year contract this offseason, the interior of the Chargers' defense appears to be in good hands for years to come.

In order to bring Te'o to San Diego, the Chargers made a trade with Arizona last April, moving up seven spots in the second round of the draft to select

Te'o with the 38th overall pick. He was the runner-up to Texas A&M quarterback Johnny Manziel in voting for the 2012 Heisman Trophy. Te'o captured a host of national awards after leading the Irish to an undefeated 2011 regular season and a date with Alabama in the BCS National Championship Game. Te'o led the Irish in tackles and he was third in the nation with seven interceptions. His award haul included the Walter Camp Player of the Year Award, the Maxwell Award, the Lombardi Trophy, the Bednarik Award, the Nagurski Award, the Butkus Award, the Lott Trophy and the Notre Dame Monogram Club MVP Award. A team captain, Te'o was also a consensus All-America both on the football field and inside the classroom.

A native of Laie, Hawaii on the island of Oahu, Te'o burst onto the national scene in 2010 when he led the Irish with 133 tackles as a sophomore. Awards began to pour in a year later after a team-leading 128-tackle junior season that included a career-high five sacks. Te'o's seven interceptions in 2012 set a Notre Dame record for linebackers and they were the most by a linebacker in the NCAA since 2000.

TRANSACTION HISTORY: Second-round pick by Chargers (38), April 26, 2013, signed May 13.

2013: Inactive Weeks 1-3 (foot)...NFL debut in Sept. 29 win over Dallas...big play with early third-quarter third-down tackle for loss in Oct. 20 win at Jacksonville...Bolts kicked field goal after forcing punt to take 17-3 lead...season-high 11 tackles, including one for loss, in Dec. 29 season finale vs. Kansas City.

COLLEGE: Consensus first-team All-America as senior, including AP, after earning consensus second-team honors as junior...two-time Capital One Academic All-American and National Scholar-Athlete by National Football Foundation as senior...captured 19 different Player of Week awards during career, including seven FBS Independent Defensive Player of Week Awards, five Lott IMPACT Player of Week Awards and four College Football Performance Awards...Notre Dame Rockne Student-Athlete of Year as junior...fin-

ished career with 49 starts in 51 games including 48-straight to end career, 437 total tackles (third in school history), 34 tackles for loss (11th), 8.5 sacks, seven interceptions, two forced fumbles and two fumble recoveries...played at Notre Dame from 2009-12...graphic design degree.

PERSONAL: Born in Laie, Hawaii...USA. Today Defensive Player of Year and Sporting News' High School Athlete of Year as senior 2008 at Punahou High School in Laie, Hawaii...led school to first-ever state title as senior...invited to 2009 Under Armour All-American Game in Orlando, Fla. and Hawaii Prep Classic, featuring all-stars from U.S. mainland vs. Hawaiian all-stars...first-ever recipient of Butkus Award as top prep linebacker in country...Hawaii's Gatorade Player of Year in 2007 and '08...SuperPrep All-America and Far West Defensive Player of Year as senior...2007 Defensive Player of Year and first-team all-state by Honolulu Star-Bulletin and two-time first-team all-state and conference defensive player of year by Honolulu Advertiser.

Regular Season

Year	Team	G-S	Tack.-Asst.	Total	Sacks-Yds.
2013	San Diego	13-13	49-44	93	0-0

Postseason

Year	Team	G-S	Tack.-Asst.	Total	Sacks-Yds.
2013	San Diego	2-2	8-5	13	0-0

Single-game Highs

Tackles — 11 vs. Kansas City Dec. 29, 2013

Int.-Yds.	Long	TD	Pass Def.	Fumbles For.-Rec.	TFL	Special Teams Tackles
0-0	0	0	4	0-0	5	0

Postseason Single-game Highs

Tackles — 7 at Cincinnati Jan. 5, 2014



63

JOHNNIE TROUTMAN

Guard
6-4, 330
2nd NFL Season
3rd with Chargers

Draft 5 - '12
Penn State
Pemberton Township HS
Brown Mills, N.J.

Johnnie Troutman was like a redshirt freshman for the Chargers in 2013. Drafted in the fifth round in 2012, he had to have surgery for a pectoral injury prior to the draft and he wound up spending the entire 2012 season on the "Reserve-Non-Football Injury" list.

Troutman returned to the field last season and played in 16 games, plays-offs included, and he started 10. As injuries took a toll on the left side of the Bolts' offensive line, Troutman wound up starting nine games in the middle of

the season for Chad Rinehart at left guard. And when Jeromey Clary couldn't go in the Divisional round at Denver due to a shoulder injury, Troutman stepped up and made his first-ever start at right guard in one of the team's biggest games of the year.

As a collegian at Penn State, Troutman's started his last three seasons at left guard for the Nittany Lions and didn't allow a single sack. And as a senior in 2011, he wasn't flagged for a single penalty.

TRANSACTION HISTORY: Fifth-round pick (147), April 28, 2012...signed May 11.

2013: Inactive Weeks 1-2...NFL debut Sept. 22 at Tennessee, seeing action late in game at left guard...first career start at left guard Sept. 29 vs. Dallas and started Games 4-12 as injury replacement for Chad Rinehart...started Jan. 12 divisional playoffs at Denver for injured Jeromey Clary. **2012:** Spent entire season on "Reserve-Non-Football Injury" list while recovering from pectoral surgery.

COLLEGE: Honorable mention All-Big Ten as senior in 2011...Brooks-Irvine Memorial Football Club of New Jersey's Division I College Player of Year in 11...invited to 2012 Senior Bowl...as senior, shared team's Richard Maginnis

Games Played-Started: 2013 (14-9, San Diego).

Memorial Award as outstanding offensive lineman who exemplified spirit, dedication and commitment to program...started 32 of last 38 games, including 13 as senior when Nittany Lions led Big Ten and ranked 18th in nation for fewest sacks allowed...redshirted in 2007...played at Penn State from 2008-11...African and African-American studies degree.

PERSONAL: Born in Trenton, N.J...three-time All-Burco/ Olympic-Patriot Football Conference pick at Pemberton Township High in Brown Mills, N.J...twice named to New Jersey All-Group III squad...team captain as senior while being named all-state and All-South Jersey...played on both offensive and defensive lines.

Postseason Games Played-Started: 2013 (2-1, San Diego).



52

REGGIE WALKER

Linebacker
6-0, 244
6th NFL Season
2nd with Chargers

Free Agent - '13
Kansas State
Grant HS
Sacramento, Calif.

Primarily a special teams performer his first four seasons in the NFL, Walker joined the Chargers last September and became a key cog and versatile contributor on the defense as he saw time at both inside and outside linebacker.

Even though he didn't sign with the Chargers until September, Walker didn't wait long to make an impression on his new teammates. Late in the first quarter of the team's Sept. 15 game at Philadelphia, Walker made a touch-down-saving tackle at the end of a 70-yard catch-and-run by the Eagles' LeSean McCoy. The Bolts' defense ended up holding the Eagles to a field goal and Walker's hustle play would later prove to be instrumental as the Bolts knocked off the Eagles by three points, 33-30, for their first win of the season.

Walker grew up an Army brat. His dad, Reggie, Sr., was a sergeant in the Army and his mom, Myra, also served. They met in Korea and were stationed in Fairbanks, Alaska when Reggie was born. Before settling in Sacramento, California, the Walkers

lived in Alaska, North Carolina, New Jersey and Missouri. Walker has two younger brothers. Brother, Dominique, played junior college football as a linebacker at Sacramento City College, but he too opted for a career in the military, enlisting in the Air Force where he is now a military policeman. His youngest brother, Thomas, is aiming to follow in Reggie's footsteps. He recently graduated from Grant High School in Sacramento where he too played linebacker and is now headed to the University of Louisiana-Monroe. Both of Walker's parents were good athletes themselves, especially his mom, who was an all-state performer in basketball and softball in North Carolina. Walker's cousin, Chevon Keith, is also a special talent. She played collegiate women's basketball at Western Carolina and now plays in a professional league in Finland.

Away from football, Walker enjoys a quiet life at home with his wife, Chelsea, and their two children, Kennedy and Charlotte. Walker and Chelsea met while attending Kansas State.

TRANSACTION HISTORY: Signed with Arizona as undrafted rookie, May 1, 2009...re-signed July 30, 2011 and March 29, 2012...released May 31, 2013...signed with Chargers, Sept. 2...re-signed with Chargers, March 14, 2014.

2013: First NFL start Sept. 15 at Philadelphia...season-high 11 tackles to go along with first-career sack Sept. 22 at Tennessee...late fourth-quarter sack to help seal 24-6 win in Jacksonville Oct. 20...first-career start at outside line-

backer Nov. 24 at Kansas City and led team with three quarterback pressures...second-quarter forced fumble Dec. 8 vs. New York Giants led to touch-down five plays later for 24-0 lead. **2012:** Special teams captain...tied his career high with four solo tackles in Sept. 9 season opener against Seattle. **2011:** Second on team with career-high 16 special teams tackles...season-high seven tackles Sept. 18 at Washington... season-high four special teams stops Oct. 30 at Baltimore. **2010:** Tied for team high with three special teams stops Dec. 12 vs. Denver. **2009:** Only member of undrafted rookie class to make final 53-man roster...NFL debut Sept. 20 at Jacksonville...season-high four stops in Jan. 3 regular-season finale vs. Green Bay...inactive for Jan. 10 Wild Card Playoff game vs. Packers but team-high two special teams stops Jan. 16 vs. New Orleans in Divisional Playoffs.

COLLEGE: Played in 46 career games with 22 starts, tallying 163 tackles, 15.5 tackles for loss, five sacks, six passes defended and three forced fumbles...recorded first-career sack and interception as junior in 2007 vs. Auburn...played at Kansas State from 2005-08...family studies major.

PERSONAL: Born in Fairbanks, Alaska...first-team All-CIF Sac-Joaquin at Grant High School in Sacramento, Calif... Metro Conference Defensive MVP and all-league...all-conference rugby player as well...member Math Honors Club.

Regular Season

Year	Team	G-S	Tack.-Asst.	Total	Sacks-Yds.	Int.-Yds.	Long	TD	Pass Def.	Fumbles For.-Rec.	TFL	Special Teams Tackles
2009	Arizona	7-0	4-0	4	0-0	0-0	0	0	0	0-0	0	4
2010	Arizona	11-0	8-0	8	0-0	0-0	0	0	0	0-0	0	10
2011	Arizona	16-0	5-3	8	0-0	0-0	0	0	0	0-0	0	16
2012	Arizona	14-0	9-3	12	0-0	0-0	0	0	1	0-0	0	8
2013	San Diego	16-6	30-12	42	3-25	0-0	0	0	0	1-0	5	0
	Totals	64-6	56-18	74	3-25	0-0	0	0	1	1-0	5	38

Postseason

Year	Team	G-S	Tack.-Asst.	Total	Sacks-Yds.	Int.-Yds.	Long	TD	Pass Def.	Fumbles For.-Rec.	TFL	Special Teams Tackles
2009	Arizona	1-0	0-0	0	0-0	0-0	0	0	0	0-0	0	2
2013	San Diego	2-0	4-3	7	0-0	0-0	0	0	1	0-0	0	1
	Totals	3-0	4-3	7	0-0	0-0	0	0	1	0-0	0	3

Single-game Highs

Tackles — 11 at Tennessee Sept. 22, 2013
Sacks — 1 (3 times) Last: at Miami Nov. 17, 2013

Postseason Single-game Highs

Tackles — 6 at Cincinnati Jan. 5, 2014

OFFENSIVE & DEFENSIVE RANKINGS BY YEAR

(SINCE 1970 AFL-NFL MERGER)

Year	Offense			Defense			Year	Offense			Defense		
	Total	Rush	Pass	Total	Rush	Pass		Total	Rush	Pass	Total	Rush	Pass
1970	15	22	8	21	20	12	1992	6	9	7	4	21	9
1971	2	19	1	24	24	16	1993	14	10	7	18	2	28
1972	10	15	10	10	5	17	1994	11	7	12†	14	5	22
1973	19	18	18	22	21	21	1995	16	15	18	10	14	12
1974	7	8	10	26	23	26	1996	26	29	14	23	17	25
1975	25	18	25	23	24	19	1997	28	28	21	21	11	23
1976	11	17	8	22	14	27	1998	24	15	26	1	1	11
1977	15	22	9	6	16	6	1999	26	27	18	12	3	22
1978	4	20	1	8	15	7†	2000	28	31	18	13	4	22
1979	5	27	1	5	8	7	2001	11	20	11	11	7	20
1980	1	16	1	6	10	6	2002	16	8	22	30	11	32
1981	1	16	1	27	5	28	2003	14	6	19	27	25†	21
1982	1	11	1	25	9	28	2004	10	6	16	18	3	31
1983	1	25	1	26	18	25	2005	10	9	12	13	1	28
1984	4	24	2	26	10	28	2006	4	2	16	10	7	13
1985	1	20	1	28	13	28	2007	20	7	26	14	16	14
1986	12	24	7	23	7	25	2008	11	20	7	25	11	31
1987	21	27	8	15	24	4†	2009	10	31	5	16	20	11
1988	26	12	26	21	22	16	2010	1	15	2	1	4	1
1989	21	16	22	6	13	4	2011	6	16	6	16	20	13
1990	15	3	24	5	5	9	2012	31	27	24	9	6	18
1991	13	2	24	19	14	22	2013	5	13	4	23	12	29



32

ERIC WEDDLE

Free Safety
5-11, 200
8th NFL Season
8th with Chargers

Draft 2 - '07
Utah
Alta Loma HS
Alta Loma, Calif.

A leader of the Chargers' defense and one of the squad's top special teams performers, Weddle earned his second Pro Bowl appointment and his second Chargers Defensive Player of the Year Award in 2013. A reigning four-time Associated Press All-Pro selection and No. 92 on the NFL's list of its Top 100 players, Weddle had an outstanding all-around season in 2013, topping 100 tackles to lead the team for the second year in a row, while eclipsing the century mark for the third time in seven seasons. Weddle tied for the team lead with two interceptions during the regular season and he was second on the squad with 10 passes defended. He also made his mark on special teams, ranking second on the squad with 11 tackles, while also successfully executing two fake punts, including one in overtime of the Bolts' regular-season finale against Kansas City that helped catapult the team into the playoffs for the first time since 2009.

With Weddle serving as the quarterback of the defense, the unit played some of its best football down the stretch in 2013, collecting 16 takeaways in the final eight games of the year, playoffs included, more than double the team's total of the first 11 games. The unit also allowed just five passing touchdowns in the final five games as the Bolts went 4-1 in December en route to the postseason. It was a significant improvement over the 18 touchdown passes that the defense allowed in the first 11 games.

Recently, Weddle has received as much recognition for his play on the field as he has for his appearance off it. Last season, he started growing a beard that grew to epic proportions. Years earlier, his father, Steve, had grown a beard and it served as an inspiration to Weddle, who swore not to shave the beard until the Chargers went to the Super Bowl or were eliminated from the playoffs. And he still has the beard. So popular is the beard that it even has its own twitter handle (@weddesbeard) and T-shirts.

Weddle is one of the NFL's top game-changers. He's started every game over the last four seasons, 64 straight heading into 2014. His 12 interceptions over the last three seasons (2011-13) are tied for third-most in the NFL, while three of his 18-career picks have been returned for touchdowns. And he has three career interceptions against Peyton Manning, two of which he's returned for touchdowns and a third that prevented a touchdown during a win over Manning's Colts in the divisional playoffs at the end of Weddle's rookie season in 2007. Weddle also has been a thorn in the side of the Kansas City Chiefs, recording four interceptions against them since 2011.

Weddle moved into the starting lineup in 2008 and finished the year second on the team in tackles with a career-high 135, just one behind the team leader. He also set a team record with an 86-yard fumble return for a touchdown against the Atlanta Falcons. His all-around game improved each year and in 2010, he received his first all-pro honors when he was selected to AP's All-Pro second team after the Chargers finished the season ranked first in the

NFL in pass defense. Weddle helped turn around a pass defense that just two seasons earlier ranked second-to-last in the league. Within months, the Chargers rewarded Weddle with a new five-year contract and it kicked off the best season of his young career in 2011. He helped clinch two early-season back-to-back wins with late fourth-quarter interceptions, becoming just the third Chargers defender to do so in the previous 20 years. It was the beginning of a Pro Bowl season in which Weddle tied for the NFL lead with a career-high seven picks. And it wasn't just Pro Bowl accolades that Weddle earned as a slew of All-Pro accolades followed, accompanied by his selection as the Chargers' Defensive Player of the Year. Weddle even intercepted two passes in the Pro Bowl, one of which resulted in a touchdown after a lateral, while also breaking up a game-high three passes in a 59-41 win by the AFC.

A Southern California native, playing for the Chargers has been a dream come true. Weddle grew up in Alta Loma, Calif., a little more than 100 miles north of San Diego. He and his wife, Chanel, his former high school sweetheart, married in La Jolla in July 2005. The couple has four children: Brooklyn Marie, Silver Jean, Gaige and Kamri Jo. On the day in 2007 when the Chargers traded with Chicago to move up 25 spots in the second round to draft Weddle, Chanel surprised him by telling him that she was pregnant with Gaige. Eric and Chanel wed before Eric's junior season at Utah. They lived near Utah State in Ogden where Chanel went to school and played soccer for the Aggies. Eric, meanwhile, commuted nearly an hour each way to Salt Lake City where the University of Utah is located for school and football.

Weddle was a special education major at Utah who helped tutor students with learning disabilities. As a professional, he has remained active in the community supporting a number of worthy causes, including breast cancer as his grandmother is a two-time survivor of the disease.

Weddle is a gym-rat and an avid golfer. He plays basketball and golf several times a week and is a single-digit handicap on the links. In January, just days after the Chargers were eliminated from the AFC playoffs, Weddle tweeted out a picture after hitting his first-ever hole-in-one on the 210-yard fifth hole at the Ko'o-lau Golf Club in Honolulu. Weddle also enjoys bowling and movie nights with the family.

Weddle's incredible rise through the NFL was chronicled in a book entitled "No Excuses, No Regrets: The Eric Weddle Story," It was written by Trent Toone and published by Shadow Mountain. The book, which tells Weddle's story of overcoming adversity and accomplishing impossible dreams, hit bookshelves in May 2013. Weddle's former coach at the University of Utah, Kyle Wittingham, wrote the foreword.



TRANSACTION HISTORY: Second-round pick (37), April 28, 2007...signed four-year contract, July 24, 2007...signed new five-year contract, July 30, 2011.

2013: Pro Bowl...Associated Press Second-Team All-Pro and First-Team by Sports Illustrated...All-AFC by Professional Football Writers of America (PFWA)...All-AFC West by ESPN...Chargers David Griggs Memorial Award as Defensive Player of Year...Team Captain...two big third-down passes defended in 30-21 win over Dallas Sept. 29...broke up sec-

ond-quarter 3rd-and-6 pass to Jason Witten that led to missed 56-yard FG...in fourth quarter, broke up deep 3rd-and-8 pass to Witten...following punt, Antonio Gates caught 56-yard TD pass for 30-21 lead...then with 2:50 left in game, wrapped up Terrance Williams at the one-yard line and held him up while Crezdon Butler forced a fumble that Richard Marshall recovered in end zone for touchback to seal victory...played in 100th career game and racked up career-high 16 tackles Nov. 3 at Washington...Nov. 10 vs. Denver, successfully executed fake punt on 4th-and-1 on opening series of game...Nov. 24 at

Kansas City, sealed 41-38 victory with forced fumble and fumble recovery on Chiefs' last ditch play of the game...outstanding all-around game Dec. 1 vs. Cincinnati...first interception of season in second quarter...later in quarter, recorded special teams tackle inside 20 (16-yard line) after punt...in third quarter, one-yard tackle for loss led to punt on first drive of quarter...and in fourth quarter, returned BenJarvus Green-Ellis fumble 27 yards to help set up field goal...high-light-reel INT off Oakland's Matt McGloin Dec. 22...left in air to break up pass and then made diving catch to secure pick...led to touchdown for 10-7 lead two plays later in eventual 26-13 win...during Raiders' game, increased season tackle total to 102 for second-straight and third-career 100-tackle season...made perhaps gutsiest call of career in Dec. 29 overtime win vs. Kansas City to put Chargers into playoffs...helped keep game-winning field goal drive in OT alive by successfully executing fake punt with two-yard run on 4th-and-2 from own 28 yard line **2012: Chargers MVP...first-team All-Pro by CBS Sports.com and Pro Football Weekly & PFWA...second-team AP All-Pro** interception on second play of game Sept. 16 vs. Tennessee led to touchdown and 14-0 lead...Sept. 30 interception vs. Kansas City was fourth vs. Matt Cassel in team's last three games...sack and forced fumble against New Orleans' Drew Brees during Oct. 7 Sunday Night Football game was first sack since 2009...interception and 23-yard return for touchdown off Denver's Peyton Manning Nov. 18 at Sports Authority Field...ended streak of 231 straight passes at home without interception by Manning...Dec. 9 at Pittsburgh, executed fake punt with four-yard run for first down from team's own 28-yard line late in third quarter...six-yard, first-down run on 4th-and-1 fake punt in second quarter of Dec. 30 win vs. Oakland sustained touchdown drive that gave Chargers 17-7 lead. **2011: Pro Bowl starter...AP First-team All-Pro, Pro Football Weekly & PFWA, Sporting News and Sports Illustrated...Chargers Defensive Player of Year...USA Football All-Fundamentals Team pick**...game-clinching interception with 55 seconds left in fourth-quarter of 20-17 win over Kansas City Sept. 25...week later, intercepted Miami's Chad Henne with 2:53 left in final quarter to preserve 26-16 victory...goal-line interception off New York Jets' Mark Sanchez Oct. 23...career-high two picks off Chiefs' Cassel in ESPN MNF game Oct. 31 at Arrowhead Stadium...first pick led to field goal and second pick in fourth quarter helped send game to OT...Dec. 5 interception during Monday Night Football game in Jacksonville led to touchdown and 24-14 lead...career-best seventh interception of season led to touchdown for 31-28 AFC lead in Dec. 11 win over Buffalo...game-high two interceptions with 90 yards in returns, including 63-yarder in Pro Bowl at Aloha Stadium...added game-high three passes defended and tied for second on AFC with five stops...pick in third quarter off Carolina's Cam Newton set up field goal for 31-28 AFC lead...returned second pick off Newton in fourth quarter 27 yards and lateraled to Kansas City's Der-

rick Johnson who took it final 60 yards for touchdown and 59-35 AFC lead. **2010: Second-team AP All-Pro**...touchdown saving pass defended in end zone during 29-23 win at Houston Nov. 7...Game Ball after 41-yard interception return touchdown vs. Manning and two deep passes defended vs. Reggie Wayne in 36-14 win Nov. 28 at Indianapolis...career-high-tying 12 tackles Dec. 26 at Cincinnati **2009:** Game Ball after first-career interception return touchdown (31 yards) Sept. 27 vs. Miami for 23-6 lead...Game Ball following Dec. 25 win at Tennessee to clinch No. 2 seed in AFC playoffs...had late third quarter interception off Vince Young and helped force punt on next series with two-yard tackle for loss vs. NFL's leading rusher, Chris Johnson **2008:** Team-record 86-yard fumble return touchdown Nov. 30 vs. Atlanta...career-high 12 tackles Dec. 21 win at Tampa Bay and again week later in AFC West clinching win over Denver Dec. 28...team-high three passes defended and shared fourth-quarter tackle for loss in Jan. 5 Wild Card win vs. Indianapolis...sack among 11 tackles in Jan. 11 Divisional Playoffs at Pittsburgh **2007:** Series of big 3rd-down plays in first half of first-career game vs. Chicago...third-down tackle for loss, two quarterback pressures and sack on consecutive series...first-career interception to seal 35-10 win over Houston Oct. 28...one-handed interception prevented touchdown in third quarter of Divisional Playoff win at Indianapolis.

COLLEGE: Mountain West Conference Defensive Player of Year and first-team all-conference in 2005 and '06...first-team All-America as senior and second-team as junior...Defensive MVP of 2005 Emerald Bowl...second-team all-conference, honor roll, Dean's List and elected to Utah's Football Leadership Committee as soph in '04...Freshman All America, All-MWC honorable mention and Academic All-MWC pick in '03...school-record nine forced fumbles...conference-record and second in school annals with 18 career interceptions...also second with three interception return touchdowns...tied MWC record, eighth in nation and second in school history with seven interceptions as senior...only player in school and MWC history to score touchdowns passing, rushing, on interception return and fumble return in season (2006) and career...Walter Camp National Player of Week after '06 game vs. San Diego State with three interceptions, two returned for touchdowns, and rush score...also in '06, on field for 90 plays vs. Air Force, scoring two rushing touchdowns and holding for game-winning field goal in 17-14 victory...late interception in '06 Armed Forces Bowl vs. Tulsa sealed win in final collegiate game...played at Utah from 2003-06...special education major.

PERSONAL: Born in Fontana, Calif...two-time Mt. Baldy League Offensive and Defensive MVP...three-time all-league, two-time All-CIF and Mt. Baldy Rookie of Year at Alta Loma (Calif.) High...lettered in basketball and baseball.

ERIC WEDDLE'S HONORS BOARD



Pro Bowl starter (2011, 2013 seasons)



Four-Time Associated Press All-Pro
First-Team (2011), Second-Team (2010, 2012, '13)



Chargers Most Valuable Player (2012) & Defensive Player of the Year (2011, 2013)



PFWA First-Team All-Pro (2011-12)
PFWA All-AFC (2013)



CBSsports.com First-Team All-Pro (2012)



Sports Illustrated First-Team All-Pro (2011)



Sporting News First-Team All-Pro (2011)

Regular Season

Year	Team	G-S	Tack.-Asst.	Total	Sacks-Yds.	Int.-Yds.	Long	TD	Pass Def.	Fumbles For.-Rec.	TFL	Special Teams Tackles
2007	San Diego	15-0	41-7	48	1-5	1-0	0	0	6	0-0	4	6
2008	San Diego	16-16	109-26	135	1-0	1-3	3	0	5	0-1	4	2
2009	San Diego	13-13	69-13	82	15-9.5	2-44	31†	1	4	0-0	4	0
2010	San Diego	16-16	72-21	93	0.5-4	2-64	41†	1	10	0-0	7	1
2011	San Diego	16-16	67-25	92	0-0	7-89	26	0	8	0-1	2	4
2012	San Diego	16-16	80-31	111	1-0	3-52	23†	1	5	1-0	7	0
2013	San Diego	16-16	96-18	114	1-6	2-21	21	0	10	1-2	5	11
Totals		108-93	534-141	675	6-24.5	18-273	41†	3	48	2-4	33	24

Postseason

Year	Team	G-S	Tack.-Asst.	Total	Sacks-Yds.	Int.-Yds.	Long	TD	Pass	Fumbles	TFL	Special Teams
									Def.	For.-Rec.		Tackles
2007	San Diego	3-0	6-2	8	0-0	1-0	0	0	1	0-0	0	0
2008	San Diego	2-2	15-4	19	1-4	0-0	0	0	3	0-0	3	0
2009	San Diego	1-1	8-0	8	1-7	0-0	0	0	0	0-0	1	0
2013	San Diego	2-2	8-2	10	0-0	0-0	0	0	1	0-0	0	1
	Totals	8-5	37-8	45	2-11	1-0	0	0	5	0-0	4	1

Single-game Highs

Tackles — 16 at Washington Nov. 3, 2013

Sacks — 1 (5 times) Last: at Miami Nov. 17, 2013

Interceptions — 2 at Kansas City Oct. 31, 2011

Interception Return Yards — 41 at Indianapolis Nov. 28, 2010

Interception Return Long — 41 at Indianapolis Nov. 28, 2010

Postseason Single-game Highs

Tackles — 11 at Pittsburgh Jan. 11, 2009

Sacks — 1 (2 times) Last: vs. New York Jets Jan. 17, 2010

Interceptions — 1 at Indianapolis Jan. 13, 2008



72

KENNY WIGGINS

Tackle
6-6, 314
2nd NFL Season
2nd with Chargers

Free Agent — '13
Fresno State
Elk Grove HS
Elk Grove, Calif.

A former practice squad player in Baltimore, San Francisco and with the Chargers, Wiggins spent the second half of the 2013 season on the Bolts' active roster, including playoffs, but he did not appear in any games.

A native of Elk Grove, Calif., Wiggins attended Fresno State where two of his teammates were Chargers running back Ryan Mathews and wide receiver Sevi Ajitrotutu.

TRANSACTION HISTORY: Signed with San Francisco as undrafted rookie, July 27, 2011...waived Sept. 3...signed to Baltimore's practice squad Nov. 28...contract expired, Jan. 30, 2012...re-signed with San Francisco, Feb. 6...waived Aug. 31...signed to 49ers' practice squad, Sept. 2...re-signed with 49ers, Feb. 6, 2013...waived Aug. 31...signed to Chargers' practice squad Sept. 2...signed to active roster, Nov. 16...waived Nov. 18...re-signed to Chargers' practice squad Nov. 20...re-signed to active roster Nov. 23.

2011: Signed to Baltimore's practice squad Nov. 28 and remained there for balance of season.

COLLEGE: First-team All-Western Athletic Conference as senior in 2010...second-team All-WAC as junior...helped block for Ryan Mathews' 1,808-yard, 19-touchdown season in 2009...played in 42 career games...redshirted in 2006...played at Fresno State from 2007-10...communications major.

2013: Spent first nine weeks of season on Chargers' practice squad...elevated to active roster for final nine weeks, including playoffs, but did not appear in any games. **2012:** Spent entire season on San Francisco's practice squad.

PERSONAL: Born in Elk Grove, Calif...first-team All-Delta League in football and basketball at Elk Grove High School.



23

STEVE WILLIAMS

Cornerback
5-10, 185
2nd NFL Season
2nd with Chargers

Draft 5 — '13
California
Skyline HS
Dallas, Tex.

Williams, a fifth-round pick from California in 2013, will look to re-start his career after his rookie season was cut short by a pectoral injury suffered during a preseason game in Chicago. The injury was season-ending and landed Williams on the "Reserve-Injured" list.

Williams actually caught the eye of Chargers General Manager Tom Telesco in 2011, when the former Colts Director of Player Personnel had ventured to "The Big Game" in Palo Alto to scout Stanford quarterback Andrew Luck. Early in the game, Williams jumped an out route thrown by Luck, picking off the pass and returning it 45 yards to the Stanford four-yard line. Even though he was just a sophomore, that play stuck in the back of Telesco's mind. Luck, meanwhile, went on to be selected by the Colts with the first overall pick in the 2012 NFL Draft.

Williams tossed his hat into the NFL ring after only three seasons at Cal, including a 2012 junior campaign in which he earned honorable mention All-Pac-12 and team MVP honors. His 2012 statistics included career highs in interceptions (three), total passes defended (13), tackles (80) and tackles for loss (seven).

TRANSACTION HISTORY: Fifth-round pick (145), April 27, 2013...signed May 13.

2013: Suffered torn pectoral muscle during Aug. 15 preseason game at Chicago...placed on "Reserve-Injured" list Aug. 26.

COLLEGE: Honorable mention All-Pac-12, Bear Backers MVP on defense and team's Most Valuable Defensive Back as junior...Pac-12 Defensive Player of Week after interception and four pass breakups vs. Washington State in 2012...Bob Simmons Award as Most Valuable Freshman on Defense in 2010... finished career with 150 tackles, six interceptions, nine tackles for loss, 25 pass breakups, 31 total passes defended, sack and three forced fumbles...

redshirted in 2009...played at Cal from 2010-12...sociology major.

PERSONAL: Born in Dallas, Tex...two-time second-team Class 5A All-State at Skyline High in Dallas...invited to play in Under Armour All-America All-Star Game following senior campaign...first-team all-district as junior after helping guide squad to 12-2 mark and 5A Region II District II title.



58

TOUREK WILLIAMS

Outside Linebacker
6-4, 262
2nd NFL Season
2nd with Chargers

Draft 6-13
Florida International
Norland HS
Miami, Fla.

The Chargers' sixth-round pick in the 2013 NFL Draft, Williams gained tremendous experience as a rookie, playing 15 games, including playoffs, while starting six during the regular season at outside linebacker. He ended the year with 11 tackles to go along with a sack and forced fumble. The sack and forced fumble is one he'll never forget as it came against future Hall of Famer Peyton Manning. And along the way, Williams benefitted greatly by playing alongside veterans like Jarret Johnson and seven-time Pro Bowler Dwight Freeney.

A three-time All-Sun Belt Conference pick at Florida International, Williams

finished his career second in school history in sacks (18), yards lost (155), tackles for loss (45.5) and tackle for loss yards (224). The only Panthers player to record more was former Chargers outside linebacker Antwan Barnes.

A strong swimmer and a lifeguard as a youth, Williams decided he wanted to play water polo as a senior at Miami's Norland High School. The school's water polo program had been dormant for some time before Williams and some of his football teammates joined the team. They ended up turning the program around and helped end a winless drought that had extended for 10 seasons prior to their arrival.



TRANSACTION HISTORY: Sixth-round pick by Chargers (179), April 27, 2013...signed May 13.

2013: NFL debut Sept. 15 at Philadelphia...first-career start on ESPN's Monday Night Football Oct. 14 vs. Indianapolis...first-career sack and forced fumble vs. Denver's Peyton Manning Nov. 10 at Qualcomm Stadium.

COLLEGE: First-team All-Sun Belt Conference and team captain as senior after leading team in sacks and tackles for loss...second-team as junior and sophomore...invited to play in Texas vs. Nation All-Star Game following senior sea-

son...played defensive end in college, starting 39 games, most in school history by defensive lineman...two-time College Football Performance of Week Awards during 2012 senior season...two sacks and three tackles for loss in 2011 win at Louisville, biggest upset in school history and first-ever win over Big East team...finished career with 50 games played, 162 tackles, 45.4 tackles for loss, 18 sacks, seven passes defended, two forced fumbles and two blocked kicks...played at Florida International from 2009-12...sport and fitness major.

PERSONAL: Born in Tallahassee, Fla...first-team all-county and all-district defensive lineman at Miami's Norland High.

Regular Season

Year	Team	G-S	Tack.-Asst.	Total	Sacks-Yds.	Int.-Yds.	Long	TD	Pass Def.	Fumbles For.-Rec.	TFL	Special Teams Tackles
2013	San Diego	13-6	8-3	11	1-11	0-0	0	0	0	1-0	1	0

Postseason

Year	Team	G-S	Tack.-Asst.	Total	Sacks-Yds.	Int.-Yds.	Long	TD	Pass Def.	Fumbles For.-Rec.	TFL	Special Teams Tackles
2013	San Diego	2-0	0-0	0	0-0	0-0	0	0	0	0-0	0	0

Single-game Highs

Tackles — 2 (4 times) Last: vs. Cincinnati Dec. 1, 2013

Sacks — 1 vs. Denver Nov. 10, 2013



47

MIKE WINDT

Long Snapper
6-1, 237
5th NFL Season
5th with Chargers

Free Agent — '10
Cincinnati
Elder HS
Cincinnati, Ohio

Mike Windt's pin-point accuracy on snaps has helped both Mike Scifres and Nick Novak maximize their potential. Last season, Windt helped Novak set a new team record for season conversion rate on field goals (91.9 pct.) and tie the team record for field goals in a season (34). In 2012, he helped

Scifres set a new team record for single-season punting average and in 2011, his snaps helped Novak set the franchise mark for single season field goals of 40 and 50 yards or longer.

Windt can credit his father, Joe, for helping him fulfill his potential as a

Mike Windt, cont.

long snapper. His father, a former bowler and softball pitcher who never played football, noted that Windt had the unique ability of launching a football between his legs faster and more accurately than he could throw it overhand so he convinced his son to give long snapping a try. Windt put his talents to work at Elder High School in Cincinnati and ended up playing on back-to-back state championship teams in 2002 and '03.

It was a rather remarkable turn of events that led Mike Windt to become the Chargers' long snapper as a rookie in 2010. The first domino fell when David Binn, the team's all-time leader for career games played, was felled by a hamstring injury. With Binn on the "Reserve-Injured" list, the Chargers went through three veterans, James Dearth, Ryan Neill and Ethan Albright, yet none panned out. Dearth and Neill were both sidelined by injuries, while Albright

was cut, opening the door for Windt. Signing the Cincinnati native proved to be a fortuitous move as Windt proved to be a capable snapper for punts and field goals, and less than a year later, the Chargers severed ties with Binn, who ended his tenure in San Diego after appearing in 256 career games.

While Windt still has a long ways to go to match the 17 seasons Binn logged in San Diego, he's off to a good start. In March 2013, the Bolts locked Windt up for the long haul, inking him to a four-year deal before the start of free agency.

This April, Windt married Kate Fredrikson, an oncology nurse at Rady Children's Hospital in San Diego.

Windt's hobbies include golf, stand-up paddleboarding and spending time with his English Bulldog, Hemingway. He also has a taste for fine wines and music. Two of his favorite musicians are Michael Buble' and Frank Sinatra.

TRANSACTION HISTORY: Signed with Cincinnati as undrafted rookie April 30, 2010...waived Aug. 30...signed with San Diego, Oct. 13...re-signed, April 13, 2012...signed four-year contract, March 9, 2013.

2013: Handled all snaps in all 16 games, including playoffs...logged two special teams stops during regular season. **2012:** Career-high three special teams tackles...injured wrist Nov. 18 at Denver...placed on "Reserve-Injured" list Nov. 21. **2011:** Handled all snaps in all 16 games. **2010:** First-career game Oct. 17 at St. Louis.

Games Played-Started: 2010 (11-0, San Diego) 2011 (16-0, San Diego) 2012 (10-0, San Diego) 2013 (16-0, San Diego) **Total** (53-0).

Postseason Games Played-Started: 2013 (2-0, San Diego).

Special Teams Tackles: 2011 - 1, 2012 - 3, 2013 - 2, **Total** - 6.

COLLEGE: Snapped for nation's No. 1 punt team (39.6 avg.) in 2007...did not have unplayable snap in 395 career attempts...redshirted in 2006...played at Cincinnati from 2007-09...turned down chance to play as senior in 2010...earned degree in psychology.

PERSONAL: Played on state championship teams as junior and senior at Elder High in Cincinnati, Ohio.



39

DANNY WOODHEAD

Running Back
5-8, 200
7th NFL Season
2nd with Chargers

UFA (New England) - '13
Chadron State
North Platte HS
North Platte, Neb.

Running back Danny Woodhead proved to be a jack-of-all-trades in his first year with the Chargers.

An adept pass-catcher, Woodhead set new career highs across the board in 2013 with 76 catches (second on the team), 605 yards and six touchdowns. He finished the regular season with the most touchdown catches among all NFL running backs and the second-most receptions and receiving yards. Woodhead also scored two rushing touchdowns setting a new career high for total touchdowns in a season and he added to his scoring ledger in the postseason, scoring the Chargers' first touchdown of their wild card win in Cincinnati on a five yard run for his first-career playoff rushing touchdown.

Woodhead added 429 rushing yards to his offensive tally giving him a total of 1,034 yards from scrimmage and he tackled on 262 kickoff return yards for 1,296 all-purpose yards. Both were career highs.

Woodhead has always been a popular NFL player but his popularity reached new heights last year when Academy Award-winning actress Anne Hathaway was photographed walking her dog in Los Angeles, while sporting a replica of Woodhead's No. 39 Chargers jersey.

A native of tiny North Platte, Neb. (pop. 25,000), Woodhead is one of the most popular athletes ever to come out of the Cornhusker state. He first came onto the national scene at Chadron State College after a record-setting career at North Platte High. Nebraska's 2003 Player of the Year, Woodhead was overlooked by the state's biggest schools, including the University of Nebraska, so he followed his older brother, Ben, to Chadron State where he became the first-ever athlete in school history to receive a

full-ride scholarship. Despite his diminutive 5-8, 200-pound frame, Woodhead set a number of records for the Eagles, and he became a two-time winner of the Harlon Hill Award, Division II's equivalent of the Heisman Trophy. Woodhead left the Chadron, Neb. campus as the NCAA's all-time leading rusher (7,962 yards) and he tied the national mark with 109 touchdowns. Though Chadron State never won a national championship during Woodhead's career, the Eagles went 35-11 during his tenure, including back-to-back undefeated seasons and Rocky Mountain Athletic Conference titles his junior and senior years. Their only loss each of those two seasons came in the NCAA Division II quarterfinals where both times they were defeated by Northwest Missouri State. In 2013, Woodhead was named to the Division II 40th-Anniversary Tribute Team.

Despite a record-breaking college career, Woodhead did not receive an invitation to participate at the 2008 NFL Combine. Instead he took part in a Pro Day on the University of Nebraska campus and posted a 40-yard dash time that would've been among the fastest at the Combine. Still, when the 2008 NFL Draft rolled around, all seven rounds came and went without Woodhead hearing his name called and he ended up signing a free agent contract with the New York Jets. Woodhead suffered a knee injury in training camp and spent his entire rookie year on the "Reserve-Injured" list. He returned in 2009 and played sparingly for the Jets, but in 2010 he was released after the first game of the season. It didn't take long for the rival New England Patriots to scoop up the Nebraska native and his career quickly hit an upswing. Woodhead played in 14 games for the Patriots and averaged a team-record 5.64 yards per carry for a squad that reached the AFC Divisional Playoffs. A year later, Woodhead helped the Patriots to a 13-3 regular season that culminated



with a date with the New York Giants in Super Bowl XLVI. And in 2012, he helped New England to a 12-4 mark and a trip to the AFC Championship Game.

Woodhead seemed destined to play football from early childhood. As a child, he drew numbers on the backs of his cowboys and Indians and he held make believe games in his bedroom. Looking for a bigger field, he even once drew a football field in the middle of the family's living room with a green marker. By fourth grade, he became a ball boy at North Platte High, where his dad, Mark, was an assistant coach.

Their family is extremely close. Woodhead was homeschooled until the ninth grade and his parents still live in North Platte, where Mark is now a

school teacher and high school girls basketball coach. Both of his parents also attended Chadron State and Mark played wide receiver for the Eagles in the late 1970s. Danny and Ben roomed together at Chadron and they later served as the best men in each other's weddings. All of the men in the Woodhead family go by the nickname "Woody," except for Mark, who goes by "Big Woody." They all enjoy playing golf and Danny, a scratch player, is the family's best. Mom, Annette, is extremely devout and to this day she still sends Danny scriptures prior to each of his games.

Woodhead and his wife, Stacia, have two children, daughter, Gia Grace, and son, Will Daniel.

TRANSACTION HISTORY: Signed with New York Jets as undrafted rookie, May 2, 2008...waived Sept. 6, 2009...re-signed to Jets' practice squad, Sept. 9...signed to Jets' active roster, Oct. 17...re-signed with Jets, Jan. 25, 2010...waived Sept. 14...signed with New England, Sept. 18, 2010...contract expired March 12, 2013...signed with Chargers, March 21.

2013: USA Today All-Joe...career-best two touchdown catches (26 and 13 yards) in 30-21 Sept. 29 win over Dallas...26-yarder to open game was career-long TD catch...five-yard shovel pass for touchdown Oct. 6 at Oakland was third TD in two games...two-yard touchdown run Oct. 20 at Jacksonville was first score in 24-6 victory...led team and tied season high with nine catches Nov. 3 at Washington...appeared to score game-winning TD on six-yard catch-and-run with 29 seconds left in game as he dove and appeared to glance pylon, but call was overturned by instant replay and Chargers settled for field goal that sent game into overtime...set new career high with fourth touchdown catch of season (7 yards) Nov. 10 vs. Denver...tied career high with sixth and seventh touchdowns of season in 41-38 win at Kansas City Nov. 24...scored on 11-yard catch and three-yard run...during late fourth-quarter game-winning drive, had had consecutive catches of 19 and 14 yards to take Bolts from their own 34 to Chiefs' 33...scored career-best eighth touchdown of season to give Bolts 24-0 lead in 37-14 win over N.Y. Giants Dec. 8...scored team's first TD on five-yard run in Jan. 5 wild card playoff win at Cincinnati...first career postseason rushing score. **2012:** Had 30-yard game-winning touchdown run called back due to penalty in 20-18 loss to Arizona Sept. 16...late third-down catch (20 yards) set up game-tying field goal in Oct. 21 overtime win vs. New York Jets...first-career multi-touchdown game with one score rushing and one receiving Nov. 11 vs. Buffalo...season-high 61 yards rushing and two touchdowns Dec. 16 vs. San Francisco. **2011:** Two-point conversion runs vs. Chargers Sept. 18 and Buffalo Jan. 1...one touchdown of sea-

son (10 yard run) in Dec. 18 win vs. Denver...four-yard touchdown catch vs. New York Giants in Super Bowl XLVI. **2010:** Began season with Jets and waived day after Sept. 13 Monday Night Football season opener vs. Baltimore...ended season with New England and named to **USA Today's All-Joe Team**...ranked fourth in NFL with average of 71 yards per touch from scrimmage...first-career start and first-career game as Patriot Sept. 26 vs. Buffalo...scored on 22-yard run for hand in 38-30 win over Bills...caught first touchdown pass (11 yards) for 27-14 lead in Oct. 4 win at Miami...first-career 100-yard receiving game with 104 yards, including career-long 50-yard catch, on four catches in 45-3 win over Jets Dec. 6...season-high 125 scrimmage yards in Dec. 26 win over Bills...led Patriots in rushing while making first-career playoff start Jan. 16 vs. Jets. **2009:** Spent first five weeks of season on Jets' practice squad...first-career game Oct. 18 at Buffalo...season-high 52 scrimmage yards, including season-long 24-yard catch, in Dec. 13 win in Tampa Bay. **2008:** Injured knee during training camp and spent entire season on "Reserve-Injured" list.

COLLEGE: Associated Press Little All-America...four-time first-team Rocky Mountain Athletic Conference and three-time RMAC Offensive Player of Year...Academic All-America...second in NCAA history with 9,749 all-purpose yards and 654 career points...NCAA-record 2,756 rush yards as junior in 2006...played at Chadron State from 2005-08...math education major.

PERSONAL: Born in North Platte, Neb...Nebraska Gatorade Player of Year at North Platte High...all-state and 2003-04 High School Male Athlete of Year by Omaha World-Herald and Lincoln Journal Star...set Class A state records with 4,891 career yards and 76 touchdowns...led North Platte to one state final and two state semifinal games...averaged 26 points per game in basketball to lead state as senior.

Regular Season		Rushing				Receiving				Kickoff Returns				Spec. Tms.	
Year	Team	G-S	No.-Yds.	Avg.	Long	TD	No.-Yds.	Avg.	Long	TD	No.-Yds.	Avg.	Long	TD	Tackles
2008	N.Y. Jets	*Reserve-Injured													
2009	N.Y. Jets	10-0	15-64	4.3	16	0	8-87	10.9	24	0	1-16	16.0	16	0	6
2010	N.Y. Jets	1-0	0-0	0.0	0	0	0-0	0.0	0	0	0-0	0.0	0	0	1
2010	New England	14-3	97-547	5.6	36f	5	34-379	11.1	50	1	0-0	0.0	0	0	10
2011	New England	15-4	77-351	4.6	12	1	18-157	9.2	16	0	20-437	21.9	37	0	5
2012	New England	16-2	76-301	4.0	19	4	40-446	11.2	25	3	2-43	21.5	23	0	0
2013	San Diego	16-2	106-429	4.0	14	2	76-605	8.0	39	6	12-262	21.8	37	0	0
Totals		72-11	371-1,692	4.6	36f	12	176-1,674	9.5	50	10	36-758	21.7	37	0	0

Postseason		Rushing				Receiving				Kickoff Returns				Spec. Tms.	
Year	Team	G-S	No.-Yds.	Avg.	Long	TD	No.-Yds.	Avg.	Long	TD	No.-Yds.	Avg.	Long	TD	Tackles
2009	N.Y. Jets	2-0	0-0	0.0	0	0	1-(1)	-1.0	-1	0	0-0	0.0	0	0	0
2010	New England	1-1	14-46	3.3	8	0	6-52	8.7	19	0	0-0	0.0	0	0	0
2011	New England	3-1	17-61	3.6	11	0	5-49	9.8	19	1	4-129	32.3	41	0	0
2012	New England	2-1	4-11	2.8	7	0	1-12	12.0	12	0	0-0	0.0	0	0	0
2013	San Diego	2-0	24-83	3.5	9	1	5-24	4.8	11	0	1-23	23.0	23	0	0
Totals		10-3	59-201	3.4	11	1	18-136	7.6	19	1	5-152	30.4	41	0	0

29

SHAREECE WRIGHT

Cornerback
5-11, 182
4th NFL Season
4th with Chargers

Draft 3B – '11
Southern California
Colton HS
Colton, Calif.

After two years of waiting patiently, Shareece Wright's time arrived in 2013. A starter for the first time in his career, Wright led the team in passes defended during the regular season and the playoffs, and he recorded the first two interceptions of his career, including a pivotal one in the Bolts' wild card playoff win in Cincinnati.

The second of two third round picks by the Chargers in 2011, Wright appeared on track for a big year in 2012 after appearing in just seven games as a rookie. He was coming off a solid preseason, one that included a performance against Dallas in which he had a 73-yard interception return, a sack and forced fumble, and two passes defended. But on the first play of the Chargers' 2012 opener at Oakland, Wright hurt his foot while making a special teams tackle inside the 20 and it sent him to the sidelines for the rest of the night and for the next six games. Once healed, he played in each of the

Chargers' last nine games, but he didn't make any starts and finished the year with just 14 tackles on defense and seven more on special teams.

A native of Colton, Calif., east of Los Angeles, the Chargers were Wright's hometown team and they were the team he was hopeful would draft him. He even brought a Chargers hat with him to his 2011 draft party just in case the call came, which it did after Wright's strong finish to an up-and-down collegiate career at nearby USC.

Wright has a relationship with with the Juvenile Diabetes Research Foundation. The daughter of his former football coach from Colton High School has the disease and it inspired Wright to work with the foundation to help put an end to diabetes.

In February, Wright became a father himself, celebrating the birth of his son, Elijah James.



TRANSACTION HISTORY: Third-round pick (82), April 29, 2011... signed with Chargers, July 30.

2013: Inactive Weeks 3-4 and active but did not play Week 5 (hamstring)...two passes defended on one series Nov. 24 at Kansas City, second of which was intercepted by teammate Marcus Gilchrist...led to touchdown that gave Bolts 24-21 lead...first-career interception and team-high three passes defended Dec. 8 vs. New York Giants...first pass defended was intercepted by teammate Donald Butler... interception and 41-yard return came at 2:00 mark of fourth quarter to help seal victory...team-high two passes defended, both on third-down plays, in Dec. 12 win at Denver...third-down interception and 30-yard return in third quarter of Jan. 5 wild card playoffs at Cincinnati led to field goal for 20-10 lead... team-high three passes defended in Jan. 12 divisional playoffs at Denver. **2012:** Injured foot making special teams tackle inside 20 on opening kickoff of Monday Night Football season opener at Oakland...inactive next six games...returned Nov. 1 vs. Kansas

City...season-high six tackles Nov. 18 at Denver. **2011:** First-career game on Monday Night Football Oct. 31 at Kansas City.

COLLEGE: Team captain as fifth-year senior in 2010...won three Rose Bowl rings during career...granted medical redshirt in 2008...academically ineligible during 2009 season but re-instated for Emerald Bowl vs. Boston College and sealed 24-13 win with interception...finished career with 127 tackles, 3.5 sacks, 8.5 tackles for loss, four fumble recoveries, one interception and 13 passes defended...also had 24 career special teams tackles and one blocked field goal...played at Southern California from 2006-10...sociology major.

PERSONAL: Born in San Bernardino, Calif...All-America, All-CIF and All-Citrus Belt League at Colton (Calif.) High...scored 34 touchdowns and recorded 170 tackles, four sacks and three interceptions over final two seasons...played guard and forward on basketball team.

Regular Season

Year	Team	G-S	Tack.-Asst.	Total	Sacks-Yds.
2011	San Diego	7-0	0-0	0	0-0
2012	San Diego	10-0	9-5	14	0-0
2013	San Diego	13-13	55-2	57	0-0
	Totals	30-13	64-7	71	0-0

Postseason

Year	Team	G-S	Tack.-Asst.	Total	Sacks-Yds.
2013	San Diego	2-0	7-3	10	0-0

Single-game Highs

Tackles — 8 vs. Houston Sept. 9, 2013

Interceptions — 1 vs. NY Giants Dec. 8, 2013

Interception Return Yards — 41 vs. New York Giants Dec. 8, 2013

Interception Return Long — 41 vs. New York Giants Dec. 8, 2013

		Pass			Fumbles		Special Teams	
Int.-Yds.	Long	TD	Def.	For.-Rec.	TFL	Tackles		
0-0	0	0	0	0-0	0	4		
0-0	0	0	1	1-0	0	7		
1-41	41	0	13	0-0	1	1		
1-41	41	0	14	1-0	1	12		

		Pass			Fumbles		Special Teams	
Int.-Yds.	Long	TD	Def.	For.-Rec.	TFL	Tackles		
1-30	30	0	5	0-0	0	0		

Postseason Single-game Highs

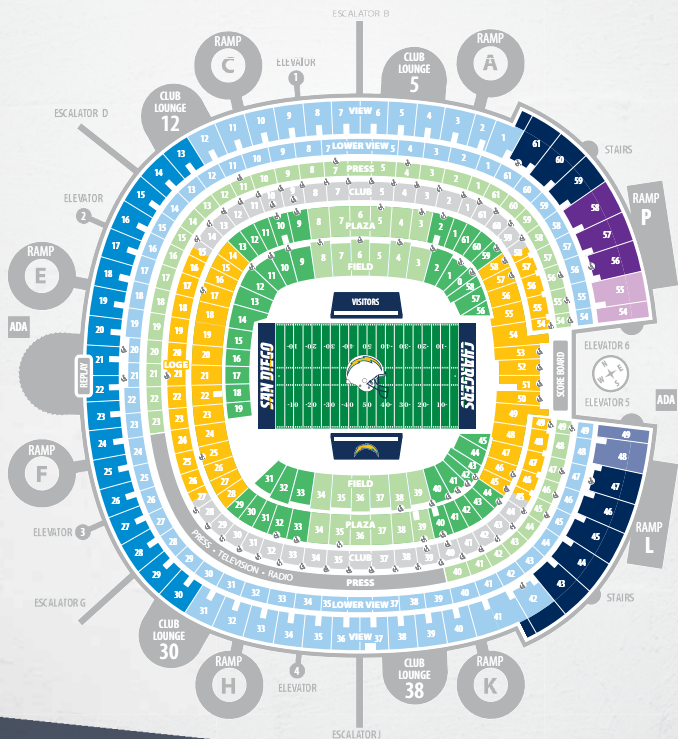
Tackles — 5 (2 times) Last at Denver Jan. 12, 2014

Interceptions — 1 at Cincinnati Jan. 5, 2014

Interception Return Yards — 30 at Cincinnati Jan. 5, 2014

Interception Return Long — 30 at Cincinnati Jan. 5, 2014

CALL **1-877-CHARGERS** OR VISIT **CHARGERS.COM**



GENERAL SEATING

2014 TICKET PRICES

	SEASON TICKET	SINGLE GAME*
PRESS, PLAZA, FIELD SIDELINE <small>(Rows 1-8 on Field Level are obstructed seats)</small>	\$1,100	\$117 - \$156
PLAZA, FIELD CORNER	\$1,000	\$109 - \$144
LOGE, PLAZA ENDZONE	\$900	\$92 - \$118
VIEW SIDELINES, LOWER VIEW	\$730	\$75 - \$95
VIEW WEST ENDZONE	\$500	\$58 - \$78

2014 TICKET PRICES

	SEASON TICKET	SINGLE GAME*
VIEW EAST ENDZONE	\$450	\$47 - \$63
VIEW EAST ENDZONE (48-49)	\$390	\$47 - \$63
VIEW FAMILY SECTION (56-58) <small>(No alcohol allowed in this area)</small>	\$450	\$47 - \$63
VIEW FAMILY SECTION (54-55) <small>(No alcohol allowed in this area)</small>	\$390	\$47 - \$63
WHEELCHAIR/COMPANION <small>Same Ambulant Seating Available *Ask Ticket Office for Details</small>	\$450, \$390	\$47 - \$78

CLUB SEATING

2014 TICKET PRICES

	THREE YEAR	ONE YEAR	SINGLE GAME*
CATEGORY 1 <small>(Sections 4-7, 35-38)</small>	\$2,650**	\$2,950	\$315
CATEGORY 2 <small>(Sections 2, 3, 8, 9, 33, 34, 39, 40)</small>	\$2,100**	\$2,450	\$260

2014 TICKET PRICES

	THREE YEAR	ONE YEAR	SINGLE GAME*
CATEGORY 3 <small>(Sections 10-15, 27-32)</small>	\$1,600**	\$1,850	\$200
CATEGORY 4 <small>(Sections 1, 41-45, 58-61)</small>	\$1,400**	\$1,650	\$180

*Prices vary by game. **Security deposit required.

Quality seat locations for our fans with disabilities are available. For Accessible Seating information, call 1-888-283-0006. For hearing impaired call 619-641-3171 (TTY). The Chargers accept Visa, MasterCard, American Express, personal checks, money orders and cash for all season ticket purchases.



DRAFT PICKS, UNRAFTED ROOKIES, FIRST-YEAR PLAYERS & ROSTERS

The Chargers' top choice in the 2013 NFL Draft, right tackle D.J. Fluker started 17 games as a rookie, including playoffs, and he earned All-Rookie honors from the Professional Football Writers of America.

Photo: Mike Nowak



22

JASON VERRETT

Cornerback
5-10, 178
Rookie

Draft 1 – '14
Texas Christian
Rodriguez HS
Fairfield, Calif.

In the first round of the 2014 NFL Draft, the Chargers selected cornerback Jason Verrett from Texas Christian.

Verrett was a highly-decorated three-year starter at TCU. As a senior in 2013, he was the Big 12 Conference's co-Defensive Player of the Year, a consensus second-team All-America and a first-team All-Big 12 pick. One of the nation's top cover cornerbacks, opposing quarterbacks rarely challenged Verrett during his senior season at TCU as only 52 passes were thrown in his direction and only 17 were completed.

Already touted as a likely first-round pick, Verrett's stock went up after he clocked a 4.38 in the 40-yard-dash at the 2014 NFL Scouting Combine, the second-fastest time among the cornerbacks.

Verrett is a native of Fairfield in Northern California. It's the same city where the Jelly Belly candy factory is located. Verrett's entire family, including his father, Warren, grew up as Raiders fans and Verrett's brother, Tre, actually works for the Raiders as a client services representative in the famed "Black Hole." Verrett joked after his introductory press conference that as soon as he was drafted by the Chargers, the entire family would be converting their alliances to the Chargers.

Verrett began his collegiate career at Santa Rosa Junior College and he transferred to TCU before the 2011 season. In his first ever game for the Horned Frogs, Verrett and his teammates faced a Baylor team that was led by quarterback Robert Griffin III "RB3" and future NFL wide receiver Kendall Wright. It was a rough introduction for Verrett as Griffin threw for 359 yards



and five touchdowns, while Wright, whom Verrett spent most of the day covering, caught 12 passes for 189 yards and two scores. Despite the rocky start, Verrett improved each week. Six games into the season, the coaches moved him into the starting lineup and the results were dramatic. Over the Horned Frogs' first six games, the defense was surrendering 267.7 passing yards and 410.0 total yards per game, but then over the last seven games with Verrett in the starting 11, the defense improved significantly, yielding just 194.7 passing yards and 310.0 total yards per game. By the end of the year, Verrett had shown enough to earn honorable mention All-Mountain West Conference honors.

Verrett enjoyed the best statistical season of his career after starting 13 of 13 games as a junior in 2012. It's also when he began popping onto the NFL radar. His accolades included first-team All-Big 12 honors, along with first-team All-America honors from Sports Illustrated and third-team honors from the Associated Press. Verrett's totals for his junior season included 63 tackles, six interceptions and 16 passes defended, all career highs. More impressively, Verrett was targeted 105 times by opposing quarterbacks, but he allowed just 30 of those passes (28.6 pct.) to be completed.

Verrett was a sports broadcasting major at TCU. It's not surprising considering that ESPN SportsCenter anchor, Stan Verrett, is a distant cousin. Verrett is the fourth former TCU Horned Frog drafted by the Chargers in team history and the first since 2001 when the Chargers drafted LaDainian Tomlinson in the first round with the fifth overall selection.



TRANSACTION HISTORY: First-round pick by Chargers, (25), May 8, 2014.

COLLEGE: Big 12 co-Defensive Player of Year and first-team All-Big 12 as senior...also second-team All-America by Associated Press, Football Writers Association of America, Sports Illustrated and USA Today...first-team All-America by SI and third-team by AP as junior in 2012, along with first-team All-Big 12...team's Dan Rogers MVP in 2012 and first defensive back since 1992 to win award...career-high six interceptions as junior tied for most in Big 12 and sixth in nation...22 passes defended led conference and were second most in NCAA FBS...honorable mention All-Mountain West Conference as sophomore in 2011...spent 2010 freshman year at Santa Rosa Junior College, earning first-team All-NorCal Conference honors along with being selected to California

Community College Athletic Association All-State Team...started 34 of 37 games played at Texas Christian, registering 160 tackles, 10 tackles for loss, 35 passes defended and nine interceptions...also during career, had 235 passes thrown his direction and allowed just 77 (32.8 pct.) to be completed...tallied 44 tackles, four interceptions and six passes defended in 2010 at Santa Rosa JC...set school-record with 99-yard interception return for touchdown vs. Foothill College...played 2011-13 at TCU...sports broadcasting major.

PERSONAL: Born in Fairfield, Calif...two-time All-Solano County League and All-Sac-Joaquin running back and defensive back at Rodriguez High in Fairfield...older brother, Tre, also played running back and defensive back at Rodriguez.



97

JERRY ATTAOCHU

Outside Linebacker
6-3, 252
Rookie

Draft 2 – '14
Georgia Tech
Archbishop Carroll HS
Washington, D.C.

The Chargers traded up seven spots in the second round of the 2014 NFL Draft and selected Georgia Tech outside linebacker Jerry Attaochu (uh-TAU-choo) with the 50th overall selection. To do so the Bolts sent their second (No. 57) and fourth-round (No. 125) picks to the Dolphins.

Unbeknownst to the Chargers, Attaochu long had his eye on becoming a Bolt. Unprompted, Attaochu actually approached several members of the team's staff at the 2014 NFL Senior Bowl to gauge their interest in him.

Attaochu was a three-time All-Atlantic Coast Conference pick at Georgia

Tech, a first-team selection as a senior and an honorable mention pick as a sophomore and junior. He also was a third-team All-America by the Associated Press as a senior. He was a three-year starter for the Yellow Jackets who finished his career with a school-record 31.5 sacks, 43.5 tackles for loss, 196 total tackles and four forced fumbles. As a junior in 2012, Attaochu racked up 69 tackles, 10 sacks and 12 tackles for loss and as a senior, he set career highs with 12.5 sacks and 16 tackles for loss.

The 21-year-old Attaochu was born in Ibadan, Nigeria and moved to the United States when he was eight. His father, Paul, was an exchange student in the U.S. in the 80s and he returned to Nigeria where he married Attaochu's

mom, Comfort, before the family returned to the States and settled in Washington, D.C. Attaochu wasn't formally introduced to football until the ninth grade and it was only after he stumbled into a line for athletic physical exams, thinking they were for the soccer team, only to discover they were actually for football tryouts at Archbishop Carroll High in D.C.

Attaochu grew up playing soccer and he follows the sport closely. His favorite national teams are the United States, Nigeria and France.

Attaochu was a science, technology and culture major at Georgia Tech. With an eye toward life after football, he spent the last two years interning with the Barton Executive Search Firm in Atlanta, where Tech's campus is located.

TRANSACTION HISTORY: Second-round pick by Chargers (50), May 9, 2014.

COLLEGE: All-ACC first team and third-team All-America by CBS Sports and Associated Press as senior in 2013 after ranking second in ACC and sixth in nation with 12.5 sacks to finish career with school-record 31.5...career-high four sacks in 2013 in-state rivalry game vs. Georgia...honorable mention All-ACC as sophomore and junior...2012 ACC Linebacker of Week after three-sack effort vs. Maryland...2011 ACC Linebacker of Week and Football Writers Asso-

ciation National Player of Week after three-sack performance, along with forced fumble, against North Carolina...started 37 of 49 career games and totaled 196 tackles, 31.5 sacks, 43.5 tackles for loss, interception and four forced fumbles...played at Georgia Tech from 2010-13...science, technology and culture major.

PERSONAL: Born in Ibadan, Nigeria...team captain as junior and senior at Archbishop Carroll High in Washington, D.C.



65

CHRIS WATT

Guard
6-2, 311
Rookie

Draft 3 - '14
Notre Dame
Glenbard West HS
Glen Ellyn, Ill.

In the third round of the 2014 NFL Draft, the Chargers selected Watt, a three-year starter and a two-time first-team All-Independent FBS pick at Notre Dame.

In 2013, Watt was part of an offensive line that allowed just eight sacks, tied for second-fewest in the nation. At the end of the season, he received the school's Pietrosante Award, which is given to Notre Dame football student-athletes who best exemplify the courage, loyalty, teamwork, dedication and pride of the late Irish All-American fullback, Pietrosante was Notre Dame's leading rusher in 1957 and '58 who went on to become a number-one draft pick and a two-time All-Pro selection with the Detroit Lions. Pietrosante died of cancer on Feb. 6, 1988. The recipient is determined by a vote of the players and past winners have included former NFL players Tom Zbikowski, Jeff Faine, Harrison Smith, Aaron Taylor and Chris Zorich.

TRANSACTION HISTORY: Third-round pick (89) by Chargers, May 9, 2014...signed four-year contract, May 14.

COLLEGE: First-team All-Independent FBS as junior and senior...team's Pietrosante Award after senior season in 2013...started 37 career games at left guard, while playing in total of 50...started 34 straight games before missing Navy game in 2013 due to injury...redshirted in 2009...played at Notre Dame from 2010-13...marketing degree.

In 2012, he started all 13 games as Notre Dame went 12-1 and played Alabama in the National Championship game. One of his teammates on that team was Chargers linebacker Manti Te'o. During that 2012 season, Notre Dame's offensive line allowed just 16 total sacks and they cleared holes for their running backs to amass more than 200 yards in seven games, their most such efforts since 1996.

Watt hails from a family with a significant lineage in college football. His older brother, Kevin, played defensive end at Northwestern from 2007-11. His father, Rich, played at Division II Hillsdale College in Michigan. His uncle, Bobby Watt, played at Brown University, while his grandfather, William Watt, and his great uncle, Dan Hurley, both played at Harvard.

One of Watt's hobbies is collecting baseball cards. His most prized card is autographed by Nolan Ryan.

PERSONAL: Born in Arlington Heights, Illinois...USA Today and Parade Magazine All-America as senior at Glenbard West High School in Glen Ellyn, Ill...invited to play in 2009 U.S. Army All-American Game in San Antonio following senior season...also consensus first-team all-state as senior...2008-09 Illinois Gatorade Player of Year and 2008 West Suburban Silver Conference MVP...played three different positions along offensive line without yielding sack during career.



92

RYAN GARRETHERS

Defensive Tackle
6-1, 333
Rookie

Draft 5 – '14
Arkansas State
Brentwood Academy
Nashville, Tenn.

In the fifth round of the 2014 NFL Draft, the Chargers selected Ryan Carrethers, the first player from Arkansas State ever drafted by the Bolts. A two-time All-Sun Belt Conference pick, Carrethers finished his career with 196 tackles, 14.5 tackles for loss and 6.5 sacks. As a senior, he blocked two kicks including a 38-yarder with no time remaining to secure a 23-20 victory for the Red Wolves over Ball State in the GoDaddy Bowl. Carrethers' 93 tackles during his senior season were third-most in the nation among defensive linemen. A native of Nashville, Tenn., Carrethers attended Brentwood Academy, the

same high school as Chargers left tackle King Dunlap. At Brentwood, Carrethers was a two-time state champion heavyweight wrestler who went undefeated as a senior.

Carrethers is one of the team's strongest players. At Arkansas State, he broke the squat record as a sophomore and this off-season, he squatted 700 pounds. At his Pro Day in March, Carrethers bench-pressed 36 reps at 225 pounds, stopping only when the plates fell off the bar he was using.

TRANSACTION HISTORY: Fifth-round pick (165), May 10, 2014...signed four-year contract, May 14.

Week after career-high 16 tackles vs. Louisiana-Lafayette, most tackles in single game by defensive lineman in nation in 2013...also lined up as fullback vs. Western Kentucky and scored touchdown...as junior, led nation's interior defensive linemen with 68 tackles...redshirted in 2009...played at Arkansas State from 2010-13...interdisciplinary studies degree.

COLLEGE: First-team All-Sun Belt Conference as junior and senior...Little Rock Touchdown Club's (LRTDC) Arkansas State Player of Year in 2013...finished career with 196 tackles, 14.5 tackles for loss and 6.5 sacks...career-high 93 tackles in 2013 were third-most in nation among defensive linemen...two blocked kicks in 13, including 38-yarder with no time remaining to clinch 23-20 victory over Ball State in GoDaddy Bowl...Sun Belt Defensive Player of

PERSONAL: Born in Nashville, Tenn...lettered in football and wrestling at Brentwood Academy in Nashville...all-state and All-Williamson County as senior.



26

MARION GRICE

Running Back
6-0, 208
Rookie

Draft 6 – '14
Arizona State
Nimitz HS
Houston, Tex.

In the sixth round, the Chargers added to their stable of running backs with the selection of high-scoring Marion Grice from Arizona State. A 6-0, 208-pounder, Grice was a second-team All-Pac-12 pick and an honorable mention All-America choice by several publications as a senior.

rushed for more than 2,000 yards and 33 touchdowns in two seasons at Blinn, opening the door for him to attend Arizona State. At ASU, Grice scored 39 career touchdowns, fourth-most in school history, while totalling 3,045 all-purpose yards on rushes, receptions and kickoff returns. As a senior, he led the team with 1,941 all-purpose yards (second-most in school history) and he was the only NCAA FBS player in the nation with at least 400 yards in each of the previously-mentioned categories. In two seasons at ASU, Grice scored 234 points, most-ever by a Sun Devil in a two-year span. As a junior, his eight touchdown catches were the most in the nation by a running back.

A native of Houston, Texas, Grice spent his first two collegiate seasons at Blinn (Tex.) College. He wasn't heavily recruited out of high school and hadn't met the necessary academic requirements to play at a four-year college, which hurt his stock. For a time, Grice found a job bagging groceries before ultimately enrolling at Blinn. It turned out to be a blessing in disguise as Grice

TRANSACTION HISTORY: Sixth-round pick by Chargers (201), May 10, 2014.

1,675 yards and 25 touchdowns during 2012-13 seasons at Arizona State...spent 2010-11 seasons at Blinn (Tex.) Community College, rushing for 2,221 yards and 33 touchdowns...second-team NJCAA All-America as sophomore and first-team All-Southwest Junior College Conference as freshman...general studies major.

COLLEGE: Sports Illustrated honorable mention All-America and second-team All-Pac-12 as senior...four-time Hornung Award Honor Roll...fifth in nation in scoring (10.91 points per game) in 2013...also team's leading rusher with 996 yards and 14 touchdowns...Offensive MVP of 2012 Kraft Fight Hunger Bowl after rushing for 159 yards and two touchdowns vs. Navy...rushed for

PERSONAL: Born in Houston, Texas...prepped at Nimitz High School in Houston.

84



TEVIN REESE

Wide Receiver
5-10, 170
Rookie

Draft 7 – '14
Baylor
Temple HS
Temple, Tex.

The Chargers closed out the 2014 NFL Draft by selecting Tevin Reese from Baylor, a three-time All-Big 12 Conference pick, including first-team as a senior.

Reese is a 23-year-old native of Temple, Texas. Nicknamed "Sweet Feet," Reese caught 187 passes for 3,102 yards and 24 touchdowns in four seasons at Baylor, leaving Waco as the school's third-leading receiver in all three categories. Reese scored 21 of his 24 touchdowns on plays of 40 yards-or-longer, the most in NCAA history. An explosive player, the average

length of Reese's 24 touchdowns was 50.6 yards and nine of his touchdowns were on plays of 60 yards-or-longer. Reese was also part of the first class of Bears to play in four straight bowl games, capped off with the program's first-ever Big 12 championship and BCS bowl berth.

Before enrolling at Baylor, Reese competed on USA Football's Junior National Team in 2009.



TRANSACTION HISTORY: Seventh-round pick by Chargers (240), May 10, 2014...signed four-year contract, May 14.

COLLEGE: First-team All-Big 12 as senior and honorable mention as sophomore and junior...Big 12 Commissioner's Honor Roll in Spring 2011...played in 48 career games with 31 starts...early in career, competed in track and field...played at Baylor from 2010-13...general studies major.

PERSONAL: Born in Temple, Texas...second-team All-District 12-5A wide receiver as senior at Temple High School...honorable mention All-District 13-5A as junior...Class 5A state qualifier in triple jump, long jump and 300-meter hurdles...set school records in all three events as junior...honorable mention selection to 2008 Super Centex All-Academic Team.

UNDRAFTED ROOKIES & FIRST-YEAR PLAYERS



TORRENCE ALLEN

Wide Receiver
6-0, 163
West Texas A&M
Rookie
Free Agent – '14
Meridian HS
Meridian, Tex.

TRANSACTION HISTORY: Signed with Chargers May 13.

COLLEGE: First-team All-Lone Star Conference and first-team Daktronics All-Super Region Four as senior after 1,668 receiving yards (second nationally and second in school history) and 12 touchdowns on 123 catches...Lone Star Conference co-Receiver of Year, first-team all-conference and second-team Daktronics All-Super Region Four after 1,430-yard junior season (third in school history)...finished career second in school history with 3,500 yards and 234 catches, along with 26 touchdown catches...redshirted in 2009...played at West Texas A&M from 2010-13...criminal justice major.

PERSONAL: Born in Clifton, Texas...district MVP at Meridian (Tex.) High School...Class 1A state champion in triple jump...also lettered in basketball.

with Miami, Feb. 4, 2013...waived May 21...signed with Kansas City, Feb. 3, 2014...waived June 19...claimed by Chargers, June 20.

2012: Spent 16 weeks on Miami's practice squad.

COLLEGE: Second-team All-Big East as senior...played in 41 career games with 26 starts...finished career with 127 tackles, 33 tackles for loss and 20 sacks...added interception, three forced fumbles, seven passes defended and blocked kick...red-shirted in 2007...played at Pittsburgh from 2008-11...communications degree.

PERSONAL: Born in Lancaster, Pa...two-time first-team All-Lancaster-Lebanon League tight end and defensive tackle at Penn Manor High School in Lancaster...selected to play in Tri-County All-Star Game as senior...lettered in track and field...grandfather, Peter Alecxih, Sr., played defensive tackle at Navy.



ZACK BOREN

Fullback
6-0, 255
Ohio State
1st NFL Season
1st with Chargers
Free Agent – '14
Pickerington Central HS
Pickerington, Ohio

TRANSACTION HISTORY: Signed with Houston as undrafted rookie, May 10, 2013...waived Aug. 27...re-signed to Texans' practice squad, Sept. 2...waived Sept. 17...signed with Chargers, Feb. 3, 2014.

2013: Spent two weeks on Houston's practice squad.

COLLEGE: Big Ten Conference Sportsmanship Award and ESPN/Kirk Herbstreit "Herbie" Award after moving from starting fullback to starting linebacker before senior season...team captain as senior...recorded 50 tackles in six games, including career-high 12 in OT win at Wisconsin...Rex Kern Award as team's outstanding offensive back in 2011 and Outstanding First-Year Offensive Player award in

Continued next page
2014 MEDIA GUIDE | 118



CHAS ALEXIH

Defensive Tackle
6-3, 304
Pittsburgh
1st NFL Season
1st with Chargers
Waivers (K.C.) – '14
Penn Manor HS
Lancaster, Pa.

TRANSACTION HISTORY: Signed with Miami as undrafted free agent, May 4, 2012...waived Aug. 25...re-signed to Dolphins' practice squad, Sept. 11...re-signed

Jack Boren.com

2009...finished career with 12 carries for 42 yards and two touchdowns, along with 25 catches for 193 yards and one score...played at Ohio State from 2009-12...sports industries major.

PERSONAL: Born in Columbus, Ohio...Ohio Defensive Player of Year at Pickerington Central (Ohio) High in 2008...led squad to DCC-Ohio Division and Division I, Region 3 titles as senior...Capital Conference and district player of year in baseball in 2008...older brother, Justin, is offensive lineman for Denver Broncos... father, Mike, played football and mother, Hope, ran track at University of Michigan.



BRELAN CHANCELLOR

Wide Receiver
5-8, 188
North Texas
Rookie
Free Agent — '14
Copperas Cove HS
Copperas Cove, Tex.

TRANSACTION HISTORY: Signed with Chargers May 13.

COLLEGE: 2013 Conference USA Special Teams Player of Year, first-team all-conference kick and punt returner and second-team all-conference wide receiver after school-record 1,964 all-purpose yards...school-record 386 punt return yards and one of only 10 players nationally to return punt and kickoff for touchdowns in season...99-yard kickoff return touchdown vs. No. 9 Georgia was second-longest in school history...two-time Conference USA Special Teams Player of Week and one-time Sun Belt Conference Special Teams Player of Week during career...honorable mention All-Sun Belt Conference as freshman and sophomore...finished career with 116 catches for 1,711 yards and 12 touchdowns, 125 kickoff returns for 3,031 yards (24.2 avg.) and three touchdowns, and 45 punt returns for 437 yards (9.7 avg.) and one touchdown...played at North Texas from 2010-13...applied arts and sciences major.

PERSONAL: Born in Fort Hood, Texas...first-team All-District 12-5A at Copperas Cove (Tex.) High School.



MARCUS CROMARTIE

Cornerback
6-0, 195
Wisconsin
1st NFL Season
2nd with Chargers
Free Agent — '13
Timberview HS
Mansfield, Tex.

TRANSACTION HISTORY: Signed with Chargers as undrafted rookie, May 13, 2013...waived Aug. 31...re-signed to practice squad, Sept. 2...signed to active roster, Dec. 17.

2013: Spent first 15 weeks on Chargers' practice squad...signed to active roster for final two games but inactive in both contests.

COLLEGE: Honorable mention All-Big Ten in 2012...returned first-career interception 29 yards for touchdown and broke up two passes in 2012 Big Ten Championship Game vs. Nebraska for berth in Rose Bowl...finished career with 113 tackles and 16 passes defended...redshirted in 2008...played at Wisconsin from 2009-12...agricultural business major.

PERSONAL: Born in Yuma, Arizona...first-team all-district and all-area and team captain as senior at Timberview High in Mansfield, Tex...second-team all-district as junior...spent freshman year at Ben Franklin High in New Orleans...didn't play as sophomore after family was displaced by Hurricane Katrina...two-year captain of track and field team at Timberview...set school record in 200 meters

(2177)...cousins include Arizona Cardinals and former Chargers cornerback Antonio Cromartie, New York Giants cornerback Dominique Rodgers-Cromartie and Pittsburgh Steelers safety Da'Mon Cromartie-Smith...father, Julius, spent 20 years



in Marine Corps, retiring as Gunnery Sergeant...he still works at Naval Air Station Joint Reserve Base Fort Worth in Fort Worth, Texas...mom, Judith, spent



20 years in Navy and works for VA Hospital in Louisiana.



ALDEN DARBY

Safety
5-10, 192
Arizona State
Rookie
Free Agent — '14
Millikan HS
Long Beach, Calif.

TRANSACTION HISTORY: Signed with Chargers May 13.

COLLEGE: First-team All-Pac-12 and team captain as senior...2013 Pac-12 Defensive Player of Week, Loti IMPACT National Player of Week and CBSSports.com Defensive Player of Week after two interceptions, including return for touchdown, and forced fumble and recovery Sept. 28 vs. USC...closed out college career with two interceptions in East-West Shrine Game...as senior, became first Sun Devil to wear Pat Tillman Practice Jersey, named in honor of late safety and awarded to player who embodies positive characteristics of program and university...recipient of Frank Kush Captains Award and Tim Landers Iron Man Award at conclusion of senior campaign...second-team All-Pac-12 as junior...first-career touchdown on 70-yard interception return vs. USC in 2012...Hard Hat Award as freshman for work in offseason strength and conditioning program...active community participant, was selected as keynote speaker for East Valley Pursuing Victory with Honor Leadership Summit...finished career with 217 tackles, 10 interceptions and 26 passes defended, 8.5 tackles for loss and three forced fumbles...played at Arizona State from 2010-13...communications and sociology major.

PERSONAL: Born in Long Beach, California...first-team All-Moore League at Millikan High School in Long Beach...set school records for single-season receptions and yards.



CHRIS DAVIS

Cornerback
5-10, 201
Auburn
Rookie
Free Agent — '14
Woodlawn HS
Birmingham, Ala.

TRANSACTION HISTORY: Signed with Chargers May 13.

COLLEGE: Sporting News All-America, second-team All-SEC and team captain as senior after leading team with 69 tackles and 14 passes defended...SEC Special Teams Player of Week after returning missed field goal 109 yards for touchdown as time expired in 2013 Iron Bowl for 34-28 win over rival Alabama...ranked third in nation as senior with 18.7-yard punt return average...SEC Special Teams Player of Week after 85-yard punt return for touchdown vs. Tennessee in '13, third-longest return in school history...SEC Honor Roll student in 2012...finished career with 194 tackles, 24 passes defended and four tackles for loss...played at Auburn from 2010-13...public administration degree.

PERSONAL: Born in Birmingham, Alabama...2009 5A All-State by Alabama Sports Writers Association at Woodlawn High School in Birmingham...North and East Area Player of Year and All-Metro by Birmingham News...lettered in basketball.



GREG DUCRE

Cornerback
5-10, 183
Washington
Rookie
Free Agent — '14
Crenshaw HS
Los Angeles, Calif.

TRANSACTION HISTORY: Signed with Chargers May 16.

COLLEGE: MVP of 2014 College All-Star Bowl in Greenville, S.C. after returning interception 31 yards for touchdown to lead National team to 12-6 victory...played 51 career games, totaling 106 tackles, 19 passes defended, four interceptions, 5.5 tackles for loss, one sack and two forced fumbles...finished second in Pac-12 in 60-meter dash in 2013 with time of 6.81...played at Washington from 2010-13...sociology major.

PERSONAL: Born in Los Angeles...helped lead Crenshaw High School to Coliseum League and CIF Los Angeles City Section titles...team advanced to 2009 CIF Open Bowl, California's state championship game...lettered in track.



MICHAEL FLACCO

Tight End
6-5, 251
New Haven
Rookie
Free Agent — '14
Gateway Regional HS
Deptford Township, N.J.

TRANSACTION HISTORY: Signed with Chargers May 13.

COLLEGE: Third-team All-America by Beyond Sports Network, second-team Daktronics All-Super Region One, honorable mention All-America by D2Football.com and Northeast-10 Conference All-Rookie in 2013 after leading team with 591 yards and nine touchdowns on 30 catches...played only 2013 season at New Haven...played baseball in 2009 at Catonsville Community College...chemical engineering major.

PERSONAL: Born in Audubon, N.J...spent 2009-12 seasons playing minor league baseball for Baltimore Orioles after being selected in 31st round of 2009 Major League Baseball draft...played rookie ball for Appalachian League Bluefield Orioles, A-ball in the South Atlantic League for Delmarva Shorebirds, A-ball in New York-Pennsylvania League for Aberdeen IronBirds, A-ball in Carolina League for Frederick Keys and AA-ball in Eastern League for Bowie Baysox...career: 253 hitter with 313 hits, 21 home runs and 159 RBIs in 1,236 plate appearances in 353 career games...traded to Boston in 2013, but opted to leave baseball and return to college...brother, Joe, is starting quarterback for Baltimore Ravens.



MICAH HATFIELD

Wide Receiver
6-1, 182
Oregon State
Rookie
Free Agent — '14
Lake Oswego HS
Lake Oswego, Ore.

TRANSACTION HISTORY: Signed with Chargers May 13.

COLLEGE: Played in 32 career games with 20 catches, good for 234 yards and four touchdowns...first-career catch went for six-yard touchdown in 2011...redshirted in 2009...played at Oregon State from 2010-13...human development and family sci-

ences degree.

PERSONAL: Born in Beaverton, Oregon...first-team all-state wide receiver and defensive back at Lake Oswego (Ore.) High School...helped lead school to state title game...track standout, finished second in 100-meter hurdles as junior...father, Tobie, and uncle, Tinker Hatfield, are both renowned footwear designers for Nike.



JAVONTEE HERNDON

Wide Receiver
6-0, 194
Arkansas
Rookie
Free Agent — '14
The Bolles School
Jacksonville, Fla.

TRANSACTION HISTORY: Signed with Chargers May 13.

COLLEGE: Played in 49 career games with 14 stars and finished career with 62 catches for 910 yards and seven touchdowns...as senior, returned nine punts for 7.4 average...SEC Academic Honor Roll and Athletic Director's List in 2012...played at Arkansas from 2010-13...communications major.

PERSONAL: Born in Jacksonville, Florida...led The Bolles School in Jacksonville to state championship in 2009...brother, Tray, played wide receiver at University of Minnesota in 2007 and Vanderbilt from 2008-10.



DONTRELLE INMAN

Wide Receiver
6-3, 205
Virginia
1st NFL Season
1st with Chargers
Free Agent — '14
Batesburg-Leesville HS
Batesburg, S.C.

TRANSACTION HISTORY: Signed with Jacksonville as undrafted rookie, July 28, 2011...waived Sept. 3...signed with Chargers, Feb. 3, 2014.

PRO: Spent 2012-13 seasons with Toronto of Canadian Football League (CFL)...caught 50 passes for 803 yards (16.1 avg.) and five touchdowns as rookie in 2012...rallied 50 catches for 739 yards and six scores in 2013...helped Argonauts to Grey Cup championship in '12...went to training camp with Jacksonville Jaguars in 2011.

COLLEGE: As senior, posted second-best receiving game in school history with 239 yards against Duke...played in 45 career games, totaling 78 catches for 1,099 yards and three touchdowns...played at Virginia from 2007-10...digital art major.

PERSONAL: Born in Charleston, South Carolina...honorable mention all-state and AA Player of Year by The State newspaper as junior at Batesburg-Leesville (S.C.) High School.



D.J. JOHNSON

Guard
6-4, 295
New Mexico
Rookie
Free Agent — '14
Southern Lab HS
Baton Rouge, La.

TRANSACTION HISTORY: Signed with Chargers May 19.

COLLEGE: Honorable mention All-Mountain West Conference left tackle as junior and senior...helped anchor line for offense that ranked fourth nationally in rushing in 2013 and fifth in 2012...also saw action at left guard and right tackle during career...redshirted in 2009...played at New Mexico from 2010-13...communications journalism major.

PERSONAL: Born in Baton Rouge, La...all-district tackle as senior at Southern Lab High School in Baton Rouge...participated in 2009 U.S. Army Redstick Bowl All-Star Game.



CORDARRO LAW

Outside Linebacker
6-1, 255
Southern Mississippi
1st NFL Season
1st with Chargers
Free Agent — '14
Sumter County HS
York, Ala.

TRANSACTION HISTORY: Signed with Seattle as undrafted rookie, May 11, 2012...waived Aug. 31...signed with Chargers, Feb. 26, 2014.

PRO: Recorded 48 tackles and 15 sacks over 2012-13 seasons with Calgary of Canadian Football League (CFL)...included 14 sacks, third in CFL, for Stampeders in 2013.

COLLEGE: First-team All-Conference USA as senior in 2011 and second-team all-conference as junior...led team with 22 tackles for loss and 9.5 sacks as senior...played in 52 career games with 33 starts and finished career with 191 tackles, 54 tackles for loss, 28 sacks and 14 forced fumbles...redshirted in 2007...played at Southern Mississippi from 2008-11...named to Conference USA Commissioner's Honor Roll as redshirt freshman in 2007...coaching education major.

PERSONAL: Born in Whitfield, Alabama...all-county and West Alabama All-Star defensive lineman and running back at Sumter County High in York, Ala...helped lead Sumter County to two state championships in basketball, earning first-team all-state and all-county honors...MVP of regional championship tournament.



BRANDEN OLIVER

Running Back
5-8, 208
Buffalo
Rookie
Free Agent — '14
Southridge HS
Miami, Fla.

TRANSACTION HISTORY: Signed with Chargers May 21.

COLLEGE: First-team All-MAC as sophomore in 2011 and senior in 2013...team captain as senior...finished career as school's all-time leader with 4,049 career yards, including season-record 1,535 in 2013...also set school mark for 100-yard games (20) and finished second in school annals with 33 touchdowns...three-time MAC East Offensive Player of Week in 2013 following wins over Eastern Michigan, Kent State and Ohio...later award followed career-high 249-yard performance vs. Bobcats...two-time MAC East Offensive Player of Week as sophomore in 2011, along with selection as Running Back Performer of Week by College Football Performance Awards after 235-yard effort vs. Akron...redshirted in 2009...played at Buffalo from 2010-13...sociology major.

PERSONAL: Born in Miami, Florida...two-year team captain at Southridge High School in Miami...invited to play in North Florida vs. South Florida All-Star Classic and Dade vs. Broward All-Star Game...cousin is former NFL wide receiver Roscoe Parrish.



RYAN OTTEN

Tight End
6-6, 241
San Jose State
1st NFL Season
2nd with Chargers
Free Agent — '13
Del Oro HS
Loomis, Calif.

TRANSACTION HISTORY: Signed with Jacksonville as undrafted rookie, May 3, 2013...waived Aug. 31...signed to Chargers' practice squad, Oct. 10...re-signed with Chargers, Feb. 3, 2014.

PRO: Spent 13 weeks, including postseason, on Chargers' practice squad in 2013.

COLLEGE: Two-time first-team All-WAC selection and team captain as senior...received invitation to 2013 Senior Bowl...15.8 yards per catch average in 2012 was highest in nation by tight end...set school record for tight ends with 12 career touchdown catches...played in 42 career games with 28 starts and caught 126 passes for 1,760 yards...first tight end in school history with multiple 700-yard seasons...twice named Mackey Award National Tight End of Week...redshirted in 2008...played at San Jose State from 2009-12...business management degree.

PERSONAL: Born in Carmichael, California...Sacramento Bee All-Metro first team pick as senior at Del Oro High School in Loomis, Calif...also first-team all-league, team most valuable player and team captain...invited to play in KCRA-TV Holiday Classic All-Star Game in Sacramento...played tight end and outside linebacker...mother, Laurie (Cruse) Otten, was former Sierra College softball player who was inducted into school's Sports Hall of Fame in 2008.



TENNY PALEPOI

Defensive Tackle
6-1, 298
Utah
Rookie
Free Agent — '14
Skyline HS
Salt Lake City, Utah

TRANSACTION HISTORY: Signed with Chargers May 13.

COLLEGE: Second-team All-Pac-12 and team captain as senior...played 2012-13 seasons at Utah, totaling 74 tackles, 12.5 tackles for loss and 6.5 sacks...spent 2010-11 seasons at Snow College in Ephraim, Utah...NJCAA All-America, first-team All-WSFL and team captain as sophomore in 2011...sociology degree.

PERSONAL: Born in Salt Lake City, Utah...two-time all-state, including first team as senior, at Skyline High School in Salt Lake City...also two-time all-region choice and team captain...father, Tony, played rugby for Samoa's national team...brother, Anton, played collegiately at UNLV and spent five years in NFL with Seattle, Denver and Arizona...has 13 siblings...married, Delaney, and has two children: Taytum and Liam.



ADRIAN PHILLIPS

Safety
5-11, 210
Texas
Rookie
Free Agent — '14
Garland HS
Garland, Tex.

TRANSACTION HISTORY: Signed with Chargers June 16.

COLLEGE: Honorable mention All-Big 12 and team captain as senior...co-winner of 2013 Dr. Nasser Al-Rashid Strength and Conditioning Award...Big 12 Commissioner's Honor Roll in Fall 2011...played in 50 career games with 28 starts...tallied 206 total tackles, 10 tackles for loss, one sack, seven pressures, six interceptions and 11 passes defended...played at Texas from 2010-13...communications major.

PERSONAL: Born in Dallas, Texas...District 10-5A MVP and Offensive Player of Year, all-state, all-area and two-time first-team all-district at Garland (Tex.) High School...lettered in track and field in 400 meters and shot put.



DAMIK SCAFE

Defensive End
6-2, 300
Boston College
1st NFL Season
4th with Chargers
Free Agent — '11
Windsor HS
Windsor, Conn.

TRANSACTION HISTORY: Signed three-year contract, July 28, 2011...placed on "Reserve-Injured," Sept. 3...waived Sept. 8...re-signed to practice squad, Dec. 7...signed one-year deal, Jan. 3, 2012...waived Aug. 31...re-signed to practice squad, Sept. 2...signed to active roster, Dec. 19...waived from "Reserve-Injured" Sept. 9, 2013...re-signed to Chargers' practice squad, Nov. 21...re-signed with Chargers, Jan. 14, 2014.

2013: Began season on "Reserve-Injured" list...waived and then re-signed to practice squad for final eight weeks, including playoffs. **2012:** Spent first 14 games on practice squad...debuted Dec. 23 at New York Jets and appeared in final two games as sub, registering one quarterback hit. **2011:** Began season on "Reserve-Injured" and spent final four weeks on practice squad.

COLLEGE: Third on team as senior in sacks (4.0) and tackles for loss (9.0)...finished career with 87 tackles, six sacks, 20.5 tackles for loss and two forced fumbles...redshirted in 2006...played at Boston College from 2006-10...studied in college of arts and sciences.

PERSONAL: Born in Hartford, Conn...all-state defensive lineman at Windsor (Conn.) High...selected to play in Max Erfinger's All-American Bowl Game in 2006...two-time all-conference pick...also lettered in lacrosse.



ALVIN SCIONEUX

Inside Linebacker
6-2, 232
Wofford
Rookie
Free Agent — '14
East St. John HS
Garyville, La.

TRANSACTION HISTORY: Signed with Chargers May 13.

COLLEGE: Three-time first-team All-Southern Conference...selected to play in College All-Star Game in Greenville, S.C., but missed game due to ankle injury...finished career fifth in school history in sacks (17), sixth in tackles for loss (41.5) and first in forced fumbles (10), along with 268 tackles, four interceptions, six passes defended and 16 quarterback hurries...huge effort vs. South Carolina in 2012 that included team-high 12 tackles, 3.5 tackles for loss, sack and forced fumble, and interception...closed out season as team's co-best linebacker...selected to 2012 Southern Conference Academic Honor Roll...career-high 85 tackles, 17 tackles for loss and 8.5 sacks as sophomore in 2011 en route to All-America honors from Sports Network, along with team's top linebacker award...redshirted in 2009...played at Wofford from 2010-13...physics major.

PERSONAL: Born in LaPlace, Louisiana...first-team All-St. John Parish and District 5-5A first-team pick at East St. John High School in Reserve, La...recipient of scholastic award for having team's highest grade point average.



JEREMIAH SIRLES

Tackle
6-6, 315
Nebraska
Rookie
Free Agent — '14
Bear Creek HS
Lakewood, Colo.

TRANSACTION HISTORY: Signed with Chargers May 13.

COLLEGE: Two-time All-Big Ten choice, earning honorable mention as senior and second-team as junior, along with Academic All-Big Ten honors as senior...2013 recipient of Guy Chamberlain Award, named after late college and pro football Hall of Fame player and given to Cornhusker who shows by play and contributions, betterment of University of Nebraska football...played in 53 career games with 41 stars, seeing action at both left and right tackle...as junior, started every game at right tackle for squad that led Big Ten in total offense...named to Brook Berringer Citizenship Team in 2012 and 2013...Big 12 Commissioner's Academic Honor Roll in Spring 2010 and Fall 2009...three-time Nebraska Scholar-Athlete Honor Roll...second-team Freshman All-America and Academic All-Big 12 in 2010...redshirted in 2009...played at Nebraska from 2010-13...management degree.

PERSONAL: Born in Lakewood, Colorado...two-time All-Colorado selection at Bear Creek High School in Lakewood...also competed in basketball and track, helping school to state basketball tournament as senior.



CHASE TENPENNY

Punter
6-3, 252
Nevada
Rookie
Free Agent — '14
Oskaloosa HS
Oskaloosa, Kan.

TRANSACTION HISTORY: Signed with Chargers May 13.

COLLEGE: Second-team All-Mountain West and Wolfpack's co-Special Teams Player of Year as senior...set school record for career average (43.9 yards per punt)...Mountain West Conference Special Teams Player of Week after 2013 outing vs. San Jose State...posted 51.2-yard average on four punts with two downed at six vs. Spartans...Ray Guy Award Player of Week after '13 contest vs. UNLV...registered 54.8 average on six punts, including career-long 68-yarder vs. Rebels...punted at UNLV from 2012-13...spent 2009-10 seasons at Fort Scott Community College in Kansas...first-team All-America as sophomore in 2010...redshirted in 2011...education major.

PERSONAL: Born in Wichita, Kansas...two-time first-team all-league at Oskaloosa (Kan.) High School...two-time first-team all-conference in basketball, state championship qualifier in track & field, and lettered one season in baseball...engaged to Jessica Cook.



RICKY TJONG-A-TJOE

Defensive End
6-2, 309
Boise State
Rookie
Free Agent — '14
Boise HS
Boise, Idaho

TRANSACTION HISTORY: Signed with Chargers May 13.

COLLEGE: Two-time All-Mountain West Conference selection, first-team as senior and honorable mention as junior...Broncos' Outstanding Defensive Lineman as senior...finished career with 126 tackles, eight sacks, 17 tackles for loss and six passes defended...redshirted in 2009...played at Boise State from 2010-13...communications major.

PERSONAL: Born in Amsterdam, Netherlands...first-team all-state and all-conference in one year of varsity football at Boise (Idaho) High School.



COLTON UNDERWOOD

Outside Linebacker
6-3, 254
Illinois State
Rookie
Free Agent — '14
Washington HS
Washington, Ill.

TRANSACTION HISTORY: Signed with Chargers May 13.

COLLEGE: Two-time consensus All-America and College Sporting News Fabulous Fifty FCS All-America as junior and senior...took home first-team Associated Press All-America honors as junior and third-team as senior...two-time finalist for Buck Buchanan Award as top defensive player in FCS...three-time All-Missouri Valley Conference selection, reaping first-team honors as junior and senior, and honorable mention recognition as sophomore...won College Football Performance Awards FCS Defensive End of Year Award and was runner-up for Missouri Valley Conference's Defensive Player of Year in 2012 after leading league in sacks (10.5) and tackles for loss (19.5)...2012 Missouri Valley Defensive Player of Week after 13 tackles, three sacks and 3.5 tackles for loss in overtime win vs. Eastern Illinois...second-team All-Missouri Valley Conference Academic Team in 2011 and '12...finished career with 215 tackles, 44 tackles for loss, 21.5 sacks, five forced fumbles, eight passes defended and two blocked kicks...played at Illinois State from 2010-13...business management major.

PERSONAL: Born in Indianapolis, Indiana...honorable mention all-state two-way player at Washington (Ill.) High School...brother, Connor, plays linebacker at Indiana State...dad, Scott, played football at Illinois State from 1966-69...mother, Donna, played volleyball at Illinois State from 1966-69.



CRAIG WATTS

Guard
6-4, 335
West Texas A&M
Rookie
Free Agent -- '14
Killeen HS
Killeen, Tex.

TRANSACTION HISTORY: Signed with Chargers May 27.

COLLEGE: Beyond Sports Network and Daktronics first-team All-America, Daktronics first-team All-Super Region Four, Lone Star Conference Offensive Lineman of Year, first-team All-LSC and team captain as senior after starting 14 of 14 games...second-team all-conference as junior and honorable mention as sophomore...played in 50 career games with 41 starts...redshirted in 2009...played at West Texas A&M from 2010-13...history major.

PERSONAL: Born in Colorado Springs, Colorado...All-District 25-4A honorable mention as senior in 2008 at Killeen (Tex.) High School...also lettered in track & field and wrestling.



KERWYNN WILLIAMS

Running Back
5-8, 198
Utah State
1st NFL Season
2nd with Chargers
Free Agent -- '13
Valley HS
Las Vegas, Nev.

TRANSACTION HISTORY: Seventh-round pick (230) by Indianapolis, April 27, 2013...signed May 10...waived Sept. 1...re-signed to Colts' practice squad Sept.

3...signed to Colts' active roster, Sept. 13...waived Sept. 24...re-signed to Colts' practice squad, Sept. 26...released Oct. 8...signed to Chargers' practice squad, Oct. 10...re-signed with Chargers, Feb. 3, 2014.

2013: Began season with Indianapolis, returning one kickoff for 28 yards Sept. 15 vs. Miami...was inactive for one other contest and spent three weeks on Colts' practice squad...spent final 13 weeks, including playoffs, on Chargers' practice squad.

COLLEGE: Sports Illustrated honorable mention All-America and first-team All-WAC as senior...named to CBSSports.com's 2012 All-Bowl Team earned MVP honors in Idaho Potato Bowl after rushing for career-high 235 yards and three touchdowns vs. Toledo...WAC Offensive Player of Week following Colorado State contest in 2012 and five-time College Football Performance Awards Honorable Mention National Running Back of Week...led WAC and ranked 13th nationally with 1,512 rushing yards in 2012...led conference and ranked 10th in nation with 2,225 all-purpose yards...first player in school history to record 100 yards rushing and receiving in same game multiple times...also as senior, set school record for running backs with 697 yards receiving, scored second-most total touchdowns in season (20), tied for third-most rushing touchdowns (15), posted second-most all-purpose yards in school history and fourth-most rushing yards...combined with 2,042-yard season in 2010, became first player in WAC history with 2,000 all-purpose yards in multiple seasons...led nation in all-purpose yards in 10...as junior in 2011 named to Paul Hornung Award Weekly Honor Roll after Wyoming contest...set WAC and school records with 1,444 kickoff return yards in 2010...top freshman in nation with 1,131 kickoff return yards in 2009...played in 49 career games and finished career with 2,515 yards rushing, 870 yards receiving, 3,408 yards on kickoff returns and 135 yards on punt returns for 6,928 career all-purpose yards, WAC record and 12th all-time in NCAA FBS history...career kickoff return total was fourth-highest in NCAA FBS history...played at Utah State from 2009-12...marketing major.

PERSONAL: Born in Las Vegas, Nevada...first-team all-state as senior at Valley High School in Las Vegas...played quarterback as senior, earning all-state, all-region, All-Northeast League and team MVP honors.

2014 NUMERICAL ROSTER

No.	Name	Pos.	No.	Name	Pos.	No.	Name	Pos.
2	Chase Tanpenny	P	39	Danny Woodhead	RB	70	Chase Alexchik	DT
3	Torrence Allen	WR	40	Alden Darby	S	70	Jeremiah Sirles	T
4	Brad Sorensen	QB	41	Brandon Ghee	CB	71	Lawrence Guy	DE
5	Mike Scifres	P	42	Chris Davis	CB	72	Kenny Wiggins	T
6	Brelan Chancellor	WR	43	Branden Oliver	RB	73	Ricky Tjiong-A-Tjoe	DE
7	Micah Hatfield	WR	44	Adrian Phillips	S	74	Rich Ohnberger	C-G
8	Javontee Herndon	WR	45	Zack Boren	FB	75	Damir Scafe	DE
9	Nick Novak	K	46	Mike Flacco	TE	76	D.J. Fluker	T
10	Kellen Clemens	QB	47	Mike Windt	LS	77	King Dunlap	T
11	Eddie Royal	WR-KR	48	Alvin Scioneaux	ILB	78	Chad Rinehart	G
13	Keenan Allen	WR	49	Colton Underwood	OLB	79	Mike Harris	T
15	Dontrelle Inman	WR	50	Manti Te'o	ILB	80	Malcom Floyd	WR
16	Sevi Ajitoutu	WR	51	Larry English	OLB	81	Jake Byrne	TE
17	Phillip Rivers	QB	52	Reggie Walker	LB	82	Ryan Otten	TE
20	Cezton Butler	CB	53	Kevell Conner	ILB	83	John Phillips	TE
22	Jason Verrett	CB	54	Melvin Ingram	OLB	84	Tevin Reese	WR
23	Steve Williams	CB	56	Donald Butler	ILB	85	Antonio Gates	TE
24	Ryan Mathews	RB	57	Jonas Mouton	ILB	86	Vincent Brown	WR
25	Darrell Stuckey	S	58	Tourek Williams	OLB	88	David Johnson	TE
26	Brandon Flowers	CB	59	Andrew Barchak	ILB	89	Ladarious Green	TE
26	Marion Grice	CB	60	D.J. Johnson	G	90	Thomas Keiser	OLB
27	Kerwynn Williams	RB	61	Nick Handwick	C	91	Kendall Reyes	DE
29	Shareece Wright	CB	62	Nick McDonald	C	92	Ryan Carrethers	DT
31	Richard Marshall	CB	63	Johmnie Troutman	G	93	Dwight Freeney	OLB
32	Eric Weddle	FS	64	Craig Watts	G	94	Corey Liuget	DE
33	Greg Ducre	CB	65	Chris Watt	G	95	Kwame Geathers	DT
34	Donald Brown	RB	66	Jeromey Clary	G-T	96	Jarret Johnson	OLB
35	Marcus Cromanie	C	67	Nick Becton	T	97	Jerry Amaechi	OLB
37	Jahleel Addae	S	68	Tenny Palepoi	DT	98	Sean Lissemore	DT
38	Marcus Gilchrist	SS	69	Willie Smith	T	99	Cordero Law	OLB



2014 ALPHABETICAL ROSTER

No.	Name	Pos.	Ht.	Wt.	Age	Exp.	College	High School	Hometown
37	Adaae, Jahleel	S	5-10	195	24	2	Central Michigan	Riverview	Valrico, Fla.
65	Ajirrotutu, Seyi	WR	6-3	215	27	5	Fresno State	Oak Ridge	El Dorado Hills, Calif.
70	Alexch, Chas	DT	6-3	304	25	1	Pittsburgh	Penn Manor	Lancaster, Pa.
13	Allen, Keenan	WR	6-2	211	22	2	California	Northern Guilford	Greensboro, N.C.
3	Allen, Torrence	WR	6-0	183	23	R	West Texas A&M	Meridian	Meridian, Tenn.
97	Attaochu, Jerry	OLB	6-3	252	21	R	Georgia Tech	Archbishop Carroll	Washington, D.C.
67	Beaton, Nick	T	6-6	323	24	2	Virginia Tech	New Hanover	Wilmington, N.C.
45	Boren, Zack	FB	6-0	255	23	1	Ohio State	Pickerington Central	Pickerington, Ohio
34	Brown, Donald	WR	5-10	207	27	6	Connecticut	Catholic	Red Bank, N.J.
86	Brown, Vincent	WR	5-11	190	25	4	San Diego State	Rancho Cucamonga	Rancho Cucamonga, Calif.
210	Butler, Drezdon	CB	6-1	191	27	5	Clemson	Asheville	Asheville, N.C.
56	Butler, Donald	ILB	6-1	242	25	5	Washington	Del Campo	Fair Oaks, Calif.
91	Bryne, Jake	TE	6-4	258	24	2	Wisconsin	Rogers	Rogers, Ark.
92	Carrelthers, Ryan	DT	6-1	333	23	R	Arkansas State	Brennwood Academy	Nashville, Tenn.
6	Chancellor, Brian	WR	5-9	168	21	R	North Texas	Copperas Cove	Copperas Cove, Tex.
66	Clay, Jerome	G-T	6-6	320	30	8	Kansas State	Mansfield	Mansfield, Tex.
10	Clemens, Kellen	QB	6-2	220	31	9	Oregon	Burns	Burns, Ore.
53	Conner, Kavell	ILB	6-0	245	27	5	Clemson	Manchester	Midlothian, Va.
35	Cromarie, Marcus	CB	6-0	195	23	1	Wisconsin	Timberview	Mansfield, Tex.
40	Darby, Alden	S	5-10	192	21	R	Arizona State	Milikan	Long Beach, Calif.
42	Davis, Chris	CB	5-10	201	23	R	Auburn	Woodlawn	Birmingham, Ala.
33	Ducru, Greg	CB	5-10	163	22	R	Washington	Crenshaw	Los Angeles, Calif.
77	Dunlap, King	T	6-9	330	28	7	Auburn	Brennwood Academy	Nashville, Tenn.
51	English, Larry	OLB	6-2	255	28	6	Northern Illinois	Marrison Military Academy	Aurora, Ill.
46	Flacco, Michael	TE	6-5	251	27	R	New Haven	Geography Regional	Deerpfort Township, N.J.
26	Flowers, Brandon	CB	5-9	167	28	7	Virginia Tech	Atlantic	Delray Beach, Fla.
80	Floyd, Malcolm	WR	6-5	225	32	9	Wyoming	River City	Sacramento, Calif.
76	Fluker, D.J.	T	6-5	339	23	2	Alabama	Foley	Foley, Ala.
93	Freney, Dwight	OLB	6-1	268	34	13	Syracuse	Bloomfield	Bloomfield, Conn.
59	Gachkar, Andrew	ILB	6-3	240	25	4	Missouri	Blue Valley West	Overland Park, Kan.
85	Gates, Antonio	TE	6-4	255	33	12	Kent State	Central	Detroit, Mich.
95	Geathers, Kwame	DT	6-6	335	23	2	Georgia	Carvers Bay	Georgetown, S.C.
41	Ghee, Brandon	CB	6-0	200	27	5	Wake Forest	Britt	Fayetteville, N.C.
38	Gilchrist, Marcus	SS	5-10	198	25	4	Clemson	Andrews	High Point, N.C.
89	Green, Ladarious	TE	6-6	240	24	3	Louisiana-Lafayette	Booker T. Washington	Pensacola, Fla.
26	Grice, Marion	RB	6-0	208	21	R	Arizona State	Nimitz	Houston, Tex.
71	Guy, Lawrence	DE	6-4	318	24	4	Arizona State	Western	Las Vegas, Nev.
61	Hardwick, Nick	C	6-4	305	32	11	Purdue	Lawrence North	Indianapolis, Ind.
79	Harris, Mike	T	6-5	318	25	3	UCLA	Duarte	Duarte, Calif.
7	Hatfield, Micah	WR	6-1	182	24	R	Oregon State	Lake Oswego	Lake Oswego, Ore.
8	Herndon, Javontae	WR	6-0	194	21	R	Arkansas	The Bolles School	Jacksonville, Fla.
54	Ingram, Melvin	OLB	6-2	265	25	3	South Carolina	Richmond County	Rockingham, N.C.
15	Inman, Dontrelle	WR	6-3	205	25	1	Virginia	Batesburg-Leesville	Batesburg, S.C.
60	Johnson, D.J.	G	6-4	295	23	R	New Mexico	Southern Lab	Baton Rouge, La.
88	Johnson, David	TE	6-2	260	26	6	Arkansas State	Pine Bluff	Pine Bluff, Ark.
96	Johnson, Jarret	OLB	6-3	260	32	12	Alabama	Chieftand	Chieftand, Fla.
90	Keiser, Thomas	OLB	6-4	260	25	4	Stanford	North Allegheny	Wexford, Pa.
99	Law, Cordaro	OLB	6-1	255	25	1	Southern Mississippi	Summer County	York, Ala.
98	Lissemore, Sean	DT	6-3	303	26	5	William & Mary	Dumont	Dumont, N.J.
34	Lugert, Corey	DE	6-2	300	24	4	Illinois	Hialeah	Miami, Fla.
31	Marshall, Richard	CB	5-11	198	29	9	Fresno State	Locke	Los Angeles, Calif.
24	Mathews, Ryan	RB	6-0	220	26	5	Fresno State	West	Bakersfield, Calif.
62	McDonald, Nick	C	6-4	305	26	4	Grand Valley State (Mich.)	Ford	Sterling Hills, Mich.
57	Mouton, Jonas	ILB	6-2	240	26	4	Michigan	Venice	Los Angeles, Calif.
9	Novak, Nick	K	6-0	198	32	7	Maryland	Albemarle	Charlottesville, Va.
43	Oliver, Branden	RB	5-9	208	23	R	Buffalo	Southridge	Miami, Fla.
74	Othmerberger, Rich	C-G	6-2	300	28	6	Penn State	East Meadow	East Meadow, N.Y.
82	Otto, Ryan	TE	6-6	241	24	1	San Jose State	Del Oro	Loomis, Calif.
68	Palepoi, Tenney	DT	6-1	298	23	R	Utah	Skyline	Salt Lake City, UT
44	Phillips, Adrian	S	5-11	210	22	R	Texas	Garland	Garland, Tex.
83	Phillips, John	TE	6-5	251	27	6	Virginia	Bath County	Hot Springs, Va.
84	Reese, Tevin	WR	5-10	170	23	R	Baylor	Temple	Temple, Tex.
91	Reyes, Kendall	DE	6-4	300	24	3	Connecticut	Nashua North	Nashua, N.H.
79	Rinehart, Chad	G	6-5	321	29	7	Northern Iowa	Boone	Boone, Iowa
17	Rivers, Philip	QB	6-5	228	32	11	North Carolina State	Athens	Athens, Ala.
11	Royal, Eddie	WR-KR	5-10	185	29	7	Virginia Tech	Westfield	Chantilly, Va.
75	Scafe, Danik	DE	6-2	300	26	1	Boston College	Windsor	Windsor, Conn.
5	Sofres, Mike	P	6-2	215	33	12	Western Illinois	Desrehan	Desrehan, La.
49	Soineaux, Alvin	ILB	6-2	232	23	R	Wofford	East St. John	Reserve, La.
70	Swires, Jeremiah	T	6-6	315	22	R	Nebraska	Bear Creek	Lakewood, Colo.
69	Smith, Willie	T	6-5	310	27	4	East Carolina	North Johnston	Kenly, N.C.
4	Sorensen, Brad	QB	6-5	230	26	2	Southern Utah	Colton	Colton, Calif.
25	Stuckey, Darrell	S	5-11	212	27	5	Kansas	Washington	Kansas City, Kan.
2	Tempenny, Chase	P	6-3	252	22	R	Nevada	Oskaloosa	Oskaloosa, Kan.
50	Telo, Mami	ILB	6-1	241	23	2	Notre Dame	Punahou	Lae, Hawaii
73	Tjong-A-Tjoe, Ricky	DE	6-2	309	24	R	Boise State	Boise	Kissie, Idaho
63	Trouman, Johnnie	G	6-4	330	26	2	Penn State	Pemberton Township	Brown Mills, N.J.
49	Underwood, Colton	OLB	6-3	254	22	R	Illinois State	Washington	Washington, Ill.
22	Varett, Jason	CB	5-10	178	22	R	Texas Christian	Rodriguez	Fairfield, Calif.
52	Walker, Reggie	ILB	6-0	244	27	6	Kansas State	Grant	Sacramento, Calif.
65	Watt, Chris	G	6-2	311	23	R	Notre Dame	Glenbard West	Glen Ellyn, Ill.
64	Watts, Craig	G	6-4	335	22	R	West Texas A&M	Killeen	Killeen, Tex.
32	Weddie, Eric	FS	5-11	200	29	8	Utah	Alta Loma	Alta Loma, Calif.
72	Wiggins, Kenny	T	6-6	314	25	2	Fresno State	Elk Grove	Elk Grove, Calif.
27	Williams, Kenwynn	RB	5-9	198	23	1	Utah State	Valley	Las Vegas, Nev.
23	Williams, Steve	CB	5-10	185	23	2	California	Skyline	Dallas, Tex.
58	Williams, Tourek	OLB	6-4	262	23	2	Florida International	Norland	Miami, Fla.
47	Windt, Mike	LS	6-1	237	28	5	Cincinnati	Elder	Cincinnati, Ohio
39	Woodhead, Danny	RB	5-8	200	29	7	Chadron State (Neb.)	North Platte	North Platte, Neb.
29	Wright, Shareece	CB	5-11	182	27	4	Southern California	Colton	Colton, Calif.



2013 IN REVIEW

Defensive end Corey Liuget led the Chargers in sacks, tackles for loss, quarterback hits and quarterback pressures in 2013.

Photo: Mike Nowak



2013 FINAL NFL STANDINGS

AMERICAN FOOTBALL CONFERENCE

WEST	W	L	T	Pct.	PF	PA	Home	Away	AFC	NFC	Div.
Denver*	13	3	0	.813	606	389	7-1	6-2	9-3	4-0	5-1
Kansas City #	11	5	0	.688	430	305	5-3	6-2	7-5	4-0	2-4
Chargers #	9	7	0	.563	396	348	5-3	4-4	6-6	3-1	4-2
Oakland	4	12	0	.250	322	453	3-5	1-7	4-8	0-4	1-5
SOUTH	W	L	T	Pct.	PF	PA	Home	Away	AFC	NFC	Div.
Indianapolis*	11	5	0	.688	391	336	6-2	5-3	9-3	2-2	6-0
Tennessee	7	9	0	.438	362	381	3-5	4-4	6-6	1-3	2-4
Jacksonville	4	12	0	.250	247	449	1-7	3-5	4-8	0-4	3-3
Houston	2	14	0	.125	276	428	1-7	1-7	2-10	0-4	1-5
NORTH	W	L	T	Pct.	PF	PA	Home	Away	AFC	NFC	Div.
Cincinnati*	11	5	0	.688	430	305	8-0	3-5	8-4	3-1	3-3
Pittsburgh	8	8	0	.500	379	370	5-3	3-5	6-6	2-2	4-2
Baltimore	8	8	0	.500	320	352	6-2	2-6	6-6	2-2	3-3
Cleveland	4	12	0	.250	308	406	3-5	1-7	3-9	1-3	2-4
EAST	W	L	T	Pct.	PF	PA	Home	Away	AFC	NFC	Div.
New England*	12	4	0	.750	444	338	8-0	4-4	9-3	3-1	4-2
New York Jets	8	8	0	.500	290	387	6-2	2-6	5-7	3-1	3-3
Miami	8	8	0	.500	317	335	4-4	4-4	7-5	1-3	2-4
Buffalo	6	10	0	.375	339	388	4-4	2-6	5-7	1-3	3-3

NATIONAL FOOTBALL CONFERENCE

WEST	W	L	T	Pct.	PF	PA	Home	Away	NFC	AFC	Div.
Seattle*	13	3	0	.813	417	231	7-1	6-2	10-2	3-1	4-2
San Francisco #	12	4	0	.750	406	272	6-2	6-2	9-3	3-1	5-1
Arizona	10	6	0	.625	379	324	6-2	4-4	6-6	4-0	2-4
St. Louis	7	9	0	.438	348	364	5-3	2-6	4-8	3-1	1-5
SOUTH	W	L	T	Pct.	PF	PA	Home	Away	NFC	AFC	Div.
Carolina*	12	4	0	.750	366	241	7-1	5-3	9-3	3-1	5-1
New Orleans #	11	5	0	.688	414	304	8-0	3-5	9-3	2-2	5-1
Arlanta	4	12	0	.250	353	443	3-5	1-7	3-9	1-3	1-5
Tampa Bay	4	12	0	.250	288	389	3-5	1-7	2-10	2-2	1-5
NORTH	W	L	T	Pct.	PF	PA	Home	Away	NFC	AFC	Div.
Green Bay*	8	7	1	.531	417	428	4-3-1	4-4	6-5-1	2-2	3-2-1
Chicago	8	8	0	.500	445	478	5-3	3-5	4-8	4-0	2-4
Detroit	7	9	0	.438	395	376	4-4	3-5	6-6	1-3	4-2
Minnesota	5	10	1	.344	391	480	5-3	0-7-1	4-7-1	1-3	2-3-1
EAST	W	L	T	Pct.	PF	PA	Home	Away	NFC	AFC	Div.
Philadelphia*	10	6	0	.625	442	382	4-4	6-2	9-3	1-3	4-2
Dallas	8	8	0	.500	439	432	5-3	3-5	7-5	1-3	5-1
New York Giants	7	9	0	.438	294	383	4-4	3-5	6-6	1-3	3-3
Washington	3	13	0	.188	334	478	2-6	1-7	1-11	2-2	0-6

* Division Champion

Wild Card team

NATIONAL FOOTBALL LEAGUE POSTSEASON

AFC Wild Card Round

at Indianapolis 45, Kansas City 44
San Diego 27, at Cincinnati 10

AFC Divisional Playoffs

at New England 43, Indianapolis 22
at Denver 24, San Diego 17

AFC Championship Game

at Denver 26, New England 16

**Super Bowl XLVIII, MetLife Stadium,
New York-New Jersey** (February 2, 2014)
Seattle 43, Denver 8

NFC Wild Card Round

New Orleans 26, at Philadelphia 24
San Francisco 23, at Green Bay 20

NFC Divisional Playoffs

at Seattle 23, New Orleans 15
San Francisco 23, at Carolina 10

NFC Championship Game

at Seattle 23, San Francisco 17

2013 REGULAR-SEASON STATISTICS

* Local Television Blackout Lifted

(9-7 Overall) Third AFC West - Mike McCoy
Home (6-3); Away (4-4); Postseason (1-1)

Date	W/L	Score	Opponent	Aft.
09/09	L	28-31	Houston *	59:22
09/16	W	33-30	at Philadelphia	69:44
09/22	L	17-20	at Tennessee	69:43
09/29	W	30-21	Dallas *	66:60
10/06	L	17-27	at Oakland	48:83
10/14	W	19-9	Indianapolis *	57:54
10/20	W	24-6	at Jacksonville	59:50
11/03	L	24-30, OT	at Washington	80:16
11/10	L	20-28	Denver *	68:87
11/17	L	16-20	at Miami	60:256
11/24	W	41-38	at Kansas City	75:259
12/01	L	10-17	Cincinnati	61:536
12/08	W	37-14	New York Giants *	65:132
12/12	W	27-20	at Denver	76:497
12/22	W	26-13	Oakland *	56:675
12/29	W	27-24, OT	Kansas City *	66:314

AFC Wild Card Playoffs	Opponent	Score	Aft.
01/05	W	27-10	at Cincinnati
AFC Divisional Playoffs			
01/12	L	17-24	at Denver

TOTAL FIRST DOWNS	San Diego	Opponent
Rushing	373	327
Passing	104	98
Penalty	230	209
3rd Down: Made/Att	39	29
3rd Down Pct.	101/206	70/160
4th Down: Made/Att	49.0	38.0
4th Down Pct.	5/6	6/73
TIME OF POSSESSION	83.3	46.2
Avg. Per Game	32:59	27:01
TOTAL NET YARDS	6293	5864
Avg. Per Game	383.3	366.5
Total Plays	1060	959
Avg. Per Play	5.9	6.1
NET YARDS RUSHING	1995	1725
Avg. Per Game	122.9	107.8
Total Rushes	486	376
NET YARDS PASSING	4328	4139
Avg. Per Game	270.5	259.7
Sacked/Yards Lost	30/160	35/248
Gross Yards	4478	4387
Att./Completions	544/378	548/364
Completion Pct.	69.5	66.4
Had Intercepted	11	11
PUNTS/AVERAGE	56/43.2	65/47.0
NET PUNTING AVG.	56/40.0	65/42.9
PENALTIES/YARDS	95/765	100/850
FUMBLES/BALL LOST	14/10	15/6
TOUCHDOWNS	42	40
Rushing	9	14
Passing	32	23
Returns	1	3

Score by Quarters	Q1	Q2	Q3	Q4	OT	PTS.
Chargers	61	132	85	115	3	396
Opponents	68	106	79	69	6	348

Scoring	TD	RU	PA	RT	PAT	FG	S	PTS.
Novak	0	0	0	0	42/42	34/37	0	144
Allen	8	0	8	0	0/0	0/0	0	48
Royal	8	0	8	0	0/0	0/0	0	48
Woodhead	8	2	6	0	0/0	0/0	0	48
Mathews	7	6	1	0	0/0	0/0	0	42
Gates	4	0	4	0	0/0	0/0	0	24
Green	3	0	3	0	0/0	0/0	0	18
Ajrotiu	1	0	1	0	0/0	0/0	0	6
R. Brown	1	0	1	0	0/0	0/0	0	6
V. Brown	1	0	1	0	0/0	0/0	0	6
Lissmore	1	0	0	1	0/0	0/0	0	6
Chargers	42	9	32	1	42/42	34/37	0	396
Opponents	40	14	23	3	39/39	23/30	0	348

2-PL Conversions: Chargers 0-0 Opponents 0-0

Sacks: Luger 5.5, Reyes 5, Keiser 4.5, Ja Johnson 3, Walker 3, English 2.5, Lissmore 2, Patrick 1.5, Addae 1, Gilchrist 1, Ingram 1, Weddle 1, T. Williams 1, Wynn T.M. 1 (group), D. Butler 0.5, Freeman 0.5. **Chargers 0.5** Opponents 30

Passing	Aft.	Comp.	Yds.	Comp. %	Yds./Aft.
Rivers	544	378	4478	69.5	8.23
Chargers	544	378	4478	69.5	8.23
Opponents	548	364	4387	66.4	8.01

Rushing	No.	Yds.	Avg.	Long	TD
Mathews	285	1255	4.4	51	6
Woodhead	106	429	4.0	14	2
R. Brown	45	157	3.5	13	1
Rivers	28	72	2.6	18	0
McClain	11	32	2.9	7	0
Royal	3	21	7.0	15	0
Weddle	2	4	2.0	2	0
Whitehurst	6	-5	-0.8	0	0
Chargers	406	1965	4.8	51	9
Opponents	376	1725	4.6	45	14

Receiving	No.	Yds.	Avg.	Long	TD
Gates	77	872	11.3	561	4
Woodhead	76	605	8.0	39	6
Allen	71	1045	14.7	431	8
Royal	47	631	13.4	54	8
V. Brown	47	472	11.5	51	1
Mathews	26	189	7.3	17	1
Green	17	376	22.1	601	3
R. Brown	8	60	7.5	15	0
Floyd	6	149	24.8	47	0
Phillips	4	30	7.5	13	0
Ajrotiu	3	64	21.3	261	1
McClain	2	-7	-3.5	7	0
Rivers	0	-9	-9	-9	0
Chargers	378	4478	11.8	601	32
Opponents	364	4387	12.1	74	23

Interceptions	No.	Yds.	Avg.	Long	TD
Gilchrist	2	43	21.5	26	0
Weddle	2	21	10.5	21	0
Wright	1	41	41.0	41	0
D. Butler	1	30	30.0	30	0
Keiser	1	6	6.0	6	0
Doc	2	2	1.0	2	0
Lissmore	1	0	0.0	0	1
Patrick	1	0	0.0	0	0
Thomas	1	0	0.0	0	0
Chargers	11	143	13.0	41	1
Opponents	11	146	13.3	521	2

Punting	No.	Yds.	Avg.	Net	TB	I-20	Lg.	B
Scotties	56	2407	42.2	40.0	1	30	61	0
Chargers	56	2417	43.2	40.0	1	30	61	0
Opponents	65	3054	47.0	42.9	5	20	75	0

Punt Returns	Ret.	FC	Yds.	Avg.	Lg.	TD
Allen	15	13	125	8.3	28	0
Royal	7	7	41	5.9	12	0
Chargers	22	20	166	7.5	28	0
Opponents	19	19	158	8.3	38	0

Kickoff Returns	Ret.	Yds.	Avg.	Long	TD
Woodhead	12	262	21.8	37	0
Hawkins	8	176	22.0	27	0
R. Brown	6	113	18.8	28	0
Whitehurst T.M.	6	156	26.0	42	0
Chargers	32	707	22.1	42	0
Opponents	73	1737	23.8	46	0

Field Goals	1-19	20-29	30-39	40-49	50+
Novak	1/1	9/9	13/16	9/9	2/2
Chargers	1/1	9/9	13/16	9/9	2/2
Opponents	0/0	6/7	6/6	8/11	3/6

Novak (1) (496, 446, 336, 463) (446, 388) (366, 426, 236) (376, 356) (316, 336, 346, 506) (206) (266, 406, 376) (276, 506, 296) (306, 306) (486) (366, 276, 436) (386, 356) (276, 486, 286, 336) (226, 366)

Defensive Tackles (T-A TT-FL-SK-PR-OB-Hits-INT-FR-PP) Weddle 96-18-14-5-11-4-2-1-2-10, Butler 69-38-4-0-5-1-0-1-0-3, Te'o 49-44-9-5-5-1-2-0-0-4, Gilchrist 68-18-8-4-9-1-0-2-1-1-4, Marshall 50-19-8-1-1-0-0-0-0-6, Wright 55-25-7-1-0-0-0-0-0-3, Luger 37-13-0-0-0-0-0-0-0-0, Johnson 28-21-8-4-3-4-5-0-1-0-2, Walker 30-12-4-2-5-3-4-6-0-1-0-0, Reyes 29-14-4-2-5-1-9-16-0-0-0-2, Doc 35-4-39-0-0-0-1-0-0-6, Patrick 34-2-36-3-1-5-0-4-1-0-2, Addae 26-6-32-1-0-0-1-0-2, Lissmore 21-10-31-5-2-2-4-0-0-0, Thomas 18-12-30-7-0-3-2-1-0-2, Bacshir 17-8-25-1-0-0-1-0-0-0, Bird 14-11-25-0-1-0-0-0-0-0, Keiser 13-7-20-5-4-5-4-10-1-0-1, English 15-4-18-3-2-5-4-5-0-1-0-1, Gay 10-18-0-0-1-3-0-0-0-4, Ingram 5-8-13-2-1-4-1-0-1-0-0, Williams 8-3-11-1-1-0-1-0-0, Stuckey 7-2-9-0-0-0-0-0-0-1, Wynn 3-0-3-1-2-2-0-0-0-0, Butler 2-1-3-0-0-0-0-0-1-0-0, Geathers 2-1-3-0-0-0-0-0-0-0, Freeman 0-1-1-0-5-7-4-0-0-0-0

Special Teams Tackles (solo-ast-total) Ajrotiu 2 (2-0-2), Weddle 9 (2-1), Green 10 (0-10), Stuckey 7 (3-0), Addae 9 (1-8), Marshall 8 (0-8), Bacshir 7 (1-8), Doc 6 (2-0), Novak 5 (0-5), Patrick 4 (4-0), Phillips 3 (1-4), Wynn 2 (0-2), Allen 1 (0-1), Butler 1 (0-1), Gilchrist 1 (0-1), Royal 1 (0-1), Scotties 1 (1), Wright 1 (0-1), English 0 (1)



2013 POSTSEASON STATISTICS

Date	W/L	Score	Opponent	Alt.	Rushing	No.	Yds.	Avg.	Long	TD
AFC Wild Card Playoffs					Woodhead	24	83	3.5	9	1
01/05	W	27-10	at Cincinnati	62,277	Mathews	18	78	4.3	16	0
AFC Divisional Playoffs					R. Brown	9	77	8.6	58*	1
01/12	L	17-24	at Denver	76,969	Rivers	5	14	2.8	6	0
					Royal	1	9	9.0	9	0
					McClain	1	0	0.0	0	0

	San Diego	Opponent								
TOTAL FIRST DOWNS	29	53								
Rushing	7	19								
Passing	19	31								
Penalty	3	3								
3rd Down Made/Att	8/24	12/25								
3rd Down Pct.	33.3	48.0								
4th Down Made/Att	1/1	1/3								
4th Down Pct.	100.0	33.3								
TIME OF POSSESSION	27:00	32:59								
TOTAL NET YARDS	577	802								
Avg. Per Game	288.5	401.0								
Total Plays	106	149								
Avg. Per Play	5.4	5.4								
NET YARDS RUSHING	261	246								
Avg. Per Game	130.5	123.0								
Total Rushes	58	59								
NET YARDS PASSING	316	556								
Avg. Per Game	158.0	278.0								
Sacked/Yards Lost	5/29	3/8								
Gross Yards	345	564								
Att./Completions	43/30	67/54								
Completion Pct.	69.8	62.1								
Had Intercepted	0	3								
PUNTS/AVERAGE	10/46.6	3/39.3								
NET PUNTING AVG.	10/374	3/32.7								
PENALTIES/YARDS	13/91	10/88								
FUMBLES/BALL LOST	0/0	4/3								
TOUCHDOWNS	5	4								
Rushing	2	1								
Passing	3	3								
Returns	0	0								

Score by Quarters	Q1	Q2	Q3	Q4	OT	PTS.
Chargers	7	0	10	27	0	44
Opponents	7	17	3	7	0	34

Scoring	TD	RU	PA	RT	PAT	FG	S	PTS.
Novak	0	0	0	0	5/5	3/4	0	14
Allen	2	0	2	0	0/0	0/0	0	12
R. Brown	1	1	0	0	0/0	0/0	0	6
Green	1	0	1	0	0/0	0/0	0	6
Woodhead	1	1	0	0	0/0	0/0	0	6
Chargers	5	2	3	0	5/5	3/4	0	44
Opponents	4	1	3	0	4/4	2/3	0	34

2-PT Conversions: Chargers 0-0, Opponents 0-0
Sacks: Ja. Johnson 1, Lluger 1, Thomas 1, **Chargers 3**, Opponents 5

Passing	Alt.	Comp.	Yds.	Comp. %	Yds./Att.	TD	TD%	Int.	Int. %	Long	Sack/Lost	Rating
Rivers	43	30	345	69.8	8.02	3	7.0	0	0.0	49	5/29	116.9
Chargers	43	30	345	69.8	8.02	3	7.0	0	0.0	49	5/29	116.9
Opponents	87	54	564	62.1	6.48	3	3.4	3	3.4	49	3/8	77.9

Receiving	No.	Yds.	Avg.	Long	TD
Allen	8	163	20.4	49	2
Green	5	41	8.2	22	1
R. Brown	5	27	5.4	9	0
Woodhead	5	24	4.8	11	0
Gates	3	15	5.0	5	0
Mathews	2	63	31.5	33	0
Opponents	59	246	4.2	14	1

Interceptions	No.	Yds.	Avg.	Long	TD
Wright	1	30	30.0	30	0
Ingram	1	3	3.0	3	0
D. Butler	1	0	0.0	0	0
Chargers	3	33	11.0	30	0
Opponents	0	0	0.0	0	0

Punting	No.	Yds.	Avg.	Net	TB	1-20	Lg.	B
Scotties	10	466	46.6	374	1	3	62	0
Chargers	10	466	46.6	374	1	3	62	0
Opponents	3	116	38.3	72	1	2	50	0

Punt Returns	Ret.	FC	Yds.	Avg.	Lg.	TD
Allen	0	2	0	0.0	0	0
Chargers	0	2	0	0.0	0	0
Opponents	6	3	72	12.0	47	0

Kickoff Returns	Ret.	Yds.	Avg.	Long	TD
Woodhead	1	23	23.0	23	0
Chargers	1	23	23.0	23	0
Opponents	9	228	25.3	37	0

Field Goals	1-19	20-29	30-39	40-49	50+
Novak	0/0	2/2	1/1	0/0	0/1
Chargers	0/0	2/2	1/1	0/0	0/1
Opponents	0/0	0/0	0/0	2/3	0/0

Novak (25G, 23G) (53N, 30G)
Defensive Tackles (T-A, TT-TFL, SK-PP-QB Hits-INT-FF-FR-PD): Butler 9-10-19-2-0-1-1-0-0, Addee 10-3-13-1-0-0-0-1-1-1, Ito 8-5-10-0-0-0-0-0-0-0, Gholston 10-2-12-0-0-0-0-0-0-1, Johnson 8-10-11-1-0-0-0-0, Weddle 8-2-10-0-0-0-0-0-0-1, Lluger 7-3-10-3-1-2-0-0-0-0, Wright 7-3-10-0-0-0-1-1-0-0-5, Marshall 6-2-8-0-0-0-0-0-2-0, Walker 4-3-7-0-0-0-0-0-0-1, Ingram 2-4-6-0-0-0-0-0-0-0, Bird 3-1-4-0-0-0-0-0-0-1, Thomas 3-0-3-2-1-2-0-0-0-0, Stuckey 2-1-3-0-0-0-0-0-0-0, Reyes 1-2-3-0-0-0-0-0-0-0-1, Guy 1-1-2-0-0-0-0-0-0-0, Geathers 0-0-0-0-0-0-0-0-0-0, Kaiser 0-0-0-0-0-0-0-0-0-0-0

Special Teams Tackles (solo-ast-total): Marshall 4-0-4, Stuckey 3-0-3, Novak 2-0-2, Ajroutou 1-0-1, Bird 1-0-1, Butler 1-0-1, Walker 1-0-1, Gachkar 0-1-1, Weddle 0-1-1

2013 REGULAR-SEASON GAME-BY-GAME TEAM STATS

	9/9	9/15	9/22	9/29	10/6	10/14	10/20	10/3	10/10	10/17	10/24	10/31	11/7	11/14	11/21	11/28	12/2	12/9	12/16	
	at Phi	at Ten	at Det	at Det	at Ind	at Tex	at Was	Den	at Mia	at KC	Chi	NYG	at Den	at Det	at Det	at KC	at KC	at KC	at KC	
Punts	28	33	17	30	17	19	24	24	20	16	4	10	37	27	26	27	26	27	26	27
1st Qtr	7	3	7	7	0	0	7	0	0	7	3	0	7	3	3	7	3	3	7	7
2nd Qtr	14	10	3	6	0	10	7	14	6	3	7	7	17	14	7	7	7	7	7	7
3rd Qtr	7	7	7	7	3	3	3	0	7	3	14	0	7	7	10	0	7	10	0	0
4th Qtr	0	13	0	10	14	6	7	10	7	3	17	3	6	3	6	10	3	6	10	10
Overtime	0	0	0	0	0	0	0	0	0	0	0	0	0	0	0	0	0	0	0	3
TDs (R+P+R)	0:40	0:30	1:10	0:30	0:20	0:40	2:10	0:24	1:10	0:40	2:30	0:40	1:30	1:20	1:10	0:30	0:30	0:30	0:30	0:30
PATs (MA)	4:4	3:3	2:2	3:3	2:2	1:1	3:3	3:3	2:2	1:1	5:5	1:1	4:4	3:3	2:2	3:3	2:2	3:3	2:2	3:3
ZPT Downs (MA)	0:0	0:0	0:0	0:0	0:0	0:0	0:0	0:0	0:0	0:0	0:0	0:0	0:0	0:0	0:0	0:0	0:0	0:0	0:0	0:0
FBS (MA)	0:0	4:4	1:2	3:3	1:2	4:4	1:1	1:1	2:3	3:3	2:2	1:1	3:3	2:2	4:4	2:2	4:4	2:2	4:4	2:2
Safeties	0	0	0	0	0	0	0	0	0	0	0	0	0	0	0	0	0	0	0	0
First Downs	14	33	19	27	27	24	27	25	20	22	24	19	25	24	24	19	24	24	19	19
Rushing	2	7	5	5	3	8	10	4	7	7	7	5	7	11	7	9	7	9	9	9
Passing	11	22	10	20	21	13	14	20	11	14	16	13	15	10	11	9	11	9	9	9
Penalty	1	4	4	2	3	3	3	1	2	1	1	1	3	3	6	1	3	6	1	1
3rd Down (MA)	7/44	10/45	3/9	5/22	4/11	7/44	7/42	3/9	7/16	4/11	7/15	6/13	10/15	6/12	6/11	9/17	6/11	9/17	6/11	9/17
3rd Down Pct	50.00%	66.67%	33.33%	40.91%	36.36%	50.00%	66.67%	33.33%	43.75%	36.36%	46.67%	46.15%	66.67%	50.00%	54.55%	52.94%	50.00%	54.55%	52.94%	52.94%
4th Down (MA)	1/1	0/0	0/0	0/0	0/0	0/0	0/0	1/1	1/1	0/0	1/1	0/0	0/0	0/0	0/0	0/0	0/0	0/0	0/0	1/1
4th Down Pct	100.00%	0.00%	0.00%	0.00%	0.00%	0.00%	0.00%	100.00%	100.00%	0.00%	100.00%	0.00%	0.00%	0.00%	0.00%	0.00%	0.00%	0.00%	0.00%	100.00%
Red Zone (MA)	4/4	2/4	2/3	1/3	2/5	0/3	2/4	2/3	2/4	1/3	3/5	0/0	3/5	2/4	2/5	2/4	2/5	2/4	2/5	2/4
Red Zone Pct	100.00%	50.00%	66.67%	33.33%	40.00%	0.00%	50.00%	66.67%	50.00%	33.33%	60.00%	0.00%	60.00%	50.00%	40.00%	50.00%	40.00%	50.00%	40.00%	50.00%
Goat to Goal (MA)	3/3	0/1	2/3	0/1	1/3	0/1	2/3	0/1	1/1	1/2	2/3	0/0	3/4	0/0	2/2	2/3	0/0	2/2	2/3	2/3
Goat to Go Pct	100.00%	0.00%	66.67%	0.00%	33.33%	0.00%	66.67%	0.00%	100.00%	50.00%	66.67%	0.00%	75.00%	0.00%	100.00%	66.67%	0.00%	100.00%	66.67%	66.67%
Total Net Yards	263	539	277	506	427	304	434	410	329	435	491	334	388	337	344	405	337	344	405	405
Total Off Plays	51	79	53	70	69	72	67	63	66	63	67	63	70	66	67	72	66	67	72	72
Avg Gain Per Play	5.2	6.8	5.2	7.2	6.2	5.2	6.5	6.5	4.8	6.9	7.3	5.3	5.5	5.1	5.1	5.6	5.1	5.1	5.6	5.6
Net Yards Per Play	80	126	102	112	36	147	159	69	131	154	104	91	144	177	149	166	149	149	166	166
Total Rushing Plays	20	31	27	27	19	37	40	16	35	26	27	24	40	44	37	36	44	44	37	36
Avg Gain Per Rush	4.0	4.1	3.8	4.1	1.9	4.0	4.0	4.3	3.7	5.9	3.9	3.8	3.6	4.0	4.0	5.2	3.6	4.0	5.2	5.2
Net Yards Passing	183	413	175	394	391	227	276	341	199	281	387	243	244	160	196	219	160	196	219	219
Times Sacked	2	1	2	1	2	2	1	1	4	3	1	2	2	2	1	3	2	2	1	3
Yards Lost on Sacks	12	6	9	7	20	10	9	0	20	17	5	9	5	6	5	10	6	5	10	10
Gross Yards Passing	185	419	184	401	411	237	285	341	219	298	392	252	249	166	210	229	166	210	229	229
Pass Attempts	29	47	24	42	48	33	26	46	29	34	39	37	28	20	29	33	28	20	29	33
Pass Completions	14	36	20	35	35	22	22	29	19	22	27	23	21	12	19	22	12	19	22	22
Completion Pct	48.28%	76.60%	83.33%	83.33%	72.92%	66.67%	84.62%	63.04%	65.52%	64.71%	69.23%	62.16%	75.00%	60.00%	65.52%	66.67%	65.52%	66.67%	66.67%	66.67%
Avg Gain Per Pass	5.9	8.6	6.7	9.2	7.9	6.5	10.2	7.3	6.0	7.6	9.7	6.2	6.1	7.3	6.5	6.1	6.2	6.1	7.3	6.1
Interceptions	1	0	0	1	3	0	0	2	0	1	0	1	0	0	1	0	1	0	1	1
Fumbles / Fum Lost	0/0	3/2	1/1	0/0	2/2	0/0	0/0	0/0	1/0	0/0	1/0	2/2	1/1	1/0	2/2	0/0	1/1	1/0	2/2	0/0
Penalties	7	4	5	7	5	5	8	7	6	10	9	5	6	4	3	4	6	4	3	4
Penalty Yards	55	32	45	65	30	25	61	63	40	76	97	45	30	35	24	22	45	35	24	22
Punts	6	1	5	4	2	3	3	4	5	4	5	4	1	3	1	5	4	1	3	1
Gross Punting Average	40.8	40.0	42.4	39.8	38.5	49.3	44.7	40.0	40.6	43.5	40.0	39.3	39.0	42.0	30.0	46.4	39.3	39.0	42.0	46.4
Touchbacks	0	0	0	0	0	0	0	0	0	1	0	0	0	0	0	0	0	0	0	0
Inside 20	0	0	3	3	2	2	1	2	4	2	1	3	1	3	0	3	1	3	0	3
Punts Blocked	0	0	0	0	0	0	0	0	0	0	0	0	0	0	0	0	0	0	0	0
Net Punting Average	44.3	40.0	41.2	39.3	38.5	45.0	44.7	38.5	45.4	38.5	39.2	38.0	39.0	42.0	30.0	40.0	38.5	39.0	42.0	40.0
Punt Returns	1	2	1	1	2	0	1	0	0	3	1	1	2	2	3	2	2	2	3	2
Punt Return Yards	5	5	7	12	21	0	11	0	0	46	5	0	2	11	35	6	11	35	6	6
Punt Return Avg	5.0	2.5	7.0	12.0	10.5	0.0	11.0	0.0	0.0	15.3	5.0	0.0	10	5.5	17	3.0	5.5	17	3.0	3.0
Fair Catches	1	0	0	2	1	3	0	1	3	1	2	2	1	1	1	1	1	1	1	1
Kickoff Returns	1	4	1	1	2	1	1	5	0	2	5	2	2	0	2	3	2	0	2	3
Kickoff Return Yards	42	93	21	18	46	24	18	114	0	43	137	36	34	0	11	70	36	34	0	70
Kickoff Return Avg	42.0	23.3	21.0	18.0	23.0	24.0	18.0	22.8	0.0	21.5	27.4	18.0	17.0	0.0	5.5	23.3	18.0	17.0	0.0	23.3
Time of Possession	23:29	40:17	28:22	34:03	30:55	38:31	37:30	25:58	38:03	31:24	30:57	30:20	36:55	38:49	34:42	37:03	36:55	38:49	34:42	37:03



2013 REGULAR-SEASON GAME-BY-GAME OPPONENT'S STATS

	9/9	9/15	9/22	9/29	10/6	10/14	10/20	10/27	11/3	11/10	11/17	11/24	12/1	12/8	12/12	12/22	12/29
	at Hou	at Phi	at Ten	at Det	at Oak	at Ind	at Tex	at Was	at Den	at Mia	at KC	at NYG	at Cin	at NYJ	at Den	at Det	at KC
Points	31	30	20	21	27	9	6	30	28	20	38	17	14	20	13	24	24
1stQtr	7	3	0	0	14	3	0	0	7	3	7	0	0	10	0	14	14
2ndQtr	0	7	10	21	3	3	3	7	14	7	7	7	0	0	10	7	7
3rdQtr	7	10	0	0	7	0	3	7	7	7	14	7	7	0	0	3	3
4thQtr	17	10	10	0	3	3	0	10	0	3	10	3	7	10	3	0	0
Overtime	0	0	0	0	0	0	0	6	0	0	0	0	0	0	0	0	0
TDs (R+P+R)	0:34	1:20	1:40	0:24	0:24	0:00	0:00	4:00	0:40	1:40	2:30	1:40	1:40	0:20	1:00	2:40	2:40
Punts (M/A)	4:4	3:3	2:2	3:3	3:3	0:0	0:0	3:3	4:4	2:2	5:5	2:2	2:2	2:2	1:1	3:3	3:3
2PT Convs (M/A)	0:0	0:0	0:0	0:0	0:0	0:0	0:0	0:0	0:0	0:0	0:0	0:0	0:0	0:0	0:0	0:0	0:0
FGs (M/A)	1:2	3:4	2:3	0:4	2:2	3:3	2:2	1:3	0:0	2:2	1:1	1:1	0:0	2:2	2:2	1:1	1:1
Safeties	0	0	0	0	0	0	0	0	0	0	0	0	0	0	0	0	0
First Downs	26	22	23	21	17	12	18	27	22	21	26	19	18	19	14	22	22
Rushing	5	7	9	3	5	3	5	13	5	5	6	13	6	1	3	9	9
Passing	19	15	14	15	11	9	12	12	17	15	16	6	10	16	10	11	11
Penalty	2	0	0	3	1	0	1	2	0	1	4	0	2	2	1	2	2
3rd Down (M/A)	6:33	5:11	6:44	3:9	4:42	2:40	3:11	12:47	3:8	2:40	3:9	6:42	3:8	2:9	4:3	6:44	6:44
3rd Down Pct	45.6%	45.4%	42.86%	33.33%	33.33%	20.00%	22.73%	70.59%	37.50%	20.00%	33.33%	50.00%	37.50%	22.22%	30.77%	42.86%	42.86%
4th Down (M/A)	1:2	0:0	1:2	0:0	0:0	0:0	1:3	0:0	0:0	0:0	0:0	0:0	1:2	1:1	1:2	0:4	0:4
4th Down Pct	50.00%	0.00%	50.00%	0.00%	0.00%	0.00%	33.33%	0.00%	0.00%	0.00%	0.00%	0.00%	0.00%	100.00%	50.00%	0.00%	0.00%
Red Zone (M/A)	3:3	2:4	1:3	1:2	1:1	0:4	0:3	4:5	2:2	1:3	4:5	1:2	2:2	2:3	1:3	3:3	3:3
Red Zone Pct	100.00%	50.00%	33.33%	50.00%	100.00%	0.00%	0.00%	80.00%	100.00%	33.33%	80.00%	50.00%	100.00%	66.67%	33.33%	100.00%	100.00%
Goal/Go (M/A)	3:3	1:2	1:2	0:4	1:1	0:0	0:2	3:3	1:1	1:2	4:5	0:4	2:2	1:1	1:2	2:2	2:2
Goal/Go Pct	100.00%	50.00%	50.00%	0.00%	100.00%	0.00%	0.00%	100.00%	100.00%	50.00%	80.00%	0.00%	100.00%	100.00%	100.00%	100.00%	100.00%
Total Net Yards	449	511	452	381	289	257	353	500	397	343	354	333	285	255	285	332	332
Total Off Plays	75	58	68	56	55	48	59	72	80	58	59	61	54	53	54	69	69
Avg Gain Per Play	6.0	8.8	6.6	5.7	5.4	5.6	6.0	6.9	6.6	5.9	6.7	5.8	6.2	5.6	4.9	4.8	4.8
Net Yards Rushing	120	100	100	92	104	74	78	209	84	104	114	164	92	18	59	143	143
Total Rushing Plays	28	19	29	16	28	17	17	40	22	19	18	38	20	11	17	37	37
Avg Gain Per Rush	4.3	5.3	5.8	5.8	3.7	4.4	4.6	5.2	3.8	5.5	6.3	4.6	1.6	3.5	3.9	3.9	3.9
Net Yards Passing	329	411	282	227	185	183	275	291	313	239	239	288	180	241	277	206	189
Times Sacked	2	2	2	3	4	1	6	0	2	4	3	0	2	1	1	2	2
Yards Lost on Sacks	17	17	17	19	26	9	43	0	17	29	13	0	18	12	0	11	11
Gross Yards Passing	346	428	299	245	221	212	318	291	330	268	294	180	259	289	216	210	210
Pass Attempts	45	37	37	37	23	30	36	32	36	35	38	23	32	41	36	30	30
Pass Completions	34	23	23	27	18	18	23	23	25	22	26	14	20	27	20	21	21
Completion Pct	75.6%	62.16%	62.16%	72.97%	78.26%	60.00%	63.89%	71.88%	69.44%	62.86%	68.42%	60.87%	62.50%	65.85%	55.56%	70.00%	70.00%
Avg Gain Per Pass	7.0	10.5	7.2	5.7	7.2	6.2	6.5	9.1	8.2	6.1	6.9	8.3	7	6.6	5.6	5.9	5.9
Interceptions	1	0	0	0	0	1	1	1	0	1	1	1	1	2	1	1	0
Fumbles/Fum Lost	0:0	1:0	2:0	2:4	2:0	0:0	0:0	0:0	2:4	0:0	1:4	1:4	1:4	0:0	2:4	1:0	1:0
Penalties	7	9	11	5	8	5	6	7	3	3	7	3	7	6	12	1	1
Penalty Yards	73	77	116	33	85	28	45	65	28	15	62	30	72	43	73	5	5
Punts	3	3	3	5	6	5	3	3	5	4	4	4	3	4	5	5	5
Gross Punting Average	450	447	457	406	435	406	500	400	466	523	445	555	400	465	542	458	458
Touchbacks	0	0	0	1	1	0	1	0	1	0	0	0	0	0	0	1	1
Inside 20	3	1	2	0	1	2	1	1	0	2	1	2	1	1	2	0	0
Punts Blocked	0	0	0	0	0	0	0	0	0	0	0	0	0	0	0	0	0
Net Punting Average	433	430	443	342	427	406	397	400	425	408	433	555	463	438	472	406	406
Punt Returns	3	0	2	1	0	2	1	1	2	0	4	2	0	0	0	1	1
Punt Return Yards	21	0	6	38	0	10	0	6	6	0	34	5	0	0	0	32	32
Punt Return Avg	7.0	0.0	3.0	38.0	0.0	5.0	0.0	6.0	3.0	0.0	8.5	2.5	0.0	0.0	0.0	32.0	32.0
Fair Catches	1	0	1	1	2	0	1	0	3	2	1	1	0	2	0	4	4
Kickoff Returns	4	8	4	3	4	5	2	5	4	2	8	3	7	4	6	4	4
Kickoff Return Yards	116	166	114	85	92	124	62	102	103	48	189	67	126	108	140	125	125
Kickoff Return Avg	29.0	23.3	28.5	28.3	23.0	24.8	30.0	20.4	25.8	24.0	24.9	22.3	18.0	27.0	23.3	31.3	31.3
Time of Possession	36:31	19:43	36:38	25:57	29:05	21:29	22:30	40:03	21:57	28:35	29:03	29:40	23:04	21:11	25:18	34:36	34:36

2013 TAKEAWAY-GIVEAWAY RATIO / WEEKLY RANKINGS

Date	Opponent	Takeaways			Pts.			Giveaways			Pts.			W-L	After Week	Opponent	Total	Offense			Defense		
		Int.	Fum.	Total	From	Int.	Fum.	Total	From	Net	Total	Run	Pass					Total	Run	Pass			
09/09	Houston	1	0	1	7	1	0	1	7	0	L	1	Houston	27	18	24	28	25†	26				
09/15	at Phil.	0	0	0	0	0	2	2	0	-2	W	2	at Philadelphia	7	15	11	31	21	32				
09/22	at Ten.	0	0	0	0	1	1	0	-1	L	3	at Tennessee	11	18	12	31	28	31					
09/29	Dallas	0	1	1	0	1	0	1	7	0	W	4	Dallas	8	18	6	30	25	29				
10/06	at Oakland	0	0	0	0	3	2	5	17	-5	L	5	at Oakland	5	21	5	27	24	27				
10/14	Ind.	1	0	1	0	0	0	0	0	-1	W	6	Indianapolis	5†	19	5	21	17†	25				
10/20	at Jax.	1	0	1	0	0	0	0	0	-1	W	7	at Jacksonville	5	15	6	23	17	26				
11/03	at Wash.	1	0	1	7	2	0	2	10	-1	L	8	bye	4	15	6	23	16	26				
11/10	Denver	0	1	1	7	0	0	0	0	-1	L	9	at Washington	6	20	4	26	23	27				
11/17	at Miami	1	0	1	7	1	0	1	0	0	L	10	Denver	7	19	4	29	20	28				
11/24	at K.C.	1	1	2	7	0	0	0	0	-2	W	11	at Miami	7	16†	4	27	16	27				
12/01	Cincinnati	1	1	2	3	1	2	3	7	-1	L	12	at Kansas City	6	17	4	29	17	27				
12/08	N.Y. Giants	2	1	3	14	0	1	1	7	-2	W	13	Cincinnati	5	21	4	29	22	28				
12/12	at Denver	1	0	1	3	0	0	0	0	-1	W	14	New York Giants	4	19	4	27	19	28				
12/22	Oakland	1	1	2	10	1	2	3	10	-1	W	15	at Denver	6	15	4	25	14	29				
12/29	Kansas City	0	0	0	0	1	0	1	7	-1	W	16	Oakland	6	13	4	24	10	29				
	Totals	11	6	17	65	11	10	21	72	-4	9-7	17	Kansas City	5	13	4	23	12	29				
01/05	at Cin.**	2	2	4	6	0	0	0	0	-4	W												
01/12	at Den.**	1	1	2	0	0	0	0	0	-2	L												

*AFC Wild Card Playoffs / **AFC Divisional Playoffs

2013 STARTING LINEUPS

OFFENSE

	WR	LT	LG	C	RG	RT	TE	QB	RB
09/09	Floyd	Dunlap	Rinehart	Hardwick	Clary	Fluker	Gates	Royal	Rivers
09/15	Floyd	Dunlap	Rinehart	Hardwick	Clary	Fluker	Gates	Royal	Rivers
09/22	Allen	Dunlap	Rinehart	Hardwick	Clary	Harris	Gates	Brown	Rivers
09/29	Allen	Harris	Trouman	Hardwick	Clary	Fluker	Gates	Brown	Rivers
10/06	Allen	Harris	Trouman	Hardwick	Clary	Fluker	Gates	Brown	Rivers
10/14	Allen	Dunlap	Trouman	Hardwick	Clary	Fluker	Gates	Brown	Rivers
10/20	Allen	Dunlap	Trouman	Hardwick	Clary	Fluker	Gates	Brown	Rivers
10/20	Allen	Dunlap	Trouman	Hardwick	Clary	Fluker	Gates	Brown	Rivers
11/03	Allen	Dunlap	Trouman	Hardwick	Clary	Fluker	Gates	Brown	Rivers
11/10	Allen	Dunlap	Trouman	Hardwick	Clary	Fluker	Gates	Brown	Rivers
11/17	Allen	Fluker	Trouman	Hardwick	Rinehart	Clary	Gates	Phillips*	Rivers
11/24	Allen	Fluker	Trouman	Hardwick	Rinehart	Clary	Gates	Brown	Rivers
12/01	Allen	Fluker	Trouman	Hardwick	Rinehart	Clary	Gates	Brown	Rivers
12/08	Allen	Dunlap	Rinehart	Hardwick	Clary	Fluker	Gates	Brown	Rivers
12/12	Allen	Dunlap	Rinehart	Hardwick	Clary	Fluker	Gates	Brown	Rivers
12/22	Allen	Dunlap	Rinehart	Hardwick	Clary	Fluker	Phillips	Green*	Rivers
12/29	Allen	Dunlap	Rinehart	Hardwick	Clary	Fluker	Gates	Royal	Rivers
01/05	Allen	Dunlap	Rinehart	Hardwick	Clary	Fluker	Gates	Royal	Rivers
01/12	Allen	Dunlap	Rinehart	Hardwick	Trouman	Fluker	Gates	Royal	Rivers

* tight end / * wide receiver / † S AFC Wild Card Playoffs / ‡ S AFC Divisional Playoffs

DEFENSE

	LB	ILB	OLB	LCB	RCB	SS	FS
09/09	Liuget	Thomas	Reyes	Freemey	Bird	Walker	Butler
09/15	Liuget	Patrick*	Reyes	Freemey	Walker	Butler	Johnson
09/22	Liuget	Thomas	Reyes	Freemey	Bird	Walker	Johnson
09/29	Liuget	Thomas	Reyes	Freemey	Te'o	Butler	Johnson
10/06	Liuget	Thomas	Reyes	English	Te'o	Butler	Johnson
10/14	Liuget	Thomas	Reyes	English	Te'o	Gachkar	Williams
10/20	Liuget	Thomas	Reyes	English	Te'o	Gachkar	Williams
10/20	Liuget	Thomas	Reyes	English	Te'o	Gachkar	Johnson
11/03	Liuget	Thomas	Reyes	English	Te'o	Butler	Keiser
11/10	Liuget	Patrick*	Reyes	English	Te'o	Butler	Johnson
11/17	Liuget	Thomas	Reyes	Williams	Te'o	Butler	Johnson
11/24	Liuget	Thomas	Reyes	Williams	Te'o	Walker	Keiser
12/01	Liuget	Thomas	Reyes	Williams	Te'o	Butler	Walker
12/08	Liuget	Lissemore	Reyes	Williams	Te'o	Butler	Johnson
12/12	Liuget	Gilchrist*	Reyes	Keiser	Te'o	Butler	Walker
12/22	Liuget	Lissemore	Reyes	Ingram	Te'o	Butler	Johnson
12/29	Liuget	Addae†	Reyes	Keiser	Te'o	Butler	Walker
01/05	Liuget	Thomas	Reyes	Ingram	Te'o	Butler	Johnson
01/12	Liuget	Addae†	Reyes	Ingram	Te'o	Butler	Johnson

* cornerback / † safety / ‡ S AFC Wild Card Playoffs / ‡ S AFC Divisional Playoffs

2013 CHARGERS RECORD WHEN...

At Home: 5-3
On the Road: 5-5
In September: 2-2
In October: 2-1
In November: 1-3
In December: 4-1
In January: 1-1
Chargers Score First: 7-3
Opponents Score First: 3-5

Leading at the Half: 5-2
Trailing at the Half: 4-3
Tied at the Half: 1-3
Leading after 3Q: 6-2
Trailing after 3Q: 3-4
Tied after 3Q: 1-2
Chargers Rush for 100+ yards: 10-3
Opponents Rush for 100+ yards: 0-5
Opp. Rushes for 100+ yards: 3-7

Opp. rushes for 100 yds: 7-1
+ Turnover Ratio: 6-2
- Turnover Ratio: 3-4
= Turnover Ratio: 1-2
Chargers pass for 300+ yards: 3-2
Opp. pass for 300+ yards: 7-6
Opp. pass for 300+ yards: 3-2
Opp. pass for 300 yards: 7-4
Chargers score 20 or more points: 9-3

Chargers score less than 20 points: 1-5
Opp. score 20 or more points: 5-7
Opp. score less than 20 points: 5-1
Outdoors: 10-9
Indoors: 0-0
Day Games: 8-6
Night Games: 2-2
Natural Grass: 9-6
Artificial Surface: 1-0

San Diego Chargers 24, Jacksonville Jaguars 6
Sunday, October 20, 2013
EverBank Field (Jacksonville, FL)

The Chargers improved their record to 4-3 for the season after a 24-win over the Jacksonville Jaguars at EverBank Field in Jacksonville. The Chargers scored on their first drive of the game, led 14-3 at the half and outscored the Jaguars 10-3 in the second half. The Chargers outgained Jacksonville 434 to 353; they held the ball for 37:30 to Jacksonville's 22:30, and they converted 7-of-12 third downs, while holding the Jaguars to just 3-of-11. The Chargers defense extended its streak of quarters without scoring a touchdown to 11, tying the longest such stretch in franchise history (1977).

Score by Quarters	Q1	Q2	Q3	Q4	Total
San Diego Chargers	7	7	3	7	24
Jacksonville Jaguars	0	3	0	3	6

TM	Q	Time	Play Description (PAT & Drive)	SD	JAX
1	1	7:23	Woodhead 2 yd run (Novak kick) (13:50, 7:37)	7	0
2	1	4:36	Royal 27 yd pass from Rivers (Novak kick) (10:00, 6:09)	14	0
JAX	2	12:50	Scobee 30 yd Field Goal (16:59, 7:45)	14	3
SD	3	6:48	Novak 20 yd Field Goal (10:79, 6:21)	17	3
JAX	3	3:54	Scobee 23 yd Field Goal (8:75, 2:54)	17	6
SD	4	14:08	Mathews 3 yd run (Novak kick) (10:04, 4:45)	24	6

TEAM STATISTICS

TOTAL FIRST DOWNS	SD	JAX
By Rushing	17	18
By Passing	10	5
By Penalty	4	12
THIRD DOWN EFFICIENCY	7-12-58%	3-11-27%
FOURTH DOWN EFFICIENCY	0-0-0%	1-3-33%
TOTAL NET YARDS	434	353
Total Offensive Plays (inc. times thrown passing)	67	59
Average gain per offensive play	6.5	6.0
NET YARDS RUSHING	158	78
Total Rushing Plays	40	17
Average gain per rushing play	4.0	4.6
Tackles for a loss-number and yards	1-2	1-1
NET YARDS PASSING	276	275
Times thrown - yards lost attempting to pass	19	6-43
Gross yards passing	285	318
PASS ATTEMPTS-COMPLETIONS-HAD INTERCEPTED	26-22-0	36-23-1
Avg gain per pass play (inc. 4 thrown passing)	10.2	8.5
KICKOFFS Number in End Zone-Touchbacks	5-5-2	3-3-2
PUNTS: Number and Average	3-44.7	3-50.0
Had Blocked	0	0
FGs - PATs Had Blocked	0-0	0-0
Net Punting Average	44.7	39.7
TOTAL RETURN YARDAGE (Not Including Kickoffs)	37	0
No. and Yards Punt Returns	1-0	0-0
No. and Yards Kickoff Returns	1-63	2-52
No. and Yards Interception Returns	1-26	0-0
PENALTIES Number and Yards	8-91	6-45
FUMBLE Number and Lost	0-0	0-0
TOUCHDOWNS	3	0
Rushing	2	0
Passing	1	0
EXTRA POINTS Made-Attempts	3-3	0-0
Kicking Made-Attempts	3-3	0-0
FIELD GOALS Made-Attempts	1-1	2-2
RED ZONE EFFICIENCY	2-4-50%	0-3-0%
GOAL TO GO EFFICIENCY	2-3-67%	0-2-0%
SAFETIES	0	0
FINAL SCORE	24	6
TIME OF POSSESSION	37:30	22:30

Final Individual Statistics

San Diego Chargers										Jacksonville Jaguars													
RUSHING	ATT	YDS	AVG	LG	TD	RUSHING	ATT	YDS	AVG	LG	TD	RUSHING	ATT	YDS	AVG	LG	TD	RUSHING	ATT	YDS	AVG	LG	TD
R.Mathews	21	110	5.2	14	1	H.Blackmon	9	37	4.1	11	0	R.Mathews	25	121	4.8	26	1	D.Woodhead	7	21	3.0	8	0
D.Woodhead	9	29	3.2	7	1	J.Forest	2	9	4.5	10	0	B.Brown	4	1	0.2	11	0	P.Hunter	2	4	2.0	3	0
B.Brown	3	14	4.7	9	0	D.Blackmon	6	17	2.8	10	0	P.Hunter	2	4	2.0	4	0	C.Chene	4	5	1.3	4	0
L.McClain	2	4	2.0	3	0	J.Trotman	1	8	8.0	8	0	C.Chene	3	-1	-1.0	-1	0						
P.Hunter	2	4	2.0	4	0																		
C.Chene	3	-1	-1.0	-1	0																		
Total	40	158	4.0	14	2	Total	17	78	4.6	11	0	Total	37	276	7.4	26	1	Total	36	275	7.6	26	1

Washington Redskins 30, San Diego Chargers 24 (OT)
Sunday, November 3, 2013
FedEx Field (Landover, MD)

In the Redskins' first game after their bye, the Bolts suffered a heartbreaking 30-24 overtime loss to the Washington Redskins before a crowd of 80,115 at FedEx Field, just outside our nation's capital. The Chargers rallied from a 10-point deficit in the final 6:59 of the fourth quarter, but failed to capitalize on three opportunities to win the game with a touchdown from the one-yard line in the final minute of regulation. The Bolts instead settled for a game-tying field goal, and then the Redskins won the coin toss to run fullback Daniel Young the ball 78 yards on their first possession and won the game on a four-yard touchdown run by fullback Daniel Young.

Score by Quarters	Q1	Q2	Q3	Q4	OT	Total
San Diego Chargers	0	14	0	10	0	24
Washington Redskins	0	7	7	10	6	30

TM	Q	Time	Play Description (PAT & Drive)	SD	WAS
SD	2	11:35	Lissmore interception in end zone (Novak kick)	7	0
WAS	2	5:25	Morris 5 yd run (Forbath kick) (4:57, 1:55)	7	7
SD	2	0:42	Royal 15 yd pass from Rivers (Novak kick) (11:05, 4:43)	14	7
WAS	3	9:43	Young 1 yd run (Forbath kick) (9:74, 5:17)	14	14
WAS	4	14:17	Young 1 yd run (Forbath kick) (11:73, 7:45)	14	21
WAS	4	6:59	Forbath 47 yd Field Goal (7:22, 3:26)	14	24
SD	4	4:10	Allen 16 yd pass from Rivers (Novak kick) (8:77, 2:49)	21	24
SD	4	0:03	Novak 19 yd Field Goal (14:01, 2:07)	24	24
WAS	5	8:59	Young 4 yd run (10:78, 6:01)	24	30

TOTAL FIRST DOWNS	SD	WAS
By Rushing	25	27
By Passing	4	13
By Penalty	20	12
THIRD DOWN EFFICIENCY	3-9-33%	12-17-71%
FOURTH DOWN EFFICIENCY	1-1-0%	0-0-0%
TOTAL NET YARDS	400	500
Total Offensive Plays (inc. times thrown passing)	63	72
Average gain per offensive play	6.3	6.9
NET YARDS RUSHING	169	209
Total Rushing Plays	66	40
Average gain per rushing play	4.3	5.2
Tackles for a loss-number and yards	0-0	3-5
NET YARDS PASSING	231	291
Times thrown - yards lost attempting to pass	1-0	0-0
Gross yards passing	340	291
PASS ATTEMPTS-COMPLETIONS-HAD INTERCEPTED	46-29-2	32-23-1
Avg gain per pass play (inc. 4 thrown passing)	7.3	9.1
KICKOFFS Number in End Zone-Touchbacks	6-4-1	5-5-0
PUNTS: Number and Average	4-40.0	3-40.0
Had Blocked	0	0
FGs - PATs Had Blocked	0-0	2-0
Net Punting Average	38.5	41.0
TOTAL RETURN YARDAGE (Not Including Kickoffs)	0	21
No. and Yards Punt Returns	0-0	1-18
No. and Yards Kickoff Returns	5-64	5-102
No. and Yards Interception Returns	1-0	2-5
PENALTIES Number and Yards	1-63	7-65
FUMBLE Number and Lost	0-0	0-0
TOUCHDOWNS	3	4
Rushing	0	4
Passing	2	0
EXTRA POINTS Made-Attempts	1-1	0-0
Kicking Made-Attempts	3-3	3-3
FIELD GOALS Made-Attempts	1-1	1-1
RED ZONE EFFICIENCY	2-3-67%	4-5-80%
GOAL TO GO EFFICIENCY	0-0-0%	3-3-100%
SAFETIES	0	0
FINAL SCORE	24	30
TIME OF POSSESSION	25:58	40:03

Final Individual Statistics

San Diego Chargers										Washington Redskins													
RUSHING	ATT	YDS	AVG	LG	TD	RUSHING	ATT	YDS	AVG	LG	TD	RUSHING	ATT	YDS	AVG	LG	TD	RUSHING	ATT	YDS	AVG	LG	TD
R.Mathews	7	24	3.4	11	0	A.Holmes	25	121	4.8	26	1	R.Mathews	13	112	8.6	26	1	D.Woodhead	7	21	3.0	8	0
D.Woodhead	7	21	3.0	8	0	J.Hunter	4	1	0.2	11	0	B.Brown	4	1	0.2	11	0	P.Hunter	2	4	2.0	3	0
B.Brown	2	14	7.0	9	0	J.Hunter	2	4	2.0	4	0	P.Hunter	2	4	2.0	4	0	C.Chene	4	5	1.3	4	0
L.McClain	2	4	2.0	3	0	J.Trotman	1	8	8.0	8	0	C.Chene	3	-1	-1.0	-1	0						
P.Hunter	2	4	2.0	4	0																		
C.Chene	3	-1	-1.0	-1	0																		
Total	40	158	4.0	14	2	Total	17	78	4.6	11	0	Total	37	276	7.4	26	1	Total	36	275	7.6	26	1

Denver Broncos 28, San Diego Chargers 20
Sunday, November 10, 2013
Qualcomm Stadium (San Diego, CA)

Miami Dolphins 20, San Diego Chargers 16
Sunday, November 17, 2013
SunLife Stadium (Miami Gardens, FL)

The Chargers played their first home game in nearly a month and lost to the Denver Broncos, 28-20, before a capacity crowd of 68,847 at Qualcomm Stadium. The Broncos took an early 7-0 lead, which grew to 28-6 early in the third quarter as the Chargers were only able to muster two field goals while missing a third. San Diego rallied in the second half to get within one score, but the Broncos held the Chargers at bay and escaped with the victory.

The Chargers saw their record fall to 4-6 on the heels of another close loss, this time a 20-16 decision to the Miami Dolphins at Sun Life Stadium in Miami. The game was a see-saw battle throughout and the Dolphins surrendered only one touchdown, forcing the Chargers to settle for field goals in the red zone. The Chargers had the ball last in the fourth quarter but a desperation huddle in the end zone as time expired left incomplete and the Dolphins escaped with the victory.

Score by Quarters table for Denver Broncos vs San Diego Chargers

Score by Quarters table for San Diego Chargers vs Miami Dolphins

Team Stats table for Denver Broncos vs San Diego Chargers

Team Stats table for Miami Dolphins vs San Diego Chargers

Team Statistics table for Denver Broncos vs San Diego Chargers

Team Statistics table for Miami Dolphins vs San Diego Chargers

Final Individual Statistics

Final Individual Statistics

Final Individual Statistics table for Denver Broncos vs San Diego Chargers

Final Individual Statistics table for Miami Dolphins vs San Diego Chargers

THE LAST TIME

100 Yards Rushing

- Chargers — R. Mathews 144 yards vs. Kansas City Dec. 29, 2013 (24 att.)
- Opponent — J. Charles 115 yards (at Kansas City) Nov. 24, 2013 (14 att.)

200 Yards Rushing

- Chargers — L. Tomlinson 243 yards vs. Oakland Dec. 29, 2003 (31 att.)
- Opponent — A. Peterson 296 yards (at Minnesota) Nov. 4, 2007 (30 att.)

3 Touchdowns Rushing

- Chargers — Ryan Mathews (3) at Denver Jan. 2, 2011
- Opponent — Darrel Young (at Washington) Nov. 3, 2013

100 Yards Receiving

- Chargers — Keenan Allen 106 yards vs. Cincinnati Dec. 1, 2013 (8 rec.)
- Opponent — H. Nicks 135 yards (New York Giants) Dec. 8, 2013 (5 rec.)

200 Yards Receiving

- Chargers — Malcolm Floyd 213 yards at Oakland Oct. 10, 2010 (8 rec.)
- Opponent — C. Johnson 260 yards (at Cincinnati) Nov. 12, 2006 (11 rec.)

3 Touchdowns Receiving

- Chargers — Eddie Royal at Philadelphia Sept. 15, 2013
- Opponent — Demaryius Thomas (Denver) Nov. 10, 2013

4 Total Touchdowns

- Chargers — LaDainian Tomlinson vs. Oakland Oct. 14, 2007 (4 rushing)
- Opponent — Harvey Williams (Oakland) Nov. 16, 1997 (2 rush, 2 rec.)

300 Yards Passing

- Chargers — Philip Rivers 391 yards at Kansas City Nov. 24, 2013
- Opponent — Peyton Manning 330 yards (Denver) Nov. 10, 2013

400 Yards Passing

- Chargers — Philip Rivers 411 yards at Oakland Oct. 6, 2013
- Opponent — Michael Vick 428 yards (at Philadelphia) Sept. 15, 2013

3 Touchdown Passes

- Chargers — Philip Rivers (3) vs. Kansas City Dec. 29, 2013
- Opponent — Alex Smith (3) (at Kansas City) Nov. 24, 2013

5 Touchdown Passes

- Chargers — Drew Brees (5) vs. Oakland Oct. 31, 2014
- Opponent — Gus Frerotte (5) (at Denver) Nov. 19, 2000

Punt Return for Touchdown

- Chargers — Michael Spurlock 63 yards at New York Jets Dec. 23, 2012
- Opponent — Dexter McCuster 94 yards at Kansas City Sept. 13, 2010

Kickoff Return for Touchdown

- Chargers — Michael Spurlock 99 yards vs. Oakland Dec. 30, 2012
- Opponent — Percy Harvin 103 yards (vs. Minnesota) Sept. 11, 2011

Fumble Returned for Touchdown

- Chargers — Q. Jammer 0 yards vs. Pitt. Dec. 9, 2012 (B. Roethlisberger fumble)
- Opponent — C. Woodson 25 yards (at Oak.) Oct. 6, 2013 (D. Woodhead fumble)

Intercepted Pass Returned for Touchdown

- Chargers — S. Lissimore 0 yards at Wash. Nov. 3, 2013 (R. Griffin III passer)
- Opponent — Sean Lee 52 yards (Dallas) Sept. 29, 2013 (P. Rivers passer)

Field Goal Returned for Touchdown

- Chargers — Antonio Cromartie, 109 yards at Minnesota, Nov. 4, 2007
- Opponent — Matt Ware, 65 yards, at Philadelphia, Oct. 23, 2005

3 Interceptions or More

- Chargers — A. Cromartie (3) vs. Ind. Nov. 11, 2007 (P. Manning passer)
- Opponent — K. Lassiter (4) (at Ari.), Dec. 27, 1998 (C. Wheelan passer)

Shutout

- Chargers — at San Diego 31, Kansas City 0, Dec. 12, 2010
- Opponent — at Kansas City 34, San Diego 0, Oct. 31, 1999

40 Points

- Chargers — at San Diego 41, Kansas City 38, Nov. 24, 2013
- Opponent — Green Bay 45, at San Diego 38, Nov. 8, 2011

50 Points

- Chargers — at San Diego 52, Denver 21, Dec. 29, 2008
- Opponent — at St. Louis 57, San Diego 31, Oct. 1, 2000

Safety

- Chargers — S. Phillips sacks P. Manning in end zone (at Den.), Nov. 18, 2012
- Opponent — Punt blocked by N. Schommer out of end zone (Ten.) Oct. 31, 2010

500 Yards Total Net Offense

- Chargers — 506 vs. Dallas Sept. 29, 2013
- Opponent — 500 at Washington Nov. 3, 2013

PAT Blocked

- Chargers — John Parello vs. Kansas City, Nov. 4, 2011
- Opponent — Alex Carrington (Buffalo), Dec. 11, 2011

Field Goal Blocked

- Chargers — Corey Luger at Washington Nov. 3, 2013
- Opponent — Lawrence Guy at Washington Nov. 3, 2013

- Opponent — Tracy Porter at Oakland, Oct. 6, 2013

Punt Blocked By

- Chargers — D. Rosario at Oakland, Sept. 10, 2012 (S. Lechler punter)
- Opponent — N. Irving (at Denver), Nov. 18, 2012 (M. Schreffs punter)

TRAINING CAMP INFORMATION



On Dec. 16, 2014, the Chargers announced that beginning in 2015, training camp would take place at Chargers Park, the team's year-round training facility that opened in 1997. Chargers Park has three practice fields, including two 100-yard natural-grass fields and a 60-yard Field Turf field.

TRAINING CAMP INFORMATION

Chargers Park, 4020 Murphy Canyon Road, San Diego, CA 92123
Phone: (619) 674-4500

Public Relations Contacts

Bill Johnston Director of Public Relations
Scott Yoffe Assistant Director of Public Relations
Jennifer Rojas Corporate Communications Manager
Jamaal LaFrance Media Relations Coordinator

Dates

July 24 First practice (Full Squad)
Aug. 16 Camp Breaks

Cutdown

Aug. 26 75 players
Aug. 30 53 players

Sites

Chargers Park, San Diego 2005-14
The Home Depot Center, California State University-
Dominguez Hills, Carson 2003-04
University of California San Diego, La Jolla 1976-02
United States International University, San Diego 1974-75
University of California-Irvine, Irvine 1969-73
Travelodge, Escondido 1964-68
Rough Acres Ranch, Boulevard 1963
University of San Diego 1961-62
Chapman College, Orange 1960





RECORDS

Nick Novak hit a team-record 91.9 percent of his field goal attempts in 2013, making 34 of 37 tries. Punter Mike Scifres, who serves double-duty as the team's holder, is the franchise's all-time leader with a 45.1-yard career punting average.

Photo: Mike Nowak



INDIVIDUAL RECORDS

POINTS

Most, Career	
1,076	John Carney, 1990-00
918	La'Dainian Tomlinson, 2001-09
899	Nate Kaeding, 2004-12
Most, Season	
186	La'Dainian Tomlinson, 2006
146	Nate Kaeding, 2009
144	Nick Novak, 2013
Most, Season, Rookie	
114	Nate Kaeding, 2004
106	Dennis Portee, 1968
94	Herb Travenno, 1965
Most, Game	
30	K. Winslow at Oakland Nov. 22, 1981
24	(8x) Last: L. Tomlinson vs. Oak. Oct. 14, 2007
19	Greg Davis at Oakland Oct. 5, 1997

TOUCHDOWNS

Most Seasons Leading League	
3	Lance Alworth, 1964, 1965, 1966
1	La'Dainian Tomlinson, 2006
Most, Career	
153	La'Dainian Tomlinson, 2001-09
87	Antonio Gates, 2003-13
83	Lance Alworth, 1962-70
Most, Season	
31	La'Dainian Tomlinson, 2006
20	La'Dainian Tomlinson, 2005
19	Chuck Munce, 1981
Most, Game	
5	K. Winslow at Oakland Nov. 22, 1981
4	(8x) Last: L. Tomlinson vs. Oak. Oct. 14, 2007
3	(38x) Last: E. Royal at Phi. Sept. 15, 2013
Most Consecutive Games	
18	La'Dainian Tomlinson, 2004-05
10	La'Dainian Tomlinson, 2006
9	Antonio Gates, 2009-10
	Natrone Means, 1993-94
	Lance Alworth, 1963

POINTS AFTER TOUCHDOWN

Most, Career	
349	Nate Kaeding, 2004-12
328	Rolf Benirschke, 1977-86
293	John Carney, 1990-00
Most, Season	
58	Nate Kaeding, 2006
55	Rolf Benirschke, 1981
54	Nate Kaeding, 2004
Most, Game	
7	(6x) Last: N. Kaeding vs. Den. Dec. 28, 2008
	(27x) Last: N. Kaeding at Tenn. Dec. 25, 2009
5	(48x) Last: Nick Novak at K.C. Nov. 24, 2013
Most Consecutive	
250	Nate Kaeding, 2004-09
88	Nick Novak, 2011-13
87	Rolf Benirschke, 1983-86
Most Attempts, Career	
352	Rolf Benirschke, 1977-86
351	Nate Kaeding, 2004-12
298	John Carney, 1990-00
Most Attempts, Season	
61	Rolf Benirschke, 1981
58	Nate Kaeding, 2006
55	Nate Kaeding, 2004
	Bob Thomas, 1965
Most Attempts, Game	
8	Bob Thomas vs. Pittsburgh Dec. 8, 1965
	R. Benirschke at Oakland Nov. 22, 1981
7	(8x) Last: N. Kaeding vs. Den. Dec. 28, 2008
6	(36x) Last: N. Kaeding at Tenn. Dec. 25, 2009

TWO-POINT CONVERSIONS

Most, Career	
3	Ronnie Harmon, 1990-95
2	Dave Kocourek, 1960-65
1	(19x) Last: Curtis Brinkley, 2011
Most, Season	
3	Ronnie Harmon, 1994
1	(20x) Last: Mike Tolbert, 2010

Most, Game	
1	(24x) Last: C. Brinkley at K.C. Oct. 31, 2011

FIELD GOALS

Most, Career	
261	John Carney, 1990-00
180	Nate Kaeding, 2004-12
146	Rolf Benirschke, 1977-86
Most, Season	
34	Nick Novak, 2013
	John Carney, 1984
32	Nate Kaeding, 2009
31	John Carney, 1993, 1999
Most, Game	
6	(3x) Last: G. Davis at Oakland Oct. 5, 1997
5	(11x) Last: N. Kaeding at Oak. Sept. 10, 2012
4	(25x) Last: N. Novak vs. Oak. Dec. 22, 2013

Most, Game, No Misses	
6	(3x) Last: G. Davis at Oakland Oct. 5, 1997
5	(10x) Last: N. Kaeding at Oak. Sept. 10, 2012
4	(20x) Last: N. Novak vs. Oak. Dec. 22, 2013
Highest Percentage, Career (min. 100 att.)	
.870	Nate Kaeding, 2004-12 (180 of 207)
.816	John Carney, 1990-00 (261 of 320)
.702	Rolf Benirschke, 1977-86 (146 of 208)

Highest Percentage, Season (min. 14 att.)	
.919	Nick Novak, 2013 (34 of 37)
.914	Nate Kaeding, 2009 (32 of 35)
.905	John Carney, 1990 (19 of 21)
Most Consecutive	
29	John Carney, 1992-93
22	Nate Kaeding, 2009-10
21	John Carney, 1994

Most Attempts, Career	
320	John Carney, 1990-00
208	Rolf Benirschke, 1977-86
207	Nate Kaeding, 2004-12
Most Attempts, Season	
40	John Carney, 1993
38	John Carney, 1994
37	Nick Novak, 2013

Most Attempts, Game	
7	D. Van Raaphorst at N.Y. Jets Oct. 8, 1966
6	(6x) Last: S. Christie vs. Den. Dec. 1, 2002
5	(24x) Last: N. Kaeding at Oak. Sept. 10, 2012

Longest	
57	N. Kaeding at Tampa Bay Dec. 21, 2008
55	N. Kaeding vs. Kansas City Nov. 29, 2009
54	(4x) Last: N. Kaeding at Balt. Oct. 1, 2006

RUSHING YARDS

Most Seasons Leading League	
2	La'Dainian Tomlinson, 2006, 2007
1	Dick Post, 1968
Paul Lowe, 1965	
Most, Career	
12,490	La'Dainian Tomlinson, 2001-09
4,972	Paul Lowe, 1960-68
4,297	Marion Butts, 1989-93
Most, Season	
1,815	La'Dainian Tomlinson, 2006
1,683	La'Dainian Tomlinson, 2002
1,645	La'Dainian Tomlinson, 2003
Most, Game	
243	La'Dainian Tomlinson vs. Oakland Dec. 28, 2003
217	L. Tomlinson vs. Denver Dec. 1, 2002
210	L. vs. N.E. Sept. 29, 2002
	G. Anderson vs. Kansas City Dec. 18, 1988
Longest Run	
87x	Paul Lowe at Dallas Sept. 10, 1961
86x	Keith Lincoln at Oakland Sept. 30, 1962
85x	L. Tomlinson vs. Kansas City Dec. 17, 2006

RUSHING TOUCHDOWNS

Most Seasons Leading League	
3	La'Dainian Tomlinson, 2004, 2006, 2007
Most, Career	
138	La'Dainian Tomlinson, 2001-09
43	Chuck Munce, 1980-84
38	Paul Lowe, 1960-67

Most, Season	
28	La'Dainian Tomlinson, 2006
19	Chuck Munce, 1981
18	La'Dainian Tomlinson, 2005
Most, Game	
4	(5x) Last: L. Tomlinson vs. Oak. Oct. 14, 2007
3	(2x) Last: R. Matthews at Den. Jan. 2, 2011
2	(103x) Last: J. Battle vs. Tenn. Sept. 16, 2012

RUSHING AVERAGE

Highest Career (minimum 500 att.)	
4.9	Paul Lowe, 1960-68
4.7	Keith Lincoln, 1961-66, 68
4.4	Dick Post, 1967-70
Highest, Season (minimum 100 att.)	
6.45	Keith Lincoln, 1963
6.33	Paul Lowe, 1960
5.71	Paul Lowe, 1963
Highest Game (minimum 10 att.)	
14.7	Michael Turner at Denver Oct. 7, 2007
13.8	Keith Lincoln at Oakland Sept. 30, 1962
12.7	Keith Lincoln at Kansas City Oct. 20, 1963

RUSHING ATTEMPTS

Most Seasons Leading League	
1	Paul Lowe, 1965
Most, Career	
2,880	La'Dainian Tomlinson, 2001-09
1,031	Marion Butts, 1989-93
1,015	Paul Lowe, 1960-68
Most, Season	
372	La'Dainian Tomlinson, 2002
348	La'Dainian Tomlinson, 2006
343	Natrone Means, 1994
Most, Game	
39	La'Dainian Tomlinson at Oakland Oct. 20, 2002
	Marion Butts at Kansas City Dec. 17, 1989
37	(3x) Last: L. Tomlinson at Oak. Nov. 21, 2004
36	L. Tomlinson vs. Washington Sept. 9, 2001
	Gary Brown at Oakland Oct. 5, 1997

PASS ATTEMPTS

Most, Career	
5,604	Dan Fouts, 1973-87
4,108	Philip Rivers, 2004-13
3,640	John Hadl, 1962-72
Most, Season	
609	Dan Fouts, 1981
589	Dan Fouts, 1980
582	Philip Rivers, 2011
Most, Game	
58	Mark Herrmann at Kansas City Dec. 22, 1985
56	Dan Fouts vs. Miami Nov. 18, 1984 (OT)
54	John Friesz vs. Cleveland Oct. 20, 1991

PASS COMPLETIONS

Most, Career	
3,297	Dan Fouts, 1973-1987
2,645	Philip Rivers, 2004-13
1,824	John Hadl, 1962-1972
Most, Season	
378	Philip Rivers, 2013
366	Philip Rivers, 2011
360	Dan Fouts, 1981
Most, Game	
37	Mark Herrmann at Kansas City Dec. 22, 1985
36	Dan Fouts vs. Miami Nov. 18, 1984 (OT)
36	Philip Rivers at Philadelphia Sept. 15, 2013
35	(3x) Last: P. Rivers at Oakland Oct. 6, 2013

Most Consecutive	
16	P. Rivers vs. Indianapolis Oct. 14, 2013 and at Jacksonville Oct. 20, 2013
15	Philip Rivers at Green Bay Sept. 23, 2007
	Dan Fouts at Cleveland Sept. 7, 1981
14	(3x) Last: P. Rivers at Indianapolis Nov. 28 and vs. Oakland Dec. 5, 2010

COMPLETION PERCENTAGE

Most Seasons Leading League	
1	Philip Rivers, 2013

Highest Career (minimum 500 att.)	
644	Phil Rivers, 2004-13
622	Drew Brees, 2001-05
588	Dan Fouts, 1973-87
Highest Season (minimum 140 att.)	
695	Phil Rivers, 2013
660	Phil Rivers, 2010
657	Mark Herrmann, 1985
Highest Game (minimum 20 att.)	
900	P. Rivers vs. K.C. Nov. 1, 2012 (18 of 20)
880	D. Brees vs. Oakland Oct. 31, 2004 (22 of 25)
864	D. Brees vs. NY Giants Sept. 25, 2005 (19 of 22)

PASSING YARDS

Most Seasons Leading League	
4	Dan Fouts, 1979, 1980, 1981, 1982
3	John Hadl, 1965, 1968, 1971
1	Phil Rivers, 2010
Most Career	
43,040	Dan Fouts, 1973-87
32,969	Phil Rivers, 2004-13
26,938	John Hadl, 1962-72
Most Season	
4,802	Dan Fouts, 1981
4,715	Dan Fouts, 1980
4,710	Phil Rivers, 2010
Most Game	
455	Phil Rivers at Seattle Sept. 28, 2010
444	Dan Fouts at San Francisco Dec. 1, 1982
	Dan Fouts vs. New York Giants Oct. 19, 1980
440	Dan Fouts vs. Seattle Sept. 15, 1985
Most Games 300 Yards or More, Career	
51	Dan Fouts, 1973-87
33	Phil Rivers, 2004-13
16	John Hadl, 1962-72
Most Games 300 Yards or More, Season	
8	Dan Fouts, 1980
7	Dan Fouts, 1981, 1985
6	Phil Rivers, 2012, 2010
	Dan Fouts, 1979
Most Consecutive Games, 300 Yards or More	
4	Dan Fouts, 1980-81, 1979
3	Phil Rivers, 2010-11
	Dan Fouts, 1985, 1980
	John Hadl, 1967
2	(2x) Last: Phil Rivers, 2013
Most Games 400 Yards or More, Career	
6	Phil Rivers, 2004-13
	Dan Fouts, 1973-87
1	Jim Harbaugh, 1989-00
Longest Completion	
89t	Stan Humphries at Seattle Sept. 18, 1994
91t	Jack Kemp at Denver Nov. 12, 1961
88t	Ed Luther vs. Chicago Dec. 3, 1984

TOUCHDOWN PASSES

Most Seasons Leading League	
2	John Hadl, 1968, 1971
	Dan Fouts, 1981, 1982
1	Phil Rivers, 2008 (tied with Drew Brees)
Most Career	
254	Dan Fouts, 1973-87
221	Phil Rivers, 2004-13
201	John Hadl, 1962-72
Most Season	
34	Phil Rivers, 2008
33	Dan Fouts, 1981
32	Phil Rivers, 2013
Most Game	
6	Dan Fouts at Oakland Nov. 22, 1981
5	(4x) Last: D. Brees vs. Oakland Oct. 31, 2004
4	(2x) Last: P. Rivers vs. Houston Sept. 9, 2013
Most Consecutive Games	
23	Phil Rivers, 2009-10
20	Phil Rivers, 2012-13
	Dan Fouts, 1979-80
19	John Hadl, 1965-67
Most Seasons Leading League	
1	John Hadl, 1968
Most Career	
242	Dan Fouts, 1973-87
211	John Hadl, 1962-72
104	Phil Rivers, 2004-13

INTERCEPTIONS THROWN

Most Season	
32	John Hadl, 1968
26	John Hadl, 1972
25	John Hadl, 1971
	Jack Kemp, 1960
Most Game	
6	E. Luther vs. Washington Oct. 31, 1983
	John Hadl vs. Kansas City Dec. 8, 1968
	(3x) Last: C. Wheelan at Sea. Dec. 13, 1988
5	(32x) Last: P. Rivers vs. Den. Oct. 15, 2012
4	(32x) Last: P. Rivers vs. Den. Oct. 15, 2012
Fewest Season (minimum 150 att.)	
3	Ed Luther, 1984 (165 att.)
4	Doug Flutie, 2003 (167 att.)
	John Friesz, 1993 (238 att.)
6	Stan Humphries, 1997 (225 att.)
Most Consecutive Attempts, None Intercepted	
194	Drew Brees, Oct. 17-Dec. 5, 2004
170	Phil Rivers, Nov. 27-Dec. 24
168	Dan Fouts, Sept. 27-Oct. 25, 1981
Lowest Percentage, Season (minimum 150 att.)	
.017	John Friesz, 1993
.018	Drew Brees, 2004
.019	Phil Rivers, 2009
Most Seasons Leading League	
1	Phil Rivers, 2008
Highest Career (minimum 500 att.)	
96.0	Phil Rivers, 2004-13
84.9	Drew Brees, 2001-05
80.2	Dan Fouts, 1973-87
Highest Season (minimum 300 att.)	
105.5	Phil Rivers, 2013, 2008
104.8	Drew Brees, 2004
104.4	Phil Rivers, 2009
Highest Game (minimum 20 att.)	
1571	Dan Fouts at Cleveland Sept. 7, 1981
1531	Drew Brees vs. Oakland Oct. 31, 2004
1514	Phil Rivers at Denver Oct. 7, 2007
Most Seasons Leading League	
3	Lance Alworth, 1965, 1966, 1969
Most Career	
9,684	Lance Alworth, 1962-70
9,203	Charlie Joiner, 1976-86
9,193	Antonio Gates, 2003-13
Most Season	
1,602	Lance Alworth, 1965
1,383	Lance Alworth, 1966
1,340	John Jefferson, 1980
Most Game	
260	Wes Chandler vs. Cincinnati Dec. 20, 1982
243	Wes Chandler vs. Seattle Sept. 15, 1985
232	L. Alworth at Kansas City Oct. 20, 1963
Average per Catch, Career (minimum 250 rec.)	
18.4	Lance Alworth, 1962-70
18.6	Gary Garrison, 1966-76
17.5	Vincent Jackson, 2005-11
Average per Catch, Season (minimum 35 rec.)	
23.2	Lance Alworth, 1965
22.9	Gary Garrison, 1970
21.2	Gary Garrison, 1968, 1971
Longest Reception	
93t	Tony Martin at Seattle Sept. 18, 1994
91t	Keith Lincoln at Denver Nov. 12, 1961
88t	Bobby Duckworth at Chicago Dec. 3, 1984
Most Seasons Leading League	
3	Lance Alworth, 1966, 1968, 1969
2	Kellen Winslow, 1980, 1981
Most Career	
719	Antonio Gates, 2003-13
586	Charlie Joiner, 1976-86
541	Kellen Winslow, 1979-87
Most Season	
100	LaDainian Tomlinson, 2003
90	Tony Martin, 1995
89	Antonio Gates, 2005
	Kellen Winslow, 1980
Most Game	
15	K. Winslow at Green Bay Oct. 7, 1984
14	D. Boston at Jacksonville Oct. 5, 2003
	K. Winslow vs. Kansas City Dec. 1, 1983
13	(5x) Last: A. Gates vs. Miami Dec. 11, 2005

RECORDS

Most Consecutive Games With a Catch	
96	Lance Alworth, 1962-69
78	Charlie Joiner, 1978-84
73	Kellen Winslow, 1979-85
Most Seasons Leading League	
3	Lance Alworth, 1964, 1965, 1966
Most Career	
87	Antonio Gates, 2003-13
81	Lance Alworth, 1962-70
58	Gary Garrison, 1966-76
Most Season	
14	Tony Martin, 1996
	Lance Alworth, 1965
13	(5x) Last: Antonio Gates, 2004
12	Gary Garrison, 1970
Most Game	
5	K. Winslow at Oakland Nov. 22, 1981
4	L. Alworth at Denver Dec. 1, 1968
3	(12x) Last: E. Royal at Phil. Sept. 15, 2013
Most Consecutive Games	
9	Antonio Gates, 2009-10
	Lance Alworth, 1963
6	John Jefferson, 1980
5	Lance Alworth, 1964, 1967
	Lance Alworth, 1965-66
Most Seasons Leading League	
1	Antonio Cromartie, 2007
Most Career	
42	Gill Byrd, 1983-92
29	Dick Harris, 1960-65
26	Rodney Harrison, 1994-02
Most Season	
10	Antonio Cromartie, 2007
9	Charlie McNeil, 1961
8	(4x) Last: Ryan McNeil, 2001
Most Game	
3	(11x) Last: A. Cromartie vs. Ind. Nov. 11, 2007
2	(8x) Last: E. Weddle at K.C. Oct. 31, 2011
1	(94x) Last: E. Weddle vs. Oak. Dec. 22, 2013
Most Consecutive Games	
5	Charlie McNeil, 1961
4	(4x) Last: Greg Jackson, 1998
3	(18x) Last: Stephen Cooper, 2008
Most Seasons Leading League	
1	Charlie McNeil, 1961
Most Career	
546	Gill Byrd, 1983-92
502	Charlie McNeil, 1960-64
477	Kenny Graham, 1964-69
Most Season	
349	Charlie McNeil, 1961
224	Stanley Richard, 1994
166	Vencie Glenn, 1987
Most Game	
177	Charlie McNeil vs. Hou. Sept. 24, 1961
106	Woodrow Lowe vs. Pitt. Nov. 18, 1979
103	Vencie Glenn vs. Den. Nov. 29, 1987
Longest Return	
103t	Vencie Glenn vs. Den. Nov. 29, 1987
102t	D. Frank at L.A. Raiders Oct. 31, 1993
100t	Leslie Duncan vs. K.C. Oct. 15, 1967
Most Seasons Leading League	
3	Kenny Graham, 1964-69
2	Dick Harris, 1960-65
4	Woodrow Lowe, 1976-86
3	Joe Beuchamp, 1966-75
Most Season	
3	Dick Harris, 1961
2	(3x) Last: Demorrio Williams, 2012
1	(86x) Last: Eric Weddle, 2012
Most Game	
1	(88x) Last: S. Lissemore at Wash. Nov. 3, 2013
Most Career	
5	Kenny Graham, 1964-69
	Dick Harris, 1960-65
4	Woodrow Lowe, 1976-86
3	Joe Beuchamp, 1966-75
Most Season	
3	Dick Harris, 1961
2	(3x) Last: Demorrio Williams, 2012
1	(86x) Last: Eric Weddle, 2012
Most Game	
1	(88x) Last: S. Lissemore at Wash. Nov. 3, 2013

INTERCEPTION RETURN TOUCHDOWNS

Continued next page

**SACKS**

Most Seasons Leading League	
1	Shawne Merriman, 2006
Most, Career	
105.5	Leslie O'Neal, 1986-95
69.5	Straun Phillips, 2004-12
67.0	Gary Johnson, 1975-84
Most, Season	
175	Gary Johnson, 1980
170	S. Merriman, 2006
	Leslie O'Neal, 1992
	Steve DeLong, 1969
15.5	Fred Dean, 1978
Most, Game (since 1982)	
5	Leslie O'Neal vs. Dallas Nov. 16, 1998
4	(4x) Last: A. Barnes vs. Balt. Dec. 18, 2011
3.5	(4x) Last: K. Reeves at N.Y. Jets Dec. 23, 2012

PUNTS

Most, Career	
771	Darren Bennett, 1995-03
629	Mike Scifres, 2003-13
519	Dennis Parzee, 1968-75
Most, Season	
95	Darren Bennett, 1998
92	Darren Bennett, 2000
89	Darren Bennett, 1997, 1999
Most, Game	
11	(5x) Last: D. Bennett at Oak. Oct. 11, 1998
10	(7x) Last: M. Scifres at Sea. Dec. 24, 2006
9	(11x) Last: M. Scifres vs. Balt. Nov. 25, 2012

PUNT YARDS

Most, Career	
33,776	Darren Bennett, 1995-03
28,375	Mike Scifres, 2003-13
21,417	Dennis Parzee, 1968-75
Most, Season	
4,248	Darren Bennett, 2000
4,074	Darren Bennett, 1998
3,972	Darren Bennett, 1997
Most, Game	
522	Darren Bennett at Oak. Oct. 11, 1998
493	Mike Scifres at Denver Nov. 18, 2012
492	Dennis Parzee at K.C. Nov. 10, 1974
Longest Punt	
82	Paul Maguire vs. Dallas Nov. 19, 1961
73	Dennis Parzee at Denver Oct. 17, 1971
71	(5x) Last: M. Scifres vs. Oak. Nov. 10, 2011

PUNTING AVERAGE

Highest, Career (minimum 100 att.)	
45.1	Mike Scifres, 2003-13
43.8	Darren Bennett, 1995-03
42.8	Ralf Madsenjenko, 1965-88
Highest, Season (minimum 50 att.)	
48.3	Mike Scifres, 2012
46.7	Mike Scifres, 2010
46.2	Darren Bennett, 2000
Highest, Game (minimum 4 att.)	
59.5	Mike Scifres at St. Louis Oct. 17, 2010
	Darren Bennett at Pitt. Oct. 1, 1995
57.0	Darren Bennett at K.C. Sept. 17, 2000
56.7	Darren Bennett at Denver Oct. 6, 1998

PUNT RETURN YARDS

Most Seasons Leading League	
1	Leslie "Speedy" Duncan, 1965
Most, Career	
2,388	Mike Fuller, 1975-80
1,951	Leslie "Speedy" Duncan, 1964-70
1,407	Darrien Gordon, 1983-96
Most, Season	
537	Darrien Gordon, 1996
489	Eric Metcalf, 1997
475	Darrien Gordon, 1994
Most, Game	
188	Eric Metcalf at Cincinnati Nov. 2, 1997
136	Mike Fuller at Buffalo Nov. 21, 1976
133	Andre Coleman at Phil. Sept. 7, 1995
Longest Return	
951	L. Duncan vs. N.Y. Jets Nov. 24, 1968
901	D. Gordon at L.A. Raiders Sept. 25, 1994
881	A. Coleman at Phil. Sept. 17, 1995
	Mike Fuller at New Orleans Oct. 9, 1977

PUNT RETURN AVERAGE

Most Seasons Leading League	
2	Leslie "Speedy" Duncan, 1965, 1966
Highest, Career (minimum 50 ret.)	
137	Darrien Gordon, 1993-96
12.0	Leslie "Speedy" Duncan, 1964-70
11.3	Mike Fuller, 1975-80
Highest, Season (minimum 20 ret.)	
15.5	Leslie "Speedy" Duncan, 1965
14.9	Darrien Gordon, 1996
13.2	(3x) Last: Darrien Gordon, 1994

PUNT RETURN TOUCHDOWNS

Most, Career	
4	Leslie "Speedy" Duncan, 1964-70
3	Eric Metcalf, 1997
	Darrien Gordon, 1983-96
2	(4x) Last: Darren Sproles, 2005-10
Most, Season	
3	Eric Metcalf, 1997
2	(3x) Last: Darrien Gordon, 1994
1	(15x) Last: Micheal Spurlock, 2012
Most, Game	
2	Eric Metcalf at Cincinnati Nov. 2, 1997
1	(22x) Last: M. Spurlock at N.Y. Jets Dec. 23, 2012

PUNT RETURNS

Most Seasons Leading League	
1	Leslie Duncan, 1965
Most, Career	
212	Mike Fuller, 1975-80
139	Leslie "Speedy" Duncan, 1964-70
124	Dionel James, 1984-88
Most, Season	
46	Mike Fuller, 1979
45	Eric Metcalf, 1997
39	Mike Fuller, 1978
Most, Game	
8	(4x) Last: L. Johnson at Det. Dec. 2, 2003
7	(4x) Last: M. Fuller at Hou. Dec. 17, 1978
6	(6x) Last: N. Jacques vs. K.C. Nov. 26, 2000
Most Fair Catches, Season	
24	Kenny Graham, 1969
19	Chris Penn, 1999
	Darrien Gordon, 1994
18	Klitrick Taylor, 1991
Most Fair Catches, Game	
6	Phil McDonkey at K.C. Dec. 17, 1969
5	Jeff Graham at Oakland Sept. 3, 2000
	Kenny Graham vs. Cin. Oct. 4, 1969
4	(3x) Last: E. Parker at Wash. Nov. 27, 2005

KICKOFF RETURN YARDS

Most, Career	
6,499	Darren Sproles, 2005-10
3,997	Ronney Jenkins, 2000-02
3,914	Andre Coleman, 1994-96
Most, Season	
1,541	Ronney Jenkins, 2001
1,531	Ronney Jenkins, 2000
1,528	Darren Sproles, 2005
Most, Game	
250	Ronney Jenkins at Oak. Nov. 18, 2001
221	Ronney Jenkins vs. N.O. Sept. 10, 2000
215	Richard Goodman at Oakland Jan. 1, 2012
Longest Return	
1051	Richard Goodman at Oakland Jan. 1, 2012
1031	Darren Sproles at Denver Sept. 14, 2008
	Keith Lincoln vs. N.Y. Titans Sept. 16, 1962
891	Micheal Spurlock vs. Oak. Dec. 30, 2012

KICKOFF RETURN AVERAGE

Highest, Career (minimum 75 ret.)	
25.3	Leslie "Speedy" Duncan, 1964-70
25.1	Darren Sproles, 2005-10
24.2	Ronney Jenkins, 2000-02
Highest, Season (minimum 10 ret.)	
29.7	Antonio Cromartie, 2006
28.4	Keith Lincoln, 1962
28.0	Leslie "Speedy" Duncan, 1969

KICKOFF RETURN TOUCHDOWNS

Most, Career	
4	Andre Coleman, 1994-96
3	Ronney Jenkins, 2000-02
2	Darren Sproles, 2005-08
	Anthony Miller, 1988-93
Most, Season	
2	(3x) Last: Ronney Jenkins, 2001
1	(13x) Last: Micheal Spurlock, 2012
Most, Game	
1	(19x) Last: M. Spurlock vs. Oak. Dec. 30, 2012

KICKOFF RETURNS

Most, Career	
258	Darren Sproles, 2005-10
166	Andre Coleman, 1994-96
165	Ronney Jenkins, 2000-02
Most, Season	
67	Ronney Jenkins, 2000
63	Darren Sproles, 2005
62	Andre Coleman, 1995
Most, Game	
8	(5x) Last: D. Sproles at N.O. (at London) Oct. 26, 2008
7	(13x) Last: D. Sproles vs. Den. Oct. 19, 2009
6	(36x) Last: R. Goodman at Oak. Jan. 1, 2012

COMBINED KICKOFF AND PUNT RETURN YARDS

Most, Career	
7,404	Darren Sproles, 2005-10
5,037	Leslie "Speedy" Duncan, 1964-70
4,240	Andre Coleman, 1994-96
Most, Season	
1,737	Andre Coleman, 1995
1,636	Darren Sproles, 2005
1,625	Darren Sproles, 2008

COMBINED KICKOFF AND PUNT RETURNS

Most, Career	
372	Darren Sproles, 2005-10
289	Mike Fuller, 1975-80
272	Leslie "Speedy" Duncan, 1964-70
Most, Season	
90	Andre Coleman, 1995
81	Darren Sproles, 2005
80	Darren Sproles, 2009

SERVICE

Most Seasons, Active Player	
17	David Binn, 1994-10
15	Dan Fouts, 1973-87
	Russ Washington, 1968-82
14	Don Macek, 1976-89
	Doug Wilkerson, 1971-84
Most Games	
256	David Binn, 1994-10
200	Junior Seau, 1990-02
	Russ Washington, 1968-82
195	Doug Wilkerson, 1971-84
Most Consecutive Games	
179	David Binn, 1994-10
178	Russ Washington, 1968-80
163	Charlie Joiner, 1976-86
Most Consecutive Starts	
149	Russ Washington, 1970-80
140	Walt Sweney, 1964-73
114	Doug Wilkerson, 1971-78

TEAM RECORDS

* Indicates 9-game strike season

GAMES WON

Most, Season	14	2006
	13	2009
	12	1961, 1979, 2004
Fewest, Season	1	2000
	2	1973, 1975
	4	1962, 1972, 1986, 1991, 1997, 2003
Most Consecutive	15	Nov. 27, 1960–Dec. 3, 1961
	11	Oct. 25, 2009–Jan. 3, 2010
		Oct. 29, 2006–Sept. 9, 2007
	8	(4x) Last: Oct. 24–Dec. 19, 2004
Most Consecutive at Home	10	Nov. 5, 1978–Nov. 25, 1979
	9	Sept. 17, 2006–Sept. 9, 2007
		Nov. 27, 1960–Dec. 9, 1961
	8	Oct. 4, 1992–Sept. 19, 1993
Most Consecutive on Road	11	Oct. 2, 1960–Nov. 12, 1961
	6	Oct. 25, 2009–Dec. 25, 2009
		Nov. 4, 1979–Sept. 28, 1980
	5	Jan. 2, 1994–Oct. 16, 1994
Most Consecutive at Start of Season	11	1961
	6	1994
	4	1968, 1980, 2002

GAMES LOST

Most, Season	15	2000
	12	1975, 1986, 1991, 1997, 2003
	11	1973, 1998, 2001
Fewest, Season	2	1961, 1965, 2006
	3	2009, 1963, 1982*
	4	1979, 2004
Most Consecutive	11	Sept. 3, 2000–Nov. 19, 2000
		Sept. 21, 1975–Nov. 30, 1975
	9	Dec. 8, 2002–Oct. 5, 2003
		Nov. 4, 2001–Dec. 30, 2001
	8	(4x) Last: Nov. 2, 1997–Dec. 21, 1997
Most Consecutive at Home	6	Sept. 21, 1975–Nov. 16, 1975
		Nov. 25, 1973–Oct. 27, 1974
	5	(4x) Last: Sept. 10, 2000–Nov. 12, 2000
	4	(3x) Last: Dec. 8, 2002–Sept. 21, 2003
Most Consecutive on Road	11	Oct. 6, 1986–Oct. 26, 1986
	8	(3x) Last: Sept. 3, 2000–Dec. 17, 2000
	7	Nov. 10, 2002–Oct. 5, 2003
		Sept. 20, 1998–Dec. 27, 1998
Most Consecutive on Road Without Victory (Ties incl.)	14	Nov. 22, 1970–Nov. 19, 1972

POINTS

Most, Season	492	2006
	478	1981
	467	1985
Most, Game	58	vs. Denver, Dec. 22, 1963
	55	at Oakland, Nov. 22, 1981
		vs. Denver, Oct. 20, 1968
	54	vs. Pittsburgh, Dec. 8, 1985
Most, Game, Both Teams	98	vs. Pittsburgh, Dec. 8, 1985
	93	vs. N.Y. Titans, Dec. 18, 1960
	90	at Cincinnati, Nov. 12, 2006
Most, Half	45	Oct. 4, 2009 at Pittsburgh (second half)
	42	Nov. 12, 2006 at Cincinnati (second half)
	41	Nov. 5, 1991 vs. New York Titans (second half)
	37	Oct. 19, 2009 vs. Denver (first half)
		Sept. 20, 2009 vs. Baltimore (first half)

Most, Quarter	28	at Kansas City Nov. 15, 1964
		vs. N.Y. Titans Nov. 5, 1961
		vs. Houston Sept. 24, 1961
Most, Quarter, Both Teams	36	at Denver Sept. 14, 2008 (20)
		at Kansas City Oct. 19, 1986 (20)
		at Denver Oct. 6, 1963 (20)
		at Boston Oct. 7, 1961 (20)
Fewest, Season	178	1961
	188	1973
	189	1975
Fewest, Game	0	(26x) Last: at Kansas City Oct. 31, 1989
Most Consecutive Games Not Shutout	232	Nov. 7, 1999–current
	121	Sept. 7, 1962–Nov. 2, 1969

TOUCHDOWNS

Most, Season	61	1981
	60	1985
	59	2006
Most, Game	8	vs. Pittsburgh Dec. 8, 1985
		at Oakland Nov. 22, 1991
	7	(8x) Last: vs. Denver Dec. 28, 2008
	6	(34x) Last: at Tennessee Dec. 25, 2009
Fewest, Season	22	1973, 1975
	23	1988
	25	1977, 1999

POINTS AFTER TOUCHDOWN

Most, Season	58	2006
	55	1981
	54	2004
Most, Game	7	(7x) Last: vs. Denver Dec. 28, 2008
	6	(27x) Last: at Tennessee Dec. 25, 2009
	5	(48x) Last: at Kansas City Nov. 24, 2013
Fewest, Season	19	1973, 1998
	20	1975
	21	1977

TWO-POINT CONVERSIONS

Most, Season	3	1994
	2	1962, 1963, 1968, 1998, 2003, 2008, 2010
	1	1961, 1995, 1999, 2002, 2006, 2011
Most, Game – (since 1994)	1	(16x) Last: at Kansas City Oct. 31, 2011
Most Attempts, Season	7	1994
	5	2008
	4	1995, 1998, 2000
Most Attempts, Game – (since 1994)	3	at Denver, Sept. 4, 1994
	2	(3x) Last: at Kansas City Dec. 14, 2008
	1	(31x) Last: at Kansas City Oct. 31, 2011

FIELD GOALS

Most, Season	34	2013, 1994
	32	2009
	31	1999, 1993
Most, Game	6	(3x) Last: at Oakland Oct. 5, 1997
	5	(11x) Last: at Oakland Sept. 10, 2012
	4	(26x) Last: vs. Oakland Dec. 22, 2013
Most Attempts, Season	43	2001
	40	1993
	38	1994

Most Attempts, Game	7	at N.Y. Jets Oct. 8, 1966
	6	(6x) Last: vs. Denver Dec. 1, 2002
	5	(25x) Last: at Oakland Sept. 10, 2012
Most, Game, Both Teams	9	vs. Kansas City Sept. 29, 1986
	8	at Indianapolis Nov. 3, 1996
		vs. New England Nov. 9, 1975
	7	(12x) Last: at Oak. Sept. 10, 2012
Most Attempts, Game, Both Teams	10	(4x) Last: vs. Seattle Dec. 12, 1999
	9	(3x) Last: vs. Denver Dec. 1, 2002
	8	(20x) Last: at Phil. Sept. 15, 2013
Fewest Made, Season	6	1974
	10	1976
	12	1964, 1970, 1973, 1975
Fewest Attempts, Season	16	1974
	19	1970
	20	1962, 1976, 1988, 2003, 2012

FIRST DOWNS

Most, Season	379	1981, 1985
	374	1984
	373	2013
Most, Game	35	at Kansas City Oct. 10, 1986
	34	vs. Miami Nov. 18, 1984 (OT)
		vs. Cincinnati Dec. 20, 1982
	33	at Philadelphia Sept. 15, 2013
		vs. Oakland Oct. 31, 2004
Most, Game, Both Teams	62	vs. Seattle Sept. 15, 1985
	58	vs. Seattle Dec. 29, 2002 (OT)
		vs. Miami Nov. 18, 1984 (OT)
	57	at New England, Sept. 18, 2011
		at San Francisco Dec. 11, 1982
Fewest, Season	198	1973, 1975
	208	1961
	217	1962
Fewest, Game	3	at Denver Nov. 30, 1975
	5	at Denver Nov. 16, 2003
		vs. Oakland Oct. 5, 1970
	6	vs. Pittsburgh Dec. 24, 2000
		at Seattle Nov. 22, 1987

Most by Rushing, Season	137	2006
	131	2004
	127	1981
Most by Rushing, Game	19	vs. Oakland Nov. 27, 1960
	18	vs. Houston Oct. 3, 1985
	17	(3x) Last: vs. Denver, Dec. 28, 2008
Fewest by Rushing, Game	0	vs. Oakland Dec. 5, 2010
		at Oakland Nov. 14, 1999
	1	(16x) Last: at Denver Nov. 18, 2012
	2	(43x) Last: vs. Houston Sept. 9, 2013
Most by Passing, Season	259	1985
	244	1980
	240	1984
Most by Passing, Game	27	vs. Seattle Sept. 15, 1985
	23	vs. Cincinnati Dec. 20, 1982
		vs. N.Y. Giants Oct. 19, 1980
	22	(4x) Last: at Phil. Sept. 15, 2013
Fewest by Passing, Season	89	1975
	93	1973
	110	1961
Fewest by Passing, Game	0	at Kansas City Sept. 20, 1988
	1	at Denver Nov. 30, 1975 (OT)
	2	(3x) Last: at Denver Nov. 16, 2003

Most by Penalty, Season	
39	2013
37	2004
32	2000
Most by Penalty, Game	
7	vs. Baltimore Nov. 15, 1998
	vs. Denver Nov. 30, 1997
6	(4x) Last vs. Oakland Dec. 22, 2013
5	(15x) Last vs. Minn. Sept. 11, 2011
Fewest by Penalty, Season	
11	1975
12	1964, 1965
13	1968
NET YARDS GAINED	
Most, Season	
6,744	1981
6,535	1985
6,410	1980
Most, Game	
661	vs. Cincinnati Dec. 20, 1982
593	vs. L.A. Raiders Nov. 10, 1985
581	vs. Denver Oct. 20, 1968
Most, Game, Both Teams	
1,102	vs. Cincinnati Dec. 20, 1982
1,057	vs. Denver Oct. 20, 1968
1,050	at Philadelphia Sept. 15, 2013
Fewest, Season	
3,411	1975
3,622	1973
3,953	1970
Fewest, Game	
70	at Denver Nov. 2, 1969
93	vs. Oakland Oct. 5, 1975
96	at Denver Nov. 16, 2003
Most Total Offensive Plays, Season	
1,154	1984
1,135	1980
1,129	1981
Fewest Total Offensive Plays, Season	
617	1982 ¹
753	1963
759	1964
RUSHING	
Most Attempts, Season	
590	1978
525	2004
522	2006
Most Attempts, Game	
58	vs. Oakland, Nov. 20, 1977
53	(4x) Last vs. Detroit Dec. 16, 2007
51	at Kansas City Sept. 12, 1983
Fewest Attempts, Season	
267	1982 ¹
351	2000
361	1966
Most Yards, Season	
2,578	2006
2,257	1990
2,248	1991
Most Yards, Game	
289	vs. Denver Dec. 28, 2008
287	vs. NY Jets Oct. 13, 1963
274	vs. Detroit Dec. 16, 2007
Fewest Yards, Game	
2	vs. Boston Dec. 17, 1961
3	vs. Dallas Texans Nov. 19, 1961
11	vs. Buffalo Nov. 20, 1960
Most Touchdowns, Season	
32	2006
26	1981
25	1979
Fewest Touchdowns, Season	
4	2012
5	1997
7	2000
Most Touchdowns, Game	
5	(4x) Last vs. Denver Dec. 28, 2008
4	(22x) Last at Tennessee Dec. 25, 2009
3	(44x) Last vs. Baltimore Dec. 18, 2011

RUSHING AVERAGE	
Highest, Season	
5.6	1963
5.1	2003
4.9	2006
Highest, Game	
8.52	vs. NY Jets Dec. 24, 1967
8.44	vs. Denver Dec. 22, 1963
8.26	vs. Cleveland Nov. 5, 2006
PASSING	
Most Attempts, Season	
662	1984
635	1983
632	1985
Most Attempts, Game	
65	at Kansas City Oct. 19, 1986
58	at Kansas City Dec. 22, 1985
56	vs. Miami Nov. 18, 1984, (OT)
Fewest Attempts, Season	
337	1975
338	1982 ¹
349	1974
Fewest Attempts, Game	
6	at Cleveland Dec. 19, 2004
10	vs. Kansas City Dec. 18, 1988
11	(2x) Last vs. Houston Oct. 28, 2007
Most Completions, Season	
401	1984
386	1985
378	2013
Most Completions, Game	
37	(3x) Last at Kansas City Oct. 19, 1986
36	at Philadelphia Sept. 15, 2013
35	(3x) Last at Oakland Oct. 6, 2013
Fewest Completions, Game	
1	at Kansas City Sept. 20, 1988
3	vs. Oakland Oct. 5, 1975
4	at Cleveland Dec. 19, 2004
	vs. Kansas City Nov. 2, 1986
Most Net Yards Gained, Season	
4,870	1985
4,739	1981
4,662	1983
Most Net Yards Gained, Game	
494	vs. Seattle Sept. 15, 1985
486	vs. Cincinnati Dec. 20, 1982
456	vs. NY Giants Oct. 19, 1980
Fewest Net Yards Gained, Season	
1,610	1975
1,808	1973
2,244	1977
Fewest Net Yards Gained, Game	
-22	vs. Oakland Oct. 5, 1975
-19	at Kansas City Sept. 20, 1988
7	at Washington Sept. 16, 1973
Most Touchdowns, Season	
37	1985
34	1981, 2008
32	2013
Fewest Touchdowns, Season	
7	1975
9	1973
11	1977, 1998, 1998
Most Touchdowns, Game	
7	at Oakland Nov. 22, 1981
5	(9x) Last vs. Oakland Oct. 31, 2004
4	(25x) Last vs. Houston Sept. 9, 2013
Most Had Intercepted, Season	
34	1962, 1988
33	1968, 1983, 1986
30	1964, 1973, 1978, 1985, 2000
Most Had Intercepted, Game	
7	at Seattle Dec. 13, 1988
	vs. Kansas City Dec. 8, 1968
6	(6x) Last vs. Green Bay Oct. 24, 1999
5	(13x) Last at Denver Dec. 27, 1987
Fewest Had Intercepted, Season	
8	2004
9	2006
10	2009

SACKED ATTEMPTING TO PASS	
Most Times, Season	
57	1970
53	2000
51	1997
Fewest Times, Season	
11	1967
12	1982 ¹
18	1968
Most Times Sacked Opponent, Season	
62	1986
61	2006
60	1980
Most Times Sacked Opponent, Game	
11	at New York Jets Dec. 23, 2012
	vs. Dallas Nov. 16, 1986
10	vs. Green Bay Sept. 24, 1978
9	(4x) Last vs. Arizona Oct. 3, 2010
PUNTS	
Most, Season	
95	1998
92	2000
90	1997
Most, Game	
11	(5x) Last at Oakland Oct. 11, 1998
10	(10x) Last at Denver Nov. 18, 2012
9	(10x) Last vs. Baltimore Nov. 25, 2012
Fewest, Season	
23	1982 ¹
45	1972
47	2011
Fewest, Game	
0	(5x) Last at Oakland Jan. 1, 2012
1	(34x) Last vs. Oakland Dec. 22, 2013
2	(74x) Last at Oakland Oct. 6, 2013
Fewest, Game, Both Teams	
1	(2x) Last at Oakland Jan. 1, 2012
2	(5x) Last vs. Baltimore Dec. 18, 2011
3	(15x) Last vs. Kansas City Nov. 1, 2012
PUNT YARDS	
Most, Season	
4,249	2000
4,174	1998
3,972	1997
Most, Game	
522	at Oakland Oct. 11, 1998
493	at Denver Nov. 18, 2012
492	at Kansas City Nov. 10, 1974
Fewest, Season	
869	1982 ¹
1,013	1972
2,234	2011
Highest Average, Season	
475	2011
46.6	2012
46.2	2000
Lowest Average, Season	
36.3	1978
36.5	1979
36.8	1975
PUNT RETURNS	
Most, Season	
57	1978
52	1979
49	2003
Most, Game	
8	(4x) Last at Detroit Dec. 7, 2003
7	(4x) Last at Kansas City Sept. 25, 1977
6	(6x) Last vs. Kansas City Nov. 26, 2000
Fewest, Season	
12	1982 ¹
21	1966
22	2013, 1963
Most Fair Catches, Season	
32	1963
25	1991, 1999
23	2006



Most Fair Catches, Game

6	at Kansas City Dec. 17, 1989 vs. Chicago Dec. 4, 1978
5	at Oakland Sept. 3, 2000 vs. Cincinnati Oct. 4, 1969
4	(6x) Last: at Washington Nov. 27, 2005

Fewest Fair Catches, Season

0	1960, 1961, 1962, 1963, 1965, 1975
1	1976
3	1977

PUNT RETURN YARDS

Most, Season	590 1978
542	1998
521	1977
Most, Game	at Cincinnati Nov. 2, 1997
168	vs. Kansas City Sept. 20, 1965
151	vs. New York Titans Nov. 5, 1961
139	vs. New York Titans Nov. 5, 1961

Fewest, Season

138	1992*
166	2013
173	1970

Highest Average, Season

15.5	1961
14.7	1996
13.4	1965

Lowest Average, Season

5.6	1970
5.8	1971
6.2	2000

PUNT RETURN TOUCHDOWNS

Most, Season	3 1997
2	1965, 1973, 1990, 1994
1	(13x) Last: 2012
Most, Game	at Cincinnati Nov. 2, 1997
1	(22x) Last: at New York Jets Dec. 23, 2012

KICKOFF RETURNS

Most, Season	84 2003
83	2000
75	1997
Most, Game	9 (7x) Last: vs. New York Jets Nov. 3, 2002
8	(15x) Last: at N.O. (at London) Oct. 26, 2008
7	(51x) Last: at Seattle Sept. 26, 2010
Most, Game, Both Teams	17 vs. Pittsburgh Dec. 8, 1965
16	vs. New York Titans Dec. 18, 1960
15	(3x) Last: at New York Giants Oct. 2, 1983

KICKOFF RETURN YARDS

Most, Season	1,804 2003
1,792	2000
1,716	2001
Most, Game	269 at Oakland Nov. 18, 2001
242	vs. Atlanta Oct. 21, 1973
232	vs. Kansas City Dec. 13, 1964
Fewest, Season	642 1961
707	2013
734	1977
Highest Average, Season	26.0 2001
25.6	2011
25.5	2007
Lowest Average, Season	16.5 1961
17.5	1996
18.0	1992

KICKOFF RETURN TOUCHDOWNS

Most, Season	2 1988, 1994, 1995, 2001
1	1962, 1965, 1989, 1991, 1997, 2000, 2004, 2007, 2008, 2011, 2012
Most, Game	1 (19x) Last: vs. Oakland Dec. 30, 2012

PENALTIES

Most Seasons Leading League	3 1962, 1964, 1965
Most, Season	137 1998
129	1997
126	1981
Most, Game	19 at Kansas City Nov. 16, 1997
16	vs. Baltimore Nov. 15, 1998
15	at Indianapolis Nov. 3, 1997
Fewest, Season	63 1969
64	1982*
68	1966
Fewest, Game	0 (5x) Last: at Denver Oct. 9, 2011
1	(25x) Last: at Tampa Bay Nov. 11, 2012
2	(40x) Last: vs. Washington Jan. 3, 2010
Most Yards, Season	1,229 1998
1,101	1997
1,039	1988
Most Yards, Game	148 vs. N.Y. Jets Oct. 13, 1963
146	vs. Baltimore Nov. 15, 1998
	at Kansas City Nov. 16, 1997
144	vs. Kansas City Nov. 22, 1998

FUMBLES

Most, Season	44 1965
42	1993
40	1980, 1972
Most, Game	9 vs. Green Bay Sept. 24, 1978
7	vs. Cincinnati Sept. 30, 1973
6	(5x) Last: vs. Pittsburgh Dec. 13, 1987
Most by Opponent, Game	9 at Kansas City Nov. 15, 1964
7	(3x) Last: vs. Washington Sept. 9, 2001
6	(6x) Last: vs. Arizona Dec. 9, 1995
Most, Game, Both Teams	11 (3x) Last: vs. Kansas City Oct. 13, 1965
10	(5x) Last: vs. Seattle Nov. 25, 1990
9	(7x) Last: vs. Washington Sept. 9, 2001
Fewest, Season	13 1993
14	2009, 2013
16	1963, 2002
Most Lost, Season	22 1980, 1981, 1993
21	1973
20	1972, 1978, 1987, 2000
Most Lost, Game	6 vs. Green Bay Sept. 24, 1978
4	(12x) Last: at Baltimore Dec. 10, 2000
3	(4x) Last: vs. N.E. Oct. 24, 2010
Most Own Recovered, Season	25 1985
21	1979
20	1972, 1973, 1975, 1993
Most Own Recovered, Game	6 at Denver Nov. 30, 1973
5	vs. Kansas City Nov. 12, 1995
	vs. Oakland Dec. 26, 1999
4	(6x) Last: at Baltimore Oct. 1, 2006
Fewest Own Recovered, Season	4 1963, 2013
7	1989, 2009
8	1965, 1967, 1968, 1993, 2002, 2003
Most Opponents Recovered, Season	22 1986
18	1973, 1979, 1980, 1981, 2007
17	1960, 1961, 1963, 1983, 1984
Fewest Opponents Recovered, Season	4 2011
5	1963
6	1970, 1974, 2002, 2013

RECORDS

POINTS ALLOWED

Most, Season	462 1993
441	2003
440	2000
Most, Game	57 at St. Louis Oct. 1, 2000
52	at Pittsburgh Nov. 25, 1984
51	at Oakland Oct. 29, 1967
Most, Quarter	31 at Oakland Dec. 8, 1963 (4Q)
30	at St. Louis Nov. 20, 1993 (2Q)
28	(5x) Last: at Minnesota Nov. 28, 1999 (2Q)
Fewest, Season	205 1977
219	1961
221	1982*
Fewest, Game	0 (16x) Last: vs. K.C. Dec. 12, 2010
3	(16x) Last: at Denver Nov. 22, 2009
6	(17x) Last: at Jacksonville Oct. 20, 2013

FIRST DOWNS ALLOWED

Most, Season	365 1981
363	1965
347	1983
Most, Game	34 (3x) Last: at Denver Sept. 14, 2008
33	vs. Cincinnati Nov. 23, 2003
32	at Pittsburgh Oct. 4, 2009
Fewest, Season	190 1965
196	1982*
224	1982
Fewest, Game	5 vs. Kansas City Dec. 12, 2010
	at Tampa Bay Sept. 18, 1976
6	at Oakland Oct. 11, 1998
	at Oak. (at San Fran.) Oct. 22, 1961
7	(4x) Last: vs. Houston Sept. 15, 2002
Most by Rushing, Season	154 1975
143	1971
137	1983
Most by Rushing, Game	19 (3x) Last: at Seattle Nov. 22, 1987
17	vs. Houston Sept. 23, 1962
16	vs. New England Oct. 16, 1977
	vs. Kansas City Dec. 18, 1966
Fewest by Rushing, Season	54 1965
65	1982
71	1969
Fewest by Rushing, Game	0 (5x) Last: at Ind. Nov. 28, 2010
1	(20x) Last: at Denver Dec. 12, 2013
2	(38x) Last: at T.B. Nov. 11, 2012

Most by Passing, Season	217 1985
216	1981
213	2008
Most by Passing, Game	24 at Denver Nov. 19, 2000
23	at New England Sept. 18, 2011
22	(4x) Last: vs. Phil. Nov. 15, 2009
Fewest by Passing, Season	105 1977
114	1971
116	1965
Fewest by Passing, Game	1 vs. Oakland Dec. 28, 2003
	at Cincinnati Oct. 4, 1987
2	(6x) Last: at Cleveland Dec. 18, 2004
3	(13x) Last: vs. Minnesota, Sept. 11, 2011
Most by Penalty, Season	41 2000, 2004
35	1981, 1987, 1999
30	1996, 2002, 2012
Most by Penalty, Game	7 vs. Cleveland, Nov. 5, 2006
6	(5x) Last: at N.O. (at London) Oct. 26, 2008
5	(13x) Last: at Denver Sept. 14, 2008

Continued next page

Fewest by Penalty, Season

12	1982*
13	1969, 1992
14	1976

NET YARDS ALLOWED

Most, Season

6,265	1986
6,136	1981
6,034	2002

Most, Game

614	at St. Louis Oct. 1, 2000
591	vs. Seattle Dec. 29, 2002
545	at Cincinnati Nov. 12, 2006

Fewest, Season

3,253	1982*
3,276	1965
3,652	1977

Fewest, Game

58	at Oakland (at S.F.) Oct. 22, 1961
67	vs. Kansas City Dec. 12, 2010
99	vs. Indianapolis Nov. 1, 1982

RUSHING ALLOWED

Most Attempts, Season

606	1975
559	1973
552	1983

Most Attempts, Game

61	at Chicago Oct. 25, 1981 (OT)
60	at Denver Nov. 30, 1975
58	at Oakland Sept. 18, 1977

Fewest Attempts, Season

230	1982*
308	1965
355	2004

Fewest Attempts, Game

9	vs. Detroit Dec. 16, 2007
	vs. Miami Sept. 7, 1986
10	(2x) Last: vs. Tennessee Sept. 16, 2012
11	(4x) Last: at Denver Dec. 12, 2013

Most Yards, Season

2,442	1975
2,403	1966
2,296	1971

Most Yards, Game

378	at Minnesota Nov. 4, 2007
328	at Denver Nov. 30, 1975
303	at Buffalo Oct. 13, 1982

Fewest Yards, Season

1,094	1965
1,121	1982*
1,140	1998

Fewest Yards, Game

2	at Oakland (at S.F.) Oct. 22, 1961
11	at Carolina Dec. 17, 2000
13	at Oakland Oct. 5, 1997

Most Touchdowns, Season

26	1983
25	1971, 1981, 1985
23	1973, 1984

Fewest Touchdowns, Season

7	1961, 1965
8	1998, 2011
10	(11x) Last: 2012

Most Touchdowns Allowed, Game

5	vs. Atlanta Oct. 21, 1973
	at Houston Sept. 18, 1960
4	(11x) Last: at Washington Nov. 3, 2013
3	(4x) Last: vs. Denver Dec. 31, 2005

PASSING ALLOWED

Most Attempts, Season

607	2002, 2004
605	2008
595	1985

Most Attempts, Game

61	vs. St. Louis Sept. 20, 1987
58	(2x) Last: vs. Tennessee Oct. 3, 2004
57	at Cleveland Sept. 7, 1981

Fewest Attempts, Season

330	1977
341	1973
342	1982*

Fewest Attempts, Game

7	at Detroit Nov. 6, 1977
12	(2x) Last: at Denver Dec. 10, 1972
13	(4x) Last: at Cincinnati Oct. 4, 1987

Most Completions, Season

411	2008
375	2002
372	2004

Most Completions, Game

40	vs. Cincinnati Dec. 20, 1982
39	vs. Tennessee Oct. 3, 2004
37	Kansas City Oct. 9, 1994

Fewest Completions, Season

170	1966
172	1977
177	1973

Fewest Completions, Game

3	at Tampa Bay Sept. 19, 1976
5	(4x) Last: at Cincinnati Oct. 4, 1987
6	(6x) Last: vs. Oakland Dec. 28, 2003

Most Net Yards, Season

5,056	199
4,311	1981
4,295	2002

Most Net Yards, Game

453	at St. Louis Nov. 10, 2002
451	at St. Louis Oct. 1, 2000
443	at Denver Nov. 19, 2000

Fewest Net Yards, Season

1,275	1977
2,155	1966
2,174	1965

Fewest Net Yards, Game

-13	at Cincinnati Oct. 4, 1987
0	vs. Oakland Dec. 28, 2003
	vs. Cincinnati Dec. 6, 1970
4	at Tampa Bay Sept. 19, 1976

Most Touchdowns, Season

36	2003
33	2000
31	1997

Most Touchdowns, Game

6	vs. Oakland Oct. 27, 1963
5	(5x) Last: at Denver Nov. 19, 2000
4	(28x) Last: vs. Denver Nov. 10, 2013

Fewest Touchdowns, Season

10	1982*
11	1979
13	1966, 1970, 1974

INTERCEPTIONS BY

Most, Season

49	1961 (NFL Record)
31	1969
30	1964, 2007

Most, Game

6	(6x) Last: vs. Indianapolis Nov. 11, 2007
5	(8x) Last: vs. Detroit Dec. 16, 2007
4	(30x) Last: at Ind. Nov. 28, 2010

Most, Game, Both Teams

10	at Seattle Dec. 13, 1998
9	at Denver Sept. 21, 1980
	at Oakland Nov. 1, 1964
8	(11x) Last: vs. Ind. Nov. 11, 2007

Fewest, Season

9	1970
10	2005
11	2013

Most Yards Returned, Season

929	1961 (NFL Record)
562	1979
499	1984

Most Yards Returned, Game

194	vs. Houston Sept. 24, 1961
174	vs. Denver Oct. 29, 1961
171	vs. Pittsburgh Nov. 18, 1979

Fewest Yards Returned, Season

90	1970
123	1999
140	2006

Most Touchdowns by Returns, Season

9	1961 (NFL Record)
5	2012
4	1984, 2000

Most Touchdowns by Returns, Game

2	at Indianapolis Nov. 28, 2010
	vs. Denver Oct. 29, 1961
1	(81x) Last: at Washington Nov. 3, 2013

Most Consecutive Games

46	1960-63 (NFL Record)
----	----------------------

PUNT RETURNS

Most by Opponents, Season

56	1988
51	1996, 2000
48	1974, 1975

Fewest by Opponents, Season

7	1982*
16	1968
19	2013

Most Yards by Opponents, Season

722	2000
601	1976
558	1988

Most Yards by Opponent, Game

150	at Kansas City, Sept. 13, 2010
151	vs. Kansas City Sept. 26, 1965
150	at Denver Dec. 27, 1967

KICKOFF RETURNS

Most by Opponent, Season

90	2006
88	1981
87	2009

Fewest by Opponent, Season

35	1973
39	1974
40	1975

Most by Opponent, Game

10	(4x) Last: vs. Detroit Dec. 16, 2007
9	(7x) Last: at Indianapolis Nov. 29, 2010
8	(16x) Last: at Kansas City Nov. 24, 2013

CAREER TOP 10

RUSHING YARDS

1.	LaDainian Tomlinson, 2001-09	12,490
2.	Paul Lowe, 1960-68	4,972
3.	Marion Butts, 1989-93	4,297
4.	Natrone Means, 1993-95, 98-99	3,885
5.	Ryan Matthews, 2010-13	3,731
6.	Chuck Muncie, 1960-64	3,309
7.	Don Woods, 1974-80	2,858
8.	Keith Lincoln, 1961-66, 68	2,698
9.	Dick Post, 1967-70	2,519
10.	Gary Anderson, 1965-68	2,250

RUSHING TOUCHDOWNS

1.	LaDainian Tomlinson, 2001-09	138
2.	Chuck Muncie, 1960-64	43
3.	Paul Lowe, 1960-68	38
4.	Natrone Means, 1993-95, 98-99	34
5.	Marion Butts, 1989-93	31
6.	Ryan Matthews, 2010-13	20
	Mike Tolbert, 2008-11	20
	Tim Spencer, 1985-90	19
9.	Hank Bauer, 1977-82	17
	Rod Bernstein, 1987-92	17
	Dick Post, 1967-70	17
	Clarence Williams, 1977-81	17

RUSHING ATTEMPTS

1.	LaDainian Tomlinson, 2001-09	2,860
2.	Marion Butts, 1989-93	1,031
3.	Paul Lowe, 1960-68	1,016
4.	Natrone Means, 1993-95, 98-99	1,013
5.	Ryan Matthews, 2010-13	849
6.	Chuck Muncie, 1960-64	773
7.	Don Woods, 1974-80	713
8.	Keith Lincoln, 1961-66, 68	573
9.	Mike Garrett, 1970-73	572
10.	Dick Post, 1967-70	568

TOTAL YARDS FROM SCRIMMAGE

1.	LaDainian Tomlinson, 2001-09	16,445
2.	Lance Alworth, 1962-70	9,721
3.	Charlie Joiner, 1976-86	9,191
4.	Antonio Gates, 2003-13	9,193
5.	Gary Garrison, 1966-76	7,562
6.	Kellen Winslow, 1979-87	6,741
7.	Wes Chandler, 1981-87	6,187
8.	Paul Lowe, 1960-68	6,017
9.	Anthony Miller, 1988-93	5,660
10.	Ronnie Harmon, 1990-95	5,567

PASSING YARDS

1.	Dan Fouts, 1973-87	43,040
2.	Philip Rivers, 2004-13	32,369
3.	John Hadl, 1962-72	26,938
4.	Stan Humphries, 1992-97	16,085
5.	Drew Brees, 2001-05	12,348
6.	Jack Kemp, 1960-62	5,996
7.	Doug Flutie, 2001-04	4,901
8.	John Friesz, 1990-93	4,396
9.	Jim Harbaugh, 1999-00	4,177
10.	Billy Joe Tolliver, 1989-90	3,671

TOUCHDOWN PASSES

1.	Dan Fouts, 1973-87	254
2.	Philip Rivers, 2004-13	221
3.	John Hadl, 1962-72	201
4.	Stan Humphries, 1992-97	85
5.	Drew Brees, 2001-05	80
6.	Jack Kemp, 1960-62	37
7.	Tobin Rote, 1963-64	29
8.	Doug Flutie, 2001-04	25
9.	Billy Joe Tolliver, 1989-90	21
10.	John Friesz, 1990-93	19

PASS ATTEMPTS

1.	Dan Fouts, 1973-87	5,604
2.	Philip Rivers, 2004-13	4,108
3.	John Hadl, 1962-72	3,640
4.	Stan Humphries, 1992-97	2,350
5.	Drew Brees, 2001-05	1,809

6.	Jack Kemp, 1960-62	815
7.	John Friesz, 1990-93	747
8.	Doug Flutie, 2001-04	737
9.	Jim Harbaugh, 1999-00	636
10.	Billy Joe Tolliver, 1989-90	595

PASS COMPLETIONS

1.	Dan Fouts, 1973-87	3,297
2.	Philip Rivers, 2004-13	2,646
3.	John Hadl, 1962-72	1,824
4.	Stan Humphries, 1992-97	1,335
5.	Drew Brees, 2001-05	1,125
6.	Doug Flutie, 2001-04	408
7.	John Friesz, 1990-93	401
8.	Jack Kemp, 1960-62	389
9.	Jim Harbaugh, 1999-00	372
10.	Billy Joe Tolliver, 1989-90	305

PASSES INTERCEPTED

1.	Dan Fouts, 1973-87	241
2.	John Hadl, 1962-72	212
3.	Philip Rivers, 2004-13	104
4.	Stan Humphries, 1992-97	73
5.	Drew Brees, 2001-05	53
6.	Jack Kemp, 1960-62	49
7.	Ryan Leaf, 1998-00	33
8.	Tobin Rote, 1963-64	32
9.	Craig Whelan, 1995-99	29
10.	Jim Harbaugh, 1999-00	24
	Billy Joe Tolliver, 1989-90	24

RECEIVING YARDS

1.	Lance Alworth, 1962-70	9,584
2.	Charlie Joiner, 1976-86	9,203
3.	Antonio Gates, 2003-13	9,193
4.	Gary Garrison, 1966-76	7,533
5.	Kellen Winslow, 1979-87	6,741
6.	Wes Chandler, 1981-87	6,132
7.	Anthony Miller, 1988-93	5,582
8.	Vincent Jackson, 2005-11	4,754
9.	Tony Martin, 1994-97	4,184
10.	Malcom Floyd, 2004-13	4,133

RECEIVING TOUCHDOWNS

1.	Antonio Gates, 2003-13	87
2.	Lance Alworth, 1962-70	81
3.	Gary Garrison, 1966-76	58
4.	Charlie Joiner, 1976-86	47
5.	Kellen Winslow, 1979-87	45
6.	Wes Chandler, 1981-87	41
7.	Vincent Jackson, 2005-11	37
	Anthony Miller, 1988-93	37
9.	John Jefferson, 1978-80	36
10.	Tony Martin, 1994-97	33

RECEPTIONS

1.	Antonio Gates, 2003-13	719
2.	Charlie Joiner, 1976-86	586
3.	Kellen Winslow, 1979-87	541
4.	LaDainian Tomlinson, 2001-09	530
5.	Lance Alworth, 1962-70	493
6.	Gary Garrison, 1966-76	404
7.	Ronnie Harmon, 1990-95	377
8.	Anthony Miller, 1988-93	374
9.	Wes Chandler, 1981-87	373
10.	Tony Martin, 1994-97	288

QUARTERBACK SACKS

1.	Leslie O'Neal, 1986, 1988-95	105.5
2.	Shaun Phillips, 2004-12	69.5
3.	Gary Johnson, 1975-84	67.0
4.	Lae Williams, 1984-90	65.5
5.	Fred Dean, 1975-81	53.5
6.	Junior Seau, 1990-02	47.0
7.	Raylee Johnson, 1993-03	46.0
8.	Shawne Merriman, 2006-09	43.5
	Leroy Jones, 1976-83	43.5
10.	Louie Kelcher, 1975-83	39.0

INTERCEPTIONS

1.	Gill Byrd, 1983-92	42
2.	Dick Harris, 1960-65	29
3.	Rodney Harrison, 1994-02	26
4.	Kenny Graham, 1964-69	25
5.	Mike Williams, 1975-82	24
6.	Joe Beauchamp, 1966-75	23
7.	Quentin Jammer, 2002-12	21
	Woodrow Lowe, 1976-86	21
	Bob Howard, 1967-74	21
	Leslie "Speedy" Duncan, 1954-69	21

INTERCEPTION RETURN YARDS

1.	Gill Byrd, 1983-92	546
2.	Charlie McNeil, 1960-64	502
3.	Kenny Graham, 1964-69	477
4.	Joe Beauchamp, 1966-75	433
5.	Dick Harris, 1960-65	413
6.	Rodney Harrison, 1994-02	345
7.	Woodrow Lowe, 1976-86	343
8.	Darren Carrington, 1991-84	337
9.	Leslie Duncan, 1964-69	322
10.	Glen Edwards, 1978-81	309

INTERCEPTION RETURN TOUCHDOWNS

1.	Kenny Graham, 1964-69	5
	Dick Harris, 1960-65	5
	Woodrow Lowe, 1976-86	4
	Eric Weddle, 2007-13	3
	Joe Beauchamp, 1966-75	3
6.	Shaun Phillips, 2004-12	2
	Demario Williams, 2012	2
	Antonio Cromartie, 2006-09	2
	Clinton Hart, 2004-09	2
	Donnie Edwards, 2002-06	2
	(9) others with 2 each	2

TOUCHDOWNS SCORED

1.	LaDainian Tomlinson, 2001-09	163
2.	Antonio Gates, 2003-13	87
3.	Lance Alworth, 1962-70	83
4.	Gary Garrison, 1966-76	58
5.	Charlie Joiner, 1976-86	47
6.	Paul Lowe, 1960-68	46
7.	Kellen Winslow, 1979-87	45
8.	Chuck Muncie, 1960-64	45
9.	Wes Chandler, 1981-87	41
10.	Anthony Miller, 1988-93	40

POINTS SCORED

1.	John Carney, 1990-00	1,076
2.	LaDainian Tomlinson, 2001-09	819
3.	Nate Kaeding, 2004-12	888
4.	Rolf Benirschke, 1977-86	766
5.	Antonio Gates, 2003-13	522
6.	Lance Alworth, 1962-70	500
7.	Dennis Parzee, 1968-75	383
8.	Nick Novak, 2011-13	350
9.	Gary Garrison, 1966-76	348
10.	Charlie Joiner, 1976-86	282

FIELD GOALS

1.	John Carney, 1990-00	261
2.	Nate Kaeding, 2004-12	180
3.	Rolf Benirschke, 1977-86	146
4.	Nick Novak, 2011-13	79
	Dennis Parzee, 1968-75	71
6.	George Blair, 1961-64	50
7.	Steve Christie, 2001-03	42
8.	Ray Werschling, 1973-76	32
9.	Dick Van Raaphorst, 1966-67	31
10.	Wade Richey, 2001-02	21
	Vince Abbott, 1987-88	21



FIELD GOAL ATTEMPTS

1. John Carney, 1990-00	320
2. Rolf Benirschke, 1977-86	208
3. Nate Kaeding, 2004-12	207
4. Dennis Pardee, 1969-75	121
5. Nick Novak, 2011-13	91
6. George Blair, 1961-64	80
7. Ray Werschling, 1973-76	68
8. Dick Van Raaphorst, 1966-67	61
9. Steve Christie, 2001-03	57
10. Herb Travenco, 1965	35

KICKOFF RETURNS

1. Darren Sproles, 2005-10	258
2. Andre Coleman, 1994-96	166
3. Ronney Jenkins, 2000-02	165
4. Leslie "Speedy" Duncan, 1964-70	134
5. Kenny Bynum, 1997-00	107
6. James Brooks, 1991-93	105
7. Lionel James, 1984-88	99
8. Nate Lewis, 1990-93	92
9. Artie Owens, 1976-79	88
10. Tim Dwight, 2001-04	80

PUNT RETURNS

1. Mike Fuller, 1975-80	212
2. Leslie "Speedy" Duncan, 1964-70	138
3. Lionel James, 1984-88	124
4. Darren Sproles, 2005-10	114
5. Eric Parker, 2002-06	105
6. Darrien Gordon, 1993-94, 96	103
7. James Brooks, 1991-93	52
8. Tim Dwight, 2001-04	46
9. Eric Metcalf, 1997	45
10. Nate Lewis, 1990-93	34
Kitrick Taylor, 1990-91	34

KICKOFF RETURN YARDS

1. Darren Sproles, 2005-10	6,469
2. Ronney Jenkins, 2000-02	3,997
3. Andre Coleman, 1994-96	3,914
4. Leslie "Speedy" Duncan, 1964-70	3,386
5. James Brooks, 1991-93	2,305
6. Kenny Bynum, 1997-00	2,182
7. Lionel James, 1984-88	2,094
8. Nate Lewis, 1990-93	2,047
9. Artie Owens, 1976-79	1,998
10. Tim Dwight, 2001-04	1,876

PUNT RETURN YARDS

1. Mike Fuller, 1975-80	2,389
2. Leslie "Speedy" Duncan, 1964-70	1,651
3. Darrien Gordon, 1993-94, 96	1,407
4. Lionel James, 1984-88	1,193
5. Darren Sproles, 2005-10	935
6. Eric Parker, 2002-06	881
7. James Brooks, 1991-93	565
8. Tim Dwight, 2001-04	508
9. Eric Metcalf, 1997	489
10. Latario Rachal, 1998	387

MOST SEASONS

1. David Binn, 1994-10	17
2. Dan Fouts, 1973-87	15
Russ Washington, 1969-82	15
4. Doug Wilkerson, 1971-84	14
Don Macek, 1976-89	14
6. Junior Seau, 1990-02	13
7. Jamel Williams, 1998-09	12
8. Quentin Jammer, 2002-12	11
Raylee Johnson, 1993-03	11
John Carney, 1990-00	11
(6) others with 11 each	11

KICKOFF RETURN TOUCHDOWNS

1. Andre Coleman, 1994-96	4
2. Ronney Jenkins, 2000-02	3
3. Darren Sproles, 2005-10	2
Anthony Miller, 1989-93	2
5. Michael Spurlock, 2012	2
Tim Dwight, 2001-04	1
Richard Goodman, 2010-11	1
Rodney Harrison, 1994-02	1
Nate Lewis, 1990-93	1
Jamie Holland, 1987-89	1
Gary Anderson, 1985-88	1
Keith Lincoln, 1980-86	1

PUNT RETURN TDS

1. Leslie "Speedy" Duncan, 1964-70	4
2. Eric Metcalf, 1997	3
Darrien Gordon, 1993-94, 96	3
4. Darren Sproles, 2005-10	2
Lionel James, 1984-88	2
Mike Fuller, 1975-80	2
Ron Smith, 1973	2
8. Michael Spurlock, 2012	2
Tim Dwight, 2001-04	1
Andre Coleman, 1994-96	1
(3) others with 1 each	1

MOST GAMES PLAYED

1. David Binn, 1994-10	256
2. Junior Seau, 1990-02	200
Russ Washington, 1969-82	200
4. Doug Wilkerson, 1971-84	195
5. Dan Fouts, 1973-87	181
7. Quentin Jammer, 2002-12	172
7. Charlie Joiner, 1976-86	164
Woodrow Lowe, 1976-86	164
9. Don Macek, 1976-89	162
10. John Carney, 1990-00	160

SINGLE-SEASON TOP 10

RUSHING YARDS

1. LaDainian Tomlinson, 2006	1,815
2. LaDainian Tomlinson, 2002	1,683
3. LaDainian Tomlinson, 2003	1,645
4. LaDainian Tomlinson, 2007	1,474
5. LaDainian Tomlinson, 2005	1,462
6. Natrone Means, 1994	1,350
7. LaDainian Tomlinson, 2004	1,335
8. Ryan Mathews, 2013	1,255
9. LaDainian Tomlinson, 2001	1,236
10. Marion Butts, 1990	1,225

TOTAL YARDS FROM SCRIMMAGE

1. LaDainian Tomlinson, 2003	2,370
2. LaDainian Tomlinson, 2006	2,323
3. LaDainian Tomlinson, 2002	2,172
4. LaDainian Tomlinson, 2007	1,949
5. LaDainian Tomlinson, 2005	1,832
6. LaDainian Tomlinson, 2004	1,776
7. LaDainian Tomlinson, 2001	1,603
8. Lance Alworth, 1965	1,590
9. Natrone Means, 1994	1,585
10. Ryan Mathews, 2011	1,548

PASS ATTEMPTS

1. Dan Fouts, 1981	609
2. Dan Fouts, 1980	589
3. Philip Rivers, 2011	582
4. Philip Rivers, 2013	544
5. Philip Rivers, 2010	541
6. Dan Fouts, 1979	530
7. Philip Rivers, 2012	527
8. Drew Brees, 2002	526
9. Doug Flutie, 2001	521
10. Dan Fouts, 1984	507

RUSHING TOUCHDOWNS

1. LaDainian Tomlinson, 2006	28
2. Chuck Muncie, 1981	19
3. LaDainian Tomlinson, 2005	18
4. LaDainian Tomlinson, 2004	17
5. LaDainian Tomlinson, 2007	15
6. LaDainian Tomlinson, 2002	14
7. LaDainian Tomlinson, 2003	13
8. LaDainian Tomlinson, 2009	12
Natrone Means, 1994	12
Chuck Muncie, 1983	12
Clarence Williams, 1979	12

PASSING YARDS

1. Dan Fouts, 1981	4,802
2. Dan Fouts, 1980	4,715
3. Philip Rivers, 2010	4,710
4. Philip Rivers, 2011	4,624
5. Philip Rivers, 2013	4,478
6. Philip Rivers, 2009	4,254
7. Dan Fouts, 1979	4,082
8. Philip Rivers, 2008	4,009
9. Dan Fouts, 1984	3,740
10. Dan Fouts, 1985	3,638

PASS COMPLETIONS

1. Philip Rivers, 2013	378
2. Philip Rivers, 2011	366
3. Dan Fouts, 1981	360
4. Philip Rivers, 2010	357
5. Dan Fouts, 1980	348
6. Philip Rivers, 2012	338
7. Dan Fouts, 1979	332
8. Drew Brees, 2005	323
9. Drew Brees, 2002	320
10. Philip Rivers, 2009	317
Dan Fouts, 1984	317

RUSHING ATTEMPTS

1. LaDainian Tomlinson, 2002	372
2. LaDainian Tomlinson, 2006	348
3. Natrone Means, 1994	343
4. LaDainian Tomlinson, 2005	339
LaDainian Tomlinson, 2004	339
LaDainian Tomlinson, 2001	339
7. LaDainian Tomlinson, 2007	315
8. LaDainian Tomlinson, 2003	313
9. Earnest Jackson, 1984	296
10. LaDainian Tomlinson, 2008	292

TOUCHDOWN PASSES

1. Philip Rivers, 2008	34
2. Dan Fouts, 1981	33
3. Philip Rivers, 2013	32
4. Philip Rivers, 2010	30
Dan Fouts, 1980	30
6. Philip Rivers, 2009	28
7. Philip Rivers, 2011	27
Drew Brees, 2004	27
Dan Fouts, 1985	27
John Hadl, 1968	27

PASSES INTERCEPTED

1. John Hadl, 1968	32
2. John Hadl, 1972	26
3. John Hadl, 1971	25
Jack Kemp, 1960	25
5. Dan Fouts, 1980	24
Dan Fouts, 1979	24
8. John Hadl, 1962	24
Dan Fouts, 1986	22
John Hadl, 1967	22
Jack Kemp, 1961	22

RECEIVING YARDS

1. Lance Alworth, 1965.....	1,602
2. Lance Alworth, 1966.....	1,393
3. John Jefferson, 1980.....	1,340
4. Lance Alworth, 1968.....	1,312
5. Kellen Winslow, 1980.....	1,230
6. Anthony Miller, 1989.....	1,252
7. Lance Alworth, 1964.....	1,235
8. Tony Martin, 1995.....	1,224
9. Lance Alworth, 1963.....	1,205
10. Wes Chandler, 1995.....	1,199

RECEIVING TOUCHDOWNS

1. Tony Martin, 1995.....	14
Lance Alworth, 1965.....	14
3. Antonio Gates, 2004.....	13
John Jefferson, 1980.....	13
John Jefferson, 1978.....	13
Lance Alworth, 1969.....	13
Lance Alworth, 1964.....	13
8. Gary Garrison, 1970.....	12
9. Lance Alworth, 1963.....	11
10. Antonio Gates, 2010.....	10

(8) others with 10 each

RECEPTIONS

1. LaDainian Tomlinson, 2003.....	100
2. Tony Martin, 1995.....	90
3. Antonio Gates, 2005.....	89
Kellen Winslow, 1980.....	89
5. Kellen Winslow, 1983.....	88
Kellen Winslow, 1991.....	88
7. Lionel James, 1965.....	86
8. Tony Martin, 1996.....	85
9. Anthony Miller, 1993.....	84
10. John Jefferson, 1980.....	82

QUARTERBACK SACKS (since 1982)

1. Shawne Merriman, 2006.....	17
Leslie O'Neal, 1992.....	17
3. Lee Williams, 1986.....	15
4. Lee Williams, 1989.....	14
5. Leslie O'Neal, 1990.....	13.5
6. Marcellus Wiley, 2001.....	13
7. Shawne Merriman, 2007.....	12.5
Leslie O'Neal, 1995.....	12.5
Leslie O'Neal, 1994.....	12.5
Leslie O'Neal, 1989.....	12.5
Leslie O'Neal, 1986.....	12.5

INTERCEPTIONS

1. Antonio Cromartie, 2007.....	10
2. Charlie McNeil, 1961.....	9
3. Ryan McNeil, 2001.....	8
Dick Harris, 1963.....	8
Claude Gibson, 1962.....	8
Bob Zeman, 1991.....	8
Darren Carrington, 1993.....	7
Eric Weddle, 2011.....	7
Gill Byrd, 1990.....	7
Gill Byrd, 1989.....	7

(7) others with 7 each

INTERCEPTION RETURN YARDS

1. Charlie McNeil, 1961.....	349
2. Stanley Richard, 1994.....	224
3. Vencie Glenn, 1987.....	166
4. Gill Byrd, 1994.....	157
5. Jeff Dale, 1996.....	153
6. Darren Carrington, 1992.....	152
7. Bob Laraba, 1991.....	151
8. Woodrow Lowe, 1979.....	150
9. Antonio Cromartie, 2007.....	144
10. Dick Harris, 1961.....	140

INTERCEPTION RETURN TOUCHDOWNS

1. Dick Harris, 1961.....	3
2. Demorris Williams, 2012.....	2
Clinton Hart, 2005.....	2
Stanley Richard, 1994.....	2
Gill Byrd, 1994.....	2
Woodrow Lowe, 1979.....	2
Kenny Graham, 1969.....	2
Joe Beachamp, 1969.....	2
Bob Laraba, 1991.....	2
Charlie McNeil, 1961.....	2

TOUCHDOWNS SCORED

1. LaDainian Tomlinson, 2006.....	31
2. LaDainian Tomlinson, 2005.....	20
3. Chuck Muncie, 1981.....	19
4. LaDainian Tomlinson, 2007.....	19
LaDainian Tomlinson, 2004.....	19
6. LaDainian Tomlinson, 2003.....	17
7. LaDainian Tomlinson, 2002.....	15
Lance Alworth, 1964.....	15
9. Tony Martin, 1996.....	15
Lance Alworth, 1965.....	14

POINTS SCORED

1. LaDainian Tomlinson, 2006.....	166
2. Nate Kaeding, 2009.....	146
3. Nick Novak, 2013.....	144
4. Nate Kaeding, 2006.....	136
5. John Carney, 1994.....	135
6. Nate Kaeding, 2008.....	127
7. John Carney, 1993.....	124
8. Nick Novak, 2011.....	122
9. LaDainian Tomlinson, 2005.....	118
10. Nate Kaeding, 2007.....	118
John Carney, 1996.....	118
Rolf Benirschke, 1980.....	118

FIELD GOALS

1. Nick Novak, 2013.....	34
John Carney, 1994.....	34
3. Nate Kaeding, 2009.....	32
4. John Carney, 1999.....	31
John Carney, 1993.....	31
6. John Carney, 1996.....	29
7. Nick Novak, 2011.....	27
8. Nate Kaeding, 2008.....	27
9. Nate Kaeding, 2006.....	26
John Carney, 1998.....	26
John Carney, 1992.....	26

FIELD GOAL ATTEMPTS

1. John Carney, 1993.....	40
2. John Carney, 1994.....	38
3. Nick Novak, 2013.....	37
4. John Carney, 1999.....	36
John Carney, 1996.....	36
Rolf Benirschke, 1980.....	36
7. Nate Kaeding, 2009.....	35
8. Nick Novak, 2011.....	34
9. Nate Kaeding, 2008.....	34
Wade Richey, 2001.....	32
John Carney, 1992.....	32
Dennis Parzee, 1969.....	32

KICKOFF RETURN YARDS

1. Romney Jenkins, 2001.....	1,541
2. Romney Jenkins, 2000.....	1,531
3. Darren Sproles, 2006.....	1,528
4. Andre Coleman, 1995.....	1,411
5. Darren Sproles, 2008.....	1,376
6. Darren Sproles, 2009.....	1,300
7. Andre Coleman, 1994.....	1,293
8. Darren Sproles, 2010.....	1,257
9. Tim Dwight, 2004.....	1,222
10. Andre Coleman, 1996.....	1,210

KICKOFF RETURN TOUCHDOWNS

1. Romney Jenkins, 2001.....	2
Andre Coleman, 1995.....	2
Andre Coleman, 1994.....	2
4. Micheal Spurlock, 2012.....	1
Richard Goodman, 2011.....	1
Darren Sproles, 2007/2008.....	1
Tim Dwight, 2004.....	1
Romney Jenkins, 2000.....	1
Rodney Harrison, 1997.....	1
Nate Lewis, 1991.....	1

(5) others with 1 each

KICKOFF RETURNS

1. Romney Jenkins, 2000.....	67
2. Darren Sproles, 2006.....	63
3. Andre Coleman, 1995.....	62
4. Romney Jenkins, 2001.....	58
5. Andre Coleman, 1996.....	55
6. Darren Sproles, 2009.....	54
7. Darren Sproles, 2008.....	53
8. Darren Sproles, 2010.....	51
9. Tim Dwight, 2004.....	50
Leon Johnson, 2003.....	50

PUNT RETURN YARDS

1. Darren Gordon, 1996.....	537
2. Eric Metcalfe, 1997.....	469
3. Darren Gordon, 1994.....	475
4. Leslie "Speedy" Duncan, 1965.....	464
5. Mike Fuller, 1979.....	448
6. Mike Fuller, 1978.....	436
Mike Fuller, 1976.....	436
8. Leslie "Speedy" Duncan, 1967.....	434
9. Mike Fuller, 1975.....	410
10. Lionel James, 1987.....	400

PUNT RETURN TOUCHDOWNS

1. Eric Metcalfe, 1997.....	3
2. Darren Gordon, 1994.....	2
Ron Smith, 1973.....	2
Leslie "Speedy" Duncan, 1966.....	2
5. Micheal Spurlock, 2012.....	1
Darren Sproles, 2007/2009.....	1
Tim Dwight, 2001.....	1
Darren Gordon, 1996.....	1
Andre Coleman, 1995.....	1
Nate Lewis, 1990.....	1

(8) others with 1 each

PUNT RETURNS

1. Mike Fuller, 1979.....	46
2. Eric Metcalfe, 1997.....	45
3. Mike Fuller, 1978.....	39
4. Eric Parker, 2006.....	37
5. Darren Gordon, 1996.....	36
Darren Gordon, 1994.....	36
Mike Fuller, 1975.....	36
Leslie "Speedy" Duncan, 1967.....	36
9. Mike Fuller, 1976.....	33
10. Latario Rachtel, 1998.....	32
Lionel James, 1987.....	32



BIG DAYS

*AFC Championship **AFC Playoff #Super Bowl @AFL Championship Game

300 YARDS PASSING (148 total, 141 regular season, 7 postseason)

455	—	Philip Rivers at Seattle, Sept. 26, 2010 (29 of 53, 2 TD)			Dan Fouts vs. Houston, Sept. 16, 1984 (26 of 37)
444	—	Dan Fouts at San Francisco, Dec. 11, 1982 (33 of 49, 5 TD)			Dan Fouts vs. Oakland, Jan. 11, 1981 (22 of 45, 2 TD) *
		Dan Fouts vs. N.Y. Giants, Oct. 19, 1980 (26 of 43, 4, 3 TD)	335	—	Philip Rivers vs. Minnesota, Sept. 11, 2011 (33 of 48, 2 TD)
440	—	Dan Fouts vs. Seattle, Sept. 15, 1985 (29 of 43, 4 TD)	334	—	Philip Rivers vs. Jacksonville, Sept. 19, 2010 (22 of 29, 3 TD)
436	—	Philip Rivers vs. Baltimore, Sept. 20, 2009 (22 of 45, 2 TD)			Philip Rivers at San Francisco, Oct. 15, 2006 (29 of 38, 2 TD)
		Dan Fouts vs. L.A. Raiders, Nov. 10, 1985 (26 of 41, 4 TD)			Dan Fouts vs. Pittsburgh, Dec. 13, 1987 (29 of 52, 1 TD)
435	—	Dan Fouts vs. Cincinnati, Dec. 20, 1982 (25 of 40, 1 TD)	333	—	Ed Luther vs. Kansas City, Dec. 30, 1989 (24 of 44, 1 TD)
433	—	Dan Fouts at Miami, Jan. 2, 1982 (33 of 53, 3 TD), OT **			Dan Fouts at Pittsburgh, Jan. 9, 1983 (27 of 42, 3 TD) **
431	—	Philip Rivers at Oakland, Oct. 10, 2010 (27 of 42, 2 TD)			Dan Fouts vs. Houston, Dec. 29, 1979 (25 of 47) *
419	—	Philip Rivers at Philadelphia, Sept. 15, 2013 (36 of 47, 3 TD)			Dan Fouts vs. Cleveland, Nov. 3, 1974 (12 of 21, 4 TD)
411	—	Philip Rivers at Oakland, Oct. 6, 2013 (35 of 48, 2 TD)	332	—	Drew Brees vs. Seattle, Dec. 29, 2002 (27 of 49, 3 TD)
410	—	Dan Fouts vs. L.A. Raiders, Oct. 21, 1984 (24 of 45, 3 TD)			Dan Fouts at Seattle, Sept. 9, 1984 (23 of 40, 2 TD)
404	—	Jim Harbaugh at Minnesota, Nov. 28, 1989 (22 of 39, 1 TD)			John Hadl vs. Denver, Dec. 12, 1971 (21 of 36, 4 TD)
401	—	Philip Rivers vs. Dallas, Sept. 29, 2013 (36 of 42, 3 TD)	331	—	Dan Fouts vs. Seattle, Oct. 9, 1983 (28 of 36, 1 TD)
392	—	Philip Rivers at Kansas City, Nov. 24, 2013 (27 of 39, 3 TD)			John Hadl at N.Y. Jets, Oct. 8, 1968 (22 of 41, 1 TD)
389	—	Jim McMahon vs. Houston, Sept. 17, 1989 (27 of 45, 2 TD)	330	—	Dan Fouts at Cleveland, Sept. 7, 1981 (19 of 25, 3 TD)
388	—	Dan Fouts at Oakland, Oct. 12, 1980 (23 of 39, 1 TD)	329	—	Dan Fouts vs. New England, Nov. 9, 1975 (25 of 42, 1 TD)
387	—	Dan Fouts vs. Oakland, Sept. 14, 1980 (23 of 44, 3 TD), OT	328	—	Dan Fouts at L.A., Oct. 21, 1979 (17 of 32, 2 TD)
385	—	Philip Rivers vs. Green Bay, Nov. 6, 2011 (26 of 46, 4 TD)			John Hadl at N.Y. Jets, Oct. 5, 1968 (17 of 37, 3 TD)
380	—	Dan Fouts vs. Miami, Nov. 18, 1984 (37 of 56, 4 TD), OT	325	—	Jim Harbaugh vs. Oakland, Dec. 28, 1989 (23 of 36, 2 TD)
378	—	Philip Rivers at New England, Sept. 18, 2011 (29 of 40, 2 TD)			John Hadl at Denver, Dec. 1, 1968 (21 of 35, 5 TD)
		Drew Brees at Kansas City, Nov. 28, 2004 (22 of 37, 2 TD)			John Hadl vs. Cincinnati, Sept. 6, 1968 (20 of 37, 2 TD)
377	—	Philip Rivers at Denver, Sept. 14, 2008 (21 of 39, 3 TD)	324	—	Drew Brees vs. Kansas City, Oct. 30, 2005 (25 of 43, 3 TD)
		Doug Flutie vs. Seattle, Dec. 30, 2001 (34 of 53, 1 TD)	322	—	Dan Fouts vs. Denver, Nov. 29, 1987 (23 of 36, 1 TD)
376	—	Dan Fouts at Green Bay, Oct. 7, 1984 (31 of 50, 3 TD)	321	—	John Friesz vs. Cleveland, Oct. 20, 1989 (33 of 54, 1 TD)
373	—	Philip Rivers at Cleveland, Dec. 6, 2009 (19 of 25, 2 TD)			John Hadl at Oakland, Nov. 21, 1971 (20 of 36, 2 TD)
372	—	Dan Fouts vs. Pittsburgh, Dec. 6, 1985 (21 of 33, 3 TD)			John Hadl vs. Denver, Oct. 20, 1969 (9 of 18, 4 TD)
371	—	Dan Fouts at Dallas, Oct. 25, 1980 (21 of 44, 3 TD)	320	—	Mark Herrmann vs. Kansas City, Oct. 13, 1985 (26 of 36, 2 TD)
369	—	Philip Rivers at Kansas City, Oct. 31, 2011 (26 of 41)	319	—	Drew Brees vs. N.Y. Jets, Jan. 8, 2005 (31 of 42, 2TD) *
		Dan Fouts at Houston, Dec. 17, 1978 (21 of 40, 4 TD)			Drew Brees vs. Kansas City, Oct. 13, 2002 (28 of 41, 2TD)
		Tobin Rote at N.Y. Jets, Nov. 2, 1963 (21 of 29, 3 TD)	318	—	Dan Fouts vs. Seattle, Oct. 14, 1979 (28 of 35, 3 TD)
363	—	Drew Brees vs. Green Bay, Dec. 14, 2003 (28 of 48, 2 TD)			John Hadl at Oakland, Oct. 28, 1967 (19 of 39, 1 TD)
		Dan Fouts vs. Denver, Nov. 9, 1980 (29 of 45, 1 TD)	317	—	Philip Rivers vs. Kansas City, Nov. 28, 2009 (22 of 28, 2 TD)
362	—	Mark Herrmann at Kansas City, Dec. 22, 1985 (37 of 58, 3 TD)	316	—	Philip Rivers vs. Kansas City, Nov. 9, 2008 (27 of 36, 2 TD)
359	—	John Hadl vs. Oakland, Dec. 15, 1968 (21 of 52, 1 TD)			Dan Fouts vs. Detroit, Sept. 13, 1981 (18 of 25, 1 TD)
358	—	Stan Humphries vs. Baltimore, Sept. 28, 1987 (17 of 28, 3 TD)	315	—	Stan Humphries at Kansas City, Oct. 9, 1985 (24 of 34, 1 TD)
		John Hadl vs. N.Y. Jets, Oct. 31, 1971 (19 of 27, 4 TD)			Dan Fouts vs. Cleveland, Nov. 1, 1987 (25 of 42, 2 TD)
357	—	Dan Fouts at New England, Oct. 16, 1983 (25 of 37, 1 TD)			Dan Fouts at L.A. Raiders, Oct. 28, 1985 (23 of 50, 2 TD)
		Dan Fouts at L.A. Raiders, Nov. 22, 1982 (25 of 42, 1 TD)			John Hadl vs. Oakland, Dec. 3, 1967 (18 of 40, 2 TD)
		Jack Kemp vs. Dallas Texans, Nov. 18, 1961 (15 of 27, 2 TD)			Jack Kemp at Boston, Oct. 7, 1961 (12 of 24, 3 TD)
355	—	Stan Humphries vs. Denver, Oct. 18, 1982 (20 of 27, 2 TD)	314	—	Ed Luther vs. Washington, Oct. 31, 1983 (19 of 36, 2 TD)
354	—	Philip Rivers at New Orleans, Oct. 7, 2012 (27 of 42, 2 TD)			Dan Fouts vs. Buffalo, Jan. 3, 1981 (22 of 37, 2 TD) **
		Dan Fouts vs. N.Y. Jets, Sept. 4, 1983 (20 of 38, 2 TD)			John Hadl at Buffalo, Oct. 10, 1965 (18 of 29, 3 TD)
353	—	Doug Flutie at Dallas, Sept. 23, 2001 (23 of 38, 2 TD)	313	—	Philip Rivers at Denver, Jan. 2, 2011 (21 of 37, 0 TD)
352	—	Dan Fouts vs. Denver, Oct. 12, 1986 (26 of 40, 1 TD)			Dan Fouts vs. Miami, Oct. 15, 1978 (22 of 30, 1 TD)
		Dan Fouts vs. Cincinnati, Nov. 8, 1981 (20 of 40, 2 TD)	312	—	John Hadl vs. Buffalo, Nov. 25, 1985 (18 of 37)
351	—	Dan Fouts vs. Cleveland, Sept. 25, 1983 (24 of 38, 3 TD)	311	—	Ryan Leaf at Denver, Nov. 19, 2000 (12 of 27, 3 TD)
		Dan Fouts at Tampa Bay, Dec. 13, 1981 (33 of 49, 1 TD)			Stan Humphries vs. Detroit, Nov. 11, 1986 (24 of 32, 3 TD)
350	—	Billy Joe Tolliver at Washington, Dec. 10, 1989 (24 of 39, 2 TD)	310	—	Philip Rivers at Oakland, Jan. 1, 2012 (19 of 26, 3 TD)
		Dan Fouts vs. Kansas City, Nov. 25, 1979 (27 of 43, 3 TD)			Dan Fouts vs. Minnesota, Oct. 11, 1981 (20 of 38, 2 TD)
348	—	Jim Harbaugh at St. Louis, Oct. 1, 2000 (27 of 40, 2 TD)	309	—	Philip Rivers at Jacksonville, Nov. 18, 2007 (22 of 40, 1 TD)
346	—	Philip Rivers at Kansas City, Dec. 14, 2008 (34 of 48, 2 TD)	308	—	Philip Rivers at Cincinnati, Dec. 20, 2009 (24 of 38, 3 TD)
345	—	John Hadl at Denver, Oct. 22, 1967 (16 of 34, 3 TD)			Philip Rivers at Pittsburgh, Jan. 11, 2009 (21 of 35, 3 TD) **
344	—	Mark Herrmann at Seattle, Oct. 6, 1985 (26 of 35, 3 TD)			Doug Flutie vs. Arizona, Nov. 25, 2001 (33 of 44, 2 TD)
		Dan Fouts at Cincinnati, Sept. 22, 1985 (25 of 43, 4 TD)			Billy Joe Tolliver at Denver, Dec. 16, 1980 (26 of 51, 5 TD)
343	—	Dan Fouts at Houston, Nov. 24, 1985 (24 of 36, 2 TD)			Dan Fouts vs. Pittsburgh, Dec. 22, 1980 (21 of 37)
		Dan Fouts vs. Buffalo, Dec. 1981 (28 of 42, 2 TD)	307	—	Philip Rivers vs. Miami, Oct. 2, 2011 (21 of 31, 1 TD)
342	—	Dan Fouts vs. Philadelphia, Nov. 30, 1980 (20 of 28, 2 TD)			Doug Flutie at Philadelphia, Dec. 9, 2001 (20 of 44, 2 TD)
341	—	Philip Rivers at Washington, Nov. 3, 2013 (29 of 46, 2 TD)			John Hadl vs. Kansas City, Oct. 15, 1967 (17 of 32, 2 TD)
		Philip Rivers at N.O. (at London), Oct. 26, 2008 (25 of 40, 3 TD)			Jack Kemp vs. Oakland, Nov. 27, 1960 (13 of 24, 2 TD)
		John Hadl at Houston, Dec. 4, 1966 (20 of 35, 4 TD)	306	—	Philip Rivers vs. New England, Oct. 12, 2008 (19 of 27, 3 TD)
340	—	Ed Luther vs. Dallas, Nov. 13, 1983 (26 of 43, 1 TD)			Philip Rivers at Green Bay, Sept. 23, 2007 (27 of 36, 3 TD)
339	—	Drew Brees vs. Buffalo, Nov. 20, 2005 (28 of 33, 4 TD)			John Friesz at L.A. Rams, Oct. 13, 1991 (21 of 33, 2 TD)
		Dan Fouts vs. Seattle, Dec. 13, 1980 (28 of 42, 1 TD)	305	—	Philip Rivers vs. Tennessee, Oct. 3, 2010 (27 of 36, 2 TD)
338	—	Philip Rivers at Cincinnati, Nov. 12, 2006 (24 of 36, 3 TD)			Stan Humphries at Oakland, Sept. 3, 1985 (22 of 47, 1 TD)
		Ed Luther at St. Louis, Nov. 20, 1983 (24 of 50, 1 TD)			Billy Joe Tolliver vs. Denver, Dec. 24, 1989 (22 of 48)
		Dan Fouts at Seattle, Sept. 18, 1983 (21 of 41, 4 TD)			Dan Fouts at Denver, Oct. 7, 1973 (27 of 45)
		Dan Fouts vs. Atlanta, Dec. 2, 1979 (28 of 39, 1 TD)	304	—	Craig Whelihan vs. Denver, Nov. 29, 1998 (30 of 53, 1 TD)
337	—	Philip Rivers at Tampa Bay, Nov. 11, 2012 (29 of 37, 3 TD)	303	—	Philip Rivers vs. Miami, Sept. 27, 2009 (19 of 33, 0 TD)
		Stan Humphries vs. S.F., Dec. 11, 1994 (25 of 43, 1 TD)			Dan Fouts vs. L.A. Raiders, Jan. 2, 1983 (18 of 39, 1 TD)
		Dan Fouts vs. Denver, Nov. 28, 1982 (27 of 40, 3 TD)			Dan Fouts at Oakland, Oct. 25, 1979 (21 of 37, 2 TD)
		Jack Kemp at Houston, Sept. 18, 1960 (27 of 44, 4 TD)	302	—	Dan Fouts vs. Denver, Nov. 3, 1985 (23 of 34, 2 TD)
336	—	Philip Rivers vs. New England, Oct. 24, 2010 (34 of 50, 1 TD)			Dan Fouts vs. Seattle, Oct. 4, 1981 (30 of 40, 3 TD)
		Drew Brees vs. San Francisco, Nov. 17, 2002 (29 of 50, 2 TD)			Jack Kemp at N.Y. Titans, Oct. 15, 1961 (15 of 38)

300-YARD PASSING GAMES BY PLAYER

Dan Fouts (56 total, 51 regular season, 5 postseason), Philip Rivers (34 total, 33 regular season, 1 postseason), John Hadl (16), Drew Brees (8 total, 7 regular season, 1 postseason), Stan Humphries (6), Jack Kemp (5), Doug Flutie (4), Ed Luther (4), Jim Harbaugh (3), Mark Herrmann (3), Billy Joe Tolliver (3), John Friesz (2), Ryan Leaf (1), Jim McMahon (1), Tobin Rote (1), Craig Whelihan (1)

300-YARD PASSING GAMES BY SEASON

1960	— Jack Kemp (2)	1984	— Dan Fouts (5)	1999	— Jim Harbaugh (2)
1961	— Jack Kemp (3)		Ed Luther (1)	2000	— Jim Harbaugh (1)
1963	— Tobin Rohe (1)	1985	— Dan Fouts (7)		Ryan Leaf (1)
1965	— John Hadl (1)	1985	— Mark Herrmann (3)	2001	— Doug Flutie (4)
1966	— John Hadl (2)	1986	— Dan Fouts (1)	2002	— Drew Brees (3)
1967	— John Hadl (4)	1987	— Dan Fouts (3)	2003	— Drew Brees (1)
1968	— John Hadl (5)	1989	— Billy Joe Tolliver (2)	2004	— Drew Brees (2-incl. 1 postseason)
1971	— John Hadl (3)		Jim McMahon (1)	2005	— Drew Brees (2)
1974	— Dan Fouts (1)	1990	— Billy Joe Tolliver (1)	2006	— Philip Rivers (2)
1975	— Dan Fouts (1)	1991	— John Friesz (2)	2007	— Philip Rivers (2)
1978	— Dan Fouts (2)	1992	— Stan Humphries (1)	2008	— Philip Rivers (6-incl. 1 postseason)
1979	— Dan Fouts (7-incl. 1 postseason)	1994	— Stan Humphries (1)	2009	— Philip Rivers (5)
1980	— Dan Fouts (10-incl. 2 postseason)	1995	— Stan Humphries (2)	2010	— Philip Rivers (6)
1981	— Dan Fouts (8-incl. 1 postseason)	1996	— Stan Humphries (1)	2011	— Philip Rivers (6)
1982	— Dan Fouts (6-incl. 1 postseason)	1997	— Stan Humphries (1)	2012	— Philip Rivers (2)
1983	— Dan Fouts (5)	1998	— Craig Whelihan (1)	2013	— Philip Rivers (5)
	Ed Luther (3)				

100 YARDS RUSHING (188 total, 100 regular season, 8 postseason)

243	— LaDainian Tomlinson vs. Oakland, Dec. 28, 2003 (31 att., 2 TD)	130	— Natrone Means at Indianapolis, Oct. 4, 1998 (31 att., 1 TD)
220	— LaDainian Tomlinson vs. Denver, Dec. 1, 2002 (37 att., 3 TD)		Mike Garrett at Cleveland, Oct. 28, 1979 (19 att.)
217	— LaDainian Tomlinson vs. N.E., Sept. 29, 2002 (27 att., 2 TD)		Keith Lincoln vs. Oakland, Oct. 27, 1963 (15 att.)
	Gary Anderson vs. Kansas City, Dec. 18, 1998 (34 att., 1 TD)	129	— Chuck Muncie vs. L.A. Raiders, Jan. 2, 1983 (26 att., 2 TD)
206	— Keith Lincoln vs. Boston, Jan. 5, 1964 (13 att., 1 TD) @	128	— Marion Butts vs. Seattle, Nov. 25, 1990 (28 att.)
200	— LaDainian Tomlinson at Cleveland, Oct. 19, 2003 (26 att., 1 TD)		Dick Post vs. Denver, Nov. 23, 1969 (17 att., 3 TD)
199	— LaDainian Tomlinson vs. Kansas City, Dec. 17, 2006 (25 att., 2 TD)		Paul Lowe at Buffalo, Sept. 30, 1961 (22 att., 1 TD)
198	— LaDainian Tomlinson vs. Oakland, Oct. 14, 2007 (24 att., 4 TD)	127	— Ryan Mathews vs. Denver, Dec. 12, 2013 (29 att., 1 TD)
192	— LaDainian Tomlinson vs. NY Giants, Sept. 25, 2005 (21 att., 3 TD)		Ryan Mathews at Miami, Nov. 17, 2013 (19 att.)
189	— Brad Hubbard vs. NY Jets, Dec. 24, 1967 (15 att., 2 TD)		Terrell Fletcher at Arizona, Dec. 27, 1998 (23 att.)
187	— LaDainian Tomlinson at Oakland, Sept. 28, 2003 (28 att., 1 TD)		Aaron Hayden vs. Cleveland, Dec. 3, 1996 (32 att., 2 TD)
184	— LaDainian Tomlinson at Washington, Nov. 27, 2006 (25 att., 3 TD)		Linell James at Cincinnati, Sept. 22, 1995 (12 att., 1 TD)
183	— LaDainian Tomlinson vs. St. Louis, Oct. 29, 2006 (25 att., 2 TD)		Keith Lincoln at Kansas City, Oct. 20, 1963 (10 att., 1 TD)
	Jermaine Fazarone at Denver, Jan. 2, 2000 (30 att., 1 TD)	126	— Chuck Muncie at Pittsburgh, Jan. 9, 1983 (25 att.)**
	Paul Lowe vs. Denver, Dec. 22, 1963 (17 att., 2 TD)		Chuck Muncie vs. Baltimore, Dec. 26, 1982 (16 att.)
181	— Gary Brown at Oakland, Oct. 5, 1997 (136 att., 1 TD)		Paul Lowe vs. NY Jets, Dec. 11, 1966 (14 att., 2 TD)
178	— LaDainian Tomlinson at Buffalo, Dec. 3, 2016 (28 att., 2 TD)	125	— Ryan Mathews at Denver, Oct. 9, 2011 (24 att.)
177	— LaDainian Tomlinson at Kansas City, Dec. 2, 2007 (23 att., 2 TD)		Natrone Means vs. Kansas City, Oct. 9, 1994 (18 att., 1 TD)
176	— Marion Butts vs. Kansas City, Dec. 17, 1969 (19 att.)		Paul Lowe vs. Oakland, Nov. 13, 1966 (10 att.)
172	— LaDainian Tomlinson vs. Cleveland, Nov. 5, 2006 (118 att., 3 TD)	124	— Earnest Jackson vs. Miami, Nov. 18, 1994 (28 att., 1 TD) OT
170	— Gary Anderson vs. Pittsburgh, Dec. 11, 1998 (26 att.)		Rickey Young at Kansas City, Dec. 15, 1975 (25 att., 2 TD)
169	— Gary Brown vs. Indianapolis, Oct. 26, 1997 (28 att., 1 TD)	123	— LaDainian Tomlinson vs. New England, Jan. 14, 2007 (23 att., 2 TD)
166	— Keith Lincoln at Oakland, Sept. 30, 1962 (12 att., 1 TD)		LaDainian Tomlinson at Seattle, Dec. 24, 2006 (22 att.)
165	— Natrone Means at Kansas City, Sept. 20, 1998 (22 att., 1 TD)		Dick Post vs. Cincinnati, Oct. 4, 1969 (19 att.)
	Paul Lowe at Houston, Jan. 1, 1961 (21 att., 1 TD) @	122	— Darren Sproles vs. Detroit, Dec. 16, 2007 (25 att., 2 TD)
164	— LaDainian Tomlinson at Oakland, Nov. 21, 2004 (37 att., 1 TD)		Terrell Fletcher at Washington, Dec. 6, 1998 (34 att.)
162	— LaDainian Tomlinson vs. Minnesota, Nov. 9, 2003 (16 att., 2 TD)		Natrone Means at Philadelphia, Dec. 17, 1995 (23 att.)
161	— Chuck Muncie at Cleveland, Sept. 7, 1991 (24 att., 1 TD)		Paul Lowe vs. Denver, Sept. 11, 1965 (18 att., 1 TD)
	Paul Lowe vs. NY Jets, Oct. 13, 1963 (16 att., 1 TD)	121	— LaDainian Tomlinson at Houston, Sept. 12, 2004 (26 att., 1 TD)
159	— Marion Butts vs. NY Jets, Dec. 2, 1960 (26 att., 2 TD)		Marion Butts at NY Jets, Oct. 14, 1990 (26 att., 2 TD)
157	— Clarence Williams vs. Buffalo, Sept. 16, 1979 (18 att., 4 TD)		Dick Post vs. Denver, Oct. 20, 1969 (11 att., 1 TD)
	Don Woods vs. Miami, Sept. 29, 1974 (18 att., 2 TD)		Dick Post at Buffalo, Oct. 1, 1967 (20 att., 1 TD)
	Paul Lowe vs. Houston, Oct. 3, 1965 (20 att.)	120	— Ryan Mathews at Denver, Jan. 2, 2011 (26 att., 3 TD)
155	— Earnest Jackson at L.A. Raiders, Sept. 24, 1994 (29 att., 1 TD)		LaDainian Tomlinson at St. Louis, Nov. 10, 2002 (24 att., 1 TD)
154	— Don Woods vs. Kansas City, Oct. 27, 1974 (22 att., 1 TD)		Natrone Means at New Orleans, Oct. 16, 1994 (26 att., 3 TD)
153	— LaDainian Tomlinson at Oakland, Oct. 20, 2002 (39 att., 1 TD)		Marion Butts vs. Indianapolis, Nov. 1, 1992 (27 att., 1 TD)
151	— Chuck Muncie at Seattle, Nov. 16, 1981 (20 att., 2 TD)		Gary Anderson vs. Seattle, Sept. 18, 1998 (19 att., 1 TD)
	Dick Post vs. Miami, Nov. 3, 1968 (21 att.)		Chuck Muncie at Miami, Jan. 2, 1982 (24 att., 1 TD) OT**
150	— Rod Bernstine at Indianapolis, Oct. 18, 1992 (23 att., 2 TD)	119	— Marion Butts vs. Kansas City, Jan. 2, 1993 (15 att., 1 TD)**
149	— Paul Lowe vs. Oakland, Nov. 27, 1960 (26 att., 1 TD)		Chuck Muncie vs. Buffalo, Dec. 6, 1981 (22 att., 1 TD)
147	— Michael Turner at Denver, Oct. 7, 2007 (10 att., 1 TD)	118	— Natrone Means vs. Miami, Dec. 27, 1993 (18 att., 3 TD)
	LaDainian Tomlinson vs. Tennessee, Dec. 3, 2004 (17 att., 1 TD)		Don Woods vs. Oakland, Oct. 13, 1974 (17 att., 1 TD)
	Dick Post at Cincinnati, Sept. 1, 1969 (15 att.)	117	— Don Woods at Oakland, Nov. 17, 1974 (27 att., 1 TD)
146	— LaDainian Tomlinson at Tennessee, Dec. 9, 2007 (26 att., 1 TD)	116	— LaDainian Tomlinson vs. Detroit, Dec. 16, 2007 (15 att., 2 TD)
145	— LaDainian Tomlinson at Kansas City, Dec. 23, 2001 (27 att.)		Gary Anderson vs. Denver, Nov. 3, 1985 (22 att., 1 TD)
	Gary Anderson at Atlanta, Nov. 13, 1988 (24 att.)		Dick Post vs. Kansas City, Oct. 16, 1967 (16 att., 1 TD)
	Mike Garrett vs. Oakland, Dec. 3, 1972 (28 att.)	115	— Darren Sproles vs. Denver, Dec. 28, 2008 (14 att., 1 TD)
144	— Ryan Mathews vs. Kansas City, Dec. 29, 2013 (24 att.)		Natrone Means vs. Denver, Sept. 24, 1995 (27 att., 2 TD)
	Lydell Mitchell vs. Kansas City, Nov. 12, 1978 (29 att.), OT		Natrone Means vs. Seattle, Sept. 10, 1995 (26 att.)
142	— Don Woods at NY Jets, Dec. 1, 1974 (25 att., 1 TD)		Chuck Muncie vs. Pittsburgh, Dec. 22, 1980 (26 att., 1 TD)
140	— LaDainian Tomlinson at Oakland, Oct. 16, 2005 (31 att., 1 TD)		Chuck Muncie vs. Denver, Nov. 9, 1980 (23 att.)
	Dick Post vs. Cincinnati, Sept. 6, 1968 (16 att., 1 TD)	114	— Ryan Mathews vs. Buffalo, Dec. 11, 2011 (20 att.)
139	— Natrone Means vs. Miami, Jan. 8, 1985 (24 att., 1 TD)**		LaDainian Tomlinson at Cincinnati, Sept. 8, 2002 (21 att., 1 TD)
138	— Michael Turner vs. Tennessee, Sept. 17, 2006 (13 att.)		Rod Bernstine vs. Denver, Dec. 30, 1990 (27 att.)
137	— Ryan Mathews vs. Denver, Nov. 27, 2011 (22 att.)		Marion Butts vs. Denver, Nov. 11, 1990 (16 att.)
	Paul Lowe at Boston, Oct. 28, 1960 (8 att., 2 TD)	113	— Michael Turner at Indianapolis, Dec. 18, 2005 (8 att., 1 TD)
134	— LaDainian Tomlinson at New England, Oct. 2, 2005 (25 att., 2 TD)		LaDainian Tomlinson vs. Denver, Dec. 5, 2004 (30 att., 2 TD)
133	— Don Woods vs. Philadelphia, Oct. 6, 1974 (21 att.)		LaDainian Tomlinson vs. Washington, Sept. 3, 2001 (36 att., 2 TD)
132	— LaDainian Tomlinson vs. Kansas City, Sept. 30, 2007 (20 att., 1 TD)		Dick Post at Oakland, Nov. 16, 1969 (20 att.)
	Mike Garrett at Baltimore, Oct. 8, 1972 (21 att., 2 TD)	112	— Ryan Mathews at Jacksonville, Dec. 5, 2011 (13 att., 1 TD)
131	— LaDainian Tomlinson at Oakland, Sept. 11, 2006 (31 att., 1 TD)		Natrone Means vs. Philadelphia, Oct. 18, 1996 (21 att., 1 TD)
	LaDainian Tomlinson vs. Tampa Bay, Dec. 12, 2004 (25 att., 1 TD)		Rod Bernstine vs. Kansas City, Sept. 29, 1991 (26 att., 1 TD)
	LaDainian Tomlinson at Kansas City, Dec. 22, 2002 (24 att.)		John Cappelletti at Seattle, Sept. 7, 1980 (16 att.)
	Gary Anderson at Kansas City, Sept. 25, 1988 (23 att., 1 TD)		Paul Lowe at Denver, Nov. 7, 1965 (17 att.)



111	—	Mike Tolbert vs. Denver, Nov. 22, 2010 (25 att, 1 TD) LaDainian Tomlinson at Cleveland, Dec. 19, 2004 (26 att., 2 TD) Rickey Young vs. NY Jets, Dec. 15, 1975 (21 att., 1 TD)	104	—	Don Woods vs. Denver, Dec. 15, 1974 (24 att., 1 TD) LaDainian Tomlinson at Cincinnati, Nov. 12, 2006 (22 att., 4 TD) Natrone Means vs. Seattle, Oct. 30, 1994 (26 att., 1 TD) Marion Butts vs. Tampa Bay, Nov. 22, 1992 (22 att.) Rod Bernstein vs. Miami, Dec. 25, 1991 (13 att., 3 TD) Mike Garrett vs. Denver, Sept. 24, 1972 (21 att., 1 TD) Gene Foster at Oakland, Oct. 13, 1968 (27 att., 1 TD) Gene Foster at Oakland, Sept. 19, 1965 (21 att.)
110	—	Ryan Mathews at Jacksonville, Oct. 20, 2013 (21 att., 1 TD) LaDainian Tomlinson at Buffalo, Dec. 15, 2002 (29 att., 1 TD) Chuck Muncie at Kansas City, Sept. 12, 1983 (27 att., 1 TD) Paul Lowe at NY Titans, Oct. 23, 1965 (16 att., 2 TD) Paul Lowe vs. NY Titans, Nov. 5, 1961 (9 att., 1 TD)	103	—	Ryan Mathews vs. New York Giants, Dec. 8, 2013 (29 att., 1 TD) Mike Tolbert at Indianapolis, Nov. 26, 2010 (26 att., 1 TD) LaDainian Tomlinson vs. Denver, Dec. 10, 2006 (29 att., 3 TD) Jesse Chatham vs. Jacksonville, Oct. 10, 2004 (11 att., 1 TD) Rod Bernstein at Denver, Sept. 22, 1991 (8 att.) Marion Butts vs. Cincinnati, Sept. 16, 1990 (18 att.)
109	—	LaDainian Tomlinson vs. Oakland, Nov. 26, 2006 (19 att., 2 TD) Mike Thomas vs. Kansas City, Nov. 16, 1980 (27 att., 2 TD) Fred Ford vs. NY Titans, Dec. 18, 1960 (7 att., 1 TD)	102	—	Ryan Mathews vs. Indianapolis, Oct. 14, 2013 (22 att.) LaDainian Tomlinson at Cleveland, Oct. 7, 2001 (19 att., 1 TD) Natrone Means at Atlanta, Nov. 6, 1994 (25 att.) Chuck Muncie vs. Minnesota, Oct. 11, 1991 (21 att., 2 TD) Mike Garrett vs. Houston, Nov. 26, 1972 (17 att.) Keith Lincoln vs. Houston, Dec. 2, 1968 (13 att., 1 TD) Jacque MacKinnon vs. Buffalo, Nov. 11, 1992 (17 att.) Natrone Means at Oakland, Oct. 11, 1999 (37 att.) Lybelle Mitchell vs. Cincinnati, Nov. 5, 1978 (28 att.)
108	—	Dick Post at Kansas City, Nov. 19, 1967 (18 att., 1 TD) Gerry McDougall vs. Oakland, Dec. 2, 1962 (22 att., 2 TD)	101	—	Keith Lincoln at Buffalo, Nov. 17, 1963 (10 att., 1 TD) Mike Tolbert vs. Arizona, Oct. 3, 2010 (16 att., 1 TD) Natrone Means vs. Denver, Oct. 23, 1994 (19 att.) Gary Anderson vs. Kansas City, Nov. 2, 1996 (25 att.) Cid Edwards at Houston, Sept. 15, 1974 (16 att.) Keith Lincoln at Denver, Nov. 8, 1964 (20 att., 1 TD) Paul Lowe at Dallas Texans, Sept. 10, 1961 (13 att., 1 TD)
107	—	LaDainian Tomlinson vs. Denver, Dec. 24, 2007 (19 att., 1 TD) LaDainian Tomlinson at NY Jets, Nov. 6, 2005 (25 att., 3 TD) LaDainian Tomlinson vs. Cincinnati, Sept. 30, 2001 (21 att., 3 TD) Natrone Means vs. Cincinnati, Sept. 11, 1994 (21 att., 1 TD)	100	—	Ryan Mathews vs. Cincinnati, Oct. 14, 2013 (22 att.) LaDainian Tomlinson at Cleveland, Oct. 7, 2001 (19 att., 1 TD) Natrone Means at Atlanta, Nov. 6, 1994 (25 att.) Chuck Muncie vs. Minnesota, Oct. 11, 1991 (21 att., 2 TD) Mike Garrett vs. Houston, Nov. 26, 1972 (17 att.) Keith Lincoln vs. Houston, Dec. 2, 1968 (13 att., 1 TD) Jacque MacKinnon vs. Buffalo, Nov. 11, 1992 (17 att.) Natrone Means at Oakland, Oct. 11, 1999 (37 att.) Lybelle Mitchell vs. Cincinnati, Nov. 5, 1978 (28 att.) Keith Lincoln at Buffalo, Nov. 17, 1963 (10 att., 1 TD)
106	—	LaDainian Tomlinson at Oakland, Sept. 28, 2008 (20 att., 2 TD) LaDainian Tomlinson vs. Kansas City, Nov. 30, 2003 (19 att., 1 TD) Dick Post vs. Buffalo, Dec. 14, 1969 (19 att., 2 TD) Russ Smith at Denver, Dec. 1, 1968 (18 att., 1 TD) Paul Lowe at Oakland (S.F.), Oct. 22, 1961 (11 att., 2 TD) Paul Lowe vs. Denver, Dec. 10, 1960 (19 att., 1 TD)			
105	—	Darren Sproles vs. Indianapolis, Jan. 3, 2009 (22 att., 2 TD)** LaDainian Tomlinson at N.D. (at London), Oct. 26, 2008 (19 att.) LaDainian Tomlinson at Denver, Nov. 19, 2006 (20 att., 3 TD) LaDainian Tomlinson vs. Baltimore, Sept. 21, 2003 (23 att., 1 TD) Natrone Means at Minnesota, Nov. 7, 1993 (17 att., 1 TD) James Brooks vs. Cincinnati, Dec. 20, 1982 (12 att., 3 TD) Don Woods vs. L.A., Oct. 12, 1975 (24 att., 1 TD)†			

100-YARD RUSHING GAMES BY PLAYER

LaDainian Tomlinson (47 total, 46 regular season, 1 postseason), Paul Lowe (16 total, 15 regular season, 1 postseason), Natrone Means (16 total, 15 regular season, 1 postseason), Ryan Mathews (11), Chuck Muncie (11 total, 9 regular season, 2 post-season), Dick Post (11), Marion Butts (9 total, 8 regular season, 1 postseason), Don Woods (8), Gary Anderson (7), Keith Lincoln (7 total, 6 regular season, 1 postseason), Rod Bernstein (5), Mike Garrett (5), Darren Sproles (3 total, 2 regular season, 1 postseason), Mike Tolbert (3), Michael Turner (3), Gary Brown (2), Terrell Fletcher (2), Gene Foster (2), Earnest Jackson (2), Lybelle Mitchell (2), Rickey Young (2), James Brooks (1), John Cappelletti (1), Jesse Chatham (1), Cid Edwards (1), Jermaine Fazande (1), Fred Ford (1), Aaron Hayden (1), Brad Hubbard (1), Lionel James (1), Jacque MacKinnon (1), Gerry McDougall (1), Russ Smith (1), Mike Thomas (1), Clarence Williams (1).

100-YARD RUSHING GAMES BY SEASON

1960	—	Paul Lowe (4-incl. 1 postseason) Fred Ford (1)	1978	—	Lybelle Mitchell (2)	1997	—	Gary Brown (2)
1961	—	Paul Lowe (4)	1979	—	Clarence Williams (1)	1998	—	Natrone Means (4) Terrell Fletcher (2)
1962	—	Keith Lincoln (1) Jacque MacKinnon (1)	1980	—	Chuck Muncie (2) John Cappelletti (1) Mike Thomas (1)	1999	—	Jermaine Fazande (1)
1962	—	Gerry McDougall (1)	1981	—	Chuck Muncie (5-incl. 1 postseason)	2001	—	LaDainian Tomlinson (4)
1963	—	Keith Lincoln (5-incl. 1 postseason) Paul Lowe (2)	1982	—	Chuck Muncie (3-incl. 1postseason) James Brooks (1)	2002	—	LaDainian Tomlinson (7)
1964	—	Keith Lincoln (1)	1983	—	Chuck Muncie (1)	2003	—	LaDainian Tomlinson (5)
1965	—	Paul Lowe (4)	1984	—	Earnest Jackson (2)	2004	—	LaDainian Tomlinson (6) Jesse Chatham (1)
1965	—	Gene Foster (1)	1985	—	Gary Anderson (1)	2005	—	LaDainian Tomlinson (5) Michael Turner (1)
1966	—	Paul Lowe (2)	1986	—	Lionel James (1)	2006	—	LaDainian Tomlinson (11-incl. 1 postseason) Michael Turner (1)
1967	—	Dick Post (3)	1986	—	Gary Anderson (1)	2007	—	LaDainian Tomlinson (6) Darren Sproles (1) Michael Turner (1)
1968	—	Brad Hubbard (1) Dick Post (3) Gene Foster (1) Russ Smith (1)	1988	—	Gary Anderson (5) Marion Butts (1) Marion Butts (5)	2008	—	Darren Sproles (2-incl. 1 postseason) LaDainian Tomlinson (2)
1969	—	Dick Post (5)	1989	—	Marion Butts (3)	2010	—	Mike Tolbert (3)
1972	—	Mike Garrett (4)	1992	—	Marion Butts (3-incl. 1postseason) Rod Bernstein (1)	2011	—	Ryan Mathews (1)
1973	—	Mike Garrett (1)	1993	—	Natrone Means (2)	2011	—	Ryan Mathews (4)
1974	—	Don Woods (7) Cid Edwards (1)	1994	—	Natrone Means (7-incl. 1postseason)	2013	—	Ryan Mathews (6)
1975	—	Rickey Young (2) Don Woods (1)	1995	—	Natrone Means (3) Aaron Hayden (1)			

100 YARDS RECEIVING (340 total, 324 regular season, 16 postseason)

260	—	Wes Chandler vs. Cincinnati, Dec. 20, 1982 (10 rec., 2 TD)						Tony Martin vs. San Francisco, Dec. 11, 1994 (9 rec., 1 TD)		
243	—	Wes Chandler vs. Seattle, Sept. 15, 1985 (13 rec., 1 TD)						Jacque MacKinnon vs. Denver, Oct. 20, 1968 (6 rec., 2 TD)		
232	—	Lance Alworth at Kansas City, Oct. 20, 1963 (9 rec., 2 TD)						171	—	Kellen Winslow vs. Pittsburgh, Dec. 22, 1980 (10 rec.) Charlie Joiner vs. NY Giants, Oct. 19, 1990 (10 rec., 1 TD) Lance Alworth at Denver, Dec. 1, 1968 (9 rec., 4 TD)
213	—	Malcom Floyd at Oakland, Oct. 10, 2010 (8 rec., 1 TD) Lance Alworth at Oakland, Oct. 29, 1967 (10 rec., 1 TD)						169	—	Lance Alworth at Kansas City, Oct. 27, 1968 (6 rec.) Lance Alworth at Kansas City, Nov. 15, 1964 (5 rec., 1 TD) Dave Kocourek vs. Dallas Texans, Nov. 19, 1961 (7 rec., 1 TD)
211	—	Lance Alworth vs. Denver, Sept. 11, 1965 (7 rec., 1 TD)						168	—	Tony Martin at Indianapolis, Dec. 17, 1995 (10 rec., 2 TD) Lionel James vs. L.A. Raiders, Nov. 10, 1985 (10 rec., 1 TD) Charlie Joiner at L.A., Oct. 21, 1979 (7 rec.) Lance Alworth at Buffalo, Oct. 10, 1965 (8 rec., 2 TD)
210	—	Lance Alworth at Boston, Nov. 10, 1963 (13 rec., 1 TD)						167	—	Antonio Gates at Cleveland, Dec. 6, 2009 (8 rec., 2 TD)
203	—	Lance Alworth vs. Oakland, Nov. 1, 1964 (8 rec., 2 TD)						166	—	Kellen Winslow at Miami, Jan. 2, 1992 (13 rec., 1 TD)†** Charlie Joiner vs. Detroit, Sept. 13, 1991 (7 rec.)
194	—	Wes Chandler vs. Cincinnati, Nov. 8, 1991 (10 rec., 2 TD)						165	—	Vincent Jackson at Chicago, Nov. 20, 2011 (7 rec., 1 TD) Gary Garrison at Chicago, Oct. 18, 1970 (8 rec., 2 TD)
191	—	Charlie Joiner at Cleveland, Sept. 7, 1991 (6 rec.)						164	—	John Jefferson vs. Philadelphia, Nov. 30, 1990 (8 rec.)
189	—	Gary Garrison vs. NY Jets, Sept. 28, 1969 (10 rec., 2 TD)						163	—	Tony Martin vs. Seattle, Sept. 10, 1995 (13 rec., 1 TD)
185	—	Lance Alworth vs. Buffalo, Nov. 26, 1964 (4 rec., 2 TD)								Gary Garrison at NY Jets, Oct. 5, 1968 (6 rec., 2 TD)
183	—	Lance Alworth vs. Houston, Sept. 21, 1968 (8 rec., 1 TD)						162	—	Anthony Miller vs. Houston, Sept. 17, 1989 (7 rec., 2 TD)
182	—	Lance Alworth at Oakland, Oct. 13, 1969 (9 rec., 1 TD)								
181	—	David Boston at Jacksonville, Oct. 5, 2003 (14 rec., 2 TD) Lance Alworth at Kansas City, Nov. 14, 1965 (6 rec., 1 TD)								
180	—	Lance Alworth at NY Jets, Nov. 2, 1963 (5 rec., 1 TD)								
179	—	Bobby Duckworth vs. Chicago, Dec. 3, 1984 (3 rec., 1 TD)								
177	—	Lance Alworth at Boston, Oct. 23, 1966 (6 rec., 2 TD)								
175	—	Dave Kocourek vs. Buffalo, Dec. 10, 1961 (3 rec., 1 TD)								
172	—	Vincent Jackson at New England (10 rec., 2 TD)								

		Kellen Winslow vs. Kansas City, Dec. 11, 1993 (14 rec., 3 TD)			Lance Alworth vs. Miami, Nov. 12, 1967 (4 rec., 1 TD)	
		Gary Garrison vs. N.Y. Jets, Oct. 31, 1971 (6 rec., 1 TD)			Jerry Robinson vs. Denver, Nov. 4, 1962 (3 rec., 1 TD)	
160	—	John Jefferson at Dallas, Oct. 26, 1960 (8 rec., 1 TD)		124	—	Keenan Allen at Kansas City, Nov. 24, 2013 (9 rec., 1 TD)
		Lance Alworth vs. Oakland, Dec. 19, 1965 (5 rec., 1 TD)			Antonio Gates at Philadelphia, Sept. 15, 2013 (8 rec.)	
		Dave Kocourek at Boston, Oct. 7, 1961 (3 rec., 1 TD)			Darren Sproles vs. Baltimore, Sept. 20, 2009 (7 rec., 1 TD)	
157	—	Kellen Winslow at Green Bay, Oct. 7, 1984 (15 rec.)			Antonio Gates at Pittsburgh, Oct. 4, 2009 (9 rec., 2 TD)	
		Curtis Conway vs. Seattle, Dec. 30, 2001 (11 rec., 1 TD)			Anthony Miller vs. Seattle, Nov. 10, 1991 (5 rec.)	
		Gary Garrison at Denver, Dec. 10, 1972 (10 rec., 1 TD)			Wes Chandler vs. Philadelphia, Dec. 15, 1965 (5 rec.)	
		Lance Alworth vs. Kansas City, Dec. 18, 1966 (8 rec., 1 TD)			Wes Chandler at Pittsburgh, Jan. 9, 1963 (9 rec.)**	
155	—	Tony Martin vs. Baltimore, Sept. 28, 1997 (4 rec., 3 TD)			Charlie Joiner at Chicago, Oct. 25, 1981 (5 rec., 1 TD)	
		John Jefferson vs. Chicago, Dec. 4, 1979 (7 rec., 1 TD)			Lance Alworth vs. Houston, Oct. 25, 1970 (12 rec., 1 TD)	
		Wes Chandler vs. Pittsburgh, Dec. 8, 1965 (5 rec., 2 TD)			Lance Alworth vs. Buffalo, Nov. 25, 1965 (7 rec.)	
154	—	Kellen Winslow at Cincinnati, Nov. 2, 1980 (9 rec., 1 TD)			Lance Alworth at Boston, Oct. 9, 1964 (8 rec., 2 TD)	
		Curtis Conway vs. San Francisco, Nov. 17, 2002 (7 rec.)			Ralph Anderson at Boston, Sept. 21, 1968 (6 rec., 1 TD)	
		Tony Martin at Seattle, Sept. 18, 1994 (5 rec., 1 TD)		123	—	Antonio Gates vs. Tennessee, Oct. 31, 2010 (5 rec., 1 TD)
		Anthony Miller vs. Washington, Dec. 10, 1993 (8 rec., 1 TD)			Antonio Gates vs. Miami, Dec. 11, 2005 (13 rec., 1 TD)	
150	—	Wes Chandler at Seattle, Oct. 6, 1965 (9 rec., 2 TD)			Keenan McCardell vs. Dallas, Sept. 11, 2005 (9 rec., 2 TD)	
		Anthony Miller at L.A. Rams, Oct. 13, 1939 (7 rec., 1 TD)			Antonio Gates at Houston, Sept. 12, 2004 (8 rec.)	
149	—	John Jefferson at Houston, Dec. 17, 1978 (16 rec., 2 TD)			Anthony Miller at Seattle, Oct. 3, 1993 (10 rec., 1 TD)	
		Jerry LeVias vs. Denver, Dec. 9, 1973 (5 rec., 1 TD)			Charlie Joiner vs. Kansas City, Nov. 25, 1979 (9 rec., 1 TD)	
		Gary Garrison vs. Kansas City, Dec. 20, 1970 (5 rec.)			Keith Lincoln at Buffalo, Oct. 15, 1965 (5 rec., 1 TD)	
		Lance Alworth at N.Y. Jets, Oct. 6, 1966 (10 rec.)			Keith Lincoln vs. Boston, Jan. 5, 1964 (7 rec., 1 TD) @	
148	—	Vincent Jackson vs. Oakland, Dec. 4, 2008 (5 rec., 1 TD)			Dave Kocourek vs. Houston, Dec. 24, 1961 (7 rec., 1 TD)	
		LaDainian Tomlinson at Detroit, Dec. 7, 2003 (9 rec., 2 TD)		122	—	Gary Garrison vs. Baltimore, Sept. 20, 1970 (13 rec., 2 TD)
		Tony Martin at Kansas City, Nov. 24, 1996 (5 rec., 2 TD)			Lance Alworth vs. Buffalo, Dec. 14, 1969 (7 rec., 1 TD)	
		Lance Alworth vs. Boston, Dec. 7, 1969 (6 rec., 1 TD)			Chris Chambers vs. Tennessee, Jan. 6, 2008 (6 rec.)**	
		Lance Alworth at Houston, Dec. 4, 1966 (4 rec., 2 TD)			Tony Martin vs. Miami, Nov. 5, 1995 (7 rec., 1 TD)	
		Lance Alworth vs. N.Y. Jets, Dec. 4, 1965 (7 rec., 2 TD)			Charlie Joiner vs. Denver, Nov. 28, 1982 (7 rec., 2 TD)	
145	—	Kellen Winslow vs. Houston, Sept. 16, 1984 (10 rec., 3 TD)			Gary Garrison at Cincinnati, Sept. 23, 1968 (5 rec., 2 TD)	
		Antonio Gates vs. Kansas City, Oct. 30, 2005 (10 rec., 3 TD)			Lance Alworth vs. Houston, Sept. 24, 1967 (10 rec., 1 TD)	
		Charlie Joiner at San Francisco, Dec. 11, 1992 (8 rec.)			Don Norton at N.Y., Oct. 15, 1961 (5 rec.)	
		Lance Alworth vs. Houston, Oct. 3, 1965 (4 rec., 2 TD)		120	—	Vincent Jackson at Dallas, Dec. 13, 2009 (7 rec.)
		Antonio Gates vs. Arizona, Oct. 3, 2010 (7 rec., 2 TD)			Vincent Jackson vs. Miami, Sept. 27, 2009 (5 rec.)	
144	—	LaDainian Tomlinson vs. Green Bay, Dec. 14, 2003 (11 rec., 2 TD)			Curtis Conway vs. Buffalo, Oct. 28, 2001 (9 rec.)	
		Jeff Graham at Denver, Nov. 19, 2000 (4 rec., 2 TD)			Shawn Jefferson at Oakland, Sept. 3, 1995 (5 rec., 1 TD)	
		Kellen Winslow at Oakland, Nov. 22, 1981 (13 rec., 5 TD)			Kellen Winslow vs. Baltimore, Dec. 26, 1982 (7 rec., 3 TD)	
		Dave Kocourek vs. Oakland (at S.F.), Dec. 4, 1960 (7 rec., 1 TD)		120	—	Wes Chandler at Denver, Sept. 12, 1982 (4 rec.)
		Curtis Conway at Buffalo, Oct. 15, 2000 (7 rec., 1 TD)			Don Norton vs. Dallas, Nov. 19, 1961 (6 rec.)	
143	—	Keenan Allen at Denver, Jan. 12, 2014 (6 rec., 2 TD)**			Mark Shavy vs. Cincinnati, Sept. 11, 1994 (8 rec., 2 TD)	
142	—	Vincent Jackson at Kansas City, Oct. 25, 2009 (5 rec., 1 TD)			Anthony Miller at Tampa Bay, Jan. 2, 1994 (7 rec., 1 TD)	
		Anthony Miller at Minnesota, Nov. 7, 1993 (7 rec., 1 TD)			Nate Lewis at Denver, Sept. 12, 1993 (10 rec., 1 TD)	
		Anthony Miller vs. Seattle, Oct. 4, 1992 (9 rec., 2 TD)			Eric Stevers vs. Miami, Nov. 18, 1984 (12 rec., 2 TD)	
		Harrison Davis vs. Cleveland, Nov. 3, 1974 (4 rec., 1 TD)			Charlie Joiner at Indianapolis, Nov. 4, 1984 (9 rec., 1 TD)	
		Lance Alworth at Denver, Oct. 22, 1967 (5 rec., 1 TD)			Kellen Winslow at L.A. Raiders, Sept. 24, 1994 (9 rec., 1 TD)	
		Lance Alworth vs. N.Y. Jets, Oct. 23, 1965 (7 rec., 1 TD)			Don Woods vs. Cleveland, Nov. 3, 1974 (3 rec., 1 TD)	
141	—	Vincent Jackson vs. Green Bay, Nov. 6, 2011 (7 rec., 3 TD)			Gary Garrison at Detroit, Oct. 22, 1972 (7 rec., 2 TD)	
		Vincent Jackson vs. Baltimore, Sept. 20, 2009 (6 rec., 1 TD)			Gary Garrison vs. Denver, Nov. 23, 1967 (4 rec.)	
		Jeff Graham at Minnesota, Nov. 28, 1999 (6 rec.)			Lance Alworth vs. Miami, Oct. 2, 1966 (6 rec., 2 TD)	
		Malcom Floyd vs. Washington, Jan. 3, 2010 (9 rec.)			Lance Alworth vs. Houston, Sept. 12, 1964 (5 rec., 1 TD)	
		Wes Chandler at Houston, Dec. 6, 1967 (10 rec.)			Don Norton at Oakland, Dec. 8, 1963 (6 rec., 1 TD)	
		Dave Kocourek vs. Houston, Sept. 23, 1962 (5 rec.)			Don Norton at Oakland, Nov. 27, 1960 (4 rec., 1 TD)	
139	—	David Boston vs. Cincinnati, Nov. 23, 2003 (3 rec., 2 TD)			Antonio Gates vs. Kansas City, Nov. 29, 2008 (7 rec., 2 TD)	
138	—	Tony Martin at Oakland, Sept. 22, 1996 (10 rec., 3 TD)		118	—	Eric Parker vs. Tampa Bay, Dec. 12, 2004 (6 rec., 1 TD)
		Wes Chandler vs. L.A. Raiders, Jan. 2, 1983 (5 rec., 1 TD)			Curtis Conway at Denver, Nov. 19, 2000 (4 rec., 1 TD)	
		Anthony Miller vs. Cincinnati, Sept. 26, 1990 (9 rec.)			Charlie Joiner vs. Kansas City, Oct. 13, 1995 (6 rec., 1 TD)	
137	—	John Jefferson vs. Seattle, Oct. 14, 1979 (9 rec., 2 TD)			Lionel James at Cincinnati, Sept. 22, 1985 (5 rec., 1 TD)	
		Lance Alworth at N.Y. Jets, Oct. 5, 1968 (8 rec., 1 TD)			Wes Chandler vs. Baltimore, Dec. 28, 1982 (4 rec., 2 TD)	
136	—	Antonio Gates vs. Dallas, Sept. 23, 2013 (10 rec., 1 TD)			Wes Chandler at L.A., Nov. 22, 1982 (7 rec.)	
135	—	Charlie Joiner at Oakland, Oct. 12, 1980 (8 rec.)			Vincent Brown at Oakland, Oct. 6, 2013 (7 rec.)	
134	—	Danario Alexander at Tampa Bay, Nov. 11, 2012 (5 rec., 1 TD)			Patrick Crayton at St. Louis, Oct. 17, 2010 (6 rec.)	
		Vincent Jackson vs. New England, Oct. 12, 2008 (5 rec., 1 TD)			Antonio Gates vs. Green Bay, Dec. 14, 2003 (5 rec.)	
		Wes Chandler vs. Cleveland, Sept. 25, 1983 (6 rec., 2 TD)			Curtis Conway at New England, Oct. 14, 2001 (4 rec.)	
		Charlie Joiner vs. St. Louis, Sept. 26, 1975 (5 rec., 1 TD)			Kellen Winslow at St. Louis, Nov. 20, 1983 (5 rec., 1 TD)	
		Gene Foster vs. Miami, Oct. 2, 1966 (6 rec., 2 TD)			Gary Garrison vs. Cincinnati, Sept. 30, 1973 (4 rec.)	
133	—	Ronnie Harmon vs. Indianapolis, Dec. 31, 1995 (10 rec.)**			Tony Martin at N.Y. Jets, Dec. 18, 1994 (3 rec., 2 TD)	
		Pete Holohan at Seattle, Sept. 9, 1984 (6 rec.)			Ronnie Harmon at Denver, Dec. 16, 1980 (8 rec.)	
		Antonio Gates at N.Y. Jets, Nov. 6, 2005 (8 rec.)			Anthony Miller vs. Seattle, Oct. 15, 1989 (7 rec.)	
132	—	Tony Martin vs. Cleveland, Dec. 3, 1995 (9 rec., 1 TD)			Wes Chandler vs. Pittsburgh, Dec. 13, 1967 (7 rec.)	
		Kellen Winslow vs. Oakland, Sept. 14, 1980 (9 rec., 1 TD)			Kellen Winslow vs. Cincinnati, Dec. 20, 1982 (6 rec.)	
131	—	Lance Alworth vs. Denver, Oct. 20, 1968 (4 rec., 1 TD)			Gary Garrison at Cincinnati, Sept. 22, 1974 (8 rec.)	
130	—	Charlie Joiner vs. Oakland, Jan. 11, 1981 (6 rec., 2 TD)**			Keenan Allen at Oakland, Oct. 6, 2013 (6 rec., 1 TD)	
		John Jefferson vs. Kansas City, Nov. 12, 1978 (7 rec., 2 TD)		115	—	Bob Duckworth at Minnesota, Sept. 2, 1984 (4 rec.)
		Stephen Alexander vs. Seattle, Dec. 29, 2002 (8 rec., 1 TD)			Eric Stevers at Seattle, Sept. 18, 1983 (6 rec., 2 TD)	
		Curtis Conway vs. Kansas City, Oct. 13, 2002 (8 rec.)			Charlie Joiner at Denver, Oct. 7, 1979 (7 rec.)	
		Anthony Miller vs. Denver, Oct. 25, 1992 (6 rec., 1 TD)			Gary Garrison vs. N.Y. Jets, Dec. 24, 1967 (8 rec.)	
		Anthony Miller vs. Philadelphia, Nov. 5, 1989 (5 rec., 2 TD)			Vincent Jackson vs. Tennessee, Jan. 6, 2008 (5 rec., 1 TD)**	
128	—	Keenan Allen at Washington, Nov. 3, 2013 (8 rec., 1 TD)			Jeff Graham at Seattle, Dec. 12, 1999 (9 rec.)	
		Bryan Hill vs. Buffalo, Sept. 6, 1998 (6 rec., 1 TD)			Mark Shavy vs. Arizona, Dec. 9, 1995 (7 rec., 2 TD)	
		Tony Martin at Indianapolis, Nov. 3, 1996 (6 rec., 1 TD)			John Jefferson at Oakland, Oct. 12, 1980 (5 rec., 1 TD)	
		Gary Garrison vs. Oakland, Dec. 15, 1968 (4 rec.)			Gary Garrison at Oakland, Nov. 22, 1970 (6 rec., 2 TD)	
127	—	Charlie Joiner vs. Denver, Nov. 9, 1980 (9 rec.)			Lance Alworth at Denver, Oct. 6, 1963 (4 rec., 1 TD)	
		Lance Alworth vs. N.Y. Jets, Dec. 11, 1966 (7 rec.)			Curtis Conway vs. Houston, Sept. 15, 2002 (5 rec., 1 TD)	
126	—	Kellen Winslow vs. Buffalo, Dec. 6, 1981 (6 rec., 1 TD)		113	—	Jeff Graham vs. Pittsburgh, Dec. 24, 2000 (4 rec.)
		Dave Kocourek vs. Buffalo, Nov. 11, 1982 (7 rec., 1 TD)			Jeff Graham at Buffalo, Oct. 15, 2000 (9 rec., 1 TD)	
		Wes Chandler at San Francisco, Dec. 11, 1982 (7 rec., 3 TD)			Antonio Gates at Denver, Oct. 7, 2007 (7 rec., 1 TD)	
125	—	Lance Alworth vs. Cincinnati, Oct. 4, 1969 (9 rec.)			Antonio Gates at Green Bay, Sept. 23, 2007 (11 rec.)	



113	—	Jeff Graham vs. Oakland, Dec. 26, 1999 (3 rec., 1 TD) Tony Martin vs. Detroit, Nov. 11, 1996 (8 rec., 1 TD) Wes Chandler at Cleveland, Dec. 21, 1986 (6 rec., 1 TD) Gary Anderson vs. L.A. Raiders, Nov. 20, 1986 (7 rec.) John Jefferson at Washington Dec. 7, 1980 (8 rec., 1 TD) Dave Kocourek vs. Denver, Oct. 18, 1984 (4 rec., 1 TD)	106	—	Keenan Allen vs. Cincinnati, Dec. 1, 2013 (8 rec.) Antonio Gates at Oakland, Jan. 1, 2002 (5 rec., 1 TD) Charlie Joiner vs. NY Jets, Sept. 4, 1983 (5 rec., 1 TD) Wes Chandler at Miami, Jan. 2, 1982 (6 rec.)** Charlie Joiner vs. Buffalo, Dec. 6, 1981 (7 rec.) Kellen Winslow at Seattle, Nov. 16, 1981 (7 rec.) Kellen Winslow at Denver, Sept. 27, 1991 (10 rec., 1 TD) John Jefferson vs. Pittsburgh, Nov. 18, 1979 (5 rec., 1 TD) Charlie Joiner vs. Houston, Oct. 17, 1976 (2 rec., 1 TD) Gary Garrison vs. Buffalo, Oct. 23, 1971 (4 rec.) Willie Frazier at Buffalo, Oct. 1, 1967 (5 rec., 1 TD) Don Norton vs. Boston, Oct. 31, 1965 (5 rec.)		
112	—	Vincent Jackson vs. San Francisco, Dec. 16, 2010 (5 rec., 3 TD) Wes Chandler at Tampa Bay, Dec. 13, 1981 (8 rec.) John Jefferson at L.A. Rams, Oct. 21, 1979 (3 rec., 1 TD)			105	—	Patrick Crayton vs. Denver, Nov. 22, 2010 (3 rec., 1 TD) Antonio Gates vs. Baltimore, Nov. 25, 1994 (7 rec., 2 TD) Anthony Miller vs. Kansas City, Oct. 17, 1993 (10 rec., 1 TD) Anthony Miller vs. Indianapolis, Nov. 1, 1992 (5 rec.) Wayne Walker at Washington, Dec. 10, 1989 (7 rec., 1 TD) Kellen Winslow vs. Seattle, Dec. 14, 1986 (8 rec., 1 TD) Wes Chandler at Pittsburgh, Nov. 25, 1994 (4 rec., 1 TD) Kellen Winslow at L.A. Raiders, Nov. 22, 1982 (8 rec.) Charlie Joiner at Denver, Oct. 3, 1976 (5 rec.) Gary Garrison at Denver, Oct. 17, 1971 (4 rec., 1 TD) Willie Frazier vs. Boston, Sept. 9, 1967 (5 rec., 2 TD) Dave Kocourek vs. Houston, Nov. 13, 1960 (7 rec.)
111	—	Sevi Ajiroutu at Houston, Nov. 7, 2010 (4 rec., 2 TD) Vincent Jackson vs. New York Jets, Jan. 17, 2010 (7 rec.)** Vincent Jackson at Tampa Bay, Dec. 21, 2008 (7 rec.) Curtis Conway at Denver, Nov. 11, 2001 (3 rec., 1 TD) Freddie Jones vs. Oakland, Oct. 29, 2000 (10 rec., 2 TD) Wes Chandler vs. Denver, Nov. 29, 1981 (4 rec.) Don Woods vs. New England, Oct. 16, 1977 (8 rec.) Billy Parks at Pittsburgh, Oct. 3, 1971 (8 rec., 1 TD) Lance Alworth at Denver, Nov. 27, 1966 (6 rec., 2 TD)			104	—	Antonio Gates vs. Denver, Dec. 10, 2006 (7 rec., 2 TD) Bryan Hill vs. NY Giants, Sept. 27, 1989 (8 rec.) Derrick Walker vs. Denver, Oct. 25, 1992 (4 rec., 1 TD) Anthony Miller at Pittsburgh, Nov. 19, 1989 (7 rec., 2 TD) John Jefferson at New Orleans, Dec. 19, 1987 (5 rec., 1 TD)
110	—	Legedu Naanee at Kansas City, Sept. 13, 2010 (5 rec., 1 TD) Reche Caldwell vs. Tennessee, Oct. 3, 2004 (3 rec., 1 TD) Jeff Graham at Philadelphia, Dec. 9, 2001 (5 rec., 2 TD) Anthony Miller vs. Miami, Dec. 27, 1993 (7 rec., 2 TD) Anthony Miller at Cleveland, Nov. 15, 1992 (7 rec., 1 TD) Al Williams at Tampa Bay, Oct. 11, 1987 (5 rec.) Wes Chandler at Indianapolis, Nov. 30, 1986 (5 rec., 1 TD) Charlie Joiner vs. Pittsburgh, Dec. 8, 1985 (5 rec.) Bob Duckworth vs. NY Jets, Sept. 4, 1983 (4 rec., 1 TD) Kellen Winslow at Dallas, Oct. 26, 1980 (5 rec., 2 TD) John Jefferson vs. Oakland, Sept. 14, 1980 (9 rec., 2 TD) Charlie Joiner at Detroit, Oct. 22, 1978 (5 rec., 1 TD) Don Norton at Houston, Dec. 3, 1971 (6 rec., 2 TD)			103	—	Vincent Jackson vs. Oakland, Nov. 1, 2009 (8 rec., 1 TD) Eric Parker at Indianapolis, Dec. 26, 2004 (7 rec., 1 TD) Anthony Miller vs. Green Bay, Dec. 12, 1993 (8 rec., 1 TD) Wes Chandler vs. Washington, Oct. 31, 1983 (4 rec., 1 TD) Kellen Winslow vs. Denver, Oct. 27, 1983 (6 rec., 2 TD) John Jefferson at Seattle, Sept. 7, 1980 (6 rec., 2 TD) John Jefferson vs. Atlanta, Dec. 2, 1979 (5 rec.) Gary Garrison at Miami, Oct. 11, 1969 (4 rec., 2 TD) Jacque MacKinnon at Buffalo, Nov. 17, 1969 (3 rec., 2 TD) Don Norton vs. Denver, Oct. 29, 1961 (5 rec., 1 TD) Ralph Anderson vs. Dallas, Dec. 28, 1960 (5 rec., 1 TD) Malcolm Floyd at Philadelphia, Sept. 15, 2013 (5 rec.) Danario Alexander vs. Cincinnati, Dec. 2, 2012 (6 rec.) Kassim Osgood at Pittsburgh, Dec. 21, 2003 (4 rec., 1 TD) Jeff Graham at Denver, Jan. 2, 2000 (6 rec., 1 TD) Charlie Joiner vs. Denver, Nov. 27, 1983 (7 rec.) Kellen Winslow at Pittsburgh, Jan. 9, 1983 (7 rec., 2 TD)** Dwight Scales vs. Cincinnati, Nov. 8, 1981 (3 rec.) John Jefferson vs. Buffalo, Jan. 3, 1981 (7 rec.)** John Jefferson vs. Pittsburgh, Dec. 22, 1980 (7 rec.) Kellen Winslow vs. NY Giants, Oct. 18, 1980 (6 rec.)
109	—	Malcolm Floyd vs. Tennessee, Sept. 16, 2012 (6 rec.) Antonio Gates at Seattle, Sept. 26, 2010 (7 rec., 1 TD) Malcolm Floyd at Cincinnati, Nov. 12, 2006 (5 rec., 1 TD) Eric Metcalf vs. Atlanta, Dec. 7, 1997 (8 rec.) John Jefferson at Oakland, Oct. 25, 1979 (4 rec., 1 TD) Gary Garrison at NY Jets, Dec. 1, 1974 (4 rec., 1 TD) Gary Garrison at Cincinnati, Sept. 21, 1969 (3 rec.) Lance Alworth at Boston, Oct. 17, 1965 (3 rec., 1 TD) Ralph Anderson vs. Buffalo, Nov. 20, 1960 (7 rec.)			102	—	Malcolm Floyd at Philadelphia, Sept. 15, 2013 (5 rec.) Danario Alexander vs. Cincinnati, Dec. 2, 2012 (6 rec.) Kassim Osgood at Pittsburgh, Dec. 21, 2003 (4 rec., 1 TD) Jeff Graham at Denver, Jan. 2, 2000 (6 rec., 1 TD) Charlie Joiner vs. Denver, Nov. 27, 1983 (7 rec.) Kellen Winslow at Pittsburgh, Jan. 9, 1983 (7 rec., 2 TD)** Dwight Scales vs. Cincinnati, Nov. 8, 1981 (3 rec.) John Jefferson vs. Buffalo, Jan. 3, 1981 (7 rec.)** John Jefferson vs. Pittsburgh, Dec. 22, 1980 (7 rec.) Kellen Winslow vs. NY Giants, Oct. 18, 1980 (6 rec.)
108	—	Malcolm Floyd at Jacksonville, Dec. 5, 2011 (4 rec., 1 TD) Vincent Jackson vs. Miami, Oct. 2, 2011 (1 rec., 1 TD) Vincent Jackson vs. Cincinnati, Dec. 20, 2009 (5 rec., 2 TD) Antonio Gates at New England, Oct. 2, 2005 (6 rec.) Kellen Winslow vs. Cleveland, Sept. 25, 1993 (8 rec.) Charlie Joiner at Miami, Jan. 2, 1992 (7 rec.)** Larry Dorsey vs. Cleveland, Dec. 4, 1977 (4 rec., 1 TD) Charlie Joiner vs. Oakland, Oct. 10, 1976 (5 rec.) Gary Garrison vs. New England, Nov. 9, 1975 (7 rec., 1 TD) Gary Garrison vs. Kansas City, Oct. 15, 1967 (4 rec.)			101	—	Antonio Gates at Oakland, Nov. 21, 2004 (8 rec., 1 TD) Reggie Jones vs. Denver, Dec. 8, 2000 (7 rec.) Kellen Winslow at San Francisco, Dec. 11, 1982 (9 rec.) Gary Garrison vs. Cincinnati, Sept. 6, 1968 (5 rec.) Lance Alworth at Kansas City, Nov. 6, 1966 (5 rec., 2 TD) Lance Alworth vs. NY Jets, Dec. 6, 1964 (3 rec., 1 TD)
107	—	Keenan Allen vs. Indianapolis, Oct. 14, 2013 (9 rec., 1 TD) Malcolm Floyd at Kansas City, Oct. 31, 2011 (5 rec.) Antonio Gates vs. Chicago, Sept. 9, 2007 (9 rec., 1 TD) Jeff Graham vs. Denver, Oct. 21, 2001 (7 rec., 2 TD) Jeff Graham at St. Louis, Oct. 1, 2000 (7 rec.) Kellen Winslow at Houston, Nov. 24, 1985 (7 rec.) Kellen Winslow vs. L.A. Raiders, Oct. 21, 1984 (8 rec., 1 TD) Kellen Winslow vs. Denver, Nov. 28, 1982 (8 rec., 3 TD) John Jefferson vs. NY Giants, Oct. 19, 1980 (5 rec., 1 TD) Charlie Joiner at Oakland, Oct. 25, 1979 (5 rec.) Don Norton at Buffalo, Oct. 10, 1965 (6 rec.) Don Norton at Boston, Oct. 19, 1962 (4 rec.)			100	—	Malcolm Floyd at Denver, Oct. 9, 2011 (3 rec., 1 TD) Tony Martin vs. Seattle, Nov. 9, 1997 (5 rec., 2 TD) Anthony Miller at NY Jets, Oct. 14, 1980 (5 rec., 1 TD) Lionel James at Kansas City, Sept. 13, 1987 (6 rec., 1 TD) Cid Edwards at Oakland, Oct. 1, 1972 (6 rec.) Gene Foster vs. NY Jets, Nov. 24, 1968 (8 rec.) Luther Hayes vs. Boston, Dec. 17, 1961 (3 rec.)

100-YARD RECEIVING GAMES BY PLAYER

Lance Alworth (4), Kellen Winslow (26 total, 24 regular season, 2 postseason), Charlie Joiner (25), Gary Garrison (23), Wes Chandler (22 total, 20 regular season, 2 postseason), Antonio Gates (21), Anthony Miller (19), John Jefferson (18 total, 17 regular season, 1 postseason), Vincent Jackson (18 total, 14 regular season, 2 postseason), Tony Martin (13), Jeff Graham (10), Curtis Conway (9), Malcolm Floyd (9), Dave Kocourek (9 total, 8 regular season, 1 postseason), Don Norton (9), Keenan Allen (6 total, 5 regular season, 1 postseason), Ralph Anderson (3), Bobby Duckworth (3), Lionel James (3), Danario Alexander (2), David Boston (2), Patrick Crayton (2), Gene Foster (2), Willie Frazier (2), Ronnie Harmon (2 total, 1 regular season, 1 postseason), Keith Lincoln (2 total, 1 regular season, 1 postseason), Jacque MacKinnon (2), Eric Parker (2), Mark Seay (2), Eric Stevens (2), Bryan Hill (2), LaDainian Tomlinson (2), Don Woods (2), Sevi Ajiroutu (1), Stephen Alexander (1), Gary Anderson (1), Vincent Brown (1), Reche Caldwell (1), Chris Chambers (1), Joshua Harrison Davis (1), Larry Dorsey (1), Cid Edwards (1), Luther Hayes (1), Pete Hildrich (1), Shawn Jefferson (1), Freddie Jones (1), Reggie Jones (1), Jerry LeVias (1), Nate Lewis (1), Keenan McCardell (1), Eric Metcalf (1), Legedu Naanee (1), Kassim Osgood (1), Billy Parks (1), Jerry Robinson (1), Dwight Scales (1), Darren Sproles (1), Derrick Walker (1), Wayne Walker (1), Al Williams (1).

100-YARD RECEIVING GAMES BY SEASON

1960	—	Ralph Anderson (3)	1964	—	Lance Alworth (6)	Jacque MacKinnon (2)
		Dave Kocourek (2)	1964	—	Dave Kocourek (1)	Gene Foster (1)
		Don Norton (1)	1965	—	Lance Alworth (9)	Lance Alworth (3)
1961	—	Don Norton (4)			Don Norton (2)	Gary Garrison (3)
		Dave Kocourek (4-incl. 1 postseason)	1966	—	Lance Alworth (6)	Gary Garrison (4)
		Luther Hayes (1)			Gene Foster (1)	Lance Alworth (1)
1962	—	Dave Kocourek (2)			Keith Lincoln (1)	Gary Garrison (3)
		Don Norton (1)	1967	—	Lance Alworth (4)	Billy Parks (1)
		Jerry Robinson (1)			Gary Garrison (3)	Gary Garrison (2)
1963	—	Lance Alworth (4)			Willie Frazier (2)	Cid Edwards (1)
		Keith Lincoln (1 postseason)	1968	—	Lance Alworth (6)	Gary Garrison (1)
		Don Norton (1)			Gary Garrison (4)	Jerry LeVias (1)

1974	— Gary Garrison (2) Harrison Davis (1) Don Woods (1)	1986	— Kellen Winslow (1) Wes Chandler (2) Gary Anderson (1)	2003	— David Boston (2) LaDainian Tomlinson (2) Antonio Gates (1) Kassim Osgood (1)
1975	— Gary Garrison (1)				
1976	— Charlie Joiner (4)	1987	— Wes Chandler (2) Lionel James (1) Al Williams (1)	2004	— Antonio Gates (2) Eric Parker (2) Reche Caldwell (1)
1977	— Larry Dorsey (1) Don Woods (1)				
1978	— John Jefferson (3) Charlie Joiner (1)	1989	— Anthony Miller (5) Wayne Walker (1)	2005	— Antonio Gates (4) Keenan McCardell (1)
1979	— John Jefferson (6) Charlie Joiner (4)	1990	— Anthony Miller (2) Ronnie Harmon (1)	2006	— Malcolm Floyd (1) Antonio Gates (1)
1980	— John Jefferson (9-incl. 1 postseason) Kellen Winslow (5) Charlie Joiner (4-incl. 1 postseason)	1991	— Anthony Miller (2)	2007	— Antonio Gates (4) Chris Chambers (1 postseason) Vincent Jackson (1 postseason)
1981	— Charlie Joiner (5-incl. 1 postseason) Kellen Winslow (5-inc. 1 postseason) Wes Chandler (4-incl. 1 postseason) Dwight Scales (1)	1992	— Anthony Miller (4) Demrick Walker (1)	2008	— Vincent Jackson (3)
1982	— Wes Chandler (7-incl. 1 postseason) Kellen Winslow (6-incl. 1 postseason) Charlie Joiner (2)	1993	— Anthony Miller (6) Nate Lewis (1)	2009	— Vincent Jackson (7-incl. 1 postseason) Antonio Gates (3) Malcolm Floyd (1) Darren Sproles (1)
1983	— Kellen Winslow (4) Wes Chandler (2) Charlie Joiner (2) Bobby Duckworth (1) Eric Stevers (1)	1994	— Tony Martin (3) Mark Seay (1)	2010	— Antonio Gates (3) Patrick Crayton (2) Seyi Ajinrotutu (1) Malcolm Floyd (1)
1984	— Kellen Winslow (4) Bobby Duckworth (2) Wes Chandler (1) Pate Holsahan (1) Charlie Joiner (1) Eric Stevers (1)	1995	— Tony Martin (4) Ronnie Harmon (1 postseason) Shawn Jefferson (1) Mark Seay (1)	2011	— Vincent Jackson (4) Malcolm Floyd (3) Antonio Gates (1)
1985	— Wes Chandler (4) Lionel James (2) Charlie Joiner (2)	1996	— Tony Martin (4)	2012	— Danario Alexander (2) Malcolm Floyd (2)
		1997	— Tony Martin (2) Eric Metcalf (1)	2013	— Keenan Allen (6-incl. 1 postseason) Antonio Gates (2) Vincent Brown (1) Malcolm Floyd (1)
		1998	— Bryan Stull (2)		
		1999	— Jeff Graham (4)		
		2000	— Jeff Graham (4) Curtis Conway (2) Freddie Jones (1) Reggie Jones (1)		
		2001	— Curtis Conway (4) Jeff Graham (2)		
		2002	— Curtis Conway (3) Stephen Alexander (1)		

200 ALL-PURPOSE YARDS (69 total, 64 regular season, 5 postseason)

345	— Lionel James vs. L.A. Raiders, Nov. 10, 1985 (51 Ru, 168 Re, 126 KR)	225	— Darren Sproles vs. N.E., Oct. 24, 2010 (7 Ru, 70 Re, 12 PR, 136 KR)
329	— Keith Lincoln vs. Boston, Jan. 5, 1964 (206 Ru, 123 Re)*	222	— Ronney Jenkins vs. New Orleans, Sept. 10, 2000 (1 Re, 221 KR)
328	— Darren Sproles vs. Ind., Jan. 3, 2009 (105 Ru, 45 Re, 72 PR, 106 KR)**	221	— Darren Sproles at L.B., Dec. 21, 2008 (13 Ru, 46 Re, 45 PR, 127 KR) LaDainian Tomlinson at Cleveland, Oct. 19, 2003 (200 Ru, 21 Re) James Brooks vs. K.C., Dec. 11, 1993 (81 Ru, 9 Re, 103 KR, 28 PR)
317	— Darren Sproles at Denver, Sept. 14, 2008 (53 Ru, 72 Re, 192 KR)	220	— LaDainian Tomlinson vs. N.Y. Giants, Sept. 25, 2005 (192 Ru, 29 Re.) Gary Anderson vs. Kansas City, Dec. 18, 1986 (34 att.) James Brooks at N.E., Oct. 16, 1993 (72 Ru, 60 Re, 80 KR, 5 PR) Keith Lincoln vs. Oak., Oct. 27, 1963 (130 Ru, 11 Re, 65 KR, 11 PR)
316	— Lionel James at Cin., Sept. 22, 1985 (127 Ru, 118 Re, 24 PR, 47 KR)	215	— Richard Goodman at Oakland, Jan. 1, 2012 (215 KR)
290	— Lionel James vs. Sea., Sept. 15, 1985 (41 Ru, 96 Re, 19 PR, 134 KR)	214	— LaDainian Tomlinson vs. Oakland, Oct. 14, 2007 (189 Ru, 16 Re.) Ronney Jenkins at New England, Oct. 14, 2001 (124 KR)
284	— Leslie Duncan vs. N.Y. Jets, Nov. 24, 1969 (182 KR, 102 PR)	213	— Malcolm Floyd at Oakland, Oct. 10, 2010 (213 Re.) LaDainian Tomlinson at Washington, Nov. 27, 2005 (184 Ru, 29 Re.) Lance Alworth at Oakland, Oct. 29, 1967 (213 Re.)
282	— James Brooks at Oak., Nov. 22, 1981 (97 Ru, 38 Re, 68 KR, 79 PR)	211	— LaDainian Tomlinson at Oakland, Sept. 28, 2003 (167 Ru, 24 Re.) Dick Post vs. Miami, Nov. 3, 1968 (151 Ru, 49 Re, 11 KR) Lance Alworth vs. Denver, Sept. 11, 1965 (211 Re.)
278	— Darren Sproles vs. Baltimore, Sept. 21, 2009 (26 Ru, 124 Re, 128 KR)	210	— Lance Alworth at Boston, Nov. 10, 1963 (210 Re.) Keith Lincoln vs. N.Y. Titans, Sept. 16, 1962 (48 Ru, 145 KR, 17 PR)
274	— Darren Sproles at Pitt., Jan. 11, 2009 (15 Ru, 91 Re, 4 PR, 164 KR)	209	— Tim Dwight vs. N.Y. Jets, Sept. 19, 2004 (209 KR) James Brooks at L.B., Dec. 13, 1981 (50 Ru, 31 Re, 99 KR, 29 PR)
272	— Sproles at N.O. (at London), Oct. 26, 2008 (6 Ru, 45 Re, 20 PR, 201 KR)	208	— Andre Coleman at Philadelphia, Sept. 17, 1995 (133 PR, 75 KR) Dick Post at Buffalo, Oct. 1, 1967 (121 Ru, 20 Re, 67 KR)
271	— LaDainian Tomlinson vs. Denver, Dec. 1, 2002 (220 Ru, 51 Re.) Paul Lowe at Houston, Jan. 1, 1961 (165 Ru, 5 Re, 101 KR)*	207	— Danny Woodhead at K.C., Nov. 24, 2013 (25 Ru, 45 Re, 137 KR) LaDainian Tomlinson vs. Minnesota, Nov. 9, 2003 (162 Ru, 45 Re.) Lance Alworth vs. Buffalo, Nov. 26, 1964 (165 Re, 22 PR)
265	— Paul Lowe vs. Oakland, Nov. 27, 1960 (149 Ru, 96 Re, 20 KR)	206	— Tim Dwight at Kansas City, Dec. 22, 2002 (63 Re, 73 KR, 70 PR)
264	— Keith Lincoln at Denver, Oct. 6, 1993 (162 Ru, 73 Re, 122 KR, 7 PR)	205	— Sproles vs. Philadelphia, Nov. 15, 2009 (14 Ru, 31 Re, 13 PR, 147 KR)
260	— LaDainian Tomlinson vs. Oakland, Dec. 28, 2003 (243 Ru, 17 Re.) Wes Chandler vs. Cincinnati, Dec. 20, 1982 (260 Re.)	204	— LaDainian Tomlinson vs. Kansas City, Dec. 17, 2006 (199 Ru, 9 Re.) James Brooks vs. Balt., Dec. 26, 1982 (90 Ru, 3 Re, 96 KR, 75 PR)
250	— Ronney Jenkins at Oakland, Nov. 18, 2001 (250 KR) James Brooks at Sea., Nov. 16, 1981 (97 Ru, 38 Re, 68 KR, 79 PR)	203	— Darren Sproles vs. K.C., Sept. 30, 2007 (161 KR, 28 PR, 14 Re.) Leslie Duncan vs. K.C., Oct. 15, 1967 (168 PR, 100 IR, 35 FR) Lance Alworth vs. Oakland, Nov. 1, 1964 (203 Re.)
249	— Lance Alworth at Kansas City, Oct. 20, 1963 (232 Re, 13 KR, 3 PR)		
246	— Darren Sproles at Oak., Sept. 14, 2009 (23 Ru, 43 Re, 10 PR, 170 KR)		
245	— Gary Anderson vs. K.C., Nov. 2, 1986 (100 Ru, 2 Re, 54 PR, 89 KR)		
244	— Darren Sproles vs. Den., Dec. 28, 2008 (115 Ru, 17 Re, 16 PR, 98 KR) Andre Coleman vs. S.F. (at Miami), Jan. 29, 1995 (244 KR)#		
243	— Wes Chandler vs. Seattle, Sept. 15, 1985 (243 Re.)		
242	— Lionel James at K.C., Dec. 22, 1985 (43 Ru, 42 Re, 16 PR, 141 KR)		
241	— Paul Lowe vs. Denver, Dec. 22, 1963 (183 Ru, 12 Re, 47 KR)		
240	— LaDainian Tomlinson vs. St. Louis, Oct. 23, 2006 (183 Ru, 57 Re.)		
239	— Gary Anderson at K.C., Oct. 19, 1986 (136 Ru, 82 Re, 81 KR, 30 PR) Keith Lincoln at Oakland, Sept. 30, 1962 (186 Ru, 29 Re, 44 KR)		
237	— LaDainian Tomlinson vs. N.E., Sept. 24, 2002 (207 Ru, 20 Re.)		
236	— LaDainian Tomlinson at Detroit, Dec. 7, 2003 (88 Ru, 148 Re.)		
235	— Kenny Bynum at Minnesota, Nov. 28, 1999 (26 Ru, 90 Re, 119 KR)		
230	— Darren Sproles vs. Denver, Oct. 19, 2009 (4 Re, 77 PR, 149 KR)		
228	— Andre Coleman at Seattle, Oct. 27, 1996 (22 Re, 205 KR)		

200 ALL-PURPOSE YARD GAMES BY PLAYER

Darren Sproles (12 total, 10 regular season, 2 postseason), LaDainian Tomlinson (12), Lance Alworth (6), James Brooks (6), Keith Lincoln (5 total, 4 regular season, 1 postseason), Lionel James (4), Gary Anderson (3), Andre Coleman (3 total, 2 regular season, 1 postseason), Ronney Jenkins (3), Paul Lowe (3 total, 2 regular, 1 postseason), Wes Chandler (2), Leslie Duncan (2), Tim Dwight (2), Dick Post (2), Kenny Bynum (1), Malcolm Floyd (1), Richard Goodman (1), Danny Woodhead (1)



200 ALL-PURPOSE YARD GAMES BY SEASON

1960	— Paul Lowe (1 regular season) Paul Lowe (1 postseason)	1983	— James Brooks (2)	2006	— LaDainian Tomlinson (2)
1962	— Keith Lincoln (2)	1985	— Lionel James (4), Wes Chandler (1)	2007	— Darren Sproles (1), LaDainian Tomlinson (1)
1963	— Lance Alworth (2) Keith Lincoln (2 regular season) Keith Lincoln (1 postseason) Paul Lowe (1)	1986	— Gary Anderson (2)	2008	— Darren Sproles (4 regular season) Darren Sproles (1 postseason)
1964	— Lance Alworth (2)	1988	— Gary Anderson (1)	2009	— Darren Sproles (4)
1965	— Lance Alworth (1)	1989	— Andre Coleman (1 postseason)	2010	— Malcolm Floyd (1) Darren Sproles (1)
1967	— Lance Alworth (1), Leslie Duncan (1), Dick Post (1)	1995	— Andre Coleman (1)	2011	— Richard Goodman (1)
1968	— Leslie Duncan (1), Dick Post (1)	1996	— Andre Coleman (1)	2013	— Denny Woodhead (1)
1981	— James Brooks (3)	1999	— Kenny Bynum (1)		
1982	— James Brooks (1)	2000	— Ronnie Jenkins (1)		
1982	— Wes Chandler (1)	2001	— Ronnie Jenkins (2)		
		2002	— LaDainian Tomlinson (2), Tim Dwight (1)		
		2003	— LaDainian Tomlinson (5)		
		2004	— Tim Dwight (1)		
		2005	— LaDainian Tomlinson (2)		

CHARGERS 10 LONGEST

RUNS FROM SCRIMMAGE

871	— Paul Lowe at Dallas Sept. 10, 1961
861	— Keith Lincoln at Oakland Sept. 30, 1962
851	— LaDainian Tomlinson vs. K.C. Dec. 17, 2006
831	— Michael Turner at Indianapolis Dec. 18, 2005
801	— Brad Hubbard vs. N.Y. Jets Dec. 24, 1967
76	— LaDainian Tomlinson vs. Den. Dec. 1, 2002
761	— Keith Lincoln at Kansas City Oct. 20, 1963
741	— Michael Turner at Denver Oct. 2, 2007
731	— LaDainian Tomlinson vs. Minn. Nov. 9, 2003 Chuck Muncie at Seattle Nov. 16, 1981
73	— Michael Turner vs. Tenn. Sept. 17, 2006

PASS COMPLETIONS

981	— Humphries to Martin at Sea. Sept. 18, 1994
911	— Kemp to Lincoln at Denver Nov. 12, 1961
881	— Luther to Duckworth vs. Chi. Dec. 3, 1984
851	— Hadl to Alworth at Boston Oct. 17, 1965 Rote to Alworth at Denver Oct. 6, 1963
841	— Hadl to Garrison at N.Y. Jets Oct. 5, 1968
831	— Leaf to Graham at Denver Nov. 19, 2000
821	— Rote to Alworth vs. N.Y. Jets Dec. 6, 1964
811	— Rivers to Sproles vs. Balt. Sept. 20, 2009 Fouts to Joiner vs. Houston Oct. 17, 1976

FIELD GOALS

57	— Nate Kaeding at Tampa Bay Dec. 21, 2008
55	— N. Kaeding vs. Kansas City Nov. 23, 2009
54	— Nate Kaeding at Baltimore Oct. 1, 2006 John Carney at Kansas City Sept. 17, 2000 John Carney vs. Buffalo Sept. 6, 1998 John Carney vs. Seattle Nov. 10, 1991
53	— Nick Novak vs. Denver Nov. 27, 2011 Nate Kaeding at Atlanta Oct. 17, 2004 Steve Christie at Buffalo Dec. 15, 2002 John Carney vs. Seattle Sept. 1, 1996 John Carney at N.Y. Jets Nov. 24, 1991 (2) others with 53-yard field goals each

PUNTS

82	— Paul Maguire vs. Dallas Nov. 18, 1961
73	— Dennis Parzee at Denver Oct. 17, 1971
71	— Mike Scifres vs. Oakland Nov. 10, 2011

	Mike Scifres at Baltimore Oct. 1, 2006
	Mike Scifres vs. Oakland Dec. 4, 2005
	Maurly Buford at Denver Sept. 12, 1982
	John Hadl at Denver Nov. 8, 1964
70	— Mike Scifres vs. Baltimore Nov. 25, 2007
67	— Mike Scifres vs. Arizona Oct. 3, 2010 Mike Scifres vs. Indianapolis Jan. 3, 2009 Mike Scifres at Miami Oct. 5, 2008 John Kidd vs. Kansas City Oct. 17, 1993 Relf Mojsiejenko at Denver Nov. 17, 1985

INTERCEPTION RETURNS

1031	— Vance Glenn vs. Denver Nov. 23, 1987
1021	— Donald Frank at L.A. Raiders Oct. 31, 1993
1001	— Leslie Duncan vs. Kansas City Oct. 15, 1967
991	— Shaun Gayle at N.Y. Giants Dec. 23, 1995 Stanley Richard at Denver Sept. 4, 1994 Gill Byrd at Kansas City Oct. 4, 1984
831	— Willie Clark at Oakland Sept. 22, 1996
801	— Quentin Jammer vs. Denver Oct. 15, 2012 Coy Bacon at Denver Nov. 11, 1973
771	— Woodrow Lowe vs. Pitt. Nov. 18, 1979

KICKOFF RETURNS

1051	— Richard Goodman at Oakland Jan. 1, 2012
1031	— Darren Sproles at Denver Sept. 14, 2008 Keith Lincoln vs. N.Y. Titans Sept. 16, 1962
991	— Micheal Spurlock vs. Oakland Dec. 30, 2012
981	— Andre Coleman vs. S.F. Jan. 29, 1995 Gary Anderson at Denver Nov. 17, 1995
951	— Nate Lewis vs. New Orleans Nov. 17, 1991
941	— Jamie Holland vs. Kansas City Dec. 18, 1968
931	— Ronnie Jenkins at Oakland Nov. 18, 2001 R. Jenkins vs. New Orleans Sept. 10, 2000 Anthony Miller at L.A. Rams Nov. 20, 1988

PUNT RETURNS

951	— Leslie Duncan vs. N.Y. Jets Nov. 24, 1968
901	— Damien Gordon at L.A. Raiders Sept. 25, 1994
881	— Andre Coleman at Phil. Sept. 17, 1995
	Mike Fuller at New Orleans Oct. 9, 1977
851	— Eric Metcalf at Cincinnati Nov. 2, 1997
841	— Tim Dwight vs. Washington Sept. 9, 2001

	Ron Smith vs. New Orleans Nov. 18, 1973
831	— Eric Metcalf vs. Denver Nov. 30, 1997
821	— Paul Lowe at Boston Oct. 7, 1961
811	— Damien Gordon vs. K.C. Sept. 29, 1996 Lionel James vs. St. Louis Sept. 20, 1987 Leslie Duncan vs. Buffalo Sept. 4, 1966

FUMBLE RETURNS

861	— Eric Weddle vs. Atlanta Nov. 30, 2008
821	— Donnie Edwards at St. Louis Nov. 10, 2002
811	— Vance Glenn vs. N.Y. Giants Oct. 22, 1989
791	— Marlon McDevie vs. St. Louis Oct. 29, 2006
781	— Paul Bradford at San Fran. Nov. 23, 1997
751	— Keith Browner (25 yds.) lateral to Sam Seale (50 yds.) at L.A. Rams Nov. 20, 1988
581	— Rick Redman vs. Miami Oct. 2, 1966
53	— Henry Rolling at L.A. Raiders Oct. 6, 1991
491	— Rommie Loudd at Oak. (at S.F.) Dec. 4, 1960
451	— Raylee Johnson at Denver Nov. 11, 2001

BLOCKED PUNT RETURNS

351	— Bob Zeman at Boston Oct. 7, 1961
211	— Derrin Nelson vs. Dallas Nov. 13, 1983
19	— Pete Lazulich vs. Denver Sept. 24, 1972
5	— Gene Szelowski at Oak. (at S.F.) Oct. 22, 1961
4	— Wayne Davis at Denver Nov. 17, 1985
3	— Steve Hayden at Carolina Dec. 17, 2000
0s	— Carlos Polk at Arizona Sept. 22, 2002
01	— Jacob Hester at Kansas City Oct. 25, 2009
	Darryl Lewis vs. Indianapolis Sept. 26, 1999
0	— Corey Lynch at Oakland Sept. 10, 2012

BLOCKED FIELD GOAL RETURNS

721	— Leslie Duncan vs. Denver Nov. 23, 1967
35	— Tom Day vs. Kansas City Oct. 15, 1967
28	— Ken Tolbert vs. St. Louis Nov. 15, 1971
27	— Kenny Graham at Kansas City Nov. 15, 1964
25	— Jeff Stagg vs. Houston Oct. 25, 1970

MISSED FIELD GOAL RETURNS

1091	— Antonio Cromartie at Minn. Nov. 4, 2007 (NFL Record)
------	--

OPPONENT 10 LONGEST

RUNS FROM SCRIMMAGE

89r	—	Kenny King (at Oakland) Oct. 12, 1990
8l	—	Billy Sims (Detroit) Sept. 30, 1984
77	—	Napoleon Kaufman (at Oak.) Sept. 22, 1996
74r	—	Jack Spikes (at Dallas Texans) Sept. 10, 1961
71r	—	Corey Dillon (at Cincinnati) Nov. 2, 1997
69r	—	Herman Hearst (at K.C.) Oct. 14, 1984
68	—	Henry Bell (at Denver) Oct. 16, 1960
66r	—	Zack Crockett (Indianapolis) Dec. 31, 1995
64r	—	Adrian Peterson (at Minnesota) Nov. 4, 2007
64	—	Clern Daniels (Oakland), Nov. 13, 1966

PASS COMPLETIONS

99r	—	Green to Boeninger (at K.C.) Dec. 22, 2002
98r	—	Lee to Deweaver (at Houston) Nov. 25, 1962
96r	—	Montana to Rice (San Fran.) Nov. 27, 1988
93r	—	Morton to Watson (at Den.) Sept. 27, 1981
90r	—	DeBerg to Borden (at K.C.) Nov. 8, 1991
		Davidson to Dorsey (Oak) Dec. 2, 1962
89r	—	O'Donnell to Stone (at Pitt.) Sept. 1, 1991
87r	—	Namath to Maynard (N.Y. Jets) Nov. 24, 1968
		Tripacko to Frazier (at Denver) Nov. 12, 1961
84r	—	Campbell to Kelly (Washington) Jan. 3, 2010
		(4) other completions of 84+ yards

INTERCEPTION RECORDS

102r	—	Louis Breeden (Cincinnati) Nov. 8, 1991
99r	—	Kevin Ross (Kansas City) Sept. 6, 1992
96r	—	Ray Griffin (at Cincinnati) Nov. 11, 1979
91r	—	Fred Williamson (at Oakland) Sept. 30, 1982
90r	—	Leroy Butler (at Green Bay) Sept. 16, 1996
		Deion Sanders (San Fran.) Dec. 11, 1994
87r	—	Mark McMillan (Kansas City) Dec. 14, 1997
83r	—	Leonard Johnson (at T.B.) Nov. 11, 2012
81r	—	Paul Krause (at Minnesota) Nov. 23, 1975
		Roland Lawrence (Atlanta) Oct. 21, 1973

FUMBLE RECORDS

88	—	A.J. Duhe (Miami) Oct. 15, 1978
65r	—	Tony Carter (Denver) Oct. 15, 2012

64r	—	Tyvon Branch (at Oakland) Oct. 10, 2010
63r	—	Jerry Browner (at Minn.) Sept. 2, 1984
63	—	Rob Ninkovich (N.E.) Oct. 24, 2010
62	—	Carlton Gray (at Seattle) Oct. 27, 1996
65r	—	George Atkinson (at Dak.) Nov. 25, 1973
65r	—	Robert Lyles (at Houston) Dec. 6, 1987
54r	—	Mike Montgomery (Dallas) Nov. 5, 1992
52	—	Ray Abruzzese (N.Y. Jets) Dec. 4, 1965

KICKOFF RECORDS

104r	—	Ira Mathews (at Oakland) Oct. 25, 1979
103r	—	Percy Harvin (vs. Minn.) Sept. 11, 2011
101r	—	Leon Washington (at Seattle) Sept. 26, 2010
		Brian Mitchell (at Wash.) Dec. 6, 1998
99r	—	Leon Washington (at Seattle) Sept. 26, 2010
		Byron Hanspard (Atlanta) Dec. 7, 1997
98r	—	Will Blackwell (Pittsburgh) Dec. 24, 2000
97r	—	Cassius Vaughn (at Denver) Jan. 2, 2011
		Tim Brown (at L.A. Raiders) Sept. 4, 1988
96r	—	Dante Hall (at Kansas City) Nov. 28, 2004

PUNT RECORDS

94r	—	Dexter McCluster (at K.C.) Sept. 13, 2010
82r	—	Rick Upchurch (at Denver) Oct. 3, 1976
86r	—	Tamarick Vanover (at K.C.) Oct. 9, 1995
82r	—	George Atkinson (at Dak.) Oct. 13, 1968
82	—	Ray Buchanan (at Ind.) Nov. 3, 1996
81	—	Dennis Northcutt (Cle.) Nov. 5, 2006
80r	—	Phillip Buchanon (Oakland) Dec. 28, 2003
79r	—	Lemar Parrish (Cincinnati) Dec. 6, 1970
78	—	Roger Bird (at Oakland) Oct. 29, 1967
75	—	Rick Upchurch (at Denver) Sept. 17, 1978

BLOCKED PUNT RECORDS

37r	—	Frank Warren (New Orleans) Nov. 17, 1991
29r	—	Adam Hayward (at T.B.) Nov. 11, 2012
16	—	Randy McClanahan (at Oakland) Sept. 18, 1977
15	—	Walt Landers (Green Bay) Sept. 24, 1978
14	—	Dien Cadzre (Kansas City) Oct. 13, 2002
9	—	Tyrome Braxton (Denver) Oct. 2, 1988

5r	—	Hiram Eugene (at Oakland) Oct. 10, 2010
2r	—	Jerry Robinson (L.A. Raiders) Nov. 20, 1986
0s	—	Nick Schommer (Tennessee) Oct. 31, 2010
		Rock Cartwright (at Oakland) Oct. 10, 2010

BLOCKED FIELD GOAL RECORDS

66	—	Tommy Casanova (at Cin.) Sept. 22, 1974
65r	—	Matt Ware (at Philadelphia) Oct. 23, 2005
60	—	Louis Wright (at Denver) Nov. 17, 1985
54r	—	Doug Evans (at Carolina) Dec. 17, 2000
42r	—	Ira Mathews (Indianapolis) Oct. 26, 1997
28	—	John Barnhart (Denver) Nov. 27, 1966
17	—	Charlie West (Minnesota) Dec. 5, 1971
		Mike Stanton (Buffalo) Oct. 1, 1967
16	—	Fletcher Smith (Kansas City) Oct. 15, 1967

FIELD GOALS

58	—	Dan Miller (Baltimore Colts) Dec. 26, 1982
55	—	Jason Elam (Denver) Nov. 7, 1999
		Gary Anderson (at Pittsburgh) Nov. 25, 1984
54	—	Neil Rackers (at Cincinnati) Sept. 8, 2002
		Ryan Elam (Denver) (3x) Last. Dec. 1, 2002
		Jason Lindell (Seattle) Dec. 30, 2001
		Sebastian Janikowski (Oakland) Oct. 29, 2010
		Kevin Huber (Chicago) Nov. 14, 1993
		John Kasay (at Seattle) Nov. 10, 1991
		Norm Johnson (at Seattle) Oct. 6, 1986
		Raul Allegre (at Indianapolis) Nov. 4, 1994

PUNTS

81	—	Dustin Colquhoun (at Kansas City) Dec. 2, 2007
79	—	Drew Butler (at Pittsburgh) Dec. 9, 2012
77	—	Greg Montgomery (Houston) Sept. 13, 1993
75	—	Kevin Huber (Cincinnati) Dec. 1, 2013
74	—	Bob Group (at Kansas City) Nov. 4, 1979
73	—	Shane Lechler (Oakland) Sept. 28, 2003
72	—	Ryan Plackemeier (at Seattle) Dec. 24, 2006
		Chris Garris (Indianapolis) Oct. 26, 1997
		Bob Scarpitto (at Denver) Oct. 22, 1997
		Jerrel Wilson (Kansas City) Sept. 29, 1963

OPPONENT TOP PERFORMANCES

TEAM RUSHING YARDS (250+)

378	—	at Minnesota Nov. 4, 2007
328	—	at Denver Nov. 28, 1975
295	—	Kansas City Dec. 18, 1966
277	—	at Seattle Nov. 22, 1987
275	—	Cleveland Sept. 29, 1985
273	—	at Detroit Oct. 22, 1978
262	—	Kansas City Oct. 27, 1974
256	—	New England Oct. 16, 1977
255	—	at Pittsburgh Oct. 31, 1976
		Houston Dec. 4, 1966
251	—	Oakland Dec. 5, 2010
		New York Jets Sept. 4, 1983

TEAM RUSHING ATTEMPTS (50+)

61	—	at Chicago Oct. 25, 1991
60	—	at Denver Nov. 30, 1975
59	—	at Oakland Sept. 18, 1977
56	—	at Seattle Sept. 18, 1983
		at Houston Sept. 28, 1975
55	—	at Denver Oct. 17, 1971
54	—	at Seattle Nov. 22, 1987
53	—	Kansas City Nov. 12, 1978
52	—	Oakland Dec. 5, 2010
		at Pittsburgh Oct. 31, 1976
51	—	Denver Nov. 27, 2011
		New York Jets Sept. 4, 1983

TOTAL NET YARDS (500+)

614	—	at St. Louis Oct. 1, 2000 (163 R & 451 P)
591	—	Seattle Dec. 29, 2002 (163 R & 428 P)
545	—	Cincinnati Nov. 12, 2006 (129 R & 417 P)
537	—	Kansas City Dec. 11, 1983 (131 R & 406 P)

536	—	at Denver Nov. 19, 2000 (93 R & 443 P)
528	—	at Minnesota Nov. 4, 2007 (378 R & 150 P)
526	—	Minnesota Oct. 11, 1981 (93 R & 444 P)
524	—	at St. Louis Nov. 10, 2002 (171 R & 453 P)
522	—	Denver Nov. 29, 1987 (175 R & 347 P)
520	—	at Oakland Jan. 1, 2012 (103 R & 417 P)
512	—	at Seattle Oct. 6, 1986 (218 R & 294 P)
511	—	at Phil. Sept. 15, 2013 (89 R & 422 P)
510	—	N.Y. Titans Nov. 24, 1988 (142 R & 368 P)
506	—	at K.C. Oct. 14, 1984 (148 R & 360 P)
504	—	at N.E. Sept. 18, 2011 (94 R & 410 P)
500	—	at Wash. Nov. 3, 2013 (209 R & 291 P)

INDIVIDUAL RUSHING YARDS (145+)

296	—	Adrian Peterson (at Minn.) Nov. 4, 2007
181	—	Priest Holmes (Kansas City) Nov. 4, 2001
178	—	Terrill Davis (Denver) Nov. 30, 1997
178	—	Howie Granger (Houston) Dec. 4, 1966
176	—	Terrill Davis (at Denver) Nov. 19, 1995
169	—	Eric Dickerson (Ind.) Oct. 23, 1988
		Curt Warner (Seattle) Sept. 15, 1995
165	—	Rashard Mendenhall (at Pitt.) Oct. 4, 2009
162	—	Priest Holmes (Kansas City) Nov. 30, 2003
161	—	Mike Garrett (Kansas City) Dec. 18, 1986
159	—	Clinton Portis (Denver) Dec. 1, 2002
157	—	Michael Bush (Oakland) Nov. 10, 2011
146	—	Willie Parker (at Pittsburgh) Jan. 11, 2009
		Woody Green (Kansas City) Oct. 27, 1974

INDIVIDUAL RUSHING ATTEMPTS (35+)

36	—	Walter Payton (at Chicago) Oct. 26, 1991
35	—	Eric Dickerson (at Ind.) Nov. 8, 1987

TEAM PASSING YARDS - GROSS (400+)

465	—	at St. Louis Oct. 1, 2000
462	—	at Denver Nov. 19, 2000
457	—	St. Louis Sept. 20, 1987
453	—	at St. Louis Nov. 10, 2002
450	—	vs. Philadelphia Nov. 15, 2009
449	—	Seattle Dec. 29, 2002
444	—	Minnesota Oct. 11, 1981
440	—	at Cincinnati Dec. 12, 2006
440	—	at Philadelphia Sept. 15, 2013
424	—	at Los Angeles Raiders Oct. 31, 1993
423	—	at New England Sept. 18, 2011
427	—	at Oakland Jan. 1, 2012
416	—	Cincinnati Dec. 20, 1982
411	—	Kansas City Dec. 11, 1993
404	—	Indianapolis Sept. 26, 1999
402	—	at Indianapolis Jan. 13, 2008

TEAM PASS COMPLETIONS (35+)

40	—	Cincinnati Dec. 20, 1982
39	—	Tennessee Oct. 3, 2004
37	—	Kansas City Oct. 9, 1994
36	—	Tampa Bay Dec. 12, 2004
		Jacksonville Oct. 10, 2004
		Seattle Dec. 29, 2002
		at St. Louis Nov. 10, 2002
		New England Sept. 29, 2002
		at Denver Nov. 19, 2000
		at Denver Sept. 4, 1994
35	—	Philadelphia Nov. 15, 2009
		at Denver Sept. 4, 2009
		at Philadelphia Oct. 23, 2005
		at Oakland Oct. 20, 2002



TEAM PASSING ATTEMPTS (50+)

61	—	St. Louis Sept. 20, 1987
58	—	Tennessee Oct. 3, 2004 at Denver Nov. 19, 2000
57	—	at Cleveland Sept. 7, 1991
56	—	Philadelphia Nov. 15, 2009 Indianapolis Nov. 11, 2007 Cincinnati Dec. 20, 1982
55	—	Kansas City Oct. 9, 1994
54	—	at Philadelphia Oct. 23, 2005 Jacksonville Oct. 10, 2004 at New England Oct. 14, 2001 Indianapolis Sept. 26, 1999 at Pittsburgh Jan. 15, 1995
53	—	Kansas City Jan. 2, 2005 Seattle Dec. 29, 2002 New England Sept. 29, 2002
51	—	at Cincinnati Jan. 5, 2014 Baltimore Nov. 25, 2012 at New York Giants Oct. 2, 1993 New York Jets Sept. 29, 1999
50	—	at Denver Sept. 14, 2008 Tampa Bay Dec. 12, 2004 at Buffalo Oct. 15, 2000 (OT) at Denver Nov. 17, 1985

INDIVIDUAL PASSING YARDS (400+)

462	—	Gus Frenette (at Denver) Nov. 19, 2000
457	—	Neil Lomax (St. Louis) Sept. 20, 1987
453	—	Marc Bulger (at St. Louis) Nov. 10, 2002
450	—	Donovan McNabb (Phi.) Nov. 15, 2008
449	—	Matt Hasselbeck (Seattle) Dec. 29, 2002
444	—	Tommy Kramer (Minnesota) Oct. 11, 1991
440	—	Carson Palmer (at Cincinnati) Nov. 12, 2006
428	—	Michael Vick (at Philadelphia) Sept. 15, 2013
424	—	Jeff Hostetler (at L.A. Raiders) Oct. 31, 1993
423	—	Tom Brady (at New England), Oct. 18, 2011
417	—	Carson Palmer (at Oakland), Jan. 1, 2012
416	—	Ken Anderson (Cincinnati) Dec. 20, 1982
411	—	Bill Kenney (Kansas City) Dec. 11, 1983
404	—	Peyton Manning (Indianapolis) Sept. 26, 1999
402	—	Peyton Manning (at Ind.) Jan. 23, 2008

INDIVIDUAL PASSING ATTEMPTS (50+)

61	—	Neil Lomax (St. Louis) Sept. 20, 1987
58	—	Billy Volek (Tennessee) Oct. 3, 2004 Gus Frenette (at Denver) Nov. 19, 2000
57	—	Brian Sipe (at Cleveland) Sept. 7, 1991
56	—	Peyton Manning (Indianapolis) Nov. 11, 2007 Ken Anderson (Cincinnati) Dec. 20, 1982
55	—	Donovan McNabb (Phi.) Nov. 15, 2009 Joe Montana (Kansas City) Oct. 9, 1994
54	—	Donovan McNabb (at Phil.) Oct. 23, 2009 Byron Lethwich (Jacksonville), Oct. 10, 2004 Tom Brady (at New England), Oct. 14, 2011 Peyton Manning (Ind.) Sept. 26, 1999
53	—	Neil O'Donnell (at Pittsburgh) Jan. 15, 1995 Trem Green (Kansas City) Jan. 2, 2005 Matt Hasselbeck (Seattle) Dec. 29, 2002 Tom Brady (New England) Sept. 29, 2002
51	—	Andy Dalton (at Cincinnati) Jan. 5, 2014 Joe Flacco (Baltimore) Nov. 25, 2012 Scott Brunner (at N.Y. Giants) Oct. 2, 1983 Joe Namath (New York Jets) Sept. 28, 1999
50	—	Jay Cutler (at Denver) Sept. 14, 2008 Brian Griese (Tampa Bay) Dec. 12, 2004 John Elway (at Denver) Nov. 17, 1985

INDIVIDUAL RECEIVING YARDS (70 YARDS+)

309	—	Stephane Paige (at K.C.) Dec. 22, 1985
280	—	Chad Johnson (at Cincinnati) Nov. 12, 2006
210	—	Larry Brunson (at Kansas City) Nov. 10, 1974
197	—	Carlos Carson (Kansas City) Oct. 25, 1987
196	—	Marvin Harrison (Indianapolis) Sept. 26, 1999
193	—	DeSean Jackson (at Phil.) Sept. 15, 2013
187	—	Rod Smith (at Denver) Nov. 19, 2000
178	—	Eddie Brown (Cincinnati) Sept. 16, 1990 Steve Watson (at Denver) Sept. 27, 1981
176	—	Brian Brennan (at Cleveland) Dec. 21, 1986
174	—	Art Monk (Washington) Sept. 21, 1986
173	—	Derrick Alexander (Kansas City) Nov. 22, 1999 Todd Christensen (L.A. Raiders) Nov. 20, 1986
172	—	Pierre Garcon (at Washington) Nov. 3, 2013
171	—	Terrell Owens (San Francisco) Nov. 17, 2002

170	—	Jerry Rice (San Francisco) Nov. 27, 1988 Eric Mouldts (at Buffalo) Oct. 15, 2000 (OT)
-----	---	--

INDIVIDUAL TOUCHDOWNS—TOTAL (4+)

4	—	Harvey Williams (Oakland) Nov. 16, 1997 Daryl Turner (Seattle) Sept. 22, 1985 Marcus Allen (at L.A. Raiders) Sept. 24, 1984 Frank Jackson (Kansas City) Dec. 13, 1984
---	---	--

INDIVIDUAL RUSHING TOUCHDOWNS (3+)

3	—	Darrel Young (at Washington) Nov. 3, 2013 Adrian Peterson (at Minnesota) Nov. 4, 2007 Tatum Bell (Denver) Dec. 31, 2005 Bam Morris (Kansas City) Nov. 22, 1998 Gaston Green (at Denver) Sept. 22, 1991 Marcus Allen (at L.A. Raiders) Oct. 28, 1985 Booker Russell (at Oakland) Oct. 25, 1979 Chuck Foreman (at Minnesota) Nov. 23, 1975 Charlie Evans (at N.Y. Giants) Nov. 7, 1971
---	---	--

INDIVIDUAL TOUCHDOWN PASSES (4+)

6	—	Steve Young (San Francisco) Jan. 29, 1995
5	—	Gus Frenette (at Denver) Nov. 19, 2000 Elvis Grbac (at Kansas City) Sept. 17, 2000 Dave Krieg (Seattle) Sept. 15, 1985 Marc Wilson (L.A. Raiders) Oct. 12, 1984

INDIVIDUAL TOUCHDOWN PASSES (4+)

4	—	Peyton Manning (Denver) Nov. 10, 2013 Drew Brees (at New Orleans) Oct. 7, 2012 Aaron Rodgers (Green Bay) Nov. 6, 2011 Carson Palmer (at Cincinnati) Dec. 26, 2010 Brett Favre (Green Bay) Dec. 14, 2003 Jon Kitna (Cincinnati) Nov. 23, 2003 Daunte Culpepper (Minnesota) Nov. 9, 2003 Jay Cutler (at Denver) Sept. 14, 2008 Marc Bulger (at St. Louis) Nov. 10, 2002 Rich Gannon (at Oakland) Nov. 18, 2001 Kurt Warner (at St. Louis) Oct. 1, 2000 Jeff George (at Minnesota) Nov. 28, 1999 Rich Gannon (at Oakland) Nov. 14, 1999 John Elway (Denver) Nov. 29, 1999 John Elway (at Denver) Dec. 12, 1997 Drew Bledsoe (at N.E.) Aug. 31, 1997 Dave Krieg (Seattle) Dec. 14, 1986 Mark Malone (at Pittsburgh) Nov. 24, 1984 Bill Kenney (Kansas City) Dec. 11, 1983 Tommy Kramer (Minnesota) Oct. 11, 1991 Craig Morton (at Denver) Sept. 27, 1981 Jim Zorn (at Seattle) Nov. 27, 1977 Lem Dawson (Kansas City) Dec. 13, 1964
---	---	---

INDIVIDUAL TOUCHDOWN RECEPTIONS (3+)

4	—	Jerry Rice (San Francisco) Jan. 29, 1995 Daryl Turner (Seattle) Sept. 22, 1985 Frank Jackson (Kansas City) Dec. 13, 1984
3	—	Demaryius Thomas (Denver) Nov. 10, 2013 Marques Colston (at N.O.) Oct. 1, 2012 Plaxico Burress (at N.Y. Jets) Oct. 23, 2011 Chad Johnson (Cincinnati) Nov. 23, 2003 Shannon Sharpe (Denver) Nov. 16, 2003 Isaac Bruce (at St. Louis) Nov. 10, 2002 Jerry Rice (at Oakland) Nov. 18, 2001 Sylvester Morris (at K.C.) Sept. 17, 2000 John Stallworth (at Pit.) Nov. 24, 1984 Steve Largent (Seattle) Oct. 29, 1984 Todd Christensen (L.A. Raiders) Dec. 1, 1983 Gene Washington (at S.F.) Sept. 17, 1972 Don Maynard (N.Y. Jets) Dec. 24, 1967 Art Powell (at L.A. Raiders) Dec. 8, 1963

TEAM SACKS (6+)

8	—	Green Bay Sept. 24, 1978 at Washington Sept. 16, 1973 Kansas City Dec. 6, 1968
7	—	at St. Louis Oct. 17, 2010 Kansas City Dec. 14, 1997 Carolina Sept. 14, 1997 at L.A. Raiders Oct. 18, 1987 at Oakland Raiders Oct. 12, 1980
6	—	Carolina Dec. 16, 2012 Baltimore Nov. 25, 2012 Oakland Nov. 10, 2011 Denver Dec. 31, 2005 Miami Oct. 27, 2003 Pittsburgh Dec. 24, 2000

—	Kansas City Nov. 26, 2000 at Kansas City Sept. 17, 2000 Philadelphia Oct. 18, 1998 at Cincinnati Nov. 2, 1997 Dallas Oct. 16, 1995 at Kansas City Nov. 8, 1992 at L.A. Raiders Oct. 28, 1985 Cleveland Sept. 29, 1985 Los Angeles Raiders Dec. 1, 1983
---	--

INDIVIDUAL SACKS (4+)

4.5	—	Hugh Downs (Philadelphia) Oct. 18, 1998
4	—	Kameron Wimbley (Oak.) Nov. 10, 2011 Derrick Thomas (at K.C.) Nov. 8, 1992 Al Baker (at Detroit) Oct. 22, 1978 Wilbur Young (Kansas City) Oct. 19, 1975 Ron Carcenter (Cincinnati) Sept. 30, 1979 Lionel Aldridge (Green Bay) Oct. 12, 1970

INDIVIDUAL INTERCEPTIONS (3+)

4	—	Kwame Lassiter (at Arizona) Dec. 27, 1996 Joe Laverdier (at Washington) Dec. 7, 1980 Vernon Perry (Houston) Dec. 29, 1979 Willie Buchanon (Green Bay) Sept. 24, 1978 Bobby Ply (at Dallas) Dec. 16, 1962
3	—	Darryl Williams (at Seattle) Sept. 21, 1997 Lloyd Burress (at Kansas City) Oct. 19, 1986 Kenny Easley (Seattle) Oct. 29, 1984 Marc Murphy (Washington) Oct. 31, 1983 Steve Foley (at Denver) Sept. 27, 1981 Joe Laverdier (at Washington) Dec. 7, 1980 David Grayson (Oakland) Oct. 26, 1989 David Grayson (at Oakland), Oct. 29, 1987

TOTAL FIRST DOWNS (30+)

34	—	at Denver Sept. 14, 2008 Seattle Dec. 29, 2002 at Denver Nov. 19, 2000 at Seattle Nov. 22, 1987
33	—	Cincinnati Nov. 23, 2003
32	—	at Pittsburgh Oct. 4, 2009 at Cincinnati Sept. 22, 1985
31	—	Denver Nov. 29, 1987
30	—	at Indianapolis Dec. 26, 2004 at New England Oct. 14, 2001 at Denver Sept. 4, 1994 Seattle Sept. 15, 1985

TIME OF POSSESSION (40:00)

48:50	—	at Chicago Oct. 26, 1981 (OT)
44:11	—	at Denver Nov. 16, 2013
41:52	—	at Dallas Oct. 26, 1980
41:48	—	L.A. Raiders Nov. 21, 1993
41:36	—	at Seattle Nov. 22, 1987
41:19	—	Denver Nov. 29, 1987
40:20	—	at Pittsburgh Oct. 4, 2009
40:13	—	at Washington Nov. 3, 2013
40:02	—	Kansas City Nov. 12, 1978 (OT)

INDIVIDUAL POSTSEASON RECORDS

SCORING	
Most Points, Career	42 Nate Kaeding, 2004-09
	37 Rolf Benirschke, 1977-86
	30 John Carney, 1990-00
Most Points, Game	12 (6x) Last: Keenan Allen at Den. Jan. 12, 2014
	11 Rolf Benirschke at Miami Jan. 2, 1982
	10 Ben Agajanian at Houston Jan. 1, 1961
TOUCHDOWNS	
Most, Career	4 Darren Sproles, 2005-09
	LaBainian Tomlinson, 2001-09
	Kellen Winslow, 1979-87
	Charlie Joiner, 1976-86
	(3x) Last: Vincent Jackson, 2005-09
	(4x) Last: Keenan Allen, 2013
Most, Game	2 (7x) Last: Keenan Allen at Den. Jan. 12, 2014
	1 (4x) Last: Ronnie Brown at Cin. Jan. 5, 2014
POINTS AFTER TOUCHDOWN	
Most, Career	18 Nate Kaeding, 2004-09
	Rolf Benirschke, 1977-86
	9 John Carney, 1990-00
	6 George Blair, 1961-64
Most, Game	6 George Blair vs. Boston Jan. 5, 1964
	5 Rolf Benirschke at Miami Jan. 2, 1982
	4 Nate Kaeding at Indianapolis Jan. 13, 2008
	Rolf Benirschke at Pittsburgh Jan. 9, 1983
Most Two-Point Conversions, Game	1 Alfred Pupuru vs. San Fran. Jan. 29, 1995
	Mark Seay vs. San Francisco Jan. 29, 1995
FIELD GOALS	
Most, Career	8 Nate Kaeding, 2004-09
	7 John Carney, 1990-00
	Rolf Benirschke, 1977-86
	3 Nick Novak, 2013
	Ben Agajanian, 1960-61, 1964
Most, Game	4 Nate Kaeding at New England Jan. 20, 2008
	3 Ben Agajanian vs. Houston Jan. 1, 1961
	2 (6x) Last: Nick Novak at Cin. Jan. 5, 2014
Longest	54 John Carney vs. Indianapolis Dec. 31, 1995
	42 Nate Kaeding at Pittsburgh Jan. 11, 2009
	40 Nate Kaeding at New England Jan. 20, 2008
RUSHING	
Most Attempts, Career	111 Chuck Muncie, 1980-84
	96 LaBainian Tomlinson, 2001-09
	63 Natrone Means, 1993-95, 1998-99
Most Attempts, Game	26 LaBainian Tomlinson vs. N.Y. Jets Jan. 8, 2005
	25 Chuck Muncie at Pittsburgh Jan. 9, 1983
	24 Natrone Means vs. Miami Jan. 8, 1995
	Chuck Muncie at Miami Jan. 2, 1982 (10T)
Most Yardage, Career	510 Chuck Muncie, 1980-84
	380 Paul Lowe, 1960-68
	327 LaBainian Tomlinson, 2001-09
Most Yardage, Game	206 Keith Lincoln vs. Boston Jan. 5, 1964
	165 Paul Lowe at Houston Jan. 1, 1961
	139 Natrone Means vs. Miami Jan. 8, 1994
Longest Run	67 Keith Lincoln vs. Boston Jan. 5, 1964
	58 Ronnie Brown at Cincinnati Jan. 5, 2014
	Paul Lowe vs. Boston Jan. 5, 1964
	56 Keith Lincoln vs. Boston Jan. 5, 1964
Most Touchdowns, Career	4 LaBainian Tomlinson, 2001-09
	3 Chuck Muncie, 1980-84
	2 (4x) Last: Keenan Allen, 2013
Most Touchdowns, Game	2 (3x) Last: Keenan Allen at Den. Jan. 12, 2014
	1 (2x) Last: Ronnie Brown at Cin. Jan. 5, 2014

PASSING	
Most Attempts, Career	286 Dan Fouts, 1973-87
	272 Phillip Rivers, 2004-13
	228 Stan Humphries, 1992-97
Most Completions, Career	164 Phillip Rivers, 2004-13
	159 Dan Fouts, 1973-1987
	116 Stan Humphries, 1992-97
Most Attempts, Game	53 Dan Fouts at Miami Jan. 2, 1982 (10T)
	49 Stan Humphries vs. San Fran. Jan. 29, 1995
	47 Stan Humphries vs. Ind. Dec. 31, 1995
	Dan Fouts vs. Houston Dec. 29, 1979
Most Completions, Game	33 Dan Fouts at Miami Jan. 2, 1982 (10T)
	31 Drew Brees vs. N.Y. Jets Jan. 8, 2005
	28 Stan Humphries vs. Miami Jan. 8, 1995
Pass Rating, Career (minimum 40 att.)	101.2 Drew Brees, 2001-04
	85.2 Phillip Rivers, 2004-13
	76.3 Tobin Rote, 1963-64
Pass Rating, Game (minimum 10 att.)	145.3 Tobin Rote vs. Boston Jan. 5, 1964
	133.2 Phillip Rivers at Indianapolis Jan. 13, 2008
	132.1 John Hadl vs. Boston Jan. 5, 1964
Completion Pct., Career (minimum 40 att.)	738 Drew Brees, 2001-04
	603 Phillip Rivers, 2004-13
	556 Dan Fouts, 1973-87
Completion Pct., Game (minimum 10 att.)	750 Phillip Rivers at Cincinnati, Jan. 5, 2014
	738 Drew Brees vs. N.Y. Jets, Jan. 8, 2005
	737 Phillip Rivers at Indianapolis, Jan. 13, 2008
Most Yardage, Career	2,165 Phillip Rivers, 2004-13
	2,125 Dan Fouts, 1973-87
	1,347 Stan Humphries, 1992-97
Most Yardage, Game	433 Dan Fouts at Miami Jan. 2, 1982 (10T)
	336 Dan Fouts vs. Oakland Jan. 11, 1981
	333 Dan Fouts at Pittsburgh Jan. 9, 1983
Longest Completion	62 Phillip Rivers at Pittsburgh Jan. 11, 2009
	59 Phillip Rivers vs. New England Jan. 14, 2007
	56 Phillip Rivers at Indianapolis Jan. 13, 2008
Most Touchdowns, Career	12 Dan Fouts, 1973-87
	11 Phillip Rivers, 2004-13
	6 Stan Humphries, 1992-97
Most Touchdowns, Game	3 (4x) Last: Phillip Rivers at Pitt. Jan. 11, 2009
	2 (6x) Last: P. Rivers at Denver Jan. 12, 2014
	1 (6x) Last: P. Rivers at Cin. Jan. 5, 2014
Most Interceptions, Career	16 Dan Fouts, 1973-87
	13 Stan Humphries, 1992-97
	9 Phillip Rivers, 2004-13
Most Interceptions, Game	5 Dan Fouts at Miami Jan. 16, 1983
	Dan Fouts vs. Houston Dec. 29, 1979
	4 (3x) Last: S. Humphries vs. Ind. Dec. 31, 1995
	2 (1x) Last: P. Rivers vs. N.Y. Jets, Jan. 17, 2010
Lowest Pct. Interceptions, Career	.024 Drew Brees, 2001-04
	.033 Phillip Rivers, 2004-13
	.049 Tobin Rote, 1963-64
PASS RECEIVING	
Most Receptions, Career	42 Antonio Gates, 2003-09
	39 Ronnie Harmon, 1980-95
	30 Charlie Joiner, 1976-86
Most Receptions, Game	13 Kellen Winslow at Miami Jan. 2, 1982 (10T)
	10 Ronnie Harmon vs. Ind. Dec. 31, 1995
	9 (4x) Last: Eric Parker vs. N.Y. Jets Jan. 8, 2005
Most Yardage, Career	539 Charlie Joiner, 1976-86
	503 Vincent Jackson, 2005-09
	454 Antonio Gates, 2003-09

INTERCEPTIONS BY	
Most Yardage, Game	166 Kellen Winslow at Miami Jan. 2, 1982 (10T)
	142 Keenan Allen at Denver Jan. 12, 2014
	133 Ronnie Harmon vs. Ind. Dec. 31, 1995
Most Touchdowns, Career	4 Kellen Winslow, 1979-87
	Charlie Joiner, 1976-86
	3 Vincent Jackson, 2005-09
	2 (5x) Last: Keenan Allen, 2013
Most Touchdowns, Game	2 (4x) Last: Keenan Allen at Den. Jan. 12, 2014
	1 (2x) Last: Ladarius Green at Cin. Jan. 5, 2014
INTERCEPTIONS BY	
Most Interceptions, Career	3 Drayton Florence, 2003-07
	Glen Edwards, 1978-81
	2 (5x) Last: Quentin Jammer, 2002-09
	1 (9x) Last: Donald Butler, Melvin Ingram & Shareece Wright 2013
Most Interceptions, Game	2 (4x) Last: Glen Edwards vs. Buffalo, Jan. 3, 1981
	1 (2x) Last: Donald Butler at Den. Jan. 12, 2014
Most Yardage, Career	62 Glen Edwards, 1978-81
	45 Bud Whitehead, 1961-69
	40 Darren Carrington, 1991-94
Most Yardage, Game	45 Bud Whitehead vs. Houston Dec. 24, 1961
	40 Darren Carrington vs. Kansas City Jan. 12, 1993
	35 Bruce Laird vs. Pittsburgh Jan. 9, 1983
	Glen Edwards vs. Miami Jan. 2, 1982
PUNTING	
Most Punts, Career	52 Mike Scifres, 2003-13
	13 John Kidd, 1930-94
	11 Bryan Wagner, 1994
Most Punts, Game	7 Mike Scifres vs. New England Jan. 14, 2007
	John Kidd at Miami Jan. 10, 1993
	6 (6x) Last: Mike Scifres at Cin. Jan. 5, 2014
	5 (4x) Last: Mike Scifres at N.E. Jan. 20, 2008
Most Yardage, Career	2,330 Mike Scifres, 2003-13
	589 John Kidd, 1930-94
	474 Bryan Wagner, 1994
Most Yardage, Game	324 John Kidd at Miami Jan. 10, 1993
	316 Mike Scifres vs. Indianapolis Jan. 3, 2009
	297 Mike Scifres vs. New York Jets Jan. 17, 2010
Average Yardage, Career (minimum 4 punts)	45.3 John Kidd, 1930-94
	44.9 Mike Scifres, 2003-13
	43.9 John Kidd, 1962-72
Average Yardage, Game (minimum 2 punts)	59.0 Mike Scifres at Indianapolis Jan. 13, 2008
	54.5 Darren Bennett vs. Indianapolis Dec. 31, 1995
	52.7 Mike Scifres vs. Indianapolis Jan. 3, 2009
PUNT RETURNS	
Most Returns, Career	12 Darren Sproles, 2005-09
	8 Mike Fuller, 1975-80
	7 Eric Parker, 2002-06
Most Returns, Game	5 Eric Parker vs. New England Jan. 14, 2007
	4 Nate Lewis at Miami Jan. 10, 1993
	3 (6x) Last: Darren Sproles vs. Ind. Jan. 3, 2009
Most Yardage, Career	107 Darren Sproles, 2005-09
	99 Mike Fuller, 1975-80
	63 Wes Chandler, 1981-87
Most Yardage, Game	72 Darren Sproles vs. Indianapolis Jan. 3, 2009
	56 Wes Chandler at Miami Jan. 2, 1982 (10T)
	41 Mike Fuller vs. Oakland Jan. 11, 1981
Most Touchdowns, Career	1 Wes Chandler, 1981-87

Continued next page

KICKOFF RETURNS

Most Returns, Career	21	Darren Sproles, 2005-09
		Andre Coleman, 1994-96
	17	James Brooks, 1981-83
	8	Henk Bauer, 1977-82

Most Returns, Game

8	Andre Coleman vs. San Fran. Jan. 29, 1995
6	Andre Coleman vs. Ind. Dec. 31, 1995
5	(3x) Last: Darren Sproles at Pitt. Jan. 11, 2009

Most Yardage, Career

537	Darren Sproles, 2005-09
463	Andre Coleman, 1994-96
276	James Brooks, 1981-83

Most Yardage, Game

242	Andre Coleman vs. San Fran. Jan. 29, 1995
164	Darren Sproles at Pittsburgh Jan. 11, 2009
147	Leslie Duncan at Buffalo Dec. 26, 1964

Most Touchdowns, Career

1	Andre Coleman, 1994-96
---	------------------------

TEAM POSTSEASON RECORDS**POINTS SCORED**

Most, Quarter	24	at Miami Jan. 2, 1982 (10)
	21	vs. Boston Jan. 5, 1964 (10)
	17	at Denver Jan. 12, 2014
Most, Quarter, Opponent	21	at Miami Jan. 10, 1993 (20) Oakland Jan. 11, 1981 (10)
	20	at Miami Jan. 16, 1993 (20)
	17	at Miami Jan. 2, 1982 (20)
Most, Quarter, Both Teams	33	at Miami Jan. 16, 1993 (20)
	28	(4x) Last: at Pittsburgh Jan. 11, 2009 (40)
	24	(2x) Last: at Denver Jan. 12, 2014 (40)
Most, Game	51	vs. Boston Jan. 5, 1964
	41	at Miami Jan. 2, 1982 (OT)
	31	at Pittsburgh Jan. 9, 1983
Most, Game, Opponent	49	San Francisco Jan. 29, 1995
	38	at Miami Jan. 2, 1982 (OT)
	35	(2x) Last: at Pittsburgh Jan. 11, 2009
Most, Game, Both Teams	79	at Miami Jan. 2, 1982 (OT)
	75	vs. San Francisco Jan. 29, 1995
	61	(2x) Last: vs. Oakland, Jan. 11, 1981
Fewest, Game	0	at Miami Jan. 10, 1993
		vs. Buffalo Dec. 26, 1965
	3	vs. Houston Dec. 24, 1961
	7	(2x) Last: at Cincinnati, Jan. 10, 1992
Fewest, Game, Opponent	0	vs. Kansas City Jan. 2, 1993
	6	vs. Tennessee Jan. 6, 2008
	10	(3x) Last: at Cincinnati, Jan. 5, 2014
Fewest, Game, Both Teams	13	vs. Houston Dec. 24, 1961
	17	vs. Kansas City Jan. 2, 1993
	23	(2x) Last: vs. Tennessee Jan. 6, 2008

TOUCHDOWNS

Most, Game	7	vs. Boston Jan. 5, 1964
	5	at Miami Jan. 2, 1982 (OT)
	4	(2x) Last: at Indianapolis Jan. 13, 2008
Most, Game, Opponent	7	San Francisco Jan. 29, 1995
	5	(3x) Last: at Pittsburgh Jan. 11, 2009
	4	(4x) Last: at Miami Jan. 10, 1993
Most, Game, Both Teams	10	vs. San Francisco Jan. 29, 1995
		at Miami Jan. 2, 1982 (OT)
	8	(3x) Last: at Pittsburgh Jan. 11, 2009
	7	(3x) Last: at Indianapolis Jan. 13, 2008

POINTS AFTER TOUCHDOWN

Most, Game	6	vs. Boston Jan. 5, 1964
	5	at Miami Jan. 2, 1982 (OT)
	4	(2x) Last: at Indianapolis Jan. 13, 2008
Most, Game, Opponent	7	vs. San Francisco Jan. 29, 1995
	5	(3x) Last: at Pittsburgh Jan. 11, 2009
	4	(4x) Last: at Miami Jan. 10, 1993
Most, Game, Both Teams	10	vs. San Francisco Jan. 29, 1995
		at Miami Jan. 2, 1982 (OT)
	8	(2x) Last: at Pittsburgh Jan. 11, 2009
	7	(4x) Last: at Indianapolis Jan. 13, 2008

Most Two-Point Conversions, Game

2	vs. San Francisco, Jan. 29, 1995
---	----------------------------------

Most Two-Point Conversions, Game, Opponent

1	New England, Jan. 14, 2007
---	----------------------------

FIELD GOALS

Most, Game	3	at Houston, Jan. 1, 1961
	2	(6x) Last: at Cincinnati Jan. 5, 2014
	1	(10x) Last: at Denver Jan. 12, 2014
Most, Game, Opponent	4	at New England Jan. 20, 2008
	3	(2x) Last: New England, Jan. 14, 2007
	2	(6x) Last: vs. New York Jets Jan. 8, 2005
Most, Game, Both Teams	4	(3x) Last: at New England Jan. 20, 2008
	3	(7x) Last: at Cincinnati Jan. 5, 2014
	2	(10x) Last: at Denver Jan. 12, 2014

FIRST DOWNS

Most, Game	33	at Miami Jan. 2, 1982 (OT)
	29	at Pittsburgh Jan. 9, 1983
	28	vs. Miami Jan. 8, 1995
Most, Game, Opponents	29	at Miami Jan. 16, 1983
	28	vs. San Francisco Jan. 29, 1995
	27	at Cincinnati Jan. 5, 2014
Most, Game, Both Teams	58	at Miami Jan. 2, 1982 (OT)
	55	at Pittsburgh Jan. 9, 1983
	49	at Indianapolis Jan. 13, 2008
Fewest, Game	10	at Miami Jan. 10, 1993
	12	vs. Buffalo Dec. 26, 1965
	13	(2x) Last: at Denver Jan. 12, 2014
Fewest, Game, Opponents	14	(3x) Last: vs. New York Jets Jan. 17, 2010
	15	(2x) Last: Tennessee Jan. 6, 2008
	17	(5x) Last: vs. Indianapolis Jan. 3, 2009
Fewest, Game, Both Teams	26	Buffalo Dec. 26, 1965
	28	at Miami Jan. 10, 1993
	32	(2x) Last: vs. New York Jets Jan. 17, 2010

FIRST DOWNS, RUSHING

Most, Game	12	New England, Jan. 14, 2007
		Miami Jan. 8, 1995
	11	(5x) Last: vs. Indianapolis Jan. 3, 2009
	10	at Miami Jan. 2, 1982 (OT)
Most, Game, Opponent	15	at Miami Jan. 16, 1983
	13	(2x) Last: at Denver Jan. 12, 2014
	12	(2x) Last: at Pittsburgh Jan. 11, 2009
Most, Game, Both Teams	20	at Miami Jan. 16, 1983
	19	(2x) Last: at Cincinnati Jan. 10, 1982
	17	(3x) Last: at New England Jan. 20, 2008
Fewest, Game	1	(2x) Last: at Denver Jan. 12, 2014
	2	vs. New York Jets Jan. 17, 2010
	3	at Miami Jan. 10, 1993
Fewest, Game, Opponent	2	Miami, Jan. 8, 1995
	3	(3x) Last: New England Jan. 14, 2007
	4	(4x) Last: at Indianapolis Jan. 13, 2008
Fewest, Game, Both Teams	8	(3x) Last: vs. NY Jets Jan. 17, 2010
	9	vs. Buffalo Dec. 26, 1965
	11	vs. Tennessee Jan. 6, 2008

FIRST DOWNS, PASSING

Most, Game	21	at Miami Jan. 2, 1982 (OT)
	20	Indianapolis Dec. 31, 1995
	19	at Pittsburgh Jan. 9, 1983
Most, Game, Opponent	21	at Indianapolis Jan. 13, 2008
		at Miami Jan. 2, 1982 (OT)
	20	at Cincinnati Jan. 5, 2014
	19	at Pittsburgh Jan. 9, 1983
Most, Game, Both Teams	42	at Miami Jan. 2, 1982
	38	at Pittsburgh Jan. 9, 1983
	35	at Indianapolis Jan. 13, 2008
Fewest, Game	7	(5x) Last: at Miami Jan. 10, 1993
	8	(2x) Last: at Pittsburgh Jan. 15, 1995
	9	(4x) Last: at Cincinnati Jan. 5, 2014
Fewest, Game, Opponent	5	vs. Houston Dec. 29, 1979
	6	vs. New York Jets Jan. 17, 2010
	8	(4x) Last: at Pittsburgh Jan. 11, 2009
Fewest, Game, Both Teams	15	at Buffalo Dec. 26, 1964
	16	(3x) Last: at Miami Jan. 10, 1993
	17	(2x) Last: vs. Kansas City Jan. 2, 1993

TOTAL NET YARDS GAINED

Most, Game	601	Boston Jan. 5, 1964
	564	at Miami Jan. 2, 1982 (OT)
	479	at Pittsburgh Jan. 9, 1983
Most, Game, Opponent	466	at Miami Jan. 2, 1982 (OT)
	449	San Francisco Jan. 29, 1995
	446	at Indianapolis Jan. 13, 2008
Most, Game, Both Teams	1030	at Miami Jan. 2, 1982 (OT)
	901	at Pittsburgh Jan. 9, 1983
	862	Boston Jan. 5, 1964

NET YARDS GAINED RUSHING

Most, Game	309	Boston Jan. 5, 1964
	202	Miami Jan. 8, 1995
	196	at Cincinnati Jan. 5, 2014
Most, Game, Opponent	219	at Buffalo Dec. 26, 1964
	214	at Miami Jan. 16, 1983
	178	Indianapolis Dec. 31, 1995
Most, Game, Both Teams	384	Boston Jan. 5, 1964
	343	at Buffalo Dec. 26, 1964
	323	Indianapolis Dec. 31, 1995

NET YARDS GAINED PASSING

Most, Game	415	at Miami Jan. 2, 1982 (OT)
	351	Oakland Jan. 11, 1981
	333	at Pittsburgh Jan. 9, 1983
Most, Game, Opponent	402	at Indianapolis Jan. 13, 2008
	388	at Miami Jan. 2, 1982 (OT)
	349	at Pittsburgh Jan. 15, 1995
Most, Game, Both Teams	803	at Miami Jan. 2, 1982 (OT)
	714	at Indianapolis Jan. 13, 2008
	658	at Pittsburgh Jan. 9, 1983



YEAR-BY-YEAR STATISTICS

Eric Weddle, a defensive team captain, went to the Pro Bowl for the second time in his career in 2013 after a season in which he led the Chargers with 114 tackles.

Photo: Mike Nowak

2009 FINAL STATISTICS



13-3 Overall | First AFG West - Norv Turner Home (6-2); Away (7-1); Postseason (0-1)

Date	W/L	Score	Opponent	Air.
03/14	L	24-20	at Oakland	61,940
03/20	L	26-31	Baltimore *	65,882
03/27	L	23-13	Miami *	67,230
10/04	L	26-39	at Pittsburgh	64,045
10/19	L	23-34	Denver *	69,615
10/25	W	37-7	at Kansas City	69,337
11/01	W	24-16	Oakland *	67,016
11/08	W	21-20	at New York Giants	78,774
11/15	W	31-23	Philadelphia *	68,879
11/22	W	32-3	at Denver	74,707
11/29	W	43-14	Kansas City *	65,280
12/06	W	30-23	at Cleveland	67,978
12/13	W	20-17	at Dallas	90,552
12/20	W	27-24	at Cincinnati *	68,889
12/25	W	42-17	at Tennessee	69,143
01/03	W	23-20	Washington *	67,554
AFG Divisional Playoffs				
01/17	L	14-17	New York Jets *	69,498

Team Statistics	San Diego	Opponent
Total First Downs	330	309
Rushing	80	112
Passing	222	177
Penalty	28	20
Third Down, Made/Att	63/167	62/203
44.4%		40.4%
Fourth Down, Made/Att	5/10	10/20
50.0%		50.0%
Total Net Yards	5761	5232
Avg. Per Game	360.1	327.0
Total Plays	972	991
Avg. Per Play	5.9	5.3
Net Yards Rushing	1423	1884
Avg. Per Game	88.9	117.8
Total Rushes	427	422
Net Yards Passing	4338	3348
Avg. Per Game	271	209.3
Sacked/Yards Lost	26/169	35/221
Cross Yards	4506	3569
Attempts/Completions	519/336	534/325
Completion Pct.	64.7%	61.0%
Had Intercepted	10	14
Punts/Average	52/45.0	63/43.0
Net Punting Avg.	39.2	37.6
Penalties/Yards	76/570	103/795
Fumbles/Ball Lost	14/7	24/11
Touchdowns	51	35
Rushing	17	10
Passing	29	23
Returns	5	2
Time of Possession	29:58	30:02

Score by Quarters	Q1	Q2	Q3	Q4	OT	PTS.
Chargers	103	120	107	124	0	454
Opponents	51	98	57	114	0	320

Scoring	TD	RU	PA	RT	PAT	FG	PTS.
Keating	0	0	0	0	50/51	32/35	145
Tomlinson	12	12	0	0	0/0	0/0	72
Jackson	9	0	9	0	0/0	0/0	54
Sproles	8	3	4	1	0/0	0/0	49
Gates	8	0	8	0	0/0	0/0	48
Tolbert	4	1	3	0	0/0	0/0	24
Hester	2	0	0	2	0/0	0/0	12
Naanee	2	0	2	0	0/0	0/0	12
Oliver	1	0	0	1	0/0	0/0	6
Chambers	1	0	1	0	0/0	0/0	6
Floyd	1	0	1	0	0/0	0/0	6
Wilson	1	0	1	0	0/0	0/0	6
Weddie	1	1	0	1	0/0	0/0	6
Rivers	1	1	0	0	0/0	0/0	6
Chargers	51	17	29	5	50/51	32/35	454
Opponents	35	10	23	2	33/33	23/29	320

P-P: Conversions: Chargers 0-0 Opponents 1-2

Sacks: Phillipus 7.0, Merriam 4.0, Boone 3.0, Burnett 2.5, Siler 2.0, Gregory 2.0, Harris 2.0, Castillo 2.0, English 2.0, Weddie 1.5, Ellison 1.0, Oliver 1.0, Nwagwujo 1.0, Dobbins 1.0, Scott 1.0, Cesaire 1.0. **Chargers: 34.0**, Opponents: 26.0

Passing	Air.	Comp.	Yds.	Comp.%	Yds./Air.	TD	TD%	Int.	Int.%	Long	Sack/Lost	Rating
Plivers	486	317	4254	65.2%	6.8	28	5.8%	9	1.9%	81t	25/167	1044
E.Voiek	31	20	231	64.5%	7.5	1	3.2%	1	3.2%	50	1/1	84.2
L.Naanee	1	1	21	100.0%	21.0	0	0.0%	0	0.0%	21	0/0	118.8
L.Tomlinson	1	0	0	0.0%	0.0	0	0.0%	0	0.0%	0	0/0	39.6
Chargers	519	338	4506	65.1%	8.7	29	5.6%	10	1.9%	81t	26/168	103.1
Opponents	534	326	3569	61.0%	6.7	23	4.3%	14	2.6%	84	35/221	84.2

Rushing	No.	Yds.	Avg.	Long	TD
Tomlinson	223	730	3.3	36	12
Sproles	93	343	3.7	21	3
Tolbert	25	148	5.9	32	1
Hester	21	74	3.5	15	0
Bennett	23	65	2.8	14	0
Rivers	26	50	1.9	15	1
Jackson	3	11	3.7	12	0
Naanee	1	7	2.3	10	0
Davis	1	4	4.0	4	0
Voiek	9	9	1.0	1	0
Chargers	427	1423	3.3	36	17
Opponents	422	1884	4.5	36	10

Receiving	No.	Yds.	Avg.	Long	TD
Gates	79	1157	14.6	56	8
Jackson	68	1167	17.2	55	9
Floyd	66	776	11.7	53	1
Sproles	45	487	10.8	61t	4
Naanee	24	242	10.1	23	2
Tomlinson	20	154	7.7	36	0
Tolbert	17	192	11.3	66t	3
Chambers	9	122	13.6	20	1
Hester	9	24	2.7	5	0
Bennett	6	65	10.8	33	0
Davis	6	52	8.7	11	0
Wilson	4	28	7.0	21	1
Oswood	1	17	17.0	17	0
Chargers	338	4506	13.3	61t	29
Opponents	326	3569	10.9	84t	23

Interceptions	No.	Yds.	Avg.	Long	TD
Jammer	3	25	8.3	21	0
Cromartie	3	17	5.7	16	0
Weddie	2	44	22.0	31	1
Cason	2	22	11.0	22	0
Oliver	1	34	34.0	34	0
Dobbins	1	13	13.0	13	0
Gregory	1	13	13.0	13	0
Siler	1	5	5.0	5	0
Chargers	14	173	12.4	34	1
Opponents	10	88	8.8	33	0

Punting	No.	Yds.	Avg.	Net	TB	I-20	Lg.	B
Scottie	52	2342	45.0	39.2	2	23	65	0
Chargers	52	2342	45.0	39.2	2	23	65	0
Opponents	62	2711	43.0	37.6	8	21	69	1

Punt Returns	Ret.	FG	Yds.	Avg.	Lg.	TD
Sproles	26	12	183	7.0	71t	1
Davis	0	1	0	0	0	0
Chargers	26	13	183	7.0	71t	1
Opponents	23	16	265	11.5	71t	1

Kickoff Returns	Ret.	Yds.	Avg.	Long	TD
Sproles	54	1300	24.1	66	0
Davis	4	79	19.9	23	0
Cromartie	3	41	13.7	22	0
Wilson	1	13	13.0	13	0
Hester	1	9	9.0	9	0
Chargers	63	1442	22.9	66	0
Opponents	87	1909	21.9	93t	1

Field Goals	1-19	20-29	30-39	40-49	50+
Keating	2/2	17/17	4/4	6/8	3/4
Chargers	2/2	17/17	4/4	6/8	3/4
Opponents	1/1	12/12	7/7	5/8	0/1

Keating (479) (219; 226; 236; 256) (256; 416; 236; 266) (1) (206; 446; 506; 556) (206; 436; 396; 186) (266) (1) (296) (286; 476; 296; 166) (556; 236) (326; 426; 226) (296; 346) (336; 526) (1) (1476; 246; 456)

Defensive Tackles (solo-ast-total-pd-ft-ft) Cooper 78-41-119-8-31-2, Burnett 58-25-83-2-0-0-6, Weddie 63-13-82-4-0-0-4, Phillips 56-15-71-4-0-1, Siler 51-16-67-3-0-1-7, Gregory 49-14-63-6-0-2-4, Dobbins 38-18-57-0-1-0-4, Jammer 45-9-54-10-1-0-1, Ellison 42-6-50-2-0-0-2, Merriam 34-12-46-0-0-0-5, Oliver 30-6-38-2-0-1-1, Castillo 21-17-38-0-1-0-4, Cromartie 33-3-36-6-0-0-0, English 23-11-34-0-1-1-3, Cesaire 17-15-32-1-1-1-2, Cason 26-3-29-1-0-0-0, Johnson 14-13-27-0-0-2, Nwagwujo 17-6-25-2-0-1-0, Boone 14-7-21-2-0-0-4, Scott 15-4-19-2-0-0-3, Han 9-4-13-0-0-0-0, Harris 5-2-7-0-0-0-2, Spillman 5-2-7-0-0-0-1, Williams 3-1-4-0-0-0-1, Baray 2-2-4-0-0-0-0, Marini 2-2-4-0-0-0-0, Tucker 2-0-2-0-0-0-0, Coleman 1-0-1-0-0-0-1, Holt 1-0-1-0-0-0-1, Hughes 1-0-1-0-0-0-0

Special Teams Tackles (solo-ast-total) Tolbert 16-6-22, Dispod 13-15, Oliver 6-4-12, Siler 8-3-11, Cason 10-0-10, Holt 7-3-9, Hester 7-0-7, Binn 5-1-6, Wilson 3-2-5, Spillman 2-3-5, Burnett 3-1-4, Dobbins 2-2-4, Naanee 2-4, English 3-0-3, Gregory 3-0-3, Bennett 2-0-2, Tomlinson 2-0-2, Keating 2-0-2, Tucker 2-0-2, Harris 1-1-2, Floyd 1-0-1, Baray 1-0-1, Hart 1-0-1, Hughes 1-0-1, Jammer 1-0-1

2008 FINAL STATISTICS

**(8-8 Overall) First AFC West - Norv Turner
Home (5-3); Away (3-5); Postseason (1-1)**

Date	W/L	Score	Opponent	Aft.
09/07	L	24-26	Carolina *	6:05
09/14	L	36-59	at Denver	75:36
09/22	W	46-29	New York Jets *	68:22
09/28	W	28-18	at Oakland	61:08
10/05	L	10-17	at Miami	65:03
10/12	W	30-10	New England *	69:04
10/19	L	14-23	at Buffalo	75:02
10/26	L	32-37	at New Orleans	63:22
11/09	W	20-19	Kansas City *	67:50
11/16	L	10-11	at Pittsburgh	62:05
11/23	L	20-23	Indianapolis *	68:42
11/30	L	16-22	Atlanta *	67:00
12/04	W	34-7	Oakland *	69:07
12/14	W	22-21	at Kansas City	73:42
12/21	W	41-24	at Tampa Bay	64:78
12/28	W	52-21	Denver *	69:30

AFC Wild Card Playoffs

01/03	W	23-17 (OT)	Indianapolis *	68:02
-------	---	------------	----------------	-------

AFC Divisional Playoffs

01/11	L	24-35	at Pittsburgh	63:89
-------	---	-------	---------------	-------

Team Statistics

	Chargers	Opponents
Total First Downs	300	338
Rushing	92	99
Passing	191	219
Penalty	18	28
3rd Down: Made/Atr	69/194	84/207
3rd Down Pct.	45.9%	40.6%
4th Down: Made/Atr	8/10	13/24
4th Down Pct.	72.7%	54.2%
time of Possession	28:53	31:07
Total Net Yards	5584	5599
Avg. Per Game	349.0	349.9
Total Plays	924	1041
Avg. Per Play	6.0	5.4
Net Yards Rushing	1726	1841
Avg. Per Game	107.9	102.6
Total Rushes	421	408
Net Yards Passing	3858	3858
Avg. Per Game	2411	2474
Sacked/Yards Lost	25/151	28/132
Gross Yards	4009	4090
Attempts/Completions	478/312	605/401
Completion Pct.	65.3%	67.9%
Had Intercepted	11	15
Points/Average	51/45.7	60/43.9
Net Punting Avg.	40.9	38.7
Penalties/Yards	95/748	78/738
Fumbles/Ball Lost	18/9	19/9
Touchdowns	51	39
Rushing	13	11
Passing	34	25
Returns	4	3

Score by Quarters

Chargers	Q1	Q2	Q3	Q4	OT	PTS.
Opponents	77	126	84	152	0	439
	64	141	59	83	0	347

Scoring

TD	RU	PA	RT	PAT	FG	S	PTS.	
Keating	0	0	0	46/46	27/32	0	127	
Tomlinson	12	11	0	0/0	0/0	0	72	
Gates	8	8	0	0/0	0/0	0	48	
Sproles	7	1	5	1	0/0	0	44	
Jackson	7	0	7	0	0/0	0	42	
Chambers	5	0	5	0	0/0	0	30	
Floyd	4	0	4	0	0/0	0	24	
Manumaleuna	2	0	2	0	0/0	0	12	
Hester	2	1	1	0	0/0	0	12	
Tolbert	1	0	1	0	0/0	0	6	
Cason	1	0	0	1	0/0	0	6	
Cromarie	1	0	0	1	0/0	0	6	
Weddie	1	0	0	1	0/0	0	6	
Naanee	0	0	0	0	0/0	1	2	
Chargers	51	13	34	4	46/46	27/32	2	439
Opponents	39	11	25	3	30/33	24/31	2	347

2-P. Conversions: Chargers 2-5; Opponents 2-6

Sacks

Phillips 7.5, Tucker 5.5, Harris 2.5, Casare 2.0, Olishansky 2.0, Cooper 1.5, Castillo 1.5, Bingham 1.5, Weddie 1.0, Applewhite 0.5. **Chargers: 28.0; Opponents: 24.0**

Passing

Plays	Aft.	Comp.	Yds.	Comp.%	Yds./Att.	TD	TD%	Int.	Int.%	Long	Sack/Lost	Rating
Chargers	478	312	4009	65.3%	8.4	34	7.1%	11	2.3%	67	25/151	105.6
Opponents	605	411	4090	67.9%	6.8	25	4.1%	15	2.5%	71	28/132	90.3

Rushing

No.	Yds.	Avg.	Long	TD
Tomlinson	282	1110	3.9	45
Sproles	61	330	5.4	37
Hester	19	95	5.0	28
Rivers	9	84	2.7	11
Jackson	4	69	17.3	31
Tolbert	13	37	2.8	11
Chambers	1	1	1.0	1
Chargers	421	1726	4.1	45
Opponents	408	1641	4.0	49

Receiving

No.	Yds.	Avg.	Long	TD
Gates	60	704	11.7	34
Jackson	59	1098	18.6	60
Tomlinson	52	426	8.2	32
Chambers	33	462	14.0	48
Sproles	29	342	11.8	68
Floyd	27	465	17.2	49
Manumaleuna	15	127	8.5	17
Tolbert	13	171	13.2	67
Hester	12	91	7.6	16
Naanee	8	64	8.0	18
Davis	4	59	14.8	20
Chargers	312	4009	12.8	67
Opponents	411	4090	10.0	71

Interceptions

No.	Yds.	Avg.	Long	TD
Cooper	4	11	2.8	0
Cason	2	69	34.5	59
Cromarie	2	66	33.0	52
Janner	2	2	1.0	2
Wilhelm	1	8	8.0	8
Castillo	1	4	4.0	4
Doobins	1	4	4.0	4
Weddie	1	3	3.0	3
Oliver	1	0	0.0	0
Chargers	15	167	11.1	59
Opponents	11	189	17.2	50

Punting

No.	Yds.	Avg.	Net	TB	50+	Lg.	B
M.Scafres	51	2332	45.7	40.9	5	19	67
Chargers	51	2332	45.7	40.9	5	19	67
Opponents	60	2633	43.9	38.7	2	26	70

Punt Returns

Ret.	FC	Yds.	Avg.	Lg.	TD
Sproles	22	12	249	11.3	43
Davis	2	0	15	7.5	10
Cromarie	1	0	4	4.0	4
Weddie	1	1	1	1.0	1
Chargers	26	13	269	10.3	43
Opponents	23	12	146	6.3	32

Kickoff Returns

Ret.	Yds.	Avg.	Long	TD
Sproles	53	1376	26.0	103
Hester	3	42	14.0	20
Cromarie	3	37	12.3	26
Manumaleuna	2	14	7.0	9
Gordon	1	18	18.0	18
Naanee	0	-2	0	-2
Chargers	62	1485	24.0	103
Opponents	86	1843	22.6	94

Field Goals

Att.	Made	Yds.	Avg.	Long	TD
Keating	0/0	13/13	10/10	31/8	1/1
Chargers	0/0	13/13	10/10	31/8	1/1
Opponents	0/0	6/6	8/9	8/10	2/6

Keating: (276) (346; 216; 293) (386; 496) (44N; 286; 47N; 476) (346) (256; 44N; 356; 236) (1) (336; 246; 316) (346; 266) (42N; 236) (356; 476) (438; 286) (200; 396) (326) (286; 576) (286)

Defensive Tackles (solo-ast-total-pd-ft-fr-rt) Cooper 84-52-136-6-0-0-6, Weddie 109-135-26-0-1-3, Janner 74-17-81-19-3-2-4, Phillips 55-33-88-4-1-1-15, Hart 49-34-83-8-2-2-2, Doobins 42-36-78-4-2-0-1, Wilhelm 45-23-66-3-0-1-1, Williams 41-26-67-3-0-1-0, Cromarie 57-64-9-0-1-0, Olishansky 26-28-54-0-0-3, Castillo 25-28-53-1-0-0-6, Cason 44-8-52-1-0-3, Tucker 30-13-43-1-0-1-3, Bingham 17-20-37-0-0-3-3, Smith 15-20-35-0-0-0-0, Harris 17-15-32-0-2-1-4, Casare 14-16-30-0-0-2-0, Gregory 24-5-29-4-0-0-1, Applewhite 12-7-19-0-0-1, Siler 8-4-12-0-0-0-3, Oliver 7-2-9-1-0-0-0, Gordon 7-1-8-1-0-0-0, Merriman 1-3-4-0-0-0-1, Waters 0-3-0-0-0-0, Scott 0-1-1-0-0-0-0

Special Teams Tackles (solo-ast-total) Osgood 16-1-17, Siler 11-4-15, Cason 9-6-15, Hester 5-6-14, Doobins 11-2-13, Naanee 9-1-11, Applewhite 9-0-9, Harris 5-1-6, Binn 4-0-4, Gregory 4-0-4, Gordon 2-2-4, Floyd 3-0-3, Waters 3-0-3, Janner 2-0-2, Keating 2-0-2, Weddie 2-0-2, Bame 1-0-1, Hardwick 1-0-1, Scafres 1-0-1, Wilhelm 1-0-1, Tucker 1-0-1, Wilson 0-1-1



2007 FINAL STATISTICS

(11-5 Overall) First AFC West - Norv Turner Home (7-3; Away (4-4); Postseason (2-1))

Date	W/L	Score	Opponent
03/09	L	14-3	Chicago*
03/16	L	14-39	at New England
09/23	L	24-31	at Green Bay
09/30	L	16-30	Kansas City*
10/07	W	41-3	at Denver
10/14	W	28-14	Oakland*
10/28	W	35-10	Houston*
11/04	L	17-35	at Minnesota
11/11	W	23-21	Indianapolis*
11/18	L	17-24	at Jacksonville
11/25	W	32-14	Baltimore*
12/02	W	24-10	at Kansas City
12/09	W	23-17 (OT)	at Tennessee
12/16	W	51-14	Detroit*
12/24	W	23-3	Denver*
12/30	W	30-17	at Oakland

AFC Wild Card Playoffs

01/06	W	17-6	Tennessee*
-------	---	------	------------

AFC Divisional Playoffs

01/13	W	28-24	at Indianapolis
-------	---	-------	-----------------

AFC Championship Game

01/20	L	12-21	at New England
-------	---	-------	----------------

Team Statistics

TOTAL FIRST DOWNS

Rushing	104
Passing	158
Penalty	16
3rd Down Made/Att	64/124
3rd Down Pct.	.393
4th Down Made/Att	6/10
4th Down Pct.	.600

TIME OF POSSESSION

TOTAL NET YARDS

Avg. Per Game	315.3
Total Plays	380
Avg. Per Play	5.1

NET YARDS RUSHING

Avg. Per Game	203.9
Total Rushes	1274
Avg. Per Rush	4.65

NET YARDS PASSING

Avg. Per Game	300.5
Sacked/Yards Lost	18/78
Gross Yards	3175
Att./Completions	47/261
Completion Pct.	.597
Had Intercepted	16

PLUNTS/INTERFERENCE

NET PUNTING AVG.	62/45.5
PENALTIES/YARDS	82/39.6
FUMBLES/BALL LOST	14/761
TOUCHDOWNS	17/8

RETURNING

Rushing	49
Passing	19
Returns	22

Score by Quarters

Chargers	01	02	03	04	OT	P.T.S.
Opponents	119	116	93	78	6	412

Scoring

Player	TD	RU	PA	RT	PAT	FG	S	P.T.S.
Kaeding	0	0	0	0	46/46	24/27	0	116
Tomlinson	18	15	3	0	0/0	0/0	0	108
Gates	9	0	9	0	0/0	0/0	0	54
Chambers	4	0	4	0	0/0	0/0	0	24
Sproles	4	2	0	2	0/0	0/0	0	24
Cromarie	3	0	0	3	0/0	0/0	0	18
V. Jackson	3	0	3	0	0/0	0/0	0	18
Davis	1	0	1	0	0/0	0/0	0	6
Manumaleuna	1	0	1	0	0/0	0/0	0	6
Neal	1	0	1	0	0/0	0/0	0	6
Phillips	1	0	0	1	0/0	0/0	0	6
Rivers	1	1	0	0	0/0	0/0	0	6
Siler	1	0	0	1	0/0	0/0	0	6
Tucker	1	0	0	1	0/0	0/0	0	6
Turner	1	1	0	0	0/0	0/0	0	6
Chargers	49	19	22	8	46/46	24/27	0	412
Opponents	35	11	20	4	33/33	13/19	0	284

2-Pt. Conversions: Chargers 0-2, Opponents 1-2

Sacks: Merriman 12.5, Phillips 8.5, Osharsky 3.5, Tucker 3.5, Castillo 2.5, Cesaire 2.5, Cooper 2, Bingham 1.5, Harris 1.5, Hart 1, Polk 1, Weddle 1, Wilhelm 1. **Chargers 42**, Opponents 24

Fumbles/Lost: Rivers 11/6, Chambers 1/0, Davis 1/0, Neal 1/0, Sproles 1/0, Turner 1/1, Voleik 1/1

Passing

Player	Att.	Comp.	Yds.	Comp. %	Yds./Att.	TD	TD%	Int.	Int. %	Long	Sack/Lost	Rating
Rivers	450	277	3152	.615	7.00	21	.046	15	.033	491	22/163	82.4
Voleik	10	3	6	.300	0.60	0	0.000	1	.100	4	2/7	0.0
Tomlinson	1	1	17	1.000	17.00	1	1.000	0	0.000	17	0/0	158.3
Chargers	471	281	3175	.597	6.74	22	.047	16	.034	491	24/170	81.3
Opponents	555	339	3684	.609	6.64	22	.039	30	.054	571	42/272	70.0

Rushing	No.	Yds.	Avg.	Long	TD
Tomlinson	315	1474	4.7	49	15
Turner	71	316	4.5	74	1
Sproles	37	164	4.4	34	2
Rivers	29	33	1.1	10	1
Neal	13	32	2.5	10	0
Chambers	2	17	8.5	9	0
Davis	3	9	3.0	6	0
Pinnock	4	1	0.3	5	0
Voleik	11	-7	-0.6	0	0
Chargers	485	2039	4.2	74	19
Opponents	416	1712	4.1	64	11

Receiving	No.	Yds.	Avg.	Long	TD
Gates	75	984	13.1	49	9
Tomlinson	60	475	7.9	36	3
V. Jackson	41	623	15.2	45	3
Chambers	35	555	15.9	44	4
Davis	20	188	9.4	18	1
Manumaleuna	10	86	8.6	40	1
Sproles	10	31	3.1	14	0
Naseem	8	69	8.6	22	0
Neal	6	23	3.8	9	1
Floyd	6	97	13.9	25	0
Turner	4	16	4.0	12	0
Osopod	2	23	11.5	15	0
Pinnock	1	5	5.0	5	0
Chargers	281	3175	11.3	49	22
Opponents	338	3684	10.9	57	20

Interceptions	No.	Yds.	Avg.	Long	TD
Cromarie	10	144	14.4	70	1
Hart	5	73	14.6	22	0
McCree	3	20	6.7	19	0
Wilhelm	3	11	3.7	7	0
Phillips	2	36	18.0	18	1
Cooper	2	23	11.5	18	0
Florence	2	4	2.0	4	0
Jammer	1	0	0.0	0	0
Osharsky	1	0	0.0	0	0
Weddle	1	0	0.0	0	0
Chargers	30	311	10.4	70	2
Opponents	16	283	17.7	65	2

Punting	No.	Yds.	Avg.	Net	TB	1-20	Lg.	B
Scotties	81	3735	46.1	39.6	9	36	70	1
Chargers	82	3735	45.5	39.6	9	36	70	1
Opponents	69	2961	42.9	37.4	5	16	81	0

Punt Returns	Ret.	FC	Yds.	Avg.	Lg.	TD
Sproles	24	2	229	9.5	45	1
Davis	6	6	52	8.7	24	0
Osopod	2	0	0	0.0	0	0
Chargers	32	8	281	8.8	45	1
Opponents	29	19	311	10.7	54	0

Kickoff Returns	Ret.	Yds.	Avg.	Long	TD
Sproles	37	1008	27.2	68	1
Turner	6	139	23.2	28	0
Cromarie	3	67	22.3	26	0
Manumaleuna	1	6	6.0	6	0
Neal	1	4	4.0	4	0
Chargers	48	1224	25.5	89	1
Opponents	75	1666	20.9	62	0

Field Goals	1-19	20-29	30-39	40-49	50+
Kaeding	0/0	11/11	5/6	7/8	1/2
Chargers	0/0	11/11	5/6	7/8	1/2
Opponents	0/0	6/8	2/2	4/7	1/2

Kaeding (338) 1 (1) (445) (245,516,386) (286,455) (50N) 1 (386) (336) (236) (276,466,416,416) (256, 45N) (20G) (226,220,45G) (40G,236,296) (366,396, 24G)

Defensive Tackles (solo-ast-total-pd-ft-fr-rt) Cooper 89-0-179-6-2-2-3, Wilhelm 78-66-144-4-0-0-4, Hart 77- 32-109-9-0-1-4, Merriman 63-33-96-5-1-2-9, Phillips 62-25-87-5-3-0-2, McCree 51-24-75-6-11-0, Osharsky 32-37-69-3-3-0-2, Jammer 56-10-66-10-0-1-1, Florence 54-12-66-10-0-1-3, Bingham 32-26-58-0-0-0-0, Williams 34-19-63-2-1-1-3, Cesaire 25-25-60-3-0-1-1, Weddle 41-7-48-6-0-0-3, Cromarie 33-8-41-8-0-1-0, Castillo 21-18-39-1-0-0-2, McKinney 15-20-35-1-0-0-1, Polk 14-11-25-1-0-0-1, Harris 8-11-19-0-0-1-0, Dobbins 9-7-16-1-0-0-0, Gordon 4-4-8-1-0-0-1, Tucker 5-2-7-0-2-1-0, Siler 2-4-6-0-0-0-1, Gregory 2-0-2-1-0-0-0

Special Teams Tackles (solo-ast-total) Siler 18-3-21, Osopod 12-2-14, Dobbins 11-4-12, Polk 11-1-12, Gregory 8-1-8, Gordon 6-2-8, Harris 6-2-8, Cromarie 6-1-7, Tucker 6-0-6, Weddle 6-0-6, Hart 3-0-3, Pinnock 2-1-3, Turner 2-1-3, McCree 2-0-2, Kaeding 1-0-1, Rayner 1-0-1, Naseem 0-1-1

2006 FINAL STATISTICS

(14-2 Overall) First AFG West - Marty Schottenheimer Home (8-0); Away (6-2); Postseason (0-1)

Date	W/L	Score	Opponent	Att.
09/11	W	27-0	at Oakland	62,578
09/17	W	40-7	Tennessee*	54,344
10/01	L	13-16	at Baltimore	70,743
10/08	W	23-13	Pittsburgh*	67,837
10/15	W	48-19	at San Francisco	68,137
10/22	L	27-30	at Kansas City	77,752
10/29	W	38-24	St. Louis*	66,588
11/05	W	32-25	Cleveland*	65,558
11/12	W	49-41	at Cincinnati	65,917
11/19	W	35-27	at Denver	76,723
11/26	W	21-14	Oakland*	66,105
12/03	W	24-21	at Buffalo	63,361
12/10	W	46-20	Denver*	67,544
12/17	W	20-9	Kansas City*	66,533
12/24	W	20-17	at Seattle	68,114
12/31	W	27-20	Arizona*	66,492

AFG Divisional Playoffs

01/04	L	21-24	New England*	68,810
-------	---	-------	--------------	--------

Team Statistics

TOTAL FIRST DOWNS	Chargers	Opponents
Rushing	321	285
Passing	137	87
Penalty	169	178
3rd Down: Made/Att	15	20
3rd Down Pct.	92/213	78/213
4th Down: Made/Att	432	366
4th Down Pct.	8/11	6/17
TIME OF POSSESSION	5:45	3:53
TOTAL NET YARDS	28129	28211
Avg. Per Game	58.40	48.25
Total Plays	365.0	301.6
Avg. Per Play	101.6	96
NET YARDS RUSHING	57	49
Avg. Per Game	2578	163
Total Rushes	161	100.8
NET YARDS PASSING	522	366
Avg. Per Game	3262	3212
Sacked/Yards Lost	203.9	200.8
Gross Yards	28160	61/351
Att./Completions	3412	3563
Completion Pct.	466/267	538/307
Had Intercepted	616	571
PUNTS/AVERAGE	9	16
NET PUNTING AVE.	69/41.9	68/44.6
PENALTIES/YARDS	69/382	68/39.5
FUMBLE/BALL LOST	30/781	67/763
TOUCHDOWNS	19	28/12
Rushing	16	33
Passing	32	13
Returns	24	19
	3	1

Score by Quarters

Chargers	Q1	Q2	Q3	Q4	OT	PTS.
Opponents	85	137	94	176	0	492
	66	74	81	82	0	303

Scoring

	TD	RU	PA	RT	PAT	FG	S	PTS.
Tomlinson	31	28	3	0	0/0	0	0	186
Keating	0	0	0	0	50/58	28/29	0	136
Gates	9	0	9	0	0/0	0/0	0	54
Jackson	6	0	6	0	0/0	0/0	0	38
Floyd	3	0	3	0	0/0	0/0	0	18
Marumaleuna	3	0	3	0	0/0	0/0	0	18
Turner	2	2	0	0	0/0	0/0	0	12
Dobbins	1	0	0	1	0/0	0/0	0	6
Harris	1	0	0	1	0/0	0/0	0	6
McCree	1	0	0	1	0/0	0/0	0	6
Neal	1	1	0	0	0/0	0/0	0	6
Whitehurst	1	1	0	0	0/0	0/0	0	6
Chargers	59	32	24	3	58/58	26/29	0	492
Opponents	53	13	19	1	32/33	23/26	2	303

2-PT. Conversions: Jackson, Chargers 1-1 Opponents 0-1

Sacks: Merriman 17, Phillips 11.5, Castillo 7, Cesaire 4, Godfrey 4, Harris 3, Cooper 2.5, Edwards 2.5, Polk 2, Williams 2, Bingham 1.5, Dishansky 1.5, Robinson 1.5, McCree 1. **Chargers 61 Opponents 28**

Special Teams Tackles (solo-asst-total): Hart 20-2-22, Polk 15-4-18, Dobbins 16-2-16, Wilhelm 12-3-15, Gregory 8-4-12, Cromarie 8-2-10, Osypow 7-2-9, Keating 5-0-5, Binn 4-1-5, Cooper 3-3-4, Camarillo 3-0-3, Turner 3-0-3, Jue 2-1-3, Edwards 2-0-2, Jammer 2-0-2, Floyd 1-0-1, Harris 1-0-1, Keel 1-0-1, Jackson 0-1-1

Passing

	Att.	Comp.	Yds.	Comp.%	Yds./Att.	TD	TD%	Int.	Int.%	Long	Sack/Lost	Rating
Rivers	460	284	3388	61.7	7.37	22	4.8	9	2.0	571	27/44	92.0
Tomlinson	3	2	20	66.7	6.67	2	66.7	0	0.0	191	0/0	125.0
Volek	2	1	4	50.0	2.00	0	0.0	0	0.0	4	1/6	56.3
Scifres	1	0	0	0.0	0.00	0	0.0	0	0.0	0	0	39.6
Chargers	466	287	3412	61.6	7.32	24	5.2	9	1.9	571	28/150	93.0
Opponents	538	307	3563	57.1	6.62	19	3.5	16	3.0	741	61/351	76.6

Rushing	No.	Yds.	Avg.	Long	TD
Tomlinson	348	1815	5.2	851	28
Turner	80	502	6.3	73	2
Neal	29	140	4.8	43	1
Rivers	48	49	1.0	15	0
Pinnock	4	25	6.3	16	0
Parker	2	19	9.5	18	0
Jackson	3	16	5.3	8	0
Whitehurst	2	13	6.5	141	1
McCardell	1	8	8.0	8	0
Marumaleuna	1	1	1.0	1	0
Volek	3	3	-1.0	-1	0
Scifres	1	7	-1.0	-1	0
Chargers	522	2578	4.9	851	32
Opponents	386	1813	4.2	51	13

Receiving	No.	Yds.	Avg.	Long	TD
Gates	71	924	13.0	571	9
Tomlinson	56	508	9.1	51	3
Parker	48	659	13.7	38	0
McCardell	36	437	12.1	28	0
Jackson	27	453	16.8	55	6
Neal	17	63	4.9	21	0
Floyd	15	210	14.0	451	3
Marumaleuna	14	91	6.5	19	3
Turner	3	47	15.7	30	0
Chargers	287	3412	11.9	571	24
Opponents	307	3563	11.6	741	19

Interceptions	No.	Yds.	Avg.	Long	TD
Jammer	4	57	14.3	35	0
Hart	3	57	12.3	22	0
Florence	3	24	8.0	23	0
Edwards	3	11	3.7	8	0
Merriman	1	10	10.0	10	0
Castillo	1	1	1.0	1	0
McCree	1	0	0.0	0	0
Chargers	16	140	8.8	35	0
Opponents	9	105	11.7	311	1

Punting	No.	Yds.	Avg.	Net	TD	I-20	I-30	Lg.	B
Scifres	69	2893	41.9	38.2	2	35	71	0	0
Chargers	69	2893	41.9	38.2	2	35	71	0	0
Opponents	88	3823	44.6	38.6	7	23	72	0	0

Punt Returns	Ret.	FC	Yds.	Avg.	Lg.	TD
Parker	37	15	531	8.9	90	0
McCardell	5	7	39	7.8	12	0
Gordon	3	1	12	4.0	6	0
Chargers	45	23	382	8.5	90	0
Opponents	27	19	216	8.0	81	0

Kickoff Returns	Ret.	Yds.	Avg.	Long	TD
Turner	36	954	26.5	58	0
Cromarie	10	297	29.7	91	0
Neal	3	11	3.7	7	0
Gordon	2	55	27.5	32	0
Parker	2	19	9.5	12	0
Marumaleuna	1	14	14.0	14	0
Withrow	1	0	0.0	0	0
Chargers	55	1350	24.5	91	0
Opponents	90	1890	21.8	53	0

Field Goals	Att.	Made	Pct.	Yds.	Long
Keating	0/0	0/0	0.0	0	0
Chargers	0/0	0/0	0.0	0	0
Opponents	0/0	5/5	100.0	617	213

Keating (476-236) (286.316.356.446) (346.546.400) (266.336.226) (246.446) (396.316.470) (161) (236) (1) (0) (426.380) (346.356) (306.226) (466, 406) (476.356)

Defensive Tackles (solo-asst-total-pd-ff-fr-rt): Edwards 97-73-10-2-8, Jammer 77-12-89-17-0-0-0, Williams 44-40-84-2-0-0-2, Cooper 41-41-82-21-0-1, McCree 51-29-80-5-0-1-2, Keel 47-32-79-21-1-4, Godfrey 45-31-76-2-0-4, Merriman 46-20-66-8-4-1-4, Florence 51-12-63-16-0-0-1, Phillips 49-15-63-8-2-6, Castillo 25-27-52-1-0-1-2, Dishansky 23-27-50-1-0-1-2, Cesaire 27-20-47-1-0-2, Polk 25-7-32-0-0-0-1, Hart 21-6-27-8-1-1, Harris 15-10-25-3-1-2, Bingham 7-13-20-0-0-0-0, Robinson 7-9-16-3-0-0-0, Jue 13-2-16-5-0-0-1, Wilhelm 8-8-14-3-0-0-1, Cromarie 9-2-11-5-0-0-0, Dobbins 0-4-4-0-0-0-0, McKinney 1-2-1-0-0-0, Obaja-Biamila 1-0-1-0-0-0-0, Gordon 1-0-1-0-0-0-0, Gregory 0-0-0-0-0-0-0-0



2005 FINAL STATISTICS

(9-7 Overall) Third AFC West - Marty Schottenheimer Home (4-4); Away (5-3)

Date	W/L	Score	Opponent	Att.
09/11	L	24-28	Dallas *	67,679
09/16	L	17-20	at Denver	75,310
09/25	L	45-23	New York Giants *	65,373
10/02	W	41-17	at New England	69,756
10/10	L	22-24	Pittsburgh *	69,537
10/16	W	27-14	at Oakland	52,666
10/23	L	17-20	at Philadelphia	67,477
10/30	W	28-20	Kansas City *	65,750
11/06	W	31-26	at New York Jets	77,622
11/20	W	48-10	Buffalo *	65,602
11/27	W	23-17 OT	at Washington	84,930
12/04	W	34-10	Oakland *	66,436
12/11	L	21-23	Miami *	65,026
12/18	W	26-17	at Indianapolis	57,389
12/24	L	7-20	at Kansas City	75,956
12/31	L	7-23	Denver *	65,513

Team Statistics

	Chargers	Opponents
TOTAL FIRST DOWNS	337	306
Rushing	116	90
Passing	191	189
Penalty	30	27
3rd Down Made/Att	88/208	79/212
3rd Down Pct.	42%	37%
4th Down Made/Att	10/17	10/20
4th Down Pct.	59%	50%
TIME OF POSSESSION	31:34	28:28
TOTAL NET YARDS	6567	4948
Avg. Per Game	347.9	309.3
Total Plays	1022	999
Avg. Per Play	5.4	5.0
NET YARDS RUSHING	2072	1349
Avg. Per Game	129.5	84.3
Total Rushes	465	386
NET YARDS PASSING	3495	3599
Avg. Per Game	218.4	224.9
Sacked/Yards Lost	31/243	46/289
Gross Yards	3738	3688
Att./Completions	526/338	567/338
Completion Pct.	64%	59%
Had Intercepted	16	10
PLAYS/AVERAGE	71/43.7	78/42.0
NET PUNTING AVG.	71/38.0	78/37.6
PENALTIES/YARDS	110/890	110/831
FUMBLES/BALL LOST	22/12	23/10
TOUCHDOWNS	51	36
Rushing	22	14
Passing	27	20
Returns	2	2

Score by Quarters

Chargers	Q1	Q2	Q3	Q4	OT	PTS.
Chargers	93	139	74	106	6	418
Opponents	36	126	77	73	0	312

Scoring

	TD	RU	PA	RT	PAT	FG	S	PTS.
Tomlinson	20	16	2	0	0/0	0/0	0	120
Keating	0	0	0	0	49/49	21/24	0	112
Gates	10	0	10	0	0/0	0/0	0	60
McCardell	9	0	9	0	0/0	0/0	0	54
Parker	3	0	3	0	0/0	0/0	0	18
Turner	3	3	0	0	0/0	0/0	0	18
Hart	2	0	0	2	0/0	0/0	0	12
Brees	1	1	0	0	0/0	0/0	0	6
Caldwell	1	0	1	0	0/0	0/0	0	6
Neal	1	0	1	0	0/0	0/0	0	6
Peele	1	0	1	0	0/0	0/0	0	6
Chargers	51	22	27	2	49/49	21/24	0	418
Opponents	36	14	20	2	34/35	20/29	1	312

2-P1 Conversions: Chargers 0-1 Opponents 0-1

Sacks: Merriman 10.0, Phillips 7.0, Foley 4.5, Scott 4.5, Castillo 3.5, Edwards 3.0, Olishansky 3.0, Leber 2.0, Cooper 1.5, Caserio 1.0, Davis 1.0, Fletcher 1.0, Godfrey 1.0, Harris 1.0, Kiel 1.0, Wilhelm 1.0. **Chargers 46.0 Opponents 31.0**

Special Teams Tackles (solo+total): Milligan 14-7-21, Osipood 14-5-19, Phillips 15-0-15, Wilhelm 12-9-15, Hart 9-3-11, Cooper 9-0-9, Harris 6-2-8, Jue 4-1-5, Turner 4-0-4, Keating 3-0-3, Pincock 3-0-3, Wilson 3-0-3, Merriman 2-1-3, Davis 2-0-2, Jammer 2-0-2, Peele 2-0-2, Sofres 2-0-1, Caldwell 1-0-1, Fletcher 1-0-1, Jackson 1-0-1, Neal 1-0-1

Passing	Att.	Comp.	Yds.	Comp. %	Yds./Att.	TD	TD%	Int.	Int. %	Long	Sack/Lost	Rating
Brees	500	323	3576	64%	7.15	24	0.48	15	0.30	54	27/23	89.2
Rivers	22	12	115	54%	5.23	0	0.00	1	0.45	22	3/16	50.4
Tomlinson	4	3	47	75%	11.75	3	75%	0	0.00	26f	0/0	153.1
McCardell	0	0	0	--	--	0	--	0	--	--	1/4	--
Chargers	526	338	3738	64%	7.11	27	0.51	16	0.30	54	31/23	89.7
Opponents	567	336	3688	59%	6.66	20	0.35	10	0.18	56	46/28	84.7

Rushing	No.	Yds.	Avg.	Long	TD
Tomlinson	339	1462	4.3	62	16
Turner	57	335	5.9	83f	3
Neal	29	98	3.4	9	0
Parker	4	55	13.8	30	0
Sproles	8	50	6.3	21	0
Brees	21	49	2.3	9	1
Caldwell	2	10	5.0	7	0
McCardell	2	6	3.0	3	0
Osopood	1	4	4.0	4	0
Pincock	1	4	4.0	4	0
Rivers	1	1	1.0	1	0

Chargers	Opponents	Yds.	Avg.	Long	TD
Chargers	465	2072	4.5	83f	22
Opponents	386	1349	3.5	46	14

Receiving	No.	Yds.	Avg.	Long	TD
Gates	89	1101	12.4	38	10
McCardell	70	917	13.1	54	9
Parker	57	725	12.7	49	3
Tomlinson	51	370	7.3	41	2
Caldwell	28	352	12.6	43	1
Neal	24	145	6.0	21	1
Peele	11	38	3.5	11	1
Jackson	3	59	19.7	21	0
Sproles	3	10	3.3	6	0
Osopood	2	21	10.5	15	0
Chargers	338	3738	11.1	54	27
Opponents	338	3888	11.5	56	20

Interceptions	No.	Yds.	Avg.	Long	TD
Jue	3	26	8.3	20	0
Edwards	2	15	7.5	14	0
Hart	1	110	110.0	70f	2
Fletcher	1	19	19.0	19	0
Jammer	1	14	14.0	14	0
Wilhelm	1	10	10.0	10	0
Florence	1	9	9.0	9	0
Chargers	10	205	20.5	70f	2
Opponents	16	230	14.4	51	1

Punting	No.	Yds.	Avg.	Net	TD	I-20	Ig.	B
Sofres	71	3104	43.7	38.0	8	25	71	0
Chargers	71	3104	43.7	38.0	8	25	71	0
Opponents	78	3274	42.0	37.6	5	19	65	0

Punt Returns	Ret.	FC	Yds.	Avg.	Ig.	TD
Parker	18	9	106	5.9	15	0
Sproles	18	5	108	6.0	23	0
McCardell	3	3	31	10.3	14	0
Chargers	39	17	245	6.3	23	0
Opponents	26	19	244	9.4	52	0

Kickoff Returns	Ret.	Yds.	Avg.	Long	TD
Sproles	63	1528	24.3	58	0
Caldwell	3	99	33.0	60	0
Parker	1	16	16.0	16	0
Pincock	1	0	0.0	0	0
Turner	1	0	0.0	0	0
Chargers	69	1667	24.2	60	0
Opponents	63	1656	22.4	54	0

Field Goals	I-19	20-29	30-39	40-49	50+
Keating	1/1	3/3	9/9	8/11	0/0
Chargers	1/1	3/3	9/9	8/11	0/0
Opponents	0/0	9/9	6/7	5/5	1/8

Keating (1/36) (4/29) (4/49) (4/26/11) (3/46/326/416) (3/26/326) (3/46/408) (1) (1/68) (2/66/386) (4/21/46N/496) (4/16/326) (1) (3/66/208/486/496) (1) (1)

Defensive Tackles (solo+total-pd-ff-fr-ff-tds): Edwards 11-40-154-11-2-0-2, Godfrey 56-22-78-3-1-4, Jammer 60-12-72-81-0-0-0, Kiel 49-10-59-6-1-0-0, Florence 47-54-11-0-0-2, Merriman 41-33-54-2-0-1, Williams 40-13-53-4-0-8, Castillo 37-12-49-3-1-0-0, Jue 30-12-42-8-0-0-1, Foley 29-10-38-3-1-0-2, Hart 26-9-35-5-1-0-2, Cooper 20-10-30-0-0-1, Olishansky 16-11-23-0-0-3, Fletcher 20-8-25-0-0-1, Davis 23-3-26-3-1-0-1, Caserio 17-8-25-0-0-1, Leber 16-4-22-1-0-4, Phillips 16-2-20-2-1-3, Wilhelm 13-9-16-1-0-0-0, Wilson 12-2-14-0-0-0-0, Scott 11-2-13-0-0-0-0, Harris 2-0-2-1-0-0-0, Robinson 1-2-0-0-0-0, Bingham 1-0-1-0-0-0-0, McCarrathan 1-0-1-0-0-0-0, Ball 0-1-0-0-0-0-0

2004 FINAL STATISTICS

(12-4 Overall) First AFC West - Marty Schottenheimer Home (7-1); Away (5-3); Postseason (0-1)

Date	W/L	Score	Opponent	Aft.
09/12	W	27-20	at Houston	70:55
09/18	L	29-34	New York Jets	57:30
09/26	L	13-23	at Denver	74:53
10/03	W	98-17	Tennessee	54:00E
10/10	W	34-21	Jacksonville	52:10
10/17	L	20-21	at Atlanta	70:87
10/24	W	17-6	at Carolina	73:09E
10/31	W	42-14	Oakland *	68:20
11/07	W	43-17	New Orleans	59:62Z
11/21	W	23-17	at Oakland	46:50E
11/28	W	34-31	at Kansas City	77:47
12/05	W	20-17	Denver *	65:39E
12/12	W	31-24	Tampa Bay *	65:68E
12/19	W	21-0	at Cleveland	72:48E
12/26	L	31-34 OT	at Indianapolis	57:30
01/02	W	24-17	Kansas City *	64:92

AFC Wild Card Playoffs

01/08	L	17-20 OT	New York Jets *	67:56
-------	---	----------	-----------------	-------

Team Statistics		Chargers	Opponents
TOTAL FIRST DOWNS			
Rushing		328	320
Passing		160	200
Penalty		37	41
Third Down Made/Att.		97/209	69/196
Fourth Down Made/Att.		5/8	13/24
Fourth Down Pct.		62.5	54.2
TIME OF POSSESSION			
TOTAL NET YARDS		5642	5380
Avg. Per Game		346.4	336.0
Total Plays		998	991
Avg. Per Play		5.6	5.4
NET YARDS RUSHING		2165	1907
Avg. Per Game		136.6	97.7
Total Rushes		525	355
NET YARDS PASSING		3577	4053
Avg. Per Game		209.8	253.3
Sacked/Yards Lost		21/49	29/42
Gross Yards		3506	4895
Attempts/Completions		450/288	607/372
Completion Pct.		64.0	61.3
Had Intercepted		8	23
PUNTS/AVERAGE		69/43.1	64/42.4
NET PUNTING AVG.		69/38.4	64/37.0
PENALTIES/YARDS		108/175	109/140
FUMBLES/BALL LOST		27/10	19/10
TOUCHDOWNS		54	36
Rushing		24	15
Passing		29	19
Returns		2	2

Score by Quarters							
Chargers	Q1	Q2	Q3	Q4	OT	PTS.	
Chargers	92	138	106	110	0	446	
Opponents	37	97	52	125	3	313	

Scoring									
Chargers	TD	FG	PA	RT	PAT	FG	S	PTS.	
Keating	0	0	0	0	54/55	20/25	0	114	
Tomlinson	18	17	1	0	0/0	0/0	0	108	
Gates	13	0	13	0	0/0	0/0	0	78	
Parker	4	0	4	0	0/0	0/0	0	24	
Caldwell	3	0	3	0	0/0	0/0	0	18	
Chatman	3	3	0	0	0/0	0/0	0	18	
Brees	2	2	0	0	0/0	0/0	0	12	
Dwight	2	0	1	1	0/0	0/0	0	12	
Flutie	2	2	0	0	0/0	0/0	0	12	
Ospod	2	0	2	0	0/0	0/0	0	12	
Peele	2	0	2	0	0/0	0/0	0	12	
D. Edwards	1	0	0	1	0/0	0/0	0	6	
Floyd	1	0	1	0	0/0	0/0	0	6	
Krause	1	0	1	0	0/0	0/0	0	6	
McCardell	1	0	1	0	0/0	0/0	0	6	

Chargers	55	24	29	2	54/55	20/25	1	446
Opponents	36	15	19	2	33/34	20/27	0	313

2-PT. Conversions: Chargers 0-0 Opponents 2-2

Sacks: Foley 10.0, Phillips 4.0, Williams 4.0, Godfrey 2.0, Leber 2.0, Scott 1.5, Dingle 1.0, D. Edwards 1.0, Fisk 1.0, Kiel 1.0, Oshinsky 1.0, Cesarie 0.5, **Chargers 2.0** Opponents 2.0

Special Teams Tackles (solo-ast-total): Hart 13.2/15, Milligan 13.2/15, Ospod 13.0/13, Fletcher 10.0/10, Charman 9.1/10, Cosper 7.2/9, Phillips 6.4/9, Wilhelm 5.9/8, Peelle 4.0/4, Florence 3.1/4, Moreno 3.1/4, Pappas 3.0/3, Butler 0.3/3, Dwight 0.2/2, Keating 0.2/2, Layne 0.2/2, Leber 0.2/2, Turner 0.2/2, Binn 1.0/1, Kiel 1.0/1, Polk 1.0/1, Scafres 1.0/1

Passing	Aft.	Comp.	Yds.	Comp. %	Yds./Att.	TD	TD%	Int.	Int. %	Long	Sack/Lost	Rating
Brees	400	262	3159	65.5	7.90	7	1.68	7	.018	79t	10/31	104.6
Flutie	38	20	276	52.6	7.26	1	2.62	0	.000	29	1/7	85.0
Rivers	8	5	33	62.5	4.13	1	1.25	0	.000	13t	1/0	101.9
Tomlinson	2	1	38	50.0	19.00	0	.000	0	.000	38	1/1	95.8
McCardell	1	0	0	.000	0.00	0	0.00	0	.000	0	0/0	39.5
Scafres	1	0	0	.000	0.00	0	0.00	1	1.000	0	0/0	102.0
Chargers	450	288	3506	64.0	7.79	29	6.44	8	.018	79t	21/49	102.0
Opponents	607	372	4185	67.8	6.91	19	3.01	23	3.78	50	29/42	76.5

Rushing	No.	Yds.	Avg.	Long	TD
Tomlinson	339	1335	3.9	42	17
Chatman	65	382	6.0	52	3
Turner	20	104	5.2	30	0
Brees	53	65	1.6	22	2
Dwight	4	54	13.5	48	0
Neal	16	53	3.3	8	0
Parker	4	5	1.3	38	0
Caldwell	4	45	11.3	20	0
Flutie	5	39	7.8	20	2
Pinnoch	9	26	2.9	11	0
McCardell	1	3	3.0	3	0
Shaw	1	1	1.0	1	0
Rivers	4	5	1.2	1	0
Chargers	625	2165	4.2	52	24
Opponents	355	1307	3.7	25	15

Receiving	No.	Yds.	Avg.	Long	TD
Gates	61	954	15.9	72t	13
Tomlinson	53	441	8.3	74t	1
Parker	47	690	14.7	79t	4
McCardell	31	393	12.7	31	1
Caldwell	18	310	17.2	58t	3
Ospod	15	308	20.5	65	2
Neal	13	66	5.1	12	0
Peele	10	84	8.4	17t	2
Krause	5	61	16.2	29	1
Turner	4	4	2.0	7	0
Floyd	3	49	16.3	27	1
Pinnoch	3	26	8.7	14	0
Dwight	2	31	15.5	23t	1
Chatman	2	17	8.5	17	0
Brees	1	38	38.0	38	0
Chargers	288	3506	12.2	79t	29
Opponents	372	4155	11.3	50	13

Interceptions	No.	Yds.	Avg.	Long	TD
D. Edwards	5	49	9.8	30t	1
Florence	4	54	13.5	40	0
Wilson	3	12	4.0	12	0
Kiel	2	31	15.5	31	0
Foley	2	4	2.0	4	0
Hart	1	13	13.0	13	0
Jammer	1	12	12.0	12	0
Davis	1	4	4.0	4	0
Dingle	1	1	1.0	1	0
Fletcher	1	0	0.0	0	0
Phillips	1	0	0.0	0	0
Wilhelm	1	0	0.0	0	0
Chargers	23	180	7.8	40	1
Opponents	8	66	8.3	25	0

Punting	No.	Yds.	Avg.	Net	FB	TD	Lg.	B
Keating	69	2974	43.1	38.4	8	29	60	0
Chargers	69	2974	43.1	38.4	8	29	60	0
Opponents	64	2713	42.4	37.0	5	13	59	0

Punt Returns	Ret.	FC	Yds.	Avg.	Lg.	TD
Parker	27	10	237	8.8	32	0
Dwight	1	5	6	6.0	6	0
Florence	1	0	0	0.0	0	0
Chargers	29	15	243	8.4	32	0
Opponents	23	23	164	7.1	38	0

Kickoff Returns	Ret.	Yds.	Avg.	Long	TD
Dwight	50	1222	24.4	61t	1
Chatman	4	89	22.3	35	0
Walker	4	102	25.5	33	0
Butler	2	35	17.5	24	0
Neal	1	12	12.0	12	0
Turner	1	18	18.0	18	0
D. Edwards	0	0	—	—	0
Chargers	62	1478	23.8	61t	1
Opponents	83	1846	22.2	96t	2

Field Goals	1-19	20-29	30-39	40-49	50+
Keating	1/1	9/11	2/2	5/6	3/5
Chargers	1/1	9/11	2/2	5/6	3/5
Opponents	0/0	11/11	6/9	2/6	1/1

Keating (48G, 29G) (1) (23G, 51G) (3IG) (2IG, 28G) (53G, 26G) (23G, 44G) (1) (40G, 27G) (42G, 19G) (29G, 52N, 25G, 43G) (29G, 23G) (53N, 40G) (1) (53G) (34G)

Defensive Tackles (solo-ast-total-pp-fr) Edwards 105-46-151-14-3-0-4, Kiel 71-25-95-10-0-1-2, Godfrey 66-19-61-3-1-8, Wilson 52-23-75-4-10-2, Foley 48-17-65-12-5-4, Jammer 53-9-82-10-0-0-1, Leber 47-11-58-3-1-3, Oshinsky 24-15-32-0-0-4, Davis 32-5-38-10-0-0-1, Cosper 26-9-33-2-0-1-1, Florence 24-4-32-0-0-1-2, Williams 25-7-32-4-0-0-1, Fisk 19-11-30-2-0-0-1, Fletcher 24-3-27-5-0-1-0, Cesarie 18-6-24-3-0-0-1, Scott 14-5-19-2-0-0-0, Phillips 14-4-18-3-0-2-0, Hart 5-4-9-0-0-0-1, Moreno 6-2-8-0-0-0-1, Dingle 3-3-6-1-0-0-1, Wilhelm 5-0-5-2-0-0-0, Butler 3-1-4-0-0-0, Milligan 3-1-4-0-0-0, Ball 2-1-3-2-0-0-0, Downing 1-0-1-0-0-0-0

2003 FINAL STATISTICS



(4-12 Overall) Fourth AFC West - Marty Schottenheimer Home (2-6); Away (2-6)

Date	W/L	Score	Opponent	Att.
09/07	L	14-27	at Kansas City	76/048
09/14	L	13-37	Denver*	65/445
09/21	L	10-24	Baltimore*	52/029
09/28	L	9-34 OT	at Oakland	54/076
10/05	L	21-27	at Jacksonville	46/354
10/19	W	26-20	at Cleveland	73/238
10/27	L	10-26	Miami**	73/014
11/02	L	7-20	at Chicago	61/500
11/09	W	42-28	Minnesota*	64/338
11/16	L	9-37	at Denver	75/217
11/23	L	27-34	Cincinnati*	52/069
11/30	L	24-28	Kansas City*	57/671
12/07	W	14-7	at Detroit	61/544
12/14	L	21-38	Green Bay*	64/978
12/21	L	24-40	at Pittsburgh	52/527
12/28	W	21-14	at Oakland*	62/222

* Oct. 27 Game Played at Arizona's Sun Devil Stadium

Team Statistics

	Chargers	Opponents
TOTAL FIRST DOWNS	290	326
Rushing	117	124
Passing	146	178
Penalty	27	24
Third Down, Made/Att.	62/197	97/231
Third Down Pct.	31%	42%
Fourth Down, Made/Att.	10/19	10/18
Fourth Down Pct.	53%	56%
TOTAL NET YARDS	5167	5593
Avg. Per Game	322.9	349.6
Total Plays	971	1072
Avg. Per Play	5.3	5.2
NET YARDS RUSHING	2146	2216
Avg. Per Game	134.1	138.6
Total Rushes	417	516
NET YARDS PASSING	3021	2919
Avg. Per Game	189.6	182.9
Sacked/Yards Lost	29/205	30/200
Breaks/Yards	32/26	35/75
Attempts/Completions	525/327	524/322
Completion Pct.	62%	61%
Had Intercepted	19	13
PTS/AVERAGE	834/6.6	744/2.7
NET PLAYING AVE.	83/106.0	74/36.4
PENALTIES/YARDS	126/1016	110/1006
FUMBLE/BALL LOST	20/12	22/7
TOUCHDOWNS	38	53
Rushing	16	12
Passing	21	36
Returns	1	5

TIME OF POSSESSION

	Q1	Q2	Q3	Q4	OT	PTS.
Chargers	60	86	50	117	0	313
Opponents	121	140	60	117	3	441

	TD	RU	PA	RT	PAT	FG	S	PTS.
Tomlinson	17	13	4	0	0/0	0/0	0	102
Christie	0	0	0	0	36/36	15/20	0	61
Boston	7	0	7	0	0/0	0/0	0	44
E. Parker	3	0	3	0	0/0	0/0	0	18
Flutie	2	2	0	0	0/0	0/0	0	12
Gates	2	0	2	0	0/0	0/0	0	12
Osopod	2	0	2	0	0/0	0/0	0	12
Brees	1	0	1	0	0/0	0/0	0	6
Lassiter	1	0	0	1	0/0	0/0	0	6
Neal	1	1	0	0	0/0	0/0	0	6
Norman	1	0	1	0	0/0	0/0	0	6
Peele	1	0	1	0	0/0	0/0	0	6
Alexander	0	0	0	0	0/0	0/0	0	2
Chargers	38	16	21	1	36/36	15/20	0	313
Opponents	53	12	36	5	52/53	23/26	1	441

2-P. Conversions: Alexander, Boston. Chargers 2-2 Opponents 0-0

Sacks: Scott 6.5, Dingle 6.0, R. Johnson 4.0, Leber 3.0, Wiley 3.0, Moreno 2.0, Cooper 1.0, Fisk 1.0, Leverette 1.0, Williams 1.0, Wilson 1.0. **Chargers 30.0 Opponents 29.0**

Special Teams Tackles (solo-ast-total): Chatman 16-0-16, Polk 14-2-16, Osopod 8-1-9, Kiel 7-2-9, Cooper 8-0-8, Binn 7-1-8, House 7-1-8, Pinnock 5-0-5, Johnson 3-2-5, Florence 4-0-4, Gates 4-0-4, Bennett 2-0-2, Mattos 2-0-2, Peele 2-0-2, Ross 2-0-2, Wilhelm 2-0-2, Christie 1-0-1, Fox 1-0-1, Scifres 1-0-1, Wilson 1-0-1

Passing	Att.	Comp.	Yds.	Comp.%	Yds./Att.	TD	TD%	Int.	Int.%	Long	Sack/Lost	Rating
Brees	356	205	2108	57%	5.92	11	3%	15	4%	68t	21/78	67.5
Flutie	167	91	1097	54%	6.57	9	5%	4	2%	73t	8/27	82.8
Bennett	1	0	0	0%	0.00	0	0%	0	0%	0	0/0	39.6
Tomlinson	1	1	21	100%	21.00	1	100%	0	0%	21t	0/0	158.3
Chargers	525	297	3226	56%	6.14	21	4%	19	3%	73t	29/205	73.1
Opponents	524	322	3575	61%	6.82	36	7%	13	2%	60t	30/200	94.3

Rushing	No.	Yds.	Avg.	Long	TD
Tomlinson	313	1645	5.3	73t	13
Flutie	33	168	5.1	17	2
Dwight	9	88	9.8	20	0
Brees	21	84	4.0	18	0
Neal	18	40	2.2	7	1
Caldwell	5	39	7.8	14	0
L. Johnson	4	26	6.5	18	0
E. Parker	3	21	7.0	13	0
Boston	3	18	6.0	13	0
Chatman	8	17	2.1	6	0
Chargers	417	2146	5.1	73t	16
Opponents	516	2216	4.3	58	12

Receiving	No.	Yds.	Avg.	Long	TD
Tomlinson	100	725	7.3	73t	4
Boston	70	880	12.6	46t	7
Gates	24	389	16.2	48	2
E. Parker	18	244	13.6	33t	3
Peele	16	133	8.3	24	1
Neal	16	62	3.9	11	0
Dwight	14	193	13.8	32	0
Osopod	13	278	21.4	57t	2
Caldwell	8	80	10.0	15	0
Billiam	6	95	15.8	37	0
Norman	6	72	12.0	21t	1
Chatman	5	54	10.8	23	0
Brees	1	21	21.0	21t	1
Chargers	297	3226	10.9	73t	21
Opponents	322	3575	11.1	60t	36

Interceptions	No.	Yds.	Avg.	Long	TD
Jammer	4	6	1.5	6	0
Davis	2	48	24.0	41	0
Edwards	2	27	13.5	15	0
Kiel	2	15	7.5	15	0
Lassiter	1	38	38.0	38t	1
Cooper	1	25	25.0	25	0
Wilson	1	2	2.0	2	0
Chargers	13	157	12.1	41	1
Opponents	19	186	10.3	32	1

Punting	No.	Yds.	Avg.	Net	TB	I-20	Lg.	B
Bennett	82	3436	41.9	36.2	3	28	56	0
Christie	1	20	20.0	0	0	1	20	0
Chargers	83	3456	41.6	36.0	3	29	56	0
Opponents	74	3162	42.7	36.4	4	16	73	0

Punt Returns	Ret.	FG	Yds.	Avg.	Lg.	TD
L. Johnson	24	5	184	7.7	21	0
E. Parker	23	2	207	9.0	49	0
Dwight	2	2	0	0.0	2	0
Chargers	49	9	391	8.0	49	0
Opponents	38	20	409	10.8	80t	2

Kickoff Returns	Ret.	Yds.	Avg.	Long	TD
L. Johnson	50	1151	23.0	60	0
Dwight	22	498	22.6	32	0
Florence	4	47	11.8	24	0
Chatman	2	31	15.5	23	0
Pinnock	2	50	25.0	41	0
Carson TM	1	13	13.0	13	0
Neal	1	1	1.0	1	0
Peele	1	14	14.0	14	0
Scott	1	9	9.0	9	0
Chargers	84	1804	21.5	60	0
Opponents	67	1437	21.4	85t	1

Field Goals	1-9	20-29	30-39	40-49	50+
Christie	1/1	6/6	3/3	3/7	2/3
Chargers	1/1	6/6	3/3	3/7	2/3
Opponents	0/0	5/6	5/6	12/13	1/1

Defensive Tackles (solo-ast-total-pd-ft-fr) Edwards 124-39-162-9-11, Moreno 79-17-95-4-12, Wilson 63-19-82-9-3-0, Leber 64-11-75-11-0, Jammer 37-14-73-0-1, Kiel 52-7-69-4-0-0, Lassiter 51-8-59-11-0, Davis 45-13-58-10-0-0, Fisk 44-10-51-0-0-1, Wiley 39-13-51-4-2-1, Dingle 31-6-37-1-2, Williams 24-9-33-11-0, Leverette 17-6-23-0-0-0, Fox 14-2-22-2-0-0, Scott 14-4-18-1-0-0, Florence 16-0-16-2-0-0, Johnson 12-1-13-0-2-0, Cooper 5-3-8-0-0, Polk 5-1-6-0-0-0, Salavea 2-3-5-1-0-0, House 3-0-3-4-0-0, Cody 2-1-3-0-0-0, Casaire 1-2-3-0-0-0, Carson 2-0-2-1-0-0, Hand 2-0-2-0-0-0

2002 FINAL STATISTICS

(8-8 Overall) Third AFC West - Marty Schottenheimer
Home (5-3); Away (3-5)

Date	W/L	Score	Opponent	Att.
09/08	W	34-6	at Cincinnati	53,705
09/15	W	24-3	Houston *	56,098
09/22	W	23-15	at Arizona	28,980
09/29	L	21-14	New England *	66,453
10/06	L	9-26	at Denver	76,065
10/13	W	35-34	at Kansas City *	53,985
10/20	W	27-21 OT	at Oakland	60,974
10/27	L	13-44	New York Jets *	59,772
11/03	L	24-28	at St. Louis	66,093
11/07	W	20-17 OT	San Francisco *	67,761
11/24	L	3-30	at Miami	73,138
12/01	W	30-27 OT	Denver *	66,357
12/08	L	7-27	Oakland *	67,988
12/15	L	13-20	at Buffalo	61,838
12/22	L	22-24	at Kansas City	77,899
12/29	L	28-31 OT	Seattle *	52,168

Team Statistics

TOTAL FIRST DOWNS		Chargers	Opponents
Rushing	393	326	
Passing	117	91	
Penalty	166	205	
Third Down Made/Att.	30	30	
Third Down Pct.	78/210	83/218	
Fourth Down Made/Att.	371	381	
Fourth Down Pct.	41/12	7/11	
TOTAL NET YARDS	333	636	
Avg. Per Game	5325	6034	
Total Plays	3328	3771	
Avg. Per Play	1028	1056	
NET YARDS RUSHING	52	57	
Total Rushes	2137	1739	
Avg. Per Game	133.6	108.7	
Total Rushes	466	410	
NET YARDS PASSING	3168	4295	
Avg. Per Game	1893	2684	
Sacked/Yards Lost	24/180	39/231	
Gross Yards	3368	4526	
Attempts/Completions	538/334	607/375	
Completion Pct.	62	618	
Had Intercepted	19	17	
PUNTS/AVERAGE	69/39.8	83/40.1	
NET PUNTING AVG.	69/34.3	83/32.2	
PENALTIES/YARDS	100/805	103/854	
FUMBLES/BALL LOST	16/8	16/10	
TOUCHDOWNS	40	43	
Rushing	19	15	
Passing	17	26	
Returns	4	2	
TIME OF POSSESSION	29:57	30:03	

Score by Quarters

Chargers	Q1	Q2	Q3	Q4	OT	PTS.
Chargers	61	109	63	98	12	333
Opponents	103	86	65	110	3	367

Scoring

	TD	RU	PA	RT	PAT	FG	S	PTS.
Tomlinson	15	14	1	0	0/0	0/0	0	90
Christie	0	0	0	0	35/36	16/28	0	69
Conway	7	2	5	0	0/0	0/0	0	42
Caldwell	3	0	3	0	0/0	0/0	0	20
Dwight	3	1	2	0	0/0	0/0	0	18
McDary	3	0	3	0	0/0	0/0	0	18
Edwards	2	0	0	2	0/0	0/0	0	12
Alexander	1	0	1	0	0/0	0/0	0	6
Brees	1	1	0	0	0/0	0/0	0	6
Fletcher	1	1	0	0	0/0	0/0	0	6
Johnson	1	0	0	1	0/0	0/0	0	6
McNeil	1	0	0	1	0/0	0/0	0	6
Norman	1	0	1	0	0/0	0/0	0	6
E. Parker	1	0	1	0	0/0	0/0	0	6
Chargers	40	19	17	4	25/26	16/26	1	333
Opponents	43	15	25	2	42/42	21/31	1	367

2-PT. Conversions Caldwell, Chargers 1-3, Opponents 1-1

Sacks: Johnson 6.5, Wiley 6.0, Leber 5.0, Dingle 4.0, Carson 3.5, Fisk 3.0, J. Williams 2.5, Harrison 2.0, Molden 2.0, Scum 2.0, Seau 1.5, Pokk 1.0. **Chargers 39.0**, Opponents 24.0

Special Teams Tackles (solo-asst-total): Pokk 13-0-13, Goodspeed 11-1-12, Moreno 8-3-11, Ruff 10-0-10, Peelle 7-0-7, Beckett 5-0-5, Chatman 4-0-4, Lyle 3-1-4, Cody 3-0-3, Leber 3-0-3, Sanchez 3-0-3, Hammer 2-1-3, Bennett 2-0-2, Caldwell 2-0-2, Christie 2-0-2, Fletcher 2-0-2, Jenkins 2-0-2, McDary 2-0-2, Binn 1-1-2, Norman 1-1-2, Fox 1-0-1, Richey 1-0-1

Rushing	No.	Yds.	Avg.	Long	TD
Tomlinson	372	1683	4.5	76	14
Brees	38	130	3.4	15	1
Fletcher	26	128	4.9	15	1
Dwight	12	108	9.0	20	1
Conway	7	53	7.6	22	2
Chatman	6	19	3.2	11	0
Caldwell	2	9	4.5	6	0
Flutie	1	6	6.0	6	0
McDary	2	1	0.5	2	0
Chargers	466	2137	4.6	76	19
Opponents	410	1739	4.2	61	15

Receiving	No.	Yds.	Avg.	Long	TD
Tomlinson	79	489	6.2	30	1
Conway	57	852	14.9	52t	5
Dwight	50	623	12.5	42	2
Alexander	45	510	11.3	32	1
Caldwell	22	208	9.5	26	3
McDary	22	96	4.4	25	3
E. Parker	17	268	15.8	31t	1
Norman	16	201	12.6	29	1
Fletcher	10	62	6.2	13	0
Chatman	3	44	14.7	25	0
Peelle	3	15	5.0	10	0
Chargers	324	3368	10.4	52t	17
Opponents	375	4526	12.1	59t	26

Interceptions	No.	Yds.	Avg.	Long	TD
Edwards	5	95	19.0	46	1
Molden	3	9	3.0	8	0
Lyle	2	26	13.0	26	0
Harrison	2	2	1.0	2	0
Wiley	1	40	40.0	40	0
Fox	1	25	25.0	25	0
Seau	1	25	25.0	25	0
McNeil	1	16	16.0	16	0
Moreno	1	8	8.0	8	0
Chargers	17	246	14.5	46	1
Opponents	16	204	12.8	45	1

Punting	No.	Yds.	Avg.	Net	TB	1-20	Lg.	B
Bennett	87	3540	40.7	34.3	6	31	63	2
Chargers	89	3540	39.8	34.3	6	31	63	2
Opponents	83	3332	40.1	32.2	13	16	61	1

Punt Returns	Ret.	FC	Yds.	Avg.	Lg.	TD
Dwight	19	11	231	12.2	37	0
Vanover	16	4	86	5.4	16	0
Caldwell	2	0	-2	-1.0	0	0
Chargers	37	15	315	8.5	37	0
Opponents	36	28	369	10.3	52t	1

Kickoff Returns	Ret.	Yds.	Avg.	Long	TD
Jenkins	40	925	23.1	56	0
Vanover	14	323	23.1	39	0
Caldwell	9	220	24.4	39	0
Dwight	8	166	20.8	26	0
Carson	1	14	14.0	14	0
Fletcher	1	22	22.0	22	0
Chargers	73	1670	22.9	56	0
Opponents	53	1059	20.0	65	0

Field Goals	Chargers	Opponents
Chargers	1-19	20-29
Opponents	0-0	8-8
Chargers	0-0	8-8
Opponents	0-0	5-6
Chargers	0-0	5-6
Opponents	0-0	4-9
Chargers	0-0	4-9
Opponents	0-0	3-9
Chargers	0-0	3-9
Opponents	0-0	1-13

Defensive Tackles (solo-asst-pd-ft-fr): Edwards 100-23-123-11-0-1, Harrison 69-19-68-6-2-0, Seau 60-24-84-7-1-0, McNeil 72-7-79-12-0-4, Molden 68-11-79-9-2-2, Jammer 55-8-64-10-0-0, Leber 40-9-49-13-1-0, Johnson 31-9-40-1-0-1, Fisk 28-10-36-0-0-0, Wiley 31-5-36-5-1-0, Beckett 32-2-34-2-1-0, Moreno 28-4-32-1-0-0, Carson 22-9-29-3-0-1, Lyle 23-4-27-2-1-0, Dingle 24-1-25-0-0-1, Williams 20-4-24-2-1-0, Fox 17-8-23-3-0-0, Scott 8-0-8-1-1-0, Ruff 4-0-4-0-0-0, Sanchez 4-0-4-0-0-0, Cody 3-1-4-0-0-0, Pokk 3-1-4-0-0-0, Wilson 3-0-3-0-0-0, Binn 0-1-1-0-0-0

Passing	Att.	Comp.	Yds.	Comp. %	Yds./Att.	TD	TD%	Int.	Int. %	Long	Sack/Lost	Rating
Brees	526	320	3284	60.8	6.24	17	.032	16	.030	52t	24/180	76.9
Flutie	11	3	64	27.3	5.82	0	0.000	0	0.000	47	0/0	51.3
Caldwell	1	1	20	100.0	20.00	0	0.000	0	0.000	20	0/0	118.8
Chargers	538	324	3368	60.2	6.26	17	.032	16	.030	52t	24/180	76.5
Opponents	607	375	4526	61.8	7.46	26	.043	17	.028	99t	39/231	87.2

2001 FINAL STATISTICS



(5-11 Overall) Fifth AFC West - Mike Riley Home (4-4); Away (1-7)

Date	W/L	Score	Opponent	Att.
09/09	W	30-3	Washington *	60,629
09/23	W	33-21	at Dallas	63,430
09/30	W	28-14	Cincinnati *	56,048
10/07	L	16-20	at Cleveland	73,018
10/14	L	26-29 OT	at New England	60,292
10/21	W	27-10	Denver *	67,520
10/28	W	27-24	Buffalo *	63,638
11/04	L	20-25	Kansas City *	59,789
11/11	L	16-26	at Denver	74,951
11/18	L	24-34	at Oakland	61,960
11/25	L	17-20	Arizona *	49,398
12/02	L	10-13 OT	at Seattle	55,466
12/09	L	14-24	at Philadelphia	65,438
12/16	L	6-13	Oakland *	67,349
12/23	L	17-20	at Kansas City	76,131
12/30	L	22-25	Seattle *	54,142

Team Statistics

TOTAL FIRST DOWNS	Chargers	Opponents
Rushing	290	290
Passing	92	99
Penalty	177	166
Third Down, Made/Att.	21	25
Third Down Pct.	79/223	84/224
Fourth Down, Made/Att.	357	375
Fourth Down Pct.	3/4	7/12
TOTAL NET YARDS	5200	4904
Avg. Per Game	325.0	306.5
Total Plays	1010	1025
Avg. Per Play	5.1	4.9
NET YARDS RUSHING	1695	1504
Avg. Per Game	105.9	94.0
Total Rushes	455	449
NET YARDS PASSING	3505	3400
Avg. Per Game	218.1	212.5
Sacked/Holds Lost	27/180	41/218
Gross Yards	3265	3268
Attempts/Completions	548/309	535/307
Completion Pct.	56.4	56.9
Had Interception	18	19
PUNTS/AVERAGE	78/42.4	90/42.1
NET PUNTING AVG.	196.9	36.8
FUMBLES/YARDS	97/777	79/532
FUMBLES/BALL LOST	29/71	33/12
TOUCHDOWNS	35	35
Rushing	13	10
Passing	16	24
Returns	6	1
TIME OF POSSESSION	30:15	28:45

Score by Quarters

Chargers	Q1	Q2	Q3	Q4	OT	PTS.
Chargers	81	51	81	119	0	332
Opponents	60	109	46	100	6	321

Scoring

	TD	RU	PA	RT	PAT	FG	S	PTS.
Richey	0	0	0	0	26/26	21/32	0	89
Tomlinson	10	10	0	0	0/0	0/0	0	60
Conway	7	1	6	0	0/0	0/0	0	42
Christie TM	0	0	0	0	0/0	0/0	0	33
J. Graham	5	0	5	0	0/0	0/0	0	30
F. Jones	4	0	4	0	0/0	0/0	0	24
Dwight	2	1	0	1	0/0	0/0	0	12
Jenkins	2	0	0	2	0/0	0/0	0	12
Flutie	1	1	0	0	0/0	0/0	0	6
Harris	1	0	0	1	0/0	0/0	0	6
Heiden	1	0	1	0	0/0	0/0	0	6
Johnson	1	0	0	1	0/0	0/0	0	6
Perry	1	0	0	1	0/0	0/0	0	6
Chargers	35	13	16	6	32/32	30/43	0	332
Opponents	35	10	24	1	31/33	26/35	0	321

2-Pt. Conversions: Chargers 0-3, Opponents 1-2

Sacks Willey 13.0, Johnson 9.5, R. Harrison 3.5, Carson 3.0, Dixon 2.0, Parralle 2.0, Dingle 1.0, Fontenot 1.0, L. Harrison 1.0, Moreno 1.0, Rogers 1.0, Huff 1.0, Seau 1.0, Tanuvasa 1.0. **Chargers 41.0**, Opponents 27.0

Special Teams Tackles (solo-ast-total): Humphrey 9-5-14, Harris 10-12, Carswell 10-0-10, Jenkins 10-0-10, Moreno 9-1-10, Beckett 6-0-6, Sanchez 5-0-5, McClary 4-1-5, Rogers 4-1-5, Cody 4-0-4, Holcsek 4-0-4, Polk 4-0-4, Perry 3-4, Binn 3-0-3, Ruff 3-0-3, Richey 2-1-3, L. Harrison 2-0-2, Heiden 2-0-2, Fletcher 1-0-1

Passing	Att.	Comp.	Yds.	Comp. %	Yds./Att.
Flutie	521	294	3464	56.4	6.65
Brees	27	15	221	55.6	8.19
Chargers	548	309	3685	56.4	6.72
Opponents	535	317	3618	59.3	6.76

Rushing	No.	Yds.	Avg.	Long	TD
Tomlinson	339	1236	3.6	54	10
Flutie	53	192	3.6	16	1
Conway	7	116	16.6	67	1
Fletcher	29	107	3.7	16	0
Dwight	2	24	12.0	16	1
Brees	2	18	9.0	13	0
McClary	2	3	1.5	2	0
Jenkins	1	-1	-1.0	-1	0
Chargers	435	1695	3.9	67	13
Opponents	449	1504	3.3	26	10

Receiving	No.	Yds.	Avg.	Long	TD
Conway	71	1125	15.8	72	6
Tomlinson	59	367	6.2	27	0
J. Graham	52	811	15.6	61	5
F. Jones	35	388	11.1	34	4
Dwight	25	406	16.2	78	0
Fletcher	23	184	8.0	27	0
Gaylor	14	217	15.5	31	0
McClary	13	71	5.5	12	0
Heiden	8	55	6.9	16	1
R. Jones TM	5	29	5.8	11	0
Batteaux	3	25	8.3	17	0
Harris	1	7	7.0	7	0
Chargers	309	3685	11.9	78	16
Opponents	317	3618	11.4	80	24

Interceptions	No.	Yds.	Avg.	Long	TD
McNeil	8	55	6.9	33	0
R. Harrison	2	51	25.5	22	0
Perry	2	37	18.5	37	1
Cody	2	3	1.5	3	0
Beckett	1	8	8.0	8	0
Dixon	1	6	6.0	6	0
Seau	1	2	2.0	2	0
Fontenot	1	0	0.0	0	0
Molden	1	0	0.0	0	0
Chargers	19	162	8.5	37	1
Opponents	18	135	7.5	41	0

Punting	No.	Yds.	Avg.	Net	TB	10	Lg.	B
Bennett	78	3308	42.4	36.9	4	25	62	0
Chargers	78	3308	42.4	36.9	4	25	62	0
Opponents	90	3789	42.1	36.8	3	25	63	0

Punt Returns	Ret.	FC	Yds.	Avg.	Lg.	TD
Dwight	24	12	271	11.3	64	1
Milburn TM	17	4	139	8.2	19	0
R. Jones TM	3	0	5	1.7	5	0
Chargers	44	16	415	9.4	84	1
Opponents	32	15	346	10.8	40	0

Kickoff Returns	Ret.	Yds.	Avg.	Long	TD
Jenkins	58	1541	26.6	53	2
R. Jones TM	4	126	31.5	74	0
Carson	1	10	10.0	10	0
Fletcher	1	11	11.0	11	0
Harris	1	19	19.0	19	0
Whitman	1	9	9.0	9	0
Chargers	66	1716	26.0	93	2
Opponents	64	1671	26.1	70	0

Field Goals	Att.	Made	Yds.	Avg.	Long
Richey	0/0	0/0	0/0	0/0	0/0
Chargers	0/0	0/0	0/0	0/0	0/0
Opponents	1/1	1/1	1/1	1/1	1/1

Richey (2/6, 486, 326) (2/25, 246, 236, 41N, 436) (3/8N) (2/26, 216, 386) (2/16, 59N, 276, 59N) (2/16, 516) (3/76, 256, 36N, 41N) (4/3N, 486, 356) (2/6) (2/26) (2/26, 266, 270) (5/3N) (1) (1) (4/6N) (1) Christie (1) (1) (1) (1) (1) (1) (1) (2/6) (3/4N, 37N) (2/6, 316) (2/16) (3/26, 256, 406, 416, 366)

Defensive Tackles (solo-ast-pd-ft-rt) R. Harrison 9-17-108-13-2-1, Seau 8-12-96-6-2-1, Beckett 7-27-93-5-1, McNeil 6-12-71-16-1-0, Huff 5-9-15-14-4-0-1, Parralle 6-16-67-1-0-1, Dixon 4-9-14-8-3-0-0, Cody 5-3-6-5-0-0, Willey 3-9-4-12-5-0, Johnson 2-9-18-26-1-2-2, Carson 2-4-6-3-3-0-2, Perry 2-0-4-2-8-5-1, Molden 1-9-1-1-0-0, F. Jones 1-5-1-7-1-0-0, Sanchez 1-4-0-1-1-1-0-0, Dingle 1-0-1-1-1-0-0, Holcsek 8-1-0-4-0-0, Mottling 5-3-8-1-0-0, Carswell 4-3-7-0-0-0, Fontenot 4-3-7-1-0-0, Moreno 5-1-6-0-1-0, Rogers 3-1-4-0-0-0, Williams 2-0-2-0-1-0, Turner 1-1-2-0-0-0, Harris 1-0-1-0-1-0, Tanuvasa 1-0-1-0-0-0, Richey 0-1-1-0-0-0

1998 FINAL STATISTICS

(5-11 Overall) Fifth AFC West -
Home (4-4); Away (1-7)

Kevin Gilbride (2-4);
June Jones (3-7)

Date	W/L	Score	Opponent	Aft.
09/05	W	16-14	Buffalo *	64,037
09/13	W	13-7	at Tennessee	41,088
09/20	L	7-23	at Kansas City	73,730
09/27	L	16-34	New York Giants	55,572
10/04	L	12-17	at Indianapolis	51,989
10/11	L	6-7	at Oakland	42,467
10/18	W	13-10	Philadelphia *	56,967
10/25	L	20-27	Seattle *	58,512
11/08	L	10-17	at Denver	74,925
11/15	W	14-13	Baltimore *	54,388
11/22	W	38-37	Kansas City *	59,884
11/29	L	16-31	Denver *	66,532
12/06	L	20-24	at Washington	65,713
12/13	L	17-38	at Seattle	62,690
12/20	L	10-17	Oakland *	60,716
12/27	L	13-16	at Arizona	71,670

Team Statistics

TOTAL FIRST DOWNS		Chargers	Opponents
Rushing		272	256
Passing		95	72
Penalty		146	149
Third Down Made/Att.		31	35
Third Down Pct.		78/237	68/227
Fourth Down Made/Att.		329	300
Fourth Down Pct.		61/77	61/73
TOTAL NET YARDS		471	462
Avg. Per Game		4592	4208
Total Plays		267.0	263.0
Avg. Per Play		1063	991
NET YARDS RUSHING		43	42
Avg. Per Game		1728	1140
Total Rushes		460	422
NET YARDS PASSING		2864	3018
Avg. Per Game		179.0	191.6
Sacked/Yards Lost		37/251	39/246
Gross Yards		315	334
Attempts/Completions		566/261	530/271
Completion Pct.		461	511
Had Intercepted		34	20
PUNTS/AVERAGE		95/43.9	103/44.1
NET PUNTING AVG.		36.9	36.0
PENALTIES/YARDS		137/1229	120/1005
FUMBLES/BALL LOST		33/17	21/7
TOUCHDOWNS		23	36
Rushing		11	12
Passing		11	21
Returns		1	5
TIME OF POSSESSION		31:7	28:44

Score by Quarters

	Q1	Q2	Q3	Q4	OT	PTS.
Chargers	39	66	58	78	0	241
Opponents	94	101	71	76	0	342

Scoring	TD	RU	PA	RT	PAT	FG	S	PTS.
Carney	0	0	0	0	19/19	26/30	0	97
Fletcher	5	5	0	0	0/0	0/0	0	30
Means	5	5	0	0	0/0	0/0	0	30
F. Jones	3	0	3	0	0/0	0/0	0	20
C. Jones	3	0	3	0	0/0	0/0	0	18
Ricks	2	0	2	0	0/0	0/0	0	12
Still	2	0	2	0	0/0	0/0	0	12
Stephens	1	1	0	0	0/0	0/0	0	6
Thelwell	1	0	1	0	0/0	0/0	0	6
J. Williams	1	0	0	0	0/0	0/0	0	6
Whelhan	1	0	0	0	0/0	0/0	0	2
Chargers	23	11	11	1	19/19	26/30	1	241
Opponents	36	12	21	5	37/37	26/34	0	342

2-PT. Conversions: F. Jones, Whelhan. **Chargers 2-4.** Opponents 1-1

Sacks: Hand 6.0, Johnson 5.5, Harrison 4.0, Coleman 3.5, Seau 3.5, Fuller 3.0, Dixon 2.5, Mims 2.0, Parrallo 1.5, Bush 1.0, Dumas 1.0, Mohring 1.0, Tovar 1.0, Turner 1.0, Gouville 0.5. **Chargers 39.0.** Opponents 37.0

Special Teams Tackles (solo-asst-total): Tovar 10-11, Turner 10-0-10, Dixon 7-0-7, Hamilton 7-0-7, Spencer 7-0-7, Burgess 5-2-7, Fletcher 6-0-6, Lee 5-1-6, Shaw 5-0-5, Stephens 5-0-5, Dodge 4-1-5, Bennett 4-0-4, Clark 4-0-4, G. Williams 4-0-4, Blinn 3-0-3, Harrison 2-1-3, Mohring 2-1-3, Jackson 2-0-2, Rachal 2-0-2, Bynum 1-0-1, Carney 1-0-1, Davis 1-0-1, Gainer 1-0-1, Haskins 1-0-1, Mohring 1-0-1

Passing	Aft.	Comp.	Yds.	Comp. %	Yds./Aft.	TD	TD%	Int.	Int. %	Long	Sack/Lost	Rating
Whelhan	320	149	1803	466	5.63	8	.025	19	0.59	55	15/11	48.0
Leaf	245	111	1289	453	5.26	2	.008	15	0.61	67	22/140	39.0
Fletcher	1	1	23	1	0.00	0	0.00	0	0.00	23	0/0	158.3
Chargers	566	261	3115	461	5.50	11	0.19	34	0.60	67	37/251	44.3
Opponents	530	271	3314	511	6.25	21	0.40	20	0.38	81	39/246	68.2

Rushing	No.	Yds.	Avg.	Long	TD
Means	212	883	4.2	72	5
Fletcher	153	543	3.5	21	5
Stephens	35	122	3.5	12	1
Leaf	27	80	3.0	20	0
C. Jones	4	39	9.8	14	0
Whelhan	18	38	2.1	13	0
Bynum	11	23	2.1	14	0
Chargers	460	1728	3.8	72	11
Opponents	422	1140	2.7	25	12

Receiving	No.	Yds.	Avg.	Long	TD
F. Jones	57	602	10.6	28	3
C. Jones	49	699	15.2	56	3
Still	43	605	14.1	67	2
Ricks	30	450	15.0	39	2
Fletcher	30	188	6.3	22	0
Thelwell	16	268	16.8	55	1
Means	16	91	5.7	22	0
Slaughter	8	93	11.6	31	0
Bynum	4	27	6.8	12	0
W. Davis	4	23	5.8	8	0
Burke	3	32	10.7	17	0
Hartley	2	28	14.0	17	0
Stephens	2	9	4.5	5	0

Chargers	Opponents
261	315
271	334
271	334
271	334

Interceptions	No.	Yds.	Avg.	Long	TD
G. Jackson	6	50	8.3	25	0
Harrison	3	42	14.0	21	0
Dimry	3	38	12.7	30	0
Hand	2	47	23.5	30	0
Shaw	2	0	0.0	0	0
J. Williams	1	14	14.0	14	1
Harper	1	12	12.0	12	0
Spencer	1	0	0.0	0	0
Turner	1	0	0.0	0	0

Chargers	Opponents
20	203
34	512
34	512
34	512

Punting	No.	Yds.	Avg.	Net	TD	1-20	Lg.	B
Bennett	95	4174	43.9	36.8	8	27	65	0
Chargers	95	4174	43.9	36.8	8	27	65	0
Opponents	103	4546	44.1	36.0	15	24	63	0

Punt Returns	Ret.	FC	Yds.	Avg.	Lg.	TD
Rachal	32	8	987	12.1	56	0
Gater TM	13	6	155	11.9	49	0
Chargers	45	14	542	12.0	56	0
Opponents	49	18	515	10.5	74	1

Kickoff Returns	Ret.	Yds.	Avg.	Long	TD
Bynum	16	345	18.2	30	0
Gater TM	16	295	18.4	33	0
Stephens	16	348	21.8	36	0
Rachal	11	192	17.5	25	0
Fletcher	3	71	23.7	36	0
C. Jones	2	25	12.5	17	0
Burke	1	5	5.0	5	0
Hartley	1	11	11.0	11	0
Jacob	1	0	0.0	0	0
Chargers	70	1293	18.5	36	0
Opponents	54	1484	27.5	101	1

Field Goals	1-19	20-29	30-39	40-49	50-
Carney	0/0	10/12	5/5	8/10	2/3
Chargers	0/0	11/12	5/5	8/10	2/3
Opponents	1/1	5/6	10/12	6/11	3/4
Carney (486, 476, 546) (486, 236, 510) (1) (406, 486, 346) (506, 476, 256) (396, 486, 266) (216, 456) (1) (1) (316) (276) (326, 276, 416, 216, 256) (216) (46N, 286) (316, 266)					

Defensive Tackles (solo-asst-total-pf-fk) Seau 92-23-115-7-1, Harrison 89-25-114-10-1, Dimry 59-4-63-20-0, Jackson 50-9-58-9-0, Coleman 46-5-51-0-0, Hand 42-7-49-9-0, Gouville 32-12-44-2-0, Shaw 35-5-40-10-0, Parrallo 30-7-37-9-0, Dixon 26-6-34-1-0, Spencer 29-0-29-0-0, Tovar 22-6-29-0-0, Johnson 22-6-27-1-0, Fuller 18-4-22-4-0-0, Bush 17-6-19-2-0, Dumas 8-3-11-0-0, G. Williams 7-1-6-0-0, Harper 5-3-8-2-0-0, Turner 7-0-7-1-0, Mims 3-3-6-1-0-0, J. Williams 5-1-6-0-0, Mohring 2-1-3-0-0-0, Burgess 1-2-0-0-0, Clark 1-0-0-0-0, Hamilton 1-0-0-0-0, Stephens 1-0-0-0-0

1996 FINAL STATISTICS

**(9-9 Overall) Third AFC West - Bobby Ross
Home (5-3); Away (3-5)**

Date	W/L	Score	Opponent	Att.
09/01	W	29-7	Seattle *	56/80
09/08	W	27-14	Cincinnati *	55,880
09/15	L	10-42	at Green Bay	60,584
09/22	W	40-34	at Oakland	49,097
09/29	W	22-19	Kansas City *	58,394
10/06	L	17-28	at Denver	75,059
10/13	L	14-23	Oakland *	62,350
10/27	L	13-32	at Seattle	39,143
11/03	W	26-19	at Indianapolis	58,484
11/11	W	27-21	Detroit *	60,425
11/17	L	17-25	Tampa Bay *	57,526
11/24	W	28-14	at Kansas City	69,472
12/01	L	7-45	New England *	59,209
12/08	L	3-16	at Pittsburgh	56,368
12/14	L	14-27	at Chicago	49,763
12/22	W	16-10	Denver *	46,801

Team Statistics		Chargers	Opponents
TOTAL FIRST DOWNS			
Rushing		272	320
Passing		80	92
Penalty		169	199
Third Down Made/Att.		24	30
Third Down Pct.		78/230	102/243
Fourth Down Made/Att.		339	042
Fourth Down Pct.		9/19	9/19
TOTAL NET YARDS			
Avg. Per Game		467.0	542.1
Total Plays		291.9	338.8
Avg. Per Play		1022	1100
NET YARDS RUSHING		4.6	4.9
Avg. Per Game		132	175
Total Rushes		82.0	109.7
Avg. Per Game		412	431
Sacked/Yards Lost		33/296	33/201
Gross Yards		354	397
Attempts/Completions		57/314	63/369
Completion Pct.		54	580
Had Intercepted		2	22
NET YARDS PASSING			
Avg. Per Game		87/45.6	71/44.3
NET PUNTING AVG.		312	342
FENELTIES/YARDS		110/999	115/991
FUMBLES/BALL LOST		30/11	29/14
TOUCHDOWNS		32	43
Rushing		7	10
Passing		23	28
Returns		2	5
TIME OF POSSESSION		27:35	32:25

Score by Quarters	Q1	Q2	Q3	Q4	OT	PTS.
Chargers	113	79	45	73	0	310
Opponents	71	125	71	109	0	376

Scoring	TD	RU	PA	FT	PAT	FG	S	PTS.
Carney	0	0	0	0	31/31	29/36	0	118
Martin	14	0	14	0	0/0	0/0	0	84
Russell	7	7	0	0	0/0	0/0	0	42
Jones	4	0	4	0	0/0	0/0	0	24
A. Coleman	2	0	2	0	0/0	0/0	0	12
Fletcher	2	0	2	0	0/0	0/0	0	12
Clark	1	0	0	1	0/0	0/0	0	6
Da. Gordon	1	0	0	1	0/0	0/0	0	6
Pupunu	1	0	1	0	0/0	0/0	0	6
Chargers	32	7	23	2	31/31	29/36	0	310
Opponents	43	10	28	5	40/40	25/33	0	376

2-PT. Conversions: Chargers 0-1, Opponents 0-3

Sacks: Seau 7.0, Mims 6.0, M. Coleman 4.0, R. Davis 3.0, Johnson 3.0, Da. Gordon 2.0, Parrella 2.0, Bush 1.0, Edwards 1.0, Gouveia 1.0, Harrison 1.0, Lee 1.0. **Chargers 33.0, Opponents 33.0**

Special Teams Tackles (solo-est-total): Montreuil 14-2-16, Castle 9-2-11, Fletcher 8-2-10, Hendrix 8-1-9, Clark 7-2-8, Da. Gordon 6-0-8, Sapp 7-1-8, Bush 7-0-7, Young 6-1-7, Dw. Gordon 4-2-6, Ale 4-0-4, Ross 4-0-4, Shaw 4-0-4, Carney 2-0-2, Cummings 2-0-2, Roche 1-1-2, Bennett 1-0-1, Bradley 1-0-1, Coleman 1-0-1, Edwards 1-0-1, May 1-0-1, Harrison 0-1-1

Passing	Att.	Comp.	Yds.	Comp.%	Yds./Att.	TD	TD%	Int.	Int.%	Long	Sack/Lost	Rating
Humphries	416	232	2670	55.8	6.42	16	.433	13	.331	631	20/187	76.7
Salisbury	161	82	984	50.9	6.11	5	.319	8	.050	56	13/109	59.6
Chargers	577	314	3654	.544	6.33	23	.404	21	.036	631	33/296	71.9
Opponents	636	369	3967	58.0	6.08	28	.444	22	.035	60	33/201	76.0

Rushing	No.	Yds.	Avg.	Long	TD
Russell	219	713	3.3	21	7
Fletcher	77	282	3.7	19	0
Hayden	55	166	3.0	13	0
Bradley	32	109	3.4	17	0
Humphries	21	28	1.3	7	0
Salisbury	6	14	2.3	11	0
A. Coleman	1	0	0.0	0	0

Chargers	412	1312	3.2	21	7
Opponents	431	1755	4.1	77	10

Receiving	No.	Yds.	Avg.	Long	TD
Martin	65	1171	18.8	65	14
Fletcher	61	476	7.8	41	2
Jones	41	524	12.8	63	4
A. Coleman	36	486	13.5	50	2
Pupunu	24	271	11.3	41	1
May	19	188	9.9	39	0
Russell	13	180	13.8	35	0
Roche	13	111	8.5	19	0
Mitchell	10	57	5.7	25	0
Still	6	142	23.7	56	0
Ellison	3	15	5.0	6	0
Bradley	1	20	20.0	20	0
Hayden	1	10	10.0	10	0
Reeves	1	3	3.0	3	0
Chargers	314	3654	11.6	631	23
Opponents	369	3867	10.5	60	28

Interceptions	No.	Yds.	Avg.	Long	TD
Harrison	5	56	11.2	29	0
Shaw	3	78	26.0	36	0
Gouveia	3	41	13.7	21	0
Clark	2	83	41.5	63	1
Da. Gordon	2	55	27.5	55	0
Seau	2	18	9.0	10	0
Ross	2	7	3.5	7	0
Harper	1	0	0.0	0	0
Lee	1	-1	-1.0	-1	0
G. Young	1	0	0.0	-1	0
Chargers	22	336	15.3	63	1
Opponents	21	320	15.2	90	2

Punting	No.	Yds.	Avg.	Net	TB	1-20	Lg.	B
Bennett	87	3967	45.6	312	6	23	66	0
Chargers	87	3967	45.6	312	6	23	66	0
Opponents	71	3145	44.3	342	8	23	63	0

Punt Returns	Ret.	FC	Yds.	Avg.	Lg.	TD
Da. Gordon	36	13	537	14.9	81	1
Jones	1	1	21	21.0	21	0
Still	1	0	1	1.0	1	0
Chargers	38	14	558	14.7	81	1
Opponents	51	15	812	12.0	82	1

Kickoff Returns	Ret.	Yds.	Avg.	Long	TD
A. Coleman	55	1210	22.3	57	0
Still	4	193	28.3	37	0
Edwards	1	0	0.0	0	0
Harrison	1	10	10.0	10	0
Pupunu	1	15	15.0	15	0
Russell	1	10	10.0	10	0
Chargers	63	1358	21.6	57	0
Opponents	59	1497	25.4	66	0

Field Goals	1-19	20-29	30-39	40-49	50-
Carney	0/0	10/3	8/8	7/12	3/3
Chargers	0/0	11/3	8/8	7/12	3/3
Opponents	1/1	7/8	9/10	8/11	1/3
Carney (356, 536, 226, 506, 316) (476, 236) (436, 486) (286, 396, 476) (336, 386, 446, 396, 336) (276) (446) (416, 436, 286, 306, 476, 226) (296, 206, 496) (426) (286) (1, 1256) (486, 286) (506, 216, 226)					

Defensive Tackles (solo-est-total-pf-ft): Seau 110-28-138-71-3, Harrison 105-20-125-14-11, Shaw 72-13-65-15-0-0, Gouveia 65-14-79-71-0, Ross 66-10-76-7-21, Bush 46-16-64-0-0-2, Da. Gordon 41-6-47-7-0-0, Clark 36-5-43-6-0-2, Coleman 34-6-42-0-1-0, Parrella 30-7-37-1-0-0, Davis 24-6-30-2-0-1, Mims 19-9-28-0-2-2, Harper 17-2-18-3-0-0, Johnson 16-2-16-0-0-0, Lee 12-5-17-0-0-0, Young 7-5-12-0-0-0, Castle 7-4-10-0-0-0, Montreuil 6-0-6-0-0-0, Sapp 6-0-6-0-0-0, Dw. Gordon 5-0-6-0-0-0, Edwards 5-0-5-0-1-0, Hendrix 4-1-5-0-0-0

1995 FINAL STATISTICS



0-7 Overall! Second AFC West - Bobby Ross Home (5-3); Away (4-4); Postseason (0-1)

Date	W/L	Score	Opponent	Att.
09/03	L	7-17	at Oakland	50,323
09/10	W	14-10	Seattle *	54,420
09/17	W	27-21	at Philadelphia	63,081
09/24	W	17-6	Denver *	58,987
10/01	L	16-31	at Pittsburgh	51,002
10/09	L	23-29 OT	at Kansas City	79,299
10/16	L	9-23	Dallas *	62,664
10/22	W	35-25	at Seattle	45,821
11/05	L	14-24	Miami *	61,996
11/12	L	7-22	Kansas City *	59,285
11/19	L	27-30	at Denver	74,981
11/27	W	12-6	Oakland *	60,807
12/03	W	31-13	Cleveland *	56,359
12/09	W	28-25	Arizona *	55,259
12/17	W	27-24	at Indianapolis	55,318
12/23	W	27-17	at New York Giants	50,243

AFC Wild Card Playoffs 12/31 L 20-35 Indianapolis

Team Statistics	Chargers	Opponents
TOTAL FIRST DOWNS	314	313
Rushing	108	112
Passing	185	178
Penalty	21	23
Third Down Made/Att.	95/222	90/214
Third Down Pct.	42%	42%
Fourth Down Made/Att.	12/21	6/11
Fourth Down Pct.	57%	54%
TOTAL NET YARDS	5275	5174
Avg. Per Game	325.9	310
Total Plays	1020	1020
Avg. Per Play	5.0	5.0
NET YARDS RUSHING	1747	1691
Avg. Per Game	109.2	105.7
Total Rushes	479	444
NET YARDS PASSING	3466	3383
Avg. Per Game	216.6	211.4
Sacked/Yards Lost	32/240	36/222
Gross Yards	3706	3605
Attempts/Completions	540/318	543/321
Completion Pct.	.589	.591
Had Intercepted	16	17
PUNTS/AVERAGE	72/44.7	73/43.4
NET PUNTING AVE.	36.6	36.0
PENALTIES/YARDS	107/553	117/551
FUMBLES/BALL LOST	30/12	24/10
TOUCHDOWNS		
Rushing	15	14
Passing	17	16
Returns	6	4
TIME OF POSSESSION	28:34	30:28

Score by Quarters	Q1	Q2	Q3	Q4	OT	PTS.
Chargers	49	102	69	101	0	321
Opponents	86	107	58	66	6	323

Scoring	TD	RU	PA	RT	FG	S	PTS.
Carney	0	0	0	0	32/33	21/26	0 95
Harmon	6	1	5	0	0/0	0/0	0 36
Marin	6	0	6	0	0/0	0/0	0 36
Means	5	5	0	0	0/0	0/0	0 30
Seay	3	0	3	0	0/0	0/0	0 20
Coleman	3	0	0	3	0/0	0/0	0 18
Culver	3	3	0	0	0/0	0/0	0 18
Hayden	3	3	0	0	0/0	0/0	0 18
Gayle	2	0	0	2	0/0	0/0	0 12
Jefferson	2	0	2	0	0/0	0/0	0 12
Fletcher	1	1	0	0	0/0	0/0	0 6
Humphries	1	1	0	0	0/0	0/0	0 6
Mitchell	1	0	1	0	0/0	0/0	0 6
Seau	1	0	0	1	0/0	0/0	0 6
R. Davis	0	0	0	0	0/0	1/2	0 2
Chargers	37	14	17	6	32/33	21/26	1 321
Opponents	35	15	16	4	28/29	27/32	0 323

2-PT Conversions: Chargers 1-4, Opponents 2-5

Sacks: O'Neal 12.5, Lee 8.0, R. Davis 3.5, R. Johnson 3.0, Mims 2.0, Parrelle 2.0, Seau 2.0, Brandon 1.0, Dw. Gordon 1.0, G. Young 1.0 **Chargers 36.0** (Opponents 32.0)

Passing	Att.	Comp.	Yds.	Comp.%	Yds./Att.	TD	TD%	Int.	Int.%	Long	Sack/Lost	Rating
Humphries	478	282	3381	59.0	7.07	17	.136	14	.029	51t	23/187	80.4
Gilbert	61	36	325	59.0	5.33	0	.000	4	.066	41	0/43	46.1
Marin	1	0	0	0.00	0.00	0	.000	0	.000	0	0/0	39.6
Chargers	540	318	3706	58.9	6.86	17	.031	18	.033	51t	32/240	76.4
Opponents	543	321	3605	59.1	6.64	16	.029	17	.031	50	36/222	75.8

Rushing	No.	Yds.	Avg.	Long	TD
Means	186	730	3.9	36	5
Hayden	128	470	3.7	20	3
Harmon	51	187	3.7	49t	1
Culver	47	155	3.3	17	3
Fletcher	26	140	5.4	46	1
Humphries	33	53	1.6	18	1
Gilbert	6	11	1.8	8	0
Jefferson	2	1	0.5	11	0
Chargers	479	1747	3.6	48t	14
Opponents	441	1691	3.8	60	15

Receiving	No.	Yds.	Avg.	Long	TD
Marin	90	1224	13.6	51t	6
Harmon	62	662	10.7	44	5
Jefferson	48	621	12.9	45	2
Seay	45	537	11.9	38t	3
Pupunu	35	315	9.0	26	0
D. Young	9	90	10.0	22	0
Means	7	46	6.6	14	0
Hayden	5	53	10.6	16	0
Culver	5	21	4.2	12	0
Coleman	3	67	22.3	41	0
Mitchell	3	31	10.3	24	1
Fletcher	3	26	8.7	15	0
Elison	1	6	6.0	6	0
Humphries	1	4	4.0	4	0
Chargers	318	3706	11.7	51t	17
Opponents	321	3605	11.2	50	16

Interceptions	No.	Yds.	Avg.	Long	TD
Harrison	5	22	4.4	17	0
Harper	4	12	3.0	15	0
Gayle	2	99	49.5	99t	1
Clark	2	14	7.0	13	0
Seau	2	5	2.5	3	0
Shaw	1	31	31.0	31	0
Bush	1	0	0.0	0	0
Orlando	0	37	37.0	37	0
Chargers	17	220	12.9	99t	1
Opponents	18	184	9.1	65t	3

Punting	No.	Yds.	Avg.	Net	TB	I-20	Lg.	B
Bennett	72	3221	44.7	36.6	8	28	66	0
Chargers	72	3221	44.7	36.6	8	28	66	0
Opponents	73	3168	43.4	36.0	10	24	63	0

Punt Returns	Ret.	FC	Yds.	Avg.	Lg.	TD
Coleman	28	14	326	11.6	88t	1
Fletcher	3	1	12	4.0	11	0
Chargers	31	15	338	10.9	88t	1
Opponents	35	13	423	12.3	86t	1

Kickoff Returns	Ret.	Yds.	Avg.	Long	TD
Coleman	62	1411	22.8	92t	2
Fletcher	4	65	16.3	30	0
Harmon	4	25	6.3	9	0
Engel	0	1	1.0	1	0
Chargers	70	1502	21.5	92t	2
Opponents	63	1496	23.7	86	0

Field Goals	1-19	20-29	30-39	40-49	50+
Carney	0/0	8/8	10/11	3/5	0/2
Chargers	0/0	8/8	10/11	3/5	0/2
Opponents	0/0	8/8	10/12	7/10	2/2

Carney (42) (1) (35G, 21G) (45G) (28G) (28G, 36G, 29G) (1) (25G) (33G, 39G) (45G) (29G, 32G) (39G, 26G, 51N, 28G, 38G) (31G) (1) (5N, 39N, 33G, 43G) (30G, 45G)

Defensive Tackles (solo-ast-total-pd-ft-fr): Seau 11-18-129-8-3-1, Orlando 7-15-67-6-1-0, Gayle 7-12-65-4-0-1, Harper 6-15-76-14-4-0, Gibson 5-14-63-0-0-0, Bush 4-6-10-6-1-2-1, Shaw 5-1-56-9-0-0, Davis 3-6-10-4-6-0-0, O'Neal 3-6-10-4-5-0-0, Lee 3-11-42-2-0-1, Mims 2-4-32-2-1-1, Clark 2-4-31-9-1-0, Young 2-3-26-0-0-0, Harrison 2-3-24-5-0-0, Gordon 1-6-20-0-0-0, Johnson 1-4-15-1-1-0, Parrelle 1-3-12-0-0-0, Brandon 5-1-6-1-0-0, Barrie 2-0-2-0-0-0, Castle 2-0-2-0-0-0, Montreal 0-0-0-1-0-0

Special Teams Tackles (solo-ast-total): Orlando 15-1-16, Fletcher 11-0-11, Young 11-0-11, Montreal 10-1-11, Harrison 8-1-8, Gordon 7-0-7, Castle 6-0-6, Hendrix 6-0-5, Culver 5-0-5, Gibson 4-0-4, Shaw 4-0-4, Clark 2-2-4, Brandon 3-0-3, Binn 1-2, Bennett 1-0-1, Bush 1-0-1, Carney 1-0-1, May 1-0-1

1994 FINAL STATISTICS

(11-5 Overall) First AFC West - Bobby Ross
Home (6-3); Away (6-2); Postseason (2-1)

Date	W/L	Score	Opponent	Aft.
09/04	W	37-34	at Denver	74,032
09/11	W	27-10	Cincinnati	53,277
09/18	W	24-10	at Seattle	65,536
09/25	W	26-24	at L.A. Raiders	55,365
10/03	W	20-6	Kansas City*	62,923
10/16	W	36-22	at New Orleans	50,565
10/23	L	15-20	Denver*	61,626
10/30	W	25-15	Seattle*	59,000
11/06	L	9-10	at Atlanta	59,277
11/13	W	14-13	at Kansas City	76,997
11/20	L	17-23	at New England	58,690
11/27	W	31-17	L.A. Rams*	59,579
12/05	L	17-24	L.A. Raiders*	63,012
12/11	L	15-38	San Francisco*	62,105
12/18	W	21-6	at New York Jets	48,213
12/24	W	37-34	Pittsburgh*	58,379

AFC Divisional Playoffs

01/08	W	22-21	Miami	63,381
-------	---	-------	-------	--------

AFC Championship Game

01/15	W	17-13	at Pittsburgh	61,545
-------	---	-------	---------------	--------

Super Bowl XXIX (Miami, Fla.)

01/25	L	26-49	San Francisco	74,107
-------	---	-------	---------------	--------

Team Statistics

	Chargers	Opponents
TOTAL FIRST DOWNS	311	308
Rushing	102	89
Passing	181	191
Penalty	28	28
Third Down Made/Att.	68/223	77/210
Third Down Pct.	.305	.367
Fourth Down Made/Att.	10/17	13/25
Fourth Down Pct.	.588	.520
TOTAL NET YARDS	5220	5062
Avg. Per Game	326.3	316.4
Total Plays	1033	1005
Avg. Per Play	5.1	5.0
NET YARDS RUSHING	1852	1404
Avg. Per Game	115.8	87.8
Total Rushes	482	385
NET YARDS PASSING	3368	3658
Avg. Per Game	210.5	228.6
Sacked/Yards Lost	29/251	43/253
Gross Yards	3619	3911
Attempts/Completions	522/305	577/363
Completion Pct.	.584	.629
Had Intercepted	14	17
PUNTS/AVERAGE	72/40.0	76/43.3
NET PUNTING AVE.	35.0	35.0
PENALTIES/YARDS	96/1675	109/989
FUMBLES/BALL LOST	19/9	29/15
TOUCHDOWNS	40	34
Rushing	13	11
Passing	20	20
Returns	7	3
TIME OF POSSESSION	30:19	29:41

Score by Quarters

Chargers	Q1	Q2	Q3	Q4	OT	PTS.
Chargers	52	134	95	100	0	381
Opponents	51	104	46	105	0	306

Scoring	TD	RU	PA	RT	PAT	FG	S	PTS.
Carney	0	0	0	0	33/33	34/38	0	135
Means	12	12	0	0	0/0	0/0	0	72
Martin	7	7	0	0	0/0	0/0	0	42
Seay	6	6	0	0	0/0	0/0	0	36
Harmon	2	1	0	0	0/0	0/0	0	18
Jefferson	3	0	3	0	0/0	0/0	0	18
Coleman	2	0	2	0/0	0/0	0/0	0	12
Gordon	2	0	2	0/0	0/0	0/0	0	12
Pupunu	2	0	2	0/0	0/0	0/0	0	12
Richard	2	0	2	0/0	0/0	0/0	0	12
Vanhorse	1	0	0	1	0/0	0/0	0	6
D. Young	1	0	1	0	0/0	0/0	0	6
Chargers	40	13	20	7	33/33	34/38	0	381
Opponents	34	11	20	3	30/30	22/27	0	306

2-P. Conversions: Chargers 3-7; Opponents 3-4

Sacks: D'Neal 12.5; Mims 11.0; Lee 6.5; Seau 5.5; White 2.0; Johnson 1.5; Parrella 1.0; L. Young 1.0; R. Davis 0.5; L. Miller 0.5; **Chargers 43.0; Opponents 29.0**

Passing	Aft.	Comp.	Yds.	Comp. %	Yds./Att.	TD	TD%	Int.	Int. %	Long	Sack/Lost	Rating
Humphries	453	264	3209	583	7.08	17	.038	12	0.26	99t	25/223	81.6
Gilbert	67	41	400	612	6.12	3	.045	1	.015	26	4/28	67.3
Martin	1	0	0	.000	0.00	0	.000	1	100.0	0	0/0	0.0
Means	1	0	0	0.00	0.00	0	.000	0	0.00	0	0/0	39.6
Chargers	522	305	3619	584	6.93	20	.038	14	.027	99t	29/251	81.3
Opponents	577	363	3911	629	6.76	20	.035	17	0.29	28t	43/253	82.0

Rushing	No.	Yds.	Avg.	Long	TD
Means	343	1350	3.9	25	12
Bieniemy	73	295	4.0	36	0
Harmon	25	94	3.8	15t	1
Culver	8	63	7.9	22	0
Jefferson	3	40	13.3	22	0
Humphries	19	19	1.0	8	0
Hendricksion	1	3	3.0	3	0
Gilbert	8	-3	-4	5	0
Martin	2	-9	-4.5	4	0
Chargers	482	1852	3.8	36	13
Opponents	385	1404	3.6	24	11

Receiving	No.	Yds.	Avg.	Long	TD
Seay	58	645	11.1	49t	6
Harmon	58	615	10.6	35	1
Martin	50	885	17.7	99t	7
Jefferson	43	627	14.6	52t	3
Means	39	235	6.0	22	0
Pupunu	21	214	10.2	25	2
D. Young	17	217	12.8	31	1
Mitchell	11	105	9.5	36	0
Bieniemy	5	48	9.6	25	0
May	2	22	11.0	18	0
Barnes	1	6	6.0	6	0
Chargers	305	3619	11.9	99t	20
Opponents	363	3911	10.8	84t	20

Interceptions	No.	Yds.	Avg.	Long	TD
Richard	4	224	56.0	99t	2
Gordon	4	32	8.0	23	0
Carrington	3	51	17.0	32	0
Harper	3	28	9.3	15	0
Vanhorse	2	56	28.0	50t	1
Griggs	1	11	11.0	11	0
Chargers	17	402	23.6	99t	3
Opponents	14	233	16.6	90t	2

Punting	No.	Yds.	Avg.	Net	TB	1-20	Lg.	B
Wagner	65	2705	41.6	35.3	3	20	59	0
Kidd TM	7	246	35.1	32.3	1	1	53	0
Chargers	72	2951	41.0	35.0	4	21	59	0
Opponents	76	3290	43.3	36.0	4	19	62	0

Punt Returns	Ret.	FC	Yds.	Avg.	Lg.	TD
Gordon	36	19	475	13.2	90t	2
Chargers	36	19	475	13.2	90t	2
Opponents	38	14	348	9.2	44	0

Kickoff Returns	Ret.	Yds.	Avg.	Long	TD
Coleman	49	1293	26.4	90t	2
Harmon	9	167	17.4	25	0
Martin	6	167	20.9	29	0
Mitchell	1	18	18.0	18	0
Parker	1	1	1.0	1	0
Chargers	68	1636	24.1	90t	2
Opponents	79	1740	22.0	93t	1

Field Goals	1-19	20-29	30-39	40-49	50+
Carney	0/0	12/12	15/15	5/9	2/2
Chargers	0/0	12/12	15/15	5/9	2/2
Opponents	1/1	10/10	7/8	3/6	1/2
Carney (27) (37) (20) (36) (49) (36) (24) (27) (36) (32) (49) (31) (29) (29) (22) (39) (37) (26) (44) (25) (39) (30) (33) (49) (47) (1) (40) (34) (31) (46) (37) (24) (30) (42) (1) (37) (46) (32) (26)					

Defensive Tackles (solo-st-total-pd-ft-fr): Seau 124-31-155-3-1-3; Gordon 75-14-89-8-0-2; Carrington 68-20-88-7-1-2; Richard 69-10-79-7-0-2; Griggs 59-14-72-0-0-0; Gibson 50-18-68-3-0-0; Harper 56-10-66-14-0-0; O'Neal 47-13-60-4-1-2; Mims 35-6-41-4-1-2; Lee 30-9-39-1-1-1; Davis 21-9-30-0-1-0; Vanhorse 23-5-28-3-0-0; Young 14-5-19-1-0-0; Clark 9-2-11-0-0-0; Castle 8-2-10-2-0-0; Parrella 6-2-8-1-0-0; Johnson 4-2-6-0-0-0; White 4-1-5-0-1-0; Hendricksion 2-0-2-0-0-0; Bush 2-0-2-0-0-0; Miller 11-2-0-0-0; Winter 1-0-1-1-1-1

Special Teams Tackles (solo-st-total): Harrison 17-3-20; Richard 13-2-15; Bush 11-1-12; Castle 11-0-11; Miller 11-0-11; Coleman 8-2-10; Vanhorse 8-0-8; Binn 6-1-7; Hendricksion 5-1-6; Bieniemy 3-1-4; Young 3-0-4; Clark 1-2-3; Carney 2-0-2; Griggs 2-0-2; Carrington 1-0-1; Culver 1-0-1; May 1-0-1; O'Neal 1-0-1; Wagner 1-0-1; Mitchell 0-1-1



1993 FINAL STATISTICS

(9-9 Overall) Fourth AFC West - Bobby Ross Home (4-4); Away (4-4)

Date	W/L	Score	Opponent	Att.
09/05	W	18-12	Seattle *	58,039
09/12	L	17-34	at Denver	75,074
09/19	W	19-17	Houston	56,519
10/03	L	14-31	at Seattle	54,778
10/10	L	3-16	at Pittsburgh	55,254
10/17	L	14-17	Kansas City *	60,729
10/31	W	30-23	at L.A. Raiders	45,122
11/07	W	30-17	at Minnesota	55,527
11/14	L	13-16	Chicago *	58,459
11/21	L	7-12	L.A. Raiders *	60,915
11/29	W	31-0	at Indianapolis	54,110
12/05	W	13-10	Denver *	60,233
12/12	L	13-20	Green Bay *	57,930
12/19	L	24-28	at Kansas City	74,778
12/27	W	45-20	Miami *	60,301
01/02	W	32-17	at Tampa Bay	35,587

Team Statistics	Chargers	Opponents
TOTAL FIRST DOWNS	313	299
Rushing	120	86
Passing	171	192
Penalty	22	21
Third Down, Made/Att.	89/224	83/210
Third Down Pct.	39.7	39.5
Fourth Down, Made/Att.	6/15	4/8
Fourth Down Pct.	40.0	50.0

TOTAL NET YARDS	4367	5066
Avg. Per Game	310.4	316.6
Total Plays	1050	1002
Avg. Per Play	4.7	5.1

NET YARDS RUSHING	1824	1314
Avg. Per Game	14.0	8.21
Total Rushes	455	414

NET YARDS PASSING	3143	3752
Avg. Per Game	195.4	234.5
Sacked/Yards Lost	32/240	32/205
Gross Yards	3383	3556
Attempts/Completions	563/301	556/329
Completion Pct.	53.5	59.2
Had Intercepted	14	22

PUNTS/AVERAGE	74/42.3	72/42.1
NET PUNTING AVG.	36.4	35.5
PENALTIES/YARDS	87/699	94/724

FUMBLES/BALL LOSS	13/5	19/12
TOUCHDOWNS	33	30
Rushing	14	10
Passing	18	17
Returns	1	3
TIME OF POSSESSION	28:52	30:08

Score by Quarters	Q1	Q2	Q3	Q4	OT	PTS.
Chargers	66	76	67	113	0	322
Opponents	50	102	83	55	0	290

Scoring	TD	RU	PA	RT	PAT	FG	S	PTS.
Carney	0	0	0	0	31/33	31/40	0	124
Means	6	6	0	0	0/0	0/0	0	48
A. Miller	7	0	7	0	0/0	0/0	0	42
Butts	4	4	0	0	0/0	0/0	0	24
Lewis	4	0	4	0	0/0	0/0	0	24
Harmon	2	0	2	0	0/0	0/0	0	12
Jefferson	2	0	2	0	0/0	0/0	0	12
Young	2	0	2	0	0/0	0/0	0	12
Bieniemy	1	1	0	0	0/0	0/0	0	6
Frank	1	0	0	1	0/0	0/0	0	6
Kidd	1	1	0	0	0/0	0/0	0	6
Walker	1	0	1	0	0/0	0/0	0	6
Chargers	33	14	18	1	31/33	31/40	0	322
Opponents	30	10	17	3	30/30	26/33	1	290

2-PL Conversions: Chargers 0-0	Opponents 0-0
--------------------------------	---------------

Sacks: O'Neal 12,0; Mims 7,0; Grossman 4.5; Lee 3,0; Richard 2,0; B. Winter 2,0; Carrington 1,0; Pope 0.5.	
Chargers 32.0	Opponents 32.0

Special Teams Tackles (solo-ast-total): Bush 12-1-13; Hendrickson 7-0-7; Vanhorne 7-0-7; Pope 6-1-7; Carrington 6-0-6; Fuller 6-0-6; Plummer 6-0-6; Richard 6-0-6; Gordon 5-0-5; Anno 4-1-5; Crews 3-0-3; May 3-0-3; Castle 2-1-3; Miller 2-1-3; Pupuunu 2-1-3; Frank 2-0-2; Whitley 2-0-2; Brady 1-0-1; Carney 1-0-1; Doyal 1-0-1; Harmon 1-0-1; Johnson 1-0-1

Passing	Att.	Comp.	Yds.	Comp.%	Yds./Att.
Humphries	324	173	1991	53.4	6.1
Friesz	239	128	1402	53.8	5.9
Means	1	0	0.00	0.00	0.00
Chargers	563	301	3383	53.5	6.01
Opponents	556	329	3658	59.2	7.12

Rushing	No.	Yds.	Avg.	Long	TD
Butts	185	746	4.0	27	4
Means	160	645	4.0	65*	8
Harmon	46	216	4.7	19	0
Bieniemy	33	135	4.1	12	1
Jefferson	3	53	10.6	33	0
Humphries	8	37	4.6	27	0
Friesz	10	3	0.3	2	0
Lewis	3	2	0.7	7	0
Hendrickson	1	0	0.0	0	0
A. Miller	1	0	0.0	0	0
Kidd	3	-13	-4.3	2*	1
Chargers	455	1824	4.0	65*	14
Opponents	404	1314	3.2	19	10

Receiving	No.	Yds.	Avg.	Long	TD
A. Miller	84	1162	13.9	66*	7
Harmon	73	671	9.2	37	2
Lewis	38	463	12.2	47	4
Jefferson	30	391	13.0	39*	2
Walker	21	212	10.1	25*	1
Butts	15	105	7.0	23	0
Pupuunu	13	142	10.9	28	0
Barnes	10	137	13.7	21	0
Means	10	59	5.9	11	0
Young	6	4	6.8	2*	2
Bieniemy	1	0	0.0	0	0
Chargers	301	3383	11.2	66*	18
Opponents	329	3956	12.0	7*	17

Interceptions	No.	Yds.	Avg.	Long	TD
Carrington	7	104	14.9	28	0
Frank	3	119	39.7	102*	1
Seau	2	58	29.0	42	0
Pope	2	14	7.0	12	0
Plummer	2	7	3.5	6	0
Vanhorse	2	0	0.0	0	0
Hendrickson	1	6	6.0	16	0
Gordon	1	3	3.0	3	0
Davis	1	0	0.0	0	0
Richard	1	2	2.0	2	0
Chargers	22	319	14.5	102*	1
Opponents	14	271	19.4	68	2

Punting	No.	Yds.	Avg.	Net	TB	I-20	Lg.	B
Kidd	57	2431	42.6	35.9	7	16	67	0
Sullivan IM	13	541	41.6	39.1	0	3	50	0
Carney	4	155	38.8	34.9	0	1	45	0
Chargers	74	3127	42.3	36.4	7	20	67	0
Opponents	72	3051	42.1	35.5	3	23	77	0

Punt Returns	Ret.	FC	Yds.	Avg.	Lg.	TD
Gordon	31	15	395	12.7	54	0
Lewis	3	2	17	5.7	7	0
Chargers	34	17	412	12.1	54	0
Opponents	36	21	292	8.1	30	0

Kickoff Returns	Ret.	Yds.	Avg.	Long	TD
Lewis	33	994	30.1	60	0
Bieniemy	7	110	15.7	18	0
Hendrickson	2	25	12.5	13	0
Means	2	22	11.0	14	0
A. Miller	2	42	21.0	29	0
Harmon	1	18	18.0	18	0
Chargers	47	901	19.2	60	0
Opponents	64	1063	16.6	48	0

Field Goals	1-19	20-29	30-39	40-49	50-59
Carney	1/1	7/7	14/17	7/12	2/3
Chargers	1/1	7/7	14/17	7/12	2/3
Opponents	0/0	10/10	11/13	1/3	4/7
Carney (266, 446, 516, 326, 516, 196) (3/6) (3/45, 3/46, 2/76, 2/76, 3/66, 2/76) (4/8) (3/36) (4/68, 3/8) (4/56, 3/66, 3/66) (3/66, 3/7) (2/6, 3/8, 2/66, 4/0) (1) (3/66) (5/6) (4/7, 2/76, 3/49) (4/76, 4/30) (3/66) (3/66, 4/94) (4/68, 3/66, 4/36, 4/56)					

Defensive Tackles (solo-ast-total-pd-fk-fr): Seau 108, 21, 129, 11-1, Plummer 78, 15, 93, 1-0, Carrington 67, 12, 19, 14, 0-1, Richard 66, 9, 77, 5-0, Frank 65, 6, 73, 12, 0-0, Neal 49, 7, 56, 6-2, Lee 36, 9, 45, 0-0-1, Vanhorse 36, 6, 42, 2-0-0, Gordon 40, 1-0, 5-0-1, Pope 32, 6, 38, 4-0, Mims 28, 4, 32, 0-2-2, Winter 25, 7, 32, 0-1, Hendrickson 23, 5, 28, 0-0-1, Grossman 16, 7, 23, 4-0-1, Williams 14, 4, 18, 0-0-0, Fuller 8, 0, 8, 3-0-0, Davis 4, 0, 4, 0-0-0, Fields 24, 3, 0, 0-0-0, Bush 11, 2, 0, 0-0-0, Crews 11, 0, 0, 0-0-0, White 1, 0, 1, 0-0-0, Castle 0, 1, 1, 0-0-0, Johnson 0, 1, 0, 0-0-0
--

1992 FINAL STATISTICS

(11-5 Overall) First AFC West - Bobby Ross Home (6-2); Away (5-3); Postseason (1-1)

Date	W/L	Score	Opponent	Att.
09/06	L	10-24	Kansas City	45,024
09/13	L	13-21	@ Denver	74,367
09/20	L	6-23	Pittsburgh	46,127
09/27	L	0-27	@ Houston	57,499
10/04	W	17-6	Seattle	36,763
10/18	W	34-14	@ Indianapolis	46,552
10/25	W	24-21	Denver	53,576
11/01	W	26-0	Indianapolis	40,324
11/08	L	14-16	@ Kansas City	72,826
11/15	W	14-13	@ Cleveland	58,396
11/22	W	29-14	Tampa Bay	43,197
11/29	W	27-3	L.A. Raiders *	59,894
12/06	W	27-21	@ Phoenix	26,880
12/13	W	27-10	Cincinnati	50,579
12/20	W	36-14	@ L.A. Raiders	40,152
12/27	W	31-14	@ Seattle	49,324

AFC Wild Card Playoffs				
01/02	W	17-0	Kansas City	60,681

AFC Divisional Playoffs				
01/10	L	0-31	@ Miami	71,224

Team Statistics

TOTAL FIRST DOWNS	Chargers	Opponents
Rushing	302	250
Passing	168	80
Penalty	161	157
Third Down: Made/Att.	23	13
Third Down Pct.	87(221)	73(200)
Fourth Down: Made/Att.	394	365
Fourth Down Pct.	61(3)	31(2)
Fourth Down Pct.	462	250

TOTAL NET YARDS	Chargers	Opponents
Avg. Per Game	5221	4227
Total Plays	326.3	264.2
Avg. Per Play	1018	907
Total Plays	51	47

NET YARDS RUSHING	Chargers	Opponents
Avg. Per Game	1876	1336
Total Rushes	1172	872
Avg. Per Rush	493	365

NET YARDS PASSING	Chargers	Opponents
Avg. Per Game	3346	2622
Total Passes	2091	1770
Sacked/Yards Lost	33(269)	51(356)

GROSS YARDS	Chargers	Opponents
Attempts/Completions	3914	3188
Completion Pct.	496(292)	491(271)
Had Intercepted	569	552
Had Intercepted	21	25

PUNTS/AVERAGE	Chargers	Opponents
NET PUNTING AVG.	68(42.6)	80(44.6)
PENALTIES/YARDS	364	381
FUMBLES/BALL LOST	91(813)	98(798)
TOUCHDOWNS	26(12)	18(11)
Rushing	36	29
Passing	18	10
Returns	16	17

TIME OF POSSESSION	Chargers	Opponents
Returns	2	2
Returns	32(0.3)	27(57)

Score by Quarters	Q1	Q2	Q3	Q4	OT	PTS.
Chargers	69	92	12	102	0	335
Opponents	62	46	59	74	0	241

Scoring	TD	RU	PA	RT	PAT	FG	S	PTS.
Carney	0	0	0	0	35(36)	26(32)	0	163
Miller	8	0	7	1	0(0)	0(0)	0	48
Bernstine	4	4	0	0	0(0)	0(0)	0	24
Butts	4	4	0	0	0(0)	0(0)	0	24
Harmon	4	3	1	0	0(0)	0(0)	0	24
Humphries	4	4	0	0	0(0)	0(0)	0	24
Lewis	4	0	4	0	0(0)	0(0)	0	24
Bieniemy	3	3	0	0	0(0)	0(0)	0	18
Jefferson	2	0	2	0	0(0)	0(0)	0	12
Walker	2	0	2	0	0(0)	0(0)	0	12
Carrington	1	0	0	1	0(0)	0(0)	0	6
Grossman	0	0	0	0	0(0)	0(0)	2	4
Mims	0	0	0	0	0(0)	0(0)	1	2
Chargers	36	18	16	2	35(35)	26(32)	3	335
Opponents	29	10	17	2	28(29)	13(16)	0	241

2-P. Conversions: Chargers 0-0. Opponents 0-0

Sacks: O'Neal 17.0, Mims 10.0, Grossman 8.0, B. Wimmer 6.0, Seau 4.5, Thornton 2.0, O. Hall 1.0, Rolling 1.0, White 1.0, Lee 0.5, **Chargers 51.0. Opponents 33.0**

Passing	Att.	Comp.	Yds.	Comp.%	Yds./Att.	TD	TD%	Int.	Int.%	Long	Sack/Lost	Rating
Humphries	454	263	3356		579	739	16	.035	18	0.40	671	76.4
Gagliano	42	19	258		452	614	0	.000	3	0.71	55	35.6
Chargers	496	282	3614		569	729	16	.032	21	0.42	671	72.9
Opponents	491	271	3188		552	649	17	.035	25	0.51	831	65.5

Rushing	No.	Yds.	Avg.	Long	TD
Butts	218	809	3.7	22	4
Bernstine	106	499	4.7	25f	4
Bieniemy	74	264	3.6	21	3
Harmon	55	236	4.3	33	3
Humphries	28	79	2.8	25	4
Lewis	2	7	3.5	4	0
Miller	1	-1	-1.0	-1	0
Gagliano	3	-4	-1.3	0	0
Kidd	2	-13	-6.5	0	0
Chargers	489	1875	3.8	33	18
Opponents	365	1335	3.8	52	10

Receiving	No.	Yds.	Avg.	Long	TD
Harmon	79	914	11.6	55	1
Miller	72	1060	14.7	67f	7
Lewis	34	580	17.1	62	4
Walker	34	393	11.6	59	2
Jefferson	29	377	13.0	51	2
Brennan TM	3	22	7.3	12	0
Bernstine	12	86	7.2	16	0
Butts	9	73	8.1	22	0
Bieniemy	5	49	9.8	25	0
Young	4	45	11.3	14	0
Claborne	1	15	15.0	15	0
Chargers	282	3614	12.8	67f	16
Opponents	271	3188	11.8	83f	17

Interceptions	No.	Yds.	Avg.	Long	TD
Carrington	6	152	25.3	69	1
Byrd	4	88	22.0	44	0
Frank	4	37	9.3	33	0
Richard	3	26	8.7	20	0
Seau	2	51	25.5	29	0
Plummer	2	40	20.0	38	0
Blaylock	2	0	0.0	0	0
Vanhorse	1	11	11.0	11	0
Fields	1	0	0.0	0	0
Chargers	25	405	16.2	69	1
Opponents	21	241	11.5	99f	1

Punting	No.	Yds.	Avg.	Net	TB	1-20	Lg.	B
Kidd	68	2899	42.6	36.4	9	22	65	0
Chargers	68	2899	42.6	36.4	9	22	65	0
Opponents	80	3565	44.6	38.1	8	18	62	0

Punt Returns	Ret.	FC	Yds.	Avg.	Lg.	TD
Bieniemy	30	3	229	7.6	21	0
Lewis	13	5	127	9.8	25	0
Brennan TM	1	1	3	3.0	3	0
Chargers	44	12	359	8.2	25	0
Opponents	24	19	244	10.0	46f	1

Kickoff Returns	Ret.	Yds.	Avg.	Long	TD
Lewis	19	402	21.2	62	0
Bieniemy	15	257	17.1	30	0
Harmon	7	95	13.7	30	0
Hendrickson	2	14	7.0	8	0
Brennan TM	1	10	10.0	10	0
Miller	1	39	39.0	39	0
Chargers	45	812	18.0	62	0
Opponents	54	962	17.8	52	0

Field Goals	1-19	20-29	30-39	40-49	50+
Carney	0(0)	13(14)	5(7)	7(8)	1(3)
Chargers	0(0)	13(14)	5(7)	7(8)	1(3)
Opponents	0(0)	4(5)	4(5)	5(6)	0(0)
Carney (45G) (37B, 20G, 27F) (24G, 43G, 25M) (11) (49G, 34N, 5M) (23G, 27G) (62N, 37G) (33G) (11) (48B) (28G, 31G) (27G, 21G) (50G, 43G) (21G, 48G) (40G, 23G, 25G, 28G, 23G) (31G, 38G, 47G)					

Defensive Tackles (solo-ast-total-pd-f-f-r): Seau 79-23-102-10-1, Richard 59-20-79-3-0-1, O'Neal 69-10-78-4-0, Mims 41-12-53-4-1, Plummer 41-12-53-2-1-1, Vanhorse 43-7-50-11-0-0, Byrd 45-4-49-20-12, Rolling 42-7-49-1-1, Carrington 42-5-47-8-2-0, Grossman 41-5-46-11-0-0, Wimmer 32-9-41-2-0-0, Blaylock 33-4-37-6-0-0, Thornton 21-9-23-0-1-1, Frank 25-3-29-9-0-0, Hall 22-4-26-5-2-0, Fields 19-6-25-3-0-0, Hendrickson 7-4-11-0-0-0, Lee 5-2-10-1-1, Murphy 11-2-0-0-0, Savage 10-1-0-0-0, White 1-0-1-0-0-0

Special Teams Tackles (solo-ast-total): Hendrickson 10-2-12, Marve 7-2-9, Frank 7-1-8, May 5-3-8, Richard 7-0-7, Carrington 6-0-6, Plummer 3-2-5, Vanhorse 3-2-5, Hall 3-1-4, Murphy 3-1-4, Jefferson 3-0-3, Pope 2-1-3, Brennan 2-0-2, Fields 2-0-2, Anno 2-0-2, Bieniemy 1-0-1, Carney 1-0-1, Harmon 1-0-1, Kidd 1-0-1

1991 FINAL STATISTICS



(4-12 Overall) Fifth AFC West - Dan Henning Home (3-5); Away (1-7)

Date	W/L	Score	Opponent	Aft.
09/01	L	20-26	at Pittsburgh	55:848
09/08	L	14-34	at San Francisco	60:753
09/15	L	10-13	Atlanta	44:604
09/22	L	19-27	at Denver	73:236
09/29	L	13-14	Kansas City	44:607
10/06	W	21-13	at L.A. Raiders	42:767
10/13	L	24-30	at L.A. Rams	47:433
10/20	L	24-30 OT	Cleveland	48:440
10/27	L	9-20	at Seattle	58:025
11/03	W	17-14	Seattle	43:597
11/07	W	24-21	New Orleans	48:420
11/24	L	3-24	at New York Jets	59:025
12/01	L	7-9	L.A. Raiders *	56:780
12/08	L	17-20 OT	at Kansas City	73:330
12/15	W	38-30	Miami	47:731
12/22	L	14-17	Denver	51:449

Team Statistics

	Chargers	Opponents
TOTAL FIRST DOWNS	285	292
Rushing	114	94
Passing	155	191
Penalty	16	17
Third Down, Made/Att.	78/217	68/189
Third Down Pct.	35.0	36.0
Fourth Down, Made/Att.	13/25	6/8
Fourth Down Pct.	52.0	75.0
TOTAL NET YARDS	4995	5111
Avg. Per Game	312.2	319.4
Total Plays	1010	961
Avg. Per Play	4.9	5.3
NET YARDS RUSHING	2248	1666
Avg. Per Game	140.5	104.1
Total Rushes	464	430
NET YARDS PASSING	2747	3445
Avg. Per Game	171.7	215.3
Sacked/Yards Lost	35/236	28/163
Gross Yards	2983	3628
Attempts/Completions	511/272	503/300
Completion Pct.	53.2	59.6
Had Intercepted	16	19
PTS/AVERAGE	77/39.6	76/40.3
NET PUNTING AVG.	34.8	35.2
PENALTIES/YARDS	95/798	87/716
FUMBLES/BALL LOST	24/12	22/9
TOUCHDOWNS	31	39
Rushing	16	15
Passing	13	22
Returns	2	2
TIME OF POSSESSION	30:02	28:59

Score by Quarters

Chargers	Q1	Q2	Q3	Q4	OT	PTS.
Chargers	41	95	37	101	0	274
Opponents	63	97	73	100	9	342

Scoring	TD	RU	PA	RT	PAT	FG	S	PTS.
Carney	0	0	0	0	31/31	19/29	0	86
Bernstine	6	6	0	0	0/0	0/0	0	48
Butts	7	6	1	0	0/0	0/0	0	42
Lewis	4	0	3	1	0/0	0/0	0	24
McLewen	3	0	3	0	0/0	0/0	0	18
Miller	3	0	3	0	0/0	0/0	0	18
Harmon	2	1	1	0	0/0	0/0	0	12
Hendrickson	2	1	1	0	0/0	0/0	0	12
Frank	1	0	0	1	0/0	0/0	0	6
Jefferson	1	0	1	0	0/0	0/0	0	6
Chargers	31	16	13	2	31/31	19/29	0	274
Opponents	39	15	22	2	37/38	23/29	1	342

2-Pt. Conversions: Chargers 0-0 Opponents 0-0

Sacks: O'Neal 9.0, Seau 7.0, Grossman 5.5, Benson 1.0, Elder 1.0, Phillips 1.0, Plummer 1.0, Rolling 1.0, Shelton 1.0, Hinkle 0.5. **Chargers 28.0** Opponents 35.0

Special Teams Tackles (solo-ast-total) Carrington 16-3-19, Clark 12-1-13, Hendrickson 9-3-12, Frank 9-0-9, Elder 8-1-9, Butts 6-0-6, Thaxton 5-1-6, Harmon 4-1-5, Bayless 3-0-3, Kirk 3-0-3, Plummer 2-0-2, Biemiemy 1-0-1, Mack 1-0-1, Roddenhauer 1-0-1, Fields 0-1-1

Passing	Aft.	Comp.	Yds.	Comp. %	Yds./Aft.	TD	TD%	Int.	Int. %	Long	Sack/Lost	Rating
Friesz	487	262	2896	53.8	5.95	12	2.25	15	3.01	58	32/214	67.1
Gagliano	23	9	76	39.1	3.30	0	0.00	1	0.43	17	3/22	50.3
Bernstine	1	1	11	100.0	11.00	1	100.0	0	0.00	11t	0/0	152.1
Chargers	511	272	2983	52.2	5.84	13	2.25	16	3.11	58	35/236	66.2
Opponents	503	300	3628	59.6	7.21	22	3.44	19	3.78	89t	28/183	80.7

Rushing	No.	Yds.	Avg.	Long	TD
Butts	193	834	4.3	44	6
Bernstine	159	766	4.8	63t	8
Harmon	89	544	6.1	33	1
Jefferson	1	27	27.0	27	0
Gagliano	3	19	6.3	16	0
Friesz	10	18	1.8	11	0
Biemiemy	3	17	5.7	15	0
Lewis	3	10	3.3	9	0
Samuels	2	10	5.0	6	0
Hendrickson	1	3	3.0	3t	1
Chargers	464	2248	4.8	63t	16
Opponents	430	1666	3.9	63t	15

Receiving	No.	Yds.	Avg.	Long	TD
Harmon	59	555	9.4	36	1
Miller	44	649	14.8	56	3
Lewis	42	554	13.2	49t	3
McLewen	37	399	10.8	30	3
Taylor	24	218	9.1	27	0
Walker	20	134	6.7	14	0
Jefferson	12	125	10.4	29	1
Bernstine	11	124	11.3	25	0
Butts	10	91	9.1	46	1
Cox (M)	5	53	10.6	19	0
Hendrickson	4	36	9.0	20	1
Samuels	2	33	16.5	29	0
Young	2	12	6.0	6	0
Chargers	272	2985	11.0	58	13
Opponents	300	3628	12.1	69t	22

Interceptions	No.	Yds.	Avg.	Long	TD
Byrd	6	48	8.0	22	0
Carrington	3	30	10.0	19	0
Rolling	2	54	27.0	47	0
Richard	2	5	2.5	3	0
Smith	2	0	0.0	0	0
Frank	1	7	7.0	7t	0
Shelton	1	19	19.0	19	0
Bayless	1	0	0.0	0	0
Elder	1	0	0.0	0	0
Chargers	19	227	11.9	71t	1
Opponents	16	183	11.4	49	1

Punting	No.	Yds.	Avg.	Net	TB	I-20	Lg.	B
Kidd	76	3064	40.3	34.8	6	22	60	1
Chargers	77	3064	39.8	34.8	6	22	60	1
Opponents	76	3064	40.3	35.2	3	18	60	0

Punt Returns	Ret.	FC	Yds.	Avg.	Lg.	TD
Taylor	28	18	269	9.6	48	0
Lewis	5	5	59	11.8	26	0
Byrd	0	2	0	0.0	0	0
Chargers	33	25	328	9.9	48	0
Opponents	32	25	267	8.3	32	0

Kickoff Returns	Ret.	Yds.	Avg.	Long	TD
Elder	27	535	19.8	42	0
Lewis	23	578	25.1	95t	1
Harmon	2	25	12.5	14	0
Benson	1	2	2.0	2	0
Bernstine	1	7	7.0	7	0
Butts	1	0	0.0	0	0
Carrington	0	24	—	24	0
Chargers	55	1171	21.3	95t	1
Opponents	52	1034	19.9	76	0

Field Goals	I-19	20-29	30-39	40-49	50-
Carney	1/1	6/6	6/8	4/10	2/4
Chargers	1/1	6/6	6/8	4/10	2/4
Opponents	2/2	6/6	11/13	1/4	3/4

Defensive Tackles (solo-ast-total-pd-ff-ft) Seau 11-19-129-2-0, Plummer 89-23-111-0-1, O'Neal 63-5-62-1-2-0, Rolling 52-11-63-5-0-1, Richard 50-9-59-3-1-0, Grossman 47-10-57-0-1-1, Seale 47-5-52-8-1-0, Frank 40-3-41-6-0-0, Byrd 39-6-39-16-1-0, Phillips 32-4-35-2-2-1, Hinkle 28-4-32-0-2-1, Shelton 23-3-26-1-0-0, Smith 17-6-23-3-2-1, Elder 20-2-22-3-0-0, Thorton 16-2-18-1-0-0, Carrington 17-0-17-0-0-1, Thaxton 4-0-4-0-0-0, Benson 3-1-4-0-0-0, Mack 3-1-4-1-0-0, McClendon 1-0-1-0-0-0

1989 FINAL STATISTICS



(6-10 Overall) Fifth AFC West - Dan Henning Home (4-4); Away (2-6)

Date	W/L	Score	Opponent	Aff.
09/10	L	14-40	at L.A. Raiders	40:27
09/17	L	27-34	Houston	42:03
09/24	L	21-6	Kansas City	40:08
10/01	W	24-13	at Phoenix	44:20
10/08	L	10-16	at Denver	75:22
10/15	L	16-17	Seattle	50:07
10/22	L	13-20	New York Giants	48:56
10/29	L	7-10	at Seattle	55:59
11/05	W	20-17	Philadelphia	47:08
11/12	W	14-12	L.A. Raiders *	55:15
11/19	L	17-20	at Pittsburgh	44:20
11/26	L	6-10	at Indianapolis	58:22
12/03	L	17-20	New York Jets	35:54
12/10	L	29-25	at Washington	47:53
12/17	W	20-13	at Kansas City	40:23
12/24	W	16-16	Denver	50:54

Team Statistics

TOTAL FIRST DOWNS		Chargers	Opponents
Rushing		257	235
Passing		95	102
Penalty		149	23
Third Down Made/Att.		61/227	61/227
Third Down Pct.		363	357
Fourth Down Made/Att.		6/18	8/13
Fourth Down Pct.		333	615
TOTAL NET YARDS		4910	4764
Avg. Per Game		306.9	297.8
Total Plays		966	1040
Avg. Per Play		5.0	4.6
NET YARDS RUSHING		1873	1813
Avg. Per Game		117	113.3
Total Rushes		432	478
NET YARDS PASSING		3137	2551
Avg. Per Game		199.9	164.4
Sacked/Yards Lost		39/254	48/360
Gross Yards		3291	3311
Attempts/Completions		515/270	513/283
Completion Pct.		524	552
Had Intercepted		19	25
PUNTS/AVERAGE		84/39.5	79/38.5
NET PUNTING AVG.		32.4	32.9
PENALTIES/YARDS		122/905	93/741
FUMBLE/BALL LOST		24/0	27/3
TOUCHDOWNS		31	29
Rushing		15	15
Passing		3	1
Returns		3	1
TIME OF POSSESSION		28:55	31:05

Score by Quarters

Chargers	Q1	Q2	Q3	Q4	OT	PTS.
Chargers	52	43	67	104	0	266
Opponents	42	92	67	69	0	230

Scoring	TD	RU	PA	RT	PAT	FG	S	PTS.
Bahr	0	0	0	0	29/30	17/25	0	80
A. Miller	11	0	10	1	0/0	0/0	0	66
Butts	9	9	0	0	0/0	0/0	0	54
Spencer	3	3	0	0	0/0	0/0	0	18
Bernstine	2	1	1	0	0/0	0/0	0	12
Cox	2	0	2	0	0/0	0/0	0	12
Glenn	1	0	0	1	0/0	0/0	0	6
Parker	1	0	1	0	0/0	0/0	0	6
B. Smith	1	0	0	1	0/0	0/0	0	6
Walker	1	0	1	0	0/0	0/0	0	6
Chargers	31	13	15	3	29/30	17/25	0	266
Opponents	29	13	15	1	27/29	29/41	1	290

2-PT. Conversions: Chargers 0-0, Opponents 0-0

Sacks: Williams 14-0, O'Neal 12.5, Grossman 10.0, Hinkle 2.5, L. Miller 2.5, B. Smith 2.5, Bayless 1.0, Glenn 1.0, Lyles 1.0, Phillips 1.0, **Chargers 48.0**, Opponents 39.0

Defensive Tackles (solo-ast-total-pd-ft-ft) Plummer 111-35-145-1-0-1, O'Neal 78-18-96-2-2-2, Smith 59-16-75-4-1-2, Williams 52-6-68-5-1-0, Glenn 55-13-68-9-0-1, Figueroa 54-10-64-0-1-1, Byrd 55-8-63-10-2-0, Grossman 47-16-63-4-0-0, Bayless 49-12-61-3-0-1, Seale 49-3-52-12-0-0, Phillips 29-8-37-0-0-0, Lyles 25-6-33-0-1-1, Patterson 26-3-29-4-0-0, Collins 20-5-26-1-0-0, Bennett 21-4-22-1-0-0, Miller 15-3-18-0-0-1, Hinkle 13-3-16-0-0-0

Special Teams Tackles (solo-ast-total) Woodard 12-2-14, Patterson 11-0-11, Figueroa 9-1-10, Brandon 8-1-9, Bennett 6-0-6, Plummer 6-0-5, Butts 5-0-5, Lyles 5-0-5, Bayless 4-0-4, Hinkle 3-0-3, Spencer 3-0-3, Ilesic 2-1-3, Parker 2-0-2, Bahr 1-0-1, Campbell 1-0-1, Holland 1-0-1, Smith 1-0-1

Rushing	No.	Yds.	Avg.	Long	TD
Butts	170	683	4.0	50	9
Spencer	134	521	3.9	15	3
Nelson TM	36	197	5.5	28	0
McMahon	29	141	4.9	15	0
Bernstine	15	137	9.1	32	1
Brinson	17	64	3.8	9	0
Holland	6	46	7.7	24	0
A. Miller	4	21	5.3	24	0
Early	1	19	19.0	19	0
Floyd	6	15	1.9	5	0
Archer	2	14	7.0	14	0
Walker	1	9	9.0	9	0
Plummer	1	6	6.0	6	0
Caravello	1	0	0.0	0	0
Tolliver	7	0	0.0	3	0
Chargers	432	1873	4.3	50	13
Opponents	479	1813	3.8	59	13

Receiving	No.	Yds.	Avg.	Long	TD
A. Miller	75	1252	16.7	69	10
Nelson TM	31	328	10.6	49	0
Holland	26	336	12.9	37	0
Walker	24	395	16.5	49	1
Cox	22	200	9.1	24	2
Bernstine	21	222	10.6	36	1
Spencer	18	112	6.2	23	0
Brinson	12	71	5.9	11	0
Early	11	128	11.5	21	0
Caravello	10	95	9.5	37	0
McEwen	7	99	14.1	29	0
Butts	7	21	3.0	8	0
Allen TM	2	19	9.5	11	0
Parker	2	5	2.5	4	1
Floyd	1	6	6.0	6	0
McMahon	1	4	4.0	4	0
Chargers	270	3291	12.2	69	15
Opponents	283	3311	11.7	59	15

Interceptions	No.	Yds.	Avg.	Long	TD
Byrd	7	38	5.4	22	0
Glenn	4	52	13.0	31	0
Seale	4	47	11.8	25	0
Bennett	3	4	1.3	4	0
Patterson	2	44	22.0	34	0
Lyles	2	28	14.0	28	0
B. Smith	1	9	9.0	9	0
Figueroa	1	2	2.0	2	0
Bayless	1	0	0.0	0	0
Chargers	25	224	9.0	34	0
Opponents	19	179	9.4	40	0

Punting	No.	Yds.	Avg.	Net	TB	1-20	Lg.	B
Ilesic	76	3049	40.1	32.9	7	11	64	0
Colbert	8	266	33.3	27.9	0	0	46	0
Chargers	84	3315	39.5	32.4	7	11	64	0
Opponents	79	3050	38.6	32.9	9	21	63	1

Punt Returns	Ret.	FC	Yds.	Avg.	Lg.	TD
McConkey TM	14	15	111	7.9	20	0
Brinson	11	0	112	10.2	52	0
Walker	6	4	31	5.2	13	0
Usher TM	3	0	15	5.0	11	0
Allen TM	2	0	3	1.5	3	0
Figueroa	1	0	0	0.0	0	0
Lyles	1	0	0	0.0	0	0
Byrd	0	1	0	—	—	0
Chargers	38	20	272	7.2	52	0
Opponents	43	10	451	10.5	38	0

Kickoff Returns	Ret.	Yds.	Avg.	Long	TD
Holland	29	510	17.6	34	0
A. Miller	21	533	25.4	39	1
Usher TM	10	159	15.9	26	0
Floyd	3	12	4.0	12	0
Figueroa	1	21	21.0	21	0
Chargers	64	1295	20.3	39	1
Opponents	57	1249	21.9	84	1

Field Goals	1-19	20-29	30-39	40-49	50-59
Bahr	0/0	6/6	6/9	4/6	1/4
Chargers	0/0	6/6	6/9	4/6	1/4
Opponents	0/1	11/12	12/13	4/11	1/4

Opponents	TD	TD%	Int.	Int. %	Long	Sack/Lost	Rating
McMahon	10	0.31	10	0.31	69	28/167	73.5
Tolliver	5	0.27	8	0.43	49	9/75	57.9
Archer	12	0.5	62	0.83	17	2/12	23.5
Chargers	516	270	3291	524	6.39	39/254	66.7
Opponents	513	283	3311	352	6.45	43/330	64.4

1988 FINAL STATISTICS

(6-10 Overall) Fourth AFC West - Al Saunders
Home (3-5); Away (3-5)

Date	W/L	Score	Opponent	Att.
09/04	L	13-24	at L.A. Raiders	39,029
09/11	L	3-34	at Denver	75,359
09/18	W	17-6	Seattle	44,449
09/25	W	24-23	at Kansas City	45,496
10/02	L	0-12	Denver	55,763
10/09	L	17-23	New Orleans	42,833
10/16	L	28-31	at Miami	58,972
10/23	L	0-16	Indianapolis	37,722
10/30	L	14-17	at Seattle	59,940
11/06	L	3-13	L.A. Raiders *	55,134
11/13	W	10-7	at Atlanta	26,239
11/20	W	38-24	at L.A. Rams	45,462
11/27	L	10-48	San Francisco	51,484
12/04	L	10-27	at Cincinnati	56,866
12/11	W	20-14	Pittsburgh	33,816
12/18	W	24-13	Kansas City	26,339

Team Statistics

TOTAL FIRST DOWNS	Chargers	Opponents
Rushing	255	335
Passing	115	135
Penalty	116	173
Third Down Made/Att.	24	27
Third Down Pct.	70/204	97/221
Fourth Down Made/Att.	343	439
Fourth Down Pct.	719	671
TOTAL NET YARDS	388	545
Avg. Per Game	4429	5418
Total Plays	276.6	338.6
Avg. Per Play	9.7	10.7
NET YARDS RUSHING	2041	2133
Avg. Per Game	127.6	133.3
Total Rushes	438	521
Avg. Per Game	2388	3285
Sacked/Yards Lost	31/240	34/240
Gross Yards	149.3	205.3
Attempts/Completions	468/241	517/274
Completion Pct.	51.5	53.0
Had Intercepted	20	16
PTS/AVERAGE	86/43.5	71/39.3
NET PUNTING AVG.	34.5	32.9
PENALTIES/YARDS	118/1039	74/619
FUMBLES/BALL LOST	26/12	25/10
TOUCHDOWNS	27	38
Rushing	11	15
Passing	11	22
Returns	5	1
TIME OF POSSESSION	28:22	31:38

Score by Quarters

Chargers	Q1	Q2	Q3	Q4	OT	PTS.
Opponents	72	57	37	65	0	231
	69	105	57	101	0	332

Scoring

	TD	RU	PA	RT	PAT	FG	S	PTS.
Alton	0	0	0	0	16/16	8/12	0	39
DeLine	0	0	0	0	12/12	6/8	0	30
Early	4	0	4	0	0/0	0/0	0	24
Malone	4	4	0	0	0/0	0/0	0	24
A. Miller	4	0	3	1	0/0	0/0	0	24
Anderson	3	3	0	0	0/0	0/0	0	18
Redden	3	3	0	0	0/0	0/0	0	18
Flutie	2	0	2	0	0/0	0/0	0	12
Holland	2	0	1	1	0/0	0/0	0	12
Adams	1	1	0	0	0/0	0/0	0	6
Bennett	1	0	0	1	0/0	0/0	0	6
Browner	1	0	0	1	0/0	0/0	0	6
James	1	0	1	0	0/0	0/0	0	6
Seale	1	0	1	0	0/0	0/0	0	6
Chargers	27	11	11	5	27/27	14/20	0	231
Opponents	38	15	22	1	36/37	22/36	1	332

2-PT. Conversions: Chargers 0-0 Opponents 0-0

Sacks Williams 11.0, O'Neal 4.0, Campbell 3.0, Hinkle 3.0, Keys 3.0, Browner 2.5, Phillips 2.0, Bayless 1.0, Glenn 1.0, F. Miller 1.0, Patterson 1.0, Smith 1.0, Wilson 0.5. **Chargers 34.0 Opponents 31.0**

Passing	Att.	Comp.	Yds.	Comp. %	Yds./Att.	TD	TD%	Int.	Int. %	Long	Sack/Lost	Rating
Malone	272	147	1580	54.0	5.81	6	.222	13	0.48	59	9/45	58.8
Laufenberg	144	69	778	47.9	5.40	4	.028	5	0.35	47	18/155	59.3
Vlasic	52	25	270	48.1	5.19	1	.019	2	0.38	57	3/32	54.2
James	0	0	0	—	—	0	—	0	—	0	1/8	—
Chargers	468	241	2628	51.5	5.62	11	.024	20	.043	69	31/240	58.4
Opponents	517	274	3525	53.0	6.82	22	.043	16	0.31	96	34/240	75.9

Rushing	No.	Yds.	Avg.	Long	TD
Anderson	225	1119	5.0	36	3
Spencer	44	215	4.9	24	0
Malone	37	169	4.6	36	4
Adams	38	149	3.9	14	1
Laufenberg	31	120	3.9	23	0
James	23	105	4.6	23	0
Early	7	63	9.0	37	0
A. Miller	7	45	6.4	20	0
Redden	19	30	1.6	5	3
Holland	3	19	6.3	10	0
Bernstine	2	7	3.5	5	0
Vlasic	2	0	0.0	0	0
Chargers	438	2041	4.7	37	11
Opponents	521	2133	4.1	37	15

Receiving	No.	Yds.	Avg.	Long	TD
Holland	39	536	13.7	45	1
A. Miller	36	526	14.6	49	3
James	36	279	7.8	31	1
Anderson	32	182	5.7	20	0
Early	29	375	12.9	38	4
Bernstine	29	340	11.7	59	0
Flutie	18	208	11.6	28	2
Cox	18	144	8.0	20	0
Jones TM	1	11	11.0	11	0
Spencer	1	14	14.0	14	0
Redden	1	11	11.0	11	0
Siwers TM	1	2	2.0	2	0
Chargers	241	2628	10.9	59	11
Opponents	274	3525	12.9	96	22

Interceptions	No.	Yds.	Avg.	Long	TD
Byrd	7	82	11.7	42	0
Browner	2	65	32.5	55	1
Coleman	2	0	0.0	0	0
Bennett	1	21	21.0	21	0
Smith	1	9	9.0	9	0
Faucette	1	2	2.0	2	0
Glenn	1	0	0.0	0	0
Patterson	1	2	2.0	2	0
Chargers	16	179	11.2	55	1
Opponents	20	307	15.4	44	0

Punting	No.	Yds.	Avg.	Net	TB	1-20	Lg.	B
Majsiejenko	85	3745	44.1	34.5	11	22	62	1
Chargers	86	3745	43.5	34.5	11	22	62	1
Opponents	71	2792	39.3	32.9	7	16	65	1

Punt Returns	Ret.	FC	Yds.	Avg.	Lg.	TD
James	28	11	278	9.9	24	0
Flutie	7	5	36	5.1	10	0
Chargers	35	16	314	9.0	24	0
Opponents	56	5	558	10.0	36	0

Kickoff Returns	Ret.	Yds.	Avg.	Long	TD
Holland	31	610	26.1	94	1
A. Miller	25	648	25.9	93	1
Adams	1	13	13.0	13	0
Flutie	1	10	10.0	10	0
Jones TM	1	13	13.0	13	0
Spencer	1	16	16.0	16	0
Chargers	60	1610	25.2	94	2
Opponents	47	1055	22.4	97	1

Field Goals	Att.	Mkts.	Pct.	Yds.	Long
Alton	0/0	0/0	0.0	0	0
DeLine	0/0	0/0	0.0	0	0
Chargers	0/0	0/0	0.0	0	0
Opponents	0/0	8/9	7/10	5/14	27/3

Defensive Tackles (solo-ast-total-pd-ft-fr) Plummer 97-21-118-41-0, Glenn 73-17-90-81-2, Byrd 55-17-72-15-1-0, Williams 61-10-71-0-21, Faucette 43-19-52-0-1-0, Browner 47-12-59-6-0-1, Smith 39-15-50-11-0, Patterson 41-3-44-0-1-0, Phillips 33-9-41-0-0, Charles 34-9-40-1-1, Bennett 35-2-37-0-0, Seale 31-5-36-71-2, Frazier 24-11-35-1-0-0, Coleman 24-8-32-1-1, Bayless 26-3-30-11-0, O'Neal 22-6-28-21-0, Keys 24-2-26-1-0-1, Miller 19-2-21-3-0-0, Wilson 11-6-17-1-0-0, Campbell 14-11-6-0-0-0, Hinkle 10-10-0-0-0, Jackson 6-4-10-0-0, Miller 6-2-8-0-0-0, Brandon 4-2-6-1-0-0, Kirk 1-1-1-0-0-1

1986 FINAL STATISTICS

(4-12 Overall) Fifth AFC West - Don Coryell (1-7); Al Saunders (3-5)
Home (2-6); Away (2-6)

Date	W/L	Score	Opponent	Aft.
08/07	W	50-28	Miami *	57:26
08/14	L	7-20	at New York Giants	74:21
08/21	L	27-50	Washington	57:53
08/28	L	19-17	at L.A. Raiders	63:53
09/05	L	7-33	at Seattle	63:207
10/12	L	14-31	Denver *	55:662
10/19	L	41-42	at Kansas City	55:767
10/26	L	7-23	at Philadelphia	41:469
11/02	L	23-24	Kansas City	48:518
11/09	W	9-3	at Denver	75:022
11/16	L	21-24	Dallas *	55:622
11/20	L	31-37 OT	L.A. Raiders *	56:031
11/30	W	17-3	at Indianapolis	47:850
12/07	W	27-0	Houston	40:103
12/14	L	24-34	Seattle	47:096
12/21	L	17-47	at Cleveland	68:506

Team Statistics

TOTAL FIRST DOWNS		Chargers	Opponents
Rushing	98	104	
Passing	212	182	
Penalty	24	22	
Third Down Made/Att.	98/231	95/221	
Third Down Pct.	424	430	
Fourth Down Made/Att.	61/13	115	
Fourth Down Pct.	482	200	
TOTAL NET YARDS		5366	5366
Avg. Per Game	334.8	335.4	
Total Plays	107	1046	
Avg. Per Play	4.8	5.1	
NET YARDS RUSHING		1676	1678
Avg. Per Game	98.5	104.9	
Total Rushes	471	475	
NET YARDS PASSING		3780	3688
Avg. Per Game	236.3	230.5	
Sacked/Yards Lost	32/255	62/440	
Gross Yards	4045	4128	
Attempts/Completions	604/339	509/288	
Completion Pct.	561	566	
Had Intercepted	3	15	
PUNTS/AVERAGE		79/40.8	81/40.8
NET PUNTING AVE.	32.9	34.9	
PENALTIES/YARDS	119/977	108/918	
FUMBLES/BALL LOST	29/16	42/22	
TOUCHDOWNS		41	47
Rushing	19	14	
Passing	21	27	
Returns	1	6	
TIME OF POSSESSION	30:32	29:29	

Score by Quarters

Chargers	Q1	Q2	Q3	Q4	OT	PTS.
Chargers	73	125	48	89	0	335
Opponents	64	98	101	127	6	396

Scoring

	TD	RU	PA	RT	PAT	FG	S	PTS.
Bennschke	0	0	0	0	39/41	16/25	0	87
Anderson	9	1	6	0	0/0	0/0	0	54
McBee	7	7	0	0	0/0	0/0	0	42
Spencar	6	6	0	0	0/0	0/0	0	36
Winslow	5	0	5	0	0/0	0/0	0	30
Adams	4	4	0	0	0/0	0/0	0	24
Chandler	4	0	4	0	0/0	0/0	0	24
Joiner	2	0	2	0	0/0	0/0	0	12
Flick	1	1	0	0	0/0	0/0	0	6
Holohan	1	0	1	0	0/0	0/0	0	6
Johnson	1	0	1	0	0/0	0/0	0	6
O'Neal	1	0	1	0	0/0	0/0	0	6
Chargers	41	19	21	0	39/41	16/25	1	335
Opponents	47	14	27	6	45/46	23/31	0	396

2-P Conversion: Chargers 0-0 Opponents 0-0

Sacks Lee Williams 15.0, O'Neal 12.5, Smith 11.0, Hardison 6.5, Wilson 5.5, Benson 5.0, Ehin 2.5, Plummer 2.5, Robinson 1.0, Unrein 0.5 **Chargers 62.0** Opponents 32.0

Passing	Aft.	Comp.	Yds.	Comp. %	Yds./Aft.	TD	TD%	Int.	Int. %	Long	Sack/Lost	Rating
Fouts	430	252	3031	58.6	7.05	16	3.7	22	5.1	651	21/73	71.4
Herrmann	97	51	627	52.6	6.46	2	2.1	3	3.1	26	5/43	66.8
Flick	78	33	361	42.3	4.63	2	2.6	8	10.3	28	6/49	29.9
Holohan	2	1	21	50.0	10.50	0	0.0	0	0.0	21	0/0	87.5
Anderson	1	1	4	100.0	4.00	1	100.0	0	0.0	41	0/0	122.9
McBee	1	1	1	100.0	1.00	0	0.0	0	0.0	1	0/0	79.2
Chargers	604	339	4045	56.1	6.70	21	3.5	33	5.5	651	32/265	65.6
Opponents	509	288	4128	56.6	8.11	27	5.3	15	2.9	721	62/440	68.4

Rushing	No.	Yds.	Avg.	Long	TD
Anderson	127	442	3.5	17	1
Adams	118	366	3.1	22	4
Spencer	99	350	3.5	23	6
James	5	224	4.4	24	0
McBee	63	187	3.0	20	7
Herrmann	2	6	3.0	6	0
Flick	6	5	0.8	7	1
Mathison	1	-1	-1.0	-1	0
Fouts	4	-3	-0.7	0	0
Chargers	471	1576	3.3	24	19
Opponents	475	1678	3.5	28r	14

Receiving	No.	Yds.	Avg.	Long	TD
Anderson	80	871	10.9	65r	8
Winslow	64	728	11.4	28r	5
Chandler	56	874	15.6	40	4
Joiner	34	440	12.9	33	2
Johnson	30	399	13.3	30	1
Holohan	29	356	12.3	34	1
James	23	173	7.5	18	0
McBee	10	105	10.5	18	0
Spencer	6	48	8.0	15	0
Adams	4	26	6.5	10	0
Siewers	2	14	7.0	9	0
Ware	1	11	11.0	11	0
Chargers	339	4045	11.9	65r	21
Opponents	288	4128	14.3	72r	27

Interceptions	No.	Yds.	Avg.	Long	TD
Byrd	5	45	9.0	18	0
Dale	4	153	38.3	50	0
Glenn TM	2	31	15.5	31	0
O'Neal	2	22	11.0	17	1
Brown TM	1	23	23.0	23	0
Taylor	1	0	0.0	0	0
Chargers	15	274	18.3	50	1
Opponents	33	421	12.8	80	2

Punting	No.	Yds.	Avg.	Net	TB	1-20	Lg.
Majorsienko	72	3026	42.0	32.9	11	15	62
Chandler	5	167	33.4	33.0	0	0	38
Chargers	79	3193	40.4	32.9	11	15	62
Opponents	81	3304	40.8	34.9	7	15	59

Punt Returns	Ret.	FC	Yds.	Avg.	Lg.	TD
Anderson	25	10	227	9.1	30	0
James	9	6	94	10.4	21	0
Chandler	3	0	13	4.3	10	0
Chargers	37	16	334	9.0	30	0
Opponents	43	5	370	8.6	48	1

Kickoff Returns	Ret.	Yds.	Avg.	Long	TD
Anderson	24	482	20.1	35	0
James	18	315	17.5	31	0
Adams	5	100	20.0	25	0
Spencer	5	81	16.2	21	0
Wyatt	5	74	14.8	23	0
Johnson	3	48	16.0	21	0
Winslow	2	11	5.5	8	0
Chandler	1	11	11.0	11	0
McBee	1	15	15.0	15	0
Plummer	1	0	0.0	0	0
Chargers	65	1187	17.5	35	0
Opponents	60	1088	18.1	46	0

Field Goals	1-19	20-29	30-39	40-49	50-
Bennschke	1/1	6/9	5/8	3/5	1/2
Chargers	1/1	6/9	5/8	3/5	1/2
Opponents	1/1	11/13	8/9	1/6	2/2

Defensive Tackles (solo+total-pd-ff-hi) Smith 63.7/10.6/4.1, Dale 65.16/10.6/2.0, Plummer 78.20/89.3/13, Benson 55.25/80.5/3.1, O'Neal 51.21/82.6/3.1, Williams 51.16/73.6/1.4, Byrd 50.59/59.5/1.0, Long 62.92/55.0/1.2, Ehin 30.16/45.0/0.1, Brown 41.2/43.6/1.2, Taylor 33.6/39.1/2.0, Glenn 29.4/33.0/2.0, Davis 27.5/32.8/0.0, Allen 20.12/32.0/0.0, Robinson 20.9/29.3/2.1, Wyatt 19.6/25.1/0.0, Unrein 15.9/24.0/0.0, Hardison 17.6/23.0/1.1, Wilson 19.2/24.1/0.0, Humer 17.4/21.5/0.0, Sullivan 16.5/21.0/0.0, Nelson 6.2/8.0/0.1, Winter 5.1/6.0/0.0

1985 FINAL STATISTICS



(9-9 Overall) Fourth AFC West - Don Coryell Home (6-2); Away (2-6)

Date	W/L	Score	Opponent	Aff.
09/08	W	14-9	at Buffalo	67/597
09/15	L	35-49	Seattle	54/220
09/22	W	44-41	at Cincinnati	52/270
09/29	L	7-21	Cleveland	53/107
10/06	L	21-56	at Seattle	61/300
10/13	W	31-20	Kansas City	50/067
10/20	L	17-21	at Minnesota	61/670
10/28	L	21-34	at L.A. Raiders	69/297
11/03	W	30-10	Denver *	51/312
11/10	W	40-34 OT	L.A. Raiders *	58/566
11/17	L	24-30 OT	at Denver	74/376
11/24	L	35-37	at Houston	34/336
12/01	W	40-7	Buffalo	45/487
12/08	W	54-44	Pittsburgh *	52/098
12/15	W	20-14	Philadelphia	45/569
12/22	L	34-38	at Kansas City	18/178

Team Statistics

	Chargers	Opponents
TOTAL FIRST DOWNS	380	354
Rushing	92	122
Passing	259	216
Penalty	29	24
Third Down, Made/Att.	86/209	89/209
Third Down Pct.	41.3	42.6
Fourth Down, Made/Att.	6/10	8/12
Fourth Down Pct.	60.0	66.7
TOTAL NET YARDS	6535	6255
Avg. Per Game	408.4	391.6
Total Plays	1111	1005
Avg. Per Play	5.9	5.7
NET YARDS RUSHING	1655	1972
Avg. Per Game	104.1	123.3
Total Rushes	440	470
Avg. Per Game	46.70	42.93
Sacked/Yards Lost	39/305	28/333
Gross Yards	5175	4507
Attempts/Completions	632/386	595/357
Completion Pct.	61.1	60.0
Had Intercepted	30	26
PTS/AVERAGE	68/42.4	70/38.8
NET PUNTING AVG.	35.7	33.5
FUMBLIES/YARDS	100/937	86/703
FUMBLIES/BALL LOST	44/19	37/16
TOUCHDOWNS	20	55
Rushing	60	25
Passing	37	28
Returns	3	2
TIME OF POSSESSION	29:21	30:39

Score by Quarters

	Q1	Q2	Q3	Q4	OT	PTS.
Chargers	86	134	96	145	6	467
Opponents	82	124	114	109	6	435

Scoring

	TD	RU	PA	RT	PAT	FG	S	PTS.
Thomas	0	0	0	0	51/55	18/28	0	105
Chandler	10	0	10	0	0/0	0/0	0	60
Spencer	10	0	0	0	0/0	0/0	0	60
James	8	2	6	0	0/0	0/0	0	48
Anderson	7	4	2	1	0/0	0/0	0	42
Joiner	7	0	7	0	0/0	0/0	0	42
Sievers	6	0	6	0	0/0	0/0	0	36
Holohan	3	0	3	0	0/0	0/0	0	18
McGee	3	3	0	0	0/0	0/0	0	18
Bendross	2	0	2	0	0/0	0/0	0	12
Adams	1	1	0	0	0/0	0/0	0	6
Dale	1	0	0	1	0/0	0/0	0	6
Hendy	1	0	0	1	0/0	0/0	0	6
Johnson	1	0	1	0	0/0	0/0	0	6
Berischkie	0	0	0	0	2/2	0/0	0	2
Chargers	60	20	37	3	53/57	18/28	0	467
Opponents	55	25	28	2	51/53	18/20	0	435

2-Pt. Conversions: Chargers 0-0 Opponents 0-0

Sacks Williams 9.0, Robinson 7.0, L. King 6.0, Lowe 5.5, Wilson 3.0, Bradley 2.0, Garnett TM 1.0, B. Smith 2.0, Ehin 1.5, Davis 1.0, Ferguson TM 1.0, Green 1.0, Chargers 40.0, Opponents 38.0

Passing	Aff.	Comp.	Yds.	Comp. %	Yds./Att.
Fouts	430	254	3638	59.1	8.46
Herrmann	201	132	1537	65.7	7.65
Holohan	1	0	0	.000	0.00
Anderson	0	0	0	—	—
Chargers	632	386	5175	61.1	8.19
Opponents	595	357	4597	60.0	7.73

Rushing	No.	Yds.	Avg.	Long	TD
James	105	516	4.9	56T	2
Spencer	124	478	3.9	24	10
Anderson	116	429	3.7	27	4
McGee	42	181	4.3	44	3
Adams	16	49	3.1	14	1
Steels TM	6	12	2.0	5	0
Chandler	1	9	9.0	9	0
Mojsejenko	1	0	0.0	0	0
Fouts	11	-1	-0.1	7	0
Herrmann	18	-8	-0.4	11	0
Chargers	440	1655	3.8	56T	20
Opponents	470	1972	4.2	61	25

Receiving	No.	Yds.	Avg.	Long	TD
James	86	1027	11.9	67T	6
Chandler	67	1199	17.9	75T	10
Joiner	59	932	15.8	39T	7
Holohan	42	458	10.9	23	3
Sievers	41	438	10.7	30	6
Anderson	35	422	12.1	52T	2
Winslow	25	318	12.7	26	0
Bendross	11	156	14.2	54	2
Spencer	11	135	12.3	43	0
Johnson	4	51	12.8	20T	1
McGee	3	15	5.0	7	0
Adams	1	12	12.0	12	0
Faulkner	1	12	12.0	12	0
Chargers	386	5175	13.4	75T	37
Opponents	357	4597	12.9	84T	28

Interceptions	No.	Yds.	Avg.	Long	TD
Walters	5	71	14.2	30	0
Hendy	4	139	34.8	75T	1
Lowe	3	6	2.0	4	0
Dale	2	83	41.5	47T	1
Bradley	2	36	18.0	18	0
Devis	2	29	14.5	28	0
Owen	2	17	8.5	12	0
L. King	2	8	4.0	5	0
McPherson	1	30	30.0	30	0
Byrd	1	25	25.0	25	0
Williams	1	17	17.0	17	0
B. Smith	1	0	0.0	0	0
Chargers	26	461	17.7	75T	2
Opponents	30	288	8.9	27	0

Punting	No.	Yds.	Avg.	Het	TB	I-20	Lg.	B
Mojsejenko	68	2861	42.4	35.7	9	15	67	0
Chargers	68	2861	42.4	35.7	9	15	67	0
Opponents	70	2717	38.6	33.5	8	21	61	1

Punt Returns	Ret.	FC	Yds.	Avg.	Lg.	TD
James	25	8	213	8.5	24	0
McPherson	0	2	0	—	—	0
Steels TM	0	1	0	—	—	0
Chargers	25	11	213	8.5	24	0
Opponents	36	1	214	7.6	20	0

Kickoff Returns	Ret.	Yds.	Avg.	Long	TD
James	36	779	21.6	46	0
Anderson	13	302	23.2	98T	1
Steels TM	10	223	22.3	54	0
McGee	7	135	19.3	33	0
Adams	2	50	25.0	26	0
Bendross	1	2	2.0	2	0
Holohan	1	0	0.0	0	0
Sievers	1	3	3.0	3	0
Chargers	71	1494	21.0	98T	1
Opponents	68	1363	20.0	51	0

Field Goals	1-19	20-29	30-39	40-49	50+
Thomas	1/1	8/8	6/10	3/7	0/2
Chargers	1/1	8/8	6/10	3/7	0/2
Opponents	0/0	5/6	6/10	5/9	2/5

Thomas (1) (21G) (20G, 28G, 52N, 34G) (31N) (1) (30G) (42G) (50N) (36G, 35G, 18G) (34G, 23G, 30N, 35N) (40R, 47R, 41N, 36G) (47N) (24G, 29G) (1) (45G, 46G) (24G, 26G, 32N)

Defensive Tackles (solo-ast-total-nd-ff-nt): Smith 99-32(13)-2-3, Green 79-25-10-6-2-2, Byrd 84-16-10-4-2-1, King 69-16-8-4-3-6-0, Dale 67-10-7-7-6-1-0, Lowe 60-12-62-11-0, Hendy 44-13-57-4-0-1, Walters 51-5-56-9-0-1, Ehin 39-14-53-3-0-1, Williams 40-9-49-6-1-0, Bradley 32-3-35-7-2, Nelson 28-8-34-0-1-0, Wilson 23-7-30-2-1-1, Anderson 19-1-20-4-0-1, O'Bard 12-0-20-0-0-0, Olsby 8-3-11-0-0-0

TD	TD%	Int.	Int. %	Long	Sack/Lost	Rating
27	.063	20	.047	75T	18/135	881
10	.050	10	.050	59	19/157	845
0	.000	0	.000	0	1/8	39.6
0	—	0	—	0	1/5	—
37	.059	30	.047	75T	39/205	816
26	.047	26	.044	84T	40/304	816

1984 FINAL STATISTICS

(7-9 Overall) Fifth AFC West - Don Coryell Home (4-4); Away (3-5)

Date	W/L	Score	Opponent	Att.
09/02	W	42-13	at Minnesota	57/276
09/09	L	17-51	at Seattle	61/304
09/16	W	39-14	Houston *	52/285
09/24	L	30-53	at L.A. Raiders	70/331
09/30	W	27-24	Detroit *	53/300
10/07	W	34-28	at Green Bay	54/045
10/14	L	13-31	at Kansas City	62/233
10/21	L	37-44	L.A. Raiders *	57/442
10/29	L	0-24	Seattle *	53/974
11/04	W	38-10	at Indianapolis	60/143
11/11	L	13-16	Denver *	53/162
11/18	W	34-28 OT	Miami *	53/041
11/25	L	24-52	at Pittsburgh	55/856
12/03	W	20-7	Chicago *	45/470
12/09	L	13-16	at Denver	74/867
12/16	L	21-42	Kansas City *	40/221

Team Statistics		Chargers	Opponents
TOTAL FIRST DOWNS			
Rushing		574	322
Passing		106	109
Penalty		240	189
Third Down, Made/Att.		28 / 24	24 / 24
Third Down Pct.		115/244	83/197
Fourth Down, Made/Att.		4/71	4/21
Fourth Down Pct.		9/21	9/10
TOTAL NET YARDS			
Avg. Per Game		429	300
Total Plays		6297	5936
Avg. Per Play		383.6	371.0
NET YARDS RUSHING			
Avg. Per Game		165.4	186.1
Total Rushes		1034	1167
Avg. Per Play		456	457
NET YARDS PASSING			
Avg. Per Game		463	405
Catches/Yards Lost		36/285	33/278
Grease Yards		4928	4303
Attempts/Completions		662/401	530/323
Completion Pct.		60.6	60.8
Had Intercepted		21	19
POINTS/AVERAGE			
NET YARDS/AVERAGE		66/42.0	73/39.6
PENALTIES/YARDS		35/21	34/8
FUMBLES/BALL LOST		112/102.3	108/90.6
TOUCHDOWNS		35/67	34/77
Rushing		48	51
Passing		18	23
Returns		25	27
TIME OF POSSESSION			
		5	1
		31/43	28/17

Score by Quarters							PTS.
Chargers	Q1	Q2	Q3	Q4	OT	PTS.	
Chargers	96	100	62	130	6	394	
Opponents	60	127	135	91	0	413	

Scoring	TD	RU	PA	RT	PAT	FG	S	PTS.
Bennschke	0	0	0	0	4/4	1/7	2/9	92
Jackson	9	6	1	0	0/0	0/0	0	54
Chandler	6	0	6	0	0/0	0/0	0	36
Joiner	6	0	6	0	0/0	0/0	0	36
McBee	6	4	2	0	0/0	0/0	0	36
Duckworth	4	0	4	0	0/0	0/0	0	24
P. Johnson T.M.	3	3	0	0	0/0	0/0	0	18
Sievers	3	0	3	0	0/0	0/0	0	18
Ricardo	0	0	0	0	5/6	3/3	0	14
Byrd	2	0	0	2	0/0	0/0	0	12
Thomas	2	2	0	0	0/0	0/0	0	12
Winslow	2	0	2	0	0/0	0/0	0	12
Holohan	1	0	1	0	0/0	0/0	0	6
James	1	0	0	1	0/0	0/0	0	6
Lowe	1	0	0	1	0/0	0/0	0	6
Morris	1	0	0	1	0/0	0/0	0	6
L. Williams	1	0	0	1	0/0	0/0	0	6
Chargers	48	18	25	5	46/47	20/29	0	394
Opponents	51	23	27	1	50/50	19/25	0	413

2-P. Conversions: Chargers 0-0, Opponents 0-0

Flags: Ferguson 8.0, Robinson 4.5, King 4.0, Lowe 3.0, B. Smith 3.0, Ebin 2.0, Eiko 1.5, Ackerman T.M. 1.0, Fox 1.0, Green 1.0, Greene 1.0, L. Williams 1.0, Young 1.0, **Chargers 33.0**, Opponents 36.0

Passing	Att.	Comp.	Yds.	Comp.%	Yds./Att.	TD	TD%	Int.	Int.%	Long	Sack/Loss	Rating
Fouts	507	317	3740	62.5	7.38	19	3.7	17	3.4	61t	29/228	82.4
Luther	151	89	1163	59.0	7.70	5	3.3	3	2.0	88t	7/57	83.7
Holohan	2	1	25	50.0	12.50	1	50.0	0	0.0	25t	0/0	195.4
James	2	0	0	0.0	0.00	0	0.0	1	50.0	0	0/0	0.0
Chargers	662	401	4928	60.6	1.44	25	3.8	21	3.2	88t	36/285	82.9
Opponents	531	323	4303	60.8	8.10							88.6

Rushing	No.	Yds.	Avg.	Long	TD
Jackson	286	1079	4.0	32t	8
McBee	67	226	3.4	30	4
James	25	115	4.6	20	0
Muncie	14	51	3.6	11	0
P. Johnson T.M.	19	46	2.4	7	3
Thomas	14	43	3.1	9	2
Morris	5	12	2.4	5	1
Luther	4	11	2.8	7	0
Fouts	12	-29	-2.4	3	0
Chargers	456	1654	3.6	32t	18
Opponents	457	1651	4.1	81	23

Receiving	No.	Yds.	Avg.	Long	TD
Joiner	61	793	13.0	41	6
Holohan	56	734	13.1	51	1
Winslow	55	663	12.1	33	2
Chandler	52	708	13.6	63t	6
Sievers	41	438	10.7	32	3
Jackson	39	222	5.7	21	1
Duckworth	25	715	28.6	88t	4
James	23	206	9.0	31	0
Bendross	16	213	13.3	29	0
Egluff	11	92	8.4	17	0
McBee	9	76	8.4	43	2
Morris	5	20	4.0	9	0
Muncie	2	36	18.0	20	0
P. Johnson T.M.	2	7	3.5	7	0
Gissingar	1	3	3.0	3	0
Fouts	1	0	0.0	0	0
Chargers	401	4928	12.3	88t	25
Opponents	323	4303	13.3	75t	27

Interceptions	No.	Yds.	Avg.	Long	TD
Byrd	4	157	39.3	59t	1
Lowe	3	61	20.3	32t	1
B. Smith	3	41	13.7	17	0
King	2	52	26.0	37	0
Turner	2	43	21.5	43	0
Young	2	31	15.5	31	0
L. Williams	1	66	66.0	66t	1
Fox	1	36	36.0	36	0
Gregor	1	12	12.0	12	0
Chargers	19	499	26.3	99t	4
Opponents	21	180	8.6	31	0

Punting	No.	Yds.	Avg.	Net	TB	I-20	Lg.	B
Buford	66	2773	42.0	35.1	3	11	60	0
Chargers	66	2773	42.0	35.1	3	11	60	0
Opponents	73	2680	36.6	34.8	7	25	63	0

Punt Returns	Ret.	FC	Yds.	Avg.	Lg.	TD
James	30	9	208	6.9	59t	1
Bird T.M.	1	0	4	4.0	4	0
Henderson	1	2	0	0.0	0	0
L. Smith T.M.	1	0	0	0.0	0	0
Chandler	0	1	0	-	0	0
Chargers	33	12	212	6.4	59t	1
Opponents	43	5	399	9.3	27	0

Kickoff Returns	Ret.	Yds.	Avg.	Long	TD
James	43	559	12.9	55	0
McBee	14	316	22.5	35	0
Bird T.M.	2	15	7.5	15	0
Egluff	2	20	10.0	11	0
Gofourth	1	0	0.0	0	0
Jackson	1	10	10.0	10	0
Chargers	63	1319	20.9	55	0
Opponents	72	1437	20.0	44	0

Field Goals	1-19	20-29	30-39	40-49	50-
Bennschke	1/1	4/6	3/4	6/11	1/4
Ricardo	0/0	0/0	0/0	0/0	0/0
Chargers	1/1	5/7	4/5	9/12	1/4
Opponents	0/0	2/2	5/9	8/9	4/5
Bennschke (288)	(436)	(236)	(516)	(336)	(486)
Ricardo (11)	(11)	(386)	(428)	(296)	(11)
(49N) (296)	(49N) (496)	(216)	(52N) (426)	(46)	(53N) (39N)
Ricardo (11)	(11)	(11)	(386)	(428)	(296)
(11)	(11)	(11)	(11)	(11)	(11)

Defensive Tackles (solo-sat-total-pp-ff-gr) Green 106-29-135-4-1-1, Smith 88-27-115-3-0-3, King 75-73-92-9-0-1, Byrd 47-7-54-13-0-0, Lowe 39-15-54-3-1-0, Ferguson 40-10-50-2-2-1, Fox 40-6-46-6-1-1, Greene 35-10-43-1-0-2, Eiko 32-11-43-2-0-0, Ebin 29-13-42-0-0-1, Young 30-9-39-9-1-1, Turner 30-6-36-4-0-1, Thomas 26-3-31-0-0-0, Henderson 24-3-27-0-0, Smith 23-3-26-0-0-0, Crosby 20-2-22-0-0-0, Bryant 16-5-21-0-0-1, McPherson 12-7-14-4-0-1, Walters 13-4-17-3-0-0, Robinson 12-5-17-4-0-2, Preshon 11-6-17-0-1-1, Williams 11-3-14-0-0-1, Bradley 9-5-14-2-0-0, Ackerman 7-3-10-0-0-0

1982 FINAL STATISTICS

(6-3 Overall) Second AFC West - Don Coryell Home (3-1); Away (3-2); Postseason (1-1)

Date	W/L	Score	Opponent	Att.
09/12	W	23-3	at Denver	73,564
09/19	L	12-19	at Kansas City	60,514
10/22	L	24-28	at L.A. Raiders	42,162
10/28	W	30-20	Denver *	47,629
12/05	W	30-13	at Cleveland	54,064
12/11	W	41-37	at San Francisco	55,988
12/20	W	50-34	Cincinnati *	51,296
12/26	W	44-26	Baltimore *	49,711
01/02	L	34-41	L.A. Raiders *	51,612
AFC Wild Card Playoffs				
01/09	W	31-28	at Pittsburgh	53,546
AFC Divisional Playoffs				
01/16	L	13-34	at Miami	71,983

Team Statistics		Chargers	Opponents
TOTAL FIRST DOWNS			
Rushing		233	196
Passing		72	65
Penalty		145	119
Third Down Made/Att.		16	12
Third Down Pct.		53/103	39/103
Fourth Down Made/Att.		5/20	3/19
Fourth Down Pct.		0/1	7/11
TOTAL NET YARDS			
Avg. Per Game		4048	3253
Total Plays		449.8	361.4
Avg. Per Play		6.7	5.9
NET YARDS RUSHING			
Total Rushes		1021	961
Avg. Per Game		124.6	106.6
Total Rushes		267	230
NET YARDS PASSING			
Total Passes		2927	2292
Avg. Per Game		355.2	254.7
Sacked/Yards Lost		12/94	19/145
Gross Yards		3321	2437
Attempts/Completions		339/208	342/233
Completion Pct.		61.6	68.1
Had Intercepted		12	13
PUNTS/AVERAGE			
NET PUNTING AVG.		23/37.7	27/44.9
FENNELTIES/YARDS		3/4	3/6
FUMBLES/BALL LOST		64/530	70/612
TOUCHDOWNS		17/8	19/12
Rushing		3/4	2/5
Passing		15	10
Returns		19	10
TIME OF POSSESSION		0	5
		29:16	30:42

Score by Quarters	Q1	Q2	Q3	Q4	OT	PTS.
Chargers	51	90	83	64	0	288
Opponents	30	63	71	57	0	221

Scoring	TD	RU	PA	RT	FG	S	PTS.
Benirschke	0	0	0	0	32/34	0	80
Chandler	9	0	9	0	0/0	0	54
Muncie	9	8	1	0	0/0	0	54
Brooks	6	6	0	0	0/0	0	36
Winslow	6	0	6	0	0/0	0	36
Fitzkee	1	0	1	0	0/0	0	6
Fouts	1	1	0	0	0/0	0	6
Scales	1	0	1	0	0/0	0	6
Sievers	1	0	1	0	0/0	0	6
Johnson	0	0	0	0	0/0	1	2
Chargers	34	15	19	0	32/34	16/22	2 288
Opponents	25	10	10	5	23/24	16/19	0 221

2-PT. Conversions: Chargers 0-0; Opponents 0-0

Sacks: Ferguson 4.5, Johnson 4.0, Ackerman 3.0, Kelcher 2.0, Lowe 2.0, Jones 1.5, King 1.0, W. Young 1.0. Chargers 19.0; Opponents 12.0

Passing	Att.	Comp.	Yds.	Comp. %	Yds./Att.	TD	TD%	Int.	Int. %	Long	Sack/Lost	Rating
Benirschke	330	204	2883	61.8	8.74	17	.052	11	.033	441	12/94	93.3
Chandler	4	2	55	50.0	13.75	0	.000	1	.250	55	0/0	56.3
Muncie	3	2	83	66.7	27.67	2	.667	0	.000	661	0/0	149.3
Winslow	1	0	0	0.00	0.00	0	.000	0	.000	0	0/0	39.6
Chargers	338	208	3021	61.5	8.94	19	.056	12	.036	661	12/94	94.6
Opponents	342	233	2437	68.1	7.13	10	.029	13	.038	49	19/145	82.5

Rushing	No.	Yds.	Avg.	Long	TD
Muncie	138	569	4.1	27	8
Brooks	87	430	4.9	481	6
Cappelletti	22	82	3.7	17	0
Chandler	5	32	6.4	21	0
Fouts	9	8	0.9	9	1
Jodai	3	7	2.3	3	0
R. Bell	2	6	3.0	4	0
Luther	1	-3	-3.0	-3	0
Chargers	267	1121	4.2	481	15
Opponents	230	961	4.2	30	10

Receiving	No.	Yds.	Avg.	Long	TD
Winslow	54	721	13.4	40	6
Chandler	49	1032	21.1	661	9
Joiner	36	545	15.1	43	0
Muncie	25	207	8.3	39	1
Brooks	13	66	5.1	12	0
Sievers	12	173	14.4	26	1
Cappelletti	7	49	6.9	22	0
Scales	6	105	17.5	291	1
Fitzkee	3	47	15.7	181	1
Duckworth	2	77	38.5	55	0
Jodai	1	0	0.0	0	0
Chargers	208	3021	14.5	661	19
Opponents	233	2437	10.5	49	10

Interceptions	No.	Yds.	Avg.	Long	TD
Fox	4	103	25.8	35	0
Thrirt	2	16	8.0	9	0
Williams	2	12	6.0	6	0
A. Young	2	9	4.5	9	0
Gregor	1	6	6.0	6	0
Lowe	1	2	2.0	2	0
Allen	1	0	0.0	0	0
Chargers	13	148	11.4	35	0
Opponents	12	262	21.8	621	3

Punting	No.	Yds.	Avg.	Net	TB	I-20	Lg.	B
Bulford	21	868	41.3	31.4	3	5	71	2
Chargers	23	868	37.7	31.4	3	5	71	2
Opponents	27	1213	44.9	34.6	7	3	60	0

Punt Returns	Ret.	FC	Yds.	Avg.	Lg.	TD
Brooks	12	4	138	11.5	29	0
Chandler	0	1	0	—	—	0
Chargers	12	5	138	11.5	29	0
Opponents	7	2	86	12.3	30	0

Kickoff Returns	Ret.	Yds.	Avg.	Long	TD
Brooks	33	749	22.7	47	0
A. Young	4	45	11.3	16	0
Jodai	3	45	15.0	16	0
Bauer	2	24	12.0	15	0
R. Bell	1	10	10.0	10	0
Gassinger	1	0	0.0	0	0
Sievers	1	17	17.0	17	0
Chargers	45	890	19.8	47	0
Opponents	51	591	11.6	36	0

Field Goals	Att.	Made	Pct.	Yds.	Long
Benirschke	2/2	2/2	100%	40-49	50-
Chargers	2/2	2/2	100%	7/7	1/5
Opponents	2/2	6/7	85.7%	0/1	7/7
Benirschke (51G, 24G, 40G, 50N, 58N) (49G) (19G, 33N) (41G, 18G, 42G) (24G) (25G, 50N, 41G) (43G, 26G) (45G, 53N) (27G, 23G, 20N)					

1978 FINAL STATISTICS

9-7 Overall) Fourth AFB West - Tommy Prothro (1-3); Don Coryell (8-4) Home (5-3); Away (4-4)

Table with columns: Date, W/L, Score, Opponent, Att. (at Seattle, Oakland*, at Denver, Green Bay, at New England, Denver*, Miami, at Detroit, at Oakland, Cincinnati, Kansas City, at Minnesota, at Kansas City, Chicago*, Seattle, at Houston)

Team Statistics

Summary statistics for Rushing, Passing, Penalties, Third Down, Fourth Down, NET YARDS, NET YARDS RUSHING, NET YARDS PASSING, PUNTS/AVERAGE, PENALTIES/YARDS, FUMBLES/BALL LOST, TOUCHDOWNS, TIME OF POSSESSION

Score by Quarters table with columns: Q1, Q2, Q3, Q4, OT, PTS., Changers, Opponents

Scoring table with columns: TD, RU, PA, RT, PAT, FG, S, PTS. (listing players like Benirschke, Jefferson, Bauer, Mitchell, Burton, D. Woods, Curran, Fouts, Klein, Fuller, Johnson, Joiner, McCrary TM, McDonald, Changers, Opponents)

2-PL Conversions: Changers 0-0 Opponents 0-0

Sacks: Changers 54.0 Opponents 32.0

Summary statistics for Passing (Fouts, Harris, Olander, Changers, Opponents) with columns: Att., Comp., Yds., Comp.%, Yds./Att., TD, TD%, Int., Int.%, Long, Sack/Lost, Rating

Rushing summary table with columns: No., Yds., Avg., Long, TD (listing Mitchell, D. Woods, Bauer, Matthews, C. Williams, Fouts, McCrary TM, Anderson, Barnes TM, Harris, Jefferson, Rodgers, West, Olander, Changers, Opponents)

Receiving summary table with columns: No., Yds., Avg., Long, TD (listing Mitchell, Jefferson, Klein, D. Woods, Joiner, Matthews, Bauer, Owens, Curran, Burton, Rodgers, McDonald, Barnes TM, McCrary TM, C. Williams, Anderson, Changers, Opponents)

Interceptions summary table with columns: No., Yds., Avg., Long, TD (listing Fuller, Edwards, M. Williams, Stringer, P. Shaw, Johnson, Lowe, Dove, King, Middleton, Goode, Horn, Kelcher, Changers, Opponents)

Punting summary table with columns: No., Yds., Avg., Net, TB, I-20, B (listing West, Changers, Opponents)

Punt Returns summary table with columns: Ret., FG, Yds., Avg., Lg., TD (listing Fuller, Rodgers, P. Shaw, Goode, Owens, M. Williams, Changers, Opponents)

Kickoff Returns summary table with columns: Ret., Yds., Avg., Long, TD (listing Owens, Rodgers, Anderson, C. Williams, Fuller, Horn, D. Woods, Klein, Macak, Middleton, Preston, Slater, Stringer, Changers, Opponents)

Field Goals summary table with columns: 1-19, 20-29, 30-39, 40-49, 50-59 (listing Changers, Opponents)

Summary statistics for Rushing (Benirschke, Changers, Opponents) with columns: TD, TD%, Int., Int.%, Long, Sack/Lost, Rating

1975 FINAL STATISTICS



2-12 Overall) Fourth AFC West - Tommy Prothro Home (1-5); Away (1-6)

Date	W/L	Score	Opponent	Att.
09/21	L	0-37	Pittsburgh	35,653
09/28	L	17-33	at Houston	33,765
10/05	L	0-6	Oakland	31,095
10/12	L	10-13 OT	Los Angeles	37,382
10/19	L	10-12	Kansas City	26,469
10/26	L	0-25	at Oakland	42,796
11/01	L	24-35	at New York Giants	52,032
11/09	L	19-33	New England	24,349
11/16	L	17-27	Denver	26,048
11/23	L	13-28	at Minnesota	43,737
11/30	L	10-13 OT	at Denver	44,382
12/07	W	28-20	at Kansas City	46,698
12/15	W	24-16	New York Jets	49,705
12/21	L	17-47	at Cincinnati	46,474

Team Statistics

	Chargers	Opponents
TOTAL FIRST DOWNS	198	92
Rushing	98	154
Passing	89	139
Penalty	11	19
Third Down Made/Att.	54/188	110/217
Third Down Pct.	28.7	50.7
Fourth Down Made/Att.	0/1	0/1
Fourth Down Pct.	.000	.000
TOTAL NET YARDS	3411	4952
Avg. Per Game	243.6	353.7
Total Plays	821	1022
Avg. Per Play	4.2	4.8
NET YARDS RUSHING	1801	2442
Avg. Per Game	128.6	174.4
Total Rushes	434	605
NET YARDS PASSING	1610	2510
Avg. Per Game	115.0	179.3
Backed/Yards Lost	50/398	26/209
Gross Yards	1938	2719
Attempts/Completions	337/165	390/237
Completion Pct.	49.0	60.8
Had Intercepted	17	20
PUNTS/AVERAGE	79/36.6	56/39.6
NET PUNTING AVG.	31.1	30.4
PENALTIES/YARDS	84/705	81/686
FUMBLES/BALL LOST	32/12	34/14
TOUCHDOWNS	22	40
Rushing	14	21
Passing	7	16
Returns	1	3
TIME OF POSSESSION	34:24	25:36

Score by Quarters

Chargers	Q1	Q2	Q3	Q4	OT	PTS.
Chargers	37	54	55	43	0	189
Opponents	90	102	69	78	6	345

Scoring

	TD	RU	PA	RT	PAT	FG	S	PTS.
Werschling	0	0	0	0	20/21	12/24	0	55
Young	6	5	1	0	0/0	0/0	0	36
Mathews	3	3	0	0	0/0	0/0	0	18
McDonald	3	0	3	0	0/0	0/0	0	18
Fouts	2	2	0	0	0/0	0/0	0	12
Garrison	2	0	2	0	0/0	0/0	0	12
Scarber	2	1	1	0	0/0	0/0	0	12
D. Woods	2	2	0	0	0/0	0/0	0	12
T. Baker	1	1	0	0	0/0	0/0	0	6
Fuller	1	0	0	1	0/0	0/0	0	6
Curran	0	0	0	0	0/0	0/0	0	1
Chargers	22	14	7	1	20/21	12/24	0	189
Opponents	40	21	16	3	35/39	22/34	2	345

2-P. Conversions: Chargers 0-0 Opponents 0-0

Sacks: Chargers 28.0 Opponents 50.0

Passing	Att.	Comp.	Yds.	Comp. %	Yds./Att.
Fouts	195	106	1396	54.4	7.16
Freitas	110	49	525	44.5	4.77
Douglass TM	27	7	53	25.9	1.96
Carer TM	5	3	24	60.0	4.80
Chargers	337	165	1998	49.0	5.93
Opponents	390	237	2719	60.8	6.97

Rushing	No.	Yds.	Avg.	Long	TD
Young	138	577	4.2	48*	5
D. Woods	87	317	3.6	17	2
Mathews	71	254	3.6	24	3
Fouts	23	170	7.4	32	2
T. Baker	42	131	3.1	18	1
Bonner	28	120	4.3	12	0
Douglass TM	10	42	4.2	9	0
Scarber	15	68	4.5	18	1
Freitas	11	56	5.1	17	0
Garrison	3	30	10.0	20	0
Curran	3	21	7.0	12	0
Carter TM	2	11	5.5	9	0
Ankins	1	4	4.0	4	0
Chargers	434	1801	4.1	48*	14
Opponents	606	2442	4.0	46*	21

Receiving	No.	Yds.	Avg.	Long	TD
Curran	45	619	13.8	39	0
Garrison	27	438	16.2	40	2
Young	21	166	7.9	16	1
McDonald	19	298	15.7	57	3
D. Woods	13	101	7.8	22	0
Scarber	12	68	5.7	12	1
Mathews	9	59	6.6	22	0
Sweet	8	147	18.4	52	0
T. Baker	6	27	4.5	7	0
Briscoe TM	2	25	12.5	14	0
Bonner	2	8	4.0	5	0
Bradley	1	42	42.0	42	0
Chargers	165	1998	12.1	57	7
Opponents	237	2719	11.5	60*	16

Interceptions	No.	Yds.	Avg.	Long	TD
Fletcher	6	107	16.7	45	0
M. Williams	4	67	16.8	40	0
Colbert	2	10	5.0	10	0
Graham	2	5	2.5	4	0
Goode	1	37	37.0	37	0
Mahalic	1	3	3.0	3	0
Fuller	1	1	1.0	1	0
Beauchamp TM	1	0	0.0	0	0
Rice	1	0	0.0	0	0
S. Williams	1	0	0.0	0	0
Chargers	20	223	11.2	45	0
Opponents	17	371	21.8	81	1

Punting	No.	Yds.	Avg.	Net	TB	I-20	Lg.	B
Partee	79	2910	36.8	31.1	4	0	56	1
Chargers	79	2910	36.8	31.1	4	0	56	1
Opponents	56	2227	39.8	30.4	4	0	64	0

Punt Returns	Ret.	FC	Yds.	Avg.	Lg.	TD
Fuller	36	0	410	11.4	52	1
Colbert	2	0	32	16.0	23	0
Chargers	38	0	442	11.6	52	1
Opponents	48	9	373	7.8	32	0

Kickoff Returns	Ret.	Yds.	Avg.	Long	TD
Fuller	31	725	23.4	34	0
Young	15	323	21.5	34	0
Smith	8	222	27.8	41	0
Andrews	6	93	15.5	27	0
Colbert	5	91	18.2	26	0
Curran	3	28	9.3	15	0
Markovich	1	0	0.0	0	0
Chargers	69	1482	21.5	41	0
Opponents	40	1101	27.5	64	0

Field Goals	1-19	20-29	30-39	40-49	50+
Werschling	0/0	4/4	5/9	3/9	0/2
Chargers	0/0	4/4	5/9	3/9	0/2
Opponents	2/2	12/14	6/6	4/11	0/1

Werschling (1) (53N, 29G) (1) (38N, 42N, 36G) (36N, 49N, 36G) (34N) (26G) (41G, 49N, 30G, 25G, 37G) (22G) (47N) (34G) (30N) (46N, 49N, 45G) (52N, 43G)

1974 FINAL STATISTICS

**(5-9 Overall) Fourth AFC West - Tommy Prothro
Home (3-4); Away (2-5)**

Date	W/L	Score	Opponent	Att.
09/16	L	14-21	at Houston	25,377
09/22	W	20-17	at Cincinnati	51,078
09/29	L	21-28	Miami	44,706
10/06	L	7-13	Philadelphia	38,124
10/13	L	10-14	Oakland	40,539
10/20	L	7-27	at Denver	50,929
10/27	L	14-24	Kansas City	34,371
11/03	W	36-35	Cleveland	35,683
11/10	W	14-7	at Kansas City	48,551
11/17	L	10-17	at Oakland	50,178
11/24	L	0-34	at Green Bay	56,267
12/01	L	14-27	at New York Jets	44,688
12/08	W	28-21	Chicago	33,692
12/15	W	17-0	Denver	36,571

Team Statistics

	Chargers	Opponents
TOTAL FIRST DOWNS	245	272
Rushing	113	128
Passing	117	127
Penalty	15	17
Third Down Made/Att.	71/172	61/149
Third Down Pct.	41.3	40.9
Fourth Down Made/Att.	0/0	0/3
Fourth Down Pct.	.000	.000
TOTAL NET YARDS	4415	4830
Avg. Per Game	315.4	345.0
Total Plays	880	893
Avg. Per Play	5.0	5.4
NET YARDS RUSHING	2111	2160
Avg. Per Game	150.8	164.3
Total Rushes	508	508
NET YARDS PASSING	2304	2670
Avg. Per Game	164.6	190.7
Sacked/Yards Lost	23/175	18/145
Gross Yards	2478	2815
Attempts/Completions	349/165	367/222
Completion Pct.	47.3	60.5
Had Intercepted	22	15
PUNTS/AVERAGE	76/40.6	66/40.6
NET PUNTING AVG.	32.9	35.0
PENALTIES/YARDS	74/609	80/751
FUMBLES/BALL LOST	24/11	19/13
TOUCHDOWNS	28	37
Rushing	15	21
Passing	12	13
Returns	1	3
TIME OF POSSESSION	30:00	30:00

Score by Quarters

	Q1	Q2	Q3	Q4	OT	PTS.
Chargers	21	61	54	76	0	212
Opponents	68	76	62	79	0	285

Scoring

	TD	RU	PA	RT	PAT	FG	S	PTS.
D. Woods	10	7	3	0	0/0	0/0	0	60
Garrison	5	0	5	0	0/0	0/0	0	30
Pardee	0	0	0	0	26/28	1/5	0	29
Bonner	6	3	1	0	0/0	0/0	0	24
Matthews	4	4	0	0	0/0	0/0	0	24
Werschling	0	0	0	0	0/0	5/11	0	15
Davis	2	0	2	0	0/0	0/0	0	12
Fouts	1	1	0	0	0/0	0/0	0	6
Gay	1	0	0	1	0/0	0/0	0	6
Stewart	1	0	1	0	0/0	0/0	0	6
Chargers	28	15	12	1	26/28	6/16	0	212
Opponents	37	21	13	3	38/37	9/20	0	285

2-PT. Conversions: Chargers 0-0, Opponents 0-0

Sacks: Chargers 18.0, Opponents 23.0

Passing

	Att.	Comp.	Yds.	Comp. %	Yds./Att.	TD	TD%	Int.	Int. %	Long	Sack/Lost	Rating
Fouts	237	115	1732	48.5	7.31	8	.034	13	.055	751	12/99	61.4
Freitas	109	49	719	45.0	6.60	3	.028	8	.073	721	11/76	45.6
D. Woods	3	1	26	33.3	9.33	1	.333	1	.333	261	0/0	68.8
Chargers	349	165	2479	47.3	7.10	12	.034	22	.063	751	23/175	56.3
Opponents	367	222	2815	60.5	7.67	13	.035	15	.041	841	18/145	79.2

	No.	Yds.	Avg.	Long	TD
Rushing					
D. Woods	227	1182	5.1	561	7
Matthews	95	328	3.5	16	4
Edwards	65	261	4.0	30	0
Bonner	66	199	3.0	12	3
Fouts	19	63	3.3	16	1
Thomas	21	56	2.7	12	0
D. Gordon	1	25	25.0	25	0
Freitas	6	16	2.7	9	0
Thompson	6	8	1.3	8	0
Davis	2	-7	-3.5	2	0
Chargers	508	2111	4.2	561	15
Opponents	508	2160	4.3	43	21

Receiving

	No.	Yds.	Avg.	Long	TD
Garrison	41	765	18.1	711	5
D. Woods	26	349	13.4	751	3
Stewart	19	263	14.9	231	1
Davis	18	432	24.0	170	2
Edwards	13	102	7.8	16	0
Matthews	12	90	7.5	23	0
Bonner	11	101	9.2	22	1
LeVias	9	105	11.7	18	0
Beirne	7	121	17.3	26	0
Grannell	3	51	17.0	22	0
Parris	3	36	12.0	17	0
D. Gordon	2	15	7.5	17	0
Thomas	1	9	9.0	9	0
Chargers	165	2479	15.0	751	12
Opponents	222	2815	12.7	841	13

Interceptions

	No.	Yds.	Avg.	Long	TD
Fletcher	4	74	18.5	31	0
Howard	3	52	17.3	23	0
Rice	3	44	14.7	15	0
Beauchamp	1	35	35.0	35	0
Williams	1	25	25.0	25	0
Anthony	1	23	23.0	23	0
Hoey	1	20	20.0	20	0
Gerstbach	1	0	0.0	0	0
Chargers	15	273	18.2	35	0
Opponents	22	311	14.1	381	1

Punting

	No.	Yds.	Avg.	Net	TB	I-20	Lg.	B
Pardee	76	3042	40.0	32.9	7	0	65	0
Chargers	76	3042	40.0	32.9	7	0	65	0
Opponents	66	2679	40.6	36.0	4	0	62	0

Punt Returns

	Ret.	FC	Yds.	Avg.	Lg.	TD
Colbert	15	1	128	8.5	28	0
D. Gordon	8	3	39	4.9	12	0
LeVias	5	0	41	8.2	22	0
Davis	4	0	34	8.5	16	0
Hoey	4	0	38	9.5	15	0
Beirne	1	0	7	7.0	7	0
Chargers	37	4	287	7.8	28	0
Opponents	48	2	401	8.4	34	0

Kickoff Returns

	Ret.	Yds.	Avg.	Long	TD
D. Gordon	14	354	25.3	39	0
Thompson	12	242	20.2	35	0
Colbert	10	215	21.5	26	0
LeVias	6	116	19.3	27	0
Hoey	3	73	24.3	27	0
Parris	3	29	9.7	13	0
D. Woods	3	61	20.3	29	0
Thomas	2	32	16.0	18	0
Dunlap	1	19	19.0	19	0
Stewart	1	1	1.0	1	0
Chargers	55	1142	20.8	39	0
Opponents	39	960	24.6	61	0

Field Goals

	1-19	20-29	30-39	40-49	50+
Werschling	0/0	1/1	1/3	3/4	0/3
Pardee	0/0	1/2	0/2	0/1	0/0
Chargers	0/0	2/3	1/5	3/5	0/3
Opponents	0/0	6/8	2/6	1/5	0/1
Werschling (48N) (62B) (28B) (1) (5-4B) (40B) (35N) (33N) (42B) (1) (1) (53N) (37B)					
Pardee (40N) (36N) (23B) (33N) (22B) (1) (1) (1) (1) (1) (1) (1)					



1973 FINAL STATISTICS

(2-11 Overall) Fourth AFC West - Harland Svare (1-6-1); Ron Waller (1-5)
Home (2-5); Away (0-6-1)

Date	W/L	Score	Opponent	Att.
09/16	L	0-38	at Washington	53,589
09/23	W	34-7	Buffalo	47,588
09/30	L	13-20	Cincinnati	46,733
10/07	L	21-38	at Pittsburgh	48,795
10/14	L	17-27	Oakland	50,672
10/21	L	0-41	Atlanta	41,527
10/28	T	16-16	at Cleveland	68,244
11/04	L	0-19	Kansas City	50,234
11/11	L	19-30	at Denver	51,034
11/18	W	17-14	New Orleans	34,848
11/25	L	3-31	at Oakland	40,195
12/02	L	14-30	at New England	56,150
12/09	L	28-42	Denver	44,954
12/16	L	6-33	at Kansas City	43,755

Team Statistics

	Chargers	Opponents
TOTAL FIRST DOWNS	198	257
Rushing	88	125
Passing	93	124
Penalty	17	18
Third Down, Made/Att.	63/184	84/184
Third Down Pct.	34.2	45.7
Fourth Down, Made/Att.	0/2	3/3
Fourth Down Pct.	.000	100.0
TOTAL NET YARDS	3622	4518
Avg. Per Game	258.7	322.7
Total Plays	831	925
Avg. Per Play	4.4	4.9
NET YARDS RUSHING	1814	2264
Avg. Per Game	129.6	161.7
Total Rushes	431	559
NET YARDS PASSING	1808	2254
Avg. Per Game	129.1	161.0
Sacked/Yards Lost	37/321	26/219
Gross Yards	2129	2473
Attempts/Completions	363/161	341/177
Completion Pct.	44.4	51.9
Had Intercepted	30	16
POINTS/AVERAGE	72/41.1	60/43.1
NET PUNTING AVE.	35.8	35.3
PENALTIES/YARDS	74/628	68/579
FUMBLES/BALL LOST	4/21	3/18
TOUCHDOWNS		
Rushing	9	23
Passing	9	18
Returns	4	5
TIME OF POSSESSION	23:34	36:25

Score by Quarters

Chargers	Q1	Q2	Q3	Q4	OT	TTS.
Chargers	29	61	34	64	0	188
Opponents	95	102	93	96	0	386

Scoring

	TD	RU	PA	RT	PAT	FG	S	PTS.
Wersching	0	0	0	0	13/16	1/25	0	45
Holmes	7	7	0	0	0/0	0/0	0	42
LeVias	3	0	3	0	0/0	0/0	0	18
Garrison	2	0	2	0	0/0	0/0	0	12
Smith	2	0	0	2	0/0	0/0	0	12
Thaxton	2	0	2	0	0/0	0/0	0	12
Pardee	0	0	0	0	6/6	1/2	0	9
Bacon	1	0	0	1	0/0	0/0	0	6
Edwards	1	1	0	0	0/0	0/0	0	6
Garrett	1	0	1	0	0/0	0/0	0	6
C. Jones	1	1	0	0	0/0	0/0	0	6
Rice TM	1	0	0	1	0/0	0/0	0	6
Thomas	1	0	1	0	0/0	0/0	0	6
Holliday	0	0	0	0	0/0	0/0	0	1
Chargers	22	9	9	4	19/21	12/27	0	188
Opponents	45	23	16	5	42/45	22/38	1	386

2-Pl. Conversions: Chargers 0-0 Opponents 0-0

Sacks: Chargers 28.0 Opponents 37.0

Passing	Att.	Comp.	Yds.	Comp. %	Yds./Att.	TD	TD%	Int.	Long	Sack/Lost	Rating
Fouts	194	87	1125	.448	5.80	6	.031	13	691	14/29	46.0
Clark	90	40	532	.444	5.91	0	.000	9	54	9/36	24.2
Unitas	76	34	471	.447	6.20	3	.039	7	62	14/36	40.0
Holliday	2	0	0	.000	0.00	0	.000	1	5.00	0	0.0
Garrett	1	0	0	.000	0.00	0	.000	0	0.00	0	0.0
Chargers	363	161	2129	.444	5.87	9	.026	30	693	37/821	31.3
Opponents	341	177	2473	.519	7.25	18	.053	16	781	26/219	73.6

Rushing	No.	Yds.	Avg.	Long	TD
Edwards	133	619	4.6	50	1
Garrett	114	467	4.1	68	0
Holmes	78	289	3.7	24	7
C. Jones	55	170	3.1	38	1
Clark	13	86	6.6	16	0
Holliday	6	70	11.7	22	0
Thomas	22	48	2.2	12	0
LeVias	2	33	16.5	22	0
Fouts	7	32	4.6	16	0
Norman	1	10	10.0	10	0
Chargers	431	1814	4.2	68	9
Opponents	559	2264	4.1	47	23

Receiving	No.	Yds.	Avg.	Long	TD
LeVias	30	535	17.9	69	3
Edwards	25	164	6.6	28	0
Holmes	19	151	7.9	30	0
Garrett	15	124	8.3	30	1
Garrison	14	292	20.9	51	2
Holliday	14	182	13.0	36	0
Norman	13	200	15.4	24	0
C. Jones	7	125	17.9	37	0
Thaxton	7	119	17.0	31	2
Williams TM	7	118	16.9	30	0
Thomas	7	51	7.3	37	1
McBee	3	67	22.3	50	0
Chargers	161	2129	13.2	69	9
Opponents	177	2473	14.0	78	18

Interceptions	No.	Yds.	Avg.	Long	TD
Howard	5	25	5.0	25	0
Stratton	3	45	15.3	23	0
Bacon	1	80	80.0	80	1
Saller	1	20	20.0	20	0
Gerstbach	1	9	9.0	9	0
Rossovich	1	9	9.0	9	0
Rice TM	1	8	8.0	8	0
Smith	1	4	4.0	4	0
Rogers	1	3	3.0	3	0
Redman	1	1	1.0	1	0
Chargers	16	205	12.8	80	1
Opponents	30	532	17.7	81	0

Punting	No.	Yds.	Avg.	Net	TB	I-20	Lg.	B
Pardee	72	2958	41.1	35.8	6	0	62	3
Chargers	72	2958	41.1	35.8	6	0	62	3
Opponents	60	2586	43.1	35.3	3	0	63	0

Punt Returns	Ret.	FC	Yds.	Avg.	Lg.	TD
Smith	27	5	352	13.0	84	2
McBee	6	4	56	9.3	28	0
Chargers	33	9	408	12.4	84	2
Opponents	35	10	257	7.3	29	0

Kickoff Returns	Ret.	Yds.	Avg.	Long	TD
Smith	35	947	26.3	70	0
McBee	20	423	21.2	50	0
C. Jones	10	217	21.7	40	0
Douglas	1	0	0.0	0	0
East	1	8	8.0	8	0
Rogers	1	4	4.0	4	0
Wenzel	1	0	0.0	0	0
Holliday	0	-2	-	-2	0
Chargers	70	1597	22.8	70	0
Opponents	35	862	24.6	92	1

Field Goals	1-19	20-29	30-39	40-49	50+
Wersching	4/4	5/6	2/5	0/8	0/2
Pardee	1/1	0/1	0/0	0/0	0/0
Chargers	5/5	5/7	2/5	0/8	0/2
Opponents	7/7	4/6	7/10	4/5	0/10
Wersching (1) (49, 230) (1) (49, 396, 136) (450) (50, 278) (388, 528) (428, 488, 116, 66, 166) (1) (35, 266, 386) (46, 35, 286) (1) (478) (1) (45, 226, 266)					
Pardee (1) (1) (1) (1) (1) (1) (1) (1) (1) (1) (1) (1) (1) (1) (1) (1)					

1972 FINAL STATISTICS

(4-9-1 Overall) Fourth AFC West - Harland Svare Home (2-5); Away (2-4-1)

Date	W/L	Score	Opponent	Att.
09/07	L	3-34	at San Francisco	59,438
09/24	W	37-14	Denver	49,048
10/01	T	17-17	at Oakland	53,455
10/08	W	23-20	at Baltimore	55,459
10/15	L	10-24	at Miami	80,010
10/22	L	20-34	at Detroit	54,371
10/29	L	14-26	Kansas City	54,533
11/05	L	28-34	Dallas	54,476
11/13	L	17-21	Cleveland	54,205
11/19	W	27-17	at Kansas City	79,011
11/26	W	34-20	Houston	46,289
12/03	L	19-21	Oakland	54,611
12/10	L	13-38	at Denver	51,478
12/17	L	2-24	Pittsburgh	52,873

Team Statistics

	Chargers	Opponents
TOTAL FIRST DOWNS	262	244
Rushing	123	99
Passing	116	124
Penalty	23	21
Third Down Made/Att.	79/166	58/135
Third Down Pct.	47.6	43.0
Fourth Down Made/Att.	2/4	2/2
Fourth Down Pct.	.500	100.0
TOTAL NET YARDS	4299	3881
Avg. Per Game	307.1	277.2
Total Plays	904	819
Avg. Per Play	4.7	4.7
NET YARDS RUSHING	1995	1673
Avg. Per Game	142.5	119.5
Total Rushes	504	435
NET YARDS PASSING	2304	2209
Avg. Per Game	164.6	157.7
Sacked/Yards Lost	23/292	26/239
Gross Yards	2516	2441
Attempts/Completions	377/192	358/201
Completion Pct.	50.9	56.1
Had Intercepted	28	24
PUNTS/AVERAGE	45/40.3	56/38.4
NET PUNTING AVG.	34.6	34.1
PENALTIES/YARDS	87/789	75/679
FUMBLES/BALL LOST	40/20	26/10
TOUCHDOWNS	30	41
Rushing	12	18
Passing	15	18
Returns	3	5
TIME OF POSSESSION	34:17	27:26

Score by Quarters

	Q1	Q2	Q3	Q4	OT	PTS.
Chargers	51	81	33	99	0	264
Opponents	75	96	85	88	0	344

Scoring

	TD	RU	PA	RT	PAT	FG	S	PTS.
Parlee	0	0	0	0	23/23	15/25	0	71
Edwards	7	5	2	0	0/0	0/0	0	42
Garrett	7	6	1	0	0/0	0/0	0	42
Garrison	7	0	7	0	0/0	0/0	0	42
Williams	3	0	3	0	0/0	0/0	0	18
Dicus	2	0	2	0	0/0	0/0	0	12
McClard	0	0	0	0	2/2	3/6	0	11
Beauchamp	1	0	0	1	0/0	0/0	0	6
Hadl	1	1	0	0	0/0	0/0	0	6
Mauck	1	0	0	1	0/0	0/0	0	6
Taylor	1	0	0	1	0/0	0/0	0	6
Costa	0	0	0	0	0/0	0/0	1	2
Chargers	30	12	15	3	28/30	18/31	1	264
Opponents	41	18	18	5	41/41	19/28	0	344

2-P. Conversions: Chargers 0-0 Opponents 0-0

Sacks: Chargers 26.0 Opponents 23.0

Passing

	Att.	Comp.	Yds.	Comp. %	Yds./Att.	TD	TD%	Int.	Int. %	Long	Sack/Lost	Rating
Hadl	370	190	2449	.514	6.62	15	.041	26	.070	61	19/187	56.7
Clark	6	2	67	.333	11.7	0	.000	2	.333	62	2/9	36.8
Garrett	1	0	0	.000	0.0	0	.000	0	.000	0	2/16	39.6
Chargers	377	192	2516	.508	6.67	15	.040	28	.074	62	23/212	54.6
Opponents	358	201	2441	.561	6.82	18	.050	24	.067	451	26/233	66.1

Rushing	No.	Yds.	Avg.	Long	TD
Garrett	272	1031	3.8	41t	6
Edwards	157	619	4.3	31t	5
Hadl	22	99	4.5	17	1
L White	23	75	3.3	12	0
Taylor	13	58	4.5	17	0
Dragon	9	30	3.3	7	0
Carter	1	25	25.0	25	0
Williams	1	14	14.0	14	0
Norman	1	9	9.0	9	0
Garrison	2	-6	-3.0	0	0
Clark	2	-8	-4.0	-3	0
Dicus	1	-11	-11.0	-11	0
Chargers	504	1995	4.0	41t	12
Opponents	435	1673	3.8	63	18

Receiving	No.	Yds.	Avg.	Long	TD
Garrison	52	744	14.3	52t	7
Edwards	40	557	13.9	61	2
Garrett	31	245	7.9	27t	1
Norman	19	262	13.8	30	0
Dicus	18	227	12.6	46t	2
Williams	14	315	22.5	62	3
Mackey	11	110	10.0	21	0
L White	3	20	6.7	8	0
Carter	2	24	12.0	14	0
LeVias	1	8	8.0	8	0
Hadl	1	4	4.0	4	0
Chargers	192	2516	13.1	62	15
Opponents	201	2441	12.1	45t	18

Interceptions	No.	Yds.	Avg.	Long	TD
Salter	7	111	15.9	31	0
Beauchamp	6	96	16.0	47t	1
Dunlap	5	67	13.4	25	0
Babich	2	9	4.0	9	0
Reidman	1	14	14.0	14	0
Barnes	1	9	9.0	9	0
Caffey	1	4	4.0	4	0
Rossovich	1	0	0.0	0	0
Chargers	24	310	12.9	47t	1
Opponents	28	229	8.2	34	0

Punting	No.	Yds.	Avg.	Net	TB	I-20	Lg.	B
Parlee	45	1813	40.3	34.6	5	0	65	0
Chargers	45	1813	40.3	34.6	5	0	65	0
Opponents	56	2153	38.4	34.1	3	0	60	2

Punt Returns	Ret.	FC	Yds.	Avg.	Lg.	TD
Dunlap	19	11	179	9.4	21	0
Garrett	2	1	10	5.0	10	0
LeVias	1	0	-4	-4.0	-4	0
Taylor	1	0	0	0.0	0	0
Detwiler	0	5	0	—	—	0
Chargers	23	17	185	8.0	21	0
Opponents	17	11	157	9.2	65t	1

Kickoff Returns	Ret.	Yds.	Avg.	Long	TD
Taylor	31	676	21.8	41	0
Dunlap	12	271	22.6	35	0
Berry	7	138	19.7	26	0
Detwiler	4	94	23.5	26	0
R. Jones	3	41	13.7	17	0
Sykes	2	44	22.0	24	0
Beauchamp	1	0	0.0	0	0
Williams	0	9	—	9	0
Chargers	60	1273	21.2	41	0
Opponents	53	1225	23.1	94t	1

Field Goals	1-19	20-29	30-39	40-49	50+
Parlee	5/5	3/3	2/6	4/8	1/3
McClard	0/0	1/1	0/0	2/4	0/1
Chargers	5/5	4/4	2/6	6/12	1/4
Opponents	2/2	7/8	4/8	5/9	1/1

Parlee (30G) (45G, 11G) (41G) (51G, 40G, 28G) (22G, 40N) (1) (39N, 47N, 39N) (50B) (26G) (40N, 45G, 24G) (49N, 31G, 11G) (39N, 51N, 33N, 15G, 18B) (1) (1)

McClard (1) (47G) (50B) (1) (1) (45N, 47N) (1) (1) (1) (1) (22G, 46G) (1)

1971 FINAL STATISTICS



(G-9 Overall) Third AFC West - Sid Gillman (4-6); Harland Svare (2-2) Home (6-1); Away (0-7)

Date	W/L	Score	Opponent	Att.
09/19	W	21-14	Kansas City	54,061
09/26	L	0-34	Oakland	54,084
10/03	L	17-21	at Pittsburgh	44,339
10/10	L	10-31	at Kansas City	50,514
10/17	L	16-20	at Denver	51,200
10/23	W	20-3	Buffalo	49,261
10/31	W	49-21	New York Jets	44,786
11/07	L	17-35	at New York Giants	62,905
11/15	W	20-17	St. Louis	46,486
11/21	L	33-34	at Oakland	54,981
11/28	L	0-31	at Cincinnati	53,580
12/05	W	30-14	Minnesota	54,505
12/12	W	45-17	Denver	44,347
12/19	L	33-49	at Houston	35,953

Team Statistics

	Chargers	Opponents
TOTAL FIRST DOWNS	264	272
Rushing	86	143
Passing	147	114
Penalty	31	15
Third Down Made/Att.	74/173	73/170
Third Down Pct.	42%	42%
Fourth Down Made/Att.	1/1	1/1
Fourth Down Pct.	100.0	100.0
TOTAL NET YARDS	4738	4568
Avg. Per Game	338.4	325.6
Total Plays	859	859
Avg. Per Play	5.5	5.3
NET YARDS RUSHING	1604	2295
Avg. Per Game	114.5	164.0
Total Rushes	390	493
NET YARDS PASSING	3134	2262
Avg. Per Game	223.9	161.9
Sacked/Yards Lost	19/171	19/177
Gross Yards	3305	3439
Attempts/Completions	450/244	347/193
Completion Pct.	54.2	55.6
Had Intercepted	28	22
PTS/AVERAGE	55/43.5	67/43.7
NET PUNTING AVG.	40.6	39.0
PENALTIES/YARDS	81/895	84/887
FUMBLES/BALL LOST	30/16	27/10
TOUCHDOWNS	37	44
Rushing	11	25
Passing	23	15
Returns	3	4
TIME OF POSSESSION	30:00	25:43

Score by Quarters

	Q1	Q2	Q3	Q4	OT	PTS.
Chargers	40	94	73	104	0	311
Opponents	62	95	94	90	0	341

Scoring

	TD	RU	PA	RT	PAT	FG	S	PTS.
Pardee	0	0	0	0	35/37	17/29	0	87
Garrett	7	4	3	0	0/0	0/0	0	42
Queen	7	4	3	0	0/0	0/0	0	42
Sarrison	6	0	6	0	0/0	0/0	0	36
Parks	4	0	4	0	0/0	0/0	0	24
Montgomery	3	1	2	0	0/0	0/0	0	18
Gillette	2	0	2	0	0/0	0/0	0	12
Babich	1	0	1	0/0	0/0	0/0	0	6
Barnes	1	0	0	1	0/0	0/0	0	6
Burns	1	1	0	0	0/0	0/0	0	6
Dicus	1	0	1	0	0/0	0/0	0	6
Fletcher	1	0	0	1	0/0	0/0	0	6
Hadl	1	1	0	0	0/0	0/0	0	6
LeVias	1	0	1	0	0/0	0/0	0	6
Norman	1	0	1	0	0/0	0/0	0	6
White	0	0	0	0	0/0	0/0	1	2
Chargers	37	11	23	3	36/37	17/29	1	311
Opponents	44	25	15	4	43/43	11/24	0	341

2-PT. Conversions: Chargers 0-0 Opponents 0-0

Sacks: Chargers 19.0 Opponents 19.0

Passing	Att.	Comp.	Yds.	Comp. %	Yds./Att.	TD	TD%	Int.	Int. %	Long	Sack/Lost	Rating
Hadl	431	233	3075	.541	7.13	21	.049	25	.058	77	16/145	68.9
Domres	12	7	97	.583	8.08	1	.083	3	.250	25	3/26	72.6
Montgomery	6	3	80	.555	13.33	1	.167	0	.000	33	0/0	135.4
Garrett	1	1	53	1.000	53.00	0	.000	0	.000	53	0/0	188.8
Chargers	450	244	3305	.542	7.34	23	.051	28	.062	77	19/171	69.0
Opponents	347	193	2439	.556	7.03	15	.043	22	.063	62	19/177	65.7

Rushing	No.	Yds.	Avg.	Long	TD
Garrett	140	591	4.2	36	4
Queen	95	318	3.3	41	4
Montgomery	60	226	3.8	26	1
Burns	61	223	3.7	25	1
Parks	5	77	15.4	54	0
Hadl	18	75	4.2	37	1
LeVias	4	73	18.3	38	0
Ray	2	15	7.5	8	0
Pardee	1	7	7.0	7	0
Norman	1	1	1.0	1	0
Domres	1	0	0.0	0	0
Garrison	1	0	0.0	0	0
Dicus	1	-2	-2.0	-2	0
Chargers	390	1604	4.1	54	11
Opponents	493	2295	4.7	37	25

Receiving	No.	Yds.	Avg.	Long	TD
Garrison	42	889	21.2	71	6
Parks	41	609	14.9	56	4
Garrett	41	283	6.9	40	3
Montgomery	28	361	12.9	39	2
Norman	27	358	13.3	30	1
Queen	23	270	11.7	54	3
LeVias	21	285	12.6	37	1
Gillette	10	147	14.7	25	2
Dicus	6	89	14.8	29	1
Burns	3	22	7.3	10	0
Strozier	1	6	6.0	6	0
Tanner	1	6	6.0	6	0
Chargers	244	3305	13.5	77	23
Opponents	193	2439	12.6	62	15

Interceptions	No.	Yds.	Avg.	Long	TD
Salter	6	48	8.0	44	0
Beauchamp	4	95	23.8	52	0
Howard	4	47	11.8	29	0
Fletcher	3	63	21.0	35	1
Barnes	2	57	28.5	39	1
Hill	2	7	3.5	7	0
Redman	1	0	0.0	0	0
Chargers	22	317	14.4	52	2
Opponents	28	339	12.1	35	4

Punting	No.	Yds.	Avg.	Net	TB	I-20	Lg.	B
Pardee	55	2392	43.5	40.6	6	0	73	0
Chargers	55	2392	43.5	40.6	6	0	73	0
Opponents	67	2931	43.7	39.0	5	0	62	0

Punt Returns	Ret.	FC	Yds.	Avg.	Lg.	TD
LeVias	22	8	145	6.6	19	0
Fletcher	12	5	68	5.7	18	0
Garrett	3	0	2	0.7	4	0
Chargers	37	13	215	5.8	19	0
Opponents	20	17	40	2.0	12	0

Kickoff Returns	Ret.	Yds.	Avg.	Long	TD
LeVias	24	353	23.3	71	0
Fletcher	11	217	19.7	25	0
Salter	8	172	21.5	29	0
Burns	2	19	9.5	15	0
Rogers	1	20	20.0	20	0
Sweeney	1	13	13.0	13	0
Thomas	1	0	0.0	0	0
Wilkinson	1	0	0.0	0	0
Chargers	49	1000	20.4	71	0
Opponents	55	1245	22.6	63	0

Field Goals	1-19	20-29	30-39	40-49	50+
Pardee	5/5	6/6	1/3	4/12	1/3
Chargers	5/5	6/6	1/3	4/12	1/3
Opponents	3/3	1/5	3/6	4/9	0/1
Pardee (49), (9N) (37), (5N, 48N) (26) (43G) (43N, 41G, 20G, 35G) (9G, 10G) (1) (28G) (42N, 25G, 45G) (14G) (5N) (33N, 49N, 12G, 43G, 22G) (43N, 95G) (42G, 50G, 20G)					

1970 FINAL STATISTICS

(5-6-3 Overall) Third AFC West - Charlie Waller
Home (2-3-2); Away (3-3-1)

Date	W/L	Score	Opponent	Att.
09/20	L	14-16	Baltimore	47,782
09/27	T	27-27	Oakland	42,109
10/04	L	10-37	at Los Angeles	69,564
10/12	L	20-22	Green Bay	53,064
10/18	W	20-7	at Chicago	45,278
10/25	T	31-31	Houston	41,427
11/01	W	27-10	at Cleveland	80,047
11/08	W	24-21	Denver	48,327
11/15	W	16-14	at Boston	30,597
11/22	L	17-20	at Oakland	54,594
11/29	L	14-26	at Kansas City	50,315
12/06	L	14-17	Cincinnati	41,461
12/13	T	17-17	at Denver	50,959
12/20	W	31-13	Kansas City	41,379

Team Statistics

	Chargers	Opponents
TOTAL FIRST DOWNS	231	245
Rushing	83	106
Passing	119	117
Penalty	29	22
Third Down Made/Att.	67/173	69/179
Third Down Pct.	38.7	38.5
Fourth Down Made/Att.	4/19	3/15
Fourth Down Pct.	4.4	6.0
TOTAL NET YARDS	3853	4182
Avg. Per Game	282.4	298.7
Total Plays	839	872
Avg. Per Play	4.7	4.8

NET YARDS RUSHING	
Avg. Per Game	145.0
Total Rushes	1033.6
Total Rushes	395

NET YARDS PASSING	
Avg. Per Game	250.3
Completed/Yards Lost	178/8
Gross Yards	57,843
Attempts/Completions	272/207
Completion Pct.	23.6

Had Intercepted	
Plays/Average	19/9
NET PUNTING AVG.	74/42.6
PENALTIES/YARDS	37/5
FUMBLES/BALL LOST	79/852
TOUCHDOWNS	19/16
Rushing	35/30
Passing	9/15
Returns	24/13
TIME OF POSSESSION	2/2
	17:09

Score by Quarters	
Chargers	Q1 Q2 Q3 Q4 OT PTS.
Opponents	30 96 65 81 0 282
Chargers	36 111 68 63 0 278

Scoring	TD	RU	PA	RT	PAT	FG	S	PTS.
Garrison	12	0	12	0	0/0	0/0	0	72
Mercer	0	0	0	0	34/35	12/19	0	70
Frazier	8	1	6	1	0/0	0/0	0	48
Alworth	4	0	4	0	0/0	0/0	0	24
R. Smith	3	3	3	0	0/0	0/0	0	18
Garrett TM	2	1	1	0	0/0	0/0	0	12
Queen	2	1	1	0	0/0	0/0	0	12
Detweiler	1	0	0	1	0/0	0/0	0	6
Hadl	1	1	0	0	0/0	0/0	0	6
Hubbert	1	1	0	0	0/0	0/0	0	6
Post	1	1	0	0	0/0	0/0	0	6
J. Owens	0	0	0	0	0/0	0/0	1	2
Chargers	35	9	24	2	34/35	12/19	1	282
Opponents	30	15	13	2	29/30	23/40	0	278

2-PT. Conversions: Chargers 0-0 Opponents 0-0

Sacks: Chargers 27.0 Opponents 57.0

Passing	Att.	Comp.	Yds.	Comp. %	Yds./Att.	TD	TD%	Int.	Int. %	Long	Sack/Lost	Rating
Hadl	327	162	2388	49.5	7.30	22	.067	15	.046	67	42/327	7.71
Domres	55	28	491	50.9	8.93	2	.036	4	.073	80†	13/93	63.5
Foster	3	1	9	33.3	3.00	0	.000	0	.000	9	1/8	42.4
Clark	2	1	46	50.0	24.00	0	.000	0	.000	46	0/0	95.8
Garrett TM	0	0	0	—	—	0	0	0	—	—	1/5	—
Chargers	387	192	2936	49.6	7.59	24	.062	19	.049	80†	57/433	75.3
Opponents	365	207	2422	56.7	6.64	13	.036	9	.025	61†	27/207	78.6

Rushing	No.	Yds.	Avg.	Long	TD
Queen	77	261	3.4	19	1
Post	74	225	3.0	18	1
Garrett TM	46	146	3.2	22	1
Hadl	28	188	6.7	34	1
Hubbert	49	175	3.6	11	1
R. Smith	52	163	3.1	21	3
Frazier	5	120	24.0	70	1
Foster	32	84	2.6	15	0
D. Smith	14	42	3.0	15	0
Domres	14	39	2.8	7	0
Garrison	4	7	1.7	10	0
Chargers	395	1450	3.7	70	9
Opponents	480	1967	4.1	42	15

Receiving	No.	Yds.	Avg.	Long	TD
Garrison	44	1006	22.9	67	12
Frazier	38	487	13.1	51	6
Alworth	35	608	17.4	80†	4
Queen	20	236	11.8	65†	1
Garrett TM	10	127	12.7	44†	1
Post	13	113	8.7	30	0
Foster	10	92	9.2	48	0
Hubbert	7	44	6.3	11	0
R. Smith	5	44	8.8	11	0
D. Smith	4	65	16.3	42	0
Eber	2	43	21.5	31	0
Strozier	2	40	20.0	28	0
Gillette	2	21	10.5	12	0
Chargers	192	2936	15.3	80†	24
Opponents	207	2422	11.7	61†	13

Interceptions	No.	Yds.	Avg.	Long	TD
Barnes	3	22	7.3	15	0
Howard	2	19	9.5	19	0
Tolbert	1	19	9.5	19	0
Beauchamp	1	25	25.0	25	0
Delong	1	5	5.0	5	0
Chargers	9	90	10.0	25	0
Opponents	19	235	12.4	25	0

Punting	No.	Yds.	Avg.	Net	TB	I-20	Lg.	B
Pardee	65	2852	43.9	38.7	4	0	62	1
Mercer	8	283	35.4	28.6	0	0	42	0
Hadl	1	30	30.0	30.0	0	0	30	0
Chargers	74	3165	42.8	37.5	4	0	62	1
Opponents	64	2822	44.1	39.5	6	0	61	0

Punt Returns	Ret.	FC	Yds.	Avg.	Lg.	TD
Fletcher	16	2	137	8.6	17	0
R. Smith	9	8	31	3.4	13	0
Duncan	5	4	10	2.0	8	0
Detweiler	1	1	-5	-5.0	-5	0
Chargers	31	15	173	5.6	17	0
Opponents	34	20	312	9.2	79†	1

Kickoff Returns	Ret.	Yds.	Avg.	Long	TD
Duncan	19	410	21.6	41	0
Fletcher	17	382	22.5	30	0
Beauchamp	1	0	0.0	0	0
Hill	1	0	0.0	0	0
Moss TM	1	0	0.0	0	0
T. Owens	1	0	0.0	0	0
Queen	1	12	12.0	12	0
R. Smith	1	9	9.0	9	0
Chargers	42	813	19.4	41	0
Opponents	52	1153	22.2	52	0

Field Goals	1-19	20-29	30-39	40-49	50+
Mercer	3/3	1/3	5/5	3/8	0/0
Chargers	3/3	1/3	5/5	3/8	0/0
Opponents	10/12	6/8	4/6	1/2	2/2
Mercer (4/8)	(4/8)	(3/6)	(3/6)	(4/7)	(1/4)
Opponents	(4/5)	(4/5)	(3/6)	(2/5)	(1/1)

1969 FINAL STATISTICS



(9-6 Overall) Third AFL West - Sid Gillman (4-5); Charlie Walker (4-1) Home (5-2); Away (3-4)

Date	W/L	Score	Opponent	Att.
09/14	L	9-27	Kansas City	47,988
09/21	L	20-34	at Cincinnati	26,243
09/28	W	34-27	New York (AFL)	54,042
10/04	W	21-14	Cincinnati	52,748
10/11	W	21-14	at Miami	34,585
10/19	W	13-10	at Boston	18,346
10/26	L	12-24	Oakland	54,008
11/02	L	0-13	at Denver	45,511
11/09	L	3-27	at Kansas City	51,104
11/16	L	16-21	at Oakland	54,372
11/23	W	45-24	Denver	34,664
11/27	W	21-17	at Houston	40,055
12/07	W	28-18	Boston	33,146
12/14	W	45-6	Buffalo	47,582

Team Statistics

	Chargers	Opponents
TOTAL FIRST DOWNS	275	232
Rushing	119	71
Passing	131	148
Penalty	25	13
Third Down, Made/Att.	0/0	0/0
Third Down Pct.	.000	.000
Fourth Down, Made/Att.	0/0	0/0
Fourth Down Pct.	.000	.000
TOTAL NET YARDS	4611	4237
Avg. Per Game	329.4	302.5
Total Plays	932	824
Avg. Per Play	4.9	5.1
NET YARDS RUSHING	1985	1442
Avg. Per Game	141.9	103.0
Total Rushes	455	366
NET YARDS PASSING	2626	2795
Avg. Per Game	193.7	199.5
Sacked/Yards Lost	33/301	35/290
Gross Yards	2927	3075
Attempts/Completions	444/208	423/241
Completion Pct.	469	570
Had Intercepted	21	31
PUNTS/AVERAGE	71/44.6	76/40.3
NET PUNTING AVG.	63/731	71/791
PENALTIES/YARDS	27/13	19/16
FUMBLES/BALL LOST	35	34
TOUCHDOWNS		
Rushing	18	11
Passing	13	22
Returns	4	1
TIME OF POSSESSION	30:00	30:00

Score by Quarters

Chargers	Q1	Q2	Q3	Q4	OT	PTS.
Chargers	57	82	71	69	0	288
Opponents	45	84	76	72	0	276

Scoring

	TD	RU	PA	RT	PAT	FG	S	PTS.
Pardee	0	0	0	0	33/33	15/28	0	76
Garrison	7	0	7	0	0/0	0/0	0	42
Post	6	6	0	0	0/0	0/0	0	36
Alworth	4	4	0	0	0/0	0/0	0	24
Domres	4	4	0	0	0/0	0/0	0	24
Hubbert	4	4	0	0	0/0	0/0	0	24
Graham	2	0	0	2	0/0	0/0	0	12
Hadl	2	2	0	0	0/0	0/0	0	12
Smith	2	2	0	0	0/0	0/0	0	12
Briggs	1	0	0	1	0/0	0/0	0	6
Duncan	1	0	0	1	0/0	0/0	0	6
Eber	1	0	1	0	0/0	0/0	0	6
Foster	1	0	1	0	0/0	0/0	0	6
Chargers	35	18	13	4	33/33	15/28	0	288
Opponents	34	11	22	1	31/33	13/25	0	276

2-Pt. Conversions: Chargers 0-0 (Opponents 1-1)

Sacks: Chargers 35.0 (Opponents 33.0)

Passing	Att.	Comp.	Yds.	Comp. %	Yds./Att.	TD	TD%	Int.	Int. %	Long	Sack/Lost	Rating
Hadl	324	158	2253	488	6.95	10	.031	11	.034	761	18/190	6.78
Domres	112	47	631	420	5.63	2	.018	10	.089	55	14/101	29.3
Foster	5	2	39	400	7.80	1	.200	0	.000	301	0/0	107.5
Post	2	1	4	500	2.00	0	.000	0	.000	4	0/0	55.3
Hubbert	1	0	0	.000	0.00	0	.000	0	.000	0	0/0	39.5
Mikajajewski	0	0	0	—	—	0	—	0	—	0	1/0	0
Chargers	444	208	2927	468	6.59	13	.029	21	.047	761	33/301	58.6
Opponents	423	241	3075	370	7.27	22	.052	31	.073	801	35/280	66.7

Rushing	No.	Yds.	Avg.	Long	TD
Post	182	873	4.8	60	6
Hubbert	94	333	3.5	24	4
Foster	64	236	3.7	24	0
Smith	51	211	4.1	16	2
Domres	19	145	7.6	22	4
Hadl	26	109	4.2	17	2
Sayers	14	53	3.8	8	0
Alworth	5	25	5.0	16	0
Chargers	455	1985	4.4	60	18
Opponents	366	1442	3.9	49	11

Receiving	No.	Yds.	Avg.	Long	TD
Alworth	64	1003	15.7	761	4
Garrison	40	804	20.1	50	7
Post	24	235	9.8	46	0
Frazier	17	205	12.1	50	0
Foster	14	63	5.9	28	1
Hubbert	11	43	3.9	18	0
Queen	10	148	14.8	42	0
Smith	10	144	14.4	55	0
Eber	9	141	15.7	43	1
MacKinnon	7	82	11.7	23	0
Trapp	2	39	19.5	24	0
Chargers	208	2927	14.1	761	13
Opponents	241	3075	12.8	801	22

Interceptions	No.	Yds.	Avg.	Long	TD
Hill	7	92	13.1	27	0
Duncan	6	118	19.7	721	1
Howard	6	50	8.3	19	0
Barnes	5	64	12.8	25	0
Graham	4	112	28.0	651	2
Bruggers	1	5	5.0	5	0
Redman	1	3	3.0	3	0
Campbell	1	0	0.0	0	0
Chargers	31	444	14.3	721	3
Opponents	21	265	12.6	43	0

Punting	No.	Yds.	Avg.	Net	TB	I-20	Lg.	B
Pardee	71	3189	44.6	39.3	8	0	62	0
Chargers	71	3169	44.6	39.3	8	0	62	0
Opponents	76	3059	40.3	36.0	1	0	62	0

Punt Returns	Ret.	FG	Yds.	Avg.	Lg.	TD
Duncan	27	7	280	10.4	38	0
Graham	3	24	15	5.0	9	0
Smith	3	0	5	5.0	5	0
Trapp	0	1	0	—	—	0
Chargers	31	32	300	9.7	38	0
Opponents	30	7	291	9.7	45	0

Kickoff Returns	Ret.	Yds.	Avg.	Long	TD
Duncan	21	587	28.0	52	0
Smith	6	198	33.0	27	0
Post	4	74	18.5	27	0
Fetherston	3	0	0.0	0	0
Sayers	2	42	21.0	21	0
Briggs	1	0	0.0	0	0
Foster	1	1	1.0	1	0
Huey	1	0	0.0	0	0
Chargers	39	842	21.6	52	0
Opponents	53	1238	23.4	38	0

Field Goals	1-19	20-29	30-39	40-49	50+
Pardee	4/4	5/8	3/9	2/6	1/1
Chargers	4/4	5/8	3/9	2/6	1/1
Opponents	2/3	3/4	5/7	3/8	0/3

Pardee (50G) (48N, 33N, 29S, 14S) (37N, 42S, 27G) (34N, 27N, 43B) (41B) (28N, 12S, 28B) (35N, 25S, 46G) (1) (33N, 25G) (30N, 18S, 31S, 14S) (33G) (25S) (1) (48N, 33S)

1966 FINAL STATISTICS

(7-6-1 Overall) Third AFL West - Sid Gillman Home (6-2); Away (2-4-1)

Date	W/L	Score	Opponent	Aft.
09/04	W	24-7	Buffalo	27:57
09/10	W	24-0	Boston	29:53
09/25	W	29-20	at Oakland	31:03
10/02	W	44-10	Miami	26:44
10/08	L	16-17	at New York (AFL)	63:49
10/16	T	17-17	at Buffalo	45:16
10/23	L	17-35	at Boston	32:31
10/30	W	24-17	Denver	25:19
11/06	L	14-24	at Kansas City	40:96
11/13	L	19-41	Oakland	26:230
11/27	L	17-20	at Denver	24:860
12/04	W	26-22	at Houston	17:59
12/11	W	42-27	New York (AFL)	25:72
12/18	L	17-27	Kansas City	26:54

Team Statistics	Chargers	Opponents
TOTAL FIRST DOWNS	230	260
Rushing	77	127
Passing	137	116
Penalty	16	17
Third Down Made/Aft.	0/0	0/0
Third Down Pct.	.000	.000
Fourth Down Made/Aft.	0/0	0/0
Fourth Down Pct.	.000	.000
TOTAL NET YARDS	4553	4558
Avg. Per Game	325.2	325.6
Total Plays	827	905
Avg. Per Play	5.5	5.0
NET YARDS RUSHING	1537	2403
Avg. Per Game	109.9	171.6
Total Rushes	361	497
NET YARDS PASSING	3016	2155
Avg. Per Game	215.4	153.9
Completed/Yards Lost	32/33	26/29
Breaks/Yards	3/47	2/36
Attempts/Completions	434/224	382/170
Completion Pct.	51.6	44.5
Had Intercepted	15	27

PUNTS/AVERAGE	66/37.0	52/43.0
NET PUNTING AVG.	34.5	35.3
PENALTIES/YARDS	68/657	60/527
FUMBLES/BALL LOST	17/7	17/8
TOUCHDOWNS	41	33
Rushing	9	19
Passing	29	13
Returns	3	1
TIME OF POSSESSION	30:00	30:00

Score by Quarters	Q1	Q2	Q3	Q4	OT	PTS.
Chargers	57	97	84	117	0	335
Opponents	60	91	50	83	0	284

Scoring	TD	RU	PA	RT	PAT	FG	S	PTS.
Van Raaphorst	0	0	0	0	39/40	16/21	0	87
Alworth	13	0	13	0	0/0	0/0	0	78
Mackinnon	6	0	6	0	0/0	0/0	0	36
Garrison	4	0	4	0	0/0	0/0	0	24
Frazier	3	1	2	0	0/0	0/0	0	18
Lincoln	3	1	2	0	0/0	0/0	0	18
Lowe	3	3	0	0	0/0	0/0	0	18
Allison	2	2	0	0	0/0	0/0	0	12
Frazier	2	0	2	0	0/0	0/0	0	12
Hadl	2	2	0	0	0/0	0/0	0	12
Duncan	1	0	0	1	0/0	0/0	0	6
Graham	1	0	0	1	0/0	0/0	0	6
Redman	1	0	0	1	0/0	0/0	0	6
Chargers	41	9	29	3	33/40	16/31	1	335
Opponents	33	19	13	1	31/32	17/31	1	284

2-PT. Conversions: Chargers 0-0 Opponents 1-1

Sacks: Chargers 26.0 Opponents 32.0

Passing	Aft.	Comp.	Yds.	Comp. %	Yds./Aft.	TD	TD%	Int.	Int. %	Long	Sack/Lost	Rating
Hadl	375	200	2846	533	759	23	.061	14	.037	781	0/0	83.0
Tensi	52	21	405	404	779	5	.096	1	.019	631	0/0	92.2
Lincoln	4	2	71	500	177.5	1	.250	0	.000	361	0/0	135.4
Lowe	3	1	25	333	8.33	0	.000	0	.000	25	0/0	64.5
Chargers	434	224	3347	516	771	29	.067	15	.035	781	32/31	85.1
Opponents	382	170	2386	445	625	13	.034	27	.071	66	28/231	47.1

Rushing	No.	Yds.	Avg.	Long	TD
Lowe	146	643	4.4	57	3
Foster	81	352	4.3	37	1
Lincoln	58	214	3.7	23	1
Allison	31	213	6.9	61	2
Hadl	38	95	2.5	21	2
Redman	2	14	7.0	32	0
Alworth	3	10	3.3	4	0
Tensi	1	-1	-1.0	-1	0
Garrison	1	-3	-3.0	-3	0
Chargers	361	1537	4.3	61	9
Opponents	497	2403	4.8	64	19

Receiving	No.	Yds.	Avg.	Long	TD
Alworth	73	1383	18.9	781	13
Garrison	46	642	14.0	36	4
Mackinnon	26	477	18.3	46	6
Foster	26	260	10.0	63	2
Lincoln	14	264	18.9	67	2
Allison	12	99	8.3	20	0
Lowe	12	41	3.4	11	0
Frazier	9	144	16.0	30	2
Norton	4	50	12.5	18	0
Hadl	2	-13	-6.5	4	0
Chargers	224	3347	14.9	781	29
Opponents	170	2386	14.0	68	13

Interceptions	No.	Yds.	Avg.	Long	TD
Duncan	7	67	9.6	31	0
Graham	5	70	14.0	32	1
Farr	3	68	22.7	35	0
Matsos TM	1	6	6.0	6	0
Whitehead	2	89	44.5	61	0
Beauchamp	2	24	12.0	21	0
Redman	2	7	3.5	7	0
Milks	1	13	13.0	13	0
Allen	1	8	8.0	8	0
Degen	1	10	10	7	0
Kindig	1	0	0.0	0	0
Talbert	1	0	0.0	0	0
Chargers	27	359	13.3	61	1
Opponents	15	278	18.5	41	0

Punting	No.	Yds.	Avg.	Net	TB	I-20	Lg.	B
Redman	66	2442	37.0	34.5	4	0	55	0
Chargers	66	2442	37.0	34.5	4	0	55	0
Opponents	52	2235	43.0	36.3	7	0	60	0

Punt Returns	Ret.	FC	Yds.	Avg.	Lg.	TD
Duncan	18	4	238	13.2	81	1
Graham	2	4	15	7.5	12	0
Plump	1	0	4	4.0	4	0
Chargers	21	8	257	12.2	81	1
Opponents	16	16	84	5.3	33	0

Kickoff Returns	Ret.	Yds.	Avg.	Long	TD
Duncan	25	642	25.7	50	0
Plump	15	345	23.0	35	0
Lowe	7	167	23.9	54	0
Beauchamp	4	64	16.0	25	0
Farr	2	54	27.0	35	0
Gruneisen	1	0	0.0	0	0
Whitmyer	1	10	10.0	10	0
Chargers	55	1282	23.3	54	0
Opponents	66	1387	21.0	53	0

Field Goals	1-19	20-29	30-39	40-49	50+
Van Raaphorst	7/8	3/8	4/7	2/7	0/1
Chargers	7/8	3/8	4/7	2/7	0/1
Opponents	3/3	5/8	5/7	2/10	2/3

Van Raaphorst (30G, 10G) 100G, 40N (13G, 20G) (9G) (4G, 17G, 42G, 50N, 40N, 30N, 20N) (31G, 42N) (25N, 43G) (31N, 26G) (1) (38G, 45N, 39G, 19B) (2N, 10G, 22N) (33N) (45N) (26G, 26N)



1965 FINAL STATISTICS

(9-2-3 Overall) First AFL West - Sid Gillman Home (4-1-2); Away (5-1-1); Postseason (0-1)

Date	W/L	Score	Opponent	Att.
09/01	W	34-31	Denver	27,022
09/09	W	17-6	at Oakland	21,406
09/26	T	10-10	Kansas City	28,126
10/03	W	31-14	Houston	26,190
10/10	W	34-3	at Buffalo	45,260
10/17	T	13-13	at Boston	20,924
10/23	W	34-9	at New York (AFL)	60,679
10/31	L	6-22	Boston	33,366
11/07	W	35-21	at Denver	33,073
11/14	L	7-31	at Kansas City	21,958
11/25	T	20-20	Buffalo	27,473
12/04	W	36-7	New York (AFL)	32,169
12/12	W	37-26	at Houston	24,120
12/19	W	24-14	Oakland	26,056
AFL Championship Game				
12/26	L	0-23	Buffalo	30,361

Team Statistics	Chargers	Opponents
TOTAL FIRST DOWNS	268	188
Rushing	127	54
Passing	127	117
Penalty	14	17
Third Down, Made/Att.	0/0	0/0
Third Down Pct.	.000	.000
Fourth Down, Made/Att.	0/0	0/0
Fourth Down Pct.	.000	.000
TOTAL NET YARDS	5166	3269
Avg. Per Game	368.3	233.4
Total Plays	908	815
Avg. Per Play	5.7	4.0
NET YARDS RUSHING	2083	1094
Avg. Per Game	148.8	78.1
Total Rushes	482	306
NET YARDS PASSING	3103	2174
Avg. Per Game	221.6	155.3
Sacked/Yards Lost	272/76	38/32
Gross Yards	3379	2466
Attempts/Completions	401/203	470/207
Completion Pct.	.506	.439
Had Intercepted	26	28
PUNTS/AVERAGE	70/40.0	80/43.2
NET PUNTING AVG.	35.7	36.9
PENALTIES/YARDS	84/929	62/655
FUMBLES/BALL LOST	20/12	18/10
TOUCHDOWNS	41	25
Rushing	12	7
Passing	23	17
Returns	6	1
TIME OF POSSESSION	30:00	30:00

Score by Quarters	Q1	Q2	Q3	Q4	OT	P.T.S.
Chargers	20	19	7	10	0	340
Opponents	55	57	44	71	0	227

Scoring	TD	RU	PA	RT	PAT	FG	S	P.T.S.
Traveno	0	0	0	0	40/40	16/31	0	94
Alworth	14	0	14	0	0/0	0/0	0	84
Lowe	8	6	1	1	0/0	0/0	0	48
Lincoln	7	3	4	0	0/0	0/0	0	42
Duncan	2	0	0	2	0/0	0/0	0	12
Foster	2	2	0	0	0/0	0/0	0	12
Kocourek	2	0	2	0	0/0	0/0	0	12
Norton	2	0	2	0	0/0	0/0	0	12
Falson	1	0	0	1	0/0	0/0	0	6
Graham	1	0	0	1	0/0	0/0	0	6
Hadl	1	1	0	0	0/0	0/0	0	6
Whitehead	1	0	0	1	0/0	0/0	0	6
Chargers	41	12	23	6	40/40	16/31	0	340
Opponents	25	7	17	1	25/25	16/34	2	227

2-P. Conversions: Chargers 0-1 Opponents 0-0

Sacks: Chargers 38.0 Opponents 27.0

Passing	Att.	Comp.	Yds.	Comp. %	Yds./Att.	TD	TD%	Int.	Int. %	Long	Sack/Lost	Rating
Hadl	348	174	2799	.500	8.04	20	.057	21	.060	851	0/0	71.3
Breaux	43	22	404	.512	9.40	2	.047	4	.093	661	0/0	60.6
Lowe	4	3	81	.750	20.10	0	.000	0	.000	42	0/0	116.7
Foster	3	2	31	.667	10.33	0	.000	0	.000	21	0/0	100.7
Lincoln	3	2	65	.667	21.67	1	.333	1	.333	341	0/0	109.7
Chargers	401	203	3379	.506	8.43	23	.057	26	.065	851	27/27	71.5
Opponents	471	207	2466	.439	5.28	17	.036	26	.059	731	36/32	48.0

Rushing	No.	Yds.	Avg.	Long	TD
Lowe	222	1121	5.0	597	6
Foster	121	459	3.9	22	2
Lincoln	74	302	4.1	24	3
Allison	28	98	3.5	17	0
Hadl	28	91	3.3	23	1
MacKinnon	3	17	5.7	9	0
Sweeney	0	8	—	8	0
Breaux	1	-1	-1.0	-1	0
Norton	1	-5	-5.0	-5	0
Shea	1	-5	-5.0	-5	0
Alworth	3	-12	-4.0	-1	0
Chargers	482	2083	4.3	597	12
Opponents	306	1094	3.6	59	7

Receiving	No.	Yds.	Avg.	Long	TD
Alworth	69	1602	23.2	651	14
Norton	34	465	14.3	61	2
Kocourek	28	353	13.0	29	2
Lincoln	23	376	16.3	667	4
Lowe	17	126	7.4	451	1
Foster	17	199	11.7	23	0
Allison	8	109	13.6	44	0
MacKinnon	6	106	17.7	38	0
Taylor	1	13	13.0	13	0
Chargers	203	3379	16.6	851	23
Opponents	207	2472	11.9	731	17

Interceptions	No.	Yds.	Avg.	Long	TD
Whitehead	7	127	18.1	351	1
Graham	5	108	21.6	511	1
Warren	5	43	8.6	26	0
Duncan	4	30	7.5	26	0
Degen	2	6	3.0	6	0
Westmoreland	1	28	28.0	28	0
Falson	1	24	24.0	24	1
Redman	1	11	11.0	11	0
Allen	1	0	0.0	0	0
D. Harris	1	0	0.0	0	0
Chargers	28	377	13.5	511	3
Opponents	26	451	17.3	651	1

Punting	No.	Yds.	Avg.	Net	TB	I-20	Lg.	B
Hadl	38	1544	40.6	33.9	3	0	65	0
Redman	29	1145	39.5	37.9	0	0	59	0
Allison	2	72	36.0	36.0	0	0	39	0
Whitehead	1	40	40.0	40.0	0	0	40	0
Chargers	70	2801	40.0	35.7	3	0	65	0
Opponents	80	3452	43.2	36.9	0	0	70	1

Punt Returns	Ret.	FC	Yds.	Avg.	Lg.	TD
Duncan	30	0	464	15.5	661	2
Graham	5	0	36	7.2	12	0
D. Harris	3	0	8	2.7	7	0
Chargers	38	0	508	13.4	661	2
Opponents	27	0	242	9.0	30	0

Kickoff Returns	Ret.	Yds.	Avg.	Long	TD
Duncan	26	612	23.5	39	0
Farr TM	7	123	17.6	24	0
Foster	5	108	21.6	36	0
Allison	4	80	20.0	24	0
Carson TM	3	44	14.7	21	0
Lincoln	2	46	23.0	27	0
D. Harris	1	15	15.0	15	0
Kirner	1	0	0.0	0	0
MacKinnon	1	0	0.0	0	0
Chargers	50	1028	20.6	39	0
Opponents	64	1418	22.2	69	0

Field Goals	1-19	20-29	30-39	40-49	50+
Traveno	10/12	4/6	3/5	1/7	0/1
Chargers	10/12	4/6	3/5	1/7	0/1
Opponents	3/7	5/6	5/10	3/4	0/7
Traveno (32, 25, 43) (0, 29) (41, 19) (13, 27) (22, 15, 19) (40, 42, 10, 4) (20, 41, 19) (49, 42) (13) (1) (13) (9, 16, 14) (25) (32, 12, 32) (50, 15)					

1964 FINAL STATISTICS

**(9-5 Overall) First AFL West - Sid Gillman
 Home (4-3); Away (4-2-1); Postseason (0-0)**

Date	W/L	Score	Opponent	Att.
09/12	W	27-21	Houston	22,632
09/20	L	28-33	Boston	20,588
09/26	L	3-30	at Buffalo	40,167
10/03	T	17-17	at New York (AFL)	47,746
10/09	W	26-17	at Boston	35,095
10/18	W	42-14	Denver	23,332
10/25	W	20-17	at Houston	21,671
11/01	W	31-17	Oakland	25,557
11/08	W	31-20	at Denver	19,670
11/15	W	28-14	at Kansas City	19,782
11/26	L	24-27	Buffalo	31,660
12/06	W	36-9	New York (AFL)	25,753
12/13	L	6-49	Kansas City	26,582
12/20	L	20-21	at Oakland	20,124

AFL Championship Game
 12/26 L 7-20 at Buffalo 40,242

Team Statistics

	Chargers	Opponents
TOTAL FIRST DOWNS	250	244
Rushing	85	78
Passing	153	146
Penalty	12	20
Third Down, Made/Att.	0/0	0/0
Third Down Pct.	.000	.000
Fourth Down, Made/Att.	0/0	0/0
Fourth Down Pct.	.000	.000
TOTAL NET YARDS	4706	4040
Avg. Per Game	336.1	268.6
Total Plays	857	921
Avg. Per Play	5.5	4.4
NET YARDS RUSHING	1564	1522
Avg. Per Game	117	109.7
Total Rushes	390	399
NET YARDS PASSING	3142	2518
Avg. Per Game	224.4	179.9
Stacked/Yards Lost	22/221	38/408
Gross Yards	3363	2926
Attempts/Completions	445/224	484/240
Completion Pct.	50.4	49.6
Had Intercepted	30	30
PUNTS/AVERAGE	63/39.3	62/43.0
NET PUNTING AVG.	31.1	37.1
PENALTIES/YARDS	88/709	55/528
FUMBLES/BALL LOST	30/15	32/14
TOUCHDOWNS	44	36
Rushing	14	10
Passing	28	22
Returns	2	4
TIME OF POSSESSION	30:00	30:00

Score by Quarters

	Q1	Q2	Q3	Q4	OT	TOT.
Chargers	61	62	81	83	0	341
Opponents	46	56	52	102	0	300

Scoring

	TD	RU	PA	RT	PAT	FG	S	TOT.
Alworth	15	2	13	0	0/0	0/0	0	30
Lincoln	6	4	2	0	19/17	5/12	0	67
Norton	6	0	6	0	0/0	0/0	0	36
Kocourek	5	0	5	0	0/0	0/0	0	30
Lowe	5	3	2	0	0/0	0/0	0	30
Traveno	0	0	0	0	10/12	2/5	0	16
Agajanian	0	0	0	0	8/8	2/4	0	14
Blair	0	0	0	0	5/6	3/5	0	14
McDougal	2	2	0	0	0/0	0/0	0	14
MacKinnon	2	2	0	0	0/0	0/0	0	12
Faison	1	0	0	1	0/0	0/0	0	6
Hadl	1	1	0	0	0/0	0/0	0	6
Schmidt	1	0	0	1	0/0	0/0	0	6
Chargers	44	14	28	2	39/43	12/26	0	341
Opponents	36	10	22	4	32/33	14/31	2	300

2-PL Conversions: McDougal 1-Chargers 1-F, Opponents 3-F

Sacks: Chargers 38.0, Opponents 22.0

	No.	Yds.	Avg.	Long	TD
Rushing					
Lincoln	155	632	4.1	25	4
Lowe	130	496	3.8	50†	3
MacKinnon	24	124	5.2	48	2
Kinderman	24	111	4.6	22	0
McDougal	23	73	3.2	24	2
Hadl	20	70	3.5	20	1
Alworth	3	60	20.0	35†	2
Robinson	1	10	10.0	10	0
Roie	10	-12	-1.2	9	0
Chargers	390	1564	4.0	50†	14
Opponents	399	1522	3.8	38	10

Receiving

	No.	Yds.	Avg.	Long	TD
Alworth	61	1235	20.2	82†	13
Norton	49	669	13.7	58	6
Lincoln	34	302	8.9	37	2
Kocourek	33	593	18.0	49	5
Lowe	14	182	13.0	41†	2
MacKinnon	10	177	17.7	37	0
Robinson	10	93	9.3	21	0
McDougal	8	106	13.3	24	0
Kinderman	3	21	7.0	18	0
Whitehead	1	-4	-4.0	-4	0
Roie	1	-11	-11.0	-11	0
Chargers	224	3363	15.0	82†	28
Opponents	240	2926	12.2	68†	22

Interceptions

	No.	Yds.	Avg.	Long	TD
Westmoreland	6	51	8.5	36	0
Allen	4	75	18.8	33	0
Graham	4	24	6.0	9	0
D. Harris	3	82	27.3	44	0
Whitehead	3	43	14.3	33	0
McNeil	2	30	15.0	17	0
Warren	2	28	14.0	28	0
Schmidt	1	58	58.0	58†	1
Faison	1	42	42.0	42†	1
R. Carpenter	1	29	29.0	29	0
Buncom	1	11	11.0	11	0
Petrich	1	11	11.0	11	0
Duncan	1	3	3.0	3	0
Chargers	30	487	16.2	58†	2
Opponents	30	378	12.6	78†	1

Punting

	No.	Yds.	Avg.	Net	TB	1-20	Lg.	B
Hadl	62	2447	39.5	31.1	5	0	71	0
Whitehead	1	30	30.0	30.0	0	0	30	0
Chargers	63	2477	39.3	31.1	5	0	71	0
Opponents	62	2663	43.0	37.1	4	0	61	0

Punt Returns

	Ret.	FC	Yds.	Avg.	Lg.	TD
Alworth	18	0	189	10.5	43	0
Robinson	7	0	41	5.9	24	0
Duncan	4	0	19	4.8	9	0
Graham	2	0	24	12.0	17	0
Westmoreland	2	0	10	5.0	6	0
Warren	1	0	0	0.0	0	0
Chargers	34	8	283	8.3	43	0
Opponents	32	10	416	13.0	58	1

Kickoff Returns

	Ret.	Yds.	Avg.	Long	TD
Westmoreland	18	360	20.0	43	0
Warren	13	353	27.2	54	0
Duncan	9	318	35.3	91	0
Graham	7	172	24.6	34	0
Robinson	3	70	23.3	26	0
R. Carpenter	1	15	15.0	15	0
Norton	1	0	0.0	0	0
Wright	1	0	0.0	0	0
Chargers	53	1288	24.3	91	0
Opponents	65	1564	23.7	46	0

Field Goals

	1-19	20-29	30-39	40-49	50-
Lincoln	2/4	1/3	1/3	1/4	0/0
Blair	2/2	0/1	1/2	0/0	0/0
Traveno	2/2	0/1	0/0	0/1	0/1
Agajanian	1/1	0/0	1/1	0/2	0/0
Chargers	7/9	1/5	3/4	1/7	0/1
Opponents	11	2/8	9/10	3/5	0/2
Lincoln	0	0	1	1	0
Blair	0	0	0	0	0
Traveno	0	0	0	0	0
Agajanian	0	0	0	0	0

	Passing	Att.	Comp.	Yds.	Comp. %	Yds./Att.	TD	TD%	Int.	Int. %	Long	Sack/Lost	Rating
Hadl	214	147	2167	536	787	18	.066	15	.055	761	11/24	78.7	
Roie	163	74	1156	454	7.09	9	.055	15	.032	82†	11/97	49.5	
Lincoln	4	2	61	5.00	15.25	1	.250	0	.000	53†	0/0	135.4	
Lowe	2	0	0.00	0.00	-11.00	0	.000	0	.000	-11	0/0	39.5	
Alworth	1	1	-11	0.00	-11.00	0	.000	0	.000	-11	0/0	79.2	
Kinderman	1	0	0.00	0.00	0.00	0	.000	0	.000	0	0/0	0.0	
Chargers	445	224	3363	503	7.56	28	.063	30	.067	82†	22/22†	68.4	
Opponents	484	240	2926	496	6.05	22	.045	30	.062	68†	38/408	57.9	



1963 FINAL STATISTICS

(11-3 Overall) First AFL West - Sid Gillman Home (6-1; Away (5-2); Postseason (1-0)

Date	W/L	Score	Opponent	Aft.
08/08	W	14-10	Buffalo	22:344
09/14	W	17-13	Boston	26:097
09/29	W	24-10	Kansas City	22:654
10/06	L	34-50	at Denver	18:428
10/13	W	24-20	New York (AFL)	27:188
10/20	W	38-17	at Kansas City	30:107
10/27	L	33-34	Oakland	30:182
11/02	W	53-7	at New York (AFL)	18:336
11/09	W	7-6	at Boston	28:402
11/17	W	23-13	at Buffalo	38:592
12/01	W	27-0	Houston	31:713
12/08	L	27-41	at Oakland	20:249
12/15	W	20-14	at Houston	16:540
12/22	W	58-20	Denver	31:312
AFL Championship Game				
01/05	W	51-0	Boston	30:127

Team Statistics	Chargers	Opponents
TOTAL FIRST DOWNS	252	241
Rushing	112	85
Passing	124	135
Penalty	16	21
Third Down, Made/Att.	0/0	0/0
Third Down Pct.	.000	.000
Fourth Down, Made/Att.	0/0	0/0
Fourth Down Pct.	.000	.000
TOTAL NET YARDS	5163	4161
Avg. Per Game	368.1	297.2
Total Plays	773	881
Avg. Per Play	6.7	4.7
NET YARDS RUSHING	2203	1468
Avg. Per Game	157.4	104.9
Total Rushes	396	378
NET YARDS PASSING	2350	2393
Avg. Per Game	167.9	170.9
Stacked/Yards Lost	20/189	31/263
Gross Yards	3138	2976
Attempts/Completions	357/202	472/231
Completion Pct.	.566	.489
Had Intercepted	24	29
POINTS/AVERAGE	60/38.6	50/43.7
NET PUNTING AVE.	35.2	38.5
PENALTIES/YARDS	77/773	69/771
FUMBLE/BALL LOST	16/12	22/17
TOUCHDOWNS	50	28
Rushing	20	10
Passing	28	17
Returns	2	1
TIME OF POSSESSION	30:00	30:00

Score by Quarters	Q1	Q2	Q3	Q4	OT	P.T.S.
Chargers	81	128	95	105	0	399
Opponents	37	88	44	106	0	255

Scoring	TD	RU	PA	RT	PAT	FG	S	P.T.S.
Blair	0	0	0	0	44/47	17/28	0	95
Alworth	11	0	11	0	0/0	0/0	0	66
Lowe	10	8	2	0	0/0	0/0	0	60
Lincoln	8	5	3	0	0/0	0/0	0	48
Kocourek	5	0	5	0	0/0	0/0	0	32
B. Jackson	4	4	0	0	0/0	0/0	0	24
MacKinnon	4	0	4	0	0/0	0/0	0	24
Robinson	2	0	2	0	0/0	0/0	0	12
Rote	2	2	0	0	0/0	0/0	0	12
Allen	1	0	0	1	0/0	0/0	0	6
D. Harris	1	0	0	1	0/0	0/0	0	6
McDougall	1	1	0	0	0/0	0/0	0	6
Norton	1	0	1	0	0/0	0/0	0	6
Faison	0	0	0	0	0/0	0/0	0	2
Chargers	50	20	28	2	44/47	17/28	0	399
Opponents	28	10	17	1	27/27	20/37	0	255

2-PT. Conversions: 3.0 Chargers 2.2 Opponents 0.1

Sacks: Chargers 31.0 Opponents 20.0

Passing	Aft.	Comp.	Yds.	Comp. %	Yds./Aft.	TD	TD%	Int.	Int. %	Long	Sack/Lost	Rating
Rote	288	170	2510	.594	8.78	20	.070	17	.059	85t	0/0	86.7
Hadi	64	28	502	.438	7.84	6	.094	6	.094	69t	0/0	63.4
Lowe	4	2	100	.500	25.00	1	.250	1	.250	7t	0/0	95.8
Lincoln	1	0	0	.000	0.00	0	.000	0	.000	0	0/0	39.6
McDougall	1	1	11	100.0	11.00	1	100.0	0	.000	11t	0/0	152.1
Norton	1	1	15	100.0	15.00	0	.000	0	.000	15	0/0	103.0
Chargers	357	202	3138	.566	8.79	28	.078	24	.067	85t	20/188	84.0
Opponents	472	231	2976	.489	6.31	17	.036	29	.061	73t	31/283	55.5

Rushing	No.	Yds.	Avg.	Long	TD
Lowe	177	1010	5.7	69t	8
Lincoln	128	826	6.5	76t	5
McDougall	39	201	5.2	22	1
B. Jackson	18	64	3.6	14t	4
Rote	24	62	2.6	15	2
Hadi	8	26	3.3	33	0
Alworth	2	14	7.0	21	0
Chargers	396	2203	5.6	76t	20
Opponents	378	1468	3.9	41	10

Receiving	No.	Yds.	Avg.	Long	TD
Alworth	61	1205	19.8	85t	11
Lowe	26	181	7.3	31t	2
Lincoln	24	325	13.5	39t	3
Kocourek	23	359	15.6	35t	1
Norton	21	281	13.4	36t	5
Robinson	18	315	17.5	23t	1
MacKinnon	11	282	25.8	69t	4
McDougall	10	115	11.5	26	0
B. Jackson	8	85	10.6	26	0
Chargers	202	3138	15.5	85t	28
Opponents	231	2976	12.9	73t	17

Interceptions	No.	Yds.	Avg.	Long	TD
D. Harris	8	83	10.4	22t	1
Allen	5	37	7.4	26	0
Maguire	4	47	11.8	38	0
McNeil	4	23	5.8	21	0
Mingler	3	26	8.7	18	0
Karas	2	30	15.0	30	0
Blair	1	40	40.0	40	0
Glick	1	13	13.0	13	0
Whitehead	1	0	0.0	0	0
Chargers	29	299	10.3	40	1
Opponents	24	357	14.9	48	1

Punting	No.	Yds.	Avg.	Net	TB	I-20	Lg.	B
Maguire	56	2241	39.8	35.6	0	0	60	0
Hadi	2	75	37.5	37.5	0	0	38	0
Chargers	60	2316	38.6	35.2	0	0	60	0
Opponents	50	2185	43.7	39.5	0	0	72	1

Punt Returns	Ret.	FC	Yds.	Avg.	Lg.	TD
Alworth	11	0	120	10.9	61	0
Lincoln	7	0	98	14.0	47	0
D. Harris	4	0	43	10.8	23	0
Chargers	22	0	261	11.9	61	0
Opponents	22	0	204	9.3	28	0

Kickoff Returns	Ret.	Yds.	Avg.	Long	TD
Lincoln	17	439	25.8	44	0
Alworth	10	216	21.6	34	0
Westmoreland	10	204	20.4	26	0
Lowe	5	132	26.4	41	0
McDougall	3	77	25.7	25	0
D. Harris	2	34	17.0	27	0
Robinson	2	27	13.5	20	0
B. Jackson	1	16	16.0	16	0
Maguire	1	5	5.0	5	0
Sweeney	1	18	18.0	18	0
Chargers	52	1168	22.5	44	0
Opponents	76	1715	22.6	71	0

Field Goals	1-19	20-29	30-39	40-49	50+
Blair	5/15	6/6	4/4	2/3	0/0
Chargers	5/15	6/6	4/4	2/3	0/0
Opponents	5/19	4/4	9/11	3/3	0/0

Blair (10N, 0N) (30N, 31G) (34N, 38G) (1) (28G, 26N) (29G, 38N) (23G, 33G) (18G) (12N, 48N) (39G, 47N, 15G, 41G) (42G, 20G) (45N) (22N, 42G, 10G) (17G, 28G, 13G)

1962 FINAL STATISTICS

(4-10 Overall) Third AFL West - Sid Gillman
Home (3-4); Away (1-6)

Date	W/L	Score	Opponent	Att.
09/07	L	21-30	at Denver	28,000
09/16	W	40-14	New York (AFL)	22,003
09/23	L	17-42	Houston	26,061
09/30	W	42-33	at Oakland	13,000
10/07	W	38-28	Dallas (AFL)	23,082
10/13	L	10-35	at Buffalo	20,074
10/19	L	20-24	at Boston	20,888
10/28	L	3-23	at New York (AFL)	21,467
11/04	L	20-23	Denver	20,827
11/11	L	20-40	Buffalo	22,204
11/25	L	27-33	at Houston	28,235
12/02	W	31-21	Oakland	17,674
12/09	L	14-20	Boston	19,887
12/16	L	17-26	at Dallas (AFL)	16,384

Team Statistics

	Chargers	Opponents
TOTAL FIRST DOWNS	27	248
Rushing	82	105
Passing	113	120
Penalty	22	23
Third Down Made/Att.	0/0	0/0
Third Down Pct.	.000	.000
Fourth Down Made/Att.	0/0	0/0
Fourth Down Pct.	.000	.000
TOTAL NET YARDS	406	4518
Avg. Per Game	293.3	322.7
Total Plays	853	880
Avg. Per Play	4.8	5.1
NET YARDS RUSHING	1672	1903
Avg. Per Game	119.4	135.9
Total Rushes	409	437
NET YARDS PASSING	2434	2615
Avg. Per Game	173.9	186.8
Sacked/Yards Lost	28/252	41/21
Gross Yards	2636	2926
Attempts/Completions	416/169	402/166
Completion Pct.	.404	.488
Had Intercepted	34	29
PUNTS/AVERAGE	79/41.6	68/40.7
NET PUNTING AVG.	38.7	36.6
PENALTIES/YARDS	88/768	65/709
FUMBLES/BALL LOST	24/14	30/13
TOUCHDOWNS	38	48
Rushing	13	16
Passing	23	29
Returns	2	3
TIME OF POSSESSION	3:00.0	3:00.0

Score by Quarters

	Q1	Q2	Q3	Q4	OT	Pts.
Chargers	75	102	66	71	0	314
Opponents	75	128	81	108	0	392

Scoring

	TD	RU	PA	RT	PAT	FG	S	Pts.
Blair	0	0	0	0	31/34	17/20	0	182
B. Jackson	7	5	2	0	0/0	0/0	0	42
Norton	7	0	7	0	0/0	0/0	0	42
Kocourek	4	0	4	0	0/0	0/0	0	26
Lincoln	4	2	1	1	0/0	0/0	0	24
Alworth	3	0	3	0	0/0	0/0	0	18
McDougall	3	3	0	0	0/0	0/0	0	18
Robinson	3	0	3	0	0/0	0/0	0	18
MacKinnon	2	0	2	0	0/0	0/0	0	12
Braxton	1	1	0	0	0/0	0/0	0	8
Carolan	1	0	1	0	0/0	0/0	0	6
Gibson	1	0	0	1	0/0	0/0	0	6
Hadl	1	1	0	0	0/0	0/0	0	6
Kemp TM	1	1	0	0	0/0	0/0	0	6
Chargers	38	13	23	2	31/34	17/20	0	314
Opponents	48	16	29	3	41/44	17/31	2	392

2-P. Conversions: Braxton, Kocourek, Chargers 2-3 Opponents 4-4

Sacks: Chargers 41.0 Opponents 28.0

Passing

	Att.	Comp.	Yds.	Comp. %	Yds./Att.	TD	TD%	Int.	Int. %	Long	Sack/Lost	Rating
Hadl	260	107	1632	.412	6.28	15	.058	25	.092	72t	0/0	43.3
Wood TM	97	41	655	.423	6.75	4	.041	7	.072	47	0/0	49.1
Kemp TM	45	13	292	.289	6.49	2	.044	2	.044	67t	0/0	50.4
Keckin	9	5	64	.556	7.11	0	.000	1	.111	25	0/0	38.4
Lincoln	5	2	43	.400	8.60	2	.400	0	.000	23t	0/0	103.8
Chargers	416	168	1686	.404	6.46	23	.056	34	.082	72t	28/252	41.0
Opponents	402	196	2926	.488	7.28	29	.072	29	.072	90t	41/311	57.0

	No.	Yds.	Avg.	Long	TD
Rushing					
Lincoln	117	514	4.9	86t	2
B. Jackson	106	411	3.9	19	5
MacKinnon	55	224	4.1	24	0
McDougall	43	197	4.6	24t	3
Hadl	40	139	3.5	18	1
Braxton	17	35	2.1	15	1
Kemp TM	8	28	3.5	19	1
Alworth	1	17	17.0	17	0
Coan	12	10	0.8	8	0
Robinson	2	10	5.0	7	0
Gillett	2	8	4.0	5	0
Keckin	1	3	3.0	3	0
Wood TM	1	0	0.0	0	0
Chargers	409	1672	4.1	86t	13
Opponents	437	1903	4.4	52	16

	No.	Yds.	Avg.	Long	TD
Receiving					
Norton	48	771	15.1	47	7
Kocourek	39	698	17.6	45	4
Robinson	31	391	15.6	72t	3
Lincoln	16	214	13.4	29	1
B. Jackson	13	136	10.5	33	2
Alworth	10	226	22.6	67t	3
MacKinnon	9	125	13.9	32t	2
McDougall	4	27	6.8	10	0
Braxton	4	17	4.3	10	0
Carolan	3	39	13.0	18	1
Coan	1	52	52.0	52	0
Chargers	168	2686	16.0	72t	23
Opponents	196	2926	14.9	98t	29

	No.	Yds.	Avg.	Long	TD
Interceptions					
Gibson	8	85	10.6	37t	1
D. Harris	5	52	10.4	26	0
Buncombe	4	49	12.3	26	0
Bethune	3	6	2.0	4	0
Blair	2	36	18.0	18	0
Karas	2	8	4.0	8	0
McNeil	1	36	36.0	36	0
Faison	1	30	30.0	30	0
Whitehead	1	18	18.0	18	0
Maguire	1	13	13.0	13	0
Allen	1	7	7.0	7	0
Chargers	29	340	11.7	37t	1
Opponents	34	508	14.9	91t	1

	No.	Yds.	Avg.	Net	TB	I-20	Lg.	B
Punting								
Maguire	79	3289	41.6	38.7	0	0	66	0
Chargers	79	3289	41.6	38.7	0	0	66	0
Opponents	68	2768	40.7	36.5	0	0	64	0

	No.	Yds.	Avg.	Lg.	TD
Punt Returns					
Lincoln	11	0	94	8.5	17
Gibson	10	0	89	8.9	27
D. Harris	7	0	95	13.6	34
Braxton	1	0	0	0.0	0
Chargers	29	0	278	9.6	34
Opponents	26	0	229	8.8	73t

	Ret.	Yds.	Avg.	Long	TD
Kickoff Returns					
Robinson	32	748	23.4	57	0
Lincoln	14	398	28.4	103t	1
Bethune	12	251	20.9	27	0
McDougall	3	71	23.7	28	0
Coan	2	31	15.5	28	0
Robinson	2	55	27.5	39	0
B. Jackson	1	16	16.0	16	0
Klotz TM	1	15	15.0	15	0
Chargers	67	1685	23.7	103t	1
Opponents	56	1231	22.0	87t	1

	Field Goals	1-19	20-29	30-39	40-49	50+
Blair	5/7	5/5	2/2	5/6	0/0	0/0
Chargers	5/7	5/5	2/2	5/6	0/0	0/0
Opponents	8/16	2/4	4/5	2/4	1/2	0/0

Blair (428) (446, 306) (296) (1) (100, 276) (276) (436, 276) (436, 430) (276, 156) (1) (100, 176) (126) (426, 426) (356)



1961 FINAL STATISTICS

(12-2 Overall) First AFL West - Sid Gillman
Home (6-1); Away (6-1); Postseason (0-1)

Date	W/L	Score	Opponent	Aft.
09/10	W	26-10	at Dallas (AFL)	24,500
09/17	W	44-0	Oakland	20,276
09/24	W	34-24	Houston	29,270
09/30	W	19-11	at Buffalo	29,742
10/07	W	39-27	at Boston	17,749
10/15	W	25-10	at New York (AFL)	25,136
10/22	W	41-0	at Oakland	12,014
10/29	W	37-0	Denver	32,584
11/05	W	48-13	New York (AFL)	33,339
11/12	W	19-16	at Denver	7,859
11/19	W	24-14	Dallas (AFL)	33,788
12/03	L	13-33	at Houston	37,845
12/10	W	28-10	Buffalo	24,486
12/17	L	0-41	Boston	21,339
AFL Championship Game 12/24	L	3-10	Houston	29,556

Team Statistics		Chargers	Opponents
TOTAL FIRST DOWNS			
Rushing		208	224
Passing		81	79
Penalty		100	124
		17	21
Third Down, Made/Att.		0/0	0/0
Third Down Pct.		0.00	0.00
Fourth Down, Made/Att.		0/0	0/0
Fourth Down Pct.		0.00	0.00
TOTAL NET YARDS			
		4328	3726
Avg. Per Game		309.1	266.1
Total Plays		841	927
Avg. Per Play		5.1	4.0
NET YARDS RUSHING			
		1461	1363
Avg. Per Game		105.8	97.4
Total Rushes		390	400
NET YARDS PASSING			
		2847	2363
Avg. Per Game		203.4	183.9
Sacked/Yards Lost		28/274	42/373
Gross Yards		3121	2736
Attempts/Completions		423/190	485/224
Completion Pct.		44.9	46.2
Had Intercepted		25	49
PUNTS/AVERAGE		62/42.3	70/40.1
NET PUNTING AVG.		62/39.5	74/41
PENALTIES/YARDS		88/693	54/500
FUMBLES/BALL LOST		32/19	33/17
TOUCHDOWNS			
		52	27
Rushing		24	7
Passing		17	16
Returns		11	4
		30/00	30/00

Score by Quarters		Q1	Q2	Q3	Q4	OT	PTS.
Chargers		80	150	80	86	0	396
Opponents		64	56	51	48	0	219

Scoring	TD	RU	PA	RT	PAT	FG	S	PTS.
Blair	0	0	0	0	42/47	13/25	0	81
Lowie	9	9	0	0	0/0	0/0	0	54
Kemp	6	6	0	0	0/0	0/0	0	36
Norton	6	0	6	0	0/0	0/0	0	36
Kocourek	4	0	4	0	0/0	0/0	0	24
Laraba	3	1	0	2	1/2	0/1	0	19
Flowers	3	3	0	0	0/0	0/0	0	18
D. Harris	3	0	0	3	0/0	0/0	0	18
Hayes	3	0	3	0	0/0	0/0	0	18
Lincoln	3	0	2	1	0/0	0/0	0	18
Roberson	3	3	0	0	0/0	0/0	0	18
Enis	2	2	0	0	0/0	0/0	0	12
McNeill	2	0	0	2	0/0	0/0	0	12
Scarpitto	2	0	2	0	0/0	0/0	0	12
Allen	1	0	0	1	0/0	0/0	0	6
Hudson	1	0	0	1	0/0	0/0	0	6
Zeman	1	0	0	1	0/0	0/0	0	6
Gibson	0	0	0	0	0/0	0/0	0	2
Chargers	62	24	17	11	43/50	13/26	0	396
Opponents	27	7	16	4	23/25	10/23	1	219

2-PL Conversions: Gibson **1-2**, Opponents **1-1**
Sacks: Chargers **42.0**, Opponents **28.0**

Passing	Aft.	Comp.	Yds.	Comp.%	Yds./Aft.	TD	TD%	Int.	Int.%	Long	Sack/Lost	Rating
Kemp	364	165	2666	45.3	7.38	15	.04	22	.060	91t	0/0	59.2
Enis	55	23	365	41.8	6.64	2	.036	3	.055	45	0/0	54.0
Lowie	4	2	70	50.0	17.50	0	.000	0	.000	36	0/0	95.8
Chargers	423	190	3121	44.9	7.38	17	.040	25	.059	91t	28/274	58.0
Opponents	485	224	2736	46.2	5.64	16	.033	49	.101	87t	42/373	35.5

Rushing	No.	Yds.	Avg.	Long	TD
Lowie	175	767	4.4	67t	9
Roberson	58	275	4.7	59t	3
Flowers	51	177	3.5	11	3
Lincoln	41	150	3.7	17	0
Kemp	43	105	2.4	23	6
Enis	16	13	0.8	9	2
Laraba	5	5	1.0	3	1
Maguire	1	-1	-1.0	-1	0
Chargers	390	1481	3.8	87t	24
Opponents	400	1363	3.4	74t	7

Receiving	No.	Yds.	Avg.	Long	TD
Kocourek	55	1055	19.2	76t	4
Norton	47	816	17.4	52	6
Lowie	17	103	6.1	32	0
Flowers	16	175	10.9	31	0
Hayes	14	200	20.0	39	3
Lincoln	12	208	17.3	59t	2
Clark	11	182	16.5	33	0
Scarpitto	9	163	18.1	53t	2
Roberson	6	81	13.5	24	0
MacKinnon	3	58	19.3	45	0
Chargers	190	3121	16.4	91t	17
Opponents	224	2736	12.2	87t	16

Interceptions	No.	Yds.	Avg.	Long	TD
McNeill	9	349	38.8	76t	2
D. Harris	7	140	20.0	56t	3
Zeman	8	89	11.1	21	0
Laraba	5	151	30.2	60t	2
Allen	5	111	22.2	59t	1
Gibson	5	43	8.6	23	0
Karas	3	21	7.0	11	0
Faison	2	14	7.0	8	0
Blair	1	4	2.0	4	0
Hudson	1	5	5.0	5t	1
Maguire	1	2	2.0	2	0
Whitehead	1	0	0.0	0	0
Chargers	49	929	19.0	76t	9
Opponents	25	272	10.9	33	1

Punting	No.	Yds.	Avg.	Net	TB	I-20	Lg.	B
Maguire	62	2621	42.3	39.5	0	0	82	1
Chargers	62	2621	42.3	39.5	0	0	82	1
Opponents	70	2805	40.1	34.1	0	0	84	2

Punt Returns	Ret.	FC	Yds.	Avg.	Lg.	TD
Gibson	14	0	209	14.9	39	0
Lincoln	7	0	150	21.4	57t	1
Scarpitto	4	0	47	11.8	28	0
Lowie	1	0	0	0.0	0	0
Zeman	1	0	12	12.0	12	0
Chargers	27	0	418	15.5	57t	1
Opponents	22	0	172	7.8	22	0

Kickoff Returns	Ret.	Yds.	Avg.	Long	TD
Roberson	11	183	16.7	32	0
Lowie	10	240	24.0	35	0
Lincoln	4	98	24.5	31	0
Gibson	3	17	5.7	9	0
Scarpitto	3	50	16.7	22	0
Kemp	2	18	9.0	14	0
Blair	1	2	2.0	2	0
Ferrante	1	0	0.0	0	0
Karas	1	5	5.0	5	0
Max	1	0	0.0	0	0
Schmidt	1	22	22.0	22	0
Selawski	1	1	1.0	1	0
Chargers	39	642	16.5	35	0
Opponents	65	1521	23.4	76	0

Field Goals	1-19	20-29	30-39	40-49	50-	
Blair	8/20	2/2	0/1	0/1	2/2	0/0
Laraba	0/0	0/1	0/0	0/0	0/0	0/0
Chargers	8/20	2/3	0/1	0/1	2/2	0/0
Opponents	1/4	4/4	2/2	2/2	2/2	0/1
Blair (ON, 18G, 17G, 42N) (23G, 39N, 18N) (ON, ON, 44G, 14G) (38G, 11G) (10G, 4N, 26N) (20G) (1 (18G, 13G, 42G) (28N) (40N) (39N, 13G) (20N) (1 (
Laraba (1 (1 (0) (1) (1) (1) (1) (1) (27N) (0						

1960 FINAL STATISTICS

(10-4 Overall) First AFL West - Sid Gillman Home (5-2); Away (5-2); Postseason (0-1)

Date	W/L	Score	Opponent	Alt.
09/10	W	21-20	Dallas (AFL)	17,724
09/18	L	28-38	at Houston	20,156
09/25	L	0-17	at Dallas (AFL)	42,000
10/02	W	24-10	at Buffalo	15,821
10/08	L	0-35	Boston	18,226
10/16	W	23-19	at Denver	18,141
10/28	W	45-16	at Boston	13,888
11/04	W	21-7	at New York (AFL)	19,402
11/13	W	24-21	Houston	21,805
11/20	L	3-32	Buffalo	16,161
11/27	W	52-28	Oakland	15,075
12/04	W	41-17	at Oakland	12,061
12/10	W	41-33	Denver	9,929
12/18	W	50-43	New York (AFL)	11,457
AFL Championship Game				
01/01	L	16-24	at Houston	32,183

Team Statistics

	Chargers	Opponents
TOTAL FIRST DOWNS	273	259
Rushing	106	97
Passing	141	138
Penalty	26	24
Third Down, Made/Att.	0/0	0/0
Third Down Pct.	.000	.000
Fourth Down, Made/Att.	0/0	0/0
Fourth Down Pct.	.000	.000
TOTAL NET YARDS	4713	4258
Avg. Per Game	336.6	304.1
Total Plays	678	915
Avg. Per Play	5.4	4.7
NET YARDS RUSHING	1800	1705
Avg. Per Game	135.7	121.8
Total Rushes	397	412
NET YARDS PASSING	2813	2553
Avg. Per Game	200.9	182.4
Sacked/Yards Lost	40/364	36/298
Gross Yards	3177	2951
Attempts/Completions	441/229	467/227
Completion Pct.	.519	.486
Had Intercepted	29	28
PUNTS/AVERAGE	58/39.7	62/38.6
NET PUNTING AVG.	36.3	33.8
FUMBLIES/YARDS	70/648	59/569
FUMBLIES/BALL LOST	30/16	39/17
TOUCHDOWNS	48	42
Rushing	23	20
Passing	21	21
Returns	4	1
TIME OF POSSESSION	30:00	30:00

Score by Quarters

	Q1	Q2	Q3	Q4	OT	PTS.
Chargers	73	109	64	127	0	373
Opponents	74	109	87	66	0	336

Scoring

	TD	RU	PA	RT	PAT	FG	S	PTS.
Agajanian	0	0	0	0	49/47	13/23	0	85
Lowe	10	8	2	0	0/0	0/0	0	60
Kemp	8	8	0	0	0/0	0/0	0	48
Ferguson	6	4	2	0	0/0	0/0	0	36
R. Anderson	5	0	5	0	0/0	0/0	0	30
Norton	5	0	5	0	0/0	0/0	0	30
Wormble	4	0	4	0	0/0	0/0	0	24
Flowers	2	1	1	0	0/0	0/0	0	12
Ford/TM	2	2	0	0	0/0	0/0	0	12
D. Harris	1	0	0	1	0/0	0/0	0	6
Kocourek	1	0	1	0	0/0	0/0	0	6
Loudd	1	0	0	1	0/0	0/0	0	6
Maguire	1	0	0	1	0/0	0/0	0	6
Martin/TM	1	0	1	0	0/0	0/0	0	6
Nix	1	0	0	1	0/0	0/0	0	6
Chargers	48	23	21	4	46/47	13/23	0	373
Opponents	42	20	21	1	34/38	14/28	1	336

2-PT. Conversions: Chargers 0-0 Opponents 3-4

Sacks: Chargers 36.0 Opponents 40.0

Passing	Alt.	Comp.	Yds.	Comp. %	Yds./Att.	TD	TD%	Int.	Int. %	Long	Sack/Lost	Rating
Kemp	406	211	3018	520	7.43	20	.1043	25	.062	55f	0/0	67f
Clatterbuck	23	15	112	652	4.87	1	.043	1	.043	0	0/0	73f
Laraba	7	2	23	286	3.29	0	.000	2	.286	0	0/0	12
Lowe	3	1	24	333	8.00	0	.000	0	.000	24	0/0	63.2
Ford/TM	1	0	0	.000	0.00	0	.000	0	.000	0	0/0	35.6
Waller	0	0	0	.000	0.00	0	.000	1	100.0	0	0/0	0.0
Chargers	441	229	3177	518	7.20	21	.1048	29	.066	55f	40/264	63.8
Opponents	467	227	2861	486	6.10	21	.1045	28	.060	21	35/238	58.0

Rushing	No.	Yds.	Avg.	Long	TD
Lowe	136	855	6.3	8	8
Ferguson	126	438	3.5	12	4
Kemp	45	238	4.4	8	8
Ford/TM	20	154	7.7	0	2
Flowers	39	161	4.1	0	1
Martin/TM	6	23	3.8	0	0
Laraba	3	13	4.3	0	0
Clatterbuck	3	11	3.7	0	0
Waller	9	5	0.6	3	0
Norton	1	2	2.0	0	0
Chargers	397	1900	4.8	12	23
Opponents	412	1705	4.1	20	20

Receiving	No.	Yds.	Avg.	Long	TD
R. Anderson	44	614	14.0	46f	5
Kocourek	40	662	16.6	12	1
Wormble	32	316	9.9	26	0
Clark	27	431	16.0	36	0
Norton	25	414	16.6	0	5
Lowe	23	317	13.8	6	2
Ferguson	21	168	8.0	41	2
Flowers	12	153	12.8	55f	1
Martin/TM	2	18	9.0	0	1
Waller	3	24	8.0	3	0
Chargers	229	3177	13.9	55f	19
Opponents	227	2851	12.6	21	21

Interceptions	No.	Yds.	Avg.	Long	TD
D. Harris	5	56	11.2	42f	1
Nix	4	30	7.5	17f	1
McNeil	3	47	15.7	39	0
Maguire	3	37	12.3	37	0
Loudd	3	17	5.7	12	0
Sears	2	73	36.5	26	0
Zeman	2	25	12.5	25	0
Borchan	2	8	4.0	8	0
Garner	2	2	1.0	2	0
Laraba	1	17	17.0	17	0
Schleicher	1	5	5.0	5	0
Chargers	28	317	11.3	42f	2
Opponents	29	284	9.8	33	1

Punting	No.	Yds.	Avg.	Net	TB	I-20	Lg.	B
Maguire	43	1743	40.5	37.3	0	0	61	0
Laraba	15	558	37.2	33.3	0	0	0	0
Chargers	58	2301	39.7	36.3	0	0	61	0
Opponents	62	2393	38.6	33.8	0	0	66	1

Punt Returns	Ret.	FC	Yds.	Avg.	Lg.	TD
D. Harris	13	0	105	8.1	14	0
Sears	9	0	101	11.2	14	0
Garner	6	0	85	14.2	36	0
Ford/TM	2	0	6	3.0	3	0
Lowe	1	0	0	0.0	0	0
Chargers	31	0	297	9.6	36	0
Opponents	17	0	197	11.6	51	0

Kickoff Returns	Ret.	Yds.	Avg.	Long	TD
Lowe	28	611	21.8	31	0
Ford/TM	13	294	22.6	0	0
Norton	8	153	19.1	13	0
Sears	8	155	19.4	24	0
DeLuca	1	0	0.0	0	0
Chargers	58	1213	20.9	31	0
Opponents	70	1481	21.2	33	0

Field Goals	1-19	20-29	30-39	40-49	50+
Agajanian	3/12	5/5	2/3	3/3	0/0
Chargers	3/12	5/5	2/3	3/3	0/0
Opponents	6/17	3/3	3/3	2/5	0/0
Agajanian (36B) (45N) (45N, 32N) (16G) (1) (1) (1); (26; 47G) (35N, 41N, 18G) (33N, 43N) (27N, 22G) (31G) (28G) (46N) (23G, 40G) (41G; 37G; 27G)					

2014 CHARGER GIRLS



Since their inception in 1990, the Charger Girls have become one of America's top professional dance and cheer-leading teams. Recognized for their charisma, beauty and athleticism, the Charger Girls have also been ambassadors for the organization both nationally and abroad, including trips to Australia, Germany, Mexico, Guam, Japan and several other Asian countries.



LISA SIMMONS
Charger Girls Director

The Charger Girls are produced by e2k and directed by Lisa Simmons.

The Charger Girls would like to thank their valued sponsors: Anheuser-Busch, Inc., European Wax Center, iTAN Sun Spray Spa, KODDA Salon, LA Fitness, L'Oréal Professionnel, M-A-C Cosmetics, Massage Envy Spa, San Diego Center for Health and Sounds Like That. The Charger Girls would also like to thank In Style Custom Cheer & Dance Wear, official supplier of Charger Girls team apparel.

For more information on personal appearances by the Charger Girls or 2015 audition information, please visit www.Chargers.com or call (866) 492-4337.





HISTORY

The Chargers' all-time leading rusher, LaDainian Tomlinson will be inducted into the College Football Hall of Fame in 2014. Tomlinson played at Texas Christian from 1997-00 and won the Doak Walker Award in 2000 as the nation's top running back.

Photo: Mike Nowak

SERIES RESULTS



* AFL Championship Game

* AFC Wild Card Playoffs

** AFC Divisional Playoffs

*** AFC Championship Game

Super Bowl XXX

All-Time Regular-Season Record: 408-401-11

Chargers 9, Arizona 3 (750)

1971	at San Diego	W	20-17
1976	at San Diego	W	43-24
1983	at St. Louis	L	14-44
1987	at San Diego	W	28-24
1988	at Phoenix	W	24-13
1982	at Phoenix	W	27-21
1985	at San Diego	W	28-25
1988	at Arizona	L	13-16
2001	at San Diego	L	17-20
2002	at Arizona	W	23-15
2006	at San Diego	W	27-20
2010	at San Diego	W	4-10

Atlanta 8, Chargers 1 (211)

1973	at San Diego	L	0-41
1979	at San Diego	L	26-28
1988	at Atlanta	W	10-7
1991	at San Diego	L	10-13
1994	at Atlanta	L	9-10
1997	at San Diego	L	3-14
2004	at Atlanta	L	20-21
2008	at San Diego	L	16-22
2012	at San Diego	L	3-27

Baltimore 5, Chargers 4 (444)

1997	at San Diego	W	21-17
1998	at San Diego	W	14-13
2000	at Baltimore	L	3-24
2003	at San Diego	L	10-24
2006	at Baltimore	L	13-16
2007	at San Diego	W	32-14
2009	at San Diego	L	26-31
2011	at San Diego	W	34-14
2012	at San Diego	L	13-16, OT

Chargers 22, Buffalo 12, 2 Ties (639)

1960	at Buffalo	W	24-10
	at Los Angeles	L	3-32
1961	at Buffalo	W	19-11
	at San Diego	W	28-10
1962	at Buffalo	L	10-35
	at San Diego	L	20-40
1963	at San Diego	W	14-10
	at Buffalo	W	23-13
1964	at Buffalo	L	3-30
	at San Diego	L	24-27
	at Buffalo*	L	7-20
	at Buffalo	W	34-9
	at San Diego	T	20-20
	at San Diego*	L	0-23
1966	at San Diego	W	27-7
	at Buffalo	T	17-17
1967	at Buffalo	W	37-17
1968	at Buffalo	W	21-6
1969	at San Diego	W	45-6
1971	at San Diego	W	20-3
1973	at San Diego	W	34-7
1976	at Buffalo	W	34-13
1979	at San Diego	W	27-19
1980	at San Diego	L	24-26
	at San Diego**	W	20-14
1981	at San Diego	L	27-28
1985	at Buffalo	W	14-9
	at San Diego	W	40-7
	at San Diego	W	16-14
2000	at Buffalo	L	24-27, OT
2001	at San Diego	W	27-24
2002	at Buffalo	L	13-20
2005	at San Diego	W	48-10
2006	at Buffalo	W	24-21
2008	at Buffalo	L	14-23
2011	at San Diego	W	37-10

Carolina 4, Chargers 1 (200)

1997	at San Diego	L	7-26
2000	at Carolina	L	22-30
2004	at Carolina	W	17-6
2008	at San Diego	L	24-26
2012	at San Diego	L	7-31

Chicago 6, Chargers 5 (455)

1970	at Chicago	W	20-7
------	------------	---	------

1974	at San Diego	W	28-21
1978	at San Diego	W	40-7
1981	at Chicago	L	17-20, OT
1984	at San Diego	W	20-7
1993	at San Diego	L	13-16
1996	at Chicago	L	14-27
1999	at San Diego	L	20-23, OT
2003	at Chicago	L	7-20
2007	at San Diego	W	14-3
2011	at Chicago	L	20-31

Chargers 20, Cincinnati 14 (588)

1968	at San Diego	W	29-13
	at Cincinnati	W	31-10
1969	at Cincinnati	L	20-34
	at San Diego	W	21-14
	at San Diego	L	14-17
1971	at Cincinnati	L	0-31
1973	at San Diego	L	13-20
1974	at Cincinnati	W	20-17
1975	at Cincinnati	L	17-47
1977	at San Diego	W	24-3
1978	at San Diego	W	22-13
1979	at Cincinnati	W	26-24
1980	at Cincinnati	W	31-14
1981	at San Diego	L	17-40
	at Cincinnati**	L	7-27
1982	at San Diego	W	50-34
1985	at Cincinnati	W	44-41
1987	at Cincinnati	W	10-9
1988	at Cincinnati	L	10-27
1990	at San Diego	L	16-21
1992	at San Diego	W	27-10
1994	at San Diego	W	27-10
1996	at San Diego	W	27-14
1997	at Cincinnati	L	31-38
1999	at Cincinnati	W	34-7
2001	at San Diego	W	28-14
2002	at Cincinnati	W	34-6
2003	at San Diego	L	27-34
2006	at Cincinnati	W	49-41
2009	at San Diego	W	27-24
	at Cincinnati	L	20-34
2012	at San Diego	L	13-20
2013	at San Diego	L	10-17
	at Cincinnati*	W	27-10

Chargers 14, Cleveland 8, 1 Tie (630)

1970	at Cleveland	W	27-10
1972	at San Diego	L	17-21
1973	at Cleveland	T	16-16
1974	at San Diego	W	36-35
1976	at Cleveland	L	17-21
1977	at San Diego	W	37-14
1981	at Cleveland	W	44-14
1982	at Cleveland	W	30-13
1983	at San Diego	L	24-30, OT
1985	at San Diego	L	7-21
1986	at Cleveland	L	17-47
1987	at San Diego	W	27-24, OT
1990	at Cleveland	W	24-14
1991	at San Diego	L	24-30, OT
1992	at Cleveland	W	14-13
1995	at San Diego	W	31-13
1999	at San Diego	W	23-10
2001	at Cleveland	L	16-20
2003	at Cleveland	W	26-20
2004	at Cleveland	W	21-0
2006	at San Diego	W	32-25
2009	at Cleveland	W	30-23
2012	at Cleveland	L	6-7

Dallas 5, Chargers 4 (400)

1972	at San Diego	L	28-34
1980	at Dallas	L	31-42
1983	at San Diego	W	24-23
1986	at San Diego	L	21-24
1990	at Dallas	L	14-17
1995	at San Diego	L	9-23
2001	at Dallas	W	32-21
2005	at San Diego	L	24-28
2009	at Dallas	W	20-17
2013	at San Diego	W	30-21

Denver 59, Chargers 49, 1 Tie (454)

1960	at Denver	W	23-19
	at Los Angeles	W	41-33
1961	at San Diego	W	37-0
	at Denver	W	19-16
1962	at Denver	L	21-30
	at San Diego	L	20-23
1963	at Denver	L	34-50
	at San Diego	W	58-20
1964	at San Diego	W	42-14
	at Denver	W	31-20
	at San Diego	W	34-31
1965	at Denver	W	33-21
1966	at San Diego	W	24-17
	at Denver	L	17-20
1967	at Denver	W	38-21
	at San Diego	W	24-20
1968	at San Diego	W	55-24
	at Denver	W	47-23
1969	at Denver	L	0-13
	at San Diego	W	45-24
1970	at San Diego	W	24-21
	at Denver	T	17-17
1971	at Denver	L	16-20
	at San Diego	W	45-17
1972	at San Diego	W	37-14
	at Denver	L	13-38
1973	at Denver	L	19-30
	at San Diego	L	28-42
1974	at Denver	L	7-27
	at San Diego	W	17-0
1975	at San Diego	L	17-27
	at Denver	L	10-13, OT
1976	at Denver	L	0-26
	at San Diego	L	0-17
1977	at San Diego	L	14-17
	at Denver	L	9-17
1978	at Denver	L	14-27
	at San Diego	W	23-0
1979	at Denver	L	0-7
	at San Diego	W	17-7
1980	at Denver	W	30-13
	at San Diego	L	13-20
1981	at Denver	L	24-42
	at San Diego	W	34-17
1982	at Denver	W	23-9
	at San Diego	W	30-20
1983	at Denver	L	6-14
	at San Diego	W	31-7
1984	at San Diego	L	13-16
	at Denver	L	13-16
1985	at San Diego	W	30-10
	at Denver	L	24-30, OT
1986	at San Diego	L	14-31
	at Denver	W	9-3
1987	at San Diego	L	17-31
	at Denver	L	0-24
1988	at Denver	L	3-34
	at San Diego	L	0-12
1989	at Denver	L	10-16
	at San Diego	W	19-16
1990	at San Diego	W	19-7
	at Denver	L	10-20
1991	at Denver	L	19-27
	at San Diego	L	14-17
1992	at Denver	L	13-21
	at San Diego	W	24-21
1993	at Denver	L	17-34
	at San Diego	W	13-10
1994	at Denver	W	37-34
	at San Diego	L	15-20
1995	at San Diego	W	17-6
	at Denver	L	27-30
1996	at Denver	L	17-28
	at San Diego	W	16-10
1997	at San Diego	L	28-38
	at Denver	L	3-38
1998	at Denver	L	10-27
	at San Diego	L	16-31
1999	at San Diego	L	17-33
	at Denver	W	12-6

2000	at San Diego	L	7-21
	at Denver	L	37-38
2001	at San Diego	W	27-10
	at Denver	L	16-26
2002	at Denver	L	9-26
	at San Diego	W	30-21, 0T
2003	at San Diego	L	13-37
	at Denver	L	8-37
2004	at Denver	L	13-23
	at San Diego	W	20-17
2005	at Denver	L	17-20
	at San Diego	L	7-23
2006	at Denver	W	35-27
	at San Diego	W	48-20
2007	at Denver	W	41-3
	at San Diego	W	23-3
2008	at Denver	L	38-39
	at San Diego	W	52-21
2009	at San Diego	L	23-34
	at Denver	W	32-3
2010	at San Diego	W	35-14
	at Denver	W	33-28
2011	at Denver	W	29-24
	at San Diego	L	13-16, 0T
2012	at San Diego	L	24-35
	at Denver	L	23-30
2013	at San Diego	W	20-28
	at Denver	W	27-20
	at Denver**	L	17-24

Chargers 6, Detroit 4 (.600)

1972	at Detroit	L	20-34
1977	at Detroit	L	0-20
1978	at Detroit	L	14-31
1981	at San Diego	W	28-23
1984	at San Diego	W	27-24
1986	at San Diego	W	27-21
1989	at Detroit	W	20-10
2003	at Detroit	W	14-7
2007	at San Diego	W	51-14
2011	at Detroit	L	10-38

Green Bay 5, Chargers 1 (.300)

1970	at Green Bay	L	20-22
1974	at Green Bay	L	0-34
1978	at San Diego	L	3-24
1984	at Green Bay	W	34-28
1983	at San Diego	L	13-20
1986	at Green Bay	L	10-42
1989	at San Diego	L	3-31
2003	at San Diego	L	21-38
2007	at Green Bay	L	24-31
2011	at San Diego	L	38-45

Chargers 4, Houston 1 (.800)

2002	at San Diego	W	24-3
2004	at Houston	W	27-20
2007	at San Diego	W	35-10
2010	at Houston	W	29-23
2013	at San Diego	L	28-31

Chargers 18, Indianapolis 10 (.643)

1970	at San Diego	L	14-16
1972	at Baltimore	W	23-20
1976	at San Diego	L	21-37
1981	at Baltimore	W	43-14
1982	at San Diego	W	44-26
1984	at Indianapolis	W	38-10
1986	at Indianapolis	W	17-3
1987	at Indianapolis	W	16-13
	at San Diego	L	7-20
1988	at San Diego	L	0-16
1989	at Indianapolis	L	6-10
1992	at Indianapolis	W	34-14
	at San Diego	W	26-0
1993	at Indianapolis	W	31-0
1995	at Indianapolis	W	27-24
	at San Diego*	L	20-35
1996	at Indianapolis	W	26-19
1997	at San Diego	W	35-19
1998	at Indianapolis	L	12-17
1999	at San Diego	L	19-27
2004	at Indianapolis	L	31-34, 0T
2005	at Indianapolis	W	26-17
2007	at San Diego	W	29-21
	at Indianapolis**	W	28-24
2008	at San Diego	L	20-23
	at San Diego*	W	23-17, 0T
2010	at Indianapolis	W	36-14
2013	at San Diego	W	19-9

Chargers 4, Jacksonville 2 (.667)

2003	at Jacksonville	L	21-27
2004	at San Diego	W	34-21
2007	at Jacksonville	L	17-24
2010	at San Diego	W	38-13
2011	at Jacksonville	W	38-14
2013	at Jacksonville	W	24-6

Chargers 55, Kansas City 52, 1 Tie (.514)

1960	at Los Angeles	W	21-20
	at Dallas	L	0-17
1961	at Dallas	W	26-10
	at San Diego	W	24-14
1962	at San Diego	W	32-28
	at Dallas	L	17-26
1963	at San Diego	W	24-10
	at Kansas City	W	38-17
1964	at Kansas City	W	28-14
	at San Diego	L	6-49
1965	at San Diego	T	10-10
	at Kansas City	L	7-31
1966	at Kansas City	L	14-24
	at San Diego	L	17-27
1967	at San Diego	W	45-9
	at Kansas City	W	17-16
1968	at Kansas City	L	20-27
	at San Diego	L	3-40
1969	at San Diego	L	9-27
	at Kansas City	L	3-27
1970	at Kansas City	L	14-26
	at San Diego	W	31-13
1971	at San Diego	W	21-14
	at Kansas City	L	10-31
1972	at San Diego	L	14-26
	at Kansas City	W	27-17
1973	at San Diego	L	0-19
	at Kansas City	L	6-33
1974	at San Diego	L	14-24
	at Kansas City	W	14-7
1975	at San Diego	L	10-12
	at Kansas City	W	28-20
1976	at Kansas City	W	30-16
	at San Diego	L	20-23
1977	at Kansas City	W	23-7
	at San Diego	L	16-21
1978	at San Diego	W	29-23, 0T
	at Kansas City	L	0-23
1979	at Kansas City	W	20-14
	at San Diego	W	28-7
1980	at Kansas City	W	24-7
	at San Diego	W	20-7
1981	at Kansas City	W	42-31
	at San Diego	W	22-20
1982	at Kansas City	L	12-19
1983	at Kansas City	W	17-14
	at San Diego	W	41-38
1984	at Kansas City	L	13-31
	at San Diego	L	21-42
1985	at San Diego	W	31-20
	at Kansas City	L	34-38
1986	at Kansas City	L	41-42
	at San Diego	L	23-24
1987	at Kansas City	L	13-20
	at San Diego	W	42-21
1988	at Kansas City	W	24-23
	at San Diego	W	24-13
1989	at San Diego	W	21-6
	at Kansas City	W	20-13
1990	at Kansas City	L	10-27
	at San Diego	L	21-24
1991	at San Diego	L	3-14
	at Kansas City	L	17-20, 0T
1992	at San Diego	L	10-24
	at Kansas City	L	14-16
1993	at San Diego*	W	17-0
	at San Diego	L	14-17
	at Kansas City	L	24-28
1994	at San Diego	W	20-6
	at Kansas City	W	14-13
1995	at Kansas City	L	23-29, 0T
	at San Diego	L	7-22
1996	at San Diego	W	22-19
	at Kansas City	W	28-14
1997	at Kansas City	L	3-31
	at San Diego	L	7-29
1998	at Kansas City	L	7-23
	at San Diego	W	38-37

1999	at San Diego	W	21-14
	at Kansas City	L	0-34
2000	at Kansas City	L	10-42
	at San Diego	W	17-16
2001	at San Diego	L	20-25
	at Kansas City	L	17-20
2002	at San Diego	W	35-34
	at Kansas City	L	22-24
2003	at Kansas City	L	14-27
	at San Diego	L	24-28
2004	at Kansas City	W	34-31
	at San Diego	W	24-17
2005	at San Diego	W	28-20
	at Kansas City	L	7-20
2006	at Kansas City	L	27-30
	at San Diego	W	20-9
2007	at San Diego	L	16-30
	at Kansas City	W	24-10
2008	at San Diego	W	20-19
	at Kansas City	W	22-21
2009	at Kansas City	W	37-7
	at San Diego	W	43-14
2010	at Kansas City	L	14-21
	at San Diego	W	31-0
2011	at San Diego	W	20-17
	at Kansas City	L	20-23, 0T
2012	at Kansas City	W	37-20
	at San Diego	W	31-13
2013	at Kansas City	W	41-38
	at San Diego	W	27-24, 0T

Miami 15, Chargers 14 (.483)

1966	at San Diego	W	44-10
1967	at San Diego	W	24-0
	at Miami	L	24-41
1968	at San Diego	W	34-28
1969	at Miami	W	21-14
1972	at Miami	L	10-24
1974	at San Diego	L	14-28
1977	at Miami	W	14-13
1978	at San Diego	L	21-28
1980	at Miami	W	27-24, 0T
1981	at Miami**	W	41-38, 0T
1982	at Miami**	L	13-34
1984	at San Diego	W	34-28, 0T
1986	at San Diego	W	50-28
1988	at Miami	L	28-31
1991	at San Diego	W	38-30
1992	at Miami**	L	0-31
1993	at San Diego	W	45-20
1994	at San Diego**	W	22-21
1995	at San Diego	L	14-24
1999	at Miami	L	9-12
2000	at San Diego	L	7-17
2002	at Miami	L	3-30
2003	at San Diego*	L	10-26
2005	at San Diego	L	21-23
2008	at Miami	L	10-17
2009	at San Diego	W	23-13
2011	at San Diego	W	26-16
2013	at Miami	L	16-20

* Game played at Arizona's Sun Devil Stadium

Chargers 6, Minnesota 5 (.545)

1971	at San Diego	W	30-14
1975	at Minnesota	L	13-28
1978	at Minnesota	W	13-7
1981	at San Diego	L	31-33
1984	at Minnesota	W	42-13
1985	at Minnesota	L	17-21
1993	at Minnesota	W	30-17
1999	at Minnesota	L	27-35
2003	at San Diego	W	42-28
2007	at Minnesota	L	17-35
2011	at San Diego	W	24-17

New England 22, Chargers 15, 2 Ties (.410)

1960	at Los Angeles	L	0-35
	at Boston	W	45-16
1961	at Boston	W	38-27
	at San Diego	L	0-41
1962	at Boston	L	20-24
	at San Diego	L	14-20
1963	at San Diego	W	17-13
	at Boston	W	7-6
	at San Diego*	W	51-10
1964	at San Diego	L	28-33
	at Boston	W	26-17



1965	at Boston	T	13-13
	at San Diego	L	6-22
1966	at San Diego	W	24-0
	at Boston	L	17-35
1967	at San Diego	W	28-14
	at San Diego	T	31-31
1968	at Boston	W	27-17
1969	at Boston	W	13-10
	at San Diego	W	28-16
1970	at Boston	W	16-14
1973	at New England	L	14-30
1975	at San Diego	L	19-33
1977	at San Diego	L	20-24
1978	at New England	L	23-28
1979	at New England	L	21-27
1983	at New England	L	21-37
1994	at New England	L	17-23
1996	at San Diego	L	7-45
1997	at New England	L	7-41
2001	at New England	L	26-23, OT
2002	at San Diego	W	21-14
2005	at New England	W	41-7
2006	at San Diego**	L	21-24
2007	at New England	L	38-14
	at New England***	L	12-21
2008	at San Diego	W	30-10
2010	at San Diego	L	20-23
2011	at New England	L	21-35

Chargers 7, New Orleans 4 (.636)

1973	at San Diego	W	17-14
1977	at New Orleans	W	14-0
1979	at New Orleans	W	35-0
1988	at San Diego	L	17-23
1991	at San Diego	W	24-21
1994	at New Orleans	W	36-22
1997	at New Orleans	W	20-6
2000	at San Diego	L	27-28
2004	at San Diego	W	43-17
2008	at N.O. (at London)	L	32-37
2012	at New Orleans	L	24-31

Chargers 6, N.Y. Giants 5 (.545)

1971	at New York	L	17-35
1975	at New York	L	24-35
1980	at San Diego	W	44-7
1983	at New York	W	41-34
1986	at New York	L	7-20
1989	at San Diego	L	13-20
1995	at New York	W	27-17
1998	at San Diego	L	16-34
2005	at San Diego	W	45-23
2009	at New York	W	21-20
2013	at San Diego	W	37-14

Chargers 20, N.Y. Jets 14, 1 Tie (.586)

1960	at New York	W	21-7
	at Los Angeles	W	50-43
1991	at New York	W	25-10
	at San Diego	W	48-13
1992	at San Diego	W	40-14
	at San Diego	L	3-23
1993	at San Diego	W	24-20
	at New York	W	53-7
1994	at New York	T	17-17
	at San Diego	W	38-3
1995	at New York	W	34-9
	at San Diego	W	38-7
1996	at New York	L	16-17
	at San Diego	W	42-27
1997	at San Diego	L	31-42
1998	at New York	L	20-23
	at San Diego	L	15-37
	at San Diego	W	34-27
1971	at San Diego	W	49-21
1974	at New York	L	14-27
1975	at San Diego	W	24-16
1983	at San Diego	L	29-41
1989	at San Diego	L	17-20
1990	at New York	W	39-3
	at San Diego	W	38-17
1991	at New York	L	3-24
1994	at New York	W	21-6
2002	at San Diego	L	13-44
2004	at San Diego	L	28-34
	at San Diego*	L	17-20, OT
2005	at New York	W	31-26
2008	at San Diego	W	48-29
2009	at San Diego**	L	14-17

2011	at New York	L	21-27
2012	at New York	W	27-17

Oakland 59, Chargers 48, 2 Ties (.450)

1960	at Los Angeles	W	52-27
	at Oakland (S.F.)	W	41-7
1961	at San Diego	W	44-0
	at Oakland (S.F.)	W	41-10
1962	at Oakland	W	42-33
	at San Diego	W	31-21
1963	at San Diego	L	33-34
	at Oakland	L	27-41
1964	at Oakland	W	31-17
	at San Diego	L	20-21
1965	at Oakland	W	17-6
	at San Diego	W	24-14
1966	at Oakland	W	29-20
	at San Diego	L	19-41
1967	at Oakland	L	10-51
	at San Diego	L	21-41
1968	at Oakland	W	23-14
	at San Diego	L	27-34
1969	at San Diego	L	12-14
	at Oakland	L	16-21
1970	at San Diego	T	27-27
	at Oakland	L	17-20
1971	at San Diego	L	0-34
	at Oakland	L	33-34
1972	at Oakland	T	17-17
	at San Diego	L	19-21
1973	at San Diego	L	17-27
	at Oakland	L	3-31
1974	at San Diego	L	10-14
	at Oakland	L	10-17
1975	at San Diego	L	0-6
	at Oakland	L	0-25
1976	at San Diego	L	17-27
	at Oakland	L	0-24
1977	at Oakland	L	0-24
	at San Diego	W	12-7
1978	at San Diego	L	20-21
	at Oakland	W	27-23
1979	at San Diego	W	30-10
	at Oakland	L	22-45
1980	at San Diego	W	30-24, OT
	at Oakland	L	24-38
	at San Diego***	L	27-34
1981	at Oakland	W	55-21
	at San Diego	W	23-10
1982	at Los Angeles	L	24-28
	at San Diego	L	34-41
1983	at San Diego	L	10-42
	at Los Angeles	L	14-30
1984	at Los Angeles	L	30-33
	at San Diego	L	37-44
1985	at Los Angeles	L	21-34
	at San Diego	W	40-34, OT
1986	at Los Angeles	L	13-17
	at San Diego	L	31-37, OT
1987	at Los Angeles	W	23-17
	at San Diego	W	16-14
1988	at Los Angeles	L	13-24
	at Pittsburgh	L	3-13
1989	at Los Angeles	L	14-40
	at San Diego	W	14-12
1990	at San Diego	L	9-24
	at Los Angeles	L	12-17
1991	at Los Angeles	W	21-13
	at San Diego	L	7-9
1992	at San Diego	W	27-3
	at Los Angeles	W	36-14
1993	at Los Angeles	W	30-23
	at San Diego	L	7-12
1994	at Los Angeles	W	26-24
	at San Diego	L	17-24
1995	at Oakland	L	7-17
	at San Diego	W	12-6
1996	at Oakland	W	40-34
	at San Diego	L	14-23
1997	at Oakland	W	25-10
	at San Diego	L	13-38
1998	at Oakland	L	6-7
	at San Diego	L	10-17
1999	at Oakland	L	9-28
	at San Diego	W	23-20
2000	at Oakland	L	6-9
	at San Diego	L	13-15

2001	at Oakland	L	24-34
	at San Diego	L	6-13
2002	at Oakland	W	27-21, OT
	at San Diego	L	7-27
2003	at Oakland	L	31-34, OT
	at San Diego	W	21-14
2004	at San Diego	W	42-14
	at Oakland	W	23-17
2005	at Oakland	W	27-14
	at San Diego	W	34-10
2006	at Oakland	W	27-0
	at San Diego	W	21-14
2007	at San Diego	W	28-14
	at Oakland	W	30-17
2008	at Oakland	W	28-18
	at San Diego	W	34-7
2009	at Oakland	W	24-20
	at San Diego	W	24-16
2010	at Oakland	L	27-35
	at San Diego	L	13-28
2011	at Oakland	L	17-24
	at San Diego	L	17-24
	at Oakland	W	38-26
2012	at San Diego	W	22-14
	at San Diego	W	24-21
2013	at Oakland	L	17-27
	at San Diego	W	26-13

Chargers 7, Philadelphia 4 (.636)

1974	at San Diego	L	7-13
1980	at San Diego	W	22-21
1985	at San Diego	W	20-14
1986	at Philadelphia	L	7-23
1989	at San Diego	W	20-17
1995	at Philadelphia	W	27-21
1998	at San Diego	W	13-10
2001	at Philadelphia	L	14-24
2005	at Philadelphia	L	17-20
2009	at San Diego	W	31-23
2013	at Philadelphia	W	33-30

Pittsburgh 22, Chargers 9 (.280)

1971	at Pittsburgh	L	17-21
1972	at San Diego	L	2-24
1973	at Pittsburgh	L	21-38
1975	at San Diego	L	0-37
1976	at Pittsburgh	L	0-23
1977	at San Diego	L	9-10
1979	at San Diego	W	35-7
	at San Diego	W	26-17
1982	at Pittsburgh*	W	31-28
1983	at Pittsburgh	L	3-26
1984	at Pittsburgh	L	24-52
1985	at San Diego	W	54-44
1987	at San Diego	W	16-20
1988	at San Diego	W	20-14
1989	at Pittsburgh	L	14-36
1991	at Pittsburgh	L	20-26
1992	at San Diego	L	6-23
1993	at Pittsburgh	L	3-16
1994	at San Diego	W	37-34
	at Pittsburgh***	W	17-13
1995	at Pittsburgh	L	16-31
1996	at Pittsburgh	L	3-16
2000	at San Diego	L	21-34
2003	at Pittsburgh	L	24-40
2005	at San Diego	L	22-24
2006	at San Diego	W	23-13
2008	at Pittsburgh	L	10-11
	at Pittsburgh**	L	24-35
2009	at Pittsburgh	L	28-38
2012	at Pittsburgh	W	34-24

St. Louis 6, Chargers 4 (.600)

1970	at Los Angeles	L	10-37
1975	at San Diego	L	10-13, OT
1979	at Los Angeles	W	40-16
1988	at Los Angeles	W	38-24
1991	at Los Angeles	L	24-30
1994	at San Diego	W	31-17
2000	at St. Louis	L	31-57
2002	at St. Louis	L	24-28
2006	at San Diego	W	38-24
2010	at St. Louis	L	18-20

San Francisco 7, Chargers 6 (.462)

1972	at San Francisco	L	3-34
1976	at San Diego	W	13-7, OT
1979	at San Diego	W	31-9

1982	at San Francisco	W	41-37
1986	at San Diego	L	10-48
1991	at San Francisco	L	14-34
1994	at San Diego	L	15-38
	at Miami#	L	26-49
1997	at San Francisco	L	10-17
2000	at San Diego	L	17-45
2002	at San Diego	W	20-17, OT
2006	at San Francisco	W	48-19
2010	at San Diego	W	34-7

Seattle 26, Chargers 23 (A69)

1977	at Seattle	W	30-28
1978	at Seattle	W	24-20
	at San Diego	W	37-10
1979	at Seattle	W	33-16
	at San Diego	W	20-10
1980	at Seattle	W	34-13
	at San Diego	W	21-14
1981	at San Diego	W	24-10
	at Seattle	L	23-44
1983	at Seattle	L	31-34
	at San Diego	W	28-21
1984	at Seattle	L	17-31
	at San Diego	L	0-24
1985	at San Diego	L	35-49
	at Seattle	L	21-26
1986	at Seattle	L	7-33
	at San Diego	L	24-34
1987	at Seattle	L	3-34
1988	at San Diego	W	17-6
	at Seattle	L	14-17
1989	at San Diego	L	16-17
	at Seattle	L	7-10
1990	at Seattle	W	31-14
	at San Diego	L	10-13
1991	at Seattle	L	9-20
	at San Diego	W	17-14
1992	at San Diego	W	17-6
	at Seattle	W	31-14
1993	at San Diego	W	18-12
	at Seattle	L	14-31
1994	at Seattle	W	24-10
	at San Diego	W	35-15

1995	at San Diego	W	14-10
	at Seattle	W	35-25
1996	at San Diego	W	29-7
	at Seattle	L	13-32
1997	at Seattle	L	22-26
	at San Diego	L	31-37
1998	at San Diego	L	20-27
	at Seattle	L	17-38
1999	at San Diego	W	13-10
	at Seattle	W	19-16
2000	at San Diego	L	12-20
	at Seattle	L	15-17
2001	at Seattle	L	10-13, OT
	at San Diego	L	22-25
2002	at San Diego	L	28-31, OT
2006	at Seattle	W	20-17
2010	at Seattle	L	20-27

Chargers 8, Tampa Bay 2 (800)

1976	at San Diego	W	23-0
1981	at Tampa Bay	W	24-23
1987	at Tampa Bay	W	17-13
1990	at San Diego	W	41-10
1992	at San Diego	W	29-14
1993	at Tampa Bay	W	32-17
1996	at San Diego	L	17-25
2004	at San Diego	W	31-24
2008	at Tampa Bay	W	41-24
2012	at Tampa Bay	L	24-34

Chargers 26, Tennessee 17, 1 Tie (612)

1960	at Houston	L	28-38
	at Los Angeles	W	24-21
	at Houston*	L	16-24
1961	at San Diego	W	34-24
	at Houston	L	13-33
	at San Diego	L	3-10
1962	at San Diego	L	17-42
	at Houston	L	27-33
1963	at San Diego	W	27-0
	at Houston	W	20-14
1964	at San Diego	W	27-21
	at Houston	W	20-17
1965	at San Diego	W	31-14
	at Houston	W	37-26

1966	at Houston	W	28-22
1967	at San Diego	W	13-3
	at Houston	L	17-24
1968	at San Diego	W	30-14
1969	at Houston	W	21-17
1970	at San Diego	T	31-31
1971	at Houston	L	33-49
1972	at San Diego	W	34-20
1974	at Houston	L	14-21
1975	at Houston	L	17-33
1976	at San Diego	W	30-27
1978	at Houston	W	45-24
1979	at San Diego**	L	14-17
1984	at San Diego	W	31-14
1985	at Houston	L	35-37
1986	at San Diego	W	27-0
1987	at Houston	L	18-33
1989	at San Diego	L	27-34
1990	at San Diego	L	7-17
1992	at Houston	L	0-27
1993	at San Diego	W	16-17
1998	at Tennessee	W	13-7
2004	at San Diego	W	38-17
2006	at San Diego	W	40-7
2007	at Tennessee (OT)	W	23-17
	at San Diego*	W	17-6
2009	at Tennessee	W	42-17
2010	at San Diego	W	33-25
2012	at San Diego	W	38-10
2013	at Tennessee	L	17-20

Washington 7, Chargers 3 (300)

1973	at Washington	L	0-38
1980	at Washington	L	17-40
1983	at San Diego	L	24-27
1986	at San Diego	L	27-30
1989	at Washington	L	21-26
1998	at Washington	L	20-24
2001	at San Diego	W	30-3
2005	at Washington	W	23-17, OT
2009	at San Diego	W	23-20
2013	at Washington	L	24-30, OT

Preseason Record - 127-110-4 (1,535)

2012 (3-1)			
vs. Seattle	L	10-31	
at Chicago	L	28-33	
at Arizona	W	24-7	
vs. San Francisco	L	6-41	
2012 (3-1)			
vs. Green Bay	W	21-13	
vs. Dallas	W	28-20	
at Minnesota	W	12-10	
at San Francisco	L	3-35	
2011 (2-2)			
vs. Seattle	L	17-24	
at Dallas	W	20-7	
at Arizona	W	34-31	
vs. San Francisco	L	17-20	
2010 (1-3)			
vs. Chicago	W	25-10	
vs. Dallas	L	14-16	
at New Orleans	L	21-36	
at San Francisco	L	14-17	
2009 (2-2)			
vs. Seattle	L	14-20	
at Arizona	W	17-6	
at Atlanta	L	24-27	
vs. San Francisco	W	26-7	
2008 (3-1)			
vs. Dallas	W	31-17	
at St. Louis	L	6-7	
vs. Seattle	W	18-17	
at San Francisco	W	20-17	

2007 (3-1)			
vs. Seattle	L	16-24	
at St. Louis	W	30-13	
at Arizona	W	33-31	
San Francisco	W	16-13	
2006 (2-2)			
vs. Green Bay	W	17-3	
at Chicago	L	3-24	
vs. Seattle	W	31-20	
at San Francisco	L	14-23	
2005 (2-2)			
at Green Bay	L	7-10	
vs. St. Louis	W	36-21	
at Minnesota	L	16-19	
vs. San Francisco	W	28-24	
2004 (2-2)			
vs. Indianapolis	L	17-21	
at Arizona Cardinals	W	38-13	
vs. Seattle	L	20-26	
at San Francisco	W	31-15	
2003 (2-2)			
at Seattle	L	7-20	
vs. Arizona Cardinals	L	10-16	
at Houston	W	19-17	
vs. San Francisco	W	24-3	
2002 (2-2)			
vs. Arizona Cardinals	L	17-24	
vs. Seattle	W	24-14	
at St. Louis Rams	W	31-10	
at San Francisco	L	3-27	

2001 (3-1)			
vs. San Francisco	W	25-24	
at Miami	W	23-20 (OT)	
vs. St. Louis Rams	W	13-10 (OT)	
at Arizona Cardinals	L	3-16	
2000 (4-0)			
at San Francisco	W	23-20	
vs. Minnesota	W	31-7	
at Atlanta	W	28-14	
vs. Arizona Cardinals	W	24-20	
1999 (0-5)			
vs. Denver (Sydney, Aus.)	L	17-20	
at San Francisco	L	24-31	
vs. Miami	L	10-13	
at St. Louis Rams	L	21-24	
vs. Kansas City	L	27-34	
1998 (3-1)			
vs. San Francisco	W	27-21	
vs. St. Louis Rams	W	41-27	
at Indianapolis Colts	W	33-3	
at Minnesota	L	28-42	
1997 (3-1)			
vs. San Francisco	W	20-13	
vs. Indianapolis Colts	W	23-17	
at Tennessee Titans	W	21-7	
at Minnesota	L	22-28	
1996 (2-3)			
vs. Pittsburgh (Tokyo, Japan)	W	20-10	
at Minnesota	L	20-23 (OT)	
at San Francisco	L	13-16 (OT)	
vs. Arizona Cardinals	W	32-10	
at St. Louis Rams	L	34-37	



1995 (1-2)

vs. Minnesota	L	19-23
vs. San Francisco	L	6-17
at Houston Oilers	Cancelled	
vs. St. Louis Rams	W	17-9

1994 (1-4)

vs. Atlanta in Canton, Ohio	L	17-21
vs. Houston Oilers (San Antonio)	L	3-31
vs. N.Y. Giants (Berlin, Germany)	L	20-28
vs. San Francisco	L	24-30
vs. L.A. Rams	W	24-6

1993 (3-1)

vs. New England Patriots	W	13-7
at L.A. Rams	W	23-17
vs. Phoenix Cardinals	W	10-3
at San Francisco	L	14-30

1992 (2-2)

at Phoenix Cardinals	L	14-35
at New England Patriots	W	20-10
vs. San Francisco	L	14-20
vs. L.A. Rams	W	30-19

1991 (1-3)

vs. Houston Oilers	W	31-29
at L.A. Rams	L	3-24
at San Francisco	L	13-24
vs. L.A. Raiders	L	7-17

1990 (3-1)

vs. Dallas Cowboys	W	28-16
at L.A. Rams	W	30-27
vs. San Francisco	W	29-28
at L.A. Raiders	L	7-34

1989 (2-2)

vs. Dallas Cowboys	L	3-20
at Chicago	W	24-7
at San Francisco	L	14-17
vs. Phoenix Cardinals	W	21-20

1988 (1-3)

vs. Dallas Cowboys	W	24-21
at L.A. Rams	L	6-27
vs. San Francisco	L	27-34
vs. L.A. Rams	L	24-31

1987 (2-2)

vs. Dallas Cowboys	W	28-0
vs. L.A. Rams	L	21-23
at San Francisco	L	3-17
vs. N.Y. Jets	W	30-6

1986 (3-1)

vs. Dallas Cowboys	W	20-0
vs. Philadelphia	L	45-38
at L.A. Rams	L	17-20
vs. St. Louis Cardinals	W	24-17

1985 (2-2)

vs. Cleveland Browns	W	12-7
vs. Dallas Cowboys	L	24-27
at San Francisco	L	10-25
vs. New Orleans	W	21-20

1984 (2-2)

vs. L.A. Rams	W	17-10
vs. Dallas Cowboys	L	13-24
vs. San Francisco	W	35-15
at L.A. Rams	L	14-47

1983 (2-2)

at L.A. Rams	L	20-34
vs. Philadelphia	L	20-21
vs. San Francisco	W	24-7
vs. L.A. Rams	W	27-17

1982 (2-2)

vs. Chicago	W	28-27
vs. Dallas Cowboys	L	16-26
vs. San Francisco	W	23-9
at L.A. Rams	L	14-20

1981 (2-2)

vs. St. Louis Cardinals	L	10-12
at San Francisco	W	31-28
vs. L.A. Rams	W	33-29
vs. Buffalo	L	24-30

1980 (1-3-1)

vs. Green Bay (Canton, Ohio)	T	0-0*
at Minnesota	L	17-27
vs. San Francisco	L	14-17
vs. Atlanta	W	17-9
at L.A. Rams	L	17-34

* Game stopped due to severe weather conditions with 9:17 left to play.

1979 (2-2)

at San Francisco	L	10-13
vs. Minnesota	W	19-0
at N.Y. Giants	W	7-3
at L.A. Rams	L	7-23

1978 (2-2)

at Seattle	L	9-17
at L.A. Rams	W	17-0
vs. N.Y. Jets	L	10-23
at N.Y. Giants	W	17-6

1977 (4-2)

at Dallas Cowboys	L	14-34
vs. Dallas Cowboys	W	32-13
vs. N.Y. Giants	W	29-17
at Oakland	L	7-35
at L.A. Rams	W	26-25
vs. Seattle	W	38-20

1976 (3-3)

vs. Philadelphia	W	20-7
vs. M.E. Patriots (Norman, Okla.)	W	26-17
vs. St. L. Cardinals (Tokyo, Japan)	L	10-20
vs. San Francisco (Honolulu)	L	16-17
at Seattle	L	16-17
vs. N.Y. Giants	W	14-13

1975 (1-4-1)

vs. Chicago	L	0-22
vs. N.Y. Giants	L	7-17
vs. San Francisco	W	20-7
at St. Louis Cardinals	L	9-14
at New England Patriots	L	24-31
vs. Minnesota	T	14-14 (OT)

1974 (2-4)

vs. San Francisco	W	20-6
vs. N.Y. Jets	W	20-14
vs. St. Louis Cardinals (Seattle)	L	14-48
vs. New England Patriots	L	14-23
vs. L.A. Rams	L	16-30
at Minnesota	L	0-42

1973 (1-5)

vs. N.Y. Giants	L	3-28
vs. St. Louis Cardinals	L	13-17
at San Francisco	L	7-19
vs. Philadelphia	W	24-17
at L.A. Rams	L	17-30
vs. Minnesota	L	16-24

1972 (4-1-1)

vs. Atlanta	W	30-7
at Minnesota	L	13-24
vs. San Francisco	W	17-16
at New Orleans	W	16-14
vs. L.A. Rams	W	14-13
vs. N.Y. Jets	T	20-20

1971 (4-2)

vs. Washington	W	19-10
vs. Minnesota	L	7-34
at San Francisco	L	17-28
vs. New Orleans	W	22-7
at L.A. Rams	W	20-14
vs. Atlanta	W	21-14

1970 (3-3)

vs. Dallas Cowboys	L	10-20
vs. N.Y. Giants	W	30-27
vs. Chicago	W	14-9
vs. L.A. Rams	L	14-16
vs. St. L. Cardinals (Cleveland)	W	38-27
at New Orleans	L	14-20

1969 (2-2-1)

vs. Baltimore Colts	L	6-26
vs. New Orleans	W	10-7
vs. Oakland	W	10-7
vs. Cleveland Browns	T	19-19
vs. L.A. Rams	L	14-24

1968 (3-2)

vs. San Francisco	W	30-18
at Oakland	L	7-31
vs. Pittsburgh	L	33-36
vs. L.A. Rams	W	35-13
vs. Denver in San Antonio	W	6-3

1967 (1-4)

at Oakland	L	23-24
at Miami	W	20-19
vs. Detroit	L	17-38
vs. L.A. Rams	L	7-50
vs. Pittsburgh	L	7-16

1966 (2-2)

vs. Miami	W	38-10
vs. Oakland	L	7-14
vs. Kansas City in Anaheim	L	21-31
vs. Boston Patriots	W	31-13

1965 (3-2)

vs. Oakland	L	3-10
at Kansas City	W	31-10
at Denver	W	21-6
vs. Oakland (Portland)	W	46-17
vs. Houston Oilers (Little Rock)	L	10-13

1964 (4-1)

vs. Denver	W	34-20
vs. Houston Oilers (Little Rock)	W	44-38
at Kansas City	W	26-14
vs. N.Y. Jets in Atlanta	L	6-34
vs. Oakland	W	24-10

1963 (4-1)

vs. Kansas City	W	26-14
vs. Boston Patriots	W	50-17
at Denver	L	25-31
at Houston Oilers	W	21-3
vs. Oakland	W	13-3

1962 (4-0)

vs. Dallas Texans	W	17-0
vs. Denver	W	31-24
at Oakland	W	33-27
vs. N.Y. Jets	W	14-9

1961 (4-0)

vs. Houston Oilers	W	27-14
vs. Houston (in Honolulu)	W	46-26
vs. Oakland	W	35-7
vs. Dallas Texans	W	31-10

1960 (4-0)

vs. N.Y. Jets in Los Angeles	W	27-7
vs. Houston Oilers (Los Angeles)	W	22-13
vs. Oakland in San Francisco	W	24-17
vs. Denver in Los Angeles	W	36-30

Chargers Preseason Record vs.

Az. Cardinals / Phx / St.L.	11-9
Atlanta	4-2
Buffalo	0-1
Chicago	4-3
Cleveland Browns	1-0-1
Dallas Cowboys	7-7
Detroit	0-1
Denver	5-2
Green Bay	2-11
Houston Texans	1-0
Indianapolis Colts / Baltimore	2-2
Kansas City Chiefs / Dallas Texans	5-2
St. Louis Rams / Los Angeles	18-18
Oakland Raiders	7-7
Miami	3-1
Minnesota	3-10-1
New England Patriots / Boston	5-2
New Orleans	4-2
New York Giants	5-3
New York Jets	4-2-1
Philadelphia	3-1
Pittsburgh	1-2
San Francisco	20-22
Seattle	4-8
Tennessee Titans / Houston Oilers	7-2
Washington	1-10

QUARTERBACKS RECORDS AS STARTERS

Drew Brees	30-29	(517)
Postseason	0-1	(000)
Virgil Carter	0-1	(000)
Wayne Clark	1-3	(250)
Robby Chatterback	1-1	(500)
Marty Domres	4-2	(666)
Jim Everett	1-0	(1000)
Tom Flick	1-2	(333)
Doug Flutie	9-14	(384)
Dan Fouts	85-64-1	(503)
Postseason	3-4	(428)
Jesse Frattas	2-5	(285)
John Friesz	6-17	(261)
Bob Gagliano	0-1	(000)
Gale Gilbert	0-2	(000)

John Hadl	59-57-9	(508)
Postseason	0-1	(000)
Jim Harbaugh	5-11	(353)
James Harris	5-6	(454)
Mark Herrmann	1-6	(143)
Stan Humphries	47-29	(618)
Postseason	1-3	(500)
Mike Kelley	1-0	(1000)
Jack Kemp	22-6	(789)
Postseason	0-2	(000)
Erik Kramer	2-2	(500)
Babe Laufenberg	2-4	(333)
Ryan Leaf	4-14	(222)
Clint Longley	1-0	(000)
Ed Luther	2-7	(222)

Mark Malone	2-6	(250)
Jim McMahon	4-7	(363)
Moses Moreno	0-2	(000)
Rick Neuheisel	2-0	(1000)
Cliff Olander	1-0	(1000)
Philip Rivers	79-49	(617)
Postseason	4-5	(444)
Tobin Rohe	13-5-1	(710)
Postseason	1-1	(500)
Sean Salisbury	1-2	(333)
Billy Joe Tolliver	8-11	(421)
Johnny Unitas	1-3	(250)
Mark Vlasic	2-1	(666)
Craig Whelihan	2-12	(343)
Dick Wood	2-0	(1000)

STARTING QUARTERBACKS BY YEAR

2013	Philip Rivers	9-7 (regular season)
		1-1 (postseason)

2012	Philip Rivers	7-9 (regular season)
-------------	---------------	----------------------

2011	Philip Rivers	8-8 (regular season)
-------------	---------------	----------------------

2010	Philip Rivers	9-7 (regular season)
-------------	---------------	----------------------

2009	Philip Rivers	13-3 (regular season)
		0-1 (postseason)

2008	Philip Rivers	8-8 (regular season)
		1-1 (postseason)

2007	Philip Rivers	11-5 (regular season)
		2-1 (postseason)

2006	Philip Rivers	14-2 (regular season)
		0-1 (postseason)

2005	Drew Brees	9-7 (regular season)
-------------	------------	----------------------

2004	Drew Brees	11-4 (regular season)
		0-1 (postseason)

Doug Flutie	1-0 (regular season)
Brees started Weeks 1-15	
Flutie started Week 16	

2003	Drew Brees	2-9 (regular season)
	Doug Flutie	2-3 (regular season)
Brees started Weeks 1-8 & 14-16		
Flutie started Weeks 9-13		

2002	Drew Brees	8-8 (regular season)
-------------	------------	----------------------

2001	Doug Flutie	5-11 (regular season)
-------------	-------------	-----------------------

2000	Ryan Leaf	1-8 (regular season)
	Jim Harbaugh	0-5 (regular season)
	Moses Moreno	0-2 (regular season)

Leaf started Weeks 1-2, 4 & 11-16	
Harbaugh started Weeks 5-9	
Moreno started Weeks 3 & 10	

1999	Jim Harbaugh	6-6 (regular season)
	Erik Kramer	2-2 (regular season)
Harbaugh started Weeks 1-3 & 6-16		
Kramer started Weeks 4-7		

1998	Ryan Leaf	3-6 (regular season)
	Craig Whelihan	2-5 (regular season)
Leaf started Weeks 1-9		
Whelihan started Weeks 10-16		

1997	Stan Humphries	9-5 (regular season)
	Jim Everett	1-0 (regular season)
	Craig Whelihan	0-7 (regular season)

Humphries started Weeks 1 & 3-9	
Everett started Week 2	
Whelihan started Weeks 10-16	

1996	Stan Humphries	7-6 (regular season)
	Sean Salisbury	1-2 (regular season)

Humphries started Weeks 1-7, 10-13 & 15-16	
Salisbury started Weeks 8-9 & 14	

1995	Stan Humphries	9-6 (regular season)
		0-1 (postseason)
	Gale Gilbert	0-1 (regular season)

Humphries started Weeks 1-6 & 8-16	
Gilbert started Week 7	

1994	Stan Humphries	11-4 (regular season)
		2-1 (postseason)
	Gale Gilbert	0-1 (regular season)

Humphries started Weeks 1-8 & 10-16	
Gilbert started Week 9	

1993	Stan Humphries	6-4 (regular season)
	John Friesz	2-4 (regular season)

Humphries started Weeks 1-4 & 11-16	
Friesz started Weeks 5-10	

1992	Stan Humphries	11-4 (regular season)
		1-1 (postseason)
	Bob Gagliano	0-1 (regular season)

Humphries started Weeks 2-16	
Gagliano started Week 1	

1991	John Friesz	4-12 (regular season)
-------------	-------------	-----------------------

1990	Billy Joe Tolliver	6-8 (regular season)
	Mark Vlasic	0-1 (regular season)
	John Friesz	0-1 (regular season)

Tolliver started Weeks 2-15	
Vlasic started Week 1	
Friesz started Week 16	

1989	Jim McMahon	4-7 (regular season)
	Billy Joe Tolliver	2-3 (regular season)

McMahon started Weeks 1-7 & 9-12	
Tolliver started Weeks 8 & 13-16	

1988	Babe Laufenberg	2-4 (regular season)
	Mark Malone	2-6 (regular season)
	Mark Vlasic	2-0 (regular season)

Laufenberg started Weeks 1-6	
Malone started Weeks 7-10 & 13-16	
Vlasic started Weeks 11-12	

1987	Dan Fouts	5-5 (regular season)
	Rick Neuheisel	2-0 (regular season)
	Mike Kelley	1-0 (regular season)

Mark Herrmann	0-2 (regular season)
Fouts started Weeks 1-2, 6-9 & 11-14	
Neuheisel started Weeks 3, 5	
Kelley started Week 4	
Herrmann started Weeks 10 & 15	

1986	Dan Fouts	3-9 (regular season)
	Mark Herrmann	0-1 (regular season)
	Tom Flick	1-2 (regular season)

Fouts started Weeks 1-7, 11 & 13-16	
Herrmann started Week 8	
Flick started Weeks 9-10 & 12	

1985	Dan Fouts	7-5 (regular season)
	Mark Herrmann	1-3 (regular season)

Fouts started Weeks 1-4 & 8-16	
Herrmann started Weeks 5-7 & 16	

1984	Dan Fouts	6-7 (regular season)
	Ed Luther	1-2 (regular season)

Fouts started Weeks 1-13	
Luther started Weeks 14-16	

1983	Dan Fouts	5-5 (regular season)
	Ed Luther	1-5 (regular season)

Fouts started Weeks 1-7 & 13-16	
Luther started Weeks 8-12 & 16	

1982	Dan Fouts	6-3 (regular season)
		1-1 (postseason)

1981	Dan Fouts	10-6 (regular season)
		1-1 (postseason)

1980	Dan Fouts	11-5 (regular season)
		1-1 (postseason)

1979	Dan Fouts	12-4 (regular season)
		0-1 (postseason)

1978	Dan Fouts	8-6 (regular season)
	James Harris	1-1 (regular season)

Fouts started Weeks 1-3, 5-10 & 12-16	
Harris started Weeks 4 & 11	

1977	James Harris	4-5 (regular season)
	Dan Fouts	2-2 (regular season)
	Cliff Olander	1-0 (regular season)

Harris started Weeks 1-9	
Fouts started Weeks 11-14	
Olander started Week 10	

Continued next page



1976	
Dan Fouts	5-8 (regular season)
Clint Longley	1-0 (regular season)
Fouts started Weeks 1-12 & 14	
Longley started Week 13	
1975	
Dan Fouts	2-7 (regular season)
Jesse Freitas	0-4 (regular season)
Virgil Carter	0-1 (regular season)
Fouts started Weeks 2-5, 7-9 & 12-13	
Freitas started Weeks 6, 10-11 & 14	
Carter started Week 1	
1974	
Dan Fouts	3-8 (regular season)
Jesse Freitas	2-1 (regular season)
Fouts started Weeks 1-11	
Freitas started Weeks 12-14	
1973	
Johnny Unitas	1-3 (regular season)
Dan Fouts	0-5-1 (regular season)
Wayne Clark	1-3 (regular season)
Unitas started Weeks 1-4	
Fouts started Weeks 5-8 & 13-14	
Clark started Weeks 9-12	
1972	
John Hadl	4-9-1 (regular season)
1971	
John Hadl	6-8 (regular season)

1970	
John Hadl	4-5-3 (regular season)
Marty Domres	1-1 (regular season)
Hadl started Weeks 1-4, 6-11 & 13-14	
Domres started Weeks 5 & 12	
1969	
John Hadl	5-5 (regular season)
Marty Domres	3-1 (regular season)
Hadl started Weeks 1-8, 10 & 14	
Domres started Weeks 9 & 11-13	
1968	
John Hadl	9-5 (regular season)
1967	
John Hadl	8-5-1 (regular season)
1966	
John Hadl	7-6-1 (regular season)
1965	
John Hadl	9-2-3 (regular season)
.....	0-1 (postseason)
1964	
Tobin Rote	2-2-1 (regular season)
.....	0-1 (postseason)
John Hadl	6-3 (regular season)
Rote started Weeks 1-5	
Hadl started Weeks 6-14	
1963	
Tobin Rote	11-3 (regular season)
.....	1-0 (postseason)

1962	
John Hadl	1-9 (regular season)
Jack Kemp	1-1 (regular season)
Dick Wood	2-0 (regular season)
Hadl started Weeks 3 & 6-14	
Kemp started Weeks 1-2	
Wood started Weeks 4-5	
1961	
Jack Kemp	12-2 (regular season)
.....	0-1 (postseason)
1960	
Jack Kemp	9-3 (regular season)
.....	0-1 (postseason)
Bobby Clatterbuck	1-1 (regular season)
Kemp started Weeks 1-3 & 6-14	
Clatterbuck started Weeks 4-5	

CHARGERS POSTSEASON RESULTS

11-17 overall (.393)

Date	Opponent	W-L	Score	Date	Opponent	W-L	Score
Jan. 1, 1961+	at Houston	L	16-24	Jan. 8, 1995**	Miami	W	22-21
Dec. 24, 1961+	Houston	L	3-10	Jan. 15, 1995***	at Pittsburgh	W	17-13
Jan. 5, 1964+	Boston	W	5-10	Jan. 29, 1995**	San Francisco	L	26-49
Dec. 27, 1964+	at Buffalo	L	7-20	Dec. 31, 1995*	Indianapolis	L	20-35
Dec. 26, 1965+	Buffalo	L	0-23	Jan. 8, 2005*	New York Jets	L	17-20, OT
Dec. 29, 1979*	Houston	L	14-17	Jan. 14, 2007**	New England	L	21-24
Jan. 3, 1981**	Buffalo	W	20-14	Jan. 6, 2008*	Tennessee	W	17-6
Jan. 11, 1981***	Oakland	L	27-34	Jan. 13, 2008**	at Indianapolis	W	28-24
Jan. 2, 1982**	at Miami	W	41-38, OT	Jan. 20, 2008***	at New England	L	12-21
Jan. 10, 1982***	at Cincinnati	L	7-27	Jan. 3, 2009*	Indianapolis	W	23-17, OT
Jan. 9, 1983*	at Pittsburgh	W	31-28	Jan. 11, 2009**	at Pittsburgh	L	24-35
Jan. 16, 1983**	at Miami	L	13-34	Jan. 18, 2010**	New York Jets	L	14-17
Jan. 2, 1993*	Kansas City	W	17-0	Jan. 5, 2014*	at Cincinnati	W	27-10
Jan. 10, 1993**	at Miami	L	0-31	Jan. 12, 2014**	at Denver	L	17-24

+ AFL Championship Game ** AFC Wild Card Playoffs ** AFC Divisional Playoffs
 ***AFC Championship Game **Super Bowl

POSTSEASON HISTORY

2013 AFC Divisional Playoffs Denver Broncos 24, San Diego Chargers 17 Sunday, Jan. 12, 2014 - Sports Authority Field (Denver, CO)



The Chargers' storybook season came to an end on Jan. 12 in the AFC Divisional Playoffs at Denver's Sports Authority Field as the Broncos defeated the Bolts, 24-17, to eliminate San Diego from the AFC Playoffs. Weather was a factor early in the game as winds at kickoff were blowing across the field at 17 mph with gusts up to 27 mph. Despite the unfavorable conditions, the Chargers didn't go down without a fight, tallying from a 17-point deficit to get within seven points late in the fourth quarter. Down 24-7 with 8:12 left in the fourth quarter, the Chargers scored a touchdown, recovered an onside kick and kicked a field goal to get within seven points at 24-17. That would be as close as the Chargers would get, however, as Denver took possession with 3:53 remaining in the game and converted two first downs, including a 3rd-and-17, to run out the clock and advance to the AFC Championship Game.

Score by Quarters	Q1	Q2	Q3	Q4	Total
San Diego Chargers	0	0	0	17	17
Denver Broncos	7	7	3	7	24

Tm	Qtr	Time	Play Description (PAT & Drive)	SD	DEN
DEN	1	2:25	Thomas 2 yd pass from Manning (Prater kick) (04:06, 7:00)	0	7
DEN	2	6:00	Walker 3 yd pass from Manning (Prater kick) (9:57, 5:13)	0	14
DEN	3	9:35	Prater 45 yd Field Goal (12:37, 5:25)	0	17
SD	4	12:59	Allen 16 yd pass from Rivers (Novak kick) (6:53, 3:08)	7	17
DEN	4	8:12	Moreno 3 yd run (Prater kick) (9:41, 4:47)	7	24
SD	4	5:43	Allen 16 yd pass from Rivers (Novak kick) (7:40, 2:29)	14	24
SD	4	3:53	Novak 30 yd Field Goal (9:48, 1:50)	17	24

Attendance — 76,969

Team Statistics	SD	DEN	Blocked	SD	DEN
TOTAL FIRST DOWNS	13	26	0/0	0	0
Rushing	1	13	Fbs - Pats Blocked	0/0	0/0
Passing	10	11	Net Punting Avg.	30.3	0.0
Penalty	2	2	TOTAL RETURN YARDS	0	143
3RD DOWN EFF	4-12 33%	9-13 69%	Punt Returns	0/0	3/66
4TH DOWN EFF	1-1 100%	0-0-0	Kickoff Returns	0/0	3-77
TOTAL NET YARDS	259	363	Interception Returns	1/0	0-0
Total Plays	49	70	PENALTIES No. and Yds.	8-63	6-50
Average / play	5.3	5.2	FUMBLES No. and Lost	0/0	1/1
NET YARDS RUSHING	65	133	TOUCHDOWNS	2	3
Total Plays	16	34	Rushing	0	1
Average / play	3.6	3.9	Passing	2	2
TfLs - Yards Lost	0-0	2-3	EXTRA POINTS	2-2	3-3
NET YARDS PASSING	194	230	Kicking	2-2	3-3
Sacked - Yards Lost	4-23	0-0	FIELD GOALS	1-2	1-2
Gross yards	217	230	RED ZONE EFF	2-3-67%	3-4-75%
ATT-GOMP-INT	27:18-0	38:25-1	GOAL TO GO EFF	0-0-0%	0-0-0%
Avg / Play	6.3	6.4	SAFETIES	0	0
KICKOFFS in EZ-TB	4-2-0	5-5-5	FINAL SCORE	17	24
POINTS No. and Avg.	4.5/18	0-0	TIME OF POS	24:33	35:27

SAN DIEGO										DENVER																	
Rushing	No	Yds	Avg	Lg	TD	Rushing	No	Yds	Avg	Lg	TD	Rushing	No	Yds	Avg	Lg	TD	Rushing	No	Yds	Avg	Lg	TD				
Woodhead	9	29	3.2	8	0	Thomas	23	82	3.6	14	1	Brown	8	77	9.6	58	1	Bernard	12	45	3.8	12	0				
Mathews	5	26	5.2	16	0	Ball	10	52	5.2	9	0	Woodhead	15	54	3.6	9	1	Green-Ellis	8	42	5.3	12	0				
Rivers	3	10	3.3	6	0	Manning	1	-1	-1.0	-1	0	Mathews	13	52	4.0	8	0	Dalton	5	26	5.2	12	0				
Brown	1	0	0.0	0	0							Royal	1	9	9.0	9	0	Passing	51	29	334	3-9	1	49	2	6/10	
Passing	A	C	Yds	S-L	TD	Lg	INT	Rr	Passing	A	C	Yds	S-L	TD	Lg	INT	Rr	Passing	A	C	Yds	S-L	TD	Lg	INT	Rr	
Rivers	27	18	217	4/23	2	49	0	115.6	Manning	36	25	230	0-10	2	21	1	83.5		Rivers	16	12	128	1/6	1	33	0	163.8
Receiving	No	Yds	Avg	Lg	TD	Receiving	No	Yds	Avg	Lg	TD	Receiving	No	Yds	Avg	Lg	TD	Receiving	No	Yds	Avg	Lg	TD				
Allen	6	142	23.7	49	2	Thomas	6	78	12.7	20	0	Bernard	7	73	10.4	17	0	Bernard	7	73	10.4	17	0				
Brown	4	19	4.5	5	0	Walker	6	39	6.3	9	1	Green	3	34	11.3	22	1	Green	3	34	11.3	14	1				
Woodhead	3	10	3.3	7	0	Decker	2	32	16.0	19	0	Allen	2	21	10.5	12	0	Hawkins	3	24	8.0	13	0				
Gates	2	10	5.0	5	0	Caldwell	1	15	15.0	15	0	Woodhead	2	14	7.0	11	0	Samu	1	13	13.0	13	0				
Green	2	7	3.5	5	0	Moreno	1	12	12.0	12	0	Mathews	2	12	6.0	9	0	Ellert	0	0	0.0	0	0				
Royal	1	30	30.0	30	0	Green	1	3	3.0	3	0	Royal	1	33	33.0	33	0	Brown	1	9	9.0	9	0				
Brown	0	0	0.0	0	0							Brown	1	9	9.0	9	0	None	No	Yds	Avg	Lg	TD				
INT	No	Yds	Avg	Lg	TD	INT	No	Yds	Avg	Lg	TD	INT	No	Yds	Avg	Lg	TD	INT	No	Yds	Avg	Lg	TD				
Butler	1	0	0.0	0	0							Gates	1	5	5.0	5	0	None									
Punting	No	Yds	Avg	Net	TB	EQ	Lg	Punting	No	Yds	Avg	Net	TB	EQ	Lg	Punting	No	Yds	Avg	Net	TB	EQ	Lg				
Staffes	4	207	51.8	30.3	1	1	62	None				Wright	1	30	30.0	30	0	Mesito	3	118	39.3	32.7	1	2	50		
								None				Ingram	1	3	3.0	3	0										
Punt Ret	No	Yds	Avg	FC	Lg	TD	Punt Ret	No	Yds	Avg	FC	Lg	TD	Punt Ret	No	Yds	Avg	FC	Lg	TD							
None	3	66	22.0	0	47	0						Staffes	6	259	43.2	42.2	0	2	51								
KO Ret	No	Yds	Avg	Lg	TD	KO Ret	No	Yds	Avg	Lg	TD	KO Ret	No	Yds	Avg	Lg	TD	KO Ret	No	Yds	Avg	Lg	TD				
None	3	77	25.7	37	0	Holiday	3	77	25.7	37	0	Tate	5	128	25.6	33	0	Peerman	1	23	23.0	23	0				

2013 AFC Wild Card Playoffs San Diego Chargers 27, Cincinnati Bengals 10 Sunday, Jan. 5, 2014 - Paul Brown Stadium (Cincinnati, OH)



The Chargers defeated the Cincinnati Bengals, 27-10, in the AFC Wild Card Playoffs at Paul Brown Stadium for their first postseason victory since Jan. 2009. It was the Chargers' first-ever playoff win over the Bengals. Inearing the victory, the Chargers outperformed the Bengals in key areas. The Bolts racked up a season-high four takeaways with two interceptions and two fumble recoveries, and they rushed for a season-high 196 yards. Cincinnati led at the half, 10-7, but the Chargers completely dominated the game on defense in the second half, pitching a shutout as the Bolts outsourced the Bengals 20-0. Cincinnati's first six drives of the second half ended with a punt after a third-down sack, a fumble, two interceptions and two drives that ended on downs. A seventh ended with the clock reaching 0:00. And in addition to the four takeaways, the Chargers' defense recorded three sacks, five tackles for loss and eight pass defensed.

Score by Quarters	Q1	Q2	Q3	Q4	Total
San Diego Chargers	7	0	10	10	27
Cincinnati Bengals	0	10	0	0	10

Tm	Qtr	Time	Play Description (PAT & Drive)	SD	CIN
SD	1	0:48	Woodhead 5 yd run (Novak kick) (12:46, 6:56)	7	0
CIN	2	5:59	Gresham 4 yd pass from Dalton (Nugent kick) (10:40, 6:07)	7	7
CIN	2	0:00	Nugent 46 yd Field Goal (6:40, 1:14)	7	10
SD	3	6:46	Green 4 yd pass from Rivers (Novak kick) (10:40, 5:40)	14	10
SD	3	2:00	Novak 25 yd Field Goal (9:40, 4:40)	17	10
SD	4	14:16	Novak 23 yd Field Goal (5-2, 1:55)	20	10
SD	4	2:17	Brown 58 yd run (Novak kick) (2:40, 0:50)	27	10

Attendance — 62,277

Team Statistics	SD	CIN	Blocked	SD	CIN
TOTAL FIRST DOWNS	16	27	0/0	0	0
Rushing	6	6	Fbs - Pats Blocked	0/0	0/0
Passing	9	20	Net Punting Avg.	42.2	32.7
Penalty	1	1	TOTAL RETURN YARDS	56	157
3RD DOWN EFF	4-12 33%	3-12 25%	Punt Returns	0/0	3-6
4TH DOWN EFF	0-0-0	1-3-33%	Kickoff Returns	1/23	6-61
TOTAL NET YARDS	318	439	Interception Returns	2-38	0-0
Total Plays	57	79	PENALTIES No. and Yds.	5-38	4-38
Average / play	5.6	5.6	FUMBLES No. and Lost	0/0	3/2
NET YARDS RUSHING	196	183	TOUCHDOWNS	3	1
Total Plays	40	25	Rushing	2	0
Average / play	4.9	4.5	Passing	1	1
TfLs - Yards Lost	2-7	2-4	EXTRA POINTS	3-3	1-1
NET YARDS PASSING	122	326	Kicking	3-3	1-1
Sacked - Yards Lost	1-6	3-6	FIELD GOALS	2-2	1-1
Gross yards	128	334	RED ZONE EFF	2-4-50%	1-3-33%
ATT-GOMP-INT	16:12-0	51:29-2	GOAL TO GO EFF	2-3-67%	1-2-50%
Avg / Play	7.2	6.0	SAFETIES	0	0
KICKOFFS in EZ-TB	6-1-0	2-1-1	FINAL SCORE	27	10
POINTS No. and Avg.	6-43.2	3-38.3	TIME OF POS	29:28	30:32

SAN DIEGO										CINCINNATI																	
Rushing	No	Yds	Avg	Lg	TD	Rushing	No	Yds	Avg	Lg	TD	Rushing	No	Yds	Avg	Lg	TD	Rushing	No	Yds	Avg	Lg	TD				
Brown	8	77	9.6	58	1	Bernard	12	45	3.8	12	0	Brown	8	77	9.6	58	1	Bernard	12	45	3.8	12	0				
Woodhead	15	54	3.6	9	1	Green-Ellis	8	42	5.3	12	0	Woodhead	15	54	3.6	9	1	Green-Ellis	8	42	5.3	12	0				
Mathews	13	52	4.0	8	0	Dalton	5	26	5.2	12	0	Mathews	13	52	4.0	8	0	Dalton	5	26	5.2	12	0				
Royal	1	9	9.0	9	0							Royal	1	9	9.0	9	0	Passing	51	29	334	3-9	1	49	2	6/10	
Rivers	2	4	2.0	2	0	Passing	51	29	334	3-9	1	49	2	6/10													
McClain	1	0	0.0	0	0																						
Passing	A	C	Yds	S-L	TD	Lg	INT	Rr	Passing	A	C	Yds	S-L	TD	Lg	INT	Rr	Passing	A	C	Yds	S-L	TD	Lg	INT	Rr	
Rivers	16	12	128	1/6	1	33	0	163.8	Manning	36	25	230	0-10	2	21	1	83.5		Rivers	16	12	128	1/6	1	33	0	163.8
Receiving	No	Yds	Avg	Lg	TD	Receiving	No	Yds	Avg	Lg	TD	Receiving	No	Yds	Avg	Lg	TD	Receiving	No	Yds	Avg	Lg	TD				
Allen	6	142	23.7	49	2	Thomas	6	78	12.7	20	0	Bernard	7	73	10.4	17	0	Bernard	7	73	10.4	17	0				
Brown	4	19	4.5	5	0	Walker	6	39	6.3	9	1	Green	3	34	11.3	22	1	Green	3	34	11.3	14	1				
Woodhead	3	10	3.3	7	0	Decker	2	32	16.0	19	0	Allen	2	21	10.5												

2009 AFC Divisional Playoffs New York Jets 17, San Diego Chargers 14 Sunday, Jan. 17, 2010 - Qualcomm Stadium (San Diego, CA)



The No. 5 seed New York Jets upset No. 2 seed Chargers. San Diego's defense opened game with four straight three-and-outs, not allowing Jets first down until 8:11 remained in second quarter. Stephen Cooper set up Chargers' first touchdown of game, forcing three-and-out with four-yard tackle for loss on 3rd-and-4. On ensuing drive, Kris Wilson caught 13-yard touchdown pass from 7-0 lead. Antonio Gates helped set up TD with brilliant one-handed 23-yard reception to 16. Quentin Jammer had solid afternoon, breaking up third down pass in second quarter to force punt and intercepting another in third quarter. Paul Oliver provided pressure and hit on Jets' quarterback Mark Sanchez on interception and Steve Gregory, in coverage, tipped pass that Jammer picked off. Jacob Hester got his hand on late fourth-quarter punt by Jets, contributing to just 26-yard punt. On ensuing possession, Philip Rivers scored TD on one-yard sneak with 2:20 left. Vincent Jackson, who had game-high 17 yards receiving, set up Rivers TD with 12-yard catch to one 23rd-and-7.

Score by Quarters	Q1	Q2	Q3	Q4	Total
New York Jets	0	0	3	14	17
San Diego Chargers	0	7	0	7	14

Tm	Qtr	Time	Play Description (PAT & Drive)	NYJ	SD
SD	2	12:17	Wilson 13 yd pass from Rivers (Kading kick) (4:59, 1:56)	0	7
NYJ	3	10:45	Feely 46 yd Field Goal (8-32, 4:15)	3	7
NYJ	4	13:35	Keller 2 yd pass from Sanchez (Feely kick) (4:16, 1:27)	10	7
NYJ	4	7:17	Greene 53 yd run (Feely kick) (4:46, 2:10)	17	7
SD	4	2:14	Rivers 1 yd run (Kading kick) (7:63, 1:22)	17	14

Team Statistics	NYJ	SD	NYJ	SD
TOTAL FIRST DOWNS	14	18	Blocked	0-0
Rushing	6	2	Fbs - Pats Blocked	0-0
Passing	6	15	Net Punting Avg.	35.9
Penalty	2	1	TOTAL RETURN YARDS	96
3RD DOWN EFF.	6-16 36%	4-13 31%	Punt Returns	3-24
4TH DOWN EFF.	1-1 100%	0-0 0%	Kickoff Returns	2-45
TOTAL NET YARDS	262	344	Interception Returns	2-17
Total Plays	63	60	PENALTIES No. and Yds	5-37
Average / Play	4.2	5.7	FUMBLE No. and Lost	0-0
NET YARDS RUSHING	169	61	TOUCHDOWNS	2
Total Plays	39	18	Rushing	1
Average / Play	4.3	3.4	Passing	1
Fbs - Yards Lost	3-9	1	EXTRA POINTS	2-2
NET YARDS PASSING	93	283	Kicking	2-2
Sacked - Yards Lost	17	2-15	FIELD GOALS	1-1
Gross Yards	100	288	RED ZONE EFF.	14-100%
ATT-COMP-INT	23-24	40-27-2	GOAL TO GO EFF.	14-100%
Avg / Play	3.9	6.7	SPECIALTIES	0-0
KICKOFFS-In-Et-B	4-10	3-4-0	FINAL SCORE	17
PUNTS No. and Avg.	8-38.8	6-49.5	TIME OF POS.	31:21

NEW YORK JETS					SAN DIEGO						
Rushing	No	Yds	Avg	Lg	TD	Rushing	No	Yds	Avg	Lg	TD
Greene	23	129	5.6	53	1	Sproules	3	33	11.0	22	0
Jones	14	41	2.9	8	0	Tomlinson	12	24	2.0	5	0
Catochy	1	1	1.0	1	0	Rivers	3	4	1.3	3	1
Sanchez	1	-1	-1.0	-1	0						

Passing					Receiving				
A	C	Yds	S-L	TD	Lg	In	Rt	Rv	Rv
Sanchez	23	12	100	1-7	1	21	1	80	

Receiving					Passing						
No	Yds	Avg	Lg	TD	A	C	Yds	S-L	TD		
Catochy	3	25	8.3	15	0	Bales	8	93	11.6	23	0

Punting					Punting					
No	Yds	Avg	Net	TD	No	Yds	Avg	FC	Lg	
Weatherford	6	310	51.7	2	5	Scifres	6	287	47.8	0

K/D Ret					K/D Ret					
No	Yds	Avg	FC	Lg	No	Yds	Avg	FC	Lg	
Catochy	3	34	11.3	2	25	0	Sproules	2	3	1.5

2009 AFC Divisional Playoffs Pittsburgh Steelers 35, San Diego Chargers 24 Sunday, Jan. 17, 2009 - Heinz Field (Pittsburgh, PA)



The Chargers' run through AFC playoffs came to abrupt end in Pittsburgh as Steelers' death Chargers 35-24 setback on cold and snowy day in Steel City. Chargers staked out to early lead on long touchdown catch by Vincent Jackson and led or were tied for most of first half, but king's momentum charged right before and right after halftime. Down 10-7, Pittsburgh drove 65 yards for touchdown just before halftime, giving them their first lead of night at 14-10. Steelers got ball first coming out of locker room and drove 77 yards for another lead that extended lead to 21-10. Darren Sproles' 63-yard kickoff return gave ball to Chargers at Pittsburgh's 23-yard line, but Philip Rivers' first down pass was tipped and intercepted by Steelers. Though replay showed ball appeared to hit ground, play without instant replay challenge and Pittsburgh maintained possession. Chargers' defense held and forced punt, but punt inadvertently hit unexciting Eric Weddle and Steelers recovered and took over at Chargers' 23. Again Chargers defense would hold, stopping Pittsburgh down two or one, but with Bolts offense unable to get out of shadow of its own goal line. Steelers got ball again in San Diego territory and 49 yards later, Steelers scored to take 28-10 lead. San Diego managed pair of late touchdowns, including 62-yarder by Sproles, who finished game with 274 all-purpose yards, but Pittsburgh held Bolts at bay and held on for win.

Score by Quarters	Q1	Q2	Q3	Q4	Total
San Diego Chargers	7	3	0	14	24
Pittsburgh Steelers	7	7	7	14	35

Tm	Qtr	Time	Play Description (PAT & Drive)	SD	PIT
SD	1	12:59	Jackson 41 yd pass from Rivers (Kading kick) (4:45, 2:00)	7	0
PIT	1	7:41	Holmes 67 yd punt return (Reed kick)	7	7
SD	2	1:56	Kading 42 yd Field Goal (7:20, 3:09)	10	7
PIT	2	0:40	Parker 3 yd run (Reed kick) (7:56, 1:16)	10	14
PIT	3	7:04	Mir 6 yd pass from Reelfhsberger (Reed kick) (3:77, 7:56)	10	21
PIT	4	12:52	Russell 1 yd run (Reed kick) (2:49, 0:49)	10	28
SD	4	9:09	Nance 4 yd pass from Rivers (Kading kick) (10:73, 3:43)	17	28
PIT	4	4:11	Parker 16 yd run (Reed kick) (9:73, 4:58)	17	35
SD	4	1:53	Sproles 62 yd pass from Rivers (Kading kick) (4:73, 0:50)	24	35

Team Statistics	SD	PIT	SD	PIT
TOTAL FIRST DOWNS	15	22	Blocked	0-0
Rushing	1	12	Fbs - Pats Blocked	0-0
Passing	13	8	Net Punting Avg.	35.0
Penalty	1	2	TOTAL RETURN YARDS	175
3RD DOWN EFF.	5-12 42%	6-14 43%	Punt Returns	3-4
4TH DOWN EFF.	0-0 0%	0-0 0%	Kickoff Returns	6-17
TOTAL NET YARDS	290	342	Interception Returns	0-0
Total Plays	50	70	PENALTIES No. and Yds	8-104
Average / Play	5.8	4.9	FUMBLE No. and Lost	1-1
NET YARDS RUSHING	15	185	TOUCHDOWNS	3
Total Plays	11	42	Rushing	0
Average / Play	1.4	3.9	Passing	3
Fbs - Yards Lost	2-6	3-6	Punt Returns	0
NET YARDS PASSING	275	177	EXTRA POINTS	3-3
Sacked - Yards Lost	4-33	1-4	Kicking	3-3
Gross Yards	308	181	FIELD GOALS	1-1
ATT-COMP-INT	35-21	27-17	RED ZONE EFF.	14-100%
Avg / Play	7.1	6.3	GOAL TO GO EFF.	14-100%
KICKOFFS-In-Et-B	5-0-0	6-1-0	FINAL SCORE	24
PUNTS No. and Avg.	6-47.2	5-43.4	TIME OF POS.	23:30

SAN DIEGO					PITTSBURGH						
Rushing	No	Yds	Avg	Lg	TD	Rushing	No	Yds	Avg	Lg	TD
Sproules	11	15	1.4	8	0	Parker	27	146	5.4	27	2

Passing					Receiving				
A	C	Yds	S-L	TD	Lg	In	Rt	Rv	Rv
Rivers	25	21	308	4-23	3	62	1	105.4	

Receiving					Passing				
No	Yds	Avg	Lg	TD	A	C	Yds	S-L	TD
Sproules	5	91	18.2	62	1	Roethlisberger	26	17	1

Punting					Punting				
No	Yds	Avg	Net	TD	No	Yds	Avg	FC	Lg
Scifres	6	283	47.2	35.0	0	1	53	NT	

K/D Ret					K/D Ret				
No	Yds	Avg	FC	Lg	No	Yds	Avg	FC	Lg
Sproules	2	4	2.0	0	4	Berger	4	192	48.0

2008 AFC Wild Card Playoffs
San Diego Chargers 23, Indianapolis Colts 17 (OT)
Saturday, Jan. 3, 2009 - Qualcomm Stadium (San Diego, CA)



The San Diego Chargers' miracle season of 2008 stayed alive as Bolts rallied from 17-14 fourth quarter deficit behind outstanding defensive effort and legs of Darren Sproles to defeat Indianapolis Colts 23-17, in overtime in Saturday night home playoff game at Qualcomm Stadium. After trailing 7-0 and 10-7, Chargers rallied and tied 14-10 at half. In third quarter, Colts caught Chargers off-guard while substituting defenders and made them pay with 72-yard TD pass from Peyton Manning to Reggie Wayne. San Diego's defense settled down though and did not allow Colts any more points. Key defensive stand late in fourth quarter, fueled by Tim Dobbins' sack of Manning at Colts' one-yard line, allowed offense time for one final drive in regulation. Philip Rivers drove Bolts to Colts' eight-yard line and Nate Kaeding's field goal from 25 yards out tied game with 31 seconds left. San Diego won coin toss in overtime and Rivers led offense on 11-play, 75-yard march that ended with 22-yard touchdown run by Sproles to win game in overtime. Sproles finished night with 328 all-purpose yards, his third ever by player in NFL Playoff game. Dobbins' sack that enabled Bolts to begin comeback was first of his career.

Score by Quarters	Q1	Q2	Q3	Q4	OT	Total
Indianapolis Colts	7	3	0	0	0	17
San Diego Chargers	0	14	0	3	6	23

Tm	Qtr	Time	Play Description (PAT & Drive)	IND	SD
IND	1	25:59	Addai 1 yd run (Vinniani kick) (9-61, 5:02)	7	0
SD	2	10:15	Tomlinson 3 yd run (Kaeding kick) (4-44, 2:18)	7	7
IND	2	6:45	Vinniani 43 yd Field Goal (8-42, 3:29)	10	7
SD	2	0:42	Sproles 9 yd run (Kaeding kick) (6-45, 2:18)	10	14
IND	3	8:10	Wayne 72 yd pass from Manning (Vratel kick) (5-9, 0:32)	17	14
SD	4	0:31	Kaeding 26 yd Field Goal (7-30, 1:17)	17	17
SD	5	8:40	Sproles 22 yd run (10-75, 6:20)	17	23

Attendance - 65,082

Team Statistics	IND	SD	IND	SD
TOTAL FIRST DOWNS	17	26	Blocked	0
Rushing	5	11	Fbs - Pats Blocked	0-0
Passing	11	12	Net Punting Avg.	315
Penalty	1	3	TOTAL RETURN YARDS	105
3RD DOWN EFF	6-15 40%	6-14 43%	Punt Returns	2-6
4TH DOWN EFF	0-1-0%	1-1-0%	Kickoff Returns	4-63
TOTAL NET YARDS	366	357	Interception Returns	1-36
Total Plays	65	73	PENALTIES No. and Yds	9-74
Average / Play	5.6	4.9	FUMBLES No. and Lost	0-0
NET YARDS RUSHING	64	167	TOUCHDOWNS	2
Total Plays	22	33	Rushing	1
Average / Play	2.9	5.1	Passing	1
Fls - Yards Lost	14	3-5	EXTRA POINTS	2-2
NET YARDS PASSING	302	190	Kicking	2-2
Sacked - Yards Lost	1-8	4-27	FIELD GOALS	14
Gross Yards	300	207	RED ZONE Yds	14-100%
AT-COMP-INT	42-25-0	38-20-1	GOAL TO GO EFF	1-100%
Avg / Play	7.0	4.8	SAFETIES	0
KICKOFFS in EZ-TB	5-31	4-0-0	FINAL SCORE	17
POINTS No. and Avg	6-46.8	6-52.7	TIME OF POSS	29:11

INDIANAPOLIS

Rushing	No	Yds	Avg	Lg	TD
Addai	16	44	2.8	11	1
Rhodes	4	12	3.0	5	0
Clark	1	9	9.0	9	0
Manning	1	-1	-1.0	-1	0

Passing	A	C	Yds	S-4	TD	Lg	Int	Rt
Manning	42	25	300	1-8	1	72	0	69.4

Receiving	No	Yds	Avg	Lg	TD
Clark	7	33	4.7	9	0
Gonzalez	6	97	16.2	36	0
Wayne	4	129	32.3	72	1
Addai	4	28	7.0	8	0
Harrison	3	20	6.7	9	0
Robinson	1	3	3.0	3	0

INT	No	Yds	Avg	Lg	TD
Beetha	1	36	36.0	36	0

Punting	No	Yds	Avg	Net	TB	I20	Lg
Smith	6	291	48.5	31.5	1	0	63

Punt Ret	No	Yds	Avg	FC	Lg	Punt Ret	No	Yds	Avg	FC	Lg	TD
Ratiff	2	6	3.0	2	4	0	3	72	24.0	0	28	0

KO Ret	No	Yds	Avg	Lg	TD	KO Ret	No	Yds	Avg	Lg	TD
Simpson	3	50	16.7	24	0	Sproles	4	106	26.5	32	0
Reid	1	13	13.0	13	0						

2007 AFC Championship Game
New England Patriots 21, San Diego Chargers 12
Sunday, Jan. 20, 2008 - Gillette Stadium (Foxborough, MA)



Despite playing with torn ACL in his right knee, Philip Rivers started and played entire game, contest was played in subfreezing weather with kickoff temperature of 23 degrees and wind chill factor of nine degrees. Chargers were doomed by their inability to score touchdowns inside red zone, instead settling for four Nate Kaeding field goals. NFL rushing champion LeDain Tomlinson, who was suffering from strained ACL in his left knee, tried to go, but was unable to complete game. Chargers struck first following Tom Brady interception. Chargers were also hurt by turnovers as second quarter interception thrown by Rivers resulted in TD and 14-6 lead for Pats. Chargers made another run at Patriots in third quarter, intercepting Brady on opening drive. It would lead to one of game's most critical plays. After Tomlinson, Chargers drove to New England's four, but on 3rd-and-1, Michael Turner was tackled for two-yard loss by former Bolt Junior Seau and Chargers had to settle for another field goal. New England made Chargers pay three series later as Wes Welker caught six-yard pass from Brady and Patriots extended their lead to 21-12. After San Diego punt, New England took ball with 9:13 to play in fourth quarter and killed entire clock, overcoming 2nd-and-18 early in drive. With win, Patriots advanced to Super Bowl XLIII to face New York Giants.

Score by Quarters	Q1	Q2	Q3	Q4	Total
San Diego Chargers	3	6	3	0	12
New England Patriots	0	14	0	7	21

Tm	Qtr	Time	Play Description (PAT & Drive)	IND	SD
SD	1	2:55	Kaeding 26 yd Field Goal (7-32, 2:12)	3	0
NE	2	13:48	Maroney 1 yd run (Gostkowski kick) (10-65, 4:07)	3	7
SD	2	9:14	Kaeding 23 yd Field Goal (9-65, 4:34)	6	7
NE	2	3:51	Gaffney 2 yd pass from Brady (Gostkowski kick) (12:24, 0:45)	6	14
SD	2	0:08	Kaeding 40 yd Field Goal (6-43, 1:38)	9	14
SD	3	8:36	Kaeding 24 yd Field Goal (8-43, 3:56)	12	14
NE	4	12:15	Welker 6 yd pass from Brady (Gostkowski kick) (8:47, 4:07)	12	21

Attendance - 65,755

Team Statistics	SD	NE	SD	NE
TOTAL FIRST DOWNS	17	25	Blocked	0
Rushing	4	13	Fbs - Pats Blocked	0-0
Passing	12	11	Net Punting Avg.	34.0
Penalty	1	1	TOTAL RETURN YARDS	104
3RD DOWN EFF	3-12 25%	7-13 54%	Punt Returns	3-16
4TH DOWN EFF	0-0-0%	0-0-0%	Kickoff Returns	4-84
TOTAL NET YARDS	311	347	Interception Returns	3-14
Total Plays	60	66	PENALTIES No. and Yds	1-5
Average / Play	5.2	5.3	FUMBLES No. and Lost	1-0
NET YARDS RUSHING	104	149	TOUCHDOWNS	0
Total Plays	22	31	Rushing	0
Average / Play	4.7	4.8	Passing	0
Fls - Yards Lost	1-2	14	EXTRA POINTS	0-0
NET YARDS PASSING	207	198	Kicking	0-4
Sacked - Yards Lost	1-4	2-11	FIELD GOALS	4-4
Gross Yards	211	209	RED ZONE Yds	0-3-0%
AT-COMP-INT	37-19-2	33-22-3	GOAL TO GO EFF	0-2-0%
Avg / Play	5.4	5.7	SAFETIES	0
KICKOFFS in EZ-TB	5-0-0	4-1-0	FINAL SCORE	12
POINTS No. and Avg	5-38.0	4-40.0	TIME OF POSS	28:40

SAN DIEGO

Rushing	No	Yds	Avg	Lg	TD
Turner	17	85	3.8	12	0
Sproles	3	34	11.3	26	0
Tomlinson	2	5	2.5	3	0

Passing	A	C	Yds	S-4	TD	Lg	Int	Rt
Rivers	37	19	211	1-4	0	21	2	46.1

Receiving	No	Yds	Avg	Lg	TD
Chambers	7	90	12.9	20	0
Jackson	6	93	15.5	21	0
Gates	2	17	8.5	9	0
Sproles	2	5	2.5	4	0
Turner	1	5	5.0	5	0
Tomlinson	1	1	1.0	1	0

INT	No	Yds	Avg	Lg	TD
Haffney	1	7	7.0	7	0
Commarie	1	7	7.0	7	0
Jammer	1	0	0.0	0	0

Punting	No	Yds	Avg	Net	TB	I20	Lg
Sothos	5	190	38.0	34.0	1	2	49

Punt Ret	No	Yds	Avg	FC	Lg	Punt Ret	No	Yds	Avg	FC	Lg	TD
Sproles	3	16	5.3	0	13	0	4	160	40.0	36.0	21	1

KO Ret	No	Yds	Avg	Lg	TD	KO Ret	No	Yds	Avg	FC	Lg	TD
Sproles	4	64	16.0	23	0	Welker	0	0	0.0	1	0	0
						Faulk	0	0	0.0	2	0	0

KO Ret	No	Yds	Avg	Lg	TD
Maroney	2	43	21.5	22	0
Hobbs	2	39	19.5	24	0

2007 AFC Divisional Playoffs

San Diego Chargers 28, Indianapolis Colts 24

Sunday, Jan. 13, 2008 - RCA Dome (Indianapolis, IN)



The Chargers advanced to AFC Championship game in New England with 28-24 win in first-ever game at RCA Dome, contest including multiple lead changes that were spoiled by handful of reserves who were forced into action after key starters were sidelined with injuries. Down 7-0, Philip Rivers threw interception and Colts drove to Chargers' four, but Antonio Cromartie forced fumble by Marvin Harrison to tie and second quarter. Chargers capitalized, tying game on touchdown pass from Rivers to Vincent Jackson. Late in third quarter, Cromartie snagged his second take-away when slightly overthrown Payton Manning pass went off Reggie Wayne's fingertips. Cromartie returned interception 88 yards for what appeared to be go-ahead score, but holding call during return brought play back to midfield and teams went to locker room with Indy up 10-7. Chargers scored on their opening possession of second half and took their first lead at 14-10. Indianapolis then drove to Chargers' four, but rookie safety Eric Wedder intercepted pass intended for Antonio Keith. On last play of third quarter, Rivers tossed his third touchdown pass of day, short screen that Darren Sproles took 56 yards to house, but explosion of 23-17 lead was temporarily dampened as Rivers left game with sprained right knee suffered on play. With Rivers out, LaDainian Tomlinson also battling sore knee and Colts retook lead 24-21, backups Billy Volek and Michael Turner were called on to carry load. And they delivered with Volek giving Chargers lead one final time on one-yard quarterback sneak with 4:54 remaining. Colts had two late ties to reclaim lead, but Bolts defense buckled down with two stops on downs, including one on Chargers' seven yard line and another that started for down field thanks to 65-yard punt by Mike Scifres as Chargers held on for victory.

2007 AFC Wild Card Playoffs

San Diego Chargers 17, Tennessee Titans 6

Sunday, Jan. 6, 2008 - Qualcomm Stadium (San Diego, CA)



The Chargers won their first playoff game since 1995 on cool day with intermittent rain showers before capacity crowd at Qualcomm Stadium. Bolts overcame slow start and 6-0 deficit at half rally and outscored Titans 17-0 in third and fourth quarters to win game, 17-6. Chris Chambers and Vincent Jackson became first pair of Chargers to each record more than 100 yards receiving in playoff game since Chambers went for 127, while Jackson tallied career-high 114, including touchdown catch that proved to be eventual game winner. Nate Keating field goal to open third quarter made score 6-3 and after defensive stop, Philip Rivers tossed 25-yard TD pass to Jackson for 10-6 lead. Tennessee drove deep into San Diego territory on their next drive, but Rob Bironas pushed 38-yard field goal wide to left and Chargers made pay. Philip Rivers engineered 12-play, 72-yard drive and LaDainian Tomlinson scored from one yard out on fourth- and one yard to put game away. Chambers 39-yard catch on third- and 10-play set score. Late in game Tennessee was stymied in its comeback effort by three-yard and one and Clayton Fells interception. Titans finished their year 10-7, while Chargers advanced to face Indianapolis in AFC Divisional Playoff round.

Score by Quarters	Q1	Q2	Q3	Q4	Total
San Diego Chargers	0	7	14	7	28
Indianapolis Colts	7	3	7	7	24

Score by Quarters	Q1	Q2	Q3	Q4	Total
Tennessee Titans	3	3	0	0	6
San Diego Chargers	0	0	10	7	17

Tm	Qtr	Time	Play Description (PAT & Drive)	SD	IND
IND	1	9:03	Clark 25 yds pass from Manning (Vratkovic) (9:76, 5:47)	0	7
SD	2	8:38	Jackson 14 yds pass from Rivers (Keating kick) (10:76, 7:16)	7	7
IND	2	5:10	Vinateri 46 yd Field Goal (8-44, 3:28)	7	10
SD	3	10:33	Chambers 30 yds pass from Rivers (Keating kick) (6-63, 3:27)	14	10
IND	3	2:53	Wayne 9 yds pass from Manning (Vratkovic) (5-51, 3:32)	14	17
SD	3	0:00	Sproles 55 yds pass from Rivers (Keating kick) (5-74, 3:23)	21	17
IND	4	10:07	Gonzalez 55 yds pass from Manning (Vratkovic) (3-56, 0:43)	21	24
SD	4	4:50	Volek 1 yd run (Keating kick) (8-78, 5:17)	28	24

Tm	Qtr	Time	Play Description (PAT & Drive)	TEN	SD
TEN	1	9:37	Bironas 30 yd Field Goal (13-61, 5:23)	3	0
TEN	2	0:00	Bironas 44 yd Field Goal (11-39, 3:05)	6	0
SD	3	9:41	Keating 20 yd Field Goal (12-86, 5:19)	6	3
SD	3	2:35	Jackson 25 yds pass from Rivers (Keating kick) (7-78, 3:54)	6	10
SD	4	8:45	Tomlinson 1 yd run (Keating kick) (12-72, 5:18)	6	17

Team Statistics	SD	IND	SD	IND
TOTAL FIRST DOWNS	29	20	Blocked	0
Rushing	4	4	Fbs - PATs Blocked	0-0
Passing	21	14	Net Punting Avg.	29.0
Penalty	4	2	TOTAL RETURN YARDS	47
3RD DOWN EFF	3-11 27%	6-10 60%	Punt Returns	3-6
4TH DOWN EFF	2-4 50%	0-0-0%	Kickoff Returns	5-129
TOTAL NET YARDS	446	41	Interception Returns	11
Total Plays	66	53	PENALTIES No. and Yds	5-54
Average / Play	6.8	7.8	FUMBLES No. and Lost	11
NET YARDS RUSHING	44	69	TOUCHDOWNS	3
Total Plays	19	30	Rushing	0
Average / Play	2.4	3.3	Passing	3
TDs - Yards Lost	3-9	0-0	EXTRA POINTS	3-3
NET YARDS PASSING	402	312	Kicking	3-3
Sacked - Yards Lost	0-0	0-0	FIELD GOALS	11
Gross yards passing	402	312	RED ZONE EFF	13-33%
ATT-GOMP-INT	48-39-2	23-17-1	GOAL TO GO EFF	12-50%
Avg. / Play	8.4	13.6	SAFETIES	0
KICKOFFS in EZ TB	5-5-1	5-2-0	FINAL SCORE	24
PUNTS No. and Avg	1-49.0	3-58.0	TIME OF POSSE	30:21

Team Statistics	TEN	SD	TEN	SD
TOTAL FIRST DOWNS	15	17	Blocked	0
Rushing	6	5	Fbs - PATs Blocked	0-0
Passing	9	11	Net Punting Avg.	37.2
Penalty	0	1	TOTAL RETURN YARDS	86
3RD DOWN EFF	9-16 56%	8-15 53%	Punt Returns	2-15
4TH DOWN EFF	0-0-0%	1-1-100%	Kickoff Returns	4-71
TOTAL NET YARDS	249	350	Interception Returns	1-0
Total Plays	62	63	PENALTIES No. and Yds	6-38
Average / Play	4.0	5.6	FUMBLES No. and Lost	11
NET YARDS RUSHING	163	68	TOUCHDOWNS	0
Total Plays	30	32	Rushing	0
Average / Play	4.0	2.1	Passing	0
TDs - Yards Lost	1-3	5-9	EXTRA POINTS	0-0
NET YARDS PASSING	129	282	Kicking	0-0
Sacked - Yards Lost	3-9	1-0	FIELD GOALS	2-3
Gross Yards	138	282	RED ZONE EFF	0-3-0%
ATT-GOMP-INT	29-16-1	30-19-1	GOAL TO GO EFF	0-0-0%
Avg. / Play	4.0	8.1	SAFETIES	0
KICKOFFS in EZ TB	2-0-0	4-0-0	FINAL SCORE	6
PUNTS No. and Avg	5-38.6	4-40.8	TIME OF POSSE	27:41

SAN DIEGO											INDIANAPOLIS										
Rushing	No	Yds	Avg	Lg	TD	Rushing	No	Yds	Avg	Lg	TD										
Turner	17	71	4.2	19	0	Adair	13	43	3.3	10	0										
Tomlinson	7	28	4.0	8	0	Keith	4	7	1.8	5	0										
Sproles	1	1	1.0	1	0	Manning	1	-6	-6.0	-6	0										
Rivers	2	0	0.0	1	0																
Volek	3	-1	-0.3	11	1																
Passing	A	C	Yds	S-L	TD	Lg	INT	A	C	Yds	S-L	TD									
Rivers	19	14	264	0-0	3	56T	1	1332	48	39	402	0-0									
Volek	4	3	48	0-0	0	27	0	114.6	3	65T	2	87T									
Receiving	No <td>Yds <td>Avg <td>Lg <td>TD <td>Receiving</td> <td>No <td>Yds <td>Avg <td>Lg <td>TD</td> </td></td></td></td></td></td></td></td>	Yds <td>Avg <td>Lg <td>TD <td>Receiving</td> <td>No <td>Yds <td>Avg <td>Lg <td>TD</td> </td></td></td></td></td></td></td>	Avg <td>Lg <td>TD <td>Receiving</td> <td>No <td>Yds <td>Avg <td>Lg <td>TD</td> </td></td></td></td></td></td>	Lg <td>TD <td>Receiving</td> <td>No <td>Yds <td>Avg <td>Lg <td>TD</td> </td></td></td></td></td>	TD <td>Receiving</td> <td>No <td>Yds <td>Avg <td>Lg <td>TD</td> </td></td></td></td>	Receiving	No <td>Yds <td>Avg <td>Lg <td>TD</td> </td></td></td>	Yds <td>Avg <td>Lg <td>TD</td> </td></td>	Avg <td>Lg <td>TD</td> </td>	Lg <td>TD</td>	TD										
Jackson	7	93	13.3	21	1	Adair	9	67	7.4	22	0										
Chambers	3	67	22.3	30T	1	Wayne	7	76	10.9	21	1										
Gates	2	29	14.0	23	0	Clark	6	95	15.8	25T	1										
Sproles	1	56	56.0	56T	1	Gonzalez	4	79	19.8	55T	1										
Nease	1	27	27.0	27	0	Harrison	2	27	13.5	17	0										
Tomlinson	1	20	20.0	20	0	Keith	2	23	11.5	18	0										
Davis	1	18	18.0	18	0	Ueschl	1	20	20.0	20	0										
Manumaleuna	1	3	3.0	3	0	Aromashodu	1	13	13.0	13	0										
						Fletcher	1	2	2.0	2	0										
INT	No <td>Yds <td>Avg <td>Lg <td>TD</td> <td>INT</td> <td>No <td>Yds <td>Avg <td>Lg <td>TD</td> </td></td></td></td></td></td></td>	Yds <td>Avg <td>Lg <td>TD</td> <td>INT</td> <td>No <td>Yds <td>Avg <td>Lg <td>TD</td> </td></td></td></td></td></td>	Avg <td>Lg <td>TD</td> <td>INT</td> <td>No <td>Yds <td>Avg <td>Lg <td>TD</td> </td></td></td></td></td>	Lg <td>TD</td> <td>INT</td> <td>No <td>Yds <td>Avg <td>Lg <td>TD</td> </td></td></td></td>	TD	INT	No <td>Yds <td>Avg <td>Lg <td>TD</td> </td></td></td>	Yds <td>Avg <td>Lg <td>TD</td> </td></td>	Avg <td>Lg <td>TD</td> </td>	Lg <td>TD</td>	TD										
Cromartie	1	30	30.0	30	0	Hayden	1	1	1.0	1	0										
Wedder	1	0	0.0	0	0																
Punting	No <td>Yds <td>Avg <td>Net <td>TB <td>LD</td> <td>Lg <td>Punting</td> <td>No <td>Yds <td>Avg <td>Net <td>TB <td>LD</td> </td></td></td></td></td></td></td></td></td></td>	Yds <td>Avg <td>Net <td>TB <td>LD</td> <td>Lg <td>Punting</td> <td>No <td>Yds <td>Avg <td>Net <td>TB <td>LD</td> </td></td></td></td></td></td></td></td></td>	Avg <td>Net <td>TB <td>LD</td> <td>Lg <td>Punting</td> <td>No <td>Yds <td>Avg <td>Net <td>TB <td>LD</td> </td></td></td></td></td></td></td></td>	Net <td>TB <td>LD</td> <td>Lg <td>Punting</td> <td>No <td>Yds <td>Avg <td>Net <td>TB <td>LD</td> </td></td></td></td></td></td></td>	TB <td>LD</td> <td>Lg <td>Punting</td> <td>No <td>Yds <td>Avg <td>Net <td>TB <td>LD</td> </td></td></td></td></td></td>	LD	Lg <td>Punting</td> <td>No <td>Yds <td>Avg <td>Net <td>TB <td>LD</td> </td></td></td></td></td>	Punting	No <td>Yds <td>Avg <td>Net <td>TB <td>LD</td> </td></td></td></td>	Yds <td>Avg <td>Net <td>TB <td>LD</td> </td></td></td>	Avg <td>Net <td>TB <td>LD</td> </td></td>	Net <td>TB <td>LD</td> </td>	TB <td>LD</td>	LD							
Scifres	3	177	59.0	43.7	0	0	66	Smith	1	49	49.0	29.0	1	0							
Punt Ret	No <td>Yds <td>Avg <td>FC <td>Lg <td>TD</td> <td>Punt Ret</td> <td>No <td>Yds <td>Avg <td>FC <td>Lg <td>TD</td> </td></td></td></td></td></td></td></td></td>	Yds <td>Avg <td>FC <td>Lg <td>TD</td> <td>Punt Ret</td> <td>No <td>Yds <td>Avg <td>FC <td>Lg <td>TD</td> </td></td></td></td></td></td></td></td>	Avg <td>FC <td>Lg <td>TD</td> <td>Punt Ret</td> <td>No <td>Yds <td>Avg <td>FC <td>Lg <td>TD</td> </td></td></td></td></td></td></td>	FC <td>Lg <td>TD</td> <td>Punt Ret</td> <td>No <td>Yds <td>Avg <td>FC <td>Lg <td>TD</td> </td></td></td></td></td></td>	Lg <td>TD</td> <td>Punt Ret</td> <td>No <td>Yds <td>Avg <td>FC <td>Lg <td>TD</td> </td></td></td></td></td>	TD	Punt Ret	No <td>Yds <td>Avg <td>FC <td>Lg <td>TD</td> </td></td></td></td>	Yds <td>Avg <td>FC <td>Lg <td>TD</td> </td></td></td>	Avg <td>FC <td>Lg <td>TD</td> </td></td>	FC <td>Lg <td>TD</td> </td>	Lg <td>TD</td>	TD								
None																					
KO Ret	No <td>Yds <td>Avg <td>Lg <td>TD</td> <td>KO Ret</td> <td>No <td>Yds <td>Avg <td>Lg <td>TD</td> </td></td></td></td></td></td></td>	Yds <td>Avg <td>Lg <td>TD</td> <td>KO Ret</td> <td>No <td>Yds <td>Avg <td>Lg <td>TD</td> </td></td></td></td></td></td>	Avg <td>Lg <td>TD</td> <td>KO Ret</td> <td>No <td>Yds <td>Avg <td>Lg <td>TD</td> </td></td></td></td></td>	Lg <td>TD</td> <td>KO Ret</td> <td>No <td>Yds <td>Avg <td>Lg <td>TD</td> </td></td></td></td>	TD	KO Ret	No <td>Yds <td>Avg <td>Lg <td>TD</td> </td></td></td>	Yds <td>Avg <td>Lg <td>TD</td> </td></td>	Avg <td>Lg <td>TD</td> </td>	Lg <td>TD</td>	TD										
Sproles	4	99	24.8	30	0	Rushing	5	129	25.8	37	0										
Cromartie	0	4	0.0	4	0																

TENNESSEE											SAN DIEGO										
Rushing	No	Yds	Avg	Lg	TD	Rushing	No	Yds	Avg	Lg	TD										
White	19	69	3.6	13	0	Tomlinson	21	42	2.0	12	1										
Hell	3	14	4.7	11	0	Turner	9	28	3.1	11	0										
Brown	4	13	3.3	5	0	Rivers	2	-2	-1.0	-1	0										
Young	2	12	6.0	9	0																
Davis	1	11	11.0	11	0	Chambers	A	C	Yds	S-L	TD										
Henry	1	0	0.0	0	0	Jackson	5	114	22.8	34	1										
						Manumaleuna	2	18	9.0	9	0										
						Gates	2	15	7.5	16	0										
						Davis	1	5	5.0	5	0										
Passing	A	C	Yds	S-L	TD	Lg	INT	Passing	A	C	Yds	S-L	TD								
Young	29	16	138	3-9	0	26	1	53.5	Chambers	6	121	20.2	39								
									Jackson	5	114	22.8	34								
Receiving	No <td>Yds <td>Avg <td>Lg <td>TD</td> <td>Receiving</td> <td>No <td>Yds <td>Avg <td>Lg <td>TD</td> </td></td></td></td></td></td></td>	Yds <td>Avg <td>Lg <td>TD</td> <td>Receiving</td> <td>No <td>Yds <td>Avg <td>Lg <td>TD</td> </td></td></td></td></td></td>	Avg <td>Lg <td>TD</td> <td>Receiving</td> <td>No <td>Yds <td>Avg <td>Lg <td>TD</td> </td></td></td></td></td>	Lg <td>TD</td> <td>Receiving</td> <td>No <td>Yds <td>Avg <td>Lg <td>TD</td> </td></td></td></td>	TD	Receiving	No <td>Yds <td>Avg <td>Lg <td>TD</td> </td></td></td>	Yds <td>Avg <td>Lg <td>TD</td> </td></td>	Avg <td>Lg <td>TD</td> </td>	Lg <td>TD</td>	TD										
Troupe	3	44	14.7	26	0	Manumaleuna	2	18	9.0	9	0										
Moulds	3	18	6.0	10	0	Gates	2	15	7.5	16	0										
Ealy	3	16	5.3	6	0	Davis	1	5	5.0	5	0										
Davis	2	17	8.5	9	0																
Gage	1	19	19.0	19	0	INT	No <td>Yds <td>Avg <td>Lg <td>TD</td> </td></td></td>	Yds <td>Avg <td>Lg <td>TD</td> </td></td>	Avg <td>Lg <td>TD</td> </td>	Lg <td>TD</td>	TD										
Hell	1	16	16.0	16	0	Finnegan	1	0	0.0	0	0										
White	1	-3	-3.0	-3	0	Punting	No <td>Yds <td>Avg <td>Net <td>TB</td> <td>LD</td> </td></td></td>	Yds <td>Avg <td>Net <td>TB</td> <td>LD</td> </td></td>	Avg <td>Net <td>TB</td> <td>LD</td> </td>	Net <td>TB</td> <td>LD</td>	TB	LD									
						Scifres	4	193	40.8	37.0	0	2									
INT	No <td>Yds <td>Avg <td>Lg <td>TD</td> <td>INT</td> <td>No <td>Yds <td>Avg <td>Lg <td>TD</td> </td></td></td></td></td></td></td>	Yds <td>Avg <td>Lg <td>TD</td> <td>INT</td> <td>No <td>Yds <td>Avg <td>Lg <td>TD</td> </td></td></td></td></td></td>	Avg <td>Lg <td>TD</td> <td>INT</td> <td>No <td>Yds <td>Avg <td>Lg <td>TD</td> </td></td></td></td></td>	Lg <td>TD</td> <td>INT</td> <td>No <td>Yds <td>Avg <td>Lg <td>TD</td> </td></td></td></td>	TD	INT	No <td>Yds <td>Avg <td>Lg <td>TD</td> </td></td></td>	Yds <td>Avg <td>Lg <td>TD</td> </td></td>	Avg <td>Lg <td>TD</td> </td>	Lg <td>TD</td>	TD										
Finnegan	1	0	0.0	0	0	Punt Ret	No <td>Yds <td>Avg <td>FC <td>Lg <td>TD</td> </td></td></td></td>	Yds <td>Avg <td>FC <td>Lg <td>TD</td> </td></td></td>	Avg <td>FC <td>Lg <td>TD</td> </td></td>	FC <td>Lg <td>TD</td> </td>	Lg <td>TD</td>	TD									
						Sproles	2	12	6.0	2	10										
Punting	No <td>Yds <td>Avg <td>Net <td>TB</td> <td>LD</td> <td>Lg</td> <td>Punting</td> <td>No <td>Yds <td>Avg <td>Net <td>TB</td> <td>LD</td> </td></td></td></td></td></td></td>	Yds <td>Avg <td>Net <td>TB</td> <td>LD</td> <td>Lg</td> <td>Punting</td> <td>No <td>Yds <td>Avg <td>Net <td>TB</td> <td>LD</td> </td></td></td></td></td></td>	Avg <td>Net <td>TB</td> <td>LD</td> <td>Lg</td> <td>Punting</td> <td>No <td>Yds <td>Avg <td>Net <td>TB</td> <td>LD</td> </td></td></td></td></td>	Net <td>TB</td> <td>LD</td> <td>Lg</td> <td>Punting</td> <td>No <td>Yds <td>Avg <td>Net <td>TB</td> <td>LD</td> </td></td></td></td>	TB	LD	Lg	Punting	No <td>Yds <td>Avg <td>Net <td>TB</td> <td>LD</td> </td></td></td>	Yds <td>Avg <td>Net <td>TB</td> <td>LD</td> </td></td>	Avg <td>Net <td>TB</td> <td>LD</td> </td>	Net <td>TB</td> <td>LD</td>	TB	LD							
Henrich	5	198	39.6	37.2	0	0	43	Scifres	4	193	40.8	37.0									
Punt Ret	No <td>Yds <td>Avg <td>FC <td>Lg <td>TD</td> <td>Punt Ret</td> <td>No <td>Yds <td>Avg <td>FC <td>Lg <td>TD</td> </td></td></td></td></td></td></td></td></td>	Yds <td>Avg <td>FC <td>Lg <td>TD</td> <td>Punt Ret</td> <td>No <td>Yds <td>Avg <td>FC <td>Lg <td>TD</td> </td></td></td></td></td></td></td></td>	Avg <td>FC <td>Lg <td>TD</td> <td>Punt Ret</td> <td>No <td>Yds <td>Avg <td>FC <td>Lg <td>TD</td> </td></td></td></td></td></td></td>	FC <td>Lg <td>TD</td> <td>Punt Ret</td> <td>No <td>Yds <td>Avg <td>FC <td>Lg <td>TD</td> </td></td></td></td></td></td>	Lg <td>TD</td> <td>Punt Ret</td> <td>No <td>Yds <td>Avg <td>FC <td>Lg <td>TD</td> </td></td></td></td></td>	TD	Punt Ret	No <td>Yds <td>Avg <td>FC <td>Lg <td>TD</td> </td></td></td></td>	Yds <td>Avg <td>FC <td>Lg <td>TD</td> </td></td></td>	Avg <td>FC <td>Lg <td>TD</td> </td></td>	FC <td>Lg <td>TD</td> </td>	Lg <td>TD</td>	TD								
Davis	2	15	7.5	1	8	0	Sproles	2	40	20.0	22										
KO Ret	No <td>Yds <td>Avg <td>Lg <td>TD</td> <td>KO Ret</td> <td>No <td>Yds <td>Avg <td>Lg <td>TD</td> </td></td></td></td></td></td></td>	Yds <td>Avg <td>Lg <td>TD</td> <td>KO Ret</td> <td>No <td>Yds <td>Avg <td>Lg <td>TD</td> </td></td></td></td></td></td>	Avg <td>Lg <td>TD</td> <td>KO Ret</td> <td>No <td>Yds <td>Avg <td>Lg <td>TD</td> </td></td></td></td></td>	Lg <td>TD</td> <td>KO Ret</td> <td>No <td>Yds <td>Avg <td>Lg <td>TD</td> </td></td></td></td>	TD	KO Ret	No <td>Yds <td>Avg <td>Lg <td>TD</td> </td></td></td>	Yds <td>Avg <td>Lg <td>TD</td> </td></td>	Avg <td>Lg <td>TD</td> </td>	Lg <td>TD</td>	TD										
Henry	4	71	17.8	21	0																

2006 AFG Divisional Playoffs
New England Patriots 24, San Diego Chargers 21
Sunday, Jan. 14, 2007 - Qualcomm Stadium (San Diego, CA)



The Chargers' record-breaking season came to end in heartbreaking fashion when New England Patriots overcame eight-point deficit in fourth quarter to defeat Chargers, 24-21, in AFC Divisional Playoff game before record crowd of 68,810 in San Diego. After sluggish start by both teams, San Diego took 14-3 lead in second quarter on touchdown runs by LaDainian Tomlinson and Michael Turner, but Bolts defense gave up late score and Patriots trailed only 14-10 at half. New England added field goal in third quarter to climb within point, but Chargers drove 83 yards in nine plays early in fourth and took 21-13 lead when Tomlinson scored from three yards out game appeared to be all but over when Marlon McCree intercepted Tom Brady on following drive, but Patriots' Troy Brown stripped McCree during runback and Patriots recovered. Five plays later, Reche Caldwell caught four-yard touchdown pass and Pats tied it up on successful two-point conversion. Chargers got ball back with chance to reclaim lead but instead went three-and-out and New England took 24-21 lead on 31-yard field goal with 1:10 left in quarter. Chargers rallied one last time, but Nate Kaeding's 54-yard field goal attempt with just few seconds left came up short and Patriots escaped with win.

Score by Quarters	Q1	Q2	Q3	Q4	Total
New England Patriots	3	7	3	11	24
San Diego Chargers	0	14	0	7	21

Tm	Qtr	Time	Play Description (PAT & Drive)	NE	SD
NE	1	0:40	Goskowski 50 yd Field Goal (9:33, 4:35)	3	0
SD	2	7:19	Tomlinson 2 yd run (Kaeding kick) (9:48, 4:30)	3	7
SD	2	2:04	Turner 6 yd run (Kaeding kick) (4:77, 2:23)	3	14
NE	2	0:08	Gaffey 6 yd pass from Brady (Goskowski kick) (7:22, 5:56)	10	14
NE	3	2:11	Goskowski 34 yd Field Goal (7:15, 3:09)	13	14
SD	4	8:35	Tomlinson 3 yd run (Kaeding kick) (9:83, 4:44)	13	21
NE	4	4:36	Caldwell 4 yd pass from Brady (Faulk run) (5:32, 1:40)	21	21
NE	4	1:10	Goskowski 31 yd Field Goal (8:72, 2:20)	24	21
Attendance - 68,810					

Team Statistics	NE	SD	NE	SD
TOTAL FIRST DOWNS	18	21	Fbs - PATs Blocked	0-0
Rushing	3	12	Net Punting Avg.	38.3
Passing	12	9	TOTAL RETURN YARDS	70
Penalty	3	0	Punt Returns	1.0
3RD DOWNS EFF	4-17 24%	5-14 36%	Kickoff Returns	1.0
4TH DOWNS EFF	0-1-0%	12-50%	Interception Returns	1.0
TOTAL NET YARDS	327	352	PENALTIES No. and Yds	4-45
Total Plays	74	68	FUMBLES No. and Lost	2-0
Average / Play	4.4	5.2	TOUCHDOWNS	2
NET YARDS RUSHING	51	148	Rushing	0
Total Plays	21	33	Passing	2
Average / Play	2.4	4.5	EXTRA POINTS	2-2
THLs - Yards Lost	9-7	1-7	Kicking	11
NET YARDS PASSING	276	204	Rushing	11
Sacked - Yards Lost	2-4	3-26	FIELD GOALS	3-3
Gross Yards	280	230	RED ZONE EFF	2-4-50%
ATT-GOMP-INT	51-27-3	32-14-1	GDAL TO GO EFF	11-100%
Avg. / Play	5.2	5.8	SAFETIES	0
KICKOFFS IN EZ-TB	6-0-0	4-0-0	FINAL SCORE	24
POINTS No. and Avg	7-4-1	7-3-6	TIME OF PUSS	28:06
Blocked	0	0		30:54

NEW ENGLAND					SAN DIEGO												
Rushing	No	Yds	Avg	Lg	TD	Rushing	No	Yds	Avg	Lg	TD						
Faulk	6	25	4.2	7	0	Tomlinson	23	123	5.3	15	2						
Dillon	8	18	2.3	5	0	Turner	3	24	8.0	17	1						
Mononey	5	5	1.0	5	0	Neal	3	5	1.7	3	0						
Brady	2	-3	-1.5	4	0	Rivers	3	9	3.0	2	0						
						Partler	1	-7	-7.0	-7	0						
Passing	A	C	Yds	S-I	TD	Lg	IN	Rt	Passing	A	C	Yds	S-I	TD	Lg	IN	Rt
Brady	51	27	280	2-4	2	48	3	57.6	Rivers	32	14	230	3-20	0	69	1	55.5
Receiving	No	Yds	Avg	Lg	TD	Receiving	No	Yds	Avg	Lg	TD						
Gaffey	10	103	10.3	17	1	Gates	6	61	10.2	19	0						
Caldwell	7	80	11.4	49	1	Tomlinson	2	64	32.0	58	0						
Brown	5	39	7.8	12	0	Jackson	2	43	21.5	31	0						
Graham	2	38	19.0	19	0	Partler	2	42	21.0	21	0						
Faulk	2	11	5.5	6	0	Neal	2	20	10.0	11	0						
Watson	1	9	9.0	9	0												
INT	No	Yds	Avg	Lg	TD	INT	No	Yds	Avg	Lg	TD						
Cobyn	1	0	0.0	0	0	Florence	1	17	10.0	17	0						
						Edwards	1	9	9.0	9	0						
						McCree	1	1	1.0	1	0						
Punting	No	Yds	Avg	Net	TB	I20	Lg	Punting	No	Yds	Avg	Net	TB	I20	Lg		
Sauerbrun	7	309	44.1	39.3	0	1	56	Partler	7	256	36.6	36.6	0	5	51		
Punt Ref	No	Yds	Avg	FC	Lg	TD	Punt Ref	No	Yds	Avg	FC	Lg	TD				
Faulk	1	0	0.0	1	0	0	Partler	5	34	6.8	2	13	0				
Brown	0	0	0.0	2	0	0											
KO Ret	No	Yds	Avg	Lg	TD	KO Ret	No	Yds	Avg	Lg	TD						
Mononey	2	37	18.5	25	0	Turner	3	75	25.0	32	0						
Hobbs	2	33	16.5	19	0	Connette	1	15	15.0	15	0						
						McKinney	1	1	1.0	1	0						

2004 AFG Wild Card Playoffs
New York Jets 20, San Diego Chargers 17 (OT)
Saturday, Jan. 8, 2005 - Qualcomm Stadium (San Diego, CA)



The Chargers' 2004 postseason came to early end as in 20-17 overtime loss to New York Jets in Wild Card Playoff Game at Qualcomm Stadium. sellout crowd of 67,536 braved elements as Drew Brees led furious fourth quarter comeback during which Chargers outscored New York 10-0 to send game into overtime. Given new life by roughing-the-passer penalty on what appeared to be San Diego's last play of game, Brees found Antonio Gates in end zone for one-yard touchdown pass with 11 seconds left to send game to extra period. It was only second overtime playoff game in team history. Both teams traded possessions in extra period before Nate Kaeding's game-winning attempt from 41 yards sailed wide right, opening door for New York to drive down and kick game winner with five seconds left in overtime. Keenan McCardell scored game's first touchdown on 25-yard catch. He was initially ruled out of bounds, but San Diego challenged call and ruling was reversed. It was McCardell's sixth career touchdown catch in postseason. Brees opened game by completing his first eight passes and on McCardell touchdown drive, he was 5 of 6 for yards and touchdown. He finished night 31 of 42 (73%), setting team playoff record for completion percentage.

Score by Quarters	Q1	Q2	Q3	Q4	OT	Total
New York Jets	0	7	10	0	3	20
San Diego Chargers	0	7	0	10	0	17

Tm	Qtr	Time	Play Description (PAT & Drive)	NYJ	SD
SD	2	9:26	McCardell 25 yd pass from Brees (Kaeding kick) (3:88, 8:25)	0	7
NYJ	2	2:54	Brecht 1 yd pass from Pennington (Brecht kick) (5:37, 2:54)	7	7
NYJ	3	10:29	Moss 47 yd pass from Pennington (Brecht kick) (5:75, 2:31)	14	7
SD	3	1:23	Brien 42 yd field goal (8-42, 5:31)	17	7
NYJ	4	10:43	Kaeding 35 yd field goal (12:54, 5:40)	17	10
SD	4	0:11	Gates 1 yd pass from Brees (Kaeding kick) (10:50, 4:55)	17	17
NYJ	5	0:05	Brien 25 yd field goal (8:60, 4:14)	20	17
Attendance - 67,536					

Team Statistics	NYJ	SD	NYJ	SD
TOTAL FIRST DOWNS	20	24	PUNTS-No. Avg	5-39.8
Rushing	3	11	Blocked	0
Passing	14	11	Net Punting Avg.	33.6
Penalty	3	2	TOTAL RETURN YARDS	88
3RD DOWNS EFF	5-13 38%	6-15 40%	Punt Returns	0-0
4TH DOWNS EFF	0-0-0%	0-0-0%	Kickoff Returns	3-66
TOTAL NET YARDS	386	408	Interception Returns	1-22
Total Plays	63	77	PENALTIES No. and Yards	8-49
Average / Play	6.3	5.3	FUMBLES No. and Lost	0-0
NET YARDS RUSHING	126	100	TOUCHDOWNS	2
Attempts	28	33	Rushing	0
Average / Play	4.5	3.0	EXTRA POINTS	2
THLs - Yards Lost	0-0	3-5	PASSING	2-2
NET YARDS PASSING	270	308	FIELD GOALS	2-3
Sacked - Yards Lost	2-9	2-11	RED ZONE EFF	1-3-50%
Gross Yards	279	319	GOAL TO GO EFF	0-0-0%
ATT-GOMP-INT	33-23-0	42-31-1	SAFETIES	0
Avg. / Play	7.7	7.0	FINAL SCORE	20
KICKOFFS IN EZ-TB	5-0-0	4-11	TIME OF PUSS	35:39

NEW YORK JETS					SAN DIEGO												
Rushing	No	Yds	Avg	Lg	TD	Rushing	No	Yds	Avg	Lg	TD						
Martin	18	66	3.7	12	0	Tomlinson	26	80	3.1	12	0						
Jordan	7	50	7.1	19	0	Brees	5	17	3.4	7	0						
Pennington	3	10	3.3	6	0	Neal	1	3	3.0	3	0						
						Partler	1	0	0.0	0	0						
Passing	A	C	Yds	S-I	TD	Lg	IN	Rt	Passing	A	C	Yds	S-I	TD	Lg	IN	Rt
Pennington	33	23	279	2-9	2	41	0	115.6	Brees	42	31	319	2-9	2	44	1	101.2
Receiving	No	Yds	Avg	Lg	TD	Receiving	No	Yds	Avg	Lg	TD						
McCareins	8	87	10.9	21	1	Partler	9	93	10.3	16	0						
Moss	4	100	25.0	47	1	Tomlinson	9	53	5.9	10	0						
Martin	4	47	11.8	23	0	Gates	6	89	14.8	44	1						
Jordan	3	18	6.0	13	0	McCordell	4	50	12.5	26	1						
Baker	2	7	3.5	4	0	Peele	3	34	11.3	20	0						
Brecht	1	13	13.0	13	1												
Carter	1	7	7.0	7	0												
INT	No	Yds	Avg	Lg	TD	INT	No	Yds	Avg	Lg	TD						
Tongue	1	22	22.0	22	0	None											
Punting	No	Yds	Avg	Net	TB	I20	Lg	Punting	No	Yds	Avg	Net	TB	I20	Lg		
Gowin	5	199	39.8	33.6	1	2	47	Softles	5	192	38.4	36.4	0	1	42		
Punt Ref	No	Yds	Avg	FC	Lg	TD	Punt Ref	No	Yds	Avg	FC	Lg	TD				
Moss	0	0	0.0	3	0	0	Partler	2	11	5.5	2	14	0				
KO Ret	No	Yds	Avg	Lg	TD	KO Ret	No	Yds	Avg	Lg	TD						
Conchery	3	66	22.0	25	0	Dwight	5	65	10.0	25	0						

1995 AFG Wild Card Playoffs
Indianapolis Colts 35, San Diego Chargers 20
Sunday, Dec. 31, 1995 - Jack Murphy Stadium (San Diego, CA)



The Colts came to San Diego for New Year's Eve showdown and knocked defending AFC Champions out of playoffs in Wild Card round with 35-20 win at Jack Murphy Stadium. Chargers outgained Indianapolis in total yardage, 429 to 333, but Colts chalked up 178 yards rushing, including 147 yards and two touchdowns by rookie running back Zack Crockett. Game was seesaw battle that included six lead changes, however Indianapolis scored two touchdowns in fourth quarter to seal win. Stan Humphries finished with 292 yards passing and two touchdowns, but four interceptions proved costly in defeat.

Score by Quarters	Q1	Q2	Q3	Q4	Total
Indianapolis Colts	0	14	7	14	35
San Diego Chargers	3	7	7	3	20

Tm	Qtr	Time	Play Description (PAT & Drive)	IND	SD
SD	1	9:28	Carney 28 yd field goal (9-30, 3:25)	0	3
IND	2	14:03	Dilger 2 yd pass from Harbaugh (Blanchard kick) (8-27:34:5)	7	3
SD	2	5:48	Pupunu 6 yd pass from Humphries (Carney kick) (8-68:38:5)	7	10
IND	2	1:47	Crockett 33 yd run (Blanchard kick) (8-80, 4:01)	14	10
SD	3	4:20	Jefferson 11 yd pass from Humphries (Carney kick) (12-90, 6:50)	14	17
IND	3	:41	Dawkins 42 yd pass from Harbaugh (Blanchard kick) (7-81, 3:39)	21	17
SD	4	11:53	Carney 30 yd field goal (8-55, 3:48)	21	20
IND	4	11:28	Crockett 66 yd run (Blanchard kick) (1-66, 0:25)	28	20
IND	4	6:55	Harbaugh 3 yd run (Blanchard kick) (6-23, 3:31)	35	20

Attendance - 61,882

Team Statistics	IND	SD	IND	IND
TOTAL FIRST DOWNS	19	27	PUNTS No. and Avg.	5-24
Rushing	10	7	Blocked	0
Passing	9	20	TOTAL RETURN YARDS	243
Penalty	0	0	Punt Returns	2-52
3RD DOWN EFF	8-13 (62%)	10-17 (59%)	Kickoff Returns	5-10
TOTAL NET YARDS	333	429	Interception Returns	4-81
Total Plays	58	80	FUMBLES No. and Yds	4-30
Average / Play	5.7	5.4	FUMBLES No. and Lost	2-0
NET YARDS RUSHING	178	145	TOUCHDOWNS	5
Total Plays	29	30	Rushing	3
Average / Play	6.1	4.5	Passing	2
NET YARDS PASSING	155	284	Returns	0
Sacked - Yards Lost	2:20	1:8	EXTRA POINTS	5-5
Gross Yards	175	292	FIELD GOALS	0-0
AT-COMP-INT	21:6-1	47:23-4	FINAL SCORE	35
Play / Play	5.3	5.9	TIME OF POSS	28:51
KICKOFFS IN-ET-TB	6-1-0	5-3-0		31:09

INDIANAPOLIS						SAN DIEGO					
Rushing	No	Yds	Avg	Lg	TD	Rushing	No	Yds	Avg	Lg	TD
Crockett	13	147	11.3	69	2	Hayden	18	80	4.4	15	0
Faulk	1	16	16.0	16	0	Humphries	4	32	8.0	17	0
Harbaugh	5	10	2.0	7	1	Fletcher	3	23	7.7	20	0
Warren	10	5	0.5	4	0	Means	6	11	1.8	5	0
						Harmon	1	-1	-1.0	-1	0

INDIANAPOLIS						SAN DIEGO										
Passing	A	C	Yds	S-I	Lg	In	Rt	Passing	A	C	Yds	S-I	Lg	In	Rt	
Harbaugh	27	16	175	2:20	2	42:1	8:17	Humphries	47	23	292	1:8	2	26	4	4:15

INDIANAPOLIS						SAN DIEGO					
Receiving	No	Yds	Avg	Lg	TD	Receiving	No	Yds	Avg	Lg	TD
Turner	5	64	12.8	23	0	Harmon	10	133	13.3	24	0
Warren	4	45	11.3	17	0	Martin	3	39	13.0	19	0
Dawkins	2	49	24.5	42	1	Jefferson	3	39	13.0	12	1
Crockett	2	10	5.0	6	0	Pupunu	3	26	8.7	13	1
Dilger	2	9	4.5	7	1	Blanchard	2	42	21.0	26	0
Humphrey	1	-2	-2.0	-2	0	Seay	2	19	9.5	11	0

INDIANAPOLIS						SAN DIEGO					
Punting	No	Yds	Avg	Lg	TD	Punting	No	Yds	Avg	Lg	TD
Belsler	2	69	34.0	36	0	INT	No	Yds	Avg <th>Lg</th> <th>TD</th>	Lg	TD
Grant	1	13	13.0	13	0	Seau	0	0	0.0	0	0
McElroy	1	0	0.0	0	0						

INDIANAPOLIS						SAN DIEGO					
Punt Ret	No	Yds	Avg	FC	Lg	Punt Ret	No	Yds	Avg	FC	Lg
Buchanan	2	52	26.0	0	46	0	0	0.0	2	0	0

INDIANAPOLIS						SAN DIEGO					
NO Ret	No	Yds	Avg	Lg	TD	NO Ret	No	Yds	Avg	Lg	TD
Bailey	2	44	22.0	25	0	Coleman	6	133	22.2	29	0
Warren	2	39	19.0	22	0						
Humphrey	1	29	29.0	29	0						

Super Bowl XXIX
San Francisco 49ers 49, San Diego Chargers 26
Sunday, Jan. 29, 1995 - Joe Robbie Stadium (Miami, FL)



The Chargers were no match for high-powered San Francisco offense as 49ers scored early and often en route to handing San Diego 49-26 defeat. Steve Young passed for four first-half touchdowns as 49ers jumped out to 28-0 lead at halftime. Parade continued in second half and Young finished night with 325 yards and six touchdown passes. Chargers offense was forced to play catch-up most of game, and as result, quarterback Stan Humphries passed 49 times, completing 24 for 275 yards with one touchdown, but two interceptions proved costly. Natrone Means became youngest player in Super Bowl history to score touchdown when 22-year-old dived over 49ers' defense for a one-yard scoring plunge in first quarter. Chargers rookie Andre Coleman tied Super Bowl record for longest kickoff return when he went 98 yards for touchdown in third quarter. Following kickoff return, Humphries passed to Mark Stay for first two point conversion in Super Bowl history. Later, after 30-yard return to Tony Martin touchdown pass late in fourth quarter, Humphries completed his second two point conversion of game, this time to Alfred Pupu. Linebackers Dennis Gibson and Junior Seau led Chargers with 11 tackles apiece, while Seau added sack. RayLe Johnson paced Chargers with two sacks.

Score by Quarters	Q1	Q2	Q3	Q4	Total
San Diego Chargers	7	3	8	8	26
San Francisco 49ers	14	14	14	7	49

Tm	Qtr	Time	Play Description (PAT & Drive)	SD	SF
SF	1	13:36	Rice 44 yd pass from Young (Brien kick) (3-58, 1:24)	0	7
SF	1	10:05	Walters 5 yd pass from Young (Brien kick) (4-73, 1:53)	0	14
SD	1	2:44	Means 1 yd run (Carney kick) (3-78, 7:21)	7	14
SF	2	13:02	Floyd 5 yd pass from Young (Brien kick) (10-70, 4:42)	7	21
SD	2	4:44	Walters 9 yd pass from Young (Brien kick) (9-49, 4:51)	7	28
SF	2	1:44	Carney 31 yd field goal (8-62, 3:00)	10	28
SF	3	9:35	Walters 9 yd run (Brien kick) (7-62, 3:45)	10	35
SF	3	3:18	Rice 15 yd pass from Young (Brien kick) (10-67, 4:07)	10	42
SD	3	3:01	Coleman 99 yd kickoff return (Seay pass from Humphries)	18	42
SF	4	13:49	Rice 7 yd pass from Young (Brien kick) (6-32, 1:19)	18	49
SD	4	2:25	Martin 30 yd pass from Humphries	26	49

Attendance - 74,107

Team Statistics	SD	SF	SD	SF
TOTAL FIRST DOWNS	20	28	PUNTS No. and Avg.	4-48.8
Rushing	5	10	Blocked	0
Passing	14	17	TOTAL RETURN YARDS	243
Penalty	1	1	Punt Returns	3-1
3RD DOWN EFF	6-16 (38%)	7-13 (54%)	Kickoff Returns	8-242
TOTAL NET YARDS	354	449	Interception Returns	0-0
Total Plays	76	73	FUMBLES No. and Yds	6-63
Average / Play	4.7	6.2	FUMBLES No. and Lost	1-0
NET YARDS RUSHING	67	133	TOUCHDOWNS	3
Total Plays	19	32	Rushing	1
Average / Play	3.5	4.2	Passing	1
NET YARDS PASSING	297	316	Returns	1
Sacked - Yards Lost	2:19	3:15	EXTRA POINTS	3-3
Gross Yards	305	331	FIELD GOALS	11
AT-COMP-INT	55:27-3	38:25-0	FINAL SCORE	26
Play / Play	5.0	7.7	TIME OF POSS	28:29

SAN DIEGO						SAN FRANCISCO					
Rushing	No	Yds	Avg	Lg	TD	Rushing	No	Yds	Avg	Lg	TD
Means	13	33	2.5	11	1	Young	5	49	9.8	21	0
Harmon	2	10	5.0	10	0	Walters	15	47	3.1	13	1
Jefferson	1	10	10.0	10	0	Floyd	9	32	3.6	6	0
Gilbert	1	9	9.0	9	0	Harce	1	10	10.0	10	0
Bleniemy	1	3	3.0	3	0	Carter	2	-5	-2.5	1	0
Humphries	1	3	3.0	3	0						

SAN DIEGO						SAN FRANCISCO									
Passing	A	C	Yds	S-I	Lg	In	Rt	Passing	A	C	Yds	S-I	Lg	In	Rt
Humphries	49	24	275	2:16	1	33	2	561	Musgrave	1	1	6	0-0	0	0
Gilbert	6	3	30	0:0	0	20	1	25.0	Ottas	1	0	0	0-0	0	0

SAN DIEGO						SAN FRANCISCO					
Receiving	No	Yds	Avg	Lg	TD	Receiving	No	Yds	Avg	Lg	TD
Harmon	9	69	8.5	20	0	Rice	10	149	14.9	44	3
Seay	7	75	10.7	22	0	Taylor	4	43	10.8	16	0
Pupunu	4	48	12.0	23	0	Floyd	4	26	6.5	9	1
Martin	3	59	19.7	30	1	Walters	3	61	20.3	51	2
Bleniemy	2	15	7.5	9	0	Jones	2	41	20.5	33	0
Humphries	1	33	33.0	33	0	Posson	1	6	6.0	6	0
						McCaffrey	1	5	5.0	5	0
						Young	1	3	3.0	3	0

SAN DIEGO						SAN FRANCISCO					
NO Ret	No	Yds	Avg	Lg	TD	NO Ret	No	Yds	Avg	Lg	TD
None	0	0	0.0	0	0	Sanders	1	15	15.0	15	0
						Cook	1	1	1.0	1	0
						Davis	1	0	0.0	0	0

SAN DIEGO						SAN FRANCISCO					
Punt Ret	No	Yds	Avg	FC	Lg	Punt Ret	No	Yds	Avg	FC	Lg
Wagner	4	195	48.8	0	65	Wimsmeyer	5	199	39.8	0	2

SAN DIEGO						SAN FRANCISCO					
NO Ret	No	Yds	Avg	Lg	TD	NO Ret	No	Yds	Avg	Lg	TD
Gordon	3	1	0.3	2	1	Carter	2	12	6.0	0	1

SAN DIEGO						SAN FRANCISCO					
NO Ret	No	Yds	Avg	Lg	TD	NO Ret	No	Yds	Avg	Lg	TD
Coleman	8	242	30.3	99	1	Carter	4	48	12.0	18	0

1994 AFC Championship Game San Diego Chargers 17, Pittsburgh Steelers 13 Sunday, Jan. 15, 1995 - Three Rivers Stadium (Pittsburgh, PA)



The Chargers advanced to Super Bowl for first time in franchise history with stunning 17-13 upset victory over heavily-favored Pittsburgh Steelers in Three Rivers Stadium. San Diego started game slowly and Pittsburgh led bolts 10-3 at end of first half, while outgaining San Diego in total yardage. 229 to 45. Steelers opened second half with field goal to extend lead to 13-3. Later in quarter, Stan Humphries connected with Al Pupunu on 43-yard touchdown strike to close gap to 13-10. Score remained as such until late in fourth quarter when Humphries threw another 43-yard touchdown pass, this one to Tony Martin, and Bolts claimed their first lead of game at 17-13. Pittsburgh took ensuing kickoff and drove to Chargers' nine-yard line with two minutes left in game, but San Diego's defense stopped Steelers on downs, including dramatic pass defended on fourth down by linebacker Dennis Gibson that sealed victory and silenced Three Rivers crowd.

Score by Quarters

San Diego Chargers
Pittsburgh Steelers

Q1	Q2	Q3	Q4	Total
0	3	7	7	17
7	3	3	0	13

TM Qtr Time

PT 1 7:28
SD 2 3:41
PT 2 :09
PT 3 10:37
SD 3 8:03
SD 4 5:33

Play Description (PAT & Drive)

Williams 16 yd pass from O'Donnell (Anderson kick) (13-67, 7:32)
Carney 20 yd field goal (6-77, 3:11)
Anderson 39 yd field goal (12-51, 3:32)
Anderson 23 yd field goal (9-50, 3:32)
Pupunu 43 yd pass from Humphries (Carney kick) (5-64, 2:34)
Martin 43 yd pass from Humphries (Carney kick) (8-80, 4:44)

Attendance - 61,545

Team Statistics

TOTAL FIRST DOWNS
Rushing
Passing
Penalty
GRD DOWN EFF
TOTAL NET YARDS
Total Plays
Average / Play
NET YARDS RUSHING
Total Plays
Average / Play
NET YARDS PASSING
Sacked - Yards Lost
Gross Yards
ATT-COMP-INT
Avg / Play

SD	PT	PUNTS No. and Avg.	SD	PT
13	22	5-38.4	5-44.4	
4	4	Blocked	0	0
8	17	TOTAL RETURN YARDS	74	69
1	1	Punt Returns	2-2	2-0
3-11-27%	11-20-55%	Kickoff Returns	3-72	4-73
226	415	Interception Returns	0-0	1-6
47	80	PENALTIES No. and Yds	3-15	8-11
4.8	5.2	FUMBLES No. and Lost	0-0	3-1
66	66	TOUCHDOWNS	2-1	0-0
24	25	Rushing	0	0
2.8	2.5	Passing	2	1
160	949	Returns	0	0
1.5	0.0	EXTRA POINTS	2-2	1-1
165	349	FIELD GOALS	11	2-2
22-14-1	54-32-0	FINAL SCORE	17	13
7.0	6.5	TIME OF POSS	22:47	37:13

SAN DIEGO

Rushing
Means
Humphries

No	Yds	Av	Lg	TD
20	69	3.5	17	0
4	-3	-0.8	0	0

Pittsburgh

Rushing
Foster
Williams
Morris

No	Yds	Av	Lg	TD
20	47	2.4	11	0
3	16	5.3	11	0
2	2	1.0	1	0
1	1	1.0	1	0

Passing

Humphries

A	C	Yds	S-I	TD	Lg	Int	Rt
22	11	165	1-5	2	43	1	0

Passing

O'Donnell

A	C	Yds	S-I	TD	Lg	Int	Rt
54	32	349	0-0	1	33	0	0

Receiving

Pupunu
Means
Jefferson
Martin
Mitchell
Hammon

No	Yds	Av	Lg	TD
4	76	19.0	43	1
2	19	9.5	15	0
2	16	8.0	11	0
1	43	43.0	43	1
1	19	19.0	19	0
1	-8	-8.0	-8	0

Receiving

Mills
Williams
Hastings
Green
Thigpen
Foster
Hayes
Morris

No	Yds	Av	Lg	TD
6	103	13.3	18	0
7	45	6.4	18	1
5	55	11.0	18	0
4	80	20.0	33	0
3	35	11.7	21	0
3	12	4.0	6	0
1	16	16.0	16	0
1	0	0.0	0	0

Punting

Wagner

No	Yds	Av	TD	Int	Lg	TD
5	182	38.4	0	1	45	0

Punting

Woodson

No	Yds	Av	TD	Int	Lg	TD
1	6	6.0	6	0	6	0

Punt Ret

Bardon

No	Yds	Av	FC	Lg	TD
2	2	1.0	0	6	0

Punting

Royals

No	Yds	Av	TD	Int	Lg	TD
5	222	44.4	3	1	55	0

KO Ret

Coleman
Hammon

No	Yds	Av	Lg	TD
2	49	24.5	32	0
1	23	23.0	23	0

Punt Ret

Woodson
Johnson

No	Yds	Av	FC	Lg	TD
2	10	5.0	1	10	0
0	0	0.0	1	0	0

KO Ret

Johnson

No	Yds	Av	Lg	TD
4	73	18.3	24	0

1994 AFC Divisional Playoffs San Diego Chargers 22, Miami Dolphins 21 Sunday, Jan. 8, 1995 - Jack Murphy Stadium (San Diego, CA)



The Chargers advanced to AFC Championship Game with 22-21 victory over Miami Dolphins in front of San Diego-record home crowd of 63,381 fans, win moved Chargers to AFC title court for only third time in team history and first time since 1962. Dan Marino threw three first-half touchdown passes and Dolphins led 21-6 at half. San Diego's offense came alive and dominated third quarter. Chargers took opening drive of second half and marched 15 plays to Dolphins' one-yard line before losing ball on downs. But on Miami's first play from scrimmage, Reuben Davis stopped Bernie Parmelee in end zone for safety to make score 21-6. San Diego took ensuing kick and Natrone Means finished 54-yard drive with 24-yard scoring run, breaking several tackles along way and Dolphin lead was trimmed to 21-6. Means traded possessions through fourth quarter before Stan Humphries hit Mark Bray for what would be game-winning touchdown. But before that could happen, Marino moved Dolphins to San Diego's 30-yard line with 35 seconds left and positioned Pete Stoyanovich for 49-yard field goal attempt, but kick sailed wide right. San Diego dominated game's time of possession, controlling ball 39:20 compared to Miami's 20:40. Another factor was San Diego's running game, which rolled up 212 of team's 456 total yards. Means rushed for personal best 139 yards and Humphries completed 20 of 26 attempts in second half.

Score by Quarters

Miami Dolphins
San Diego Chargers

Q1	Q2	Q3	Q4	Total
7	14	0	0	21
0	6	9	7	22

TM Qtr Time

MIA 1 2:24
SD 2 10:36
MIA 2 7:21
SD 2 2:47
MIA 2 2:27
SD 3 6:54
SD 3 2:42
SD 4 2:35

Play Description (PAT & Drive)

Jackson 8 yd pass from Marino (Stoyanovich kick) (9-79, 3:55)
Carney 20 yd field goal (15-72, 6:48)
Jackson 9 yd pass from Marino (Stoyanovich kick) (6-52, 3:15)
Carney 21 yd field goal (9-70, 4:34)
Williams 16 yd pass from Marino (Stoyanovich kick) (9-70, 2:20)
SD 3 6:54 Parmelee tackled by R. Davis for Safety
SD 3 2:42 Means 24 yd run (Carney kick) (8-54, 4:12)
SD 4 2:35 Bray 8 yd pass from Humphries (Carney kick) (10-61, 2:41)

Attendance - 63,381

Team Statistics

TOTAL FIRST DOWNS
Rushing
Passing
Penalty
GRD DOWN EFF
TOTAL NET YARDS
Total Plays
Average / Play
NET YARDS RUSHING
Total Plays
Average / Play
NET YARDS PASSING
Sacked - Yards Lost
Gross Yards
ATT-COMP-INT
Avg / Play

MIA	SD	PUNTS No. and Avg.	MIA	SD
17	29	5-45.2	2-45.2	2-43.5
2	12	Blocked	0	0
12	15	TOTAL RETURN YARDS	140	102
3	1	Punt Returns	134	234
9-17-50%	9-17-53%	Kickoff Returns	5-102	5-88
282	466	Interception Returns	234	0-0
47	85	PENALTIES No. and Yds	7-47	5-67
6.0	5.5	FUMBLES No. and Lost	1-0	2-1
26	202	TOUCHDOWNS	3	2
6	40	Rushing	0	1
3.3	5.1	Passing	3	1
256	264	EXTRA POINTS	3-3	2-2
1-6	2-12	FIELD GOALS	0-1	2-2
262	276	FINAL SCORE	21	22
39-24-0	43-29-2	TIME OF POSS	20:40	39:20
6.6	5.9			

MIAMI

Rushing
Parmelee
Craver

No	Yds	Av	Lg	TD
7	16	2.3	13	0
1	10	10.0	10	0

SAN DIEGO

Rushing
Means
Blenley
Culver
Hammon
Jefferson
Humphries

No	Yds	Av	Lg	TD
24	139	5.8	24	1
4	33	8.3	17	0
6	14	2.3	6	0
3	12	4.0	6	0
3	3	3.0	3	0
2	1	0.5	2	0

Passing

Marino

A	C	Yds	S-I	TD	Lg	Int	Rt
38	24	282	1-6	3	31	103	0

Receiving

Jackson
Fryer
McCluffie
Craver
Parmelee
Williams
Saxon

No	Yds	Av	Lg	TD
8	108	13.6	31	2
5	70	14.0	24	0
5	46	9.2	13	0
2	8	4.0	5	0
2	8	4.0	5	0
1	16	16.0	16	1
1	5	5.0	5	0

INT

Smith
Stewart

No	Yds	Av	Lg	TD
1	14	14.0	14	0
0	0	0.0	0	0

Passing

Hammon
Jefferson

A	C	Yds	S-I	TD	Lg	Int	Rt
43	28	276	2-12	1	18	2	715

Punting

Kidd

No	Yds	Av	TD	Int	Lg	TD
5	226	45.2	2	59	None	0

Punt Ret

Wagner

No	Yds	Av	TD	Int	Lg	TD
2	87	43.5	0	1	51	0

Punt Ret

McCluffie

No	Yds	Av	FC	Lg	TD
1	14	14.0	1	14	0

KO Ret

McCluffie
Spikes
Williams

No	Yds	Av	Lg	TD
3	87	29.0	42	0
1	18	18.0	18	0
1	7	7.0	7	0

KO Ret

Coleman
Hammon
Blenley

No	Yds	Av	Lg	TD
3	57	19.0	21	0
1	18	18.0	18	0
1	13	13.0	13	0

1992 AFC Divisional Playoffs

Miami Dolphins 31, San Diego Chargers 0

Sunday, Jan. 10, 1993 - Joe Robbie Stadium (Miami, FL)



The Chargers history-making season ended with 31-0 loss to Miami Dolphins in Joe Robbie Stadium. Intermitent downpours and soggy field slowed both teams early as each squad was forced to punt on their first four series; second quarter proved disastrous for San Diego. Stan Humphries was intercepted three times with each leading to Dolphins touchdown and 21-0 halftime lead for Miami. San Diego also suffered fumbled snap on punt attempt in period. Chargers could not get on track in second half either, as Miami chalked up 10 more points and forced two more San Diego turnovers. Chargers' defense was on field most of game (37:08). Junior Seau recorded personal best 19 tackles. Dolphins special teams put Chargers in poor field position on several occasions, including punts, which pinned San Diego's offense back on its own five, six, four and five-yard lines.

Score by Quarters	Q1	Q2	Q3	Q4	Total
San Diego Chargers	0	0	0	0	0
Miami Dolphins	0	21	0	10	31

Tm	Qtr	Time	Play Description (PAT & Drive)	SD	MIA
MIA	2	6:30	Paige 1 yd pass from Marino (Stoyanovich kick) (9-48, 5:00)	0	7
MIA	2	1:45	Jackson 9 yd pass from Marino (Stoyanovich kick) (2-37, 0:13)	0	14
MIA	2	:27	Jackson 30 yd pass from Marino (Stoyanovich kick) (4-42, 0:27)	0	21
MIA	4	14:03	Stoyanovich 22 yd field goal (12-60, 7:00)	0	24
MIA	4	8:19	Craver 25 yd run (Stoyanovich kick) (6-53, 4:12)	0	31

Attendance — 72,625

Team Statistics	SD	MIA	SD	MIA
TOTAL FIRST DOWNS	10	18	7-46:3	8-41:0
Rushing	3	9	Blocked	0
Passing	7	9	TOTAL RETURN YARDS	143
Penalty	0	0	Punt Returns	17
GRD DOWN EFF	3-15, 20%	7-17, 41%	Kickoff Returns	6-136
TOTAL NET YARDS	202	324	Interception Returns	0-0
Total Plays	62	89	PENALTIES No. and Yds	4-39
Average / Play	3.3	4.7	FUMBLES No. and Lost	3-1
NET YARDS RUSHING	70	157	TOUCHDOWNS	0
Total Plays	18	40	Rushing	0
Average / Play	4.4	3.9	Passing	0
NET YARDS PASSING	132	167	Returns	0
Sacked - Yards Lost	1-9	0-0	EXTRA POINTS	0-0
Gross Yards	140	167	FIELD GOALS	0-0
ATT-COMP-INT	45-18-4	29-17-0	FINAL SCORE	0
Avg. / Play	2.9	5.8	TIME OF POSSE	22:52

SAN DIEGO

Rushing	No	Yds	Avg	Lg	TD	Rushing	No	Yds	Avg	Lg	TD
Bleniemy	4	26	6.5	14	0	Craver	8	72	9.0	25	1
Butts	7	25	3.6	10	0	Humphrey	23	71	3.1	15	0
Humphries	1	10	10.0	10	0	Parmalee	5	18	3.6	6	0
Hammon	4	9	2.3	4	0	Clayton	1	0	0.0	0	0
						Mitchell	1	-1	-1.0	-1	0
						Saxon	2	-3	-1.5	0	0

Passing	A	C	Yds	S-L	TD	Lg	Int	Rt	Passing	A	C	Yds	S-L	TD	Lg	Int	Rt
Humphries	44	18	140	1-8	0	18	4	11.6	Marino	29	17	167	0-0	3	30	0	103.4
Kidd	1	0	0-0	0	0	0	0	39.6									

Receiving	No	Yds	Avg	Lg	TD	Receiving	No	Yds	Avg	Lg	TD
Hammon	9	73	8.1	18	0	Paige	5	14	2.8	4	1
Walker	3	33	11.0	14	0	Jackson	4	53	13.3	30	2
Lewis	2	12	6.0	6	0	Humphrey	4	30	7.5	20	0
A. Miller	2	12	6.0	6	0	Duper	3	57	19.0	28	0
Jefferson	1	10	10.0	10	0	Craver	1	13	13.0	13	0
Butts	1	0	0.0	0	0						

INT	No	Yds	Avg	Lg	TD	INT	No	Yds	Avg	Lg	TD
None						Vincent	2	2	1.0	2	0
						Oliver	1	21	21.0	21	0
						Cox	1	7	7.0	7	0

Punting	No	Yds	Avg	TB	ICD	Lg	Punting	No	Yds	Avg	TB	ICD	Lg
Kidd	7	324	46.3	2	0	55	Roby	8	328	41.0	1	4	51

Punt Ret	No	Yds	Avg	FC	Lg	Punt Ret	No	Yds	Avg	FC	Lg	TD	
Lewis	1	7	7.0	2	7	0	Miller	5	45	9.0	0	12	0

KO Ret	No	Yds	Avg	Lg	TD	KO Ret	No	Yds	Avg	Lg	TD	
Lewis	4	11	2.78	38	0	Lewis	4	35	8.8	0	14	0
Bleniemy	1	14	14.0	14	0	Byrd	0	0	0.0	3	0	0
Pupuru	1	11	11.0	11	0	Craver	1	18	18.0	18	0	

1992 AFC Wild Card Playoffs

San Diego Chargers 17, Kansas City Chiefs 0

Saturday, Jan. 2, 1993 - Jack Murphy Stadium (San Diego, CA)



San Diego defeated Kansas City Chiefs, 17-0, in AFC Wild Card playoffs in San Diego's Jack Murphy Stadium. It marked first shutout in history of Wild Card games. It was also first shutout by Chargers over Kansas City and first time Chiefs were shut out in non-strike game since 1985. Two defensive powerhouses battled to scoreless first half. Chargers gained 130 total yards to Chiefs' 122 yards in half, but were sacked four times for 47 yards in losses. San Diego scored first when Marion Butts dashed up middle career-long 54 yards to touchdown. On Chiefs' first play of their next possession, tipped pass by Blaise Winter was intercepted by Steve O'Neal to set up field goal. Up 10-0 in fourth quarter, Chargers put together 11-play, 91-yard drive and culminated series with five-yard scoring plunge by SteveHendrickson. Chargers gained 192 yards on ground, their second-most productive effort of season, defense harassed Chiefs passing game causing two interceptions and Sacking Dave Krieg seven times to tie, then high. Burt Grossman had two end-a-half sacks and O'Neal and Shaw led each two.

Score by Quarters	Q1	Q2	Q3	Q4	Total
Kansas City Chiefs	0	0	0	0	0
San Diego Chargers	0	0	10	7	17

Tm	Qtr	Time	Play Description (PAT & Drive)	KC	SD
SD	3	5:53	Butts 54 yd run (Carney kick) (4-74, 1:57)	0	7
SD	3	3:33	Carney 34 yd field goal (4-9, 2:03)	0	10
SD	4	4:57	Hendrickson 5 yd run (Carney kick) (11-91, 5:32)	0	17

Attendance — 60,681

Team Statistics	KC	SD	KC	SD
TOTAL FIRST DOWNS	17	18	PUNTS No. and Avg.	8-45:0
Rushing	5	8	Blocked	0
Passing	10	7	TOTAL RETURN YARDS	72
Penalty	2	3	Punt Returns	2.5
GRD DOWN EFF	4-14, 29%	5-13, 38%	Kickoff Returns	1.5
TOTAL NET YARDS	251	342	Interception Returns	0-0
Total Plays	60	63	PENALTIES No. and Yds	7-62
Average / Play	4.2	5.4	FUMBLES No. and Lost	2-1
NET YARDS RUSHING	61	182	TOUCHDOWNS	0
Total Plays	19	35	Rushing	0
Average / Play	3.2	5.5	Passing	0
NET YARDS PASSING	190	150	Returns	0
Sacked - Yards Lost	7-43	5-49	EXTRA POINTS	0-0
Gross Yards	233	189	FIELD GOALS	0-0
ATT-COMP-INT	34-16-2	23-14-0	FINAL SCORE	0
Avg. / Play	4.6	5.4	TIME OF POSSE	30:14

KANSAS CITY

Rushing	No	Yds	Avg	Lg	TD	Rushing	No	Yds	Avg	Lg	TD
Williams	12	35	2.9	8	0	Butts	15	109	7.9	54	1
McNair	3	18	6.0	6	0	Bleniemy	13	38	2.9	6	0
Krieg	2	4	2.0	3	0	Hammon	4	27	6.8	10	0
Word	2	4	2.0	3	0	Hendrickson	1	5	5.0	5	1
						Bernshine	1	3	3.0	3	0
						Humphries	1	0	0.0	0	0

Passing	A	C	Yds	S-L	TD	Lg	Int	Rt	Passing	A	C	Yds	S-L	TD	Lg	Int	Rt
Krieg	34	16	233	7-43	0	28	2		Humphries	23	14	199	5-49	0	44	0	

Receiving	No	Yds	Avg	Lg	TD	Receiving	No	Yds	Avg	Lg	TD
Grider	4	79	19.8	24	0	Hammon	4	21	5.3	9	0
McNair	4	35	8.8	13	0	Walker	3	60	20.0	33	0
Devis	3	30	10.0	13	0	Hammon	2	58	29.0	44	0
Hargain	2	46	23.0	24	0	Miller	2	17	8.5	9	0
M. Smith	1	28	28.0	28	0	Butts	2	17	8.5	9	0
Williams	1	11	11.0	11	0	Lewis	1	39	39.0	39	0
Cash	1	5	5.0	5	0	Brennan	1	8	8.0	8	0
						Bleniemy	1	-4	-4.0	-4	0

INT	No	Yds	Avg	Lg	TD	INT	No	Yds	Avg	Lg	TD
None						Carrington	1	40	40.0	40	0
						O'Neal	1	3	3.0	3	0

Punting	No	Yds	Avg	TB	ICD	Lg	Punting	No	Yds	Avg	TB	ICD	Lg
Banker	8	360	45.0	0	4	54	Kidd	6	265	44.2	0	5	53

Punt Ret	No	Yds	Avg	FC	Lg	Punt Ret	No	Yds	Avg	FC	Lg	TD	
Carter	1	1	1.0	1	1	0	Lewis	4	35	8.8	0	14	0
Mincy	1	4	4.0	1	4	0	Byrd	0	0	0.0	3	0	

KO Ret	No	Yds	Avg	Lg	TD
None					

1982 AFC Divisional Playoffs

Miami Dolphins 34, San Diego Chargers 13

Sunday, Jan. 16, 1983 - Orange Bowl (Miami, FL)



San Diego and Miami met for second straight year in playoffs with Dolphins turning outcome around, winning 34-13. Game matched San Diego, with league's top offense averaging 450.4 yards game, versus Miami and NFL's top defense, allowing 256.9 yards game. Miami took 24-0 lead in second quarter as San Diego did year before in first quarter. San Diego tightened score on 28-yard touchdown pass from Dan Fouts to Charlie Joiner and one-yard touchdown run by Chuck Muncie, but it wasn't enough as Dolphins marched on to victory.

Score by Quarters	Q1	Q2	Q3	Q4	Total
San Diego Chargers	0	13	0	0	13
Miami Dolphins	7	20	0	7	34

Tm	Qtr	Time	Play Description (PAT & Drive)	SD	MIA
MIA	1	6:52	Moore 3 yd pass from Woodley (Von Schamann kick) (5-26, 2:53)	0	7
MIA	2	1:28	Franklin 3 yd run (Von Schamann kick) (3-8, 5:56)	0	14
MIA	2	4:31	Lee 6 yd pass from Woodley (Von Schamann kick) (7-23, 2:53)	0	21
MIA	2	7:16	Von Schamann 24 yd field goal (7-30, 2:32)	0	24
SD	2	11:14	Joiner 28 yd pass from Fouts (kick failed) (3-28, 0:21)	6	24
MIA	2	13:55	Von Schamann 23 yd field goal (7-10, 2:44)	6	27
SD	2	14:38	Muncie 1 yd run (Benischnke kick) (5-76, 0:43)	13	27
MIA	4	:42	Woodley 7 yd run (Von Schamann kick) (8-62, 0:42)	13	34

Attendance - 71,383

Team Statistics	SD	MIA	SD	MIA	
TOTAL FIRST DOWNS	17	29	PLUNTS No. and Avg.	4-4.3	3-40.3
Rushing	5	15	Blocked	0	0
Passing	9	11	TOTAL RETURN YARDS	127	98
Penalty	3	3	Punt Returns	3-6	2-4
3RD DOWN EFF.	4-11 37%	7-14 50%	Kickoff Returns	7-93	3-40
TOTAL NET YARDS	241	413	Interception Returns	1-8	5-54
Total Plays	54	80	PENALTIES No. and Yds	7-62	6-70
Average / Play	4.5	5.2	FUMBLES No. and Lost	3-2	2-4
NET YARDS RUSHING	73	214	TOUCHDOWNS	2	4
Total Plays	17	56	Rushing	1	2
Average / Play	4.3	3.8	Passing	1	2
NET YARDS PASSING	168	199	Returns	0	0
Sacked - Yards Lost	3-23	1-6	EXTRA POINTS	1-2	4-4
Gross Yards	191	215	FIELD GOALS	0-0	2-2
AT-COMP-INT	34-15-5	23-8-1	FINAL SCORE	13	34
Avg. / Play	4.5	8.3	TIME OF POSS.	19:14	40:46

SAN DIEGO

MIAMI

Rushing	No	Yds	Avg	Lg	TD	Rushing	No	Yds	Avg	Lg	TD
Muncie	12	56	4.7	16	1	Franklin	23	96	4.2	11	1
Brooks	3	9	3.0	5	0	Nathan	19	83	4.7	13	0
CapPELLATI	1	5	5.0	5	0	Bennett	7	14	2.0	12	0
Fouts	1	3	3.0	3	0	Woodley	3	14	4.7	7	1

Passing	A	C	Yds	S-L	TD	Lg	INT	Rt	Passing	A	C	Yds	S-L	TD	Lg	INT	Rt
Fouts	34	15	191	3-23	1	28	5	32.5	Vigorno	22	17	195	1-16	2	53	1	114.8
									Jensen	1	2	0-0	0-0	0	20	0	118.9

Receiving	No	Yds	Avg	Lg	TD	Passing	A	C	Yds	S-L	TD	Lg	INT	Rt
Muncie	6	53	8.8	18	0	Nathan	8	55	6.9	10	0	0	0	0
Chandler	2	39	19.0	22	0	Nathan	1	1	20	0-0	0	20	0	118.9
Brooks	2	25	12.5	14	0									
Siewers	2	21	10.5	16	0	Receiving	No	Yds	Avg	Lg	TD			
Joiner	1	29	29.0	29	1	Nathan	8	55	6.9	10	0			
Winslow	1	19	19.0	19	0	Hardy	3	45	15.0	20	0			
Holohan	1	8	8.0	8	0	Cefalo	2	69	34.5	53	0			
						Vigorno	2	22	11.0	17	0			

INT	No	Yds	Avg	Lg	TD	INT	No	Yds	Avg	Lg	TD
Fox	1	18	18.0	18	0	Harris	1	15	15.0	15	0
						Lee	1	6	6.0	6	1
						Moore	1	3	3.0	3	1

Punting	No	Yds	Avg	TD	INT	No	Yds	Avg	Lg	TD	
Buford	4	165	41.3	1	0	Small	1	16	16.0	16	0
						G. Blackwood	2	19	19.0	19	0
						McNeal	1	20	20.0	20	0
						L. Blackwood	1	-1	-1.0	-1	0

Punt Ret	No	Yds	Avg	FC	Lg	TD	Punting	No	Yds	Avg	TD
Brooks	3	16	5.3	0	10	0	Brooks	3	121	40.3	0
							Joiner	0	0	0.0	0
							Drosz	0	0	0.0	0

KO Ret	No	Yds	Avg	Lg	TD	Punt Ret	No	Yds	Avg	FC	Lg	TD
Brooks	5	78	15.6	24	0	Vigorno	2	4	2.0	0	6	0
Siewers	1	15	15.0	15	0	Kozlowski	0	0	0.0	1	0	0
Bauer	1	0	0.0	0	0							

KO Ret	No	Yds	Avg	Lg	TD	KO Ret	No	Yds	Avg	Lg	TD
Walker	2	28	14.0	17	0	Walker	2	28	14.0	17	0
Hill	1	12	12.0	12	0	Hill	1	12	12.0	12	0

1982 AFC Wild Card Playoffs

San Diego Chargers 31, Pittsburgh Steelers 28

Sunday, Jan. 9, 1983 - Three Rivers Stadium (Pittsburgh, PA)



The Chargers, fifth-seeded AFC team in Super Bowl Tournament, played opening round of playoffs on road for first time, facing AFC's fourth-seeded team, Pittsburgh. After falling behind 14-3 in first quarter, Chargers took 17-14 lead at halftime on 18-yard yard Brooks touchdown run and 10-yard scoring pass from Dan Fouts to Eric Stevers. With 14:01 remaining in game, Fouts threw eight-yard touchdown strike on fourth down to Kellen Winslow to move San Diego within four points at 28-24. And with 3:59 left to play, San Diego mounted its game-winning drive and Fouts hit Winslow on charges' offense as he carried 12 yards for touchdown and victory, workhorse of Chargers' offense was Chuck Muncie, who gained 125 yards on 25 attempts. It was Muncie's third-straight 100 yard performance and second-straight against league's number one rated run defense. Fouts threw for 333 yards against Steelers, his fifth career 300-yard effort in playoffs.

Score by Quarters	Q1	Q2	Q3	Q4	Total
San Diego Chargers	3	14	0	14	31
Pittsburgh Steelers	14	0	7	7	28

Tm	Qtr	Time	Play Description (PAT & Drive)	SD	PIT
PIT	1	:12	Ruff receivers Brooks fumble of kickoff in end zone (Anderson kick)	0	7
SD	1	4:50	Benischnke 25 yd field goal (11-9, 4:21)	3	7
PIT	1	10:06	Bradshaw 1 yd run (Anderson kick) (9-7, 5:06)	3	14
SD	2	:06	Brooks 18 yd run (Benischnke kick) (11-80, 4:53)	10	14
SD	2	14:32	Stevers 10 yd pass from Fouts (Benischnke kick) (7-64, 1:18)	17	14
PIT	3	4:48	Cunningham 2 yd pass from Bradshaw (Anderson kick) (8-74, 4:40)	17	21
PIT	4	5:00	Stallworth 9 yd pass from Bradshaw (Anderson kick) (10-86, 6:37)	17	28
SD	4	6:18	Winslow 9 yd pass from Fouts (Benischnke kick) (5-23, 2:59)	24	28
SD	4	14:00	Winslow 2 yd pass from Fouts (Benischnke kick) (8-64, 2:56)	31	28

Attendance - 53,546

Team Statistics	SD	PIT	SD	PIT	
TOTAL FIRST DOWNS	29	26	PLUNTS No. and Avg.	1-48.0	2-32.5
Rushing	6	6	Blocked	0	0
Passing	19	19	TOTAL RETURN YARDS	79	102
Penalty	4	1	Punt Returns	0-0	1-12
3RD DOWN EFF.	9-14 64%	6-12 50%	Kickoff Returns	3-36	5-80
TOTAL NET YARDS	479	422	Interception Returns	2-43	0-0
Total Plays	71	62	PENALTIES No. and Yds	6-51	6-64
Average / Play	6.7	6.8	FUMBLES No. and Lost	3-2	1-0
NET YARDS RUSHING	146	97	TOUCHDOWNS	4	4
Total Plays	29	23	Rushing	1	1
Average / Play	5.0	4.2	Passing	3	2
NET YARDS PASSING	333	325	Returns	0	1
Sacked - Yards Lost	0-0	0-0	EXTRA POINTS	4-4	4-4
Gross Yards	333	325	FIELD GOALS	11	0
AT-COMP-INT	42-21-0	39-29-2	FINAL SCORE	31	28
Avg. / Play	7.9	8.3	TIME OF POSS.	30:23	29:37

SAN DIEGO

PITTSBURGH

Rushing	No	Yds	Avg	Lg	TD	Rushing	No	Yds	Avg	Lg	TD
Muncie	25	126	5.0	17	0	Harris	10	35	3.5	7	0
Brooks	5	20	6.7	18	1	Pollard	9	47	5.2	18	0
CapPELLATI	1	0	0.0	0	0	Hawthorne	2	3	1.5	2	0
						Bradshaw	2	12	6.0	11	1

Passing	A	C	Yds	S-L	TD	Lg	INT	Rt	Passing	A	C	Yds	S-L	TD	Lg	INT	Rt
Fouts	42	27	333	0-0	3	33	0	112.5	Bradshaw	39	29	325	0-0	2	40	2	92.4

Receiving	No	Yds	Avg	Lg	TD	Receiving	No	Yds	Avg	Lg	TD
Winslow	9	124	13.8	33	0	Harris	11	71	6.5	17	0
Joiner	7	102	14.6	30	2	Harris	8	116	14.5	22	1
Brooks	5	69	13.8	18	0	Stallworth	8	116	14.5	22	1
Siewers	2	17	8.5	10	1	Cunningham	5	55	11.0	18	1
Muncie	1	12	12.0	12	0	Pollard	2	29	14.5	20	0
Fitzkee	1	8	8.0	8	0	Smith	1	40	40.0	40	0
Brooks	1	4	4.0	4	0	Swann	1	14	14.0	14	0
CapPELLATI	1	-2	-2.0	-2	0						

INT	No	Yds	Avg	Lg	TD	INT	No	Yds	Avg	Lg	TD
Laird	1	35	35.0	35	0	None					
Allen	1	8	8.0	8	0						

Punting	No	Yds	Avg	TD	INT	Punting	No	Yds	Avg	TD	
Buford	1	49	49.0	0	0	Goodson	2	65	32.5	0	1

Punt Ret	No	Yds	Avg	FC	Lg	TD	Punt Ret	No	Yds	Avg	FC	Lg	TD
Brooks	0	0	0.0	1	0	0	Woods	1	12	12.0	0	12	0

KO Ret	No	Yds	Avg	Lg	TD	KO Ret	No	Yds	Avg	Lg	TD
Brooks	3	36	12.0	36	0	Abercrombie	4	72	18.0	24	0
						Pollard	1	18	18.0	18	0

NFL HONORS

PRO FOOTBALL HALL OF FAME

- 1978 — Lance Alworth, WR, 1962-1970
 1979 — Ron Mix, T, 1960-69
 1983 — Sid Gilman, Head Coach, 1960-69, 1971
 1993 — Dan Fouts, QB, 1973-1987
 1995 — Kellen Winslow, TE, 1979-1987
 1996 — Charlie Joiner, WR, 1976-1986
 2008 — Fred Dean, DE, 1975-81

NFL COACH OF YEAR

- 1992 — Bobby Ross (PFWA, Pro Football Weekly, Football News, Football Digest)
 1994 — Bibb Ross (Sports Illustrated)
 2004 — Marty Schottenheimer (AP, PFWA, Pro Football Weekly, Maxwell Football Club)

APG COACH OF YEAR

- 1979 — Dan Conwell (PFWA)
 1992 — Bobby Ross (UPI)

NFL EXECUTIVE OF YEAR

- 1979 — John Sanders (Sporting News)
 2004 — A.J. Smith (PFWA, Pro Football Weekly)

NFL MOST VALUABLE PLAYER

- 1982 — Dan Fouts (NEA, PFWA, College and Pro Football Newsweekly)
 2006 — LaDainian Tomlinson (AP, CBS SportsLine.com, Dallas Morning News, PFWA, Pro Football Weekly)

NFL PLAYER OF YEAR

- 1979 — Dan Fouts (Football Digest)
 2006 — LaDainian Tomlinson (Maxwell Football Club, Sporting News, Sports Illustrated)

NFL MAN OF YEAR

- 1971 — John Hadl
 1983 — Rolf Benirschke
 1994 — Junior Seau
 2006 — LaDainian Tomlinson

APG PLAYER OF YEAR

- 1979 — Dan Fouts (UPI, Sporting News)

APG MOST VALUABLE PLAYER

- 1992 — Dan Fouts (UPI)

NFL OFFENSIVE PLAYER OF YEAR

- 1992 — Dan Fouts (AP Pro Football Weekly)
 2006 — LaDainian Tomlinson (AP, CBS SportsLine.com, Dallas Morning News, PFWA, Pro Football Weekly)

NFL DEFENSIVE PLAYER OF YEAR

- 1992 — Junior Seau (UPI, Football Digest)
 1998 — Junior Seau (Football Digest)

NFL ROOKIE OF YEAR

- 1974 — Don Woods (Newspaper Enterprise Assoc., Football News, Pro Football Weekly)
 2005 — Shawne Merriman (Sporting News)
 2013 — Keenan Allen (Sporting News, Pepsi Next)

NFL OFFENSIVE ROOKIE OF YEAR

- 1974 — Don Woods (AP Football Digest)
 2013 — Keenan Allen (PFWA, Sports Illustrated, CBSSports.com)

NFL DEFENSIVE ROOKIE OF YEAR

- 1986 — Leslie O'Neal (AP Pro Football Weekly)*
 2005 — Shawne Merriman (AP PFWA, Pro Football Weekly)
 *shared award with Miami's John Offerdahl

APG ROOKIE OF YEAR

- 1974 — Don Woods (UPI, Sporting News)

NFL COMEBACK PLAYER OF YEAR

- 2004 — Drew Brees (AP)
 2013 — Philip Rivers (AP, PFWA)

NFL MOST IMPROVED PLAYER

- 2004 — Drew Brees (PFWA, Pro Football Weekly)

NFL OUTSTANDING BLOCKER AWARD

- 1971 — Walt Sweeney (National 1000 Yard Club Foundation)

NFL RUNNING BACK OF YEAR

- 2006 — LaDainian Tomlinson (NFL Alumni Assoc.)

ALL-AFL SELECTIONS

- 1960 — Dick Harris, Jack Kemp, Paul Lowe, Ron Mix, Volney Peters
 1961 — Chuck Allen, Earle Faison, Dick Harris, Charlie McNeil, Ron Mix
 1962 — Dave Koscarek, Ron Mix
 1963 — Lance Alworth, Earle Faison, Keith Lincoln, Ron Mix, Tobin Rote
 1964 — Lance Alworth, Earle Faison, Keith Lincoln, Ron Mix
 1965 — Lance Alworth, Earle Faison, Ernie Ladd, Paul Lowe
 1966 — Lance Alworth, Ron Mix
 1967 — Lance Alworth, Ron Mix, Walt Sweeney
 1968 — Lance Alworth, Ron Mix, Walt Sweeney
 1969 — Lance Alworth

AFL ALL-TIME TEAM (FIRST-TEAM)

- 1970 — Lance Alworth, Paul Lowe, Ron Mix (Selected by Pro Football Hall of Fame)

AFL ALL-TIME TEAM (SECOND-TEAM)

- 1970 — Sid Gilman, Miller Farr, Ken Graham, Dave Koscarek, Bob Scarpitti, Walt Sweeney (Selected by Pro Football Hall of Fame)

ALL-NFL FIRST-TEAM SELECTIONS

- 1970 — Walt Sweeney (Newspaper Enterprise Assoc.)
 1977 — Louie Kelcher (NEA)
 1978 — Louie Kelcher (AP, NEA, PFWA)
 Russ Washington, T (NEA)
 1979 — Dan Fouts (AP, PFWA, UPI, Pro Football Weekly)
 John Jefferson (AP, NEA, PFWA, Football Digest)
 1980 — Fred Dean (AP, College and Pro Football Newsweekly, Football Digest, Pro Football Weekly)
 John Jefferson (AP, NEA, PFWA, Pro Football Weekly, Sporting News, College and Pro Football Newsweekly, Football Digest)
 Gary Johnson (AP, NEA, PFWA, Sporting News, Pro Football Weekly, Football Digest)
 Charlie Joiner (AP)
 Kellen Winslow (AP, NEA, PFWA, Pro Football Weekly, Sporting News, College and Pro Football Newsweekly, Football Digest)
 1981 — Gary Johnson (AP, PFWA, College and Pro Football Newsweekly)
 Kellen Winslow (AP, NEA, PFWA, Sporting News, Pro Football Weekly, College and Pro Football Newsweekly)
 1982 — Wes Chandler (AP, NEA, PFWA, College and Pro Football Newsweekly, Football Digest)
 Dan Fouts (AP, NEA, PFWA, College and Pro Football Newsweekly)
 Doug Wilkerson (AP, NEA, PFWA, Football Digest)
 Kellen Winslow (AP, NEA, PFWA, College and Pro Football Newsweekly, Football Digest)
 1985 — Dan Fouts (NEA)
 Lionel James (College and Pro Football Newsweekly)
 1989 — Bill Byrd (Sporting News)
 Leslie O'Neal (Football News)
 Lee Williams (Sporting News)
 1990 — Marion Butts (Football Digest),
 Gil Byrd (Football Digest)
 1991 — Junior Seau (NEA)
 1992 — Junior Seau (AP, NEA, PFWA, College and Pro Football Newsweekly, Pro Football Weekly, Sporting News, Football Digest)
 1993 — Junior Seau (AP, PFWA, Football Digest, Sporting News)
 1994 — John Carney (AP, College and Pro Football Newsweekly, Sporting News, USA Today)
 Leslie O'Neal (Football Digest)
 Junior Seau (AP, PFWA, College and Pro Football Newsweekly, Football Digest, Pro Football Weekly, Sporting News)
 1995 — Darren Bennett (AP, PFWA, College and Pro Football Newsweekly, Football Digest, Pro Football Weekly, Sporting News, American Football Quarterly)
 Dwayne Harper (Sports Illustrated)
 Junior Seau (PFWA, Football Digest, Pro Football Weekly, Sporting News, USA Today)
 1996 — Junior Seau (AP, Sporting News)
 1997 — Eric Metcalf (AP, College and Pro Football Newsweekly)
 1998 — Rodney Harrison (AP, Sports Illustrated, Pro Football Weekly, Sporting News, Football Digest)
 Junior Seau (AP, Pro Football Weekly, Sporting News, Football Digest)
 2000 — Junior Seau (AP)
 2001 — Rodney Harrison (Sporting News)
 Ronney Jenkins (College and Pro Football Newsweekly)
 2002 — Donnie Edwards (Football Digest)
 2003 — LaDainian Tomlinson (Sports Illustrated)
 2004 — Donnie Edwards (College and Pro Football Newsweekly, Football Digest, Sports Illustrated)
 Antonio Gates (AP, Football Digest, Pro Football Weekly, Sporting News, Sports Illustrated)
 Mike Soffres (Sports Illustrated)
 LaDainian Tomlinson (AP, College and Pro Football Newsweekly)

- 2005 — Antonio Gates (AP, PFWA, Pro Football Weekly, Sporting News, Sports Illustrated, USA Today Sports Weekly)
 Mike Goff (Sports Illustrated)
 Shawne Merriman (Sporting News, Sports Illustrated)
 LaDainian Tomlinson (Sporting News)
 Jamal Williams (AP, Sporting News)
 2006 — Kris Diament (ESPN.com)
 Antonio Gates (AP, ESPN.com, PFWA, Pro Football Weekly, Sporting News, Sports Illustrated, USA Today Sports Weekly)
 Mike Goff (Sports Illustrated)
 Marcus McNeill (USA Today Sports Weekly)
 Shawne Merriman (AP, ESPN.com, PFWA, Pro Football Weekly, Sporting News, Sports Illustrated, USA Today Sports Weekly)
 Lorenzo Neal (AP, ESPN.com, USA Today Sports Weekly)
 LaDainian Tomlinson (AP, ESPN.com, PFWA, Pro Football Weekly, Sporting News, Sports Illustrated, USA Today Sports Weekly)
 Jamal Williams (AP, PFWA, Pro Football Weekly, Sporting News, USA Today Sports Weekly)
 2007 — Antonio Cromartie (AP, PFWA, Pro Football Weekly, USA Today Sports Weekly)
 Shawne Merriman (USA Today Sports Weekly)
 Lorenzo Neal (AP)
 Kassim Osgood (PFWA, Pro Football Weekly)
 LaDainian Tomlinson (AP, PFWA, Pro Football Weekly, Sporting News, USA Today Sports Weekly)
 Antonio Gates (Sports Illustrated)
 Vincent Jackson (Sports Illustrated)
 Nate Keeling (AP, PFWA, Pro Football Weekly)
 Kassim Osgood (PFWA, Pro Football Weekly)
 2010 — Eric Weddle (AP, PFWA, Pro Football Weekly, Sporting News, Sports Illustrated)
 2012 — Eric Weddle (CBS Sports.com, PFWA, Pro Football Weekly)
 2013 — Eric Weddle (Sports Illustrated)

ALL-NFL SECOND-TEAM SELECTIONS

- 1978 — Charlie Joiner (NEA)
 1978 — John Jefferson (UPI)
 1979 — John Jefferson (UPI)
 1980 — Rolf Benirschke (AP)
 Dan Fouts (AP)
 Charlie Joiner (AP)
 Louie Kelcher (AP)
 Doug Wilkerson (UPI)
 1991 — Louie Kelcher (AP)
 1992 — Tim Fox (AP)
 Gary Johnson (AP)
 Chuck Muncie (UPI)
 Russ Washington (AP)
 1993 — Dan Fouts (UPI)
 1995 — Wes Chandler (Coll. & Pro FB Newsweekly)
 Dan Fouts (AP, UPI)
 Lionel James (UPI)
 Jim Lachey (UPI)
 1996 — Lee Williams (UPI)
 Billy Ray Smith (UPI)
 1997 — Chip Banks (UPI)
 Jim Lachey (AP)
 Ralf Majsiejenko (AP, NEA)
 Billy Ray Smith (UPI)
 Kellen Winslow (AP)
 1998 — Lee Williams (UPI)
 Ralf Majsiejenko (UPI)
 1999 — Anthony Miller (Coll. & Pro FB Newsweekly)
 1999 — Leslie O'Neal (Coll. & Pro FB Newsweekly)
 Lee Williams (AP, Coll. & Pro FB Newsweekly)
 1990 — Marion Butts (AP, Coll. & Pro FB Newsweekly)
 1991 — Junior Seau (Coll. & Pro FB Newsweekly)
 1992 — Gil Byrd (AP, Coll. & Pro FB Newsweekly)
 Anthony Miller (Coll. & Pro FB Newsweekly)
 Leslie O'Neal (NEA, Coll. & Pro FB Newsweekly)
 David Richards (NEA)
 1993 — Junior Seau (Coll. & Pro FB Newsweekly)
 1994 — John Carney (Football Digest),
 Leslie O'Neal (AP, Coll. & Pro FB Newsweekly)
 1995 — Dwayne Harper (Football Digest)
 Junior Seau (AP, Coll. & Pro FB Newsweekly)
 1996 — Tony Martin (AP, Football Digest)
 Junior Seau (Football Digest)
 1999 — Darren Bennett (Sports Illustrated)
 Junior Seau (AP, Coll. & Pro FB Newsweekly)
 2001 — Marcellus Wiley (Coll. & Pro FB Newsweekly)
 2002 — Donnie Edwards (AP)
 LaDainian Tomlinson (AP, Football Digest)



- 2003 — LaDainian Tomlinson (AP Football Digest)
- 2004 — Drew Brees (Coll. & Pro FB Newsweekly, Football Digest and Pro Football Weekly)
- Donnie Edwards (AP)
- Antonio Gates (Coll. & Pro FB Newsweekly)
- Mike Coff (Football Digest)
- Jamal Williams (AP, Football Digest)
- 2005 — Lorenzo Neal (AP)
- LaDainian Tomlinson (AP)
- 2006 — Nate Kaeding (AP)
- 2007 — Shawne Merriman (AP)
- 2008 — Kris Dielman (AP)
- 2009 — Kris Dielman (AP)
- Antonio Gates (AP)
- 2010 — Antonio Gates (AP)
- Eric Weddle (AP)
- 2012 — Eric Weddle (AP)
- 2013 — Eric Weddle (AP)

ALL-AFC SELECTIONS

- 1970 — Walt Sweeney (AP)
- 1971 — Walt Sweeney (AP,UPI)
- 1973 — Walt Sweeney (Sporting News)
- 1974 — Russ Washington (AP)
- 1977 — Louie Kelcher (UPI)
- 1978 — Louie Kelcher (UPI)
- 1979 — Fred Dean (AP)
- Dan Fouts (AP)
- John Jefferson (AP)
- Wilbur Young (UPI)
- 1980 — Fred Dean (Pro Football Weekly)
- John Jefferson (UPI, Pro Football Weekly)
- Gary Johnson (UPI, Pro Football Weekly)
- Louie Kelcher (Pro Football Weekly)
- Kellen Winslow (UPI, Pro Football Weekly)
- 1981 — James Brooks (Coll. & Pro FB Newsweekly)
- Dan Fouts (Coll. & Pro FB Newsweekly)
- Chuck Muncie (UPI, Coll. & Pro FB Newsweekly)
- Doug Wilkerson (UPI)
- Kellen Winslow (UPI, Coll. & Pro FB Newsweekly)
- 1982 — Rafi Benirschke (UPI)
- Wes Chandler (UPI)
- Dan Fouts (UPI)
- Doug Wilkerson (UPI)
- Kellen Winslow (UPI)
- 1984 — Earnest Jackson (Pro Football Weekly)
- 1985 — Lionel James (Football News)
- 1987 — Lionel James (Pro Football Weekly)
- Jim Lachey (UPI)
- Rafi Mojsiejenko (UPI and Football News)
- Kellen Winslow (UPI and Football News)
- 1989 — Anthony Miller (Pro Football Weekly)
- Leslie O'Neal (UPI, Pro Football Weekly)
- Lee Williams (UPI, Pro Football Weekly)
- 1990 — Marion Butts (UPI, Football News)
- Gill Byrd (Football News)
- 1991 — Gill Byrd (Football News, Pro Football Weekly)
- Nate Lewis (Pro Football Weekly)
- Junior Seau (Football News)
- 1992 — Gill Byrd (UPI)
- Anthony Miller (UPI)
- Leslie O'Neal (UPI)
- Junior Seau (UPI)
- 1993 — Anthony Miller (UPI, Football News)
- Junior Seau (UPI, Football News)
- 1994 — John Carney (UPI, Football News)
- Andre Coleman, (Football News)
- Darrien Gordon, (Football News)
- Leslie O'Neal (UPI, Football News)
- Junior Seau (UPI, Football News)
- 1995 — Darren Bennett (UPI, Football News)
- Junior Seau (UPI, Football News)
- 1996 — Darrien Gordon (Football News)
- Tony Martin (Football News)
- Junior Seau (UPI, Football News)
- 1998 — Rodney Harrison (Pro Football Weekly, Football News)
- Junior Seau (Pro Football Weekly, Football News)
- 1999 — Darren Bennett (Football News)
- 2001 — Rodney Harrison (Pro Football Weekly)
- Marcus Willey (Pro Football Weekly)
- 2004 — Antonio Gates (Pro Football Weekly)
- 2005 — Antonio Gates (Pro Football Weekly)
- Jamal Williams (Pro Football Weekly)
- Hank Miller (Pro Football Weekly)
- 2006 — Antonio Gates (PFWA, Pro Football Weekly)
- Nate Kaeding (PFWA, Pro Football Weekly)
- Shawne Merriman (PFWA, Pro Football Weekly)

- Kassim Osgood (PFWA, Pro Football Weekly)
- LaDainian Tomlinson (PFWA, Pro Football Weekly)
- Jamal Williams (PFWA, Pro Football Weekly)
- 2007 — Antonio Cromaric (PFWA, Pro Football Weekly)
- Antonio Gates (PFWA, Pro Football Weekly)
- Kassim Osgood (PFWA, Pro Football Weekly)
- LaDainian Tomlinson (PFWA, Pro Football Weekly)
- 2013 — Ryan Mathews (PFWA)
- 2013 — Eric Weddle (PFWA)

ALL-AFC WEST SELECTIONS

- 2013 — Keenan Allen (ESPN)
- 2013 — Nick Hardwick (ESPN)
- 2013 — Nick Novak (ESPN)
- 2013 — Eric Weddle (ESPN)
- 1974-ROOKIE SELECTIONS**
- 1974 — Don Woods (PFWA)
- 1975 — Gary Johnson (PFWA)
- Louie Kelcher (PFWA)
- 1976 — Don Maccek (PFWA)
- 1977 — Bob Rush (PFWA)
- 1978 — John Jefferson (PFWA)
- 1982 — Andre Young (PFWA)
- 1983 — Mike Green (PFWA)
- Danny Walters (PFWA)
- 1985 — Gary Anderson (PFWA)
- John Hendly (PFWA)
- Jim Lachey (PFWA)
- 1986 — Leslie O'Neal (PFWA, UPI)
- 1988 — David Richards (UPI)
- 1989 — Burt Crossman (PFWA, UPI)
- Courtney Hall (PFWA, UPI)
- 1990 — Leo Gooses (PFWA, UPI)
- Junior Seau (UPI)
- 1991 — Eric Moten (PFWA)
- Stanley Richard (PFWA)
- 1992 — Chris Mims (PFWA)
- 1993 — Darrien Gordon (PFWA)
- 1994 — Andre Coleman (PFWA, College and Pro Football Newsweekly, Football News, Pro Football Weekly)
- 1999 — Jason Perry (PFWA, Pro Football Weekly)
- 2001 — LaDainian Tomlinson (PFWA, Pro Football Weekly)
- 2003 — Jason Ball (PFWA, Pro Football Weekly)
- Quentin Jammer (PFWA, Pro Football Weekly)
- Ben Liber (PFWA, Pro Football Weekly)
- 2004 — Nate Kaeding (PFWA, Pro Football Weekly)
- Shane Oliveira (PFWA, Pro Football Weekly)
- 2005 — Luis Castillo (PFWA, Pro Football Weekly)
- Shawne Merriman (PFWA, Pro Football Weekly)
- 2006 — Marcus McNeill (PFWA, Pro Football Weekly)
- 2007 — Brandon Siler (PFWA, Pro Football Weekly)
- 2009 — Louis Vasquez (PFWA, Pro Football Weekly)
- 2012 — Kendall Reyes (ESPN)
- 2013 — Akeron Allen (PFWA)
- 2013 — D.J. Fluker (PFWA)

AMERICAN FOOTBALL LEAGUE ALL-STAR GAME

(STARTERS CAPITALIZED) - Year is year game played

- 1962 — Earle Faison, DICK HARRIS, BILL HUDSON, EMI KARAS, JACK KEMP, DAVE KODUREK, CHARLIE McNEIL, RON MIX, DICK NORTON, ERNIE WRIGHT, George Blair
- 1963 — REG CAROLAN, Earle Faison, EMIL KARAS, DAVE KODUREK, ERNIE LADD, Keith Lincoln, Paul Maguire, RON MIX, Don Norton, Bob Zeman
- 1964 — LANCE ALWORTH, Earle Faison, EMIL KARAS, ERNIE LADD, KEITH LINCOLN, RON MIX, TOBIN ROTTE, Chuck Allen, Paul Lowe, Ernie Wright
- 1965 — CHUCK ALLEN, LANCE ALWORTH, FRANK BUNCOM, Earle Faison, DAVE KODUREK, ERNIE LADD, KEITH LINCOLN, RON MIX, WALT SWEENEY, John Hadl
- 1966 — Earle Faison, KENNY GRAHAM, JOHN HADL, ERNIE LADD, PAUL LOWE, Lance Alworth, Frank Buncom, Leslie "Speedy" Duncan, Willie Frazier, Keith Lincoln, Ron Mix, Walt Sweeney, Ernie Wright
- 1967 — LANCE ALWORTH, RON MIX, Leslie "Speedy" Duncan, Willie Frazier, Jacque MacKinnon, Walt Sweeney, Dick Van Rasphorst
- 1968 — LANCE ALWORTH, FRANK BUNCOM, LESLIE "SPEEDY" DUNCAN, KENNY GRAHAM, RON MIX, WALT SWEENEY, Willie Frazier, Brad Hubbard, Dick Post, Rick Redman
- 1969 — LANCE ALWORTH, KENNY GRAHAM, JOHN HADL, JACQUE MacKINNON, RON MIX, WALT SWEENEY, Gary Garrison
- 1970 — LANCE ALWORTH, STEVE DeLONG, KENNY GRAHAM, JOHN HADL, DICK POST, WALT SWEENEY

AFC-NFC PRO BOWL

(STARTERS CAPITALIZED) Year is year game played

- 1971 — WALT SWEENEY, Gary Garrison
- 1972 — WALT SWEENEY, Gary Garrison
- 1973 — GARY GARRISON, DEACON JONES, John Hadl, Walt Sweeney
- 1975 — Russ Washington
- 1976 — Russ Washington
- 1977 — Charlie Joiner
- 1978 — Louie Kelcher, Russ Washington
- 1979 — LOUIE KELCHER, RUSS WASHINGTON, John Jefferson
- 1980 — FRED DEAN, DAN FOUTS, JOHN JEFFERSON, RUSS WASHINGTON, Gary Johnson, Charlie Joiner, Ed White
- 1981 — FRED DEAN, KELLEN WINSLOW, LOUIE KELCHER, JOHN JEFFERSON, GARY JOHNSON, Dan Fouts, Charlie Joiner, Doug Wilkerson
- 1982 — KELLEN WINSLOW, DOUG WILKERSON, GARY JOHNSON, Dan Fouts, Chuck Muncie
- 1983 — WES CHANDLER, DAN FOUTS, GARY JOHNSON, DOUG WILKERSON, KELLEN WINSLOW, Rafi Benirschke, Chuck Muncie
- 1984 — DAN FOUTS, Kellen Winslow, Wes Chandler
- 1985 — Earnest Jackson
- 1986 — DAN FOUTS, Wes Chandler
- 1987 — GARY ANDERSON
- 1988 — KELLEN WINSLOW, Jim Lachey, Rafi Mojsiejenko
- 1989 — LEE WILLIAMS
- 1989 — LEE WILLIAMS, Anthony Miller, Leslie O'Neal
- 1991 — MARION BUTTS, ANTHONY MILLER, LESLIE O'NEAL
- 1992 — BILL BYRD, JUNIOR SEAU, Marion Butts
- 1993 — BILL BYRD, ANTHONY MILLER, LESLIE O'NEAL, JUNIOR SEAU, Ronnie Hamon
- 1994 — ANTHONY MILLER, LESLIE O'NEAL, JUNIOR SEAU
- 1995 — NATRONE MEANS, LESLIE O'NEAL, JUNIOR SEAU, John Carney
- 1996 — JUNIOR SEAU, Darren Bennett, Leslie O'Neal
- 1997 — TONY MARTIN, JUNIOR SEAU
- 1998 — Eric Metcalf, Junior Seau
- 1999 — RODNEY HARRISON, JUNIOR SEAU
- 2000 — JUNIOR SEAU
- 2001 — JUNIOR SEAU, Darren Bennett
- 2002 — RODNEY HARRISON, MARCELLUS WILEY, RYAN McNEIL, Junior Seau
- 2003 — Antonio Gates, Junior Seau, LaDainian Tomlinson
- 2005 — ANTONIO GATES, LORENZO NEAL, JAMAL WILLIAMS, SHAWNE MERRIMAN, Hank Milligan, LaDainian Tomlinson
- 2006 — ANTONIO GATES, LORENZO NEAL, JAMAL WILLIAMS, SHAWNE MERRIMAN, Hank Milligan, LaDainian Tomlinson
- 2007 — MARCUS McNEIL, SHAWNE MERRIMAN, LORENZO NEAL, LADAINIAN TOMLINSON, JAMAL WILLIAMS, David Birm, Antonio Gates, Nick Hardwick, Nate Kaeding, Kassim Osgood, Philip Rivers*
- 2008 — ANTONIO GATES*, LORENZO NEAL, LADAINIAN TOMLINSON*, Antonio Cromaric, Kris Dielman, Marcus McNeil, Shawne Merriman, Philip Rivers*, Kassim Osgood, Jamal Williams*
- 2009 — KRIS DIELMAN, Antonio Gates*
- 2010 — ANTONIO GATES, Kris Dielman, Vincent Jackson, Nate Kaeding*, Kassim Osgood, Philip Rivers*
- 2011 — KRIS DIELMAN, ANTONIO GATES*, PHILIP RIVERS, Shaun Phillips
- 2012 — ANTONIO GATES, ERIC WEDDLE, Vincent Jackson, Ryan Mathews, Philip Rivers
- 2014 — ERIC WEDDLE, Philip Rivers

PRO BOWL PLAYER OF GAME

- 1982 — Dan Fouts and John Jefferson

MOST PRO BOWLS PLAYED

- 12 — Junior Seau (1991-2002)
- 6 — Dan Fouts (1980-84, 1986)
- Leslie O'Neal (1990-91, 1993-96)
- 5 — Antonio Gates (2005-07, 2010, 2012)
- LaDainian Tomlinson (2003-2008)
- Russ Washington (1975-76, 1979-80)
- Kellen Winslow (1991-94, 1986)
- 4 — Kris Dielman (2008-11)
- Gary Johnson (1980-83)
- Anthony Miller (1980-91, 1983-94)
- 3 — Wes Chandler (1983-84, 1986)
- Gary Garrison (1971-73)
- John Jefferson (1979-81)
- Charlie Joiner (1971, 1980-81)
- Louie Kelcher (1978-79, 1980)
- Shawne Merriman (2006-09)
- Lorenzo Neal (2006-08)
- Kassim Osgood (2007-08, 2010)
- Philip Rivers (2011, 2014)
- Walt Sweeney (1971-73)
- Doug Wilkerson (1989-93)
- 2 — Darren Bennett (1986, 2001)
- Marion Butts (1991-92)
- Gill Byrd (1992-93)
- Fred Dean (1980-81)

Rodney Harrison (1993, 2002)
 Vincent Jackson (2010, 2012)
 Marcus McNeill (2007-08)
 Chuck Muncie (1992-93)
 Eric Weddle (2012, 2014)
 Jamal Williams (2005-07)
 Lee Williams (1969-90)
 1 — Gary Anderson (1987)
 Rolf Benirschke (1983)
 David Birm (2007)
 Drew Brees (2005)
 John Carney (1995)
 Antonio Cromartie (2008)
 Donnie Edwards (2004)
 John Hadl (1973)
 Nick Hardwick (2007)
 Ronnie Harmon (1993)
 Earnest Jackson (1995)
 Deacon Jones (1973)
 Nate Kaeding (2007)
 Jim Lachey (1988)
 Tony Martin (1997)
 Ryan Mathews (2012)
 Ryan McNeil (2002)
 Natrone Means (1995)
 Eric Metcalf (1998)
 Hank Milligan (2005)
 Rafi Molsisejkenko (1988)
 Shaun Phillips (2011)
 Ed White (1960)
 Marcellus Wiley (2002)

AFG OFFENSIVE PLAYER OF WEEK

1984 — Dan Fouts (Week 6)
 1985 — Lionel James (Weeks 3, 10)
 Dan Fouts (Week 9)
 1986 — Charlie Joiner (Week 5)
 1987 — Dan Fouts (Week 8)
 1988 — Gary Anderson (Week 11)
 1990 — Marion Butts (Week 13)
 1991 — Rod Bernstein (Week 16)
 1992 — Rod Bernstein (Week 7)
 Stan Humphries (Week 8)
 1994 — Natrone Means (Week 5)
 Stan Humphries (Week 16)
 1995 — Tony Martin (Week 16)
 1996 — Stan Humphries (Week 4)
 1997 — Tony Martin (Week 5)
 Gary Brown (Week 6)
 2002 — LaDainian Tomlinson (Weeks 4, 13)
 2003 — LaDainian Tomlinson (Week 7)
 Doug Flutie (Week 10)
 2004 — Drew Brees (Week 8)
 2005 — LaDainian Tomlinson (Weeks 3, 6, 12)
 Drew Brees (Week 4)
 2006 — Philip Rivers (Week 6)
 LaDainian Tomlinson (Weeks 9, 11, 14, 15)
 2007 — Philip Rivers (Week 5)
 2008 — Philip Rivers (Week 14)
 2013 — Philip Rivers (Weeks 2, 4)

AFG DEFENSIVE PLAYER OF WEEK

1986 — Billy Ray Smith (Week 1)
 Jeff Dale (Week 10)
 1988 — Gil Byrd (Week 15)
 1989 — Gil Byrd (Week 3)
 Leslie O'Neal (Weeks 9, 16)
 1990 — Gil Byrd (Week 8)
 1991 — Billy Ray Smith (Week 12)
 1993 — Junior Seau (Week 3)
 Donald Frank (Week 5)
 1994 — Junior Seau (Week 1)
 1995 — Rodney Harrison (Week 2)
 Leslie O'Neal (Week 8)
 1996 — Junior Seau (Weeks 5, 10)
 1998 — Norman Hand (Week 7)
 1999 — Rodney Harrison (Week 5)
 2002 — Marcellus Wiley (Week 3)
 2004 — Drayton Florence (Week 13)
 Donnie Edwards (Week 14)
 2005 — Shawne Merriman (Week 15)
 2006 — Jamal Williams (Week 4)
 Shawne Merriman (Week 16)
 Antonio Cromartie (Week 10)
 Shawne Merriman (Week 13)
 J/les Tucker (Week 17)

2008 — Antonio Cromartie (Week 3)
 2010 — Shaun Phillips (Week 4)
 2011 — Antwan Barnes (Week 15)
 2012 — Donald Butler (Week 4)

AFG SPECIAL TEAMS PLAYER OF WEEK

1993 — John Carney (Weeks 1, 3)
 1994 — John Carney (Week 4)
 Damien Gordon (Week 13)
 Andre Coleman (Week 17)
 1995 — Andre Coleman (Week 3)
 1996 — John Carney (Weeks 1, 5)
 1997 — Eric Metcalf (Week 10)
 1998 — John Carney (Week 1)
 1999 — John Carney (Week 14)
 2000 — Ronney Jenkins (Week 2)
 John Carney (Week 13)
 2001 — Tim Dwight (Week 1)
 Wade Ritchey (Week 2)
 2007 — Mike Scifres (Week 6)
 Antonio Cromartie (Week 9)
 Darren Sproles (Week 10)
 2009 — Nate Kaeding (Week 17)
 2011 — Richard Goodman (Week 17)
 2012 — Michael Spurlock (Week 16)
 2013 — Nick Novak (Weeks 6, 16)

AFG OFFENSIVE PLAYER OF MONTH

1989 — Anthony Miller (November)
 1992 — Stan Humphries (October)
 1994 — Stan Humphries (September)
 Natrone Means (October)
 1995 — Tony Martin (December)
 2005 — LaDainian Tomlinson (November)
 2008 — Philip Rivers (December)
 2009 — Philip Rivers (December)
 2010 — Philip Rivers (October)

AFG DEFENSIVE PLAYER OF MONTH

1992 — Chris Mims (November)
 Leslie O'Neal (December)
 2001 — Ryan McNeil (September)
 2002 — Junior Seau (September)
 2007 — Antonio Cromartie (December)

AFG SPECIAL TEAMS PLAYER OF MONTH

1993 — John Carney (September)
 1994 — John Carney (October)
 Andre Coleman (December)
 1995 — Andre Coleman (September)
 1996 — John Carney (September)
 1997 — Greg Davis (October)
 Eric Metcalf (November)
 2001 — Ronney Jenkins (October)
 2008 — Darren Sproles (September)

NFL OFFENSIVE ROOKIE OF MONTH

2005 — Marcus McNeill (September)

AFG OFFENSIVE ROOKIE OF MONTH

2001 — LaDainian Tomlinson (September)

AFG DEFENSIVE ROOKIE OF MONTH

1997 — Paul Bradford (November)

FED EX GROUND NFL PLAYER OF YEAR

2006 — LaDainian Tomlinson

FED EX AIR NFL PLAYER OF YEAR

2003 — Doug Flutie (Week 10)
 2004 — Drew Brees (Weeks 8, 9)
 2005 — Drew Brees (Week 11)
 2006 — Philip Rivers (Week 6)
 2007 — Philip Rivers (Week 5)
 2008 — Philip Rivers (Weeks 3, 6)
 2013 — Philip Rivers (Week 12)

FED EX GROUND NFL PLAYER OF WEEK

2003 — LaDainian Tomlinson (Week 10)
 2004 — LaDainian Tomlinson (Week 14)
 2005 — LaDainian Tomlinson (Weeks 3, 4, 6, 9, 12)
 2006 — LaDainian Tomlinson (Weeks 1, 6, 9, 10, 11, 13, 14, 15)
 2007 — LaDainian Tomlinson (Week 13)
 Michael Turner (Week 5)
 2008 — LaDainian Tomlinson (Week 16)

OMC DEFENSIVE PLAYER OF WEEK

2007 — Antonio Cromartie (Week 10)

PEPSI NEXT NFL ROOKIE OF WEEK

2013 — Keenan Allen (Weeks 6, 12, 15, 17)
 D.J. Fluker (Week 7)

SAN DIEGO CHARGERS HONORS



CHARGERS RETIRED NUMBERS

- 1988 — Dan Fouts (number 14)
- 2005 — Lance Alworth (number 19)
- 2012 — Junior Seau (number 55)

CHARGERS HALL OF FAME

- 1976 — Frank Buncum,* LB, 1962-67
Emil Karas,* LB, 1960-64, 66
Bob Larcaba,* LB, 1960-61
Jacque MacKinnon,* TE, 1961-69
- 1977 — Lance Alworth, WR, 1962-70
- 1978 — Ron Mix, T, 1960-69
- 1979 — Paul Lowe, RB, 1960-68
- 1980 — Barron Hilton, Majority Owner, 1960-66
Keith Lincoln, RB, 1961-66, 1968
- 1981 — Ernie Ladd, DT, 1961-65
Walt Sweeney, G, 1963-73
- 1983 — John Hadl, QB, 1962-72
- 1984 — Chuck Allen, LB, 1961-69
- 1985 — Gary Garrison, WR, 1966-76
Sid Gillman, Head Coach, 1960-69, 1971
- 1986 — Earle Faison, DE, 1961-66
- 1993 — Dan Fouts, QB, 1973-87
Charlie Joiner, WR, 1976-86
- 1994 — Don Coryell, Head Coach, 1978-86
- 1995 — Leslie "Speedy" Duncan, CB, 1964-70
- 1995 — Kellen Winslow, TE, 1979-87
- 1995 — Russ Washington, T, 1968-82
- 1996 — George Peticicano, Minority Owner, 1961-present
- 1997 — Rolf Benirschke, K, 1977-86
- 1998 — Gill Byrd, QB, 1983-92
- 1998 — Gary "Big Hands" Johnson, DL, 1975-84
- 2000 — Doug Wilkerson, DL, 1971-84
- 2001 — Wes Chandler, WR, 1961-67
- 2002 — Stan Humphries, DB, 1992-97
Bobby Ross, Head Coach, 1992-96
- 2003 — Louie Kelcher, DT, 1975-83
- 2004 — Don Macek, C, 1976-85
Ed White, G, 1978-89
- 2008 — Fred Dean, DE, 1975-81
- 2011 — Junior Seau, LB, 1990-02
- 2012 — Darren Bennett, P, 1995-03

*Honorary Members (Inducted posthumously)

CHARGERS MOST VALUABLE PLAYER

- 1961 — Earle Faison
- 1962 — Ron Mix
- 1963 — Tobin Rote
- 1964 — Keith Lincoln
- 1965 — Lance Alworth
- 1966 — Lance Alworth
- 1967 — John Hadl
- 1968 — John Hadl
- 1969 — Steve DeLong
- 1970 — Gary Garrison
- 1971 — John Hadl
- 1972 — Bud Edwards
- 1973 — Russ Washington
- 1974 — Don Woods
- 1975 — Pat Duran
- 1976 — Charlie Joiner
- 1977 — Louie Kelcher
- 1978 — John Jefferson
- 1979 — Dan Fouts
- 1980 — John Jefferson
- 1981 — Dan Fouts
- 1982 — Dan Fouts
- 1983 — Charlie Joiner
- 1984 — Earnest Jackson
- 1985 — Lionel James
- 1986 — Gary Anderson
- 1987 — Billy Ray Smith
- 1988 — Gary Anderson
- 1989 — Anthony Miller
- 1990 — Marion Butts
- 1991 — Ronnie Hamon
- 1992 — Ronnie Hamon
- 1993 — Leslie O'Neal, Junior Seau
- 1994 — Natrone Means
- 1995 — Dwayne Harper, Leslie O'Neal
- 1996 — Tony Martin
- 1997 — Junior Seau

- 1998 — Junior Seau
- 1999 — Junior Seau
- 2000 — Junior Seau
- 2001 — Junior Seau
- 2002 — LaDainian Tomlinson
- 2003 — LaDainian Tomlinson
- 2004 — Drew Brees
- 2005 — LaDainian Tomlinson
- 2006 — LaDainian Tomlinson
- 2007 — LaDainian Tomlinson
- 2008 — Philip Rivers, Jamal Williams
- 2009 — Philip Rivers
- 2010 — Philip Rivers
- 2011 — Philip Rivers
- 2012 — Eric Weddle
- 2013 — Philip Rivers

CHARGERS LINEMAN OF YEAR

- 1971 — Walt Sweeney
- 1972 — Deacon Jones
- 1973 — Russ Washington
- 1974 — Doug Wilkerson
- 1975 — Doug Wilkerson
- 1976 — Doug Wilkerson
- 1977 — Doug Wilkerson
- 1978 — Fred Dean
- 1979 — Wilbur Young
- 1980 — Gary "Big Hands" Johnson
- 1981 — Doug Wilkerson
- 1982 — Doug Wilkerson
- 1983 — Ed White
- 1984 — Ed White, Doug Wilkerson
- 1985 — Ed White
- 1986 — Jim Lachey
- 1987 — Jim Lachey
- 1988 — Lee Williams
- 1989 — Leslie O'Neal, Lee Williams
- 1990 — Lee Williams
- 1991 — Courtney Hall, Harry Swayne
- 1992 — Leslie O'Neal
- 1993 — Courtney Hall
- 1994 — Leslie O'Neal
- 1995 — Shawn Lee
- 1996 — Eric Moten
- 1997 — Raleigh McKenzie, John Parrella
- 1998 — Norman Hand
- 1999 — Norman Hand, RayLee Johnson
- 2000 — John Parrella
- 2001 — RayLee Johnson
- 2002 — Jason Ball
- 2003 — Roy Camyer, DeQuincy Scott
- 2004 — Jamal Williams
- 2005 — Jamal Williams
- 2006 — Kris Dielman, Marcus McNeill, Jamal Williams
- 2007 — Kris Dielman
- 2008 — Jamal Williams
- 2009 — Marcus McNeill
- 2010 — Kris Dielman, Antonio Garay
- 2011 — Nick Hardwick
- 2012 — Nick Hardwick
- 2013 — Nick Hardwick

CHARGERS MOST INSPIRATIONAL PLAYER

- (Emil Karas Memorial Award)
- 1975 — Pat Duran
- 1976 — Tom Graham
- 1977 — Pat Duran
- 1978 — Hank Bauer
- 1979 — Glen Edwards
- 1980 — Rolf Benirschke, Glen Edwards, Charlie Joiner
- 1981 — Charlie Joiner
- 1982 — Charlie Joiner
- 1983 — Charlie Joiner
- 1984 — Charlie Joiner
- 1985 — Charlie Joiner
- 1986 — Charlie Joiner
- 1987 — Woodrow Lowe
- 1988 — Gill Byrd
- 1989 — Gill Byrd
- 1990 — Gill Byrd

- 1991 — Gill Byrd
- 1992 — Gill Byrd
- 1993 — Gill Byrd
- 1994 — Eric Blenierey, Eric Moten
- 1995 — Eric Moten
- 1996 — Kevin Ross
- 1997 — Junior Seau
- 1998 — Charles Dimmy
- 1999 — Charles Dimmy
- 2000 — John Parrella
- 2001 — John Parrella
- 2002 — Junior Seau
- 2003 — Doug Flutie, LaDainian Tomlinson
- 2004 — Drew Brees
- 2005 — Randall Godfrey
- 2006 — Randall Godfrey
- 2007 — Carlos Polk, Philip Rivers
- 2008 — Quentin Jammer
- 2009 — Stephen Cooper
- 2010 — Stephen Cooper, Nick Hardwick
- 2011 — Takes Spikes
- 2012 — Takes Spikes
- 2013 — D.J. Fluker, Nick Hardwick, Jarrett Johnson

CHARGERS DEFENSIVE PLAYER OF YEAR

- (David Griggs Memorial Award)
- 1986 — Rodney Harrison
- 1987 — Rodney Harrison
- 1988 — Junior Seau
- 1989 — Junior Seau
- 2000 — Rodney Harrison
- 2001 — Rodney Harrison, Ryan McNeill
- 2002 — Donnie Edwards
- 2003 — Donnie Edwards
- 2004 — Jamal Williams
- 2005 — Jamal Williams
- 2006 — Shawne Merriman
- 2007 — Antonio Cromante
- 2008 — Jamal Williams
- 2009 — Quentin Jammer, Shaun Phillips
- 2010 — Shaun Phillips
- 2011 — Eric Weddle
- 2012 — Corey Lugnet
- 2013 — Eric Weddle

CHARGERS OFFENSIVE PLAYER OF YEAR

- (Rodney Dullver Memorial Award)
- 1986 — Tony Martin
- 1987 — Gary Brown
- 1988 — Natrone Means
- 1989 — Jeff Graham
- 2000 — Freddie Jones
- 2001 — LaDainian Tomlinson
- 2002 — LaDainian Tomlinson
- 2003 — LaDainian Tomlinson
- 2004 — Antonio Gates
- 2005 — Antonio Gates, LaDainian Tomlinson
- 2006 — Philip Rivers
- 2007 — LaDainian Tomlinson
- 2008 — Philip Rivers
- 2009 — Antonio Gates, Vincent Jackson
- 2010 — Mike Tolbert
- 2011 — Ryan Matthews
- 2012 — Malcolm Floyd
- 2013 — Ryan Matthews

CHARGERS SPECIAL TEAMS PLAYER OF YEAR

- 1978 — Arnie Owens, Pete Shaw
- 1979 — Pete Shaw
- 1980 — Hank Bauer
- 1981 — Hank Bauer
- 1982 — Ray Preston
- 1983 — Denzie Nelson
- 1984 — Vince Osby
- 1985 — Denzie Nelson
- 1986 — Ty Allert
- 1987 — Daniel Hunter
- 1988 — Randy Kirk
- 1989 — Ken Woodard
- 1990 — John Carney
- 1991 — Darren Carrington
- 1992 — Darren Carrington

1993 — Lew Bush
 1994 — Andre Coleman
 1995 — Andre Coleman
 1996 — Mark Montraull
 1997 — Eric Metcalf
 1998 — Steve Toyar
 1999 — Fred McCrany
 2000 — Darren Bennett
 2001 — Romney Jankins
 2002 — Carlos Polk
 2003 — Leon Johnson, Carlos Polk
 2004 — Mike Scifres
 2005 — Kassim Osgood
 2006 — Kassim Osgood
 2007 — Kassim Osgood
 2008 — Darren Sproles
 2009 — Kassim Osgood
 2010 — Jacob Hester
 2011 — Mike Tolbert
 2012 — Mike Scifres
 2013 — Darrell Stuckey

CAPTAINS

1961 — Jack Kemp, Bill Hudson
 1962 — Dave Kocourek, Chuck Allen
 1963 — Ron Mix, Emil Karas
 1964 — Tobin Rote, Earle Faison
 1965 — John Hadl, Chuck Allen
 1966 — John Hadl, Chuck Allen
 1967 — John Hadl, Sam Gruneisen, Chuck Allen, Frank Buncom
 1968 — John Hadl, Sam Gruneisen, Chuck Allen, Frank Buncom
 1969 — John Hadl, Ron Mix, Chuck Allen, Rick Redman
 1970 — John Hadl, Sam Gruneisen, Kemy Graham, Rick Redman
 1971 — John Hadl, Pettis Norman, Rick Redman, Pete Barnes
 1972 — John Hadl, Sam Gruneisen, Deacon Jones
 1973 — John Unitas, Deacon Jones
 1974 — Russ Washington, Coy Bacon, Dave Rowe
 1975 — Russ Washington, Chris Fletcher
 1976 — Russ Washington, Chris Fletcher
 1977 — James Harris, Louie Kelcher, Ray Preston
 1978 — Russ Washington, Louie Kelcher
 1979 — Russ Washington, Louie Kelcher
 1980 — Woodrow Lowe, Doug Wilkerson, Ed White, Louie Kelcher
 1981 — Woodrow Lowe, Doug Wilkerson, Ed White, Louie Kelcher
 1982 — Woodrow Lowe, Doug Wilkerson, Ed White, Hank Bauer
 1983 — Woodrow Lowe, Doug Wilkerson, Ed White, Ray Preston
 1984 — Woodrow Lowe, Doug Wilkerson, Charlie Joiner, Ray Preston
 1985 — Woodrow Lowe, Billy Ray Smith, Ed White, Charlie Joiner

1986 — Woodrow Lowe, Charlie Joiner
 1987 — Dan Fouts, Don Macek, Billy Ray Smith, Lee Williams
 1988 — Billy Ray Smith, Dennis McKnight, Lee Williams, Don Macek
 1989 — Billy Ray Smith, Leslie O'Neal, Anthony Miller, Lee Williams
 1990 — Martin Bayless, Richard Brown, Broderick Thompson
 91-93 — Alternated each game
 1994 — Stan Brock, Courtney Hall, Leslie O'Neal, Junior Seau
 1995 — Stan Brock, Courtney Hall, Leslie O'Neal, Junior Seau
 1996 — Tony Martin, Eric Mosen, Kevin Ross, Junior Seau
 97-02 — Alternated each game
 2003 — Drew Brees, Donnie Edwards, Carlos Polk, LaDainian Tomlinson
 2004 — Donnie Edwards, Carlos Polk, LaDainian Tomlinson, Jamal Williams
 2005 — Drew Brees, Steve Foley, Hank Miligan, Kassim Osgood, LaDainian Tomlinson, Jamal Williams
 2006 — Randall Godfrey, Kassim Osgood, Philip Rivers, LaDainian Tomlinson
 2007 — Shawne Merriman, Kassim Osgood, Philip Rivers, LaDainian Tomlinson, Jamal Williams
 2008 — Philip Rivers, LaDainian Tomlinson, Jamal Williams, Clinton Hart, Kassim Osgood
 2009 — Philip Rivers, LaDainian Tomlinson, Stephen Cooper, Jamal Williams, Kassim Osgood
 2010 — Philip Rivers, Nick Hardwick, Antonio Gates, Stephen Cooper, Quentin Jammer, Darren Sproles, David Binn
 2011 — Philip Rivers, Nick Hardwick, Takeo Spikes, Eric Weddle, Jacob Hester
 2012 — Philip Rivers, Nick Hardwick, Antonio Gates, Takeo Spikes, Eric Weddle, Darrell Stuckey
 2013 — Philip Rivers, Nick Hardwick, Eric Weddle, Donald Butler, Darrell Stuckey

2004 ALUMNI PLAYER OF WEEK

Wk 1 — Drew Brees
 Wk 2 — Stephen Cooper
 Wk 3 — Jamal Williams
 Wk 4 — Reche Caldwell
 Wk 5 — Jesse Chalmers
 Wk 6 — Eric Parker
 Wk 7 — Terrence Kiel
 Wk 8 — Ben Leber
 Wk 9 — Antonio Gates
 Wk 10 — LaDainian Tomlinson
 Wk 11 — Offensive Line
 Wk 12 — Donnie Edwards
 Wk 13 — Mike Scifres
 Wk 14 — Lorenzo Neal
 Wk 15 — Steve Foley
 Wk 16 — Doug Flutie

HISTORY

2005 ALUMNI PLAYER OF WEEK

Wk 1 — Kassim Osgood
 Wk 2 — Randall Godfrey
 Wk 3 — LaDainian Tomlinson
 Wk 4 — Drew Brees
 Wk 5 — Donnie Edwards
 Wk 6 — Roman Olsen
 Wk 7 — Jamar Fletcher
 Wk 8 — Antonio Gates
 Wk 9 — Shaun Phillips
 Wk 10 — Keenan McCardell
 Wk 11 — Eric Parker
 Wk 12 — Clinton Hart
 Wk 13 — Jamal Williams
 Wk 14 — Nate Kaeding
 Wk 15 — Luis Castillo

2006 ALUMNI PLAYER OF WEEK

Wk 1 — Shawne Merriman
 Wk 2 — Philip Rivers
 Wk 3 — Jamal Williams
 Wk 4 — Eric Parker
 Wk 5 — LaDainian Tomlinson
 Wk 6 — Nate Kaeding
 Wk 7 — Marlon McCree
 Wk 8 — Randall Godfrey
 Wk 9 — Malcolm Floyd
 Wk 10 — Offensive Line
 Wk 11 — Quentin Jammer
 Wk 12 — Lorenzo Neal
 Wk 13 — Antonio Gates
 Wk 14 — Vincent Jackson
 Wk 15 — Jacques Desaire
 Wk 16 — Shaun Phillips

2007 ALUMNI PLAYERS OF MONTH

September — Antonio Gates, Jamal Williams, Carlos Polk
 October — LaDainian Tomlinson, Stephen Cooper, Kassim Osgood
 November — Kris Dielman, Antonio Cromartie, Mike Scifres
 December — Chris Chambers, Clinton Hart, Brandon Siler
 January — Philip Rivers, Quentin Jammer, Mike Scifres

2008 ALUMNI PLAYERS OF MONTH

September — Philip Rivers, Quentin Jammer, Darren Sproles
 October — Vincent Jackson, Jamal Williams, Kassim Osgood
 November — Malcolm Floyd, Stephen Cooper, Brandon Siler
 December — Antonio Gates, Brandon Manumaleuna, Shaun Phillips, Antwan Applewhite

CHRONOLOGY



1959

- Aug. 14 – First meeting of proposed football league held in Chicago with representatives of six teams, including Los Angeles entity headed by Barron Hilton.
- Aug. 22 – Second meeting of proposed football league is held in Dallas with announcement that league will be known as "American Football League."
- Oct. 14 – Frank Leahy, former Notre Dame football coach, is named general manager of Los Angeles team.
- Oct. 28 – Gerald Courtney of Hollywood wins trip to Mexico City and Acapulco for submitting "Chargers" in name-the-team contest. organization liked name. Chargers, because "Charge" is what fans yelled at USC games in Coliseum.

1960

- Jan. 7 – Sid Gillman signs three-year contract to be first head coach of Chargers.
- March 20 – Owner Barron Hilton unveils Chargers uniforms at cocktail party at his Santa Monica residence. Uniforms are blue and gold with lightning bolts on sides of helmets and trousers. Jack Kemp and Ron Mix model uniforms. Hilton chose lightning bolts because he associated "Charge" of lightning with lightning bolt. He also liked bolts that were on helmets of Air Force Academy football team, but wanted something slightly different, so he had "Chargers Bolt" designed to be different and placed them on uniforms.
- April 9-12 – A total of 207 candidates is reduced to three who are invited back to summer training camp after four-day tryout camp in Burbank.
- July 1 – General manager Frank Leahy resigns because of poor health.
- July 8 – Chargers open training camp at Chapman College in Orange, Calif.
- July 9 – Sid Gillman assumes dual role of coach and general manager.
- Aug. 6 – Paul Lowe returns opening kick 105 yards for TD as Chargers defeat NY Titans, 27-7, before 27,778 in LA Coliseum in first preseason game.
- Sept. 10 – Chargers overcome 20-7 deficit in 4Q to defeat Dallas, 21-20, before 17,241 at Coliseum in first ever AFL game.
- Dec. 10 – Chargers top Denver 41-33 at Coliseum to clinch AFL Western Division title.
- Dec. 23 – Hilton will accept invitation to visit SD for possible move from LA.

1961

- Jan. 1 – 32,183 in Houston's Jepsen Stadium and national-TV audience on ABC see Oilers defeat Chargers, 24-16, for AFL Championship.
- Jan. 6 – Civic leaders form Greater San Diego Sports Association to attract major-league sports following Hilton's visit to San Diego.
- Feb. 10 – AFL gives Hilton formal approval to move Chargers to San Diego.
- May 1 – Workers begin enlarging Chargers future home, Balboa Stadium, which will add upper deck and increase capacity from 23,000 to 34,000.
- July 22 – Chargers open training camp at University of San Diego.
- Aug. 6 – Chargers defeat Houston, 27-14, on 93-degree day before 12,204 in first preseason game at Balboa Stadium.
- Nov. 19 – Chargers defeat Dallas, 24-14, and clinch AFL West. Charlie McNeil records club's 43rd pass interception, professional record.
- Dec. 17 – Against Boston at Balboa Stadium, Dick Harris intercepts Babe Parilli pass. Chargers' 49th interception of season, new professional record.
- Dec. 24 – Houston defeats Chargers, 10-3, before 23,556 in Balboa Stadium to win second AFL Championship.

1962

- Jan. 7 – West defeats East, 47-27, in Balboa Stadium in first AFL All-Star Game, which features 11 Chargers players and coaches.
- Sept. 16 – Keith Lincoln's 103 yard KOR vs. NY Titans is first regular-season KOR TD in team history.
- Jan. 13 – Earle Faison is named Outstanding Defensive Player as West defeats East, 21-14, in AFL All-Star game before 27,841 at Balboa Stadium.
- April 30 – Barron Hilton and father, Conrad, sell one-third of their interest in Chargers to San Diego businessmen John Mabee, George Penicain, Kenneth Swanson and James Coley, and Los Angeles businessman M.L. Bengston.
- July 10 – Chargers open training camp at Rough Acres Ranch near Boulevard, hamlet of 100 persons in mountains 60 miles east of San Diego.
- Nov. 23-24 – AFL postpones games following Nov. 22 assassination of JFK.
- Dec. 20 – Lance Alworth has career-high 232 yards receiving and two touchdowns in 39-17 win over Kansas City.
- Dec. 22 – Eight Chargers score and Paul Lowe rushes for 183 yards and two TDs as Chargers clinch AFL West title with 58-20 victory over Denver.

1964

- Jan. 5 – Keith Lincoln totals 349 yards of offense as Chargers win AFL Championship, defeating Boston 51-10 before 30,127 in Balboa Stadium.
- Jan. 19 – Lincoln named MVP after gaining 121 yards on 14 carries as West defeats East, 27-14, before 20,016 in AFL All-Star game at Balboa Stadium.
- Jan. 29 – AFL signs five-year deal with NBC, starting in 1965, for record \$36 million.
- July 15 – Chargers open training camp at Travelodge in Escondido.
- Oct. 3 – Chargers and NY Jets tie, 17-17, before AFL-record crowd of 50,222, including 46,828 paid, in New York's Shea Stadium.
- Nov. 26 – Balboa Stadium record crowd (34,865) sees Buffalo defeat Chargers, 27-24, on Thanksgiving Day.
- Dec. 6 – Chargers clinch fourth AFL West title in five years, defeating NY Jets, 39-3, before 25,753 at Balboa Stadium.
- Dec. 26 – With Lance Alworth out (knee) and Keith Lincoln sidelined by first-quarter rib fracture, Buffalo beats Chargers, 20-7, for AFL Championship.

1965

- Jan. 16 – Keith Lincoln runs 80 yards for TD as West defeats East 38-14 in AFL All-Star game at Houston's Jepsen Stadium. Game, originally moved from San Diego to New Orleans, was switched to Houston on one day's notice after black players experienced mistreatment in New Orleans.
- April 27 – San Diego City Council endorses construction of multipurpose stadium in Mission Valley, dropping idea of floating stadium in Mission Bay.
- May 17 – SDC approves expenditure of \$750,000 for architectural and engineering drawings of 50,000-seat stadium at SW corner of Frias Road and Murphy Canyon Road in Mission Valley.

- Nov. 2 – Construction of \$27 million stadium is authorized by 73 percent "yes" vote by San Diego citizens.
- Dec. 12 – San Diego wins fifth AFL West title in six years, defeating Houston, 37-26.
- Dec. 23 – Paul Lowe and Lance Alworth finish 1-2 in player voting for AFL MVP honors.
- Dec. 24 – Groundbreaking ceremonies are conducted for San Diego Stadium.
- Dec. 26 – Buffalo defeats Chargers, 23-0, before 30,361 in Balboa Stadium for AFL Championship. New "Charger" introduced by Chrysler at halftime.

1966

- Jan. 15 – AFL All-Stars beat Buffalo, 30-19, before 35,572 in Houston's Rice Stadium. Lance Alworth catches two TDs and Frank Buncom named Defensive POG.
- June 8 – AFL and NFL announce plans to merge in 1970. Chargers and LA Rams plan to play three preseason games in SD Stadium beginning in 1967.
- Aug. 25 – Eugene V. Klein of Beverly Hills heads group of 21 executives who purchase Chargers for \$10 million, record price in professional football.

1967

- Aug. 20 – San Diego Stadium is dedicated before 45,988. Detroit defeats Chargers, 38-17, in SD's first meeting with NFL team.
- Oct. 15 – Leslie "Speedy" Duncan has AFL-record 100-yard INT ret for TD and 35-yard FR for another TD, as Chargers defeat KC, 45-31, in a game that features 897 yards of total offense and 622 yards in returns.
- Dec. 3 – Chargers face Oakland before 52,651, first sellout in SD Stadium history, as 2,018 persons watch game on closed-circuit TV at SD Sports Arena.

1968

- Aug. 3 – Chargers score first victory over NFL team, defeating S.F. 30-18, in preseason game at SD Stadium.
- Nov. 24 – "Speedy" Duncan sets AFL-record with 95-yard PR for TD vs. NY Jets at SD Stadium.

1969

- Sept. 28 – Chargers defeat defending SB Champion NY Jets before record crowd of 54,042 at SD Stadium.
- Nov. 14 – Offensive backfield coach Charlie Waller is named head coach following resignation of Sid Gillman, who is suffering from stomach ulcer and chest illness. Gillman remains with team as general manager.
- Dec. 14 – Lance Alworth sets professional record with catch in 95th consecutive game. Chargers defeat Buffalo, 45-6.

1970

- Jan. 17 – John Hadl leads West to 26-3 victory in final AFL All-Star game at Houston Astrodome.
- Sept. 27 – Smoke and ash from huge fire in SD's east county dourly drenches over SD Stadium as Hadl hurts TD passes of 65 yards to Jeff Queen and 37 yards to Alworth in final 5:18 to salvage 27-17 tie with Oakland.
- Dec. 30 – Gillman returns as head coach and Waller becomes offensive coach in staff reorganization announced by President Gene Klein.

1971

- Feb. 13 – Harland Svare is named general manager.
- May 19 – Chargers trade Lance Alworth to Dallas for tight end Pethis Norman, tackle Tony Liscio and defensive tackle Ron East.
- Nov. 15 – Dennis Patee's 45-yard FG at 0:00 lifts Chargers to 20-17 MNF victory over St. Louis.
- Nov. 22 – After 34-33 loss at Oakland leaves San Diego, 4-6, Gillman resigns and is replaced on interim basis by Harland Svare.
- Dec. 19 – Svare is named head coach in locker room press conference in Houston.

1972

- Jan. 18 – Hadl is named NFL "Man of Year" as top citizen-athlete of 1971; \$25,000 scholarship fund in Hadl's name will benefit San Diego students.
- March 28 – Alworth inducted into SD Hall of Fame at Balboa Park Hall of Champions.
- Sept. 5 – Chargers trade DT George Wright to Cleveland. In 221-day period GM-Hadl coach Harland Svare consummates NFL-record 21 trades.

1973

- Jan. 22 – Chargers obtain future Hall-of-Fame QB Johnny Unitas from Baltimore.
- Sept. 30 – Unitas completes 30-yard pass to Mike Garrett vs. Cincinnati and becomes first quarterback to pass for more than 40,000 yards.
- Nov. 5 – Svare resigns as head coach but remains general manager. Ron Waller is named interim head coach.

1974

- Jan. 8 – Klein names Tommy Prothro head coach of Chargers.
- Jan. 29 – Prothro trades Wally Sweeney, former all-pro guard who played in 154 consecutive games for San Diego to Washington for draft choice.
- Dec. 15 – Don Woods sets team and NFL rookie season record with 1,162 yards. Chargers 17-0 victory over Denver is first shutout in 105 games.

1975

- Jan. 2 – Don Woods named NFL Rookie of Year.
- March 10 – Tackle Ron Mix is inducted into SD Hall of Fame.
- Dec. 7 – Chargers defeat Kansas City, 28-20, to end 11-game losing streak.

1976

- Jan. 20 – Harland Svare resigns as general manager.
- Feb. 16 – John Sanders is named team's new general manager.
- July 5 – UC-San Diego becomes sixth training camp base in club history.
- Aug. 15 – St. Louis defeats Chargers, 20-10, in Tokyo's Korakuen Stadium.
- Aug. 21 – Chargers complete international trip with 17-16 loss to SF in Honolulu.
- Sept. 28 – Chargers score 27 points in 20 and demolish St. Louis, 43-24, for a 3-0 start, best since 1968.
- Oct. 17 – Chargers celebrate alumni weekend in San Diego with 30-27 win over Houston. Late Frank Buncom, Bob Laraba, Emil Karas and Jacques MacKinnon are made honorary members of new Chargers Hall of Fame.

1977

- Oct. 30 – Rolf Benirschke PAT at 0:00 following James Harris' five-yard TD run on fourth down, gives Chargers 14-13 win at Miami.
- Nov. 13 – Lance Alworth becomes first member of Chargers Hall of Fame during induction at halftime of Chargers' game against Denver.
- Nov. 20 – With QBs James Harris and Bill Munson injured, and Dan Fouts not with team, rookie QB Cliff Olander leads Chargers to 12-7 win over defending Super Bowl Champion Oakland before 50,887 in San Diego.

1978

- Jan. 23 – Alworth becomes first AFL player named to Pro Football Hall of Fame. It is announced at halftime of AFC-NFC Pro Bowl in Tampa.
- Sept. 25 – Don Coryell is named sixth head coach of Chargers by Gene Klein after Tommy Prothro resigns.
- Oct. 8 – Chargers control ball 45:17 and defeat Denver, 23-0, for Coryell's first win.
- Nov. 5 – Ron Mix is inducted into Chargers Hall of Fame.
- Nov. 12 – Dan Fouts' 14-yard pass to John Jefferson with no time remaining gives Chargers 29-23 OT win against Kansas City.

1979

- Jan. 29 – Ron Mix becomes second AFL player and Charger named to Pro Football Hall of Fame. Announcement is made at halftime of Pro Bowl.
- May 3 – Chargers trade 20th and 4th picks in '79 NFL Draft to Cleveland for 13th choice and use pick to choose tight end Kellen Winslow.
- Oct. 21 – Dan Fouts passes for 326 yards in 40-16 victory at Los Angeles, his third consecutive 300-yard passing, tying NFL record.
- Oct. 25 – Fouts sets NFL record with fourth consecutive 300-yard game, throwing for 303 yards at Oakland.
- Nov. 18 – Paul Lowe is inducted into Chargers Hall of Fame.
- Dec. 11 – Chargers clinch first playoff berth in 14 years, scoring all their points in first half of 35-0 victory at New Orleans.
- Dec. 17 – Chargers defeat Denver to clinch first division title since 1965 in game played before 51,910 in SD Stadium and national-TV audience on ABC's MNF.

1980

- Jan. 14 – General Manager John Sanders is named NFL Executive of Year in balloting of other NFL executives conducted by Sporting News.
- Jan. 27 – Don Coryell and his staff, along with Russ Washington, Dan Fouts, Gary Johnson, Fred Dean, John Jefferson, Charlie Joiner and Ed White represent Chargers on AFC squad in Pro Bowl at Honolulu's Ala Stadium.
- Sept. 14 – Fouts' 24-yard TD pass to John Jefferson in OT gives Chargers 30-24 victory over Oakland before 51,943 at San Diego Stadium.
- Sept. 28 – Chargers defeat Kansas City, 24-7, at Arrowhead Stadium to improve to 4-0 in AFC West play, their best division start since 1966.
- Oct. 19 – Fouts passes for club record 444 yards in 44-7 win over NY Giants for most one-sided win since 1959.
- Nov. 30 – Keith Lincoln and Barron Hilton are inducted into Chargers Hall of Fame.
- Dec. 22 – On MNF before 51,765 at SD Stadium, Kellen Winslow catches 10 passes for 171 yards as Chargers clinch second straight AFC West title by defeating Pittsburgh, 26-17. San Diego Mayor Pete Wilson announces stadium will be renamed San Diego Jack Murphy Stadium in honor of Jack Murphy, late sports editor of San Diego Union.

1981

- Feb. 1 – For first time in Pro Bowl history, three defensive linemen from same team, Gary Johnson, Louie Kelcher and Fred Dean are in starting lineup.
- Sept. 7 – Dan Fouts (330 yards and three TDs), Chuck Muncie (161 rush yards) and Charlie Joiner (six catches, 191 yards) lead Chargers in 44-14 rout before 78,904 fans in MNF season-opener in Cleveland.
- Nov. 22 – Fouts passes for six TDs, including four to Kellen Winslow, who also catches fifth from Chuck Muncie, in 55-21 win at Oakland.
- Nov. 29 – Ernie Ladd and Walt Sweeney are inducted into Chargers Hall of Fame.
- Dec. 21 – Chargers clinch third-straight AFC West title on final Monday night of season, defeating Oakland 23-10.

1982

- Jan. 2 – Rolf Benirschke's 27-yard FG after 13:52 of OT gives Chargers dramatic 41-38 victory over Miami in Orange Bowl in one of most epic playoff games in NFL history.
- Jan. 10 – Chargers lose AFC Championship, 27-7, at Cincinnati in coldest-ever NFL game. Temperature at kickoff is (-9) and wind-chill factor is (-59).
- Sept. 12 – SD's defense doesn't allow TD for first time since Dec. 9, 1979 and Chargers win season opener, 23-3, in Denver.
- Sept. 21 – NFL Players Association walks out on strike.
- Nov. 16 – Management Council and NFLPA agree and end eight-week strike.
- Dec. 11 – Dan Fouts ties club records with 444 yards and 33 completions as SD beats defending Super Bowl Champion SF, 41-37.
- Dec. 20 – Chargers set four team records, including total yards (661), in defeating defending AFC Conference Champion Cincinnati, 50-34.

1983

- Jan. 9 – Chuck Muncie runs for 126 yards and Dan Fouts throws for 333 as Chargers win Wild Card playoff game in Pittsburgh, 31-28.
- April 11 – Chargers sign 20-year lease with San Diego to continue to play in Jack Murphy Stadium, with plans to expand stadium capacity to 60,000.
- Oct. 10 – Expansion construction begins on Jack Murphy Stadium.
- Nov. 27 – John Hadl is inducted into Chargers Hall of Fame.

1984

- Jan. 16 – Rolf Benirschke is named NFL/Miller Man of Year.
- May 1 – Expansion construction at Jack Murphy Stadium is completed.
- May 24 – NFL announces San Diego will host Super Bowl XXII, Jan. 31, 1988.
- Aug. 1 – Alex G. Spanos purchases majority interest in Chargers from Eugene V. Klein. Spanos is one of nation's leading apartment complex builders.

- Aug. 28 – Spanos is officially approved as majority owner of Chargers by vote of NFL owners. "I'm on cloud nine," said Spanos. "This is the culmination of a dream, a lifelong dream. I'm a very happy man today."
- Oct. 7 – Kellen Winslow catches team-record 15 passes at Green Bay.
- Oct. 29 – Chuck Allen is inducted into Chargers Hall of Fame.
- Nov. 25 – Charlie Joiner records NFL-record 650th career catch at Pittsburgh.
- Dec. 11 – Charlie Joiner Day in SD is declared by Mayor Roger Hedgecock.

1985

- Nov. 3 – Gary Carrison and Sid Gilman are inducted into Chargers Hall of Fame.
- Nov. 10 – Lionel James gains 345 all-purpose yards, including GW 17-yard TD run in OT in 40-34 victory over LA Raiders. It's second-most all-purpose yards in game in NFL history.
- Dec. 22 – Ed White plays in NFL-record 29th career game at Kansas City, most all-time among offensive linemen. Mark Herrmann sets club records for completions (37) and attempts (58) while starting for injured Dan Fouts.

1986

- Sept. 7 – San Diego opens season with 500 yards of total offense, 224 rushing and 276 passing, in 50-28 victory over Miami.
- Oct. 29 – Assistant Head Coach Al Saunders is named head coach following resignation of Don Coryell. At 39, Saunders becomes youngest head coach in NFL.
- Nov. 9 – Chargers (1-8) win in Denver, 9-3, for Saunders' first NFL win.
- Dec. 29 – Leslie O'Neal is named Defensive Rookie of Year by Associated Press.

1987

- Jan. 6 – Al Saunders signs five-year contract to remain as head coach.
- Jan. 12 – Charlie Joiner retires with 750 career receptions, most in NFL history, and is immediately named wide receivers coach for Chargers.
- Jan. 27 – Steve Ortmayer is named director of football operations.
- Sept. 22 – NFLPA begins strike which lasts 24 days, causing cancellation of Week 3 games before replacement teams are fielded.
- Oct. 15 – NFLPA strike ends.
- Oct. 18 – Chargers finish as one of two undefeated (9-0) strike teams, winning all three games in the fourth quarter. The Chargers' 23-17 win over LA Raiders (23-17) is their first-ever at the Los Angeles Coliseum.
- Nov. 15 – SD beats LA Raiders for eighth-straight win. Chargers have best record in NFL (9-1) and earn first season sweep of Raiders since 1981.

1988

- Jan. 31 – Washington defeats Denver, 42-10 in SB XXII at Jack Murphy Stadium.
- March 24 – Dan Fouts retires after setting seven NFL records, and becoming NFL's second all-time leading passer with 43,040 yards.
- Sept. 18 – Chargers end eight-game regular season losing streak with 17-6 win over Seattle. It's first win against Seahawks since 1983.
- Nov. 27 – Fouts' No. 14 is retired at halftime of "Dan Fouts Day" in San Diego.
- Dec. 18 – Gary Anderson sets club records with 34 carries and 217 yards in 24-13 win vs. Kansas City.
- Dec. 19 – Head coach Al Saunders is terminated.

1989

- Feb. 9 – Former Chargers quarterback, Redskins assistant and Falcons head coach, Dan Henning is named head coach.
- Dec. 17 – Marion Butts sets club record with 39 carries and team rookie record with 176 yards in 20-13 win over Kansas City.
- Dec. 18 – Director of Football Operations Steve Ortmayer is terminated.
- Dec. 24 – Chargers' 19-16 win over AFC Championship Denver is 14th consecutive game holding opponent to 20-points-or-less, and Chargers' 13th game of season decided by seven points or less.

1990

- Jan. 3 – Bobby Beathard is named general manager.
- March 11 – Former team president Eugene V. Klein dies.
- April 17 – Chargers announce formation of cheerleading dance team to be known as "The Charger Girls."
- Oct. 29 – Bill Byrd INTs two passes vs. TB, team-record 29th and 30th of his career, surpassing Dick Harris.
- Dec. 16 – Marion Butts sets new team single season record with 1,225 rush yards.

1991

- Feb. 19 – Ed White is inducted into Breitbard Hall of Fame.
- April 5 – Alex Spanos serves as National Chairman of USD's Golden Anniversary Salute Luncheon in Los Angeles and produces USD's most successful fund-raising event in history. It raises more than \$4.5 million.
- Oct. 6 – The O-5 Chargers defeat 3-2 Raiders, 21-13, for SD's first non-strike win in Coliseum since Raiders moved to Los Angeles.
- Dec. 23 – Henning and entire coaching staff are terminated.

1992

- Jan. 2 – Former Georgia Tech head coach Bobby Ross is named head coach.
- Aug. 13 – Chargers acquire QB Stan Humphries via trade with Washington.
- Nov. 1 – Chargers defeat Indianapolis, 34-1, and become first team in NFL history to win four straight games after starting season 0-4.
- Dec. 20 – Chargers clinch first playoff berth since 1983 with 36-14 win at LA Raiders and make history as only team to start season 0-4 and finish by posting winning record and making playoffs.
- Dec. 27 – Chargers win AFC West with 31-14 victory in Seattle.

1993

- Jan. 2 – Marion Butts runs for 119 yards and TD on rain-soaked field at Jack Murphy Stadium as Chargers shut out KC 17-0 in AFC Wild Card playoff game. San Diego's defense has seven sacks and two INTs.
- Sept. 19 – Dan Fouts and Charlie Joiner are inducted into Chargers Hall of Fame. Team also salutes all former players and 1963 AFL Championship team. John Carney kicks six FGs as Chargers edge Houston 19-17 Carney's six FGs give him 29 consecutive, breaking Morten Andersen's NFL record (25).
- Oct. 27 – NFL owners award Super Bowl XXXII (January 25, 1998) to San Diego.

Continued next page



Nov. 9 – In recognition of his efforts to secure Super Bowl XXXII, Mayor Susan Golding proclaims Nov. 9, 1993, "Alex G. Spanos Day" in San Diego.
 Nov. 29 – The Chargers make their first appearance on ABC's *MNF* since Oct. 6, 1986, and defeat Indianapolis at Housler Dome, 31-0.
 Dec. 12 – Barron Hilton is honored with tribute and bronze sculpture at Jack Murphy Stadium. One of AFL's founding members in 1959, Hilton brought Chargers to SD in 1961 as city's first major league sports franchise.

1994

July 30 – Chargers face Atlanta in Hall of Fame game in Canton, Ohio.
 Aug. 13 – San Diego makes its first appearance in American Bowl, falling to NY Giants, 28-20, in Olympic Stadium in Berlin, Germany.
 Sept. 4 – Stanley Richard returns NT 99 yards for TD and 27-24 halftime lead on way to 37-34 come-from-behind win in Denver to open season.
 Sept. 18 – Stan Humphries and Tony Martin connect on NFL-record-tying 99-yard TD pass in 27-10 win vs. Seattle at Husky Stadium.
 Sept. 25 – Chargers defeat Raiders in LA, 26-24, on 39-yard John Carney FB with 0:02 remaining. Bolts improved to 4-0 for best start since 1960.
 Oct. 16 – San Diego is NFL's only unbeaten team (6-0) after win at New Orleans.
 Dec. 16 – Chargers clinch AFC West title with 21-6 road win over NY Jets.

1995

Jan. 8 – Chargers overcome 21-6 3Q deficit and advance to AFC Championship game with 22-21 victory over Miami before record home crowd of 63,361.
 Jan. 15 – Chargers advance to first Super Bowl in franchise history after 17-13 win over heavily-favored Steelers at Three Rivers Stadium. Dennis Gibson knocks down Neil O'Donnell pass to stop Steelers on downs at Chargers' third with 1:04 left in game. Upon return to SD following game, estimated crowd of 70,000 fans were packed inside Jack Murphy Stadium.
 Jan. 29 – Chargers suffer 49-26 loss to San Francisco 49ers in Super Bowl XXXI in Miami, Florida. Andre Coleman ties Super Bowl record with 98-yard KOR TD in 3Q.
 Jan. 30 – More than 100,000 fill streets downtown for post-Super Bowl parade.
 Feb. 1 – Defensive Coordinator Bill Arnsparger retires.
 March 6 – Chargers President Dean Spanos announces agreement with City of SD to extend lease through 2020. Agreement includes plan to expand seating capacity to more than 70,000 and modernize stadium.
 May 2 – Dean Spanos signs Bobby Beathard and Bobby Ross to contract extensions through 1999.
 May 18 – Alex Spanos announces plan to create Alex G. Spanos San Diego Foundation, nonprofit organization designed to help San Diego build on its strengths by supporting individuals, activities and organizations that work to make city better place to live. He also announces \$15 million donation to San Diego Hall of Champions.
 June 19 – Linebacker David Briggs is killed in one-car accident in Davie, Florida. He is first player in team history to die while on active roster.
 July 29 – Kellen Winslow is inducted into Pro Football Hall of Fame.
 Aug. 19 – San Diego's preseason game at Houston is cancelled due to "unsafe" field at Astrodome. It is first-ever NFL game cancelled.
 Sept. 3 – Chargers face Raiders in first regular-season game at Oakland Coliseum since 1991.
 Dec. 17 – John Carney passes Rolf Benirschke to become team's all-time leader for career made FGs in 27-24 win at Indianapolis.
 Dec. 23 – Shaun Gayle's 99-yard INT TD through barrage of snowballs seals 27-17 road win over NY Giants to clinch SD's third playoff berth in four seasons.

1996

Jan. 27 – Charlie Joiner is selected for induction to Pro Football Hall of Fame.
 April 3 – Dean Spanos announces that minority owner George Perriccano has been selected as the 19th member of Chargers Hall of Fame.
 May 11 – Running back Rodney Culver and his wife, Karen, are killed in crash of Valujet Flight 592 in Florida Everglades.
 July 27 – Chargers defeat Pittsburgh, 20-10, American Bowl in Tokyo, Japan. Charlie Joiner is inducted into Pro Football Hall of Fame in Canton, Ohio.
 Sept. 8 – Perriccano is inducted into Chargers Hall of Fame.
 Nov. 2 – Alex Spanos receives Gloria Swanson Humanitarian Award at American Cinema Awards 11th Annual All-Star Gala in Beverly Hills. Award is given to individual who contributes beyond all others to those who are less fortunate in the United States and around the world.

1997

Jan. 3 – Head Coach Bobby Ross resigns and coaching staff is released.
 Jan. 10 – Alex Spanos donates \$1 million to American Red Cross to assist flood victims in Northern California.
 Jan. 19 – Bobby Beathard names Kevin Gilbride head coach.
 Feb. 13 – The Alex G. Spanos Sports Fields are dedicated at Kate Sessions Elementary School in Pacific Beach, culminating \$102,000 donation from Alex Spanos family. Fields are for students from Kate Sessions and Bishops School, as well as community of Pacific Beach.
 May 23 – Dean Spanos introduces Rolf Benirschke as 20th inductee to Chargers Hall of Fame. Induction ceremonies are set for Sept. 28.
 Aug. 2 – 25,452 fans watch Chargers defeat San Francisco, 20-13, in preseason game, first played in newly renovated and expanded Qualcomm Stadium.
 Sept. 14 – John Carney surpasses Benirschke as Chargers' all-time leading scorer with 767th career point against Carolina.

1998

Feb. 27 – Stan Humphries announces his retirement. Alex Spanos donates \$100,000 to create Brooke Humphries Heart Fund at Children's Hospital.
 March 12 – Chargers obtain second overall pick in '98 NFL Draft from Arizona.
 Sept. 6 – Chargers defeat Buffalo Bills, 16-14, in front of 64,033 fans, largest crowd to attend home opener in team history.
 Oct. 13 – Kevin Gilbride is fired after sixth game of season. Quarterbacks coach June Jones takes over as interim head coach.
 Nov. 29 – Home record crowd of 66,532 turns out to see Bolts play defending Super Bowl Champion and undefeated Denver. At halftime, Gill Byrd is inducted into Chargers Hall of Fame.

1999

Jan. 20 – Mike Riley is named head coach after June Jones accepts job as head coach at University of Hawaii.
 Sept. 19 – Chargers win in Cincinnati, 34-7. Riley is first Chargers head coach to win debut game since Sid Gillman in 1960.
 Oct. 24 – Chargers set new home attendance record when 68,274 fans fill stadium for game against Green Bay.
 Nov. 21 – Gary "Big Hands" Johnson is inducted into Chargers Hall of Fame.
 Nov. 26 – Jim Harbaugh passes for career-high 404 yards at Minnesota. Becomes second quarterback in Chargers history to top 400 yards in game.

2000

March 22 – The Spanos family and Chargers contribute more than \$3 million toward new Chargers Champions community outreach initiative benefiting students, schools and educators who are "making difference" for San Diego's future. Chargers Champion also encompasses team's ongoing support of youth and high school football as well as their longstanding community service programs, such as Blood Drive.
 April 25 – Bobby Beathard retires after 37 years in NFL. Dean Spanos names Ed McGuire vice president of football operations.
 June 6 – The Spanos family contributes \$250,000 through Chargers Champions to create and fund freshman football and volleyball in San Diego City Schools beginning in Fall, 2000.
 Sept. 24 – Doug Wilkerson is inducted into Chargers Hall of Fame.

2001

Jan. 5 – Dean Spanos names John Butler executive vice president and GM.
 Jan. 9 – Norv Turner is named offensive coordinator. He was Dallas' offensive coordinator during back-to-back Super Bowl titles in 1992 and '93.
 March 9 – Chargers sign quarterback Doug Flutie to six-year contract.
 April 20 – Chargers trade No. 1 pick in 2001 NFL Draft to Atlanta for Falcons' first (No. 5) and third-round picks in '01. Chargers also receive WR-KR Tim Dwight and Falcons' second-round pick in '02.
 April 22 – Chargers use top two selections in draft to select Heisman Trophy finalists LaDainian Tomlinson of TCU and Drew Brees of Purdue.
 Nov. 25 – Wes Chandler is inducted into Chargers Hall of Fame.
 Dec. 31 – Mike Riley's tenure as head coach comes to close when team announces his contract will not be renewed for '02 season.

2002

Jan. 29 – Marty Schottenheimer is named Chargers' 13th head coach.
 May 9 – Chargers sign five-year agreement to move training camp to Home Depot Center at Cal State-Dominguez Hills beginning in 2003.
 May 14 – Dean Spanos announces hiring of Mark Fabiani as Special Counsel to President. Fabiani's primary function is to work with San Diego community to secure new state-of-the-art stadium in San Diego region.
 Sept. 8 – Schottenheimer leads Chargers to 34-6 win over Cincinnati in debut. He leads Chargers to 4-0 start to become only coach in team history to win first four games.
 Nov. 3 – Bobby Ross and Stan Humphries are inducted into team's Hall of Fame.
 Dec. 1 – LaDainian Tomlinson rushes for team-record 220 yards vs. Denver.
 Dec. 8 – Tomlinson breaks Natrone Means' team record of 1,250 yards (1994). He ends season with 1,693 yards and is selected to Pro Bowl.
 Dec. 22 – Junior Seau plays in his team-record-tying 200th career game.

2003

Jan. 26 – Super Bowl XXXVII is played at Qualcomm Stadium. Tampa Bay defeats Oakland, 48-21, for its first-ever Super Bowl championship.
 March 4 – Chargers activate trigger in their lease with City of San Diego to begin negotiations to replace 36-year-old Qualcomm Stadium.
 April 11 – GM John Butler succumbs after nine-month battle with cancer.
 April 16 – Chargers trade Antonio Esposito to Miami.
 April 22 – AJ Smith is promoted to executive vice president-general manager.
 July 22 – Chargers open training camp at Home Depot Center.
 Oct. 27 – *MNF* game vs. Miami is moved to Arizona's Sun Devil Stadium while Qualcomm Stadium is used as evacuation site during wildfires that ravage San Diego County. Admission to Sun Devil Stadium is free as volunteers collect donations for fire relief. More than \$225,000 is raised.
 Oct. 31 – Alex Spanos donates \$1 million to San Diego Fire Relief Fund.
 Nov. 9 – Louie Kelcher is inducted into Chargers Hall of Fame.
 Dec. 14 – Tomlinson amasses 195 total yards against Green Bay, raising his season total to 2,011. Becomes first player in team history and only eighth player in NFL history to record consecutive 2,000-yard seasons.
 Dec. 28 – Tomlinson rushes for new team-record 243 yards in 21-14 win over Raiders. Also catches eight passes vs. Oakland to become first player in NFL history to rush for 1,000 yards and catch 100 passes in same season.

2004

April 24 – San Diego selects Eli Manning No. 1 in NFL Draft and hour later trades him to NY Giants for Philip Rivers, whom New York had selected with fifth-overall choice. Chargers also acquire Giants' third-round choice in '04 and first and fifth-round choices in '05.
 July 2 – Chargers and City of SD sign new lease agreement that brings end to controversial seat guarantee. New lease runs through '08 and helps pave way for referendum to give San Diegans opportunity to vote for new football-only stadium for San Diego in 2006.
 July 26 – Ed White and Don Macek are chosen for Chargers Hall of Fame.
 Aug. 14 – Chargers preseason game against Indianapolis is blacked out locally. It's first local television blackout since Sept. 27, 1999. As part of team's previous lease, all blackouts had been lifted since Oct. 18, 1999.
 Oct. 31 – Drew Brees completes 22 of 25 for 281 yards with five TDs and no INTs in 42-14 win over Oakland. He finishes game with career-high passing rating of 153.1 and is named AFC Offensive Player of Week.
 Nov. 15 – Jim Stoen, who helped Super Bowl become one of world's premier sporting events, is named executive VP and chief operating officer.
 Dec. 16 – Chargers announce training camp will move to Chargers Park in 2005.
 Dec. 19 – Chargers clinch first AFC West title since '94 with 47-10 win in Cleveland on cold, snowy day. Game-time temperature is 18 degrees with wind-chill factor of -10. It's Chargers' first shutout since Nov. 29, 1993.

2005

- Jan. 7—Alex Spanos makes \$150,000 donation to provide aid to victims of devastating tsunami that rocked Southeast Asia on Dec. 26, 2004.
- Jan. 8—Chargers fall to NY Jets, 20-17 in OT, in Wild Card playoff game, team's first postseason game since 1995.
- Jan. 14—Marty Schottenheimer agrees to two-year contract extension through 2007.
- March 7—Dean Spanos extends A.J. Smith's contract through 2009 season.
- Jan. 20—Training camp opens for first time at Chargers Park.
- Sept. 19—LaDainian Tomlinson rushes for TD in NFL-record 14th straight game.
- Oct. 2—A 41-17 win ends New England's NFL-record 21-game home win streak.
- Oct. 20—Tomlinson record 68,537 fans turn out to see Chargers play football on Monday Night Football.
- Oct. 16—Tomlinson scores TD on 35-yard catch-and-run to tie Lenny Moore's NFL record of 18 straight games with a touchdown.
- Nov. 20—Lance Alworth's No. 19 is retired at halftime of game vs. Buffalo.
- Dec. 1—A 26-17 win in Indianapolis ends the Colts' 13-0 start to season. It had been only fourth ever 13-0 start in NFL history.
- Dec. 24—Streak of 28 straight games, including playoffs, not losing by more than four points ends in 20-7 loss at KC. It's NFL's third-longest streak since 1950.
- Dec. 31—Tomlinson becomes All-Pro to become team's all-time leader in career yards from scrimmage. LT also scores 20th TD of season, breaking Chuck Muncie's team record of 19.
- Dec. 31—San Diego leads NFL in run defense (84.3 ypg). Chargers hold three teams to less than 40 yards rushing for first time since 1965.

2006

- Jan. 4—Shawne Merriman is named Associated Press Defensive Rookie of the Year.
- Feb. 12—Six Chargers, most since 1983, play in Pro Bowl in Hawaii.
- May 1—San Diego City Council amends Chargers' lease, allowing team to explore options for new stadium within San Diego County.
- May 9—Dean Spanos is presented with 44th annual Golden Achievement Award by Boys & Girls Clubs of San Diego. Sept. 11—A season opening 27-0 win in Oakland on ESPN's Monday Night Football is San Diego's first shutout win over Raiders since 1961.
- Oct. 9—Chargers beat defending Super Bowl Champion Pittsburgh, 23-13, on NBC's Sunday Night Football.
- Oct. 15—LaDainian Tomlinson ties team record with four TDs at San Francisco, and he passes Lance Alworth as team's all-time touchdown leader.
- Nov. 12—Chargers overcome 21-point first-half deficit for 49-41 win in front of stunned crowd at Cincinnati's Paul Brown Stadium. Bolts trailed 28-7 at half and outscored Bengals 42-13 in second half.
- Nov. 19—Tomlinson scores four TDs in 35-27 win at Denver. Bolts overcome 24-7-10 deficit and become first-ever team to overcome 17-point deficits in consecutive weeks. LT becomes first NFL player to score four TDs three times in season and fastest player in NFL history to 100 TDs (89 games).
- Nov. 26—Tomlinson sets new team record for rushing TDs (21).
- Dec. 10—Tomlinson scores three TDs against Denver and sets NFL record for single-season touchdowns (29). Chargers win game, 48-20, and claim second AFC West title in three seasons.
- Dec. 17—Against KC, Tomlinson becomes fastest player in NFL history to score 100 rush TDs. On first breaks Paul Hornung's NFL record for points in season. His second is career-long (65 yards) and team's longest since 1962. They are his 27th and 28th rush TDs for new NFL single-season record. It's also his NFL-record eighth-consecutive multi-TD game.
- Dec. 24—Chargers win in Seattle, 20-17, on 37-yard TD pass from Philip Rivers to Vincent Jackson with 0:29 left for team-record 13th win of season.
- Dec. 31—Chargers clinch No. 1 seed and home-field advantage in playoffs with 27-20 win over Arizona. It's third No. 1 seed in team history (1979 & '80) and team-record 14th win. Marty Schottenheimer wins 200th regular-season game. Tomlinson claims his first NFL rushing title (1,815 yards), and Shawne Merriman claims NFL sack title (17).

2007

- Jan. 4—LaDainian Tomlinson is named NFL MVP and Offensive Player of Year by Associated Press. He is team's first ever MVP by AP.
- Jan. 14—New stadium-record 68,800 fill Qualcomm Stadium for AFC Divisional Playoffs vs. New England Patriots win, 24-21.
- Feb. 2—Tomlinson and Drew Brees share 2006 NFL Man of Year award, which recognizes community service and playing excellence.
- Feb. 10—Team-record 10 Chargers play in Pro Bowl. Philip Rivers is selected, but does not play due to foot injury.
- Feb. 12—Marty Schottenheimer is relieved of his duties as head coach.
- Feb. 19—Nov Turner is named 14th head coach in franchise history.
- March 14—Chargers unveil new uniforms at U.S. Grant Hotel in San Diego. Most noticeable change is metallic-white helmet that features Gold bolt, outlined in both powder blue and Navy.
- Sept. 9—Record-crowd for home opener (67,837) sees Chargers defeat defending NFC Champion Chicago, 14-3.
- Oct. 7—Chargers end three-game skid and hand Denver worst home loss in 41 years (4-3). It's Chargers' largest-ever margin of victory in Denver.
- Oct. 14—Tomlinson scores all four TDs in 29-14 win over Raiders.
- Oct. 23—Win wildfires raging throughout SD and smoke-filled air. Chargers practice three days at Cardinals' Training Facility in Tempe, Arizona.
- Oct. 27—Alex and Dean Spanos pledge \$1 million to aid victims of wildfires and support firefighting efforts. It's largest personal financial commitment to relief effort. Spanos made similar donation following fires of 2003.
- Dec. 28—Days after Qualcomm Stadium is cleared as evacuation site. Chargers beat Houston, 35-10, under smoky haze from fires. Antonio Cromartie and Antonio Gates both score two TDs in win.
- Nov. 4—Cromartie's 109-yard TD return of missed FG end of first half in Minnesota sets record for longest touchdown in NFL history.
- Nov. 11—in 23-21 win over defending Super Bowl Champion Colts on NBC's SNF Darren Sproles has KDR and PR for TDs, while Cromartie intercepts reigning Super Bowl MVP Peyton Manning three times in first half. Manning throws career-high six INTs.
- Dec. 9—A 14-point 40-0 deficit is overcome in 23:17 OT win at Tennessee. Bolts tied game with 0:09 left in 4Q and won on 16-yard run by Tomlinson in OT.
- Dec. 16—Chargers clinch second straight AFC West title and third in four years with 51-14 home rout of Detroit. Nov Turner becomes second Chargers coach to win AFC West in first season. Following game, he presents Dean Spanos with Game Ball in locker room.

2008

- Jan. 1—A.J. Smith receives five-year contract extension through 2014.
- Jan. 6—Down 6-0 at half. Bolts score 17 unanswered points and beat Tennessee in AFC Wild Card Playoffs at Qualcomm Stadium, team's first playoff win since 1995. LaDainian Tomlinson scores twice, including leading one-yard score that puts away game in 4Q.
- Jan. 13—Chargers knock reigning SB Champion Colts out of playoffs in divisional round, 28-24, in final game at RCA Dome. With Philip Rivers out with knee injury, Billy Volek scores GW TD on one-yard sneak with 4:50 left in 4Q. SD's defense made two late stands, including one inside 10-yard line with just over two minutes remaining.
- Jan. 20—New England wins AFC Championship Game, 21-12, on frigid day in Foxborough. Heroic Rivers plays with torn ACL in right knee.
- Oct. 26—Chargers play their first-ever regular-season game overseas, facing New Orleans before 83,226 in London's Wembley Stadium.
- Oct. 12—Fred Dean is inducted into team's Hall of Fame.
- Oct. 14—Down 21-0 to start 4Q. Rivers rallies Chargers to 22-21 win at KC with two TD passes in final 1:13. After first TD, Anwan Applewhite's FF and Kassim Osgood's FR on sideside kick sets up DW drive.
- Dec. 21—Flying home after 4:24 win at Tampa Bay, Chargers lead the Buffalo Bills to victory at Invesco Field, filling plane with cheerleaders and setting stage for Dec. 28 AFC West title game with Broncos.
- Dec. 28—Record home crowd of 68,131 sees Chargers rush for team-record 289 yards and stomp Denver, 52-21 for AFC West crown. Bolts become first team in NFL history to make playoffs after starting 4-8 and first NFL team since divisions were aligned in 1967 to win division when trailing by three games with three to play.

2009

- Jan. 3—Down 17-14 entering 4Q, SD rallies for game-tying FG and beats Indianapolis, 23-17, in OT in AFC Wild Card Playoffs at Qualcomm Stadium. Darren Sproles racks up 328 all-purpose yards and wins it with 22-yard run in OT.
- Aug. 24—Philip Rivers signs six-year contract extension through 2015.
- Sept. 14—Sproles racks up 246 total yards and five-yard TD run with 0:18 remaining gives Chargers 24-20 season-opening win in Oakland on ESPN's MNF.
- Nov. 9—Philip Rivers' 18-yard TD pass to Vincent Jackson with 0:21 left caps 21-20 comeback victory on road over New York Giants.
- Nov. 22—Chargers erase 3.5-game deficit and take over first place in AFC West following 32-3 thrashing of Denver at Invesco Field.
- Nov. 27—Fifty-three Greatest Chargers of All-Time, as voted by fans and media are honored at Block Party in Downtown San Diego. They are introduced at KC game two days later when Chargers honor alumni with 43-14 win.
- Dec. 20—Nate Keating's 32-yard FG with 0:03 left is good for 27-24 win over Cincinnati. Moments later, Oakland upsets Denver at Invesco Field and Chargers officially clinch fourth straight AFC West title.
- Dec. 25—Chargers 42-17 at Tennessee in first-ever game on Christmas Day improves Bolts' record to 12-3 and clinches No. 2 seed in playoffs.

2010

- Jan. 18—Dean Spanos signs Nov. Turner to three-year contract extension.
- Feb. 22—After nine seasons in SD, including MVP season in 2006, two rushing titles and five Pro Bowls, LaDainian Tomlinson is released. He leaves holding 29 team records, including career rushing yards and touchdowns.
- Sept. 26—Philip Rivers passes for team-record 455 yards at Seattle.
- Oct. 3—Shaun Phillips has career-high four sacks, tied for second-most in game in team history, in 41-10 home win over Arizona.
- Oct. 10—Malcolm Floyd racks up 218 receiving yards at Oakland, most yards by Chargers receiver since 1985 and tied for fourth-most all-time. Rivers passes for 431 yards vs. Raiders, ninth-most in team history.
- Oct. 31—Rivers throws TD pass in team-record 21st straight game.
- Nov. 7—With Antonio Gates missing first-ever game to injury, backup Randy McMichael and rookie Steve Ajituvitu each catch two TD passes and Chargers rally for 29-23 come-from-behind win at Houston.
- Nov. 22—Rivers throws four touchdown passes versus Denver to become the third quarterback in team history with consecutive four-TD games.
- Nov. 28—San Diego clinches his Peyton Manning four times and returns two for TDs as Bolts hand Colts 36-14 loss on NBC SNF at Lucas Oil Stadium. Rivers' team-record 297 yards of 23 straight games TD pass ends.
- Dec. 12—Rivers throws 25th TD pass of season to become first-ever QB in franchise annals with three straight 25-TD seasons.
- Dec. 16—Vincent Jackson has team's first 100-yard, three-TD receiving performance since 1997. Rivers goes over 4,000 yards for third-straight season, tying Dan Fouts' team record.

2011

- March 11—The NFL Players Association files paperwork to decertify.
- March 12—NFL owners lock out the players.
- July 25—NFL owners and players agree to a new 10-year collective bargaining agreement, thus ending the 136-day NFL Lockout, the longest-ever work stoppage in NFL history.
- July 27—Players report to start training camp at Chargers Park.
- Sept. 11—Nov Turner wins his 100th career game as the Chargers open the season with a 24-17 win over the Minnesota Vikings. Punter Mike Scifres has to fill in at placekicker for an injured Nate Keating and hits a game-tying 40-yard field goal with 10:05 left in the game and Philip Rivers throws a game-winning 19-yard touchdown pass to Mike Tolbert with 5:01 left in the fourth quarter.
- Sept. 18—Philip Rivers passes for 378 yards at New England and goes over 20,000 yards for his career on his first completion of the game.
- Oct. 9—Nick Novak hits a career-high five field goals, one shy of the team record, including a 35-yarder with 24 seconds left to lead the Bolts to a 29-24 road win over the Denver Broncos.
- Nov. 6—Philip Rivers has four touchdown passes but throws three interceptions in a 45-38 loss to the defending Super Bowl champion Green Bay Packers. It's the first three-interception game of his career (90 games) and ends his NFL record streak for the start of a career. Hall of Fame quarterback Joe Montana had set the previous mark of 57 games.
- Nov. 20—Philip Rivers throws his 150th career touchdown pass at Chicago.
- Nov. 27—Junior Seau is formally inducted into the Chargers Hall of Fame.
- Dec. 11—Antonio Gates catches his 75th career touchdown pass in a 37-10 win over the Buffalo Bills. Takeo Spikes plays in his 200th career game.
- Dec. 24—Antonio Gates catches his 567th career pass in his hometown of Detroit, Mich., to pass Charlie Joiner and become the Chargers' all-time leading receiver.

Continued next page



2012

- Jan. 1—Philip Rivers passes for 310 yards in a season-ending win at Oakland and becomes only the fifth quarterback in NFL history with back-to-back 4,500-yard passing seasons.
- May 2—Twelve-time Pro Bowl linebacker Junior Seau dies of a self-inflicted gunshot wound in his Oceanside, Calif. home. Hundreds of fans flock to his home to pay tribute to the fallen Chargers great.
- May 11—A crowd of 20,000 fans attend a Celebration of Life memorial service at Qualcomm Stadium for Junior Seau. Guest speakers include Bobby Ross, Dan Fouts, LaDainian Tomlinson, Billy Ray Smith and John Lynch. The evening concludes with Chargers' President Dean Spanos announcing that Seau's No. 55 will be retired during ceremonies that will take place at the team's 2012 home opener on Sept. 16 against the Tennessee Titans.
- June 18—LaDainian Tomlinson, the Chargers' first-round pick in the 2001 NFL Draft and the NFL's fifth all-time leading rusher, signs a one-day contract and retires as a San Diego Charger after 11 seasons in the NFL. A press conference to announce his retirement is held at Chargers Park and is attended by nearly 200 friends, family, former teammates and media.
- Dec. 9—The Chargers shock the heavily-favored Pittsburgh Steelers, 34-24, at Heinz Field for the Bolts' first-ever regular-season win in the Steel City. After the game Spanos presents a game ball to embattled Head Coach Norv Turner.
- Dec. 31—Dean Spanos announces that A.J. Smith and Norv Turner will not return for the 2013 season.

2013

- Jan. 9—Dean Spanos names former Indianapolis Colts Vice President of Football Operations Tom Telesco as the Chargers general manager. At age 40, Telesco becomes the youngest GM in Chargers history.
- Jan. 15—Dean Spanos introduces Mike McCoy as the 15th head coach in Chargers history. At age 40, McCoy becomes the second-youngest active head coach in the NFL and the second-youngest in team history.
- Sept. 15—Nick Novak kicks a game-winning 46-yard field goal with seven seconds left to give the Chargers a 33-30 win over the Philadelphia Eagles at Lincoln Financial Field for McCoy's first win as head coach. Inside the locker room following the game, Spanos presents McCoy and Telesco each with a game ball.
- Nov. 24—The 4-6 Chargers stun the 9-1 Kansas City Chiefs at Arrowhead Stadium, 41-38, as Philip Rivers throws a game-winning 26-yard touchdown pass to Sevi Ajiroutu with 26 seconds left in the fourth quarter, the final score in a game that saw a total of nine lead changes throughout. During the game, Antonio Gates becomes the fourth tight end in NFL history to surpass 700 career catches and 9,000 career yards. His biggest catch of the day is a 12-yarder for a first down on a 3rd-and-10 play during the Bolts' game-winning touchdown drive.
- Dec. 29—in nearly improbable fashion, the Chargers clinch the final spot in the AFC Playoff field with a 27-24 win against the Chiefs in overtime at Qualcomm Stadium. The Chargers overcame a 10-point deficit entering the fourth quarter and survived a missed 41-yard field goal attempt by the Chiefs' Ryan Succop in the waning seconds of the fourth quarter. On the opening drive of overtime, Rivers drove the Chargers 62 yards in 9:30 and Novak hit a 36-yard field goal for the winning points.

2014

- Jan. 5—The Chargers win their first playoff game since Jan. 2003, defeating the Cincinnati Bengals, 27-10, in a Wild Card Playoff game at Paul Brown Stadium. The Bengals led 10-7 at the half, but the Chargers outscored them 20-0 in the second half.
- Jan. 12—The Chargers' miracle season comes to an end in a 24-17 loss to Denver in the Divisional Playoffs at Sports Authority Field. The Chargers trail 17-0 going into the fourth quarter and rally to get within seven points on a pair of 16-yard touchdown catches by Keenan Allen, but the Bolts' rally comes up short and Denver advances to the AFC Championship Game.
- Feb. 1—At the NFL Honors Awards Show at Radio City Music Hall in New York, Rivers is named NFL Comeback Player of the Year for 2013 and Allen is named Pepsi Next NFL Rookie of the Year.

DRAFT HISTORY

1960

(First selections to stock franchises) Nov. 22, 1959
 Monry Stickles, E. Notre Dame (6, Territorial)
 Ted Aucreman, E. Indiana
 Bob Bercich, HB, Michigan State
 Barney Berlinger, E. Pennsylvania
 Charles Boone, C, Richmond
 Bobby Boyd, QB, Oklahoma
 Byron Bradford, T, Southern Mississippi
 Rodney Breedlove, G, Maryland
 Tom Budwiczek, T, Brown
 James Cameron, C, East Texas State
 Jack Crouthamel, HB, Dartmouth
 Pete Davidson, T-G, Citadel
 Floyd Faucette, HB, Georgia Tech
 Charles Flowers, FB, Mississippi
 Bobby Franklin, QB, Mississippi
 Bob Jeter, HB, Iowa
 Bill Linder, T, Pittsburgh
 Billy Locklin, T, New Mexico State
 William Lopasky, G, West Virginia
 Paul Maguire, E, Citadel
 Ed McDaniel, E, Oklahoma
 Charles Milstead, QB, Texas A&M
 Ed Pitts, T, South Carolina
 Bob Schlotz, C, Notre Dame
 Ed Senieka, FB, Xavier, Ohio
 Russ Sloan, E, Missouri
 John State, T, Kansas City
 Ron Stehouwer, T, Colorado
 Wayne Stewart, G, Citadel
 Leonard Wilson, HB, Purdue
 Bob Zeman, QB, Wisconsin
 (Second selections to stock franchises)
 Gary Beabutt, T-G, Purdue
 George Blair, DB, Mississippi
 Fran Broius, T-G, Minnesota
 Joe Davis, T-G, Citadel
 Robert DeMarco, T-G, Dayton
 Bob Hain, T-G, Iowa
 Chuck Janssen, T-G, Tulsa
 Gordon Kelley, E, Georgia
 Larry Lancaster, G-T, Georgia
 Mary Lesater, HB, Texas Christian
 Warren Lashua, E, Whitworth (Wash.)
 Perry McGriff, E, Florida
 Kirk Phares, T-G, South Carolina
 Lamar Rawson, HB, Auburn
 Ronald Ray, T-G, Howard Payne (Tex.)
 Ken Talkington, QB, Texas Tech
 John Talley, DB, Northwestern
 Bob Waters, HB, Presbyterian, S.C.
 Bob Wehking, C, Florida
 Larry Wornack, HB, Colorado State

1961 — (Drafted 7-9) Rounds 1-6, Nov. 23, 1960; Rounds 7-30, Dec. 5, 1960

1. Earle Faison, DE, Indiana (7)
2. Keith Lincoln, HB, Washington State (16)
3. Marlin McKeever, E, Southern California (23)
4. Jimmy Johnson, HB, UCLA (32)
5. Bill Kilmer, QB, UCLA (139)
6. Calvin Bird, HB, Kentucky (46)
6. Cliff Roberts, T, Illinois (48)
7. Claude Gibson, DB, North Carolina State (55)
8. Charley Johnson, DB, New Mexico State (64)
9. Bob Scarpitto, QB, Notre Dame (71)
10. Willie Hector, G, Pacific (80)
11. Greg Larson, G, Minnesota (87)
12. Hezekiah Braxton, FB, Virginia Union (96)
13. Dale Messer, FB, Fresno State (103)
15. Ernie Ladd, T, Grambling (119)
16. Bud Whitehead, DB, Florida State (128)
18. Ed Dyas, FB, Auburn (144)
19. Jack Espenshagen, HB, Florida (151)
21. Gene Gaines, HB, UCLA (167)
23. Glenn Bass, HB, East Carolina (193)
24. Ben Balme, G, Yale (192)
26. Bill Kinnune, G, Washington (208)
27. Luther Hayes, E, Southern California (215)
28. Chuck Allen, G, Washington (224)
29. Dan Ficca, T, Southern California (231)
30. Mike McKeever, G, Southern California (240)

Future Selections

14. Billy Wilson, T, Auburn (112)
17. Reg Carolan, E, Idaho (135)
20. Mike Lucci, C, Tennessee (160)
22. John Brown, T, Syracuse (176)
25. Don Coffee, E, Memphis State (199)

1962 — (Drafted 8)

1. Bob Ferguson, FB, Ohio State (8)
2. Dick Hudson, T, Memphis State (16)
3. John Hadt, QB, Kansas (24)
4. Bob Hill, T, Notre Dame (31)
4. Mack Burton, HB, San Jose State (32)
5. Bob Mittinger, DE, Penn State (34)
5. John Cornett, T, Rice (40)
6. Roy Winston, G, Louisiana State (42)
6. Frank Buncom, LB, Southern California (49)
7. Wendell Harris, HB, Louisiana State (51)
7. Bob Jackson, FB, New Mexico State (56)
8. Jerry Robinson, HB, Grambling (64)
9. Tommy Miner, HB, Baylor (72)
10. Dan Sullivan, T, Boston College (80)
11. Inv Bishop, G, Fresno State (88)
12. Ralph Smith, E, Marquette (93)
12. George Andrie, E, Marquette (96)
13. Charles Bryant, E, Ohio State (104)
17. Frank Gardner, T, North Carolina College (136)
20. Ron Hermann, QB, Bradley (160)
24. Homer Jones, HB, Texas Southern (192) (voided)
25. Sam Gruneisen, E, Villanova (200)

Future Selections

13. Ben Cuan, HB, Kansas (105)
14. James Bates, HB, Southern California (112)
15. Fred Moore, T, Memphis State (120)
16. George Gross, T, Auburn (128)
16. Denny Bidrowski, E, Memphis State (144)
19. Mike Lind, FB, Notre Dame (152)
21. Jesse Williams, E, Fresno State (168)
22. Jim Thibert, E, Toledo (175)
23. Dick Farris, G, North Texas State (184)
26. Mike Wouffe, G, Colorado (208)
27. Mel Rideout, QB, Richmond (216)
28. Ben Wilson, FB, Southern California (224)

1963 — (Drafted 2) Dec. 1, 1962

1. Walt Sweeney, E, Syracuse (2)
2. Rufus Guthrie, G, Georgia Tech (10)
3. Dave Robinson, E, Penn State (17)
3. Keith Kinderman, HB, Florida State (18)
4. Roy Williams, T, Pacific (26)
5. Larry Glueck, HB, Villanova (34)
6. Pat Emerick, LB, Western Michigan (42)
7. Choice to Denver
8. Gene Heaster, E, West Virginia (68)
9. Steve Barnett, T, Oregon (66)
10. Don Scott, T, Tampa (74)
11. Bob Pemich, T, West Texas State (82)
12. Jerry Baker, QB, Oregon State (90)
13. Dick Walton, G, Iowa State (98)
18. Choice to Oakland
19. Ernest Park, T, McMurry (Tex.) (145)
24. Bill Frank, T, Colorado (186)
25. Jerry Jazantzi, T, Arkansas (194)

Future Selections

14. Frank Lasky, T, Florida (106)
14. Harrison Rusc Dahl, G, Penn State (107)
14. Jack Cverko, G, Northwestern (109)
15. Mike Fracchia, HB, Alabama (114)
16. Gene Breen, LB, Virginia Tech (122)
17. Dick Drummond, HB, Geo. Washington (130)
20. Buddy Soefker, LB, Louisiana State (154)
21. Dan Points, T, Cincinnati (162)
22. Roger Gill, HB, Texas Tech (170)
23. Paul Walters, T, Miami, Ohio (178)
26. Ken Dill, C, Mississippi (202)
27. Harry Butsko, G, Maryland (210)
28. Steve Berzansky, FB, West Virginia (218)
28. Herman Hamp, HB, Fresno State (226)

1964 — (Drafted 8) Nov. 30, 1963

1. Ted Davis, E, Georgia Tech (8)
2. John Kirby, LB, Nebraska (16)
3. Perry Lee Dunn, DB, Mississippi (24)
4. Dave Parks, E, Texas Tech (32)
5. Pete Donmarac, C, West Virginia (36)
5. Gary Kinraz, T, Southern California (40)
6. Willie Brown, S, Southern California (48)
7. Roger Anderson, T, Virginia Union (51)
7. Pat Baten, FB, Hardin-Simmons (56)
8. George Seals, T, Missouri (64)
9. Choice to Oakland
10. Bob Long, E, Wichita State (74)
10. Dick Bowman, E, Syracuse (80)
11. Bob Horton, FB, Boston University (88)
12. Ron Carpenter, E, Texas A&M (96)
13. Kenny Graham, S, Washington State (104)

Future Selections

1. Howard Kindig, C, Los Angeles State (8)
2. Ed Mitchell, T, Southern (La.) (16)
3. Bob Daugherty, HB, Tulsa (24)
4. John Farris, T, San Diego State (32)
5. Bobby Robinson, G-LB, Mississippi (40)
6. Paul Carcel, C-LB, Pittsburgh (48)
7. Dick Klein, T, Wichita State (56)
8. Allen Klein, HB, Brigham Young (64)
9. Charles Hinton, C, Mississippi (72)
10. Ron Smith, QB, Richmond (80)
11. Bill Ben Burkello, HB, Tulsa (88)
12. Tom Lucas, G, Mississippi (96)
13. Frank Kinard, FB, Mississippi (104)

1965 — (Drafted 6) Nov. 28, 1964

1. Steve DeLong, G, Tennessee (6)
2. Roy Jefferson, E, Utah (14)
3. Allen Brown, E, Mississippi (22)
4. Steve Tensi, DB, Florida State (30)
5. Rick Redman, LB, Washington (38)
6. Will Beasley, FB, North Carolina A&T (46)
7. Jack Snow, E, Notre Dame (54)
8. Clancy Williams, HB, Washington State (62)
9. Jerry Wheelchel, QB, Massachusetts (70)
10. Gene Foster, HB, Arizona State (78)
11. Veran Smith, G, Utah State (86)
11. Bill Allison, FB, San Diego State (94)
13. Bill Ougley, LB, Villanova (112)
14. Don Floyd, E, Florida State (110)
15. Mike Howell, DB, Grambling (118)
16. John Godden, LB, San Diego State (126)
17. Leon Hardy, T, Texas Southern (134)
18. Bobby Evans, T, Texas A&M (142)
19. Braden Beck, X, Stanford (150)
20. Jack Edwards, C, Florida State (156)

Future Selections

1. Gary Garrison, E, San Diego State (6)
2. Larry Martin, T, San Diego State (14)
3. Stan Uzura, T, DE, California (22)
4. Doug Woodlet, LB, Memphis State (30)
5. Jim Weatherwax, T, Los Angeles State (38)
6. Tom Good, LB, Marshall (46)
7. Wayne Walf, E, East Tennessee State (54)
8. Roy Shivers, HB, Utah State (62)
9. Tony Carey, HB, Notre Dame (70)
10. Dave Plump, HB, Fresno State (78)
11. Jeff White, E, Texas Tech (86)
12. Mike Ciccolletta, LB, Dayton (94)

1966 — (Drafted 8) Nov. 28, 1965

1. Don Davis, T, Los Angeles State (7)
2. Nick Rassas, HB, Notre Dame (17)
3. Milt Morin, E, Massachusetts (25)
4. Charles Brown, HB, Syracuse (35)
5. Russ Smith, HB, Miami, Fla. (44)
6. Gary Pettigrew, DE, Stanford (54)
7. Jim Tolbert, E, Lincoln (Mo.) (63)
8. Doug Buffone, LB, Louisville (72)
9. Taft Reed, E-DB, Jackson State (80)
10. Danny Pride, LB, Tennessee A&I (90)
11. Terry Owens, E, Jacksonville State (Ala.) (99)
12. Ray Jones, HB, Los Angeles State (108)
13. Houston Ridge, DE, San Diego State (117)



14. Mike London, E. Wisconsin (126)
15. Shelly Novack, E. Long Beach State (135)
16. Bill Scott, DB, Idaho (444)
17. Ron Ogle, DT, Long Beach State (153)
18. John Travis, HB, San Jose State (162)
19. Jerome Bell, C, Oklahoma (171)
20. Bill McDowell, LB, Florida State (180)

Future Selections

1. Bob Windsor, E. Kentucky (8)
2. Diron Talbert, T, Texas (17)
3. Jeff Staggis, LB, San Diego State (26)
4. Laverie Pratt, LB, Idaho (35)
5. Rhome Nixon, E. Southern (L.A.) (44)
6. Joe Beauchamp, S, Iowa State (53)
7. Brad Hubbard, HB, Arizona (62)
8. St. Safford, E. San Jose State (71)
9. Wayne Page, DB, Oklahoma (80)
10. Wayne Becker, T, Montana (89)
11. Hugh Wright, FB, Adams State (Colo.) (98)

1967—(Drafted 14) Mar. 14

1. Ron Billingsley, DT, Wyoming (4)
2. Ron McCall, LB, Weber State (40)
3. Bob Howard, CB, San Diego State (48)
3. Harold Akin, T, Oklahoma State (67)
4. Dickie Post, HB, Houston (64)
5. Bernard Erickson, LB, Abilene Christian (121)
6. Nate Johns, F, San Diego State (147)
7. David Conway, K, Texas (173)
8. John Mills, E, Tennessee (193)
9. Steve Newell, E, Long Beach State (225)
10. Torre Ossimo, T, Western Michigan (251)
11. Carroll Jarvis, HB, Virginia (277)
12. Choice to Kansas City
13. Leon Carr, DB, Prairie View A&M (Tex.) (329)
14. Martin Baccaglio, DT, San Jose State (355)
15. Craig Scoggins, E, San Diego State (381)
16. Paul Phillips, T, South Carolina (407)
17. John Gibbs, HB, South Carolina State (433)

1968—(Drafted alternately 10-17) Jan. 21-23

1. Russ Washington, T, Missouri (4)
1. Jim Hill, S, Texas A&I (18)
2. Bill Lenikakis, C, Penn State (43)
3. Choice to Miami
4. Ken Dyer, FB, Arizona State (100)
5. William Perry, T, Kent State (129)
6. Choice to Cincinnati
7. Lane Fenner, FL, Florida State (183)
8. Elliott Cammage, TE, Tennessee (209)
9. Grundy Harris, RB, Southern (La.) (237)
10. Choice to Houston
11. Dennis Partee, C, Southern Methodist (291)
12. Jeff Queen, LB, Morgan State (317)
13. Fred Combs, DB, North Carolina State (345)
14. Jim Campbell, LB, West Texas State (371)
15. Dan Kramarczyk, T, Dayton (393)
15. Robert Wells, T, Johnson C. Smith, N.C. (403)
16. Dick Farley, DB, Boston University (425)
17. Dan Andrews, TE, West Texas State (453)

1969—(Drafted 18) Jan. 28-30

1. Marry Dornves, DB, Columbia (9)
1. Bob Babich, LB, Miami, Ohio (15)
2. Ron Savers, RB, Nebraska-Omaha (44)
3. Eugene Ferguson, T, Norfolk State (70)
4. Choice to Houston
5. Henry (Skip) Orszulak, FB, Pittsburgh (122)
6. Terry Swam, FL, Colorado State (147)
7. Choice to Miami
8. Craig Cotton, FL, Youngstown (Ohio) (200)
9. Joe Williams, DB, Southern (La.) (226)
10. David Arnold, G, Northwest Louisiana (251)
11. Willie Norwood, TE, Alcorn A&M (278)
12. Jim White, RB, Arkansas A&M (304)
13. Mike Simpson, DB, Houston (330)
14. Bill Ackman, DT, New Mexico State (356)
15. Charlie Jarvis, RB, Army (382)
16. Willie Davenport, FL, Southern (La.) (408)
17. Larry Remtz, DB, Florida (434)

1970—(Drafted alternately 15-16) Jan. 27-28

1. Walker Gillette, WR, Richmond (15)
2. Tom Williams, DT, California-Davis (42)
3. Choice to Buffalo for WR Richard Trapp

4. Bill Maddox, TE, Syracuse (34)
5. Petrus Farrar, RB, Norfolk State (119)
6. Billy Parks, WR, Long Beach State (146)
7. Jim Fabish, DB, Texas-EI Paso (171)
8. Wayne Clark, QB, U.S. International (199)
9. Chris Fletcher, S, Temple (223)
10. Mac Steen, G, Florida (250)
11. Jack Protz, LB, Syracuse (275)
12. Howard Gravelle, TE, California-Davis (302)
13. Bernard Bradley, QB, Utah State (327)
14. Iyronne Caldwell, DT, S. Carolina State (354)
15. Eugene Childs, RB, Texas-EI Paso (379)
16. Mike Green, RB, Nebraska (406)
17. David Sankis, G, Louisville (431)

1971—(Drafted 13) Jan. 28-29

1. Leon Burns, RB, Long Beach State (13)
2. Mike Montgomery, RB, Kansas State (65)
5. Bryant Sater, S, Pittsburgh (115)
5. Ray White, LB, Syracuse (117)
5. Phil Asack, DE, Duke (119)
6. Jacob Mayes, RB, Tennessee State (143)
7. Chuck Dicus, WR, Arkansas (169)
8. Leon Van Borkum, DE, San Diego State (195)
9. John Tannek, TE, Tennessee Tech (221)
10. Gary Novak, TE, Michigan State (247)
11. Don Pinson, DB, Tennessee State (273)
12. Wesley Garnett, WR, Utah State (289)
13. Sammy Milner, WR, Mississippi State (325)
14. Ed O'Daniel, DE, Texas Southern (351)
15. Eric Humston, LB, Muskingum (Ohio) (377)
16. Ed Foote, C, Hawaii (403)
17. Chip Kell, G, Tennessee (429)

1972 —(Drafted alternately 11-10-9-12) Feb. 1-2

2. Pete Lazoche, DE, Stanford (36)
3. Bill McClard, C, Arkansas (61)
5. Jim Bishop, TE, Tennessee Tech (116)
5. Harry Gooden, DE, Alcorn A&M (130)
6. Bruce Ward, G, San Diego State (141)
9. Fran Schmitz, DT, St. Norbert (Wisc.) (221)
10. Len Kolstad, LB, Whitewater (Wisc.) (246)
10. John Turner, TE, Long Beach State (270)
12. Sam Key, LB, Elon, N.C. (295)
13. Andy Seflridge, LB, Virginia (321)
14. John Van Reenen, DE, Washington State (351)
15. Charles Neugent, DB, Tuskegee, Ala. (376)
16. James Shaw, DB, Tulsa (401)
17. Oscar Dragon, RB, Arizona State (423)
17. Bob Tackett, T, Texas-EI Paso (426)

1973—(Drafted alternately 6-5-9-7) Jan. 30-31

1. Johnny Rodgers, WR, Nebraska (25)
3. Dan Fouts, QB, Oregon (64)
4. James Thaxton, TE, Tennessee State (84)
5. Willie McSee, WR, KR, Alcorn A&M (123)
5. John Knobie, LB, Weber State (125)
6. Marvin Roberts, C, Michigan State (135)
9. Tab Bennett, LB, Illinois (214)
10. Cliff Burnett, DE, Montana (239)
11. Jay Douglas, C, Memphis State (268)
12. Lynn Ahrens, T, Eastern Montana (293)
13. Alfred Reese, RB, Tennessee State (318)
14. Tony Adams, QB, Utah State (343)
15. Gary Parris, TE, Florida State (372)
16. Joe Petty, DB, Arizona State (397)
17. Barry Darrow, T, Montana (422)

1974 —(Drafted alternately 2-3) Jan. 29-30

1. Bo Matthews, RB, Colorado (2)
1. Don Goodie, LB, Kansas (15)
2. Mark Markovich, C, Penn State (43)
4. Harrison Davis, WR, Virginia (81)
5. John Tealink, DT, Western Illinois (105)
5. Jesse Freitas, DB, San Diego State (123)
8. Tom Forrest, G, Cincinnati (185)
8. Ron Boatwright, T, Oklahoma State (206)
9. Danny Colbert, S, Tulsa (210)
10. John Ketchyjohn, LB, Santa Clara (237)
11. Dave Drannell, TE, Arizona State (252)
12. Sam Williams, DB, California (269)
13. Brian Ventelebois, T, Idaho State (314)
14. Greg Bailey, DB, Long Beach State (341)
15. Charles Anthony, LB, Southern California (366)
15. Greg Meckza, TE, Bowling Green (386)
16. Neal Skarin, DE, Arizona State (393)
17. Charles DeLamett, DT, San Jose State (418)

1975—(Drafted alternately 0-7-6) Jan. 28-29

1. Gary Johnson, DT, Grambling (8)
1. Mike Williams, CB, Louisiana State (22)
2. Louie Ketcher, DT, Southern Methodist (30)
2. Fred Dean, LB, Louisiana Tech (33)
3. Mike Fuller, DB, Auburn (73)
4. Ken Bernich, LB, Auburn (101)
5. Kevin Nostbusch, DT, Notre Dame (111)
5. Charles Waddell, TE, North Carolina (125)
6. John Carroll, WR, Oklahoma (134)
6. Billy Shields, TE, Georgia Tech (136)
7. Ricky Young, RB, Jackson State (164)
8. Barry Collier, T, Georgia (203)
8. Ralph Perretta, G, Purdue (206)
9. Larry Keller, LB, Houston (214)

10. Otha Bradley, DT, Southern California (242)
11. Vince Phason, DB, Arizona (257)
11. Ike McPeak, WR, San Jose State (284)
12. Jerry Deth, LB, North Dakota State (292)
13. Pete Demmerle, WR, Notre Dame (320)
13. Glen Printers, RB, Southern California (335)
14. Reggie Barnett, DB, Notre Dame (345)
15. John Housch, G, Oklahoma (370)
16. Chip Selvestry, G, Yankee (S.D.) (398)
16. Neal Jeffrey, QB, Baylor (423)

1976—(Drafted alternately 4-3) April 9-9

1. Joe Washington, RB, Oklahoma (4)
2. Don Macek, G, Boston College (31)
3. Larry Dorsov, WR, Tennessee State (64)
4. Bob Horn, M.B., Oregon State (84)
4. Ron Singleton, TE, Grambling (113)
4. Arnie Owens, WR, West Virginia (115)
5. Woodrow Lowe, LB, Alabama (131)
8. Tony DiPierzo, C, Oklahoma (212)
9. Lynn Harrison, RB, Georgia (251)
10. Jeff Penlinger, DE, Michigan (268)
11. Ray Preston, LB, Syracuse (295)
13. Ron Lee, S, Oregon (322)
13. John Lee, DT, Nebraska (351)
14. Ed Jones, G, Cincinnati (378)
16. Jack Hoffman, DL, Indiana (407)
16. Jack Harrison, G, California (434)
17. Clarence Sanders, LB, Cincinnati (463)

1977—(Drafted alternately 14-12-12) May 3-4

1. Bob Rush, C, Memphis State (24)
3. Keith King, S, Colorado State (77)
5. Clarence Williams, RB, South Carolina (124)
5. Cliff Olander, P, QB, New Mexico State (128)
6. Dave Lindstrom, DE, Boston University (145)
6. Lawrence Barnes, RB, Tennessee State (151)
6. Pete Shaw, S, Northwestern (152)
7. Ron Bush, CB, Southern California (181)
9. Gene Washington, WR, Georgia (234)
10. Curtis Townsend, LB, Arkansas (265)
12. Jim Stanski, TE, Eastern Michigan (319)

1978—(Drafted alternately 14-13-15) May 2-3

1. John Jefferson, WR, Arizona State (14)
2. Milton Hardaway, T, Oklahoma State (40)
3. Ricky Anderson, RB, South Carolina State (77)
5. John Choma, G, Virginia (135)
5. Cliff Fetherstone, CB, Colorado State (180)
8. Gavin Hedrick, P, Washington State (200)
9. Henry Bradley, DT, Alcorn State (237)
9. Blake Whitlatch, LB, Louisiana State (248)
10. Charles Price, TE, Cincinnati (264)
12. Kevin Bell, WR, Lamar (Tex.) (321)

1979—(Drafted alternately 20-19-18-17-21) May 3-4

1. Keller Winslow, TE, Missouri (13)
3. Cliff Thirt, M.B., East Central Oklahoma (73)
4. John Floyd, WR, NE Louisiana (104)
8. Wilbur Hasty, RB, Hawaii (210)
9. Alvin Barrett, WR, Angelo State (Tex.) (237)
10. John Pettuccio, DT, Penn State (265)
10. Al Green, S, Louisiana State (269)
11. Doye Rader, DB, Tulsa (295)
12. Frank Duncan, S, San Francisco State (321)

1980—(Drafted 26th) April 29-30

4. Ed Luther, QB, San Jose State (101)
4. Bob Gregg, S, Washington State (108)
6. La Rue Harrington, RB, Norfolk State (151)
6. Wayne Hamilton, LB, Alabama (163)

- Chuck Loewen, G, South Dakota State (175)
- Stuart Dadds, P, Montana State (191)
- Curtis Simmes, RB, North Alabama (219)
- Steve Whitman, RB, Alabama (247)
- John Singleton, DE, Texas-El Paso (303)
- Harry Price, WR, McNeese State (331)

1980 Supplemental Draft — July 17

- Billy Mullins, WR, Southern California (243)

1981 — (Drafted 24) April 28-29

- James Brooks, RB, KR, Auburn (24)
- Irvn Phillips, CB, Arkansas Tech (77)
- Amos Lawrence, RB, North Carolina (103)
- Eric Slevens, TE, Maryland (107)
- Keith Ferguson, LB, Ohio State (131)
- Andrew Gissingier, T, Syracuse (141)
- Bobby Duckworth, WR, Arkansas (162)
- Pete Holohan, TE, Notre Dame (169)
- Robert Parham, FB, Grambling (186)
- Matt Petrzalka, T, Iowa (290)
- Carlos Bradley, LB, Wake Forest (300)
- Stacy Charles, WR, Bethune-Cookman (327)

1982 — (Drafted alt. 23-22-21-20-23) April 27-28

- Hollis Hall, CB, Clemson (188)
- Maury Buford, P, Texas Tech (215)
- Warren Lyles, DT, Alabama (246)
- Andre Young, S, Louisiana Tech (273)
- Anthony Watson, S, New Mexico (293)

1983 — (Drafted alt. 22-21-24-23-22) May 2

- Billy Ray Smith, LB, Arkansas (5)
- Gary Anderson, RB, Arkansas (20)
- Bill Byrd, CB, San Jose State (22)
- Danny Walters, CB, Arkansas (35)
- Trumaine Johnson, WR, Grambling (141)
- Bill Eiko, DT, Louisiana State (192)
- Earnest Jackson, RB, Texas A&M (202)
- Mike Green, LB, Oklahoma State (245)
- Bruce Mathison, QB, Nebraska (272)
- Tim Kearse, WR, San Jose State (303)
- Tim Spencer, RB, Ohio State (308)
- Billy Blalock, S, Tennessee Tech (314)
- Chuck Ehin, DE, Brigham Young (330)

1984 — (Drafted alternately 6-5) May 1

- Mossy Cade, CB, Texas (5)
- Mike Guending, LB, Northwestern (33)
- Lionel James, RB, KR, Auburn (118)
- Keith Guthrie, NT, Texas A&M (144)
- Jesse Bendross, WR, Alabama (173)
- Ray Woodard, DE, Texas (199)
- Bob Craighead, RB, Northeast Louisiana (219)
- Zachary Barnes, DE, Alabama State (230)
- Buford McGehee, RB, Mississippi (266)
- Paine Harper, WR, LaVerne (331)

1984 Supplemental Draft — (Drafted 6-5-6) June 5

- Lee Williams, DE, Bethune-Cookman (5)
(Previous: Los Angeles, USFL)
- Steve Smith, QB, Michigan (33)
(Previous: Montreal, CFL)
- Clarence Collins, WR, Southern Illinois (62)
(Previous: New Jersey, USFL)

1985 — (Drafted alternately 12-11-10) April 30

- Jim Lachey, T, Ohio State (12)
- Wayne Davis, CB, Indiana State (38)
- Jeff Dale, S, Louisiana State (55)
- John Hendy, CB, Long Beach State (69)
- Ralf Mojsiejenko, P, K, Michigan State (96)
- Terry Lewis, CB, Michigan State (150)
- Mark Fellows, QB, Montana State (196)
- Curtis Adams, RB, Central Michigan (207)
- Paul Berner, QB, Pacific (234)
- Dan Remsburg, T, Abilene Christian (252)
- David King, CB, Auburn (264)
- Jeff Smith, NT, Kentucky (291)
- Tony Simmons, DE, Tennessee (318)
- Bret Pearson, TE, Wisconsin (329)

1986 — (Drafted alternately 14-17-16) April 29

- Leslie O'Neal, DE, Oklahoma State (8)
- James FitzPatrick, T, Southern California (13)
- Terry Unrein, DE, Colorado State (67)
- Jeff Walker, T, Memphis State (71)

- Ty Allert, OLB, Texas (95)
- Tommy Taylor, LB, UCLA (97)
- Doug Landry, OLB, Louisiana Tech (118)
- Donald Brown, CB, Maryland (129)
- Matt Johnson, S, Southern California (133)
- Curtis Padridge, WR, Northern Illinois (155)
- Fred Smalls, OLB, West Virginia (162)
- Mike Perrino, T, Notre Dame (203)
- Mike Zordich, S, Penn State (235)
- Charles Sanders, RB, Slippery Rock, Pa. (253)
- Drew Smetana, T, Oregon (298)
- Jeff Sprowls, S, Brigham Young (320)
- Mike Travis, S, Georgia Tech (333)

1987 — (Drafted alternately 5-4-3) April 28

- Rod Bernstein, TE, Texas A&M (24)
- Louis Brock, CB, Southern California (53)
- Karl Wilson, DE, LSU (59)
- Mark Vlasic, QB, Iowa (89)
- Nelson Jones, CB, North Carolina State (116)
- Jamie Holland, WR, Ohio State (173)
- Joe Mac Eskier, T, Texas-El Paso (199)
- Hon Brown, OLB, Southern California (204)
- Tom Witcheer, RB, Michigan (226)
- Anthony Anderson, DB, Grambling (256)
- Joe Goebel, C, UCLA (284)
- Marcus Greenwood, RB, UCLA (310)

1988 — (Drafted alt. 15-18-17-16) April 24-25

- Anthony Miller, WR, Tennessee (15)
- Quinn Early, WR, Iowa (60)
- Joe Campbell, DE, New Mexico State (91)
- Stacy Searels, C, Auburn (93)
- David Richards, T, UCLA (98)
- Cedric Figaro, LB, Notre Dame (152)
- Joey Howard, T, Tennessee (238)
- Ed Miller, C, Pittsburgh (285)
- George Hinkle, DE, Arizona (292)
- Wendell Phillips, S, North Alabama (324)

1989 — (Drafted alternately 9-8) April 23-24

- Burt Grossman, DE, Pittsburgh (8)
- Courtney Hall, C, Rice (37)
- Billy Joe Tolliver, QB, Texas Tech (51)
- Elliott Smith, CB, Alcorn State (120)
- Marion Butts, FB, Florida State (183)
- Terence Jones, QB, Tulane (195)
- Dana Brinson, WR/KR, Nebraska (204)
- Pat Davis, TE, Syracuse (231)
- Ricky Andrews, ILB, Washington (260)
- Victor Floyd, RB, Florida State (287)

1990 — (Drafted alternately 7-8) April 23-24

- Junior Seau, LB, Southern California (5)
- Jeff Mills, OLB, Nebraska (57)
- Leo Coates, T, Hawaii (60)
- Walter Wilson, WR, East Carolina (67)
- John Friesz, QB, Idaho (138)
- Frank Cornish, C, G, UCLA (143)
- David Pool, CB, Carson-Newman, Tenn. (145)
- Derrick Walker, TE, Michigan (163)
- Jeff Novak, G, Southwest Texas State (172)
- Joe Staysniak, T, Ohio State (185)
- Nate Lewis, WR, Oregon Tech (197)
- Keith Collins, CB, Appalachian State (193)
- J.J. Fannigan, RB, Colorado (201)
- Chris Goetz, G, Pittsburgh (227)
- Ken Berry, CB, Miami (256)
- Tommie Stowers, FB, Missouri (283)
- Elliott Searcy, WR, Southern (La.) (325)

1991 — (Drafted alt. 10-9-8-12-11) April 21-22

- Stanley Richard, S, Texas (9)
- George Thomson, DT, Alabama (36)
- Eric Bieniemy, RB, Colorado (38)
- Eric Moten, G, Michigan State (47)
- Yancey Thigpen, WR, Winston-Salem St. (90)
- Duane Young, TE, Michigan State (123)
- Floyd Fields, S, Arizona State (127)
- Jimmy Laister, DT, Oregon Tech (160)
- David Jones, WR, Delaware State (177)
- Terry Beauford, DL, Florida A&M (192)
- Andy Katzo, LB, Oregon State (230)
- Roland Poles, FB, Tennessee (254)
- Mike Helot, C, Notre Dame (257)
- Joe Weinberg, WR, Johnson C. Smith (N.C.) (290)
- Chris Samuels, RB, Texas (317)

1992 — (Drafted alternately 5-6-7) April 26-27

- Chris Mims, DE, Tennessee (23)
- Marquez Pope, CB, Fresno State (33)
- Ray Whitledge, WR, Pasadena CC (53)
- Curtis Whittier, C, Clemson (117)
- Kevin Lurie, LB, North Carolina A&T (131)
- Eric Jonasson, T, Bloomsburg College (140)
- Reggie White, DT, North Carolina A&T (149)
- Deems May, TE, North Carolina (174)
- James Fuller, S, Portland State (201)
- Johnnie Barnes, WR, Hampton (Va.) (231)
- Arthur Paul, DT, Arizona State (256)
- Keith McLee, RB, Texas A&M (265)
- Carlos Huerta, C, Miami (316)

1993 — (Drafted alternately 20-24) April 25-26

- Darren Gordon, CB, Stanford (22)
- Natrone Means, RB, North Carolina (41)
- Joe Cocozzo, G, Michigan (64)
- Raylee Johnson, DE, Arkansas (95)
- Walter Dunson, WR, Middle Tennessee State (134)
- Eric Castle, FS, Oregon (161)
- Doug Miller, OLB, South Dakota State (188)
- Frent Green, QB, Indiana (222)

1994 — (Drafted alternately 12-17) April 24-25

- Isaac Davis, G, Arkansas (43)
- Vaughn Parker, G, UCLA (63)*
- Andre Coleman, WR, Kansas State (70)
- Willie Clark, CB, Notre Dame (82)*
- Aaron Laing, TE, Tennessee State (137)
- Rodney Harrison, S, Western Illinois (145)
- Darren Krim, DE, Miami (150)
- Tony Vinson, RB, Towson State (Md.) (161)*
- Zane Beesh, LB, Kentucky (207)

1995 — (Drafted 29) April 22-23

- Terrance Shaw, CB, Stephen F. Austin (34)
- Terrill Fretzher, RB, Wisconsin (51)
- Jimmy Diver, WR, Texas Christian (51)
- Don Sosa, DT, Washington State (93)
- Preston Harrison, LB, Ohio State (98)
- Chris Cowart, LB, Florida State (104)
- Aaron Hayden, RB, Tennessee (100)
- DMar Ellison, WR, Florida State (162)
- Troy Sienkiewicz, G, New Mexico State (177)
- Brandon Harrison, WR, Howard Payne (183)
- Craig Whelihan, QB, Pacific (197)
- Tomy Bent, T, Colorado (200)
- Mark Monteau, CB, Concordia (Can.) (237)

1996 — (Drafted alt. 21-20-19-23-22) April 20-21

- Bryan Still, WR, Virginia Tech (41)
- Patrick Sapp, OLB, Clemson (50)
- Brian Roche, TE, San Jose State (81)
- Charlie Jones, WR, Fresno State (114)
- Junior Soti, DT, Arkansas (155)
- Jim Mills, T, Idaho (190)
- Bryan Stuberberg, C, Colorado (192)
- Freddie Bradley, RB, Sonoma State (Ca.) (231)

1997 — (Drafted alternately 16-15-14-13) April 19-20

- Ryan Lead, TE, North Carolina (45)
- Michael Hamilton, OLB, North Carolina A&T (74)
- Raleigh Underree, T, South Carolina State (109)
- Kenny Bynum, RB, South Carolina State (136)
- Paul Bradford, CB, Portland State (146)
- Daniel Palmer, T, Air Force Academy (178)
- Toran James, LB, North Carolina A&T (218)
- Tony Corbin, QB, Sacramento State (237)*

1998 — (Drafted alternately 3-2-5-4) April 18-19

- Avan Lead, QB, Washington State (2)
- Michael Ricks, WR, Stephen F. Austin (59)
- Cedric Harden, DE, Florida A&M (126)
- Clifford Ivory, CB, Troy State (155)
- Jon Hoskins, LB, Stanford (194)
- Kio Sanford, WR, Kentucky (234)*

1998 Supplemental Draft — (Drafted 4) July 9

- Jamal Williams, DT, Oklahoma State (1)

**1999—(Drafted alternately 8-9) April 19-20**

- Pick used in 1998 Supplemental Draft for Jamal Williams, DT, Oklahoma State
- Jermaine Fazzande, FB, Oklahoma (60)
- Steve Heiden, TE, South Dakota State (69)
- Jason Perry, QB, North Carolina State (104)
- Adrian Dingle, DE, Clemson (139)
- Ronald Nelson, G, McNeese State (141)
- Tyrome Bell, DB, North Alabama (178)

2000—(Drafted alt. 13-12-21-19-18-16) April 15-16

- Hogers Beckett, S, Marshall (43)
- Damion McIntosh, T, Kansas State (83)
- Frevon Gaylor, WR, Miami, Ohio (111)
- Leonardo Carson, DT, Auburn (113)
- Shannon Taylor, LB, Virginia (184)
- Darren Wheeler, CB, Colorado (203)*
- Jalaun Seider, QB, Florida A&M (205)*
- Jason Thomas, G, Hampton (222)

2001—(Drafted 1) April 21-22

- LaDainian Tomlinson, RB, Texas Christian (5)
- Drew Brees, QB, Purdue (32)
- Tay Coby, CB, Florida State (57)
- Carlos Polk, LB, Nebraska (112)
- Elliott Silvers, T, Washington (132)
- Zeke Moreno, LB, Southern California (139)
- Brandon Corin, T, Purdue (201)
- Robert Carswell, FS, Clemson (244)*

2002—(Drafted 5) April 20-21

- Quentin Jammer, CB, Texas (5)
- Tomio Fomoti, G, Nebraska (39)
- Reche Caldwell, WR, Florida (46)
- Ben Leber, LB, Kansas State (71)
- Justin Peele, TE, Oregon (103)
- Terry Charles, WR, Portland State (142)
- Matt Anderle, T, Minnesota (178)
- Seth Burford, QB, Cal Poly-SLO (216)

2003—(Drafted 15) April 25-27

- Sammy Davis, CB, Texas A&M (30)
- Drayton Florence, CB, Tuskegee (46)
- Terrence Kiel, S, Texas A&M (62)
- Courtney VanBuren, T, Arkansas-Pine Bluff (60)
- Matt Wilhelm, LB, Ohio State (112)
- Mike Scifres, P, Western Illinois (149)
- Hank Milligan, FS, Houston (188)
- Andrew Pincock, FB, South Carolina (229)

2004—(Drafted 1) April 24-25

- Eli Manning, QB, Mississippi (1)
- Igor Dlstanskiy, DT, Oregon (35)
- Nate Kaeding, K, Iowa (65)
- Nick Hardwick, C, Purdue (66)
- Straun Phillips, LB, Purdue (96)
- Deve Bell, DE, UCLA (133)
- Michael Turner, RB, Northern Illinois (154)
- Ryan Krause, TE, Nebraska-Omaha (169)
- Ryan Bingham, DT, Nebraska (214)
- Shane Olivea, G, Ohio State (209)
- Carlos Joseph, T, Miami (254)*

2005—(Drafted 28) April 23-24

- Shawne Merriman, OLB, Maryland (12)
- Luis Castillo, DE, Northwestern (28)
- Vincent Jackson, WR, Northern Colorado (61)
- Darren Sproles, RB, Kansas State (130)
- Wesley Britt, T, Alabama (164)
- Wes Sims, G, Oklahoma (177)
- Scott Mruzickowski, C, Bowling Green (242)

2006—(Drafted alt. 19-18-17-16) April 29-30

- Antonio Cromartie, CB, Florida State (19)
- Marcus McNeill, T, Auburn (50)
- Charlie Whitehurst, QB, Clemson (81)
- Tim Dobbins, LB, Iowa State (151)
- Jerome Clary, T, Kansas State (167)
- Kurt Smith, K, Virginia (189)
- Chase Page, DT, North Carolina (225)
- Jimmy Martin, T, Virginia Tech (227)

2007—(Drafted 30) April 29-29

- Buster Davis, WR, Louisiana State (30)
- Eric Weddle, S, Utah (37)
- Anthony Waters, LB, Clemson (96)*
- Scott Chandler, TE, Iowa (129)
- Legeddu Naneze, WR, Boise State (172)
- Brandon Siler, LB, Florida (240)

2007 Supplemental Draft—(Drafted 28) July 12

- Paul Oliver, CB, Georgia (28)

2008—(Drafted 27) April 25-27

- Antoine Casson, CB, Arizona (27)
- Jacob Hester, FB, Louisiana State (69)
- Pick used in 2007 Supplemental Draft to select Paul Oliver, CB, Georgia
- Marcus Thomas, RB, Texas-El Paso (166)
- DeLuan Tribble, CB, Boston College (192)
- Corey Clark, T, Texas A&M (234)

2009—(Drafted 16) April 25-26

- Larry English, LB, Northern Illinois (16)
- Louis Vasquez, G, Texas Tech (78)
- Vaughn Martin, DE, Western Ontario (Can.) (101)
- Tyronne Green, G, Auburn (133)
- Garrell Johnson, RB, Colorado State (134)
- Brandon Hughes, CB, Oregon State (148)
- Kevin Ellison, S, Southern California (189)
- Demetrius Byrd, WR, Louisiana State (224)

2010—(Drafted 28) April 22-24

- Ryan Matthews, RB, Fresno State (12)
- Donald Butler, LB, Washington (79)
- Darrell Stuckey, SS, Kansas (110)
- Cam Thomas, DT, North Carolina (146)
- Jonathan Crompton, QB, Tennessee (168)*
- Dedrick Epps, TE, Miami (235)

2011—(Drafted 18) April 29-30

- Corey Luget, DE, Illinois (18)
- Marcus Gilchrist, CB-KR, Clemson (50)
- Jonas Mouton, LB, Michigan (61)
- Vincent Brown, WR-KR, San Diego State (82)
- Shareece Wright, CB, Southern California (89)
- Jordan Todman, RB, Connecticut (183)
- Stephen Schilling, T, Michigan (201)*
- Andrew Gachkar, LB, Missouri (234)*

2012—(Drafted 18) April 28-29

- Melvin Ingram, OLB, South Carolina (18)
- Kendall Reyes, DE, Connecticut (49)
- Brandon Taylor, SS, Louisiana State (73)
- Ladarious Green, TE, Louisiana-Lafayette (110)
- Jahnnie Troutman, G, Penn State (149)
- David Molk, C, Michigan (226)
- Edwin Baker, RB, Michigan State (250)*

2013—(Drafted 11) April 25-27

- D.J. Fluker, T, Alabama (11)
- Manti Te'o, LB, Notre Dame (39)
- Keenan Allen, WR, California (76)
- Steve Williams, CB, California (145)
- Tourek Williams, OLB, Florida International (179)
- Brad Storenson, QB, Southern Utah (221)

2014—(Drafted 25) May 8-10

- Jason Verrett, CB, Texas Christian (25)
- Jeremiah Attaochu, OLB, Georgia Tech (50)
- Chris Wait, G, Notre Dame (99)
- Ryan Carrethers, DT, Arkansas State (165)
- Marion Grice, RB, Arizona State (201)
- Ievin Reese, WR, Baylor (240)

* Compensatory Selection

ALL-TIME DRAFT PICKS BY SCHOOL

Southern California	22	Hawaii	3	LaVerne (Calif.)	1
Noire Dame	16	Illinois	3	Lincoln (Mo.)	1
Florida State	14	Iowa State	3	Louisiana-Lafayette	1
San Diego State	14	Louisiana Tech	3	Marquette	1
Auburn	13	Miami (Ohio)	3	McMurray (Tex.)	1
Louisiana State	13	Minnesota	3	Middle Tennessee State	1
Mississippi	13	Montana	3	Mississippi State	1
Tennessee	12	Norfolk State	3	Morgan State	1
Arkansas	11	North Alabama	3	Muskingum (Ohio)	1
Arizona State	10	Northern Illinois	3	New Mexico	1
Nebraska	10	Portland State	3	Norbert (Wisc.)	1
Ohio State	10	South Dakota State	3	North Carolina College	1
San Jose State	10	Tennessee Tech	3	North Dakota State	1
Syracuse	10	Texas Southern	3	North Texas	1
Texas A&M	10	Villanova	3	Northern Colorado	1
UCLA	10	Virginia Tech	3	Northwestern State/Northwest Louisiana	1
Alabama	9	West Texas State	3	Pasadena CC (Ca.)	1
Clemson	9	Western Illinois	3	Pennsylvania	1
Colorado	9	Aztlene Christian	2	Prairie View A&M	1
Oklahoma	9	Arkansas-Pine Bluff/Arkansas (AM&N)	2	Presbyterian	1
Washington State	9	Bethune-Cookman	2	Sacramento State	1
Florida	8	Bowling Green	2	San Francisco State	1
Fresno State	8	California-Davis	2	Santa Clara	1
Grambling	8	Connecticut	2	Slippery Rock (Pa.)	1
Long Beach State	8	East Carolina	2	Sonoma State (Ca.)	1
Memphis/Memphis State	8	Hampton	2	Southern Illinois	1
Michigan	8	Howard Payne (Tex.)	2	Southern Mississippi	1
Michigan State	8	Jackson State	2	Southern Utah	1
New Mexico State	8	Johnson C. Smith (N.C.)	2	Southwest Texas State	1
Penn State	8	Louisville	2	Tampa	1
Texas	8	Marshall	2	Temple	1
Iowa	7	Massachusetts	2	Tennessee A&I	1
North Carolina	7	McNeese State	2	Texas A&I/Texas A&M Kingsville	1
Oregon	7	Montana State	2	Toledo	1
Pittsburgh	7	NE Louisiana/Louisiana-Monroe	2	Towson State (Md.)	1
Purdue	7	Nebraska-Omaha	2	Troy	1
Texas Tech	7	Oregon Tech	2	Tulane	1
Colorado State	6	Rice	2	U.S. International	1
Georgia	6	Southern Methodist	2	Wake Forest	1
Georgia Tech	6	Stephen F. Austin	2	Western Ontario (Can.)	1
Kansas State	6	Tuskegee (Ala.)	2	Whitewater (Wisc.)	1
Miami (Fla.)	6	Utah	2	Whitworth (Wash.)	1
Missouri	6	Virginia Union	2	Winston-Salem State (N.C.)	1
Oklahoma State	6	Weber State	2	Wyoming	1
South Carolina	6	Western Michigan	2	Xavier	1
Southern (La.)	6	Wichita State	2	Yale	1
Tennessee State	6	Adams State (Colo.)	1	Yorkton (S.D.)	1
Texas-El Paso	6	Air Force	1	Youngstown State	1
Tulsa	6	Alabama State	1		
Virginia	6	Angelo State (Tex.)	1		
Washington	6	Appalachian State	1		
West Virginia	6	Arkansas State	1		
Alcorn State (Alcorn A&M)	5	Arkansas Tech	1		
California	5	Army	1		
Cincinnati	5	Bloomsburg (Pa.)	1		
Idaho	5	Boise State	1		
Kentucky	5	Bradley	1		
Maryland	5	Brown	1		
North Carolina A&T	5	Cal Poly-San Luis Obispo	1		
Northwestern	5	Carson-Newman (Tenn.)	1		
South Carolina State	5	Central Michigan	1		
Stanford	5	Columbia	1		
Utah State	5	Concordia (Can.)	1		
Arizona	4	Dartmouth	1		
Citadel	4	Delaware State	1		
Houston	4	Duke	1		
Indiana	4	East Central Oklahoma	1		
Kansas	4	East Tennessee State	1		
Los Angeles State	4	East Texas State	1		
North Carolina State	4	Eastern Michigan	1		
Oregon State	4	Eastern Montana	1		
Pacific	4	Elon	1		
Richmond	4	Florida International	1		
Texas Christian	4	George Washington	1		
Wisconsin	4	Hardin-Simmons	1		
Baylor	3	Idaho State	1		
Boston	3	Indiana State	1		
Boston College	3	Jacksonville State (Ala.)	1		
Brigham Young	3	Kansas City	1		
Dayton	3	Kent State	1		
Florida A&M	3	Lamar (Tex.)	1		

TRADE HISTORY



1970

4/28 TE Jacques MacKinnon to Green Bay for 1971 5th (116, Bryan Salter)
 5/3 DE Joe Owens from New Orleans for 1971 4th
 8/4 SS Kenny Graham to Cincinnati for 1971 5th (119, Phil Asack)
 10/16 RB Mike Garrett from Kansas City for 1971 2nd (39)

1971

5/19 WR Lance Alworth to Dallas for TE Pettis Norman, T Tony Liscio and DT Ron East
 5/26 CB Leslie Duncan to Washington for 1973 5th (223, Willie McGee)
 6/24 DT Kevin Hardy from Green Bay for 1972 1st (11)
 9/8 C Carl Mauck from Miami for 1972 4th (99)
 9/8 RB Eddie Ray from New England for 1972 7th (165)
 11/19 T Tony Liscio to Dallas for 1975 5th (130, Harry Gooden)

1972

1/29 DE Deacon Jones, DT Greg Wojcik and RB Lee White from Los Angeles Rams for LB Jeff Staggis, 1972 2nd and 1973 2nd (31) and 3rd (60)
 1/31 DT George Wright from Baltimore for 1972 4th (91) and 6th (91), and 1973 4th (85)
 1/31 RB Leon Burns and WR Walker Gillette to St. Louis for RB Sid Edwards and WR Dave Williams
 2/2 C Cal Winthrow to Green Bay for 1972 17th (3, Oscar Dragon)
 3/27 LB Ed Philpott from New England for 1973 7th
 4/19 S Jim Hill to Green Bay for DE Lionel Aldridge and 1974 3rd
 5/5 DT Andy Rice to Kansas City for 1973 7th
 5/9 LB Bob Bruggers to Cincinnati for T ERNIE WRIGHT
 6/19 DE Cal Snowden from Buffalo for 1973 5th
 7/1 DT John Richardson from Mia for 1973 6th
 7/22 T Gary Nowak to Kansas City for 1973 9th
 7/22 TE Jim Bishop to Kansas City for 1973 6th
 7/26 DE Steve Delung to Chicago for 1973 4th (84, James Thaxton)
 7/31 Cash to Rams for TE Luther Palmer
 7/31 RB Jesse Taylor and 1974 6th (206, Ben Boatwright) from Los Angeles Rams for 1974 7th (158)
 7/31 RB Jeff Queen to Oakland for 1973 3rd (64, Dan Fouts)
 7/31 WR Billy Parks and RB Mike Montgomery to Dallas for RB Duane Thomas
 7/31 LB Tim Rossovich from Philadelphia for 1973 1st (6)
 8/1 RB Eddie Ray and San Francisco's 1972 3rd (via Washington) to Denver for DT Dave Costa
 8/8 RB Marty Domres to Baltimore for Washington's 1972 1st (25), and TE John Andrews
 9/4 CB Leonard Dunlap from Baltimore for 1973 4th (85)
 9/6 DT George Wright to Cleveland for 1973 5th (125, John Knoble)

1973

1/22 QB Johnny Unitas from Baltimore for cash
 1/25 RB Tom Matte from Baltimore for 1973 6th
 1/26 QB John Hadl to Los Angeles Rams for DE Coy Bacon and RB Bob Thomas
 4/10 S Chuck Detwiler, DE Lee Thomas and player to be named later to Buffalo for 1974 2nd (43, Mark Markovitch)
 5/22 S Ron Smith from Chicago for 1974 3rd
 7/20 RB Duane Thomas to Washington for 1973 1st (22, Mike Williams) and 1976 2nd
 8/1 CB Ray Jones to Denver for cash
 8/7 K Bill McDard to Los Angeles Rams for 1974 5th
 8/27 WR Bill Mallinchak to Washington for 1975 6th (203, Barry Collier) and 1974 15th (386, Greg Mezcka)
 8/31 DE Louis Ross from Atlanta for 1974 6th
 9/5 LB Mike Stratton from Buffalo for 1974 5th
 9/5 LB Bob Babich and 1975 4th (89) to Cleveland for 1974 1st (16, Don Goode) and 1975 2nd (30, Louie Kelcher)
 9/5 LB Carl Gersbach and RB Clint Jones from Minnesota for 1974 2nd (29) and 3rd

1974

1/9 QB Wayne Clark to Cincinnati for QB Virgil Center
 1/29 G Walt Sweeney to Washington for 1974 5th (105, John Teerlink), 1975 6th and 1976 4th (115, Arie Owens) (from Oakland)
 2/25 DE Dennis Wirgowski from Philadelphia for 1975 6th (Choice was rescinded because he did not make squad)
 3/1 RB Reece Morrison from Cincinnati for \$100 and clear title rights to QB Wayne Clark
 4/10 S Bryant Salter and 1975 6th to Washington for 1976 3rd and 1977 2nd and 3rd (77, Keith King)
 8/2 LB Fred Forsberg from Buffalo for \$100
 8/6 LB John Knoble from Rams for \$100
 8/6 G Tom Forrest to Chicago for \$100
 8/12 DE Deacon Jones and 1975 6th (189) to Washington for 1977 3rd (77, Keith King)
 8/15 S Ron Smith to Oakland for 1975 4th (101, Ken Bernick) and 8th (206, Ralph Perretta)
 8/23 DT Dave Rowe from New England (via Washington) for 1975 6th
 8/29 RB Bill Rudder to NY Giants for 1975 7th
 9/5 DT Bob Brown from Green Bay for 1975 3rd (59)
 9/5 DT Dave Costa to Buffalo for 1975 5th (125, Charles Waddell)
 9/6 CB Willie McGee to Los Angeles Rams for 1975 6th
 9/24 TE James Thaxton to Cleveland for 1975 6th (134, John Carroll)

1975

1/28 RB Sid Edwards to Chicago for 1975 3rd (73, Mike Fuller)
 1/28 RB Jim Harrison from Chicago for 1975 6th
 1/29 DT Ray Carr, DT Blenda Gay and T Harold Paul to Oakland for 1975 11th (284, Ike McBee) and 13th (335, Glen Printers)
 2/7 WR Joe Sweet from New England for past considerations
 5/29 C Ed Flanagan from Detroit for 1975 2nd

5/29

C Carl Mauck to Houston for rights to T Booker Brown and compensation rights to CB Benny Johnson
 6/13 S Reggie Berry to Denver for S Maurice Tyler
 6/17 WR Jerry Levias to Houston for 1976 12th
 7/3 CB Bob Howard to New England for 1976 5th (131, Woodrow Lowe)
 7/16 DT Ron East to Cleveland for 1977 5th (128, Cliff Glander)
 7/22 CB Leonard Dunlap to New York Giants for 1976 5th
 7/22 LB Pete Lazorchik to Miami for LB Bruce Bannon
 7/28 WR John Carroll to Chicago for 1977 7th
 7/29 TE Ron Mayo from Baltimore for 1976 6th
 8/7 DT Greg Wojcik to Chicago for 1977 6th
 8/13 TE Pat Curran and RB Howard Strickland from Los Angeles Rams for 1977 3rd (88)
 8/13 LB Bruce Bannon to New York Giants for 1976 9th (251, Glynn Harrison)
 8/13 1976 6th (159) to St. Louis for WR Martin Brosecke
 8/22 9/9 LB Ken Hutchinson from Dallas for 1976 7th (168)
 9/15 RB Tony Baker from LA Rams for 1976 5th (128)
 9/23 DT Dave Rowe to Oakland for 1976 4th (113, Ron Singleton)

1976

4/2 CB Bobby Douglass and 1976 3rd to New Orleans for LB Rick Middleton
 4/2 DE Coy Bacon to Cincinnati for WR Charlie Jenner
 4/2 LB Franklin Tate to Oakland for LB Mike Denney
 4/8 S Sam Williams to Atlanta for CB Tom Hayes and 1977 6th (148, Dave Lindstrom)
 4/8 1976 4th and 8th to Oakland for 1976 4th and 6th
 4/9 T Halvor Hagen from Buffalo for 1976 9th (241)
 7/17 LB Floyd Rice to Oakland for cash
 7/20 LB Drew Mahalic to Philadelphia for \$100 cash
 7/22 DT Kevin Nuschsch to SF for 1977 6th
 7/20 C Mark Markovich to Detroit for G Guy Dennis and 1977 6th (152, Pete Shrew)
 8/3 P Mitch Hoopes from Dallas for 1977 10th
 8/10 T Halvor Hagen to New Orleans for 1977 5th (241)
 8/25 RB Mercury Morris from Miami for 1977 4th (98)
 8/30 CB Clint Longley and 1977 1st (24, Bob Rush) from Dallas for 1977 1st (14) and 2nd (41)
 9/6 K Tom Fritsch and 1977 10th from Dallas for 1977 6th (206)
 9/6 DE Leroy Jones from Washington for 1977 2nd and \$25,500

1977

3/1 WR Chip Myers from Cincinnati for 1977 11th (292)
 4/27 DE Art Riley to Philadelphia for \$20,000 (\$7,500 up front and \$12,500 if he's on the Eagles' payroll for 7-or-more games)
 6/7 QB James Harris from Los Angeles Rams for 1979 4th (99)
 6/24 S Clarence Duren from St. Louis for 1978 4th (99)
 7/14 C Ed Flanagan to Los Angeles Rams for 1978 5th (135, John Choma)
 7/14 Rights to TE Jim Stankis to Miami for 1978 10th (if Stankis makes roster during 1977 season)
 8/5 QB Neal Jeffrey to Houston for 1978 4th (104, John Floyd)
 8/11 QB Gregg Butler from Los Angeles Rams for 1978 11
 8/16 TE Robert Klein from Los Angeles Rams for 1980 2nd (55)

1978

3/28 RB Lydell Mitchell from Baltimore for 1979 5th (331)
 4/26 LB Tom Graham to Philadelphia for 1979 10th (265, Tony Patruccia)
 5/2 LB Jim Laslavic from Detroit for 1978 5th (125) and 6th (165)
 5/3 WR Larry Dorsey to Kansas City for DE Wilbur Young
 5/3 1978 6th (222) and 11th (293) to Oakland for 1978 6th (200, Gavin Hedrick) and 9th (248, Blake Whitcraft)
 7/27 Considerations to Philadelphia for T Harvey Goodman
 7/28 RB Rickey Young to Minnesota for past considerations
 7/28 G Ed White from Minnesota for past considerations
 8/4 T Booker Brown to Tampa Bay for 1980 4th (101, Ed Luther)
 8/6 C Richard Keys to Buffalo for past considerations
 8/18 QB Bill Munson to Buffalo for 1980 7th (175, Chuck Loewen)
 8/22 FS Glen Edwards from Pittsburgh for 1979 6th (157)
 8/28 RB De Washington and 1979 5th for RB Lydell Mitchell
 9/25 1980 3rd (63) to St. Louis for right to hire HB Don Coryell

1979

4/26 CB Willie Buchanan from Green Bay for 1979 7th (184) and 1980 1st (26)
 5/28 1979 1st (20) and 2nd (47) to Cleveland for 1979 1st (13, Kellen Winslow)
 5/29 RB Mike Thomas from Washington for 1980 5th (139)
 5/31 RB Charlie White from Tampa Bay for 1980 10th (279)
 8/10 RB Rickey Anderson to Cleveland for 1980 6th (151, LaRue Harrington)

1980

3/21 RB John Cappelletti from Los Angeles Rams for 1982 3rd (49)
 8/15 RB Bo Matthews to New York Giants for 1981 6th (141, Andrew Bissinger)
 9/17 LB Don Goode to Cleveland for 1981 4th (107, Eric Stevens) and 1993 4th (95, Danny Walters)
 9/27 QB Cliff Glander to New York Giants for 1981 11th (280, Matt Petrzakka)
 9/11 P Rick Partridge from New Orleans for 1981 6th (215)
 9/18 WR Ron Smith from Los Angeles Rams for 1983 5th (134)
 9/29 RB Chuck Muncie from New Orleans for 1981 2nd (51)

1981

5/15 DT Wilbur Young to Washington for T Jeff Williams
 8/10 WR Billy Mullins to Chicago for 1982 12th (If Mullins is active during 1981 season)
 8/17 WR Stacy Charles to Chicago for considerations
 8/18 G Dan Audlick to San Francisco for 1983 3rd (93)
 8/25 TE Gregg Mccrary to Washington for 1983 11th (90, Tim Spencer)
 8/29 K Mike Wood to Baltimore for 1983 5th (14, Trumaine Johnson)
 8/31 P George Roberts from Miami for 1982 5th (61)
 8/31 RB Amos Lawrence to San Francisco for 1984 4th (107)
 9/10 DT John Woodcock from Detroit for 1982 12th (326)
 9/15 WR John Jefferson to Green Bay for 1982 1st (22) and 2nd, 1983 1st (20, Gary Anderson), 2nd in '82, '83 & '84, and WR Aundra Thompson
 9/30 WR Wes Chandler from New Orleans for WR Aundra Thompson, 1982 1st (22) (from Green Bay) and San Diego's 1982 3rd (76)
 10/2 DE Fred Dean to San Francisco for 1983 1st (5, Billy Ray Smith) and 2nd
 10/8 CB Allan Ellis from Chicago for 1982 5th (134)

1982

1/27 LB David Lewis from Tampa Bay for 1982 3rd (63) (from San Francisco) and 1984 4th (107)
 1/34 RB Ricky Bell from Tampa Bay for 1982 4th (103)
 3/29 LB Dewey Selmon from Tampa Bay for 1984 4th (69) (from San Francisco)
 4/27 S Tim Fox from New England for 1982 2nd (40) (from Green Bay) and 1983 3rd (80)
 5/26 S Bruce Laird from Baltimore for 1983 5th (16)
 5/28 LB Jeff Siemon from Minnesota for 1983 6th
 6/18 LB Bob Horn to San Francisco for 1983 8th (202, Earnest Jackson) and 1985 7th (196, Mark Fellows)
 7/13 S Pete Shaw to NY Giants for 1984 6th (189, Ray Woodard)
 8/31 T Jeff Williams to Chicago for 1983 12th (314, Billy Blabek)

1983

4/20 CB Reuben Henderson from Chicago for 1983 4th (107) and 6th (219)
 4/22 1983 2nd (49) and 1983 2nd (from San Francisco) to San Francisco for 1983 1st (22, Gill Byrd) (from San Diego)
 5/13 S Ken Greene from St. Louis for 1984 3rd (62) and 6th (201)
 7/11 C Bob Rush to Kansas City for 1985 3rd (163, John Hendy) and 1986 5th (118, Doug Landry)
 7/18 CB Jeff Allen to San Francisco for 1984 12th
 7/27 G Derrel Gotourth from Green Bay for 1984 12th (313)
 8/13 CB Mike Williams to Buffalo for WR Lou Piccone
 8/24 WR Roger Carr from Seattle for 1984 5th (125) (from Chicago) and 1985 5th (123)

1984

2/13 DE Kenny Neil and DT Abdul Salaam from New York Jets for 1984 2nd (from Green Bay)
 3/28 DT Louie Velcher to San Francisco for 1984 8th (218, Bob Craighead), 12th (331, Paine Harper) and 1985 9th (252, Dan Remsburg)
 3/29 LB Brian Kelley from New York Giants for 1984 10th (257)
 4/30 RB Jewel Thomas from Kansas City for 1985 7th (160)
 5/3 G Walt Downing from San Francisco for 1986 12th
 5/29 RB James Brooks to Cincinnati for RB Pete Johnson
 7/24 RB Robert Alexander from Los Angeles Rams for 1985 11th
 8/10 T Billy Shields and 1985 3rd (66) to Minnesota for S John Turner
 8/15 P Dave Finzer to Chicago for 1985 12th (329, Bret Pearson)
 8/20 DE Ken Neil to San Francisco for 1985 5th
 9/10 RB Chuck Muncie to Miami for 1985 2nd (nullified - DNP physical)
 9/22 RB Pete Johnson to Miami for 1985 2nd (55, Jeff Dale) and rights to AL Dewey Forte
 9/29 DT Gary Johnson to San Francisco for 1986 5th (129, Donald Brown) and 11th (239, Drew Smetana)

1985

3/27 QB Mark Herrmann from Indianapolis for 1986 10th (256)
 5/20 RB Mark Schellen from San Francisco for 1986 12th
 7/20 RB Chuck Muncie to Minnesota for 1986 6th
 8/1 LB Vernon Maxwell from Indianapolis for 1986 5th (126)
 8/20 P Maury Buford to Chicago for 1986 12th (333, Mike Travis)
 8/30 CB Mossy Cade to Green Bay for 1986 1st (14) and 1987 5th (115, Nelson Jones)
 9/2 WR Bobby Duckworth to Los Angeles Rams for 1986 5th (133, Matt Johnson) and G Gary Kowalski
 9/2 RB Earnest Jackson to Philadelphia for 1986 4th (95, Ty Allert) and 1987 8th (204, Ron Brown)

1986

4/29 1986 1st (14) and 2nd (44) (from Green Bay) to Minnesota for 1986 1st (8, Leslie O'Neal) and 3rd (67, Terry Ureain)
 5/13 WR Jesse Benndross to Tampa Bay for 1987 12th
 5/21 RB Mark Schellen to Houston for 1987 12th
 7/25 LB Thomas Benson from Atlanta for 1987 6th
 8/14 CB Ed Luther to Atlanta for LB Ronnie Washington and 1987 6th
 8/20 LB Andy Hawkins from Tampa Bay for 1987 6th (143)
 9/29 FS Vencie Glenn from New England for 1987 5th (116)

1987

4/27 WR Tim Smith from Houston for 1988 12th
 4/28 LB Chip Banks and 1987 1st (24, Rod Bernstine) and 2nd (53, Louis Brock) from Cleveland for 1987 1st (5) and 2nd (32)
 6/12 RB Buford Mogge, 1988 2nd (45) and 1989 6th (146) to Los Angeles Rams for RB Barry Redden
 7/22 LB Tim Lucas from St. Louis for 1988 11th
 8/21 WR Bobby Johnson from New York Giants for 1988 10th (256)
 8/27 CB Wayne Davis to Buffalo for SS Martin Bayless
 9/1 WR Trumaine Johnson and 1988 7th (184) to Buffalo for LB David Brandon and 1988 4th (93, Stacy Searels)
 9/2 K Rolf Benschicke to Dallas for 1989 12th
 9/9 G-T Jeff Walker to Los Angeles Rams for 1988 11th (285, Ed Miller)
 10/13 LB James Johnson from San Francisco for past considerations

1988

3/25 T Emil Slovacek to Denver for past considerations
 4/13 QB Mark Malone from Pittsburgh for 1988 8th (211)
 4/24 TE Pete Holohan to Los Angeles Rams for 1988 4th (81, Joe Campbell)
 4/24 1989 3rd (72) and 5th (125) to Houston for 1988 3rd (106, Quinn Early)
 4/26 QB Mark Herrmann to Indianapolis for 1989 11th
 4/28 DT Blaise Winter to Green Bay for past considerations
 6/2 WR Wes Chandler to San Francisco for C Fred Quillen - Chargers received 1989 7th (195, Terence Jones) and 1990 7th (193, Keith Collins) when Quillen DNP
 6/29 Selection rights to WR Brian Bedford from Dallas for 1989 9th
 7/8 S Leonard Coleman from Indianapolis for 1990 12th (311)
 8/1 T Jim Lachey to Los Angeles Raiders for T John Clay, 1989 3rd and 1990 4th
 8/4 G-T Curtis Rouse to Atlanta for past considerations
 8/22 LB Thomas Benson to New England for 1989 7th (183, Marion Butts)
 10/11 RB Napoleon McCallum from Los Angeles Raiders for 1990 4th (89)

1989

4/11 1989 3rd and 1990 4th to Los Angeles Raiders (past considerations)
 4/23 1989 3rd (64), 4th (93) and 7th (175) to New York Giants for 1989 2nd (51, Billy Joe Tolliver)
 4/24 1990 12th (316) to Washington for 1990 12th (326, Elliot Seeley)
 8/18 QB Jim Mornstrom from Chicago for 1990 2nd (33)
 8/30 P Rafi Majskenko to Washington for 1990 7th (187, Nate Lewis)
 9/4 RB Barry Redden to Cleveland for 1990 7th (185, Joe Staysiak)
 10/17 LB Chip Banks to Indianapolis for 1990 3rd (167, Walter Wilson)
 10/17 RB Darin Nelson from Dallas for 1990 5th (116)

1990

4/21 RB Gary Anderson to Tampa Bay for 1990 3rd (57, Jeff Mills) and 1991 2nd (39, Eric Blenieny)
 4/22 1991 3rd to Dallas for 1990 6th (138, John Friesz), New England's 1990 6th (163, Derrick Walker) and New York Giants' 1990 6th (143, Frank Cornish)
 4/27 1990 McCallum to Los Angeles Raiders for 1991 11th
 5/4 WR Jamie Holland to Los Angeles Raiders for 1991 7th (192, Terry Beauford)
 8/28 P Keith English to Los Angeles Rams for 1991 10th (254, Roland Poles)
 8/29 G Mike Landofsky from Phoenix for 1991 9th

1991

4/21 1992 1st (5) to Washington for 1991 2nd (47, Eric Moten) and 1992 5th (140, Eric Jonassen)
 4/22 1991 11th (from Los Angeles Raiders) and 1992 4th (90) to New England for 1991 5th (127, Floyd Fields)
 8/23 DE Lee Williams to Houston for 1992 1st (23, Chris Mims) and WR Shawn Jefferson
 8/28 QB Billy Joe Tolliver to Atlanta for 1992 5th (191, Kevin Little)

1992

8/13 QB Stan Humphries from Washington for 1993 4th
 8/26 LB Kevin Murphy from Tampa Bay for 1993 6th

1993

4/15 T Leo Gooss to Los Angeles Rams for 1993 4th
 4/25 1993 2nd (48) and 1994 1st (15) to San Francisco for 1993 2nd (41, Natrone Means), 3rd (82), 4th (110) and 5th (138)
 4/25 T Broderick Thompson to Philadelphia for 1993 4th (104)
 4/25 1993 3rd (82) (from San Francisco) and 1993 4th (104) (from Philadelphia) to Tampa Bay for 1993 3rd (64, Joe Cocozzo)
 4/25 1993 4th (110) (from San Francisco) and 5th (138) (from San Francisco) to New England for 1993 4th (99, Lou Bush) (from Green Bay)
 4/26 1994 6th (173) to San Francisco for 1993 6th (222, Trent Green)

1994

3/4 CB Donald Frank to Cleveland for 1995 6th (197, Craig Whellman)
 3/18 WR Nate Lewis to Los Angeles Rams for 1995 6th (177, Troy Stenkiewicz)
 3/24 1994 4th (107) to Arizona through Miami for WR Tony Martin
 4/1 DE Curt Grossman to Philadelphia for 1995 6th (183, Brandon Harrison)
 4/17 CB Marquez Pope to Los Angeles Rams for 1995 4th (104, Aaron Hayden)
 4/25 RB Marion Butts and 1994 3rd (78) to New England for 1994 3rd (70, Andre Coleman) and 5th (137, Aaron Lang)
 4/25 1995 4th (128) to Seattle for 1994 5th (150, Darren Keirn)

1995

4/22 1995 1st (29) to Carolina for 1995 2nd (34, Terrance Shaw), 3rd (198, Preston Harrison) and 4th (100, Chris Cowart)
 4/22 1996 1st (21) to Detroit for 1995 2nd (51, Terrell Fletcher)

1996

4/20 1997 1st (16) to Tampa Bay for 1996 2nd (41, Bryan Shaw)
 4/21 1997 5th (146) to Pittsburgh for 1996 6th (192, Bryan Stortenberg)

1997

4/20 1997 7th (215) and 1998 4th (95) to St. Louis for 1997 5th (138, Kenny Bynum)
 4/20 1996 3rd (65) to Pittsburgh for 1997 5th (146, Paul Bradford) and 7th (218, Toran James)
 7/2 1999 7th (214) to Pittsburgh for RB Eric Pegram

1998

3/12 1998 1st (3) and 2nd (32), 1999 1st (6), WR Eric Metcalf and LB Patrick Sapp to Arizona for 1998 1st (2, Ryan Leaf)
 4/18 2000 1st (13) to Tampa Bay for 1998 2nd (59, Mikhael Ricks)
 6/3 WR Tony Martin to Atlanta for 1999 2nd (60, Jermaine Frazier)
 6/8 DT Shawn Lee to Chicago for 1999 5th (141, Reginald Nelson)

**1999**

3/22 QB Jim Harbaugh from Baltimore for 2000 5th (48)
8/9 TE John Burke from New York Jets for 2001 conditional 7th

2000

4/16 2001 3rd (63) to Philadelphia for 2000 4th (11), Trevor Gaylor
8/22 WR Nate Jacquet from Miami for 2001 6th (164)

2001

4/20 2001 1st (1) to Atlanta for 2001 1st (5, LaDainian Tomlinson) and 3rd (67, Tay Coody), 2002 2nd (48, Rashe Caldwell) and WR Tim Dwight
4/22 2001 4th (96) to New England for 2001 4th (172, Carlos Polk) and 5th (139, Zeke Moreno)

2002

8/31 TE Steve Helden to Cleveland for 2003 7th
9/1 WR Trevor Gaylor to Atlanta for 2004 7th (209, Shane Olivea)
10/12 G Kelvin Garmon from Dallas for 2003 7th (from Cleveland)

2003

4/16 LB Junior Seau to Miami for 2004 5th (154, Michael Turner)
4/26 2003 1st (16) to Philadelphia for 2003 1st (30, Sammy Davis) and 2nd (62, Terrence Kiel)

2004

3/16 WR David Boston to Miami for 2005 6th (177, Wes Sims) and CB Janar Fletcher
4/24 QB Eli Manning to New York Giants for QB Philip Rivers, 2004 3rd (66, Nate Kaeding), 2005 1st (12, Shawne Merriman) and 5th (144)
6/9 T Roman Oben from Tampa Bay for 2005 5th (144) (from New York Giants)
10/19 WR Keenan McCardell from Tampa Bay for 2005 3rd (91) and 6th (203)

2005

10/18 QB Cleo Lemon to Miami for 2006 5th (198, Kurt Smith) and QB A.J. Feeley
10/18 G Toriun Fonoti to Minnesota for 2006 7th (222, Jimmy Martin)

2006

4/13 CB Sammy Davis to San Francisco for WR Rashaun Woods
4/30 2006 4th (113) to St. Louis for TE Brandon Manumaleuna
9/19 2007 6th (204) to Tennessee for QB Billy Volek

2007

4/28 2007 2nd (62), 3rd (93), 5th (167) and 2008 3rd to Chicago for 2007 2nd (37, Eric Weddle)
10/16 WR Chris Chambers from Miami for 2008 2nd (57)

2008

4/27 2008 5th (160) and 2009 2nd (47) to New England for 2008 3rd (69, Jacob Hester)

2009

8/31 2010 6th (197) to Houston for DT Travis Johnson

2010

3/5 CB Antonio Cromartie to New York Jets for 2011 2nd (61, Jonas Mouton)
3/18 QB Charlie Whitehurst and 2010 2nd (60) to Seattle for 2010 2nd (40) and 2011 3rd (89, Shareece Wright)
4/22 2010 1st (28), 2nd (40) (from Seattle), 4th (126) and LB Tim Dobbins to Miami for 2010 1st (12, Ryan Mathews), 4th (110, Darrell Stuckey) and 6th (173)
4/23 2010 3rd (91), 6th (173) (from Miami) and 2011 4th (116) to San Francisco for 2010 3rd (79, Donald Butler)
4/24 2010 5th (159) and 2011 5th (149) to Philadelphia for 2010 5th (146, Cam Thomas)
9/3 WR Patrick Crayton from Dallas for 2011 7th (220)

2012

3/5 2012 3rd (78) and 6th (183) to Miami for 2012 3rd (73, Brandon Taylor)

2013

4/26 2013 2nd (45) and 4th (110) to Arizona for 2013 2nd (38, Manti Te'o)
9/1 2015 Conditional 7th (180) to Dallas for DT Sean Lissemore

2014

5/9 2014 2nd (57) and 4th (126) to Miami for 2014 2nd (50, Jeremiah Attaochu)

HISTORY OF CHARGERS UNIFORM

1960

Helmet was white with gray facemask. It had dark blue bolt and black numbers outlined in gold. Home jersey was Collegiate blue with white numbers on front, back and sleeves outlined in gold. White strip on each shoulder had dark blue bolt outlined in gold. Road jersey was white with Collegiate blue numbers on front, back and sleeves outlined in gold and white lightning bolts on sleeves outlined in gold. Was also Collegiate blue strip on each shoulder with white bolt outlined in gold. Pants were white with dark blue lightning bolt outlined in gold running down each leg. Owner Barron Hilton chose lightning bolts because he associated "Charge" of lightning with lightning bolt. He also liked bolts that were on helmets of Air Force Academy football team, but wanted something slightly different, so had "Chargers Bolt" designed to be different and placed on uniforms.

1961-65

Bolt on helmet, shoulders and pants is changed to gold. On home jersey, helmet and pants, bolt is outlined in blue. On road jersey, it is outlined in white.

1966

Bolt on helmet is changed to dark blue. Pants are changed to gold with solid white stripe running down each leg, outlined in blue. Stripe replaces lightning bolt.

1967

Gold bolt is placed back on helmet with blue outline. Home jersey is darker shade of blue and has white numbers on front, back and sleeves, and white strip on each shoulder with gold lightning bolt. Road jersey had darker blue numbers also on front, back and sleeves and blue strip on each shoulder with gold lightning bolt. Lightning bolt is placed back on pants, dark blue and outlined in white.

1968-71

Home jersey is changed to Powder blue with white numbers on front, back and sleeves with white strip on each shoulder and gold lightning bolt outlined in blue. Road jersey is still white with Powder blue numbers on front, back and sleeves, and Powder blue strip on each shoulder with gold lightning bolt outlined in white.

1972

Lightning bolt on pants is again replaced by solid white stripe running down each leg, outlined in Powder blue.

1973-78

Numbers on home uniform are changed to gold outlined in white. Numbers on road uniform remain Powder blue outlined in gold.

1979-83

Helmet is changed to Navy blue with gold facemask and gold lightning bolt outlined in Navy blue and white. Primary jerseys is white with Royal blue numbers outlined in white and gold. Secondary jersey is Royal blue and features gold numbers on front, back and sleeves outlined in blue and white. Lightning bolt is brought back to pants. It is white with Royal blue outline.

1984

White lightning bolt on pants is placed inside blue strip. Patch is worn on front of jersey celebrating Silver Anniversary of Chargers being original AFL franchise.

1985

Home jersey is changed to Navy blue with gold numbers on front, back and sleeves outlined in Navy blue and white. There was white strip on each shoulder that had gold lightning bolt outlined in Navy blue. Road jersey is white with Navy blue numbers on front, back and sleeves outlined in white and gold, and Navy blue strip on each

shoulder with gold lightning bolt outlined in Navy blue and white. Strip on pants is changed to Navy blue. Lightning bolt on pants is gold with Navy blue and white outline.

1986-87

Number on front, back and sleeves of home jerseys is changed to white with Navy blue and gold outline.

1988-93

Lightning bolt on helmet is changed from gold to white and features Navy blue and gold outline. Facemask on helmet is changed from gold to Navy blue. White strip on Navy blue home jersey is removed, leaving white lightning bolt outlined in Navy blue and gold. Lightning bolt on shoulders of road jersey is changed to white with Navy blue and gold outline and remains on Navy blue strip. Lightning bolt on pants is removed and replaced with Navy blue strip outlined in white and gold.

1990-91

Road pants are changed to Navy blue with white stripe down each pant leg outlined in Navy blue and gold.

1992-06

White lightning bolt returns to pants. On home white pants, it is outlined in Navy blue and gold and is in blue strip down each pant leg. On road Navy blue pants, there is just white lightning bolt outlined in Navy blue and gold down each pant leg. There is no strip on road pants.

2007-11

Uniforms feature Navy blue jerseys and white pants for most home games, white jerseys and Navy pants for road games, and Powder blue jerseys with white pants for designated home games. On all jerseys, bolt has been moved down sleeve, below shoulder. Bolt is Gold and outlined in both powder blue and Navy. On Navy and Powder blue jerseys, bolt is in white strip, and on white jerseys, bolt is in Navy blue strip. Numbers are now on shoulder above bolt. Front of all jerseys have Chargers scripted across front above numbers and below NFL shield. Team name, numbers and player's names all feature new font. Home white pants feature strip down side of each pant leg with curved bolt in Navy strip to be worn with Navy jerseys and Powder blue strip to be worn with Powder blue jerseys. Navy pants feature same bolt inside of white strip down each pant leg. Helmet is changed to metallic white and features Gold bolt outlined in Powder blue and Navy.

2012

In 2012, Nike became the official uniform provider for the NFL. The Chargers' color scheme did not change. The only changes to the uniform were a thin white flap that previously followed the V-neckline now stops just below the shoulder numbers, and Nike's emblematic swoosh appears on the left hip of the pants as well as on the right shoulder pad. Nike's uniform technology is hailed as less restrictive with greater ventilation.

2013-14

The Chargers made some slight modifications to the team's jerseys for 2013. The home jersey (Navy blue) will now have a blue collar that is the same color as the jersey. The nameplate has changed to two colors. The white road jerseys will feature a Navy blue nameplate outlined with gold. The Navy blue home jerseys will feature a gold font on the nameplate outlined in powder blue and the "Power Blue" alternate jerseys will be white outlined in Navy blue. Socks will feature a gold stripe. The helmets and pants will remain the same.



Ernie Ladd — 1965



Gary Johnson — 1960



Junior Seau — 1998



Donald Butler — 2012



Keith Lincoln — 1966



Wes Chandler — 1966



LaDainian Tomlinson — 2005



D.J. Fluker — 2013



Dan Fouts — 1979




Stan Humphries — 1996



Philip Rivers — 2010

HEAD COACHES



Sid Gillman
1960-69, 71
Reg. 86-53-6 (614)
Post. 1-4-0 (200)



Charlie Waller
1969-1970
Reg. 9-7-3 (.553)



Harland Svare
1971-73
Reg. 7-17-2 (.308)



Ron Waller
1973
Reg. 1-5-0 (.167)



Tommy Prothro
1974-78
Reg. 21-39-0 (.350)



Don Coryell
1978-1986
Reg. 69-56-0 (.552)
Post. 3-4-0 (.429)



Al Saunders
1986-88
Reg. 17-22-0 (.436)



Dan Henning
1989-1991
Reg. 16-32-0 (.333)



Bobby Ross
1992-96
Reg. 47-33-0 (.588)
Post. 3-3-0 (.500)



Kevin Gilbride
1997-98
Reg. 6-16-0 (.273)



June Jones
1998
Reg. 3-7-0 (.300)



Mike Riley
1999-2001
Reg. 14-34-0 (.282)



Marly Schottenheimer
2002-06
Reg. 47-33 (.588)
Post. 0-2-0 (.000)



Norv Turner
2007-12
Reg. 56-40 (.583)
Post. 3-3 (.500)



Mike McCoy
2013-14
Reg. 9-7 (.563)
Post. 1-1 (.500)

ASSISTANT COACHES

Adolph, Dave..... 1985, 95-96
Alexander, DelVaughn..... 1999-00
Arnsperger, Bill..... 1992-94, 02
Aukerman, Craig..... 2013-current
Baker, Brian..... 1995
Banker, Mark..... 1999-01
Barone, Clancy..... 2007-08
Barry, Joe..... 2002-current
Bass, Tom..... 1964-67, 82-85
Bauer, Hank..... 1983-86

Beighol, Larry..... 1989
Bengtson, Phil..... 1971
Bisaccia, Rich..... 2011-12
Bradon, Marv..... 1991-85
Brady, Bill..... 2007-08
Brewster, Tim..... 2002-04
Brown, Greg..... 1996-96
Bugel, Joe..... 1998-01
Cameron, Cam..... 2002-06
Carmichael, Pete..... 2002-05

Cavanaugh, Mike..... 1997-98
Christ, Geep..... 1999-00
Christ, Paul..... 1999-01
Chudzinski, Rob..... 2005-06, 09-10
Clausen, Chuck..... 1991
Cochran, Red..... 1970
Coley, Max..... 1977
Cottrell, Ted..... 2007-08
Covry, Dick..... 1975
Croom, Sylvester..... 1992-96

Crosby, Steve	2002-10
Crow, John	1974-75
Cunningham, Gunther	1965-90
D'Alessandris, Joe	2013-current
Davis, Al	1960-62
Dees, Andrew	2013-current
Delonno, George	1997
Dickenson, Craig	2000-01
Dishman, Chris	2009-12
Dixon, Tyrone	1907
Dunn, John	1990-96
Durden, Earnel	1974-86
Dickson, George	1972-75
Fairchild, Steve	2012
Falks, Frank	1994-96
Faulkner, Jack	1961-62
Feldman, Rudy	1974-77
Fox, John	1992-93
Friedgen, Ralph	1992-96
Gera, Steve	2010-12
Gibbs, Alex	1930-91
Gibbs, Joe	1979-80
Graves, Fred	2013-current
Gregg, Forrest	1972-73
Grimm, Chad	2013-current
Hackett, Walt	1962-66
Haluchak, Mike	1986-91
Hanftan, Jim	1979
Hastings, John	1997-01
Henry, John "Jack"	1996, 2006-08
Herring, Hal	1970
Hodgson, Pat	1978
Holmes, Jerry	2002-03
Houck, Hudson	2002-04
Hunter, Hal	2006-12
Hurd, Jeff	2007-12
Jackson, Bobby	1967-91
Jackson, Don	2009-current
Johnson, Mike	2000-01
Johnston, Harry	1966-67
Johnston, Kent	2013-current
Joiner, Charlie	1967-91, 2008-12
Jones, Line	1996
King, Bobby	2014-current
Lemda, Kevin	1997-99
Levy, Dave	1960-68

Lindsay, Dale	1992-96, 2002-03
Lufkin, James	2002-07
Lynch, Lamar	1971
Lyle, Rick	2013-current
Lynn, Ron	1966-91
Maddermott, Bill	1997-99
Maddion, Joe	1999
Madro, Joe	1960-71
Manusky, Greg	2002-06.11
Mauk, Carl	1992-95, 2005
McClave, Andrew	2000-01
McDaniel, LeCharis	1990-91
McIntirek, Bobb	1974-78
Meeks, Ron	2012
Metzelaers, Pete	2014-current
Michael, Jason	2011-13
Milus, Ron	2013-current
Miscigania, John	1992-96
Mora, (Jr.) Jim	1966-91
Murd, Howard	1974-76
Murphy, Dennis	1994-96
Niciflau, Nick	1997-99
Noll, Chuck	1969-65
Novak, Frank	1997-98
Nunnelly, Wayne	1997-08
O'Leary, George	1992-93
Pagano, John	2002-current
Painter, Dwan	1994-96
Pardee, Jack	1961
Pascala, Joe	1997-02
Pastuffale, Larry	1990-91
Perkins, Ray	1978
Perry, Rod	1967-01
Phillips, Bum	1967-71
Phillips, Jim	1966-71
Phillips, Wade	2014-06
Polk, Carlos	2010-12
Priester, Chuck	1992-96
Ramsdell, John	2006-12
Read, Bruce	1999-01
Redding, Dave	2002-06
Reidman, Rick	1972-73
Reich, Frank	2013-current
Reilly, Jack	1991-92
Rheme, Jerry	1998
Rivera, Ron	2007-10

Ross, Kevin	2007-08
Sanford, Mike	1969-01
Saunders, Al	1966-66
Schoitz, Matt	2002-06
Schnelker, Bob	1972-73
Schottheimer, Brian	2002-05
Savier, Wayne	1979-80, 1987-88, 1996
Shaw, Willie	1994
Shelton, Clarence	2002-11
Sheppard, Mike	1997-99
Shively, Doug	1984
Simon, Matt	2017
Simpson, Jackie	1967-71, 1979-80
Sirami, Nick	2013-current
Slater, Bert	1961-63
Smith, Jerry	1977-83
Spencer, Kevin	2013-current
Steichen, Shane	2014-current
Stephens, Vernon	2007-12
Stewart, Brian	2014-06
Storer, Byron	2002-16
Sullivan, Jerry	1992-96
Sullivan, Mike	2009-12
Taylor, Bones	1963
Theater, Roger	1987
Thomas, Johnny	1998-99
Tollner, Ted	1969-01
Turner, Norv	2001
Tyne, Phil	1978-88
Vechiarella, Jim	1997-01
Wagstaff, Jim	1991-65
Walsh, Bill	1976
Wampfler, Jerry	1998
Weaver, Larry	1977-82
Webster, Chuck	1969-63, 1992-65
Whisenhunt, Ken	2013
White, Ed	1966-67, 1969-91
Wicks, Steven	2009-11
Williams, Greg	2009-current
Wilson, Ollie	1997-01, 2008-current
Wood, Willie	1972-74
Wuehmann, John	2003-06
Yowarsky, Walt	1972-73
Zampese, Ernie	1976, 1978-86

ALL-TIME ALPHABETICAL ROSTER

A	
Albott, Vinice, K. Cal State Fullerton	1997-88
Ackerman, Rich, DE, Memphis	1962-84
Adams, Curtis, RB, Central Michigan	1965-88
Adde, Jahleel, S. Central Michigan	2013
Agapiarian, Ben, K. New Mexico	1960-61, 1964
Aiu, Charles, G, Hawaii	1976-78
Ajirutu, Stev, WR, Fresno State	2010, 12-13
Akin, Harold, F, Oklahoma State	1967-68
Albright, Ethan, LS, North Carolina	2010
Aldridge, Lionel, DE, Utah State	1972-73
Ale, Arnold, LB, UCLA	1996
Alexander, Danario, WR, Missouri	2002
Alexander, Stephen, TE, Oklahoma	2002-03
Allen, Anthony, WR, Washington	1989
Allen, Chuck, LB, Washington	1961-69
Allen, Jeff, CB, California-Davis	1962
Allen, Keenan, WR, California	2013
Allert, Ty, LB, Texas	1986-87
Allison, Jim, RB, San Diego State	1965-68
Alworth, Lance, FL, Arkansas	1962-70
Anderson, Anthony, S, Grambling	1997
Anderson, Gary, RB, Arkansas	1965-68
Anderson, Ralph, TE, Cal State LA	1960
Anderson, Rickney, RB, So. Carolina St.	1978
Andrews, Billy, LB, SE Louisiana	1974
Andrews, John, TE, Indiana	1972
Ann, Sam, LS, Southern California	1992-93
Anthony, Charles, LB, Southern California	1974
Appelwhite, Scott, DT, Texas	1967-68
Applewhite, Brian, LB, San Diego St.	2008-10
Archer, David, QB, Iowa State	1969
Atkins, Dave, RB, Texas El Paso	1973-75
Audick, Dan, G, Hawaii	1978-80

B	
Babich, Bob, LB, Miami, Ohio	1970-72
Baccaglio, Martin, DE, San Jose St.	1968
Bacon, Clay, DE, Jackson State	1973-75
Bahr, Chis, K, Penn State	1969
Baker, John, LB, Mississippi State	1967
Baker, Mel, WR, Texas Southern	1975
Baker, Tony, RB, Iowa State	1975
Baldwin, Keith, DE, Texas A&M	1967-68
Ball, Dave, DE, UCLA	2004-05
Ball, Jason, C, New Hampshire	2002-04
Banks, Chip, OLB, Southern California	1980
Banks, Gary, WR, Troy	2010
Bansavage, Al, G, Southern California	1960
Barnes, Anwan, OLB, Florida Intl.	2010-12
Barnes, Ernie, G, No. Carolina Central	1961-62
Barnes, Johnnie, WR, Hampton, Va.	1992-94
Barnes, Lawrence, RB, Tennessee St.	1977-78
Barnes, Pete, LB, Southern, La.	1970-72
Barnes, Sebastian, DT, Liberty	1965-68
Barry, Al, G, Southern California	1960
Bateaux, Patrick, WR, Texas Christian	2001
Battle, Jackie, RB, Houston	2012
Battle, Tra, S, Georgia	2008
Bauer, Hank, RB, Cal-Lutheran	1977-82
Baxter, Colin, C, Arizona	2011-12
Bayless, Martin, S, Bowling Green	1960-61
Beauchamp, Joe, CB, Iowa State	1966-75
Beaudini, Doug, S, Minnesota	1961
Beckett, Rogers, S, Marshall	2000-02
Beckwith, Darry, LB, Louisiana State	2010
Beeton, Nick, L, Virginia Tech	2013
Beine, Jim, WR, Purdue	1973-75
Bell, Eddie, WR, Idaho State	1976

Bell, Ricky, RB, Southern California	1982
Beloni, George, G, Southern California	1961
Bendross, Jesse, WR, Alabama	1994-85
Benirschke, Holt, K, California-Davis	1977-86
Bennett, Darren, P, No College	1995-03
Bennett, Fred, CB, South Carolina	2010
Bennett, Michael, RB, Wisconsin	2008-09
Bennett, Monte, DE, Kansas	1967
Bennett, Roy, CB, Jackson State	1968-69
Benson, Mitchell, DT, Texas Christian	1991
Benson, Thomas, ILB, Oklahoma	1986-87
Bernstine, Rod, TE, RB, Texas A&M	1967-82
Berry, Ed, CB, Utah State	1967
Berry, Reggie, S, Long Beach State	1972-74
Bert, Tony, T, Colorado	1965-67
Bethune, Bob, S, Mississippi State	1962
Bieniemy, Eric, RB, Colorado	1991-94
Bigby, Atari, S, Central Florida	2012
Billingley, Ron, DT, Wyoming	1967-70
Blingham, Craig, OLB, Syracuse	1965
Bingham, Ryan, DT, Nebraska	2006-08
Binn, David, TE, California	1994-10
Bird, Brent, LB, Texas Tech	2011-13
Bird, Steve, WR, Eastern Kentucky	1964
Blier, George, K, Mississippi	1961-64
Blacklock, Tony, CB, Winston-Salem St.	1991
Blairright, Bon, DT, Oklahoma State	1974
Bobo, Hubert, LB, Ohio State	1960
Bogle, Phil, G, New Haven	2003
Bonner, Glen, RB, Washington	1974-75
Boone, Alfonso, DE, Mt. San Antonio	2009-10
Bordelon, Ben, G, Louisiana State	1997
Boston, David, WR, Ohio State	2003



Bolton, Ron, LB, Occidental	1960
Boue, Kevin, RB, Mississippi	1996
Bradford, Paul, CB, Portland State	1997
Bradley, Carlos, LB, Wake Forest	1991-95
Bradley, Chuck, TE, Oregon	1975-76
Bradley, Freddie, RB, Sonoma State	1996
Brady, Jeff, LB, Kentucky	1993
Brandon, David, OLB, Memphis	1987-89, 1995
Brandt, David, C, Michigan	2004
Braxton, Hezekiah, RB, Virginia Union	1962
Brady, Carl, OLB, Western Kentucky	1987
Breaux, Don, OLB, McNeese State	1964-65
Breedlove, Kevin, G, Georgia	2003
Brees, Drew, QB, Purdue	2001-05
Bremman, Brian, WR, Boston College	1992
Brew, Dorian, CB, Kansas	1997
Briggs, Bob, DE, Heidelberg Ohio	1969-70
Britz, Derrick, G, Oregon	1998
Brinkley, Curtis, RB, Syracuse	2001-02
Brisson, Dana, RB, Nebraska	1989
Brisson, Martin, WR, Nebraska-Omaha	1975
Brimnum, Jon, QB, Arkansas	1966
Brock, Lou, CB, Southern California	1987
Brock, Stan, J, Colorado	1993-95
Brohm, Jeff, OLB, Louisville	1994
Brooks, Billy, WR, Oklahoma	1981
Brooks, James, RB, Auburn	1981-83
Brooks, Michael, FS, North Carolina St.	1989
Brown, Don, OT, Arkansas-Pine Bluff	1974
Brown, Booker, T, Southern California	1975-77
Brown, Don, T, Santa Clara	1983
Brown, Donald, CB, Maryland	1966
Brown, Everett, LB, Florida State	2011
Brown, Franklin, CB, Grambling	1999-00
Brown, Gary, RB, Penn State	1997
Brown, Kris, K, Nebraska	2010
Brown, Richard, LB, San Diego State	1990
Brown, Ronnie, RB, Auburn	2002-03
Brown, Vincent, WR, San Diego State	2011, 13
Brown, Wilbert, G, Houston	1999
Bruener, Keith, OLB, Southern California	1988
Brockmeyer, Charlie, LB, Pittsburgh	1960
Buggers, Bob, LB, Minnesota	1969-71
Buchanan, Willie, CB, San Diego St.	1979-82
Budford, Maury, P, Texas Tech	1992-84
Buncom, Frank, LB, Southern California	1962-67
Burgess, James, LB, Miami Fla.	1997-98
Burke, John, TE, Virginia Tech	1998
Burnett, Craig, OLB, Tennessee	2009-10
Burns, Leon, RB, Long Beach State	1971
Burton, Larry, WR, Purdue	1979-79
Bush, Lew, LB, Washington State	1993-99
Rusick, Steve, LB, Southern California	1967-78
Butler, Ozard, CB, Clemson	2013
Butler, Donald, I, LB, Washington	2011-13
Butler, Robb, S, Robert Morris	2004
Buys, Marion, RB, Florida State	1989-93
Buys, Scott, S, Long Beach State	1984
Bynum, Kenny, RB, So. Carolina St.	1997-00
Byrd, Gil, CB-S, San Jose State	1983-92
Byrne, Jake, TE, Wisconsin	2013

C

Caffey, Lee, RB, Texas A&M	1972
Calwell, Reche, WR, Florida	2002-05
Cameron, Greg, WR, Stanford	1906
Campbell, Jim, LB, West Texas State	1969
Campbell, Joe, OLB, New Mexico St.	1988-89
Cappelletti, John, FB, Penn State	1980-83
Caravello, Joe, HB, Tulane	1989-90
Carney, John, K, Notre Dame	1990-00
Carolan, Reg, TE, Idaho	1962-63
Carpenner, Ron, LB, Texas A&M	1964-65
Carr, Chris, CB-KR, Boise State	2012
Carr, Levett, T, North Central Illinois	1969
Carr, Roger, WR, Louisiana Tech	1983
Carrington, Darren, S, Northern Arizona	1991-94
Carson, Kern, HB, San Diego State	1965
Carson, Leonardo, DT, Auburn	2001-03
Carwell, Robert, S, Clemson	2001-02
Carter, Mike, WR, Cal State-Sacramento	1992
Carter, Tyrone, S, Minnesota	2010
Carter, Virgil, OLB, Brigham Young	1975
Cason, Antonio, CB, Arizona	2008-12
Castle, Simon, CB, Alabama	2009
Castillo, Luis, DE, Northwestern	2005-11
Castle, Eric, FS, Oregon	1993-96

Sean Cartouse, S, California	2012
Cesaire, Jacques, DE, So. Conn. State	2003-11
Chambers, Chris, WR, Wisconsin	2007-09
Chaney, Robert, RB, No. College	1997, 2000
Chandler, Scott, TE, Iowa	2007
Chandler, Wes, WR, Florida	1991-87
Charles, Mike, NT, Syracuse	1987-89
Chapman, Jesse, RB, E. Washington	2002-04
Chickillo, Tony, NT, Miami, Fla.	1994-95
Chivoniz, Dick, DT, Miami, Ohio	1960
Christie, Steve, K, Miami & Mary	2001-03
Chladiemo, Robert, WR, San Diego St.	1992
Clapham, Sam, T, Oklahoma	1991-87
Clark, Corey, LB, Texas A&M	2009
Clark, Greg, LB, Arizona State	1991
Clark, Howard, TE, Tenn.-Chattanooga	1960-61
Clark, Wayne, QB, US International	1970-73
Clark, Willie, CB, Notre Dame	1994-96, 1999
Clary, Jerome, T, Kansas State	2007-13
Clatterbuck, Bobby, QB, Houston	1960
Clay, John, T, Missouri	1986
Cline, Carey, G, Texas El Paso	2001
Clayton, Doug, LB, Clemson	1966
Cloan, Bert, RB, Kansas	1962
Coccozo, Joe, G, Michigan	1993-97
Cody, Tay, CB, Florida State	2001-03
Coffey, Danny, CB, Tulsa	1974-76
Colbert, Lewis, P, Auburn	1989
Colt, Fred, G, Maryland	1960
Coleman, Andre, DE, Albany	2009
Coleman, Edward, WR-KR, Kansas St.	1994-96
Coleman, Ben, T, Wake Forest	2000
Coleman, Leonard, S, Vanderbilt	1986
Coleman, Marco, DE, Georgia Tech	1996-98
Collins, Jim, LB, Syracuse	1989
Collins, Curtis, WR, So. California	2001-02
Cooper, Stephen, LB, Maine	2003-11
Cordill, Ollie, WR, Memphis	1987
Corley, Anthony, RB, Nevada	1985
Cornish, Frank, UCLA	1990-91
Costa, Craig, DT, Utah	1972-73
Cotton, David, TE, Youngstown State	1975
Cox, Arthur, TE, Texas Southern	1969-91
Cox, Derek, CB, William & Mary	2013
Craver, Aaron, RB, Fresno State	1997
Crawley, Patrick, WR, NW Oklahoma St.	2010-11
Davies, Terry, LB, Western Michigan	1993
Crittenden, Ray, WR, Virginia Tech	1997
Cromante, Antonio, CB, Florida St.	2006-09
Croudip, David, CB, San Diego State	1985
Culver, Rodney, RB, Notre Dame	1994-95
Cummings, Joe, LB, Wyoming	1996
Curran, Pat, LB, Lakeland, Wis.	1976-78
Curry, Markus, CB, Michigan	2006

D

Dale, Jeff, S, Louisiana State	1985-86, 1988
Dallford, Ken, G, Minnesota	1966-68
Darden, Tony, CB, Texas Tech	2000
Davis, Brian, CB, Nebraska	1993
Davis, Bruce, WR, Baylor	1997
Davis, Buster, WR, Louisiana State	2007-10
Davis, Greg, C, Chadrel	1997
Davis, Harrison, WR, Virginia	1974
Davis, Isaac, S, Arkansas	1994-97
Davis, Mike, SS, Colorado	1987
Davis, Reggie, TE, Washington	1999-00
Davis, Reggie, DT, North Carolina	1994-97
Davis, Sammy, CB, Texas A&M	2003-05
Davis, Wayne, CB, Indiana State	1966-69
Davis, Wendell, TE, Temple	1996
Day, Tom, DE, North Carolina AGT	1967
Dean, Fred, LB, Louisiana Tech	1975-81
Deagan, Dick, LB, Long Beach State	1965-66
DeJurnett, Charles, DT, San Jose St.	1978-80
DeLine, Steve, K, Colorado State	1986
DeLong, Steven, DE, Tennessee	1965-71
DeLuca, Sam, G, So. Carolina	1960-61, 1963
Demaree, Chris, DE, Kentucky	2002
Dennis, Al, G, Grambling	1973
Dennis, Mike, CB, Wyoming	1992
Denton, Tim, CB, San Houston State	2000
Denwiler, Chuck, S, Utah State	1970-72
Diaz-Infante, David, G, San Jose State	1997
Dicus, Chuck, WR, Arkansas	1971-72
Dielman, Kris, G, Indiana	2003-11
Diggs, Nath, LB, Ohio State	2011

DiGiacomo, Curt, G, Arizona	1986
Dimy, Charles, CB, Nevada-Las Vegas	1989-99
Dingle, Adrian, DE, Clemson	2000-04
Dixon, Al, TE, Iowa State	1984
Dixon, Gerald, LB, South Carolina	1998-01
Dobbins, Tim, LB, Iowa State	2008-09
Dodge, Dedrick, S, Florida State	1999
Doering, Jerry, T, Wisconsin	1965
Dombrowski, Brandon, G-T, San Diego St.	2009-11
Dommes, Marty, OLB, Columbia	1969-71
Dorrell, Ben, DE, Vanderbilt	1960
Doreay, Larry, WR, Tennessee St.	1976-77
Douglas, Jay, T, Memphis	1973-74
Douglas, Bobby, QB, Kansas	1975
Douglas, Mike, OLB, San Diego State	1986
Dove, Jerome, CB, Colorado State	1977-80
Downing, Eric, DT, Syracuse	2004
Dragon, Oscar, RB, Arizona State	1972
Duckworth, Bob, WR, Arkansas	1982-84
Dufek, Joe, QB, Yale	1965
Dumas, Michael, S, Indiana	1997-00
Duncan, Frank, S, San Francisco State	1979-81
Duncan, Leslie, CB, Jackson State	1964-70
Dunlap, King, T, Auburn	2013
Dunlap, Leonard, CB, North Texas	1972-74
Duren, Clarence, S, California	1977
Dwight, Tim, WR, Iowa	2001-04
Dyal, Mike, TE, Texas A&I	1993
Dyer, Ken, WR, Arizona State	1969
Dykes, Donald, CB, SE Louisiana	1982

E

Early, Quinn, WR, Iowa	1988-90
East, Ron, DT, Montana State	1971-73
Eber, Rick, WR, Tulsa	1959
Edwards, Cid, RB, Tennessee State	1972-74
Edwards, Donnie, LB, UCLA	2002-06
Edwards, Glen, FS, Florida A&M	1978-81
Edwards, Vernon, DE, So. Methodist	1996
Egloff, Ron, TE, Wisconsin	1984
Ehn, Chuck, DE-NT, Brigham Young	1963-67
Elder, Donnie, CB, Memphis	1990-91
Elko, Bill, NT, Louisiana State	1983-84
Ellis, Allan, CB, UCLA	1981
Ellis, Ed, T, Buffalo	2001-03
Ellison, Kevin, SS, Southern California	2009
Ellison, Tom, WR, Florida State	1996-96
Engel, Greg, G, Illinois	1994-97
English, Larry, OLB, Northern Illinois	2008-13
Eris, Hunter, QB, Texas Christian	1961
Erickson, Bernard, LB, Abilene Christian	1967-69
Erlanson, Tom, LB, Washington State	1966
Estes, Don, G, Louisiana State	1966
Evans, Larry, LB, Mississippi College	1983
Everett, Jim, OLB, Purdue	1997

F

Faison, Carl, DE, Indiana	1991-95
Fairley, Dick, S, Boston University	1968-69
Farr, Miller, CB, Wichita State	1965-66
Farris, John, G, San Diego State	1965-66
Faucette, Chuck, LB, Maryland	1987-88
Faulkner, Chris, TE, Florida	1985
Fazande, Jermaine, RB, Oklahoma	1999-00
Fessel, Greg, T, Abilene Christian	1987
Fields, Mark, OLB, Montana State	1965-66
Fenner, Lane, WR, Florida State	1968
Ferguson, Eugene, T, Norfolk State	1969-70
Ferguson, Howard, RB, No. College	1960
Ferguson, Keith, DE, Ohio State	1981-85
Ferguson, Kevin, TE, Virginia	1987
Ferrante, Orlando, G, So. California	1960-61
Fetherston, Jim, LB, California	1968-69
Fields, Floyd, S, Arizona State	1991-93
Figaro, Cedric, LB, Notre Dame	1988-90
Finneran, Gary, DT, Southern California	1960
Fisk, Jason, DT, Stanford	2002-04
Fitzke, Scott, WR, Penn State	1991-82
FitzPatrick, James, T, So. California	1986-89
Flanagan, Ed, C, Purdue	1975-76
Fletcher, Chris, S, Temple	1970-76
Fletcher, James, CB, Wisconsin	2004-06
Fletcher, Terrell, RB, Wisconsin	1992-02
Flick, Tom, QB, Washington	1986
Florence, Drayton, CB, Tuskegee	2003-07
Flowers, Charlie, RB, Mississippi	1960-61
Floyd, Eric, OLB, Auburn	1990-91

HISTORY

Floyd, John, WR, NE Louisiana	1979-80
Floyd, Malcolm, WR, Wyoming	2004-06-13
Floyd, Victor, RB, Florida State	1989
Fluken, D.J., T, Alabama	2013
Florida, Darren, WR, Boston College	1988
Foley, Doug, QB, Boston College	2001-04
Foley, Steve, LB, NE Louisiana	2005
Fornoni, Torion, G, Nebraska	2002, 04-05
Fordemot, A.J., DE, Baylor	1959-01
Ford, Fred, RB, Cal Poly S.D.	1960
Forsberg, Fred, LB, Washington	1914
Forman, Robert, DL, San Diego State	1988-00
Fortune, Hessea, WR, Rice	1983
Foster, Gene, RB, Arizona State	1965-70
Fouts, Dan, QB, Oregon	1973-87
Fox, Tim, S, Ohio State	1982-84
Fox, Vernon, SS, Fresno State	2012-03
Frank, Donald, CB, Winston-Salem St.	1950-93
Franklin, Aubray, DT, Tennessee	2012
Frazier, Wayne, C, Auburn	1962
Frazier, Willie, TE, Arkansas-Pine Bluff	1966-70
Freaney, Dwight, DLB, Syracuse	2013
Freitas, Jesse, QB, San Diego State	1974-75
Friesz, John, LB, Idaho	1950-81, 93
Fritsch, John, K, No. College	1976
Fulfer, James, S, Portland State	1982-83
Fulfer, Joe, CB, Northern Iowa	1990
Fulfer, Mike, S, Auburn	1975-80
Fulfer, William, DE, North Carolina	1997-98

G

Gachkar, Andrew, LB, Missouri	2011-13
Gaffney, Jeff, K, Virginia	1987
Agliano, Bob, QB, Utah State	1991-92
Gaier, Tony, WR-KR, Miami, Fla.	1998
Gambler, Jared, T, Maryland	2011-12
Gamble, Darryl, LB, Georgia	2011
Gambol, Chris, T, Iowa	1988
Gannon, Chris, TE, SW Louisiana	1988
Garay, Antonio, DT, Boston College	2009-12
Gardner, Carwell, FB, Louisville	1987
Gardon, Kelvin, S, Baylor	2002-03
Garner, Bob, CB, Fresno State	1960
Garner, Scott, NT, Washington	1985
Garratt, Mike, RB, Southern California	1970-73
Garrison, Gary, SE, San Diego State	1966-76
Gates, Antonio, TE, Kent State	2003-13
Gascon, Greg, CB, Arkansas	2012
Gay, Shanda, DE, Fayetteville State	1974
Gayle, Shaun, SS, Ohio State	1985
Gaytor, Trevor, WR, Miami, Ohio	2001
Geaja-Biamila, Akbar, LB, San Diego State	2006
Geathers, Kwame, DT, Georgia	2013
Gerela, R.J., New Mexico	1979
Gerbach, Carl, LB, West Chester	1983-87
Gibson, Claude, CB, No. Carolina St.	1961-62
Gibson, Dennis, LB, Iowa State	1994-95
Gilbert, Dale, QB, California	1994-95
Gilchrist, Marcus, CB, Clemson	2011-13
Gillett, Fred, LB, Cal State-Los Angeles	1962
Gillette, Walker, WR, Richmond	1970-71
Gilliam, Dondre, WR, Millersville, Pa.	2002-03
Gissingier, Andrew, T, Syracuse	1982-84
Glem, Venice, FS, Indiana State	1986-90
Glick, Gary, S, Colorado State	1963
Bob, Art, LB, Pittsburgh	1960
Godfrey, Randall, LB, Georgia	2014-06
Goesa, Leo, T, Hawaii	1990-92
Goebel, Joe, C, UCLA	1987
Goef, Mike, G, Iowa	2004-08
Goff, Willard, DE, West Texas State	1987
Goforth, Derral, G, Oklahoma St.	1983-84
Gogan, Kevin, G, Washington	2000
Good, Tom, LB, Marshall	1985
Goode, Don, LB, Kansas	1974-79
Goodman, Richard, WR, Florida State	2010-12
Goospeed, Joey, FB, Notre Dame	2002
Gordon, Deltis, CB, Jackson State	2006-08
Gordon, Darrin, CB, Stanford	1983-86
Gordon, Dick, WR, Michigan State	1974
Gordon, Dwayne, LB, New Hampshire	1976-96
Gordon, Ira, T, Kansas State	1970-75
Gouveia, Kurt, LB, Brigham Young	1986-88
Graham, DeMingo, G, Hofstra	1989-01
Graham, Jeff, WR, Ohio State	1989-01
Graham, Kenny, S, Washington St.	1964-69
Graham, Tom, LB, Oregon	1975-77
Graham, Dave, TE, Arizona State	1974

Grant, Wes, DE, UCLA	1971
Grayson, David, Jr., LB, Fresno State	1991
Green, Ladarus, TE, Louisiana-Lafayette	2012-13
Green, Mike, LB, Oklahoma State	1983-85
Green, Yronno, G, Auburn	2009-12
Greene, Ken, S, Washington State	1982-84
Greene, Tom, QB, Holy Cross	1961
Gregor, Bob, S, Washington State	1991-94
Gregory, Steve, CB, Syracuse	2006-11
Greiman, Keith, DE, Eastern Washington	2008
Griffin, Jim, DT, Grambling	1966-67
Griggs, David, DLB, Virginia	1984
Gross, George, DT, Auburn	1963-67
Grossman, Bruce, DE, Pittsburgh	1988-93
Gruenewald, Sam, C, Villanova	1962-72

H

Guendling, Mike, DLB, Northwestern	1985
Guthrie, Keith, NT, Texas A&M	1984
Guy, Lawrence, DE, Arizona State	2013
Guyton, Gary, LB, Georgia Tech	2012

Hadji, John, QB, Kansas	1962-72
Hadnot, Rex, G, Houston	2012
Hagood, Ricky, NT, South Carolina	1994
Hall, Courtney, C, Rice	1988-96
Hall, Detron, S, Clemson	1997
Hallen, Bob, G, Kent State	2002-05
Hamilton, Michael, LB, No. Carolina A&T	1997-99
Hand, Norman, DT, Mississippi	1997-99
Hand, Dmari, DE, Tennessee	2003
Harbaugh, Jim, QB, Michigan	1989-00
Hardaway, Milton, T, Oklahoma State	1978
Hardin, Cedric, DE, Florida A&M	1986
Hardison, Dee, DE, North Carolina	1986-87
Hardwick, Nick, C, Purdue	2004-13
Hardy, Kevin, DT, Notre Dame	1971-72
Harmon, Ronnie, RB, Iowa	1990-95
Harper, Dwayne, CB, So. Carolina St.	1984-98
Harrington, LaFauc, RB, Norfolk State	1980
Harris, Dick, CB, McNeese State	1960-65
Harris, Derrick, FB, Miami, Fla.	2001
Harris, James, QB, Grambling	1977-81
Harris, Marques, LB, Southern Utah	2005-09
Harris, Michael, T, UCLA	2012-13
Harris, Tommie, DE, Oklahoma	2011
Harris, Walter, S, Stanford	1987
Harrison, Lloyd, CB, No. Carolina St.	1994-2001
Harrison, Rodney, S, Western Illinois	2012
Hart, Clinton, S, Central Florida CC	2004-09
Hartley, Frank, TE, Illinois	1987-98
Harvey, Richard, LB, Tulane	2000
Haskins, Jon, LB, Stanford	1988
Hastan, Kevin, T, Rutgers	2012
Hatcher, Armon, S, Oregon State	2000
Hawkins, Andy, DLB, Texas A&I	1986-87
Hawkins, Lavelle, WR, California	2013
Hayden, Aaron, RB, Tennessee	1985-96
Haves, Luther, SE, Southern California	1961
Hayes, Tom, CB, San Diego State	1976
Heiden, Steve, TE, So. Dakota St.	1989-91
Heiderson, Reuben, CB, San Diego St.	1982-84
Henderson, Wyatt, CB, Fresno State	1981
Hendrickson, Steve, HB, LB, California	1990-94
Hendrix, David, S, Georgia Tech	1995-97
Hendly, John, CB, Long Beach State	1986
Henning, Dan, LB, Pittsburgh & Mary	1966
Herrmann, Mark, QB, Purdue	1985-87
Herron, David, LB, Michigan State	2010
Hester, Jacob, RB-FB, Louisiana State	2008-11
Hill, Eric, LB, Louisiana State	1989
Hill, Jim, S, Texas A&I	1969-71
Hinkle, Robert, DE, Arizona	1988-91
Hoby, George, CB, Michigan	1974
Holesac, John, LB, Illinois	2001
Holiday, Ron, WR, Pittsburgh	1973
Holmes, Jamie, WR, Ohio State	1987-89
Holmes, Robert, RB, Southern, La.	1982
Holman, Peter, TE, Notre Dame	1981-87
Holt, Harry, TE, Arizona	1987
Holt, James, LB, Kansas	2009-10
Hoopes, Mince, P, Arizona	1987
Hoppes, Darrell, CB, Southern California	1987
Horn, Bob, MLB, Oregon State	1976-81
Horn, Don, QB, San Diego State	1974
Horton, Bob, LB, Boston University	1964-65
House, Kevin, CB, South Carolina	2002-03
Houston, Bobby, LB, No. Carolina St.	1997

I

Ilesic, Hank, P, No. College	1989
Ingram, Melvin, LB, South Carolina	2012-13
Ingram, Bernard, CB, Washington St.	1984
Jackson, Bob, FB, New Mexico St.	1962-63
Jackson, Earnest, RB, Texas A&M	1963-64
Jackson, Greg, S, Louisiana State	1997-00
Jackson, Jeff, LB, Auburn	1997-88
Jackson, John, DL, Eastern Kentucky	1989-89
Jackson, Vincent, WR, No. Colorado	2005-11
Jacq, Kendyl, DL, Kansas State	1988-01
Jacquet, Nate, WR-FB, San Diego St.	2000
James, Lionel, RB-KR, Auburn	1984-88
James, Toran, LB, No. Carolina A&T	1997
Jammer, Quentin, CB, Texas	2002-12
Jefferson, John, WR, Arizona St.	1978-80
Jefferson, Shawn, WR, Central Florida	1991-95
Jeffrey, Neal, QB, Baylor	1976
Jenkins, Defton, CB, Tennessee	2000
Jenkins, Keyvan, RB, Nevada-Las Vegas	1987
Jenkins, Romney, RB-KR, No. Arizona	2000-02
Jindt, Jim, RB, Carthage, Wis.	1982-83
Johnson, AJ, CB, SW Texas State	1985
Johnson, Gary, DT, Grambling	1975-84
Johnson, James, LB, San Diego State	1987
Johnson, Jarret, LB, Alabama	2012-13
Johnson, Leon, RB, North Carolina	2003
Johnson, Pete, FB, Ohio State	1984
Johnson, Raylee, DE, Arkansas	1983-84, 01-03
Johnson, Travis, DT, Florida State	2009-10
Johnson, Trumaine, WR, Grambling	1985-86
Joiner, Charlie, WR, Grambling	1976-86
Jonassen, Eric, T, Bloomsburg, Pa.	1983-94
Jones, Anthony, TE, Wichita State	1988
Jones, Charlie, WR, Fresno State	1986-89
Jones, Clint, RB, Michigan State	1973
Jones, Curtis, G, Missouri	1968
Jones, Freddie, TE, North Carolina	1987-01
Jones, Deacon, DE, So. Carolina St.	1972-73
Jones, Harris, G, Johnson C. Smith	1971
Jones, Leroy, DE, Norfolk State	1976-83
Jones, Ray, CB, Southern, La.	1972
Jones, Reggie, WR, Louisiana State	2000-01
Jordan, Leander, T, Indiana, Pa.	2004-05
Jue, Bhowof, FS, Penn State	2005-06

K

Kaeding, Nate, K, Iowa	2004-12
Karas, Emil, LB, Dayton	1960-64, 1966
Kay, Bill, CB, Purdue	1984
Keathley, Michael, G, Texas Christian	2001-03
Keckin, Val, QB, Southern Mississippi	1982
Keiser, Thomas, DLB, Stanford	2013
Kelcher, Louie, DT, So. Methodist	1975-83
Kelly, Mike, QB, Georgia Tech	1987
Kemp, Jack, QB, Occidental	1960-62
Kempinski, Charles, G, Mississippi	1960
Keys, Tyrone, DE, Mississippi State	1988
Kidd, John, P, Northwest	1989-94
Kiel, Terrence, S, Texas A&M	2003-05
Kinderman, Keith, RB, Florida State	1963-64
Kindig, Howard, DE, Cal State-LA	1965-67
King, David, CB, Auburn	1985
King, Lavin, LB, Colorado State	1978-85
Kirk, Randy, LB, San Diego State	1987-88, 91
Kirner, Gary, T, Southern California	1964-69
Klein, Bob, T, Southern California	1977-80
Klotz, Jack, DT, Penn Military	1982
Kocourek, Dave, TE, Wisconsin	1960-65
Kompara, John, DT, South Carolina	1960
Kowalski, Gary, T, Boston College	1985-88
Kramer, Erik, CB, No. Carolina St.	1989
Krause, Ryan, TE, Nebraska-Omaha	2004-05

Continued next page

Whitehead, Bud, S. Florida State	1961-69
Whitehurst, Charlie, QB, Clemson	2006-13
Whitley, Curtis, C, Clemson	1992-94
Whitmyer, Josh, TE, Illinois	2001
Whitmyer, Nat, CB, Washington	1966-67
Whitaker, Fozzy, RB, Texas	2013
Witcher, Mike, LB, North Carolina	1991
Wiley, Marcellus, DE, Columbia	2000-03
Wilhelm, Matt, LB, Ohio State	2003-09
Wilkinson, Doug, G, No. Carolina Cent.	1971-84
Williams, AJ, WR, Nevada	1997
Williams, Clarence, RB, So. Carolina	1977-81
Williams, Dave, WR, Washington	1972
Williams, Demorris, LB, Nebraska	2012
Williams, Eric, LB, Southern California	1984
Williams, Jerome, S, Houston	1997-98
Williams, Henry, CB, San Diego State	1983
Williams, Jamal, DT, Oklahoma St.	1998-09
Williams, Jeff, T, Rhode Island	1981
Williams, Jerral, OLB, Purdue	1993
Williams, Lee, DE, Bethune-Cookman	1994-90

Williams, Lester, NT, Miami Fla.	1966
Williams, Mike, CB, Louisiana St.	1976-82
Williams, Sam, S, California	1974-75
Williams, Sammy, T, Oklahoma	2002
Williams, Tom, DT, California-Davis	1970-71
Williams, Tourek, OLB, Florida International	2013
Wilson, Carl, DE, Kentucky	1985-87
Wilson, Jerry, S, Southern, La.	2002-05
Wilson, Karl, DE, Louisiana State	1997-89
Wilson, Kion, LB, South Florida	2010
Wilson, Kris, TE, Pittsburgh	2008-10
Wilson, Walter, WR, East Carolina	1990
Windt, Mike, LB, Cincinnati	2010-13
Winslow, Kellen, TE, Missouri	1979-87
Winter, Blaise, DE, Syracuse	1986-87, 92-94
Withrow, Cal, C, Kentucky	1970
Withrow, Cory, C, Washington St.	2006-07
Woick, Greg, DT, So. California	1972-73
Wormble, Royce, FL, North Texas	1960
Wood, Dick, QB, Auburn	1962
Wood, Mike, K, SW Missouri	1979-90

Woodard, Ken, LB, Tuskegee	1968-69
Woodcock, John, DE, Hawaii	1981-82
Woodhead, Danny, RB, Chadron State	2013
Woods, Don, RB, New Mexico	1974-80
Wright, Ernie, T, Ohio State	1960-67, 72
Wright, Sharouse, CB, Southern California	2011-13
Wyatt, Kevin, CB, Arkansas	1986
Wynn, Janius, DE, Georgia	2013

Y-Z

Young, Andre, S, Louisiana Tech	1992-84
Young, Duane, TE, Michigan State	1991-95
Young, Glen, LB, Syracuse	1995-96
Young, Lonnie, S, Michigan State	1994
Young, Rickley, RB, Jackson State	1975-77
Young, Wilbur, DE, William Penn, Iowa	1978-82
Zachary, Ken, RB, Oklahoma State	1997
Zandofsky, Mike, G, Washington	1990-93
Zeman, Bob, S, Wisconsin	1960-61, 65-66

ALL-TIME COLLEGES

Abilene Christian	3	Fayetteville State	1	Mississippi College	1	Southern Connecticut State	1
Alabama	8	Florida	12	Mississippi State	5	Southern Illinois	2
Alabama-Birmingham	1	Florida A&M	5	Missouri	6	Southern La.	5
Albany	1	Florida International	2	Montana State	2	Southern Methodist	7
Albany A&M	3	Florida State	16	Morgan State	3	Southern Mississippi	2
Albany State	1	Fort Hays State	1	Mt. San Antonio	1	Southern Utah	1
American International, Mass.	1	Fresno State	14	Navy	1	Stanford	11
Appalachian State	1	Furman	1	Nebraska	17	Stephen F. Austin	3
Arizona	12	Georgia	10	Nebraska-Omaha	3	SW Missouri	1
Arizona State	13	Georgia Tech	8	Nevada	4	SW Texas State	2
Arkansas	12	Grambling	13	Nevada-Las Vegas	6	Syracuse	18
Arkansas-Pine Bluff	3	Hampton, Va.	1	New Hampshire	2	Temple	4
Arkansas State	1	Hawaii	8	New Haven	2	Tennessee	18
Arkansas Tech	1	Heidelberg, Ohio	1	New Mexico	5	Tennessee-Chattanooga	2
Auburn	19	Henderson State, Ark.	1	New Mexico State	6	Tennessee State	7
Austin Peay	1	Hofstra	1	No College	5	Texas	9
Baylor	7	Holy Cross	1	Norfolk State	3	Texas A&I	3
Bethune-Cookman	2	Houston	8	North Alabama	1	Texas A&M	11
Bloomsburg, Pa.	1	Howard	1	North Carolina	11	Texas Christian	9
Boise State	2	Idaho	3	North Carolina A&T	5	Texas College	1
Boston College	7	Idaho State	2	North Carolina Central	4	Texas El Paso	2
Boston University	2	Illinois	10	North Carolina State	10	Texas Southern	4
Bowling Green	2	Illinois State	1	North Central Illinois	1	Texas Tech	1
Brigham Young	6	Indiana	6	North Texas	3	Texas Tech.	9
Buffalo	1	Indiana, Pa.	1	Northern Arizona	3	Texas Western	1
California	18	Indiana State	2	Northern Colorado	1	Toledo	1
California-Davis	4	Iowa	12	Northern Illinois	3	Troy	2
California Lutheran	2	Iowa State	6	Northern Iowa	2	Tulane	2
Cal Poly-Pomona	2	Jackson State	7	Northwestern	5	Tulsa	3
Cal Poly-San Luis Obispo	2	Jacksonville	1	Northwestern Oklahoma State	1	Tuskegee	2
Cal State-Fullerton	2	Jacksonville State, Ala.	1	Notre Dame	12	UCLA	14
Cal State-Los Angeles	3	Johnson C. Smith	3	Occidental	2	United States International	1
Cal State-Northridge	1	Kansas	11	Ohio State	17	Utah	6
Cal State-Sacramento	1	Kansas State	11	Oklahoma	14	Utah State	6
Carthage, Wis.	1	Kent State	3	Oklahoma State	9	Vanderbilt	2
Central Florida	2	Kentucky	6	Oregon	10	Villanova	2
Central Florida CC	1	Lakeland, Wis.	1	Oregon State	6	Virginia	8
Central Michigan	2	Lamar	1	Oregon Tech	1	Virginia Tech.	6
Central Oklahoma	1	Lambuth	1	Pacific	4	Virginia Union	1
Chadron State	1	Liberty	1	Penn Military	1	Wake Forest	3
Cincinnati	3	Lincoln, Mo.	1	Penn State	14	Washington	14
The Citadel	2	Livingston, Ala.	1	Pittsburgh	8	Washington State	12
Clarion, Pa.	1	Long Beach State	9	Portland State	2	Weber State	6
Clark, Ga.	1	Louisiana-Lafayette	2	Princeton	1	West Chester	1
Clemson	12	Louisiana-Monroe	4	Purdue	13	West Georgia	2
Coastal Carolina	2	Louisiana State	18	Rhode Island	1	West Texas State	4
Colgate	1	Louisiana Tech	3	Rice	3	West Virginia	3
Colorado	9	Louisville	5	Richmond	2	Western Illinois	3
Colorado State	7	Maine	1	Robert Morris	1	Western Kentucky	1
Columbia	2	Marshall	3	Rutgers	3	Western Michigan	2
Compton Junior College	1	Maryland	10	Saginaw Valley State	1	Western Ontario	1
Concordia, Quebec	1	Maryland Eastern Shore	1	Sam Houston State	1	Western State, Colo.	1
Connecticut	1	McMurry, Tex.	1	San Diego State	36	Wichita State	2
Cornell	2	McNeese State	3	San Francisco State	1	William & Mary	4
Dartmouth	1	Memphis	9	San Jose State	7	William Penn, Iowa	1
Dayton	2	Mesa, Colo.	2	Santa Clara	1	Williams, Mass.	1
Drake	1	Miami, Fla.	9	SE Louisiana	2	Winston-Salem State	3
Duke	2	Miami, Ohio	4	Sonoma State	1	Wisconsin	13
East Carolina	2	Michigan	10	South Carolina	10	Wyoming	7
East Texas State	1	Michigan State	15	South Carolina State	5	Yale	1
Eastern Kentucky	2	Milleville, Pa.	1	South Dakota State	3	Youngstown State	1
Eastern Michigan	1	Minnesota	7	South Florida	1		
Eastern Washington	2	Mississippi	10	Southern California	39		

ALL-TIME NUMERICAL ROSTER



* player wore more than one number during career

1	Ricardo, Benny, K (1984)	15	Brittsum, Jon, QB (1968)	23	Phillips, Irvin, CB (1981)
1	Sullivan, Kent, P (1993)	15	Mikolajewski, Pete, QB (1969)	23	Walters, Danny, CB (1983-87)
2	Mojasiecki, Ralf, P-K (1985-88)	15	Mercer, Mike, K (1970)	23	Bennett, Ray, CB (1986-88)
2	Bennett, Darren, P (1995-03)	15	Wersching, Ray, K (1973-75)*	23	Shelton, Anthony, CB (1990-91)
3	Agajanian, Ben, QB (1960-61, 1964)	15	Fritsch, Toni, K (1976)	23	Bayle, Shaun, SS (1995)
3	Bahr, Chris, K (1989)	15	Archer, David, QB (1969)	23	Williams, Jerome, S (1997-98)
3	Carney, John, K (1990-00)	15	Philcox, Todd, QB (1997)	23	Jenkins, DeHon, CB (2000)
3	Brown, Kris, K (2010)	16	Goodman, Richard, WR (2010-12)	23	Jammer, Quenin, CB (2002-12)
4	Roberts, George, P (1981)	16	Keckin, Val, QB (1982)	23	Brown, Ronnie, RB (2013)
4	Gaffney, Jeff, K (1987)	16	Longley, Clint, QB (1976)	24	Hayes, Luther, SE (1961)
4	Harbaugh, Jim, QB (1989-00)	16	Wood, Mike, K (1979-80)	24	Alward, Lance, FL (1982)*
5	Colbert, Lewis, P (1988)	16	Thomas, Bob, K (1985)	24	Kinghorn, Keith, RB (1963-64)
5	Whelihan, Craig, QB (1985-88)	16	Malone, Mark, QB (1988)	24	Howard, Bob, CB (1967-74)
5	Richey, Wade, K (2001-02)	16	Caqliano, Bob, QB (1991-92)	24	Dwens, Arnie, WR (1979)*
5	Schles, Mike, P (2003-13)	16	Leaf, Ryan, QB (1998-00)	24	Washington, Joe, RB (1976-77)
6	Wersching, Ray, K (1976)*	16	Rayner, Dave, K (2007)	24	McPherson, Miles, S (1982-85)
6	Benirschke, Rolf, K (1977-86)	16	Banks, Gary, WR (2010)	24	Smith, Johnny Ray, CB (1984)
6	DeLune, Steve, K (1988)	17	Seyi Ajinrotun, WR (2013)*	24	Taylor, Ken, CB (1986)
6	Turner, Nate, WR (2001)	17	Larabab, Bob, QB-LB (1960-61)	24	Anderson, Anthony, S (1987)
6	Whitehurst, Charlie, QB (2006, 13)	17	Erin, Hunter, QB (1961)	24	Scott, Kevin, RB (1988)
7	Carter, Virgil, QB (1975)	17	Greene, Tom, QB (1961)	24	Lyles, Lester, SS (1988-90)
7	Bell, Eddie, WR (1976)	17	Wood, Dick, QB (1982)	24	Richard, Stanley, FS (1991-94)
7	Buford, Maurice, P (1982-84)	17	Freitas, Jesse, QB (1974-75)	24	Hayden, Aaron, RB (1985-86)
7	Mathison, Bruce, QB (1983-84, 86)	17	Partridge, Rick, P (1980)	24	Pegram, Eric, RB (1987)
7	Neuheisel, Rick, QB (1987)	17	Friesz, John, QB (1990-91, 93)	24	Brown, Fakhr, CB (1999-00)
7	Revez, Fuad, K (1980)	17	Tuhill, James, K (2002)	24	Milburn, Lynn, RB (2001)
7	Davis, Greg, K (1987)	17	Rivers, Phillip, QB (2004-13)	24	Chapman, Jesse, RB (2002-04)
7	Flutie, Doug, QB (2001-04)	17	Rone, Tobin, QB (1963-64)	24	Lott, Andre, S (2006)
7	Volek, Billy, QB (2006-07, 09-10)	18	Stephenson, Kay, QB (1967)	24	Gordon, Cleis, CB (2006-08)
8	West, Jeff, P (1979)*	19	Joiner, Charlie, WR (1976-86)	24	Mathews, Ryan, RB (2010-13)
8	Prokop, Joe, P (1987)	19	Clatterback, Bobby, QB (1960)	24	Gibson, Claudia, CB (1961-62)
8	Ilesic, Hank, P (1989)	19	Alworth, Lance, FL (1963-70)*	25	Westmoreland, Dick, CB (1963-65)
8	Salisbury, Sean, QB (1996)	19	Unitas, Johnny, QB (1973)	25	Newell, Steve, WR (1967)
8	Weldon, Casey, QB (1987)	19	Jeffrey, Neal, QB (1976)	25	LeVias, Jerry, WR (1971-74)
8	Christie, Steve, K (2001-03)	19	Munson, Bill, QB (1977)	25	Tyler, Maurice, S (1975)
9	Cerela, Roy, S (1979)	20	Ford, Fred, RB (1960)	25	Cappelletti, John, FB (1980-83)
9	Hammann, Mark, QB (1985-87)	20	Thomas, Jesse, S (1960)	25	Morris, Wayne, RB (1984)
9	McMahon, Jim, QB (1989)	20	McDougal, Gerry, RB (1962-64, 68)	25	Glen, Vance, FS (1985-90)
9	Wagner, Bryan, P (1994)	20	Farr, Miller, CB (1965-66)	25	Vanhorse, Sean, CB (1982-84)
9	Brees, Drew, QB (2001-05)	20	Smith, Russ, RB (1967-70)	25	Bradford, Paul, CB (1987)
9	Novak, Nick, K (2011-13)	20	Garrett, Mike, RB (1970-73)	25	Rusk, Reggie, S (1989-00)
10	McClard, Bill, K (1972)	20	Rodgers, Johnny, WR-RB (1977-78)	25	Molden, Alex, CB (2001-02)
10	Douglass, Bobby, QB (1975)	20	Henderson, Reuben, CB (1983-84)	25	Fletcher, Jamar, CB (2004-05)
10	Hoopes, Mitch, P (1976)	20	Davis, Wayne, CB (1985-86)	25	Cromartie, Antonio, CB (2006)*
10	Olander, Cliff, QB (1977-79)	20	Redden, Barry, RB (1967-68)	25	Ellison, Kevin, S (2009)
10	Kelley, Mike, QB (1987)	20	Nelson, Darin, RB (1989-90)	25	Stuckey, Darrell, S (2010-13)
10	Abbott, Vince, K (1987-88)	20	Samuels, Chris, RB (1989)	26	Sears, Jim, S (1960)
10	Kidd, John, P (1990-94)	20	Means, Netronne, RB (1993-95, 99-99)	26	Roberson, Bo, WR (1961)
10	Keading, Nate, K (2004-12)	20	Dumes, Michael, S (1987, 2000)*	26	Coan, Bert, RB (1962)
10	Hawkins, Lavelle, WR (2013)	20	Wilson, Jerry, S (2002-05)	26	Carson, Kern, HB (1965)
11	Lutner, Ed, QB (1960-64)	20	McCree, Marlon, S (2006-07)	26	Hubbert, Brad, RB (1967-70)
11	Tolliver, Billy, Joe, QB (1989-90)	20	Cason, Antoine, CB (2008-12)	26	Jones, Clint, RB (1973)
11	Brohm, Jeff, QB (1994)	21	Butler, Drezdon, CB (2013)	26	Atkins, Dave, RB (1975)
11	Everett, Jim, QB (1987)	21	Hadji, John, QB (1962-72)	26	Minchell, Lydell, RB (1978-79)
11	Ross, Micah, WR (2003-04)	21	Bonner, Glen, RB (1974-75)	26	Jackson, Bernard, CB (1980)
11	Nanee, Lagedu, TE-WR (2008-10)*	21	Duren, Clarence, S (1977)	26	Dykes, Donald, CB (1982)
11	Royal, Eddie, WR (2012-13)	21	Brooks, James, RB (1981-83)	26	James, Lionel, RB-KR (1984-88)
12	Harris, James, QB (1977-81)	21	McGee, Buford, RB (1984-86)	26	Usher, Darryl, WR-KR (1989)
12	Dufek, Joe, QB (1985)	21	McConkey, Phil, WR-PR (1989)	26	Lilly, Sam, CB (1980)
12	Laufenberg, Babe, QB (1985, 1988)	21	Gordon, Damien, CB (1983-93)	26	Fields, Floyd, S (1981-93)
12	Flick, Tom, QB (1966)	21	Metcalf, Eric, WR-KR (1997)	26	Orlando, Bo, FS (1985)
12	Humphries, Stan, QB (1982-97)	21	Tomlinson, LaDarian, RB (2001-09)	26	Lewis, Darryl, CB (1989-00)
12	Kramer, Erik, QB (1989)	22	Lincoln, Keith, RB (1961-66, 68)	26	Castille, Simon, CB (2009)
12	Crayton, Patrick, WR (2010-11)	22	Post, Dick, RB (1967-70)	26	Watkins, Pat, S (2010)
12	Meacham, Robert, WR (2012)	22	Hayes, Tom, CB (1975)	26	Wallace, C.J., S (2011)
13	Iena, Steve, QB (1965-66)	22	Thomas, Mike, RB (1979-80)	26	Bigby, Atari, S (2012)
13	Clark, Wayne, QB (1970-73)	22	Byrd, Gill, CB (1983-92)	26	Patrick, Johnny, CB (2013)
13	Horn, Don, QB (1974)	22	Dulver, Rodney, RB (1985)*	27	Walker, Ron, RB (1980)
13	Vlasic, Mark, QB (1987-88, 90)	22	Brew, Dorian, CB (1987)	27	McNeil, Charlie, CB (1980-64)
13	Brennan Brian, WR (1982)	22	Spencer, Jimmy, CB (1988-99)	27	Garrison, Gary, SE (1986-76)
13	Gilbert, Dale, QB (1994-95)	22	Denton, Tim, CB (2010)	27	Edwards, Glen, FS (1978-81)
13	Moreno, Moses, QB (1989-00)	22	Harrison, Lloyd, CB (2001)	27	Allen, Jeff, CB (1982)
13	Floyd, Malcolm, WR (2014)*	22	Davis, Sammy, CB (2003-05)	27	Turner, John, QB (1984)
13	Walters, Bryan, WR (2011)	22	Hester, Jacob, RB-FB (2008-11)	27	O'Bard, Ron, CB (1985)
13	Ajimoto, Seyi, WR (2012)*	22	Caro, Chris, CB-KR (2012)	27	Hunter, Daniel, CB (1986-87)
13	Allan, Keenan, WR (2013)	22	Cox, Derek, CB (2013)	27	Floyd, Victor, RB (1988)
14	Domres, Mary, QB (1969-71)	23	Low, Paul, RB (1960-68)	27	Frank, Donald, CB (1980-83)
14	Fouts, Dan, QB (1973-87)	23	Montgomery, Mike, RB (1971)	27	Swift, Michael, CB (1987)
15	Kemp, Jack, QB (1980-82)	23	Jones, Ray, CB (1972)	27	Dimy, Charles, CB (1988-89)
15	Breaux, Don, QB (1984-85)	23	Hoey, George, CB (1974)	27	Darden, Tony, QB (2000)
15	Henning, Dan, QB (1986)	23	Smith, Charlie, RB (1975)	27	Cody, Tay, CB (2001-03)
		23	Morris, Mercury, RB (1976)	27	Jue, Shallow, FS (2005-06)

27	Oliver, Paul, S (2008-11)	33	Boue, Kevin, RB (1996)	41	Flowers, Charlie, RB (1960-61)
28	Wormble, Royce, FL (1960)	33	Brown, Gary, RB (1997)	41	Whitmyer, Nat, CB (1966-67)
28	Mendez, Maria, WA (1964)	33	Dodge, Dedrick, S (1998)	41	Tuckett, Phil, WR (1968)
28	Speights, Dick, WR (1968)	33	Sanchez, Davis, CB (2001-02)	41	Mathews, Bo, RB (1974-75)
28	McGee, Willie, CB (1973)	33	Turner, Michael, RB (2004-07)	41	Russell, Booker, RB (1980)
28	Buchanan, Willie, CB (1979-82)	33	Hughes, Dante, CB (2009-11)	41	Jackson, Earnest, RB (1983-84)
28	Greene, Ken, S (1983-84)	33	McClain, LeRon, FB (2012-13)	41	Simmons, King, S (1987)
28	Crowdip, David, CB (1985)	34	Zaman, Bob, S (1960-61, 65-66)	41	Fletcher, Terrill, RB (1995-02)
28	Rackford, Jim, CB (1986)	34	Dragon, Oscar, RB (1972)	41	Neal, Lorenzo, FB (2003-07)
28	Hudson, Mike, S (1987)	34	Young, Ricky, RB (1975-77)	41	Spillman, C.J., FS (2009-10)
28	Watts, Ted, S (1987)	34	Harrington, LaLue, RB (1980)	41	Lynch, Corey, S (2012)
28	Smith, Eliot, CB (1989)	34	Patterson, Elvis, CB (1987-89)	41	Fennel, Lane, WR (1968)
28	Elder, Donnie, CB (1990-91)	34	Hendrickson, Steve, HB-LB (1990-94)	42	Smith, Dave, RB (1970)
28	Harper, Dwayne, CB (1994-98)	34	Craver, Aaron, RB (1997)	42	Fuller, Jessie, RB (1972)
28	Jenkins, Ronney, RB-KR (2000-02)	34	Stephens, Tremayne, RB (1998-99)	42	Bell, Mike, S (1975-80)
28	Pippens, Jerral, S (2004-05)	34	Okianlawon, Tony, CB (2003)	42	Felt, Ricky, RB (1982)
28	Gregory, Steve, S (2006-10)	34	Pinnock, Andrew, FB (2013-07)	42	Johnson, Pete, FB (1984)
28	Taylor, Brandon, S (2012)	34	Latsko, Billy, FB (2010)	42	Adams, Curtis, RB (1985-88)
29	Nix, Doyle, CB (1960)	34	Whittaker, Fozy, RB (2013)	42	Russell, Leonard, RB (1986)
29	Robinson, Jerry, WR (1962-64)	35	Gamer, Bob, CB (1960)	42	Jackson, Greg, S (1997-99)*
29	Pantea, Dennis K (1968-75)	35	Braxton, Hezekiah, RB (1982)	42	Beckett, Rogers, S (2000-02)
29	Williams, Mike, K (1975-82)	35	Travenio, Herb, K (1964-65)	42	Lassiter, Kwamie, S (2003)
29	Hendy, John, CB (1985)	35	Sartin, Dan, C (1969)*	42	Hart, Clinton, S (2004-09)
29	Homes, Charles, CB (1987)	35	Denwiler, Chuck, S (1970-72)	42	Wilson, Kion, LB (2010)
29	Fulfer, Joe, CB (1990)	35	Thomas, Bob, RB (1973-74)	42	Nelson, Kyle, LS (2012)
29	Carrington, Darren, CB (1991-94)	35	Baker, Tony, RB (1975)	43	Bethune, Bob, S (1962)
29	Shaw, Terrance, CB (1995-99)	35	Barnes, Lawrence, RB (1977-78)	43	Cluck, Gary, S (1963)
29	Turner, Scott, CB (1998-01)	35	Butts, Marion, RB (1989-93)	43	Tolbert, Jim, S (1966-71, 76)
29	Hatcher, Armon, S (2000)	35	Culver, Rodney, RB (1994)*	43	Anderson, Pickney, RB (1978)
29	Florence, Drayton, CB (2003-07)	35	Bradley, Freddie, RB (1996)	43	Gregor, Bob, S (1991-94)
29	Bennett, Michael, RB (2008-09)	35	Gardner, Carlwell, FB (1997)	43	Spencer, Tim, RB (1985-90)
29	Bennett, Fred, CB (2010)	35	Fazande, Jermaine, RB (1999-00)	43	Tuipulotu, Peter, RB (1982)
29	Wright, Shareese, CB (2011-13)	35	Lyle, Keith, FS (2002)	43	Young, Lonnie, S (1994)
30	Horton, Bob, LB (1964-65)	35	Johnson, Leon, RB (2003)	43	Bynum, Kenny, RB (1997-00)
30	Saher, Bryant, S (1971-73)	35	Tolbert, Mike, FB (2008-11)	43	Sproles, Darren, RB-KR (2005, 07-10)
30	Scarber, Sam, RB (1975-76)	36	Harris, Dick, CB (1960-65)	44	Norris, Trusse, WR (1960)
30	Laird, Bruce, S (1982-83)	36	Marsh, Frank, CB (1967)	44	Cordill, Ollie, WR (1967)
30	Evers, Scott, S (1984)	36	Farley, Dick, S (1968-69)	44	Trapp, Richard, WR (1969)
30	King, David, CB (1985)	36	Rav, Eddie, RB (1971)	44	Fletcher, Chris, S (1970-76)
30	Wyatt, Kevin, CB (1986)	36	Davis, Mike, SS (1987)	44	Shaw, Pete, S (1977-81)
30	Middleton, Frank, RB (1987)	36	Mickles, Joe, RB (1990)	44	Bayless, Martin, S (1987-91)
30	Seale, Sam, CB (1988-89)	36	Hall, Dehton, S (1992)	44	Castle, Eric, FS (1993-96)
30	Popa, Marquer, DB (1982-83)	36	Ross, Kevin, S (1996)	44	McCrary, Fred, FB (1989-02)
30	Carswell, Robert, S (2001-02)	36	Lee, Lloyd, S (1998)	44	McCarranhan, Scott, S (2005)
30	Strickland, Donald, CB (2010)	36	Fox, Vernon, S (2002-03)	44	Brinkley, Curtis, RB (2010-11)*
30	Brown, Ronnie, RB (2012)*	36	Dunry, Markus, CB (2006)	44	Battle, Jackie, RB (2012)
31	Sayers, Ron, RB (1969)	36	Battle, Tra, S (2008)	44	Wallace, Henry, CB (1960)
31	Patillo, Darrell, CB-S (1983)	36	Teal, Quinton, S (2010)	44	Duncan, Leslie, CB (1964-70)
31	Kay, Bill, CB (1984)	36	Brinkley, Curtis, RB (2012)*	45	Berry, Reggie, S (1972-74)
31	Corley, Anthony, RB (1985)	37	Ferguson, Howie, RB (1960)	45	Stringert, Hal, CB (1975-80)
31	Powell, Jeff, RB (1987)	37	Foster, Gene, RB (1965-70)	45	Beaudoin, Doug, S (1981)
31	Coleman, Leonard, S (1988)	37	Edwards, Cid, RB (1972-74)	45	Williams, Henry, CB (1983)
31	McEwen, Craig, HB (1989-91)	37	Bauer, Hank, FB (1977-82)	45	Dennis, Mike, CB (1984)
31	Davis, Brian, CB (1993)	37	Dale, Jeff, S (1985-86, 1988)	45	Steels, Anthony, RB (1985, 1987)
31	Clark, Willie, CB (1994-96, 1998)	37	Drc, Terry, HB (1990)	45	Goodspeed, Joey, FB (2002)
31	Perry, Jason, S (1999-01)	37	Blaylock, Tony, CB (1991)	45	Butler, Robb, S (2004)
31	Milligan, Hank, S (2004-06)	37	Harrison, Rodney, S (1994-02)	46	Scarpitto, Bob, DB (1961)
31	Cromante, Antonio, CB (2007-09)*	37	Jahleel Adbae, S (2013)	46	Sykes, John, RB (1972)
31	Carter, Tyrone, S (2010)	38	MacKinnon, Jacques, TE (1961-69)	46	Colbert, Danny, CB (1974-76)
31	Sanders, Bob, S (2011)	38	Moss, Roland, TE (1970)	46	Muncie, Chuck, RB (1980-84)
31	Catson, Greg, CB (2012)	38	Burns, Leon, RB (1971)	46	Harris, Walter, S (1987)
31	Marshall, Richard, CB (2013)	38	White, Lee, RB (1972)	46	Caravello, Joe, HB (1989-90)
32	Allison, Jim, RB (1985-88)	38	Holmes, Robert, RB (1973)	46	Reeves, Walter, TE (1986)
32	Parks, Billy, WR (1971)	38	Thompson, Tommy, RB (1974)	46	Beckwith, Darry, LB (2010)
32	Perry, Scott, CB (1990)	38	Berry, Ed, CB (1987)	47	Whitehead, Bud, S (1961-68)
32	Henderson, Wyatt, CB (1981)	38	Brock, Lou, CB (1987)	47	Queen, Jeff, RB (1969-71)
32	Thomas, Jewell, RB (1984)	38	Hendrix, David, S (1985-97)	47	Williams, Sam, S (1974-75)
32	Lewis, Terry, CB (1985)	38	Dumas, Michael, S (1989-99)*	47	Duncan, Frank, S (1979-91)
32	Brown, Donald, CB (1986)	38	Layne, George, FB (2004)	47	Smith, Sherman, RB (1963)
32	Spencer, Todd, RB (1987)	38	Gilchrist, Marcus, CB (2011-13)	47	Hippes, Darrell, CB (1987)
32	Brooks, Michael, FS (1989)	38	Blair, George, K (1961-64)	47	Thomas, Johnny, CB (1988)
32	Bienemy, Eric, RB (1991-94)	39	Van Raaphorst, Dick, K (1966-67)	47	Mays, Jerry, RB (1990)
32	Chancey, Robert, FB (1997, 2000)	39	Hill, Jim, S (1969-71)	47	Mack, Cedric, CB (1991)
32	House, Kevin, DB (2002-03)	39	Dunlap, Leonard, CB (1972-74)	47	Johnson, Al, CB (1995)
32	Wetdle, Eric, S (2007-13)	39	Jenkins, Kayvan, RB (1987)	47	Middleton, Ron, TE (1985)
33	Martin, Blanche, RB (1960)	39	Woodhead, Danny, RB (2013)	47	Jackson, Greg, S (2000)*
33	Gillett, Fred, LB (1982)	40	Johnson, Bob, FB (1962-63)	47	McNeill, Ryan, CB (2001-02)
33	Graham, Kenny, S (1964-68)	40	Beauchamp, Joe, CB (1966-75)	47	Wint, Mike, LB (2010-13)
33	Thomas, Duane, RB (1972)	40	Williams, Clarence, RB (1977-81)	48	Reintz, Larry, CB (1969)
33	Woods, Don, RB (1974-80)	40	Jodot, Jim, RB (1982-83)	48	Smith, Ron, S (1973)
33	Smith, Lucious, CB (1984-86)	40	Anderson, Gary, RB (1985-88)	48	Dove, Jerome, CB (1977-80)
33	Martin, David, CB (1986)	40	Fuller, James, S (1982-83)	48	Ellis, Allan, CB (1961)
33	Sullivan, John, SS (1986)	40	Montreuil, Mark, CB (1985-97)	48	Fox, Tim, S (1982-84)
33	Zachary, Ken, RB (1987)	40	Harris, Derrick, FB (2001)	48	Brazley, Carl, DB (1987)
33	Brinson, Dana, RB (1989)	40	Naaanee, Lagedu, TE-WR (2007)*	48	Miller, Pat, LB (1987-88)
33	Harmon, Ronnie, RB (1990-95)	40	Catrouse, Sean, S (2012)	48	Kiel, Terrence, S (2003-06)



49	Warren, Jim, OB (1964-85)	55	Taylor, John, LB (1987)*	60	Babich, Bob, LB (1970-72)
49	Dyer, Ken, WR (1968)	55	Collins, Jim, LB (1987)	60	Audick, Dan, G (1978-80)
49	Eber, Rick, WR (1969)	55	Seau, Junior, LB (1990-92)	60	McKnight, Dennis, G-C (1982-88)
49	Young, Andre, S (1982-84)	56	Karas, Emil, LB (1960-64, 1965)	60	Engel, Greg, C (1994-97)
49	Moore, Brandon, LB (2010)	56	Bruggers, Bob, LB (1968-71)	60	Brown, Wilbert, G (1989)
50	Donnell, Ben, DE (1960)	56	White, Ray, LB (1972-73)*	60	Ball, Jason, C (2002-04)
50	Allen, Chuck, LB (1961-69)	56	Forsberg, Fred, LB (1974)	60	Sims, Wes, G (2005)
50	Prorz, Jack, LB (1970)	56	Markovich, Mark, C (1975)*	60	Ndukwe, Kechuku, G-T (2011)
50	Caffey, Lee Roy, LB (1972)	56	Rush, Bob, C (1977, 79-82)	60	Molk, David, C (2012)
50	Boode, Don, LB (1974-79)	56	Evans, Larry, LB (1983)	60	Hemmers, Mike, T (2013)
50	Bradley, Carlos, LB (1981-85)	56	Osby, Vinco, LB (1984-85)	61	Barnes, Ernie, G (1960-62)
50	Plummer, Gary, LB (1986-93)	56	Allort, Ty, LB (1986-87)	61	Park, Ernest, G (1963-65)
50	Binn, David, LB (1989-10)	56	Banks, Chip, LB (1987)	61	Milks, Jack, LB (1966)
50	Te'o, Manu, LB (2013)	56	Thaxton, Galand, LB (1989)	61	Fetherston, Jim, LB (1968-69)
51	Loudt, Rommie, LB (1960)	56	Sapp, Patrick, LB (1986-87)	61	Dennis, A, G (1973)
51	Frazier, Wayne, C (1962)	56	Ruff, Orlando, LB (1989-02)	61	Say, Blenda, DE (1974)
51	Degan, Dick, LB (1965-66)	56	Morrison, Shawne, LB (2005-10)	61	Webb, Jimmy, DT (1981)
51	Lonkalis, Bill, G (1966-70)	56	Butler, Donald, LB (2011-13)	61	Brown, Don, T (1983)
51	Lazenich, Pete, LB (1972-73)*	57	Bansavage, Al, G (1960)	61	Dallafior, Ken, G (1965-88)
51	Andrews, Bill, LB (1974)	57	Robo, Hubert, LB (1960)	61	Floyd, Eric, DL (1990-91)
51	Lowie, Woodrow, LB (1976-86)	57	Beathley, George, G (1961)	61	Keathley, Michael, G (2001-03)
51	Brandon, David, LB (1985)*	57	Lane, Bob, LB (1963-64)	61	Hardwick, Nick, C (2004-13)
51	Figaro, Cedric, LB (1988-90)	57	London, Mike, LB (1966)	62	Farris, John, G (1965-66)
51	Drews, Terry, LB (1983)	57	Print, Bob, LB (1967-68)	62	Erickson, Bernard, LB (1967-68)
51	Dumplings, Joe, LB (1986)	57	Winthoff, Cal, C (1970)	62	Winthoff, Ralph, G (1972)*
51	Dixon, Gerald, LB (1988-01)	57	Rice, Floyd, LB (1973-75)	62	Macek, Don, C (1976-89)
51	Leber, Ben, LB (2002-05)	57	Middleton, Rick, LB (1976-78)	62	Coleman, Ben, G (2000)
51	Dobbins, Tim, LB (2006-09)	57	King, Linden, LB (1978-85)	62	Hallen, Bob, G (2002-05)
51	Spikes, Takoa, LB (2011-12)	57	Benson, Thomas, LB (1986-87)	62	Nowberry, Jeremy, C (2008)
51	English, Larry (2013)*	57	Johnson, James, LB (1987)	62	Dombrowski, Brady, G-T (2009-11)
52	Rogers, Don, C (1960-64)	57	Fauscett, Chuck, LB (1967-68)	63	Wilkinson, Doug, G (1971-84)
52	Latzke, Paul, C (1966-68)	57	Browner, Keith, LB (1988)	63	Leonard, Jim, G (1985-86)
52	Sartin, Dan, C (1969)*	57	Rolling, Henry, LB (1990-92)	63	Diaz-Infante, David, G (1987)
52	White, Ray, LB (1971)*	57	Williams, Jerral, DL (1993)	63	Cornish, Frank, G (1990-91)
52	Douglas, Jay, T (1973-74)	57	Gibson, Dennis, LB (1984-85)	63	Smoot, Ray, G (1993)
52	Stein, Bob, LB (1975)	57	Houston, Bobby, LB (1987)	63	McKenzie, Raleigh, DL (1987-98)
52	Preston, Ray, LB (1976-84)	57	Raab, Marc, LS (1988)	63	Garmon, Kelvin, G (2002-03)
52	Fellows, Mark, DLB (1985-86)	57	Mirzin, Tracy, LB (1998)	63	Szymczkowski, Scott, C (2005-11)
52	Snipes, Angelo, DLB (1986-87)	57	Moreno, Zeke, LB (2001-04)	63	Trouman, Johnnie, G (2013)
52	Jackson, Jeff, LB (1988)*	57	Wilhelm, Matt, LB (2003-08)	64	Shea, Pat, G (1962-65)
52	Miller, Jeff, LB (1990)	57	Lang, Brandon, LB (2010)	64	Schmedding, Jim, G (1968-70)
52	Anno, Sam, LS (1992-93)	57	Mouton, Jones, LB (2012)	64	Costa, Dave, DT (1972-73)
52	Gordon, Dwayne, LB (1985-96)	58	Clune, Doug, LB (1966)	64	Aliu, Charles, G (1976-78)
52	Burgess, James, LB (1987-88)	58	Erfandson, Tom, LB (1968)	64	Loewen, Chuck, G-T (1980-82, 84)
52	Reeves, John, LB (1989-00)	58	Jones, Harris, G (1971)	64	Seavey, Bill, G (1985)
52	Holecak, John, LB (2001)	58	Stratton, Mike, LB (1973)	64	Roderhauser, Mark, C (1990-91)
52	Polk, Carlos, LB (2001-04, 06-07)	58	Lee, Mike, LB (1974)	64	Whitley, Curtis, C (1992-94)
52	English, Larry, DLB (2009-12)*	58	Graham, Tom, LB (1975-77)	64	Stollenberg, Bryan, C (1986)
52	Walker, Reggie, LB (2013)	58	Slater, Mark, C (1978)	64	Jacox, Kendyl, DL (1988-01)
53	Bruckman, Charlie, LB (1960)	58	Selmon, Dewey, MLB (1982)	64	Bogle, Phil, G (2003)
53	Campbell, Jim, LB (1968)	58	Green, Mike, LB (1983-85)	64	Leikertker, Cary, T (2006)*
53	Rogers, Mel, LB (1971, 1974)	58	Jackson, Jeff, LB (1987)*	64	Norman, Dennis, C (2009)
53	Myrtle, Chip, LB (1974)	58	Brandon, David, LB (1987-89)*	64	Albright, Ethan, LS (2010)
53	Mahalic, Drew, LB (1975)	58	Grayson, David, Jr, LB (1991)	64	Baxter, Colin, C (2011-12)
53	Pennetta, Ralph, G (1975-80)	58	Murphy, Kevin, LB (1992)	65	Grunstein, Sam, C (1962-72)
53	Lewis, David, LB (1982)	58	Rush, Lew, LB (1983-89)	65	Markovich, Mark, C (1975)*
53	Guendling, Mike, LB (1985)	58	Harvey, Richard, LB (2000)	65	Brown, Booker, T (1975-77)
53	Dougllass, Mike, DLB (1986)	58	Godfrey, Randall, LB (2004-06)	65	Doering, Jerry, T (1985)
53	Busick, Steve, LB (1987)	58	Harris, Marques, LB (2009)*	65	Stadnik, John, C (1987)
53	Price, Stacey, LB (1987)	58	Smith, Derek, LB (2008)	65	Richards, David, T (1988-82)
53	Hall, Courtney, C (1989-96)	58	Neill, Ryan, LS (2010)	65	Sienkiewicz, Troy, G (1985-97)*
53	Hamilton, Michael, LB (1987-98)	58	Obiczor, Cyril, LB (2010)	65	Jackson, John, DL (1988-89)
53	Humphrey, Dean, LB (2000-01)	58	Diggs, Nail, LB (2011)	65	Brandt, David, G (2004)
53	Foley, Steve, LB (2005)	58	Williams, Demorris, LB (2012)	65	Winthoff, Cory, C (2006-07)
53	Waters, Anthony, LB (2008)	58	Williams, Tourek, DLB (2003)	65	Vasquez, Louis, G (2009-12)
53	Holt, James, LB (2009-10)	59	Barnes, Pete, LB (1970-72)	65	Cole, Fred, G (1960)
53	Gamble, Darryl, LB (2011)	59	Anthony, Charles, LB (1974)	65	Riedman, Rick, LB (1965-73)
53	Buyton, Gary, LB (2012)	59	Tate, Franklin, LB (1975)	66	Shields, Billy, T (1975-83)
53	Manning, Terrell, LB (2013)	59	Thrift, Cliff, LB (1979-84)	66	Umphrey, Rich, G (1985)
54	Botchan, Ron, LB (1960)	59	Bingham, Craig, LB (1985)	66	Rossado, Dan, G (1987-88)
54	Good, Tom, LB (1966)	59	Hawkins, Andy, DLB (1986-87)	66	Miller, Jim, G-T (1986-87)
54	Wenzel, Ralph, G (1972)*	59	Taylor, John, LB (1987)*	66	Nelson, Reginald, G-T (1999)
54	Gersbach, Carl, LB (1973-74)	59	Woodard, Ken, LB (1988-88)	66	Gogson, Kevin, G (2000)
54	Flanagan, Ed, C (1975-76)	59	Clark, Greg, LB (1989)	66	Clayton, Carey, C (2001)
54	Lastavich, Jim, MLB (1978, 80-81)	59	Young, Glen, LB (1985-96)	66	Raymer, Cory, C (2002-03)
54	Smith, Billy Ray, LB (1983-82)	59	James, Toran, LB (1987)	66	Clay, Jerome, T (2007-13)
54	Miller, Doug, LB (1983-84)	59	Hoskins, Jon, LB (1998)	67	Klamnicka, Butch, G (1980)
54	Couveia, Kurt, LB (1986-88)	59	Trover, Steve, LB (1988, 2000)	67	Motoss, Archie, LB (1966)
54	Hill, Eric, LB (1989)	59	Rogers, Sam, LB (2001)	67	White, Ed, G (1978-85)
54	Cooper, Stephen, LB (2003-11)	59	Edwards, Donnie, LB (2002-06)	67	Fesszel, Greg, T (1987)
54	Ingram, Melvin, LB (2012-13)	59	Siler, Brandon, LB (2007-10)	67	Gooss, Leo, T (1990-92)
54	Buncom, Frank, LB (1962-67)	59	Gachkar, Andrew, LB (2011-13)	67	Brock, Stan, T (1993-95)
55	Mauca, Carl, C (1971-74)	60	Kompara, Sam, DT (1960)	67	Fortin, Roman, C (1998-00)
55	Hutcherson, Ken, LB (1975)	60	DeLuca, Sam, G (1960-61, 1963)	67	Bredlowe, Kevin, G (2003)
55	Horn, Bob, MLB (1976-81)	60	Klotz, Jack, DT (1962)	67	Hadnot, Rex, G (2012)
55	Nelson, Dennis, LB (1983-86)	60	Mitchell, Ed, G (1965-66)	67	Beeton, Nick, T (2013)

68	Ferrante, Orlando, G (1960-61)	74	Roundtree, Raleigh, T (1968-01)	81	Holiday, Ron, WR (1973)
68	Estes, Don, G (1966)	74	Cessaire, Jacques, DE (2003-11)	81	Baker, Mel, WR (1975)
68	McCoy, Lloyd, G (1966)	74	Wells, Reggie, T (2012)	81	Thompson, Aundra, WR (1988)
68	Briggs, Bob, DE (1968-70)	74	Ohnberger, Rich, C-G (2013)	81	Fitzkee, Scott, WR (1991-82)
68	Woick, Greg, DT (1972-73)	75	Wright, Ernie, T (1960-67)*	81	Carr, Roger, WR (1983)
68	Vertefeuille, Brian, G (1974)	75	Ferguson, Eugene, T (1969-70)	81	Bird, Steve, WR (1994)
68	Jones, Leroy, DE (1976-83)	75	Nowak, Gary, T (1970)	81	Ware, Timmie, WR (1986-87)
68	Elko, Bill, NT (1983-84)	75	Jones, Deacon, DE (1972-73)	81	Muhammad, Calvin, WR (1987)
68	Kowalski, Gary, T (1985-88)	75	Tipton, Dave, DE (1974-75)	81	Jones, Anthony, TE (1988)
68	Goebel, Joe, G (1987)	75	Gissinger, Andrew, T (1982-84)	81	Strozier, Wilbur, TE (1988)
68	Cocozzo, Joe, G (1983-87)	75	Dilgiacomo, Curt, G (1986)	81	Walczak, Mark, TE (1989)*
68	Dielman, Kris, G (2003-11)	75	Phillips, Joe, DE (1987-91)	81	Lewis, Nate, WR (1990-93)
69	Barry, Al, G (1980)	75	Miller, Les, DE (1987)*	81	Martin, Tony, WR (1994-97)
69	Jones, Curtis, G (1988)	75	Bent, Tony, T (1985-87)	81	Davis, Wendell, TE (1998)
69	Gordon, Ira, T (1970-75)	75	Wiley, Marcellus, DE (2001-03)	81	Graham, Jeff, WR (1999-01)
69	Lee, John, DT (1976-80)	75	Jordan, Leander, T (2004-05)	81	Alexander, Stephen, TE (2002)*
69	Goforth, Derrel, G (1983-84)	75	Clark, Corey, T (2009)	81	Osmond, Kassim, WR (2003-08)
69	Bennett, Monte, DE (1987)	75	Mull, Tony, T (2011)	81	McMichael, Randy, TE (2010-12)
69	Miller, Les, DE (1989-89)*	75	Scufe, Damik, DE (2012)	81	Byrne, Jeko, TE (2013)
69	Bardelon, Ben, G (1997)	75	Finneran, Gary, DT (1960)	82	Anderson, Relish, TE (1960)
69	Ellis, Ed, T (2001-03)	76	Schmidt, Henry, DT (1961-64)	82	Minger, Bob, LB (1963-66, 66)
69	Green, Tyrnone, G (2009-12)	76	Dwerns, Terry, T (1966-75)	82	DeLong, Steve, DE (1965-71)
69	Smith, Willie, T (2013)	76	Ferguson, Keith, DE (1981-85)	82	Rossovich, Tim, LB (1972-73)
70	Peters, Vinney, DT (1960)	76	Goff, Willard, DE (1987)	82	Grannell, Dave, TE (1974)
70	Plunkett, Sherman, T (1961-62)	76	Thompson, Broderick, T (1987-92)	82	Curren, Pat, TE (1975-78)
70	Appleton, Scott, DT (1967-68)	76	Williams, Jamal, DT (1996-09)	82	Brooks, Billy, WR (1981)
70	Washington, Russ, T (1968-82)	76	Thomas, Cam, DT (2010-11)*	82	Duckworth, Bobby, WR (1982-84)
70	FitzPatrick, James, T (1986-89)	76	Fluker, D.J. (2013)	82	Roge, Tam, WR (1987)
70	Zandofsky, Mike, G (1989-83)	77	Ladd, Ernie, DT (1961-65)	82	Bernstine, Rod, TE-RB (1987-92)
70	Parker, Vaughn, T (1994-03)	77	Griffin, Jim, DT (1966-67)	82	Dyal, Mike, TE (1993)
70	Olivea, Shane, T (2004-07)	77	Wells, Robert, T (1968-70)	82	Seay, Mark, WR (1993-95)
70	Shelton, L.L., T (2009)	77	East, Ron, DT (1973-73)	82	Jones, Charlie, WR (1999-99)
70	Boone, Alfonso, DE (2009-10)	77	Teerlink, John, DT (1974-75)	82	Baylor, Trevor, WR (2001)
70	Schilling, Stephen, T (2011)*	77	Hardaway, Milton, T (1978)	82	Caldwell, Reche, WR (2002-05)
70	Haslam, Kevin, T (2012)	77	Clapham, Sam, T (1981-87)	82	Camarillo, Greg, WR (2006)
70	Schilling, Stephen, T (2013)*	77	House, Curtis, G (1987)*	82	Sperry, Kory, TE (2010-11)
71	Chorovich, Dick, DT (1960)	77	Clay, John, T (1988)	83	Kocourek, Dave, TE (1960-65)
71	Moore, Fred, DT (1964-66)	77	Motey, Eric, G-T (1991-83, 85-86)	83	Frazier, Willie, TE (1966-70)
71	Akin, Harold, T (1967-68)	77	Davis, Isaac, G (1997)*	83	Carter, Mike, WR (1972)
71	Carr, Levert, T (1969)	77	McIntosh, Damien, T (2000-03)	83	Sweet, Joe, WR (1975)
71	Snowden, Cal, DE (1972-73)	77	Dunkaj, King (2013)	83	Malk, Larry, TE (1976)
71	Lazetich, Pete, LB (1974)*	78	Selawski, Gene (1980)	83	Jefferson, John, WR (1978-80)
71	Dean, Fred, DE (1975-81)	78	Hudson, Richard, T (1962)	83	Micha, Bob, TE (1984)
71	Wheeler, Dwight, G (1987)	78	Sweeney, Wak, G (1963-73)	83	Johnson, Trumaine, WR (1985-86)
71	Charles, Mike, NT (1967-69)	78	Brown, Bob, DT (1934)	83	Davis, Bruce, WR (1967)
71	Milinchik, Joe, G (1993-94)	78	Ehin, Chuck, DE-NT (1963-87)	83	Milly, Anthony, WR (1988-93)
71	Graham, DeMingo, G (1999-01)	78	Patten, Joel, T (1969-90)	83	Coleman, Andre, WR-KR (1994-96)
71	Fanon, Tonio, G (2002-04-05)	78	Scott, DeQuincy, DT (2002-05)	83	Burke, John, TE (1988)
71	VanBuren, Courtney, T (2004)*	78	Coleman, Andre, DE (2009)	83	Heiden, Steve, TE (1991-01)
71	Lekkerkerker, Cory, T (2006)*	78	Terry, Adam, T (2010)	83	Norman, Josh, TE (2002-03)
71	Garay, Antonio, DT (2009-12)	78	Gaither, Jared, T (2011-12)	83	Shaw, Bobby, WR (2004)
71	Guy, Lawrence, DE (2013)	78	Rinehart, Chad, G (2013)	83	Welker, Wes, WR (2004)
72	Kirner, Gary, T (1964-69)	79	Wright, Ernie, T (1972)*	83	Jackson, Vincent, WR (2005-11)
72	Owens, Joe, DE (1970)	79	Hudson, Bill, DT (1961-62)	83	Phillips, John, TE (2013)
72	Singleton, Ron, T (1976)	79	Gross, George, DT (1963-67)	84	Maguire, Paul, LB-K (1960-63)
72	Williams, Jeff, T (1991)	79	Rice, Andy, DT (1970-71)	84	Baker, John, LB (1967)
72	Hagood, Rickey, NT (1984)	79	Bacon, Coy, DE, DE (1973-75)	84	Baccaglia, Martin, DE (1968)
72	Walker, Jeff, G (1985)	79	Johnson, Gary, DT (1975-84)	84	Gillette, Walker, WR (1970-71)
72	Slovacek, Emil, T (1967)	79	House, Curtis, G (1967)*	84	Williams, Dave, WR (1972)
72	Wilson, Karl, DE (1987-88)	79	Howard, Joey, T (1989)	84	Klein, Bob, TE (1977-80)
72	Swayne, Harry, T (1991-96)	79	Miller, Les, DE (1980)*	84	Smith, Ron, WR (1980-81)
72	Sienkiewicz, Troy, G (1998)*	79	Savage, Tony, NT (1990, 92)	84	Fortune, Hosea, WR (1983)
72	Pringley, Mike, DE (2000)	79	Thomas, Cornell, DE (1984)	84	Dixon, Al, TE (1984)
72	VanBuren, Courtney, T (2003)*	79	Price, Marcus, T (1997-98)	84	Egloff, Ron, TE (1984)
72	Oben, Roman, T (2004-07)	79	Williams, Sammy, T (2002)	84	Faulkner, Chris, TE (1985)
72	Schilling, Stephen, T (2012)	79	Page, Solomon, T (2003)	84	Williams, Al, WR (1967)
73	Martin, Larry, DT (1965)	79	Goff, Mike, G (2004-08)	84	Cannon, Chris, TE (1989)
73	Little, Larry, G (1967-68)	79	Rumyan, Jon, T (2009)	84	Wilson, Walter, WR (1980)
73	Thomas, Lee, DE (1971-72)	79	Harris, Michael, T (2012-13)	84	Thagpen, Yancey, WR (1991)
73	Boatright, Bon, DT (1974)	80	Nery, Ron, DE (1960-62)	84	Diabrone, Robert, WR (1982)
73	DeJurnett, Charles, DT (1976-80)	80	Ridge, Houston, DT (1966-69)	84	Laing, Aaron, TE (1994)
73	Buthrie, Keith, NT (1984)	80	Hardy, Kevin, DT (1971-72)	84	Ellison, Timar, WR (1995-96)
73	Britz, Derrick, G (1988)	80	Parris, Gary, TE (1973-74)	84	Crimenden, Ray, WR (1997)
73	Toth, Tom, T (1990)	80	West, Jeff, P (1976-78)*	84	Slaughter, Webster, WR (1998)
73	Max, Mark, G-T (1989)	80	Winslow, Kellen, TE (1979-87)	84	Davis, Reggie, TE (1989-00)
73	Mooney, Mike, T (1993)	80	Walker, Wayne, WR (1989)	84	Whitman, Josh, TE (2001)
73	Davis, Isaac, G (1994-96)*	80	Jefferson, Shawn, WR (1991-95)	84	Peelle, Justin, TE (2002-05)
73	Taylor, Aaron, OL (1998-99)	80	Stil, Bryan, WR (1998-99)	84	Davis, Buster, WR (2007-10)
73	McNeill, Marcus, T (2006-11)	80	Conway, Curtis, WR (2000-02)	84	Alexander, Danario, WR (2012)
74	Mix, Ron, T (1960-63)	80	Alexander, Stephen, TE (2003)*	85	Miller, Paul, DT (1962)
74	Rowe, Dave, DT (1974-75)	80	Floyd, Malcolm, WR (2006-13)*	85	Petrich, Bob, DE (1963-66)
74	Kelcher, Louie, DT (1976-83)	81	Schleicher, Maury, DE (1960-62)	85	Tanner, John, LB (1971)
74	Lachee, Jim, T (1965-87)	81	Taylor, Sammie, WR (1984)	85	Dicus, Chuck, WR (1971-72)
74	Gambol, Chris, T (1988)	81	Plump, Dave, WR (1986)	85	Beirne, Jim, WR (1973-74)
74	Miller, Brett, T (1989)	81	Staggis, Jeff, LB (1966-71, 74)	85	Owens, Arnie, WR (1976-78)*
74	Jonassen, Eric, T (1993-94)	81	Andrews, John, TE (1972)	85	Slevens, Eric, TE (1981-88)



85	Holt, Harry, TE (1987)	88	Parker, Eric, WR (2002-06)	93	Simpson, Antoine, DT (2000)
85	Parker, Andy, TE (1989)	88	Wilson, Kris, TE (2008-10)	93	Demaree, Chris, DE (2002)
85	Schweides, Scott, WR (1990)	88	Rossino, Dante, TE (2012)	93	Leverette, Chris, DE (2003)
85	Taylor, Khrick, WR (1990-91)	89	Goib, Art, DE (1990)	93	Downing, Eric, DT (2004)
85	Stanley, Walter, WR (1992)	89	Carolan, Reg, TE (1962-63)	93	Castillo, Luis, DE (2005-11)
85	Barnes, Johnnie, WR (1992-94)	89	Carpenter, Ron, LB (1964-65)	93	Thomas, Cam, DT (2012)*
85	Oliver, Jimmy, WR (1995)	89	McCall, Ron, LB (1967-69)	93	Freeney, Dwight, OLB (2013)
85	Rachel, Latorio, WR (1997-98)	89	Strozier, Art, TE (1970-71)	94	Kirk, Randy, LB (1987-89, 91)
85	Ganer, Tony, WR (1998)	89	Mackey, John, TE (1972)	94	Mims, Chris, DE (1992-96, 99-99)
85	Reed, Robert, WR (1999)	89	Stewart, Wayne, TE (1974)	94	Mohring, Michael, DT (1997)*
85	Dwight, Tim, WR (2001-02)*	89	McDonald, Dwight, WR (1975-78)	94	Taylor, Shannon, LB (2000)
85	Gates, Antonio, TE (2003-13)	89	Chandler, Wes, WR (1998-97)	94	Tanavasa, Maa, DT (2001)
86	Faison, Earl, DE (1961-66)	89	Flutie, Darren, WR (1988)	94	Pollard, Robert, DE (2004)
86	Billingsley, Ron, DT (1967-70)	89	Allen, Anthony, WR (1989)	94	Oba-Okara, Akbar, LB (2006)
86	Grant, Wes, DE (1970)	89	Walker, Derrick, TE (1990-93)	94	Tucker, Jyles, LB (2007-10)
86	Thaxton, James, TE (1973-74)	89	Mitchell, Shannon, TE (1994-96)*	94	Liger, Corey, DE (2011-13)
86	Briscoe, Marlin, WR (1975)	89	Hartley, Frank, TE (1997-98)	95	Hurnstion, Mike, LB (1987)
86	Floyd, John, WR (1979-80)	89	Jacquet, Nate, WR-PR (2000)	95	Miller, Les, DE (1994)*
86	Bendross, Jesse, WR (1984-85)	89	Boston, David, WR (2003)	95	Carnsball, Joe, LB (1989-89)
86	Moffatt, Tim, WR (1987)	89	Krause, Ryan, TE (2004-05)	95	Benson, Mitchell, DT (1991)
86	Holland, Jamie, WR (1987-89)	89	Chambers, Chris, WR (2007-09)	95	Brady, Jeff, LB (1993)
86	Pupunu, Alfred, TE-HB (1992-97, 99)	89	Ajrohutu, Seyi, WR (2010)*	95	Miller, Les, DE (1994)*
86	Mitchell, Shannon, TE (1997)*	89	Green, Ladanus, TE (2012-13)	95	Edwards, Vernon, DE (1996)
86	Ricks, Michael, WR (1998-00)	90	McGee, Carl, LB (1980)	95	Feller, William, DE (1997-98)
86	Bateaux, Patrick, WR (2001)	90	Woodcock, John, DE (1981-82)	95	Fontenot, Al, DE (1999-01)
86	Gilliam, Dondre, WR (2002-03)	90	Robinson, Fred, DE (1984-86)	95	Salave'a, Joe, DT (2003)
86	Mattos, Grant, WR (2003)	90	Moore, Mack, DE (1986)	95	Phillips, Shaun, LB (2004-12)
86	McCardell, Keenan, WR (2004)*	90	Brown, Richard, LB (1990)	95	Ceahners, Kwame, DT (2013)
86	Manumaleuna, Brandon (2006-09)	90	Wilcher, Mike, LB (1991)	96	Wilcher, Lester, NT (1996)
86	Brown, Vincent, WR (2011, 13)	90	White, Reggie, DT (1992-94)	96	Winter, Blaise, DE (1986-87, 92-94)
86	Clark, Howard, TE (1991-93)	90	Barrie, Sebastian, DT (1995)	96	Baldwin, Keith, DE (1997-98)
87	Kindig, Howard, DE (1985-87)	90	Coleman, Marco, DE (1996-99)	96	Sessa, Don, DT (1995-96)
87	White, Andre, TE (1988)	90	Dingie, Adrian, DE (2000-04)	96	Hend, Norman, DT (1997-99)
87	Williams, Tom, DT (1979-71)	90	Applewhite, Antwan, LB (2008-10)	96	Carson, Leonardo, DT (2001-03)
87	Aldridge, Lionel, DE (1972-73)	90	Harris, Tommie, DE (2011)	96	Ball, Dave, DE (2004-05)
87	Davis, Harrison, WR (1974)	90	Franklin, Aubrayo, DT (2012)	96	Gremman, Keith, DE (2008)
87	Dorsey, Larry, WR (1976-77)	90	Kaiser, Thomas, OLB (2013)	96	Johnson, Travis, DT (2009-10)
87	Burton, Larry, WR (1978-79)	91	Reese, Don, DE (1989)	96	Johnson, Jarret, DT (2012-13)
87	Scales, Dwight, WR (1981-83)	91	Ackerman, Rich, DE (1982-84)	97	Simmons, Tony, DE (1985, 1987)
87	Ferguson, Kevin, TE (1987)	91	Chickillo, Tony, NT (1984-85)	97	Hinkle, George, DT (1988-91)
87	Early, Quinn, WR (1988-90)	91	O'Neal, Leslie, DE (1986, 1988-85)	97	Parrilla, John, DT (1994-01)
87	Young, Duane, TE (1991-95)	91	Tuinei, Van, DE (1997)	97	Bingham, Ryan, DT (2005-09)
87	Roche, Brian, TE (1996-97)	91	Smith, Neil, DE (2000)	97	Harron, David, LB (2013)
87	Thelwell, Ryan, WR (1998)	91	Price, Shawn, DT (2002)	97	Bird, Brent, LB (2011-13)
87	Penn, Chris, WR (1999)	91	Hand, Omar, DE (2003)	98	Unrein, Terry, NT (1986-87)
87	Jones, Reggie, WR (2000-01)	91	McKinney, Brandon, DT (2006-07)	98	Robinson, Gerald, DE (1989-90)
87	Vanover, Tamarick, WR (2002)	91	Nwagbun, Ogemdi, DE (2009-11)	98	McClendon, Skip, DE (1991)
87	Dwight, Tim, WR (2003-04)*	91	Brown, Everette, LB (2011)	98	Skow, Jim, DE (1992)
87	McCardell, Keenan, WR (2005-06)*	91	Reyes, Kendall, DE (2012-13)	98	Lee, Shawn, DT (1992-97)
87	Chandler, Scott, TE (2007)	92	Williams, Eric, LB (1986)	98	Mohring, Michael, DT (1998-01)*
87	Washington, Kelley, WR (2010)	92	Garrett, Scott, NT (1995)	98	Robinson, Derrick, DE (2005-06)
87	Spruitock, Michael, WR-KR (2012)	92	Hardison, Dee, DE (1986-87)	98	Scott, Ian, DT (2009-09)
88	Norton, Don, WR (1960-66)	92	Grossman, Burt, DE (1989-93)	98	Barnes, Antwan, LB (2010-12)
88	Day, Tom, DE (1967)	92	Griggs, David, LB (1994)	98	Lissimore, Sean, DT (2013)
88	Huey, Gene, WR (1969)	92	Harden, Cedric, DE (1989)	98	Young, Wilbur, DE (1978-82)
88	Norman, Pette, TE (1971-73)	92	Mickell, Darren, DE (2000)	99	Williams, Lee, DE (1984-90)
88	Gordon, Dick, WR (1974)	92	Frisk, Jason, DT (2002-04)	99	Marve, Eugene, LB (1992)
88	Comon, Craig, TE (1975)	92	Harris, Marques, LB (2005-08)*	99	Johnson, Raylee, DE (1983-89, 01-03)
88	Bradley, Chuck, TE (1975-76)	92	Martin, Vaughn, DE (2009-12)	99	Dishansky, Igor, DE (2004-08)
88	McCrany, Gregg, TE (1978-80)	92	Thomas, Cam, DT (2013)*	99	Burnett, Kevin, LB (2009-10)
88	Holohan, Pete, TE (1981-87)	93	Wilson, Earl, DE (1985-87)	99	Laboy, Travis, LB (2011)
88	Cox, Arthur, TE (1988-91)	93	Pettit, Duane, DE (1987)	99	Wynn, Jarius, DE (2013)
88	Walczak, Mark, TE (1991)*	93	Keys, Tyrone, DE (1988)	99	Robinson, Adrian, OLB (2013)
88	May, Deems, TE (1992-96)	93	Thorton, George, DT (1991-92)		
88	Jones, Freddie, TE (1997-01)	93	Davis, Reuben, DT (1994-97)		



GENERAL INFORMATION

In his first season as head coach, Mike McCoy led the Chargers to a regular-season record of 9-7 followed by a win over Cincinnati in the Wild Card Playoffs.

Photo: Mike Nowak

2014 NFL REGULAR-SEASON SCHEDULE



*Sunday night games in Weeks 5-16 subject to change.

Week 17 Sunday night game TBD

Week 1 — (All Times Pacific)

Thursday, September 4

Green Bay at Seattle 5:30 p.m.

Sunday, September 7

New Orleans at Atlanta 10:00 a.m.
Cincinnati at Baltimore 10:00 a.m.
Buffalo at Chicago 10:00 a.m.
Washington at Houston 10:00 a.m.
Tennessee at Kansas City 10:00 a.m.
New England at Miami 10:00 a.m.
Oakland at N.Y. Jets 10:00 a.m.
Jacksonville at Philadelphia 10:00 a.m.
Cleveland at Pittsburgh 10:00 a.m.
Minnesota at St. Louis 10:00 a.m.
San Francisco at Dallas 1:25 p.m.
Carolina at Tampa Bay 1:25 p.m.
Indianapolis at Denver 5:30 p.m.

Monday, September 8

N.Y. Giants at Detroit 4:10 p.m.

Chargers at Arizona 7:20 p.m.

Week 2

Thursday, September 11

Pittsburgh at Baltimore 5:25 p.m.

Sunday, September 14

Miami at Buffalo 10:00 a.m.
Detroit at Carolina 10:00 a.m.
Atlanta at Cincinnati 10:00 a.m.
New Orleans at Cleveland 10:00 a.m.
New England at Minnesota 10:00 a.m.
Arizona at N.Y. Giants 10:00 a.m.
Dallas at Tennessee 10:00 a.m.
Jacksonville at Washington 10:00 a.m.
Seattle at Chargers 1:05 p.m.
St. Louis at Tampa Bay 1:05 p.m.
Kansas City at Denver 1:25 p.m.
N.Y. Jets at Green Bay 1:25 p.m.
Houston at Oakland 1:25 p.m.
Chicago at San Francisco 5:30 p.m.

Monday, September 15

Philadelphia at Indianapolis 5:30 p.m.

Week 3

Thursday, September 18

Tampa Bay at Atlanta 5:25 p.m.

Sunday, September 21

Chargers at Buffalo 10:00 a.m.
Tennessee at Cincinnati 10:00 a.m.
Baltimore at Cleveland 10:00 a.m.
Green Bay at Detroit 10:00 a.m.
Indianapolis at Jacksonville 10:00 a.m.
Oakland at New England 10:00 a.m.
Minnesota at New Orleans 10:00 a.m.
Houston at N.Y. Giants 10:00 a.m.
Washington at Philadelphia 10:00 a.m.
Dallas at St. Louis 10:00 a.m.
San Francisco at Arizona 1:05 p.m.
Kansas City at Miami 1:25 p.m.
Denver at Seattle 1:25 p.m.
Pittsburgh at Carolina 5:30 p.m.

Monday, September 22

Chicago at N.Y. Jets 5:30 p.m.

Week 4

(Byes: Arizona, Cincinnati, Cleveland, Denver, Seattle, St. Louis)

Thursday, September 25

N.Y. Giants at Washington 5:25 p.m.

Sunday, September 28

Carolina at Baltimore 10:00 a.m.
Green Bay at Chicago 10:00 a.m.
Buffalo at Houston 10:00 a.m.
Tennessee at Indianapolis 10:00 a.m.
Detroit at N.Y. Jets 10:00 a.m.
Miami at Oakland (London) 10:00 a.m.
Tampa Bay at Pittsburgh 10:00 a.m.

Jacksonville at Chargers 1:05 p.m.

Atlanta at Minnesota 1:25 p.m.

Philadelphia at San Francisco 1:25 p.m.

New Orleans at Dallas 5:30 p.m.

Monday, September 29

New England at Kansas City 5:30 p.m.

Week 5

(Byes: Miami, Oakland)

Thursday, October 2

Minnesota at Green Bay 5:25 p.m.

Sunday, October 5

Chicago at Carolina 10:00 a.m.
Houston at Dallas 10:00 a.m.
Buffalo at Detroit 10:00 a.m.
Baltimore at Indianapolis 10:00 a.m.
Pittsburgh at Jacksonville 10:00 a.m.
Tampa Bay at New Orleans 10:00 a.m.
Atlanta at N.Y. Giants 10:00 a.m.
St. Louis at Philadelphia 10:00 a.m.
Cleveland at Tennessee 10:00 a.m.
Arizona at Denver 1:05 p.m.
N.Y. Jets at Chargers 1:25 p.m.
Kansas City at San Francisco 1:25 p.m.
Cincinnati at New England* 5:30 p.m.

Monday, October 6

Seattle at Washington 5:30 p.m.

Week 6

(Byes: Kansas City, New Orleans)

Thursday, October 9

Indianapolis at Houston 5:25 p.m.

Sunday, October 12

Chicago at Atlanta 10:00 a.m.
New England at Buffalo 10:00 a.m.
Carolina at Cincinnati 10:00 a.m.
Pittsburgh at Cleveland 10:00 a.m.
Green Bay at Miami 10:00 a.m.
Detroit at Minnesota 10:00 a.m.
Denver at N.Y. Jets 10:00 a.m.
Baltimore at Tampa Bay 10:00 a.m.
Jacksonville at Tennessee 10:00 a.m.
Chargers at Oakland 1:05 p.m.
Washington at Arizona 1:25 p.m.
Dallas at Seattle 1:25 p.m.
N.Y. Giants at Philadelphia* 5:30 p.m.

Monday, October 13

San Francisco at St. Louis 5:30 p.m.

Week 7

(Byes: Philadelphia, Tampa Bay)

Thursday, October 16

N.Y. Jets at New England 5:25 p.m.

Sunday, October 19

Atlanta at Baltimore 10:00 a.m.
Minnesota at Buffalo 10:00 a.m.
Miami at Chicago 10:00 a.m.
New Orleans at Detroit 10:00 a.m.
Carolina at Green Bay 10:00 a.m.
Cincinnati at Indianapolis 10:00 a.m.
Cleveland at Jacksonville 10:00 a.m.
Seattle at St. Louis 10:00 a.m.
Tennessee at Washington 10:00 a.m.
Kansas City at Chargers 1:05 p.m.
N.Y. Giants at Dallas 1:25 p.m.
Arizona at Oakland 1:25 p.m.
San Francisco at Denver* 5:30 p.m.

Monday, October 20

Houston at Pittsburgh 5:30 p.m.

Week 8

(Byes: N.Y. Giants, San Francisco)

Thursday, October 23

Chargers at Denver 5:25 p.m.

Sunday, October 26

Detroit at Atlanta (London) 9:30a

Seattle at Carolina 10:00 a.m.

Baltimore at Cincinnati 10:00 a.m.

Miami at Jacksonville 10:00 a.m.

St. Louis at Kansas City 10:00 a.m.

Chicago at New England 10:00 a.m.

Buffalo at N.Y. Jets 10:00 a.m.

Minnesota at Tampa Bay 10:00 a.m.

Houston at Tennessee 10:00 a.m.

Philadelphia at Arizona 1:05 p.m.

Oakland at Cleveland 1:25 p.m.

Indianapolis at Pittsburgh 1:25 p.m.

Green Bay at New Orleans* 5:30 p.m.

Monday, October 27

Washington at Dallas 5:30 p.m.

Week 9

(Byes: Atlanta, Buffalo, Chicago, Detroit, Green Bay, Tennessee)

Thursday, October 30

New Orleans at Carolina 5:25 p.m.

Sunday, November 2

Chargers at Miami 10:00 a.m.

Jacksonville at Cincinnati 10:00 a.m.

Tampa Bay at Cleveland 10:00 a.m.

Arizona at Dallas 10:00 a.m.

Philadelphia at Houston 10:00 a.m.

N.Y. Jets at Kansas City 10:00 a.m.

Washington at Minnesota 10:00 a.m.

St. Louis at San Francisco 1:05 p.m.

Denver at New England 1:25 p.m.

Oakland at Seattle 1:25 p.m.

Baltimore at Pittsburgh* 5:30 p.m.

Monday, November 3

Indianapolis at N.Y. Giants 5:30 p.m.

Week 10

(Byes: Chargers, Houston, Indianapolis, Minnesota, New England, Washington)

Thursday, November 6

Cleveland at Cincinnati 5:25 p.m.

Sunday, November 9

Tennessee at Baltimore 10:00 a.m.

Kansas City at Buffalo 10:00 a.m.

Miami at Detroit 10:00 a.m.

Dallas at Jacksonville (London) 10:00 a.m.

San Francisco at New Orleans 10:00 a.m.

Pittsburgh at N.Y. Jets 10:00 a.m.

Atlanta at Tampa Bay 10:00 a.m.

Denver at Oakland 1:05 p.m.

St. Louis at Arizona 1:25 p.m.

N.Y. Giants at Seattle 1:25 p.m.

Chicago at Green Bay* 5:30 p.m.

Monday, November 10

Carolina at Philadelphia 5:30 p.m.

Week 11

(Byes: Baltimore, Dallas, Jacksonville, N.Y. Jets)

Thursday, November 13

Buffalo at Miami 5:25 p.m.

Sunday, November 16

Atlanta at Carolina 10:00 a.m.

Minnesota at Chicago 10:00 a.m.

Houston at Cleveland 10:00 a.m.

Philadelphia at Green Bay 10:00 a.m.

Seattle at Kansas City 10:00 a.m.

Cincinnati at New Orleans 10:00 a.m.

San Francisco at N.Y. Giants 10:00 a.m.

Denver at St. Louis 10:00 a.m.

Tampa Bay at Washington 10:00 a.m.

Oakland at Chargers 1:05 p.m.

Detroit at Arizona 1:25 p.m.

New England at Indianapolis* 5:30 p.m.

Monday, November 17

Pittsburgh at Tennessee 5:30 p.m.

WEEK 12

(Byes: Carolina, Pittsburgh)

Thursday, November 20

Kansas City at Oakland	5:25 p.m.
Cleveland at Atlanta	10:00 a.m.
N.Y. Jets at Buffalo	10:00 a.m.
Tampa Bay at Chicago	10:00 a.m.
Cincinnati at Houston	10:00 a.m.
Jacksonville at Indianapolis	10:00 a.m.
Green Bay at Minnesota	10:00 a.m.
Detroit at New England	10:00 a.m.
Tennessee at Philadelphia	10:00 a.m.

St. Louis at Chargers 1:05 p.m.

Arizona at Seattle	1:05 p.m.
Miami at Denver	1:25 p.m.
Washington at San Francisco	1:25 p.m.
Dallas at N.Y. Giants*	5:30 p.m.

Monday, November 24

Baltimore at New Orleans	5:30 p.m.
--------------------------	-----------

WEEK 13

Thursday, November 27

Chicago at Detroit	9:30 a.m.
Philadelphia at Dallas	1:30 p.m.
Seattle at San Francisco	5:30 p.m.

Sunday, November 30

Chargers at Baltimore 10:00 a.m.

Cleveland at Buffalo	10:00 a.m.
Tennessee at Houston	10:00 a.m.
Washington at Indianapolis	10:00 a.m.
N.Y. Giants at Jacksonville	10:00 a.m.
Carolina at Minnesota	10:00 a.m.
New Orleans at Pittsburgh	10:00 a.m.
Oakland at St. Louis	10:00 a.m.
Cincinnati at Tampa Bay	10:00 a.m.
Arizona at Atlanta	1:05 p.m.
New England at Green Bay	1:25 p.m.
Denver at Kansas City*	5:30 p.m.

Monday, December 1

Miami at N.Y. Jets	5:30 p.m.
--------------------	-----------

WEEK 14

Thursday, December 4

Dallas at Chicago	5:25 p.m.
Pittsburgh at Cincinnati	10:00 a.m.
Indianapolis at Cleveland	10:00 a.m.
Tampa Bay at Detroit	10:00 a.m.
Houston at Jacksonville	10:00 a.m.
Baltimore at Miami	10:00 a.m.
N.Y. Jets at Minnesota	10:00 a.m.
Carolina at New Orleans	10:00 a.m.
N.Y. Giants at Tennessee	10:00 a.m.
St. Louis at Washington	10:00 a.m.
Kansas City at Arizona	1:05 p.m.
Buffalo at Denver	1:05 p.m.
San Francisco at Oakland	1:25 p.m.
Seattle at Philadelphia	1:25 p.m.

New England at Chargers* 5:30 p.m.

Monday, December 8

Atlanta at Green Bay	5:30 p.m.
----------------------	-----------

WEEK 15

Thursday, December 11

Arizona at St. Louis	5:25 p.m.
----------------------	-----------

Sunday, December 14

Pittsburgh at Atlanta	10:00 a.m.
Jacksonville at Baltimore	10:00 a.m.
Green Bay at Buffalo	10:00 a.m.
Tampa Bay at Carolina	10:00 a.m.
Cincinnati at Cleveland	10:00 a.m.
Minnesota at Detroit	10:00 a.m.
Houston at Indianapolis	10:00 a.m.
Oakland at Kansas City	10:00 a.m.
Miami at New England	10:00 a.m.
Washington at N.Y. Giants	10:00 a.m.

Denver at Chargers 1:05 p.m.

N.Y. Jets at Tennessee	1:05 p.m.
San Francisco at Seattle	1:25 p.m.
Dallas at Philadelphia*	5:30 p.m.

Monday, December 15

New Orleans at Chicago	5:30 p.m.
------------------------	-----------

WEEK 16

Thursday, December 18

Tennessee at Jacksonville	5:25 p.m.
---------------------------	-----------

Saturday, December 20

Chargers at San Francisco*	1:30 or 5:15 p.m.
Philadelphia at Washington*	1:30 or 5:15 p.m.

Sunday, December 21

Cleveland at Carolina	10:00 a.m.
Detroit at Chicago	10:00 a.m.
Baltimore at Houston	10:00 a.m.
Minnesota at Miami	10:00 a.m.
Atlanta at New Orleans	10:00 a.m.
New England at N.Y. Jets	10:00 a.m.
Kansas City at Pittsburgh	10:00 a.m.
Green Bay at Tampa Bay	10:00 a.m.
N.Y. Giants at St. Louis	1:05 p.m.
Indianapolis at Dallas	1:25 p.m.
Buffalo at Oakland	1:25 p.m.
Seattle at Arizona*	5:30 p.m.

Monday, December 22

Denver at Cincinnati	5:30 p.m.
----------------------	-----------

*Kickoff times and Networks to be decided at least 12 days prior to games.

WEEK 17

Sunday, December 28

Chargers at Kansas City 10:00 a.m.

Carolina at Atlanta	10:00 a.m.
Cleveland at Baltimore	10:00 a.m.
Detroit at Green Bay	10:00 a.m.
Jacksonville at Houston	10:00 a.m.
N.Y. Jets at Miami	10:00 a.m.
Chicago at Minnesota	10:00 a.m.
Buffalo at New England	10:00 a.m.
Philadelphia at N.Y. Giants	10:00 a.m.
Cincinnati at Pittsburgh	10:00 a.m.
New Orleans at Tampa Bay	10:00 a.m.
Indianapolis at Tennessee	10:00 a.m.
Dallas at Washington	10:00 a.m.
Oakland at Denver	1:25 p.m.
Arizona at San Francisco	1:25 p.m.
St. Louis at Seattle	1:25 p.m.

2014 NFL POSTSEASON SCHEDULE

Sat. Jan. 3	AFC and NFC Wild Card Playoffs (ESPN, NBC, CBS & FOX)
Sun. Jan. 4	AFC and NFC Wild Card Playoffs (ESPN, NBC, CBS & FOX)
Sat. Jan. 10	AFC and NFC Divisional Playoffs (CBS, FOX & NBC)
Sun. Jan. 11	AFC and NFC Divisional Playoffs (CBS, FOX & NBC)

Sun. Jan. 18	AFC and NFC Championship Games (CBS and FOX)
Sun. Jan. 25	Pro Bowl (ESPN)
Sun. Feb. 1	Super Bowl XLIX in Arizona (NBC)

2014 NFL PRESEASON SCHEDULE

Sunday, August 3 NFL/Hall of Fame Game

N.Y. Giants vs. Buffalo (NBC)	5:00 p.m.
-------------------------------	-----------

WEEK 1

Thursday, August 7

Indianapolis at N.Y. Jets	4:00 p.m.
San Francisco at Baltimore	4:30 p.m.
New England at Washington	4:30 p.m.
Cincinnati at Kansas City	5:00 p.m.
Seattle at Denver	6:00 p.m.

Dallas at Chargers 7:00 p.m.

Friday, August 8

Miami at Atlanta	4:00 p.m.
Buffalo at Carolina	4:30 p.m.
Tampa Bay at Jacksonville	4:30 p.m.
Philadelphia at Chicago	5:00 p.m.
Oakland at Minnesota	5:00 p.m.
New Orleans at St. Louis	5:00 p.m.

Saturday, August 9

Cleveland at Detroit	4:30 p.m.
Pittsburgh at N.Y. Giants	4:30 p.m.
Green Bay at Tennessee	5:00 p.m.
Houston at Arizona	5:30 p.m.

WEEK 2

Thursday, August 14

Jacksonville at Chicago (ESPN)	5:00 p.m.
--------------------------------	-----------

Friday, August 15

Philadelphia at New England	4:30 p.m.
Tennessee at New Orleans	5:00 p.m.
Chargers at Seattle	7:00 p.m.
Detroit at Oakland	7:00 p.m.

Saturday, August 16

Green Bay at St. Louis	1:00 p.m.
N.Y. Jets at Cincinnati	4:00 p.m.
Baltimore at Dallas	4:00 p.m.
N.Y. Giants at Indianapolis	4:00 p.m.
Buffalo at Pittsburgh	4:30 p.m.
Miami at Tampa Bay	4:30 p.m.
Atlanta at Houston	5:00 p.m.
Arizona at Minnesota	5:30 p.m.

Sunday, August 17

Denver at San Francisco	1:00 p.m.
Kansas City at Carolina (FOX)	5:00 p.m.

Monday, August 18

Cleveland at Washington (ESPN)	5:00 p.m.
--------------------------------	-----------

WEEK 3

Thursday, August 21

Pittsburgh at Philadelphia	4:30 p.m.
----------------------------	-----------

Friday, August 22

Jacksonville at Detroit	4:30 p.m.
Carolina at New England	4:30 p.m.
N.Y. Giants at N.Y. Jets	4:30 p.m.
Oakland at Green Bay (CBS)	5:00 p.m.
Chicago at Seattle	7:00 p.m.

Saturday, August 23

Tampa Bay at Buffalo	1:30 p.m.
Dallas at Miami	4:00 p.m.
Tennessee at Atlanta	4:00 p.m.
Washington at Baltimore	4:30 p.m.
New Orleans at Indianapolis (CBS)	5:00 p.m.
St. Louis at Cleveland	5:00 p.m.
Minnesota at Kansas City	5:00 p.m.
Houston at Denver	6:00 p.m.

Sunday, August 24

Chargers at San Francisco (FOX)	1:00 p.m.
Cincinnati at Arizona (NBC)	5:00 p.m.

Continued next page

**WEEK 4****Thursday, August 28**

Atlanta at Jacksonville	3:00 p.m.	New England at NY Giants	4:30 p.m.	Baltimore at New Orleans	5:00 p.m.
Detroit at Buffalo	4:00 p.m.	Carolina at Pittsburgh	4:30 p.m.	Minnesota at Tennessee	5:00 p.m.
Indianapolis at Cincinnati	4:00 p.m.	Washington at Tampa Bay	4:30 p.m.	Arizona at Chargers	7:00 p.m.
Kansas City at Green Bay	4:00 p.m.	Chicago at Cleveland	5:00 p.m.	Seattle at Oakland	7:00 p.m.
St. Louis at Miami	4:00 p.m.	Denver at Dallas	5:00 p.m.		
NY Jets at Philadelphia	4:00 p.m.	San Francisco at Houston	5:00 p.m.		

NFL BLACKOUT POLICY

For a home game to be aired locally, the game must be sold out 72 hours in advance of kickoff. If the game is not a sellout by the 72-hour cutoff, any station with a signal penetrating a 75-mile radius from the game site will be blacked out and the carrying network will air an alternate game.

CHARGERS RADIO NETWORK

Rock 105.3 FM and XTRA Sports 1360 AM (Clear Channel Communications) are the flagship stations for all San Diego Chargers games, including preseason, regular season and post-season. Josh Lewin calls the play-by-play and former Chargers player and coach Hank Bauer handles the color commentary.

Fans outside of San Diego can tune into the Chargers Radio Network, which includes AM570 KLAC in Los Angeles and Orange County; KATY 101.3 FM in Temecula and the Inland Empire; KNWH 1250 AM in the Yucca Valley; KNWZ 94.3 FM in Palm Springs; KAVL 610 AM in Palmdale and Lancaster; KSPA 1510 AM in Ontario, the Inland Empire and Rancho Cucamonga; KRAK 910 AM in Victorville and Hesperia; ESPN Radio 1100 AM in Las Vegas; and XKD 107.5 FM in the Imperial Valley and Yuma, Arizona.

Network stations are subject to change.

**JOSH LEWIN**

Lewin became the radio play-by-play voice of the Chargers in July 2005. He has an extensive broadcast history that includes 20 seasons as a Major League Baseball play-by-play announcer. Since 2012, he's handled play-by-play for the New York Mets' radio broadcasts on WFAN. Lewin has broadcast regular and postseason baseball, NFL football and NHL games for FOX Sports from 1996-2010 and from 2002-10, he was the play-by-play announcer for the Texas Rangers. Lewin also called Baltimore Orioles on radio from 1995-96, Chicago Cubs games on WGN-TV in 1997 and Detroit Tigers' games on Fox Sports Net Detroit from 1998-01. His NFL experience also includes play-by-play on SportsUSA Radio. Lewin's other broadcast experience includes Conference USA Football, CCHA Hockey, Southern Methodist and Michigan State basketball, and the Big 12 Basketball Tournament. Lewin began his broadcasting career at the age of 16 with the Rochester Red Wings, the Baltimore Orioles' AAA affiliate in the International League. In 1994, he was the sports director at WBAL, the Orioles' flagship station. Lewin graduated from Northwestern in 1990 and has written three books, "Ballgame," "Getting in the Game" and "You Never Forget Your First." Lewin has two children, daughter, Kelsey, and son, Coby.

**HANK BAUER**

Bauer, a former Chargers running back, special teams captain and coach, handles color commentary on the team's radio broadcasts. Throughout his lifetime, he has participated in more than 500 career games with the Chargers as a player, coach and broadcaster. Bauer played for the Chargers for seven seasons. He was chosen as one of the 50 Greatest Chargers of All-Time in 2009, and is also a member of the Chargers 40th Anniversary All-Time Team. Bauer was a team captain, who was voted Most Inspirational Player in 1978 and Special Teams Player of the Year in 1980 and '81. He scored 21 touchdowns during his career and set an NFL single-season record with 52 special teams tackles in 1981. A broken neck ended his career in 1983. Following his retirement, Bauer spent four seasons (1983-86) as the Chargers' running backs and special teams coach. In 1987, he accepted a job as a sports anchor at News 8 in San Diego and remained there until 2003. Bauer graduated cum laude from California Lutheran University in 1976 with a degree in physical education. In September 2003, he was inducted into Cal Lutheran's first Hall of Fame class.

CHARGERS EN ESPAÑOL

The Uniradio Group hold the Chargers' Spanish Radio broadcast rights. Pulsar 107.3 FM XHFG is the flagship station for all Chargers games in Spanish and the broadcast is simulcast in Los Angeles and Orange County on ESPN Deportes 1330 AM KWKW.



JORGE VILLANUEVA

Villanueva is in his 21st season as the Spanish voice of the Chargers. He hosts and produces "En Contacto con los Chargers," the official Spanish TV show of the team, which is seen in San Diego, Los Angeles and Baja California. Villanueva previously worked as a sports director and anchor for KBNT-TV (Channel 17) Univision in San Diego, as well as for Televisa Baja California from 1989-94. He has 28 years of experience in sports journalism, and his play-by-play experience includes soccer, baseball and boxing. Villanueva handles the Spanish play-by-play for the Holiday Bowl and the NCAA's Bowl Championship Series. He spent the 2001-03 seasons as the football play-by-play voice for the USC Trojans and the 1994-96 seasons with the San Diego State Aztecs. In 2004, Villanueva received an invitation to join the American Sportscasters Association.



DANTE LAZCANO

Lazcano is in his fifth season as the Spanish color commentator for the Chargers. He has covered the team as a journalist since 1995, currently writing for *El Informador* de Baja California and *Ring Mundial Magazine*. Lazcano has 18 years of experience in sports journalism and has covered 14 of the last 17 Super Bowls, four NBA Finals, two World Baseball Classics and the San Diego Padres for the last 16 seasons. Lazcano is one of two Mexican journalists who witnessed the second comeback of Michael Jordan. From 2002-05, he owned, hosted and produced a live sports radio show for Radio Zeta Trece 1270 (XEAZ). Lazcano studied Hispanoamerican literature at the Universidad Autónoma de Baja California (UABC) and recently received his major from the Secretaría de Educación.

QUALCOMM STADIUM

Qualcomm Stadium, the Chargers' home since 1967, underwent an expansion in 1997 that included the addition of 11,500 seats, a club level, 37 new suites and a new west-end Jumbotron screen.

The centerpiece of the renovated stadium was the Club level. Chargers season ticket holders who purchase seats on the Club level enjoy amenities exclusive to Club members. The 7,800 Club seats are wider and padded, and come equipped with an attached drink holder. Club members enjoy wait service at their seats, featuring a menu complete with a variety of food specialties, as well as the comfort of four fan-friendly lounges where they can relax in an air-conditioned setting before, during and after games. Restrooms on the Club level also are upgraded.

The former Jack Murphy Stadium was renamed Qualcomm Stadium after the Qualcomm Corporation contributed \$18 million for naming rights. Additionally, the total number of parking spaces at the stadium was increased to

19,000, including 461 handicapped spaces, making the parking lot at Qualcomm Stadium the second-largest in the National Football League. There was a significant increase in restroom capacity at the stadium, with the number of women's facilities almost doubled and the men's restroom capacity increased by 33 percent.

San Diego Stadium was originally built in 1967 as a home for the Chargers at a cost of \$27 million. It was dedicated at a Chargers-Lions game on August 20, 1967, before a crowd of 45,988. The 1997 renovation marks the second major facelift to occur at the stadium. Originally built to a capacity of 52,000, the stadium was expanded in 1984 to increase seating capacity to 60,100. The most recent renovation increased the seating capacity at the stadium to approximately 70,000.

The team played before its first-ever sellout crowd on December 3, 1967, when 52,661 turned out to see the Chargers battle the Oakland Raiders.



**CRISP,
REFRESHING
TASTE.**



16
oz.



ENJOY RESPONSIBLY
©2014 A-B, Bud Light® Beer, St. Louis, MO